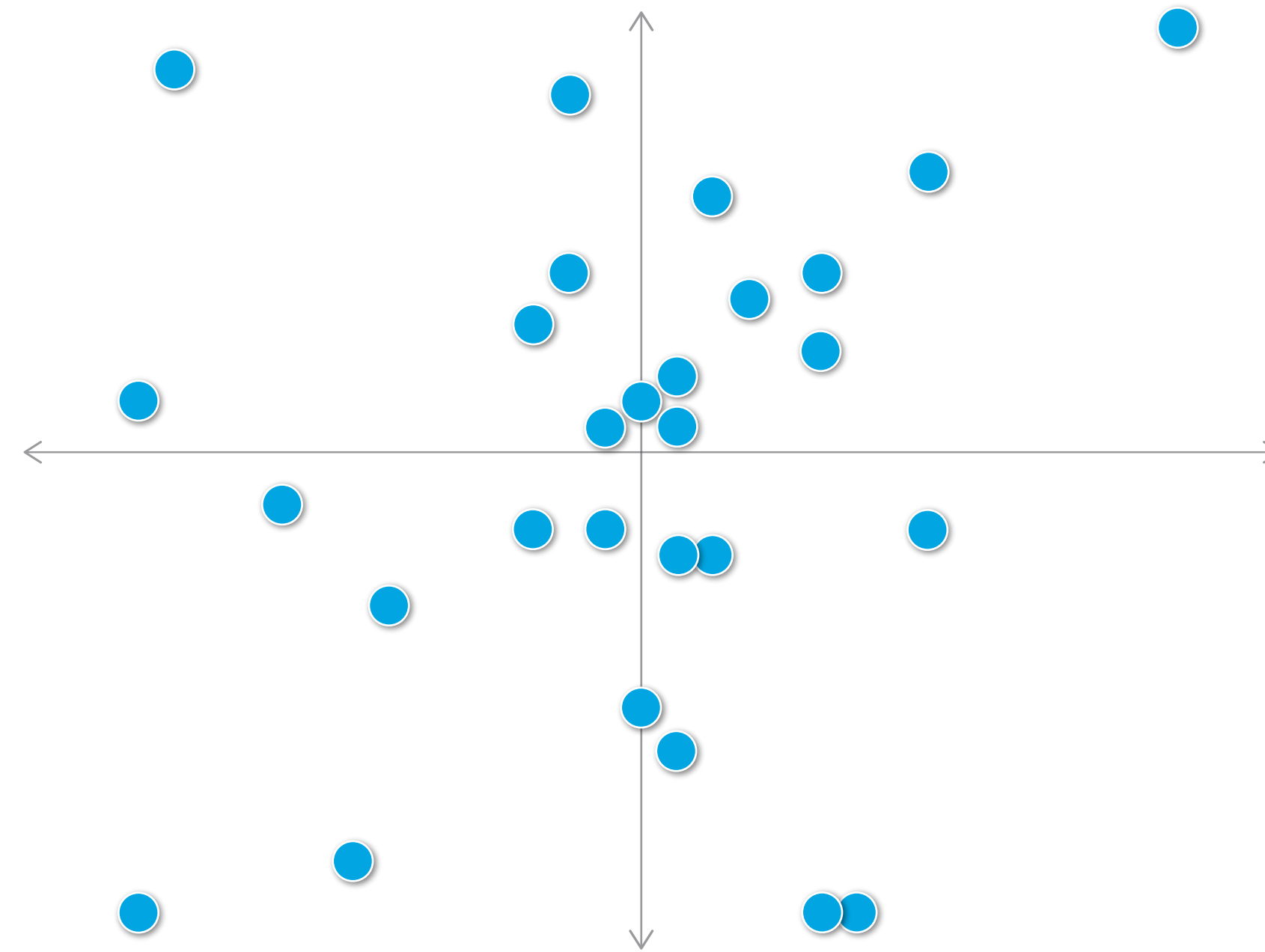


# EU Cohesion Monitor

An assessment of cohesion in the 28 member states of the European Union



**RETHINK: EUROPE** an initiative of



STIFTUNG  
**MERCATOR**



ECFR/281

Copyright of this publication is held by the European Council on Foreign Relations. You may not copy, reproduce, republish or circulate in any way the content from this publication except for your own personal and non-commercial use. Any other use requires the prior written permission of the European Council on Foreign Relations.

© ECFR April 2019

ISBN: 978-1-911544-81-4

Published by the European Council on Foreign Relations (ECFR),  
Unter den Linden 17  
10117 Berlin, Germany

Data visualization and interactive PDF  
by Dieter Dollacker and Dirk Waldik,  
Denkbuilder Berlin

Document Version 1.1

# Introduction Rationale

## Introduction

### Rationale

Methodology

Chapters

## Country Groups' Profiles

Overview

Eurogroup

New Hanseatic League

Affluent Seven

Southern Seven

Big Six

Founding Six

Southeast Four

Visegrád Four

Baltics

Benelux

Nordics

Cohesion is the glue that holds Europe together. It is shaped by a variety of factors that make Europeans more willing to cooperate with one another.

These factors include the connections between societies and economies, people-to-people contacts across borders, as well as attitudes and expectations.

The EU Cohesion Monitor brings all these factors together in a comprehensive measurement of European cohesion across time for all EU member states.

For the first time, this updated and extended edition of the Monitor includes the EU28 cohesion ranking and trends from 2007 to 2017.

The EU Cohesion Monitor is part of the Rethink: Europe project by the European Council on Foreign Relations and Stiftung Mercator.

To learn more about the project, please visit [ecfr.eu/rethinkeurope](http://ecfr.eu/rethinkeurope) and [ecfr.eu/eucohesionmonitor](http://ecfr.eu/eucohesionmonitor).

To contact the project team please email [rethink.europe@ecfr.eu](mailto:rethink.europe@ecfr.eu)

## RETHINK: EUROPE

ECFR Team



Josef Janning, Head of Berlin office and Senior Policy Fellow



Almut Möller, Head of Berlin office and Senior Policy Fellow



Christoph Klavehn, Manager Pan-European Data Projects



Wiebke Ewering, Communications Officer

# Introduction Methodology

## Introduction

Rationale

**Methodology**

Chapters

## Country Groups' Profiles

Overview

Eurogroup

New Hanseatic League

Affluent Seven

Southern Seven

Big Six

Founding Six

Southeast Four

Visegrád Four

Baltics

Benelux

Nordics

The EU Cohesion Monitor combines a total of 42 factors to measure cohesion along five individual and five structural cohesion indicators. The individual indicators quantify cohesion at the level of citizens' experiences, opinions and expectations. The structural indicators measure cohesion at the macro level of the state and the economy.

To ensure comparability of different data types at the factor level, the EU Cohesion Monitor uses linear transformation to a scale from 1 to 10 for all but two of the ten indicators.

The indicators 'Policy Integration' and 'Security' are limited to a scale of 1 to 7 to leave room for extending the scale to the full 10 points, should European integration progress further.

The transformation to scale requires setting boundary values for each

factor's minimum and maximum, which will score 1 and 10 (or 7) points respectively.

Starting with the 2019 edition, the EU Cohesion Monitor uses a relational approach to most transformations. It is based on the middle 50% of all factor observations for every year since 2007 and all 28 EU member states (interquartile range of all observations).

Exceptions to this global rule are only made for cases where we have set either more intuitive or more natural boundary values.

Thanks to the transformation of all factors to a common scale, the results for each of the ten cohesion indicators can usually be derived by determining the average of their factors.

For those factors that follow a counting logic, e.g. a country's number of opt-outs in the 'Policy Integration' indicator, the factors are simply added.

The highest level of aggregation are the results for all individual and all structural indicators. They are referred to as the individual and structural dimensions of cohesion and are used to capture the full scope of all indicators and factors of each dimension in a single measurement. This aggregation of the EU Cohesion Monitor's overall scores is done by drawing the simple average of all individual and structural indicators, respectively.

The chapter 'Composition' includes a detailed overview of all indicators, their factors, and sources. Further information on methodology and calculations can be found at [www.ecfr.eu/eucohesionmonitor](http://www.ecfr.eu/eucohesionmonitor).

# Introduction Chapters

## Introduction

Rationale

Methodology

Chapters

## Country Groups' Profiles

Overview

Eurogroup

New Hanseatic League

Affluent Seven

Southern Seven

Big Six

Founding Six

Southeast Four

Visegrád Four

Baltics

Benelux

Nordics

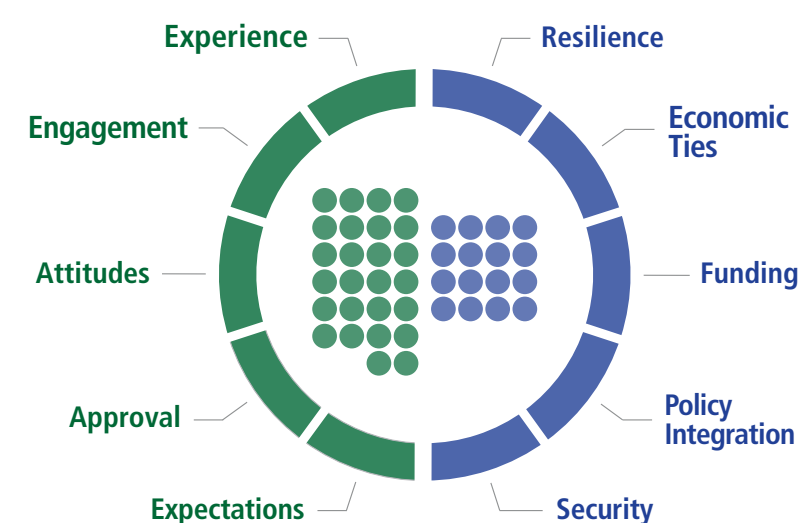
## Composition

In the first chapter, the EU Cohesion Monitor's structure is described in detail.

It includes a complete overview of the 42 factors and 10 indicators, including their premises, definitions, and sources.

The chapter also includes the direct link to the raw data used to create the EU Cohesion Monitor.

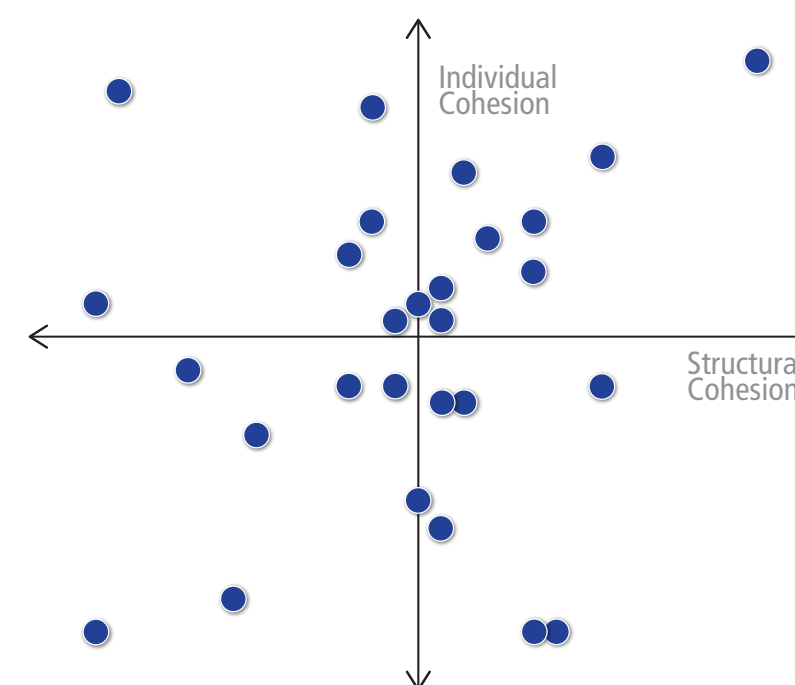
Individual cohesion describes people's experiences, attitudes, beliefs, and well-being. Structural cohesion describes countries' connections and practices within the EU.



## Overall Results

In the second chapter, all EU member states and country groups are plotted along their cohesion trajectories since 2007.

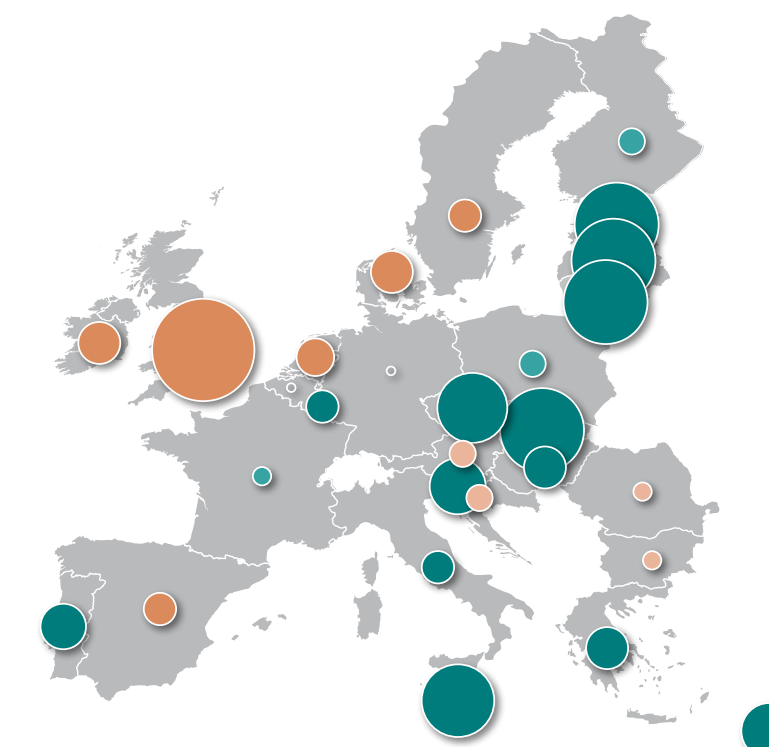
The vertical axis represents the dimension of individual cohesion. The horizontal axis shows structural cohesion.



## Rankings

In the third chapter, each country's rank is directly compared.

The map view highlights trends, showing to what extent EU member states have gained or lost in individual and structural cohesion since 2007.



## Countries & Groups

In the fourth chapter, each country's results are shown along all ten indicators in a cohesion profile across both dimensions.

The profiles show rank and point changes since 2007. Sparklines allow comparisons over the timeline since 2007 and show position relative to the EU average.



# Country Groups Overview

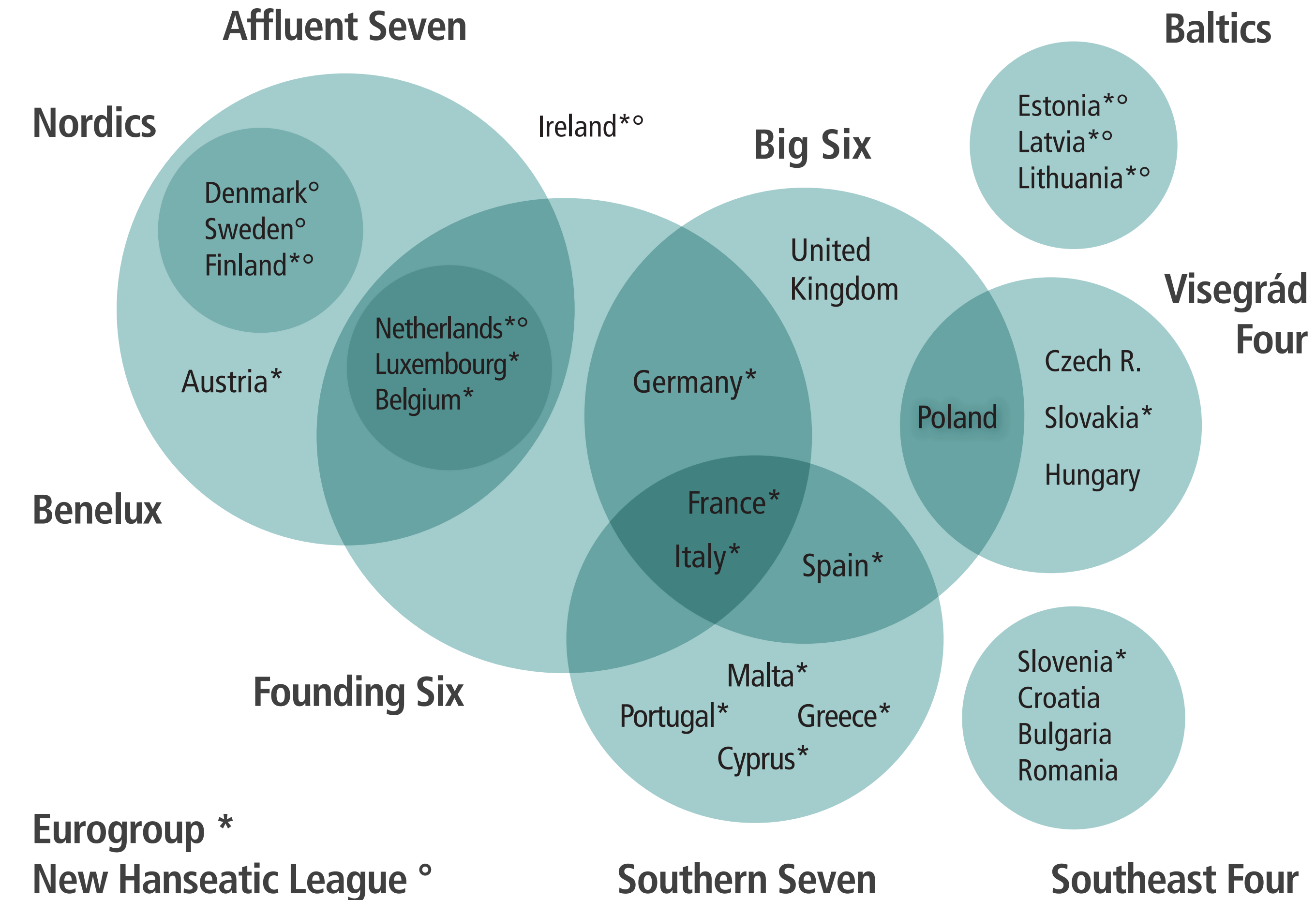
## Introduction

- Rationale
- Methodology
- Chapters

## Country Groups' Profiles

### Overview

- Eurogroup
- New Hanseatic League
- Affluent Seven
- Southern Seven
- Big Six
- Founding Six
- Southeast Four
- Visegrád Four
- Baltics
- Benelux
- Nordics



## Country Groups

Results are not only presented for individual EU member states, but also for 11 country groups.

The illustration shows 9 of these 11 groups, their composition and the overlap between them. 'Eurogroup' members are marked by an asterisk, 'New Hanseatic League' members by a ring.

The impact of country groups on the politics of the EU and European integration at large has been changing over time and has often depended on the policy issue at stake. Some groups are more formalized or institutionalized than others.

Group data is provided by combining the scores of their respective member countries.

# Country Groups

# Eurogroup

*i* Detailed Results  
*i* Overall Results

## Introduction

- Rationale
- Methodology
- Chapters

## Country Groups' Profiles

### Overview

### Eurogroup

- New Hanseatic League
- Affluent Seven
- Southern Seven
- Big Six
- Founding Six
- Southeast Four
- Visegrád Four
- Baltics
- Benelux
- Nordics

Sources: Eurostat 2017 (population tps00001, GDP tec00001, Employment lfsi\_emp\_a, Unemployment lfsa\_ugan), Eurostat 2017 (Disposable income sdg\_10\_20), SIPRI 2017 (Military expenditure 2017)

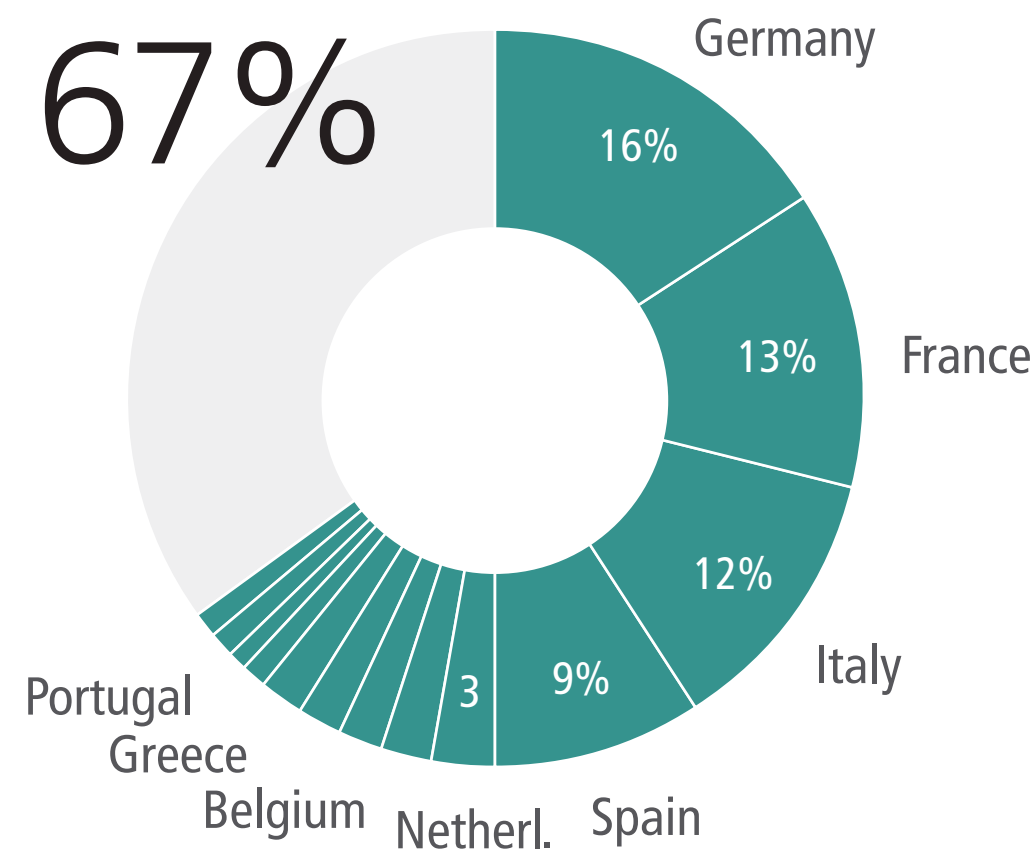
## The Currency Union

The term 'Eurogroup' refers to the 19 members of the European Union that adopted the Euro as their common currency, and as such build the so-called Eurozone.

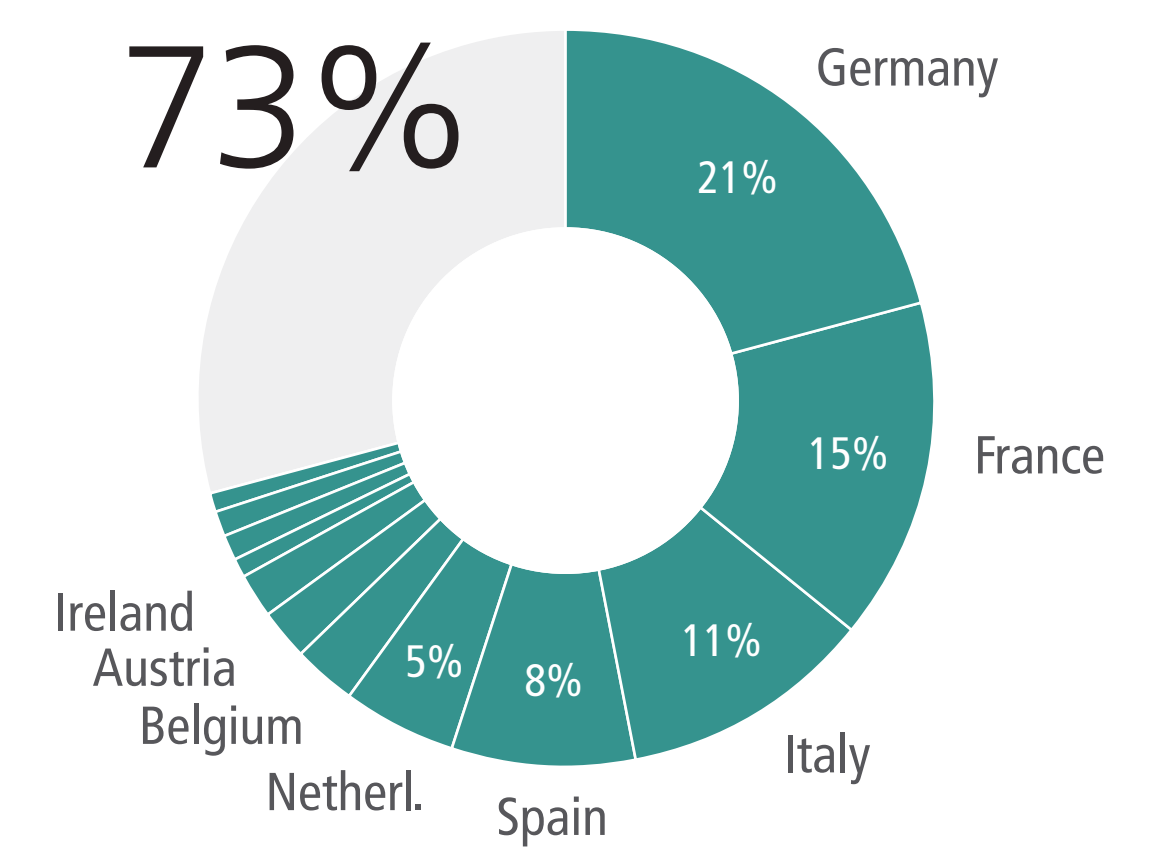
The Eurogroup shares the European Central Bank as a monetary authority and their members increasingly cooperate on fiscal policies. Challenges remain, however, such as the long aftermath of the Euro crisis, limited democratic oversight, and the economic government of the Eurozone.



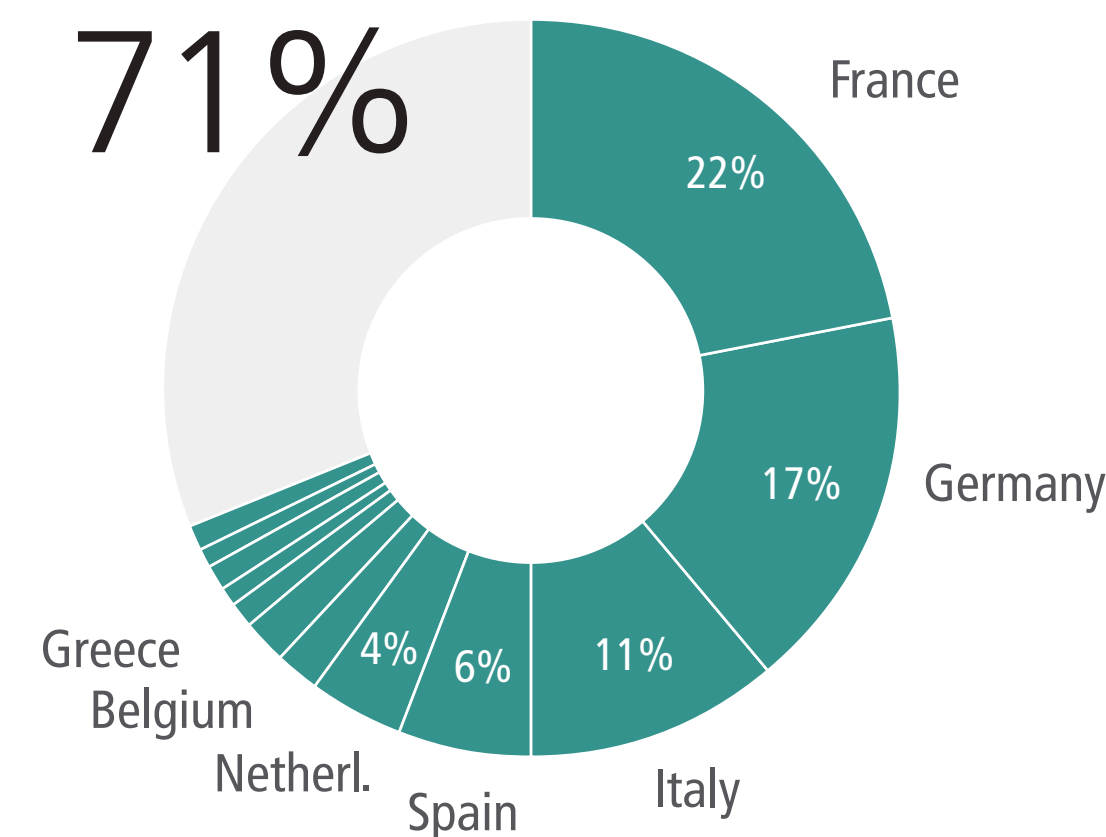
## Share of Population



## Share of GDP Total



## Share of Military Spending



## Employed to Unemployed

11:1

Eurogroup	11:1
Austria	18:1
Belgium	14:1
Cyprus	9:1
Estonia	17:1
Finland	11:1
France	11:1
Germany	26:1
Greece	5:1
Ireland	15:1
Italy	9:1
Latvia	11:1
Lithuania	14:1
Luxemb.	18:1
Malta	25:1
Netherl.	21:1
Portugal	11:1
Slovakia	12:1
Slovenia	15:1
Spain	6:1

# Country Groups New Hanseatic League

*i* Detailed Results  
*i* Overall Results

## Introduction

- Rationale
- Methodology
- Chapters

## Country Groups' Profiles

- Overview
- Eurogroup
- New Hanseatic League**

- Affluent Seven
- Southern Seven
- Big Six
- Founding Six
- Southeast Four
- Visegrád Four
- Baltics
- Benelux
- Nordics

Sources: Eurostat 2017 (population tps00001, GDP tec00001, Employment lfsi\_emp\_a, Unemployment lfsa\_ugan), Eurostat 2017 (Disposable income sdg\_10\_20), SIPRI 2017 (Military expenditure 2017)

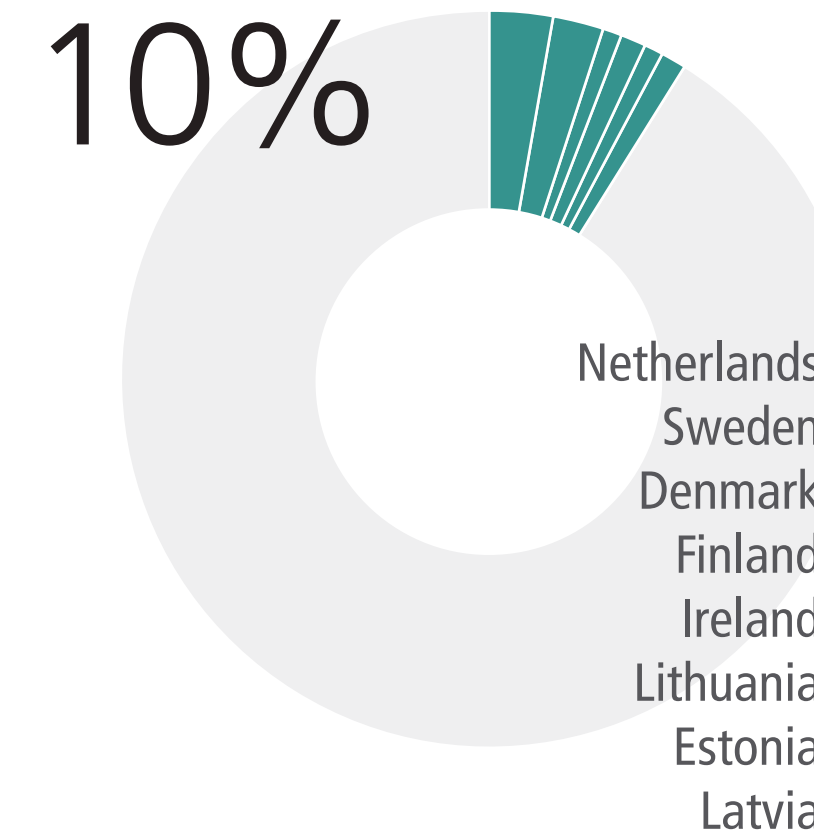
## The Fiscal Conservatives

The term 'New Hanseatic League' refers to Denmark, Estonia, Finland, Ireland, Latvia, Lithuania, The Netherlands, and Sweden.

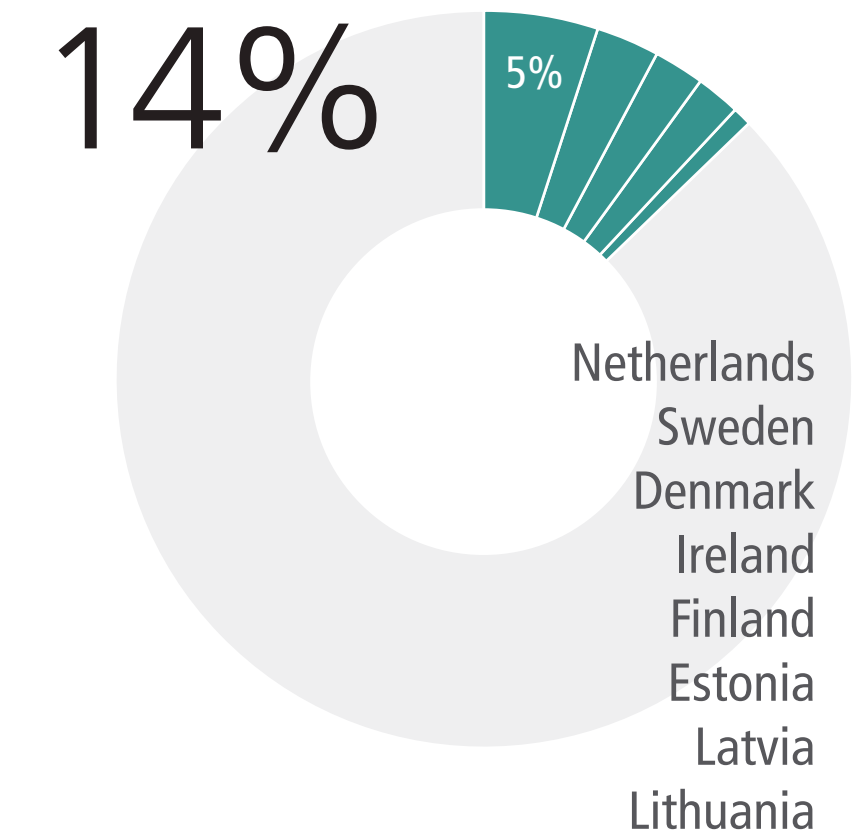
This group of countries shares a desire for increased fiscal cooperation and a deepening of the European Economic and Monetary Union. It started to voice common interests on these issues in early 2018.



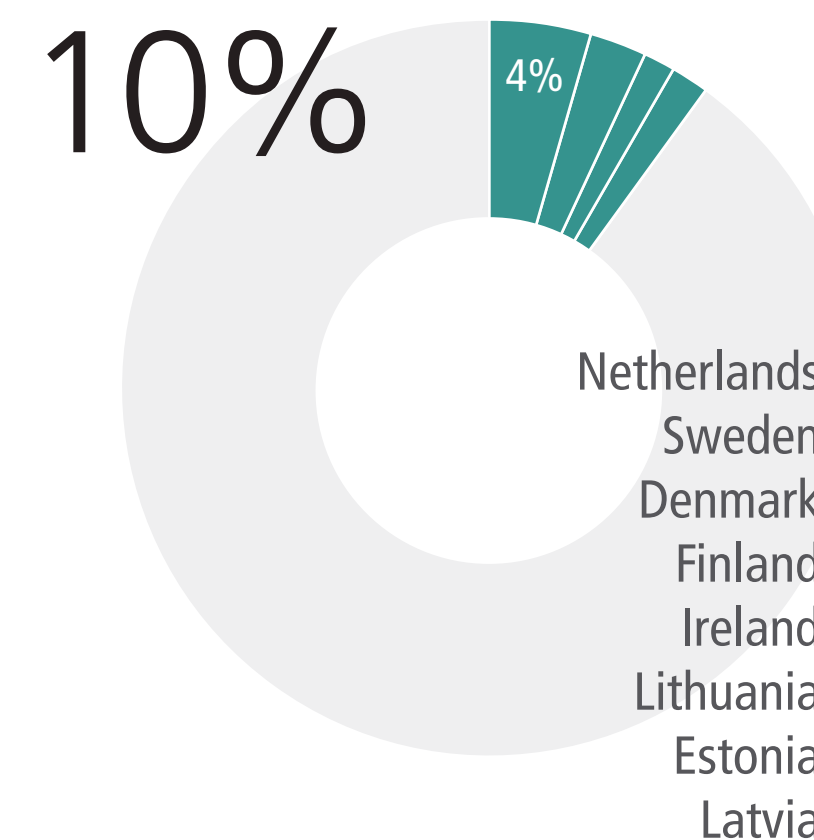
## Share of Population



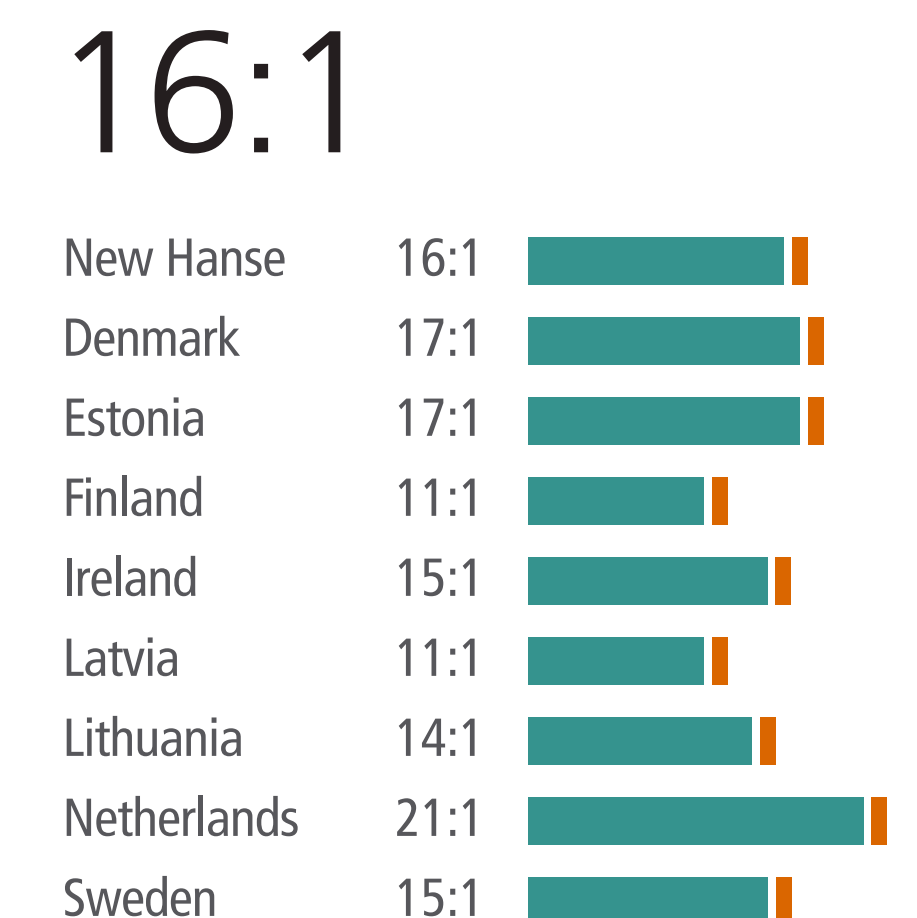
## Share of GDP Total



## Share of Military Spending



## Employed to Unemployed





# Country Groups Affluent Seven

*i* Detailed Results  
*i* Overall Results

## Introduction

- Rationale
- Methodology
- Chapters

## Country Groups' Profiles

- Overview
- Eurogroup
- New Hanseatic League

## Affluent Seven

- Southern Seven
- Big Six
- Founding Six
- Southeast Four
- Visegrád Four
- Baltics
- Benelux
- Nordics

Sources: Eurostat 2017 (population tps00001, GDP tec00001, Employment lfsi\_emp\_a, Unemployment lfsa\_ugan), Eurostat 2017 (Disposable income sdg\_10\_20), SIPRI 2017 (Military expenditure 2017)

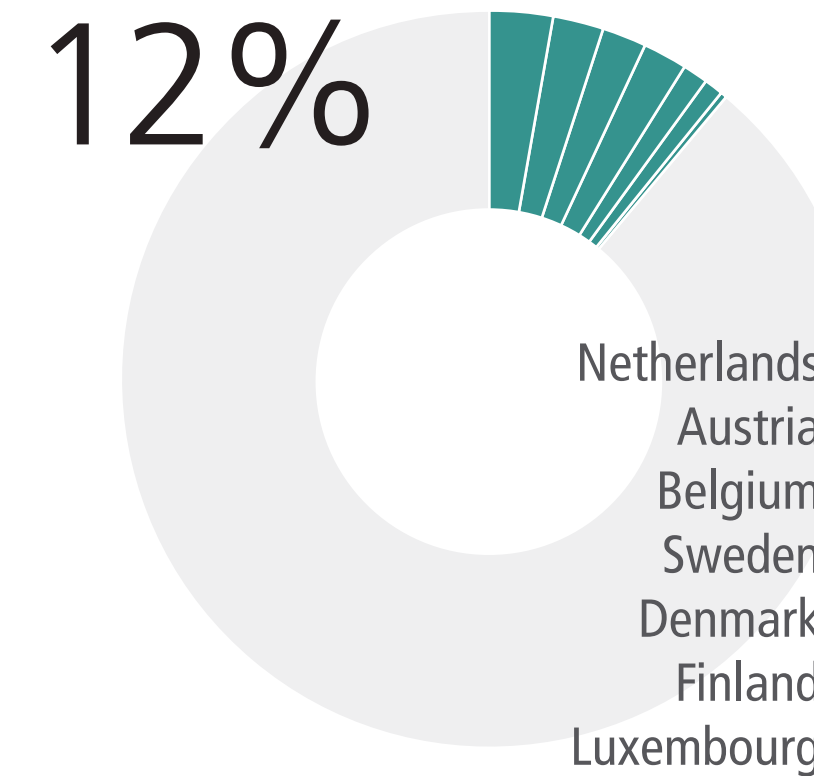
## Hidden Champions

The term 'Affluent Seven' refers to the group of seven countries consisting of Austria, the three Nordic EU members (Denmark, Finland, and Sweden), and the Benelux countries.

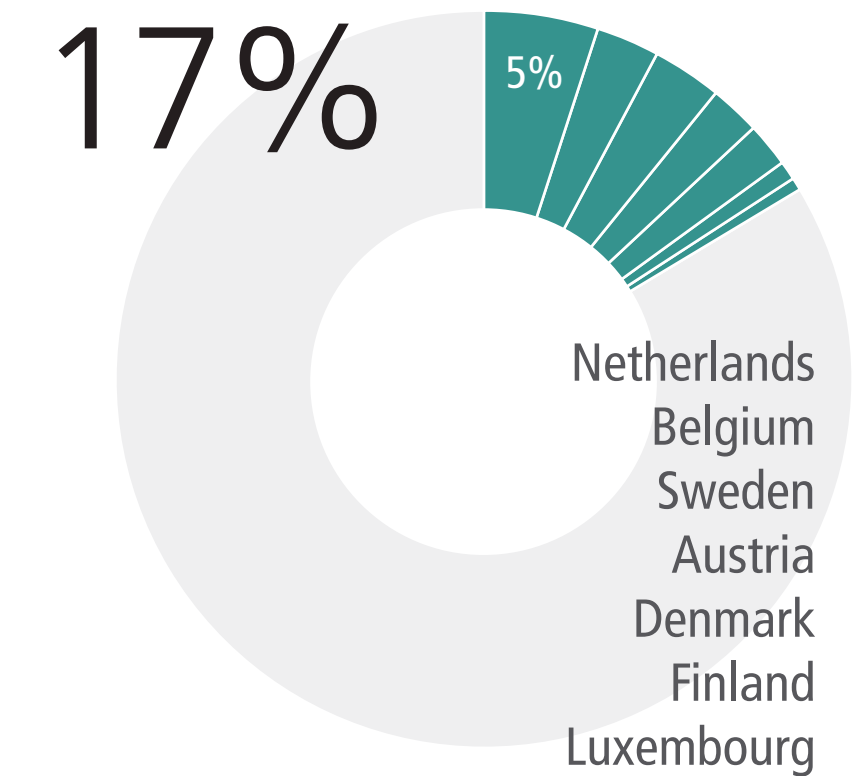
This group has special economic clout among the EU28. Each one of the seven maintains an employment ratio of at least 10 to 1. In addition, the group's disposable income per capita is significantly above the averages of both the EU and the Big Six.



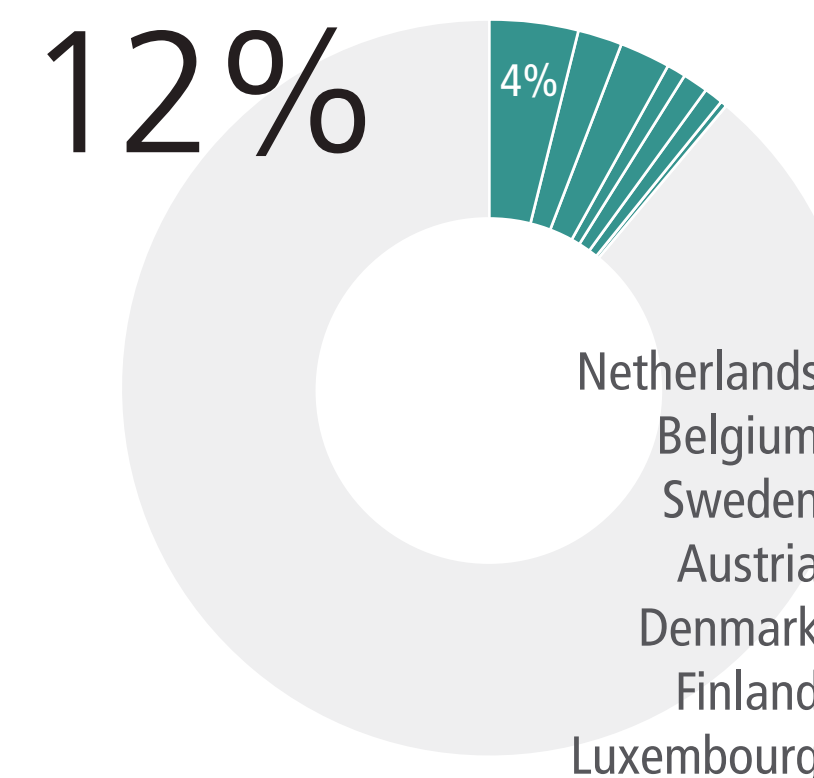
## Share of Population



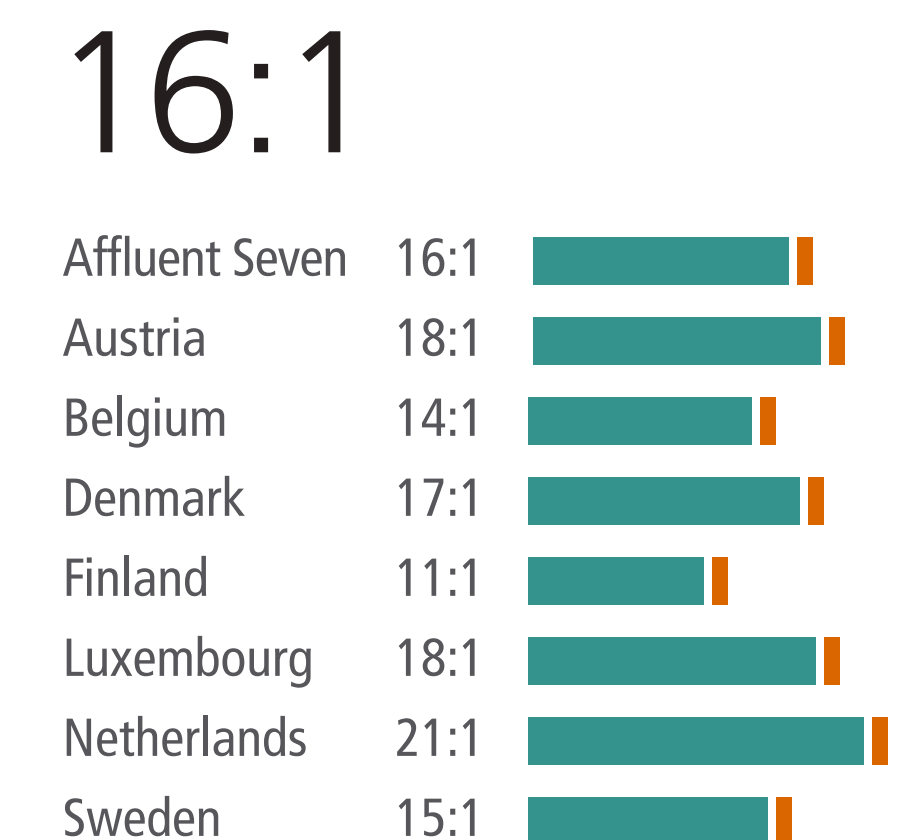
## Share of GDP Total



## Share of Military Spending



## Employed to Unemployed



# Country Groups Southern Seven

*i* Detailed Results  
*i* Overall Results

## Introduction

- Rationale
- Methodology
- Chapters

## Country Groups' Profiles

- Overview
- Eurogroup
- New Hanseatic League
- Affluent Seven
- Southern Seven**

- Big Six
- Founding Six
- Southeast Four
- Visegrád Four
- Baltics
- Benelux
- Nordics

Sources: Eurostat 2017 (population tps00001, GDP tec00001, Employment lfsi\_emp\_a, Unemployment lfsa\_ugan), Eurostat 2017 (Disposable income sdg\_10\_20), SIPRI 2017 (Military expenditure 2017)

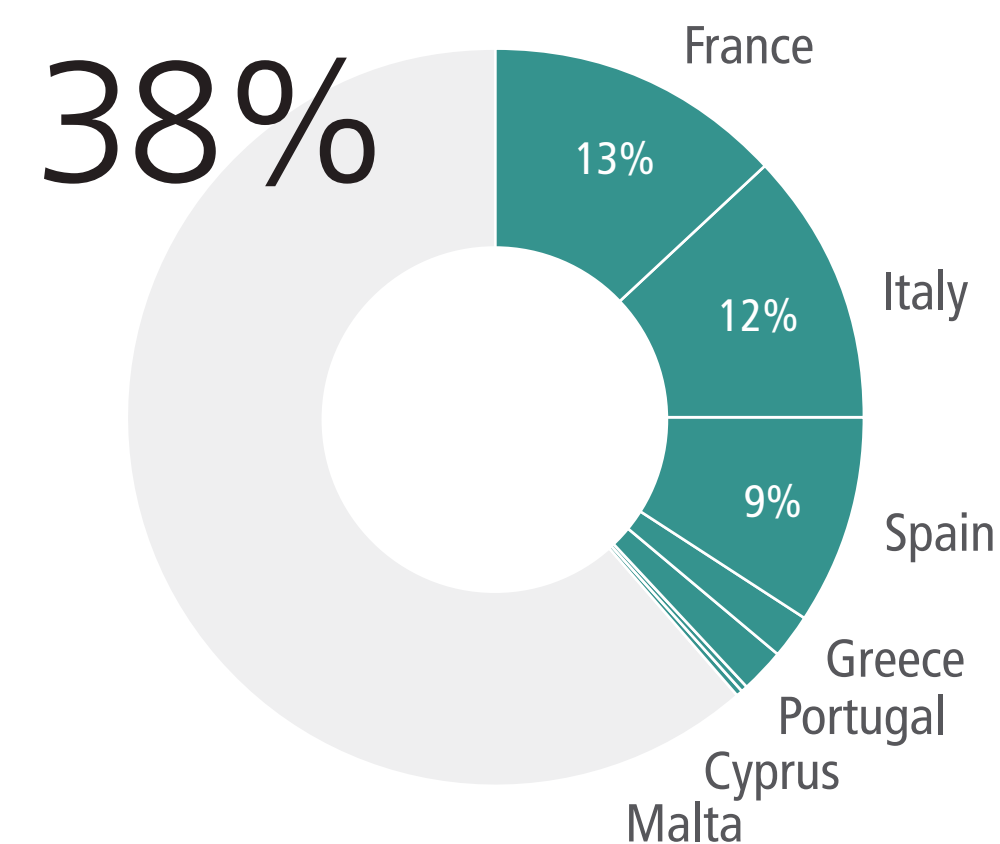
## Mediterranean Shores

The term 'Southern Seven' refers to the group of seven countries consisting of Cyprus, France, Greece, Italy, Malta, Portugal and Spain.

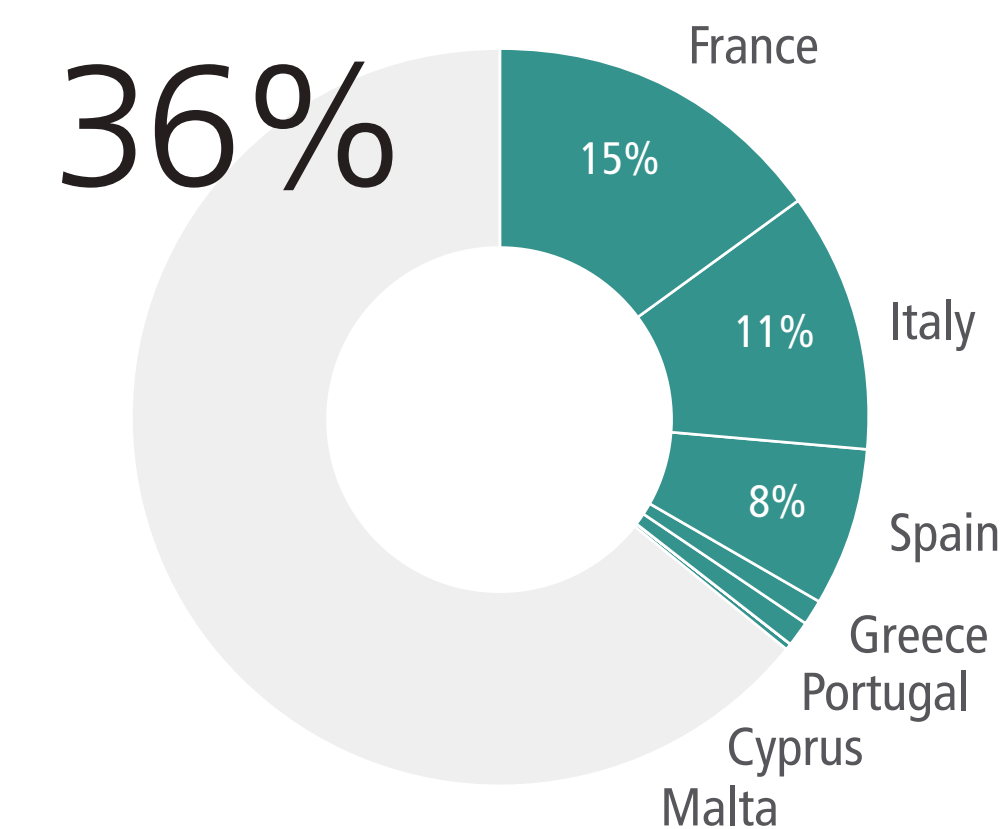
Despite disparities in size, the countries in this group share socio-economic similarities. In recent years political initiatives have attempted to institutionalize this group. The Southern Seven have been particularly affected by the Eurozone debt crisis and increasing migration to Europe.



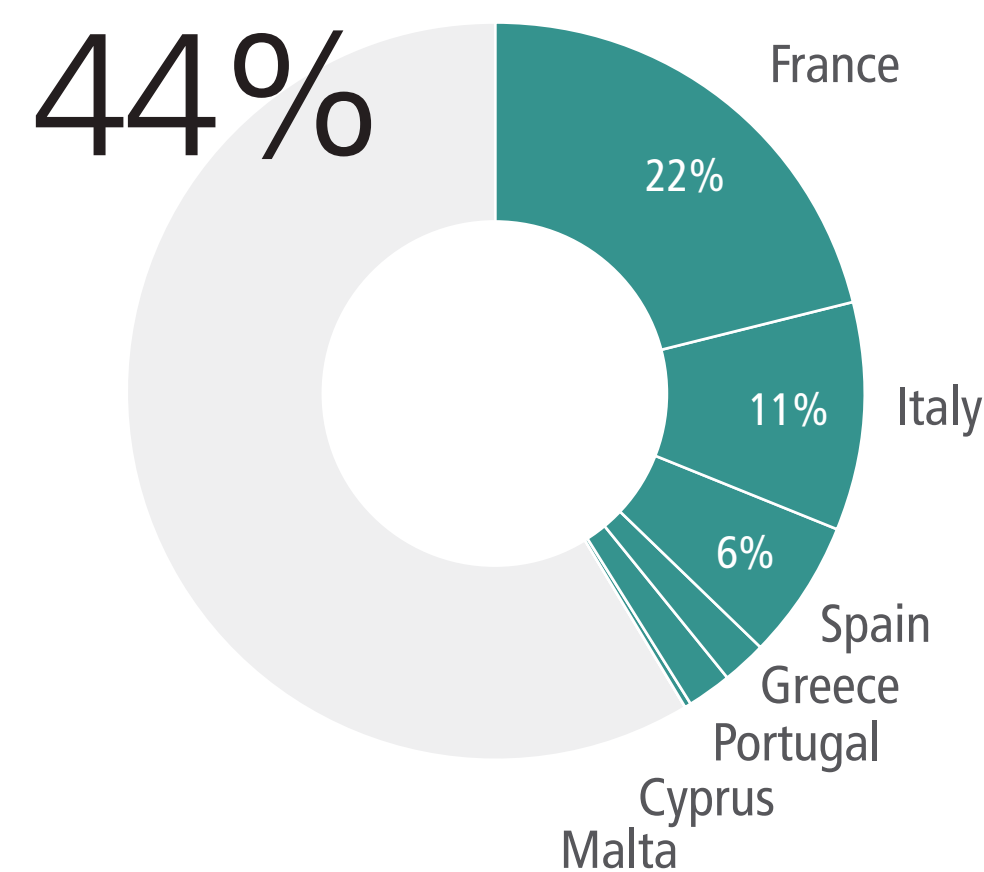
## Share of Population



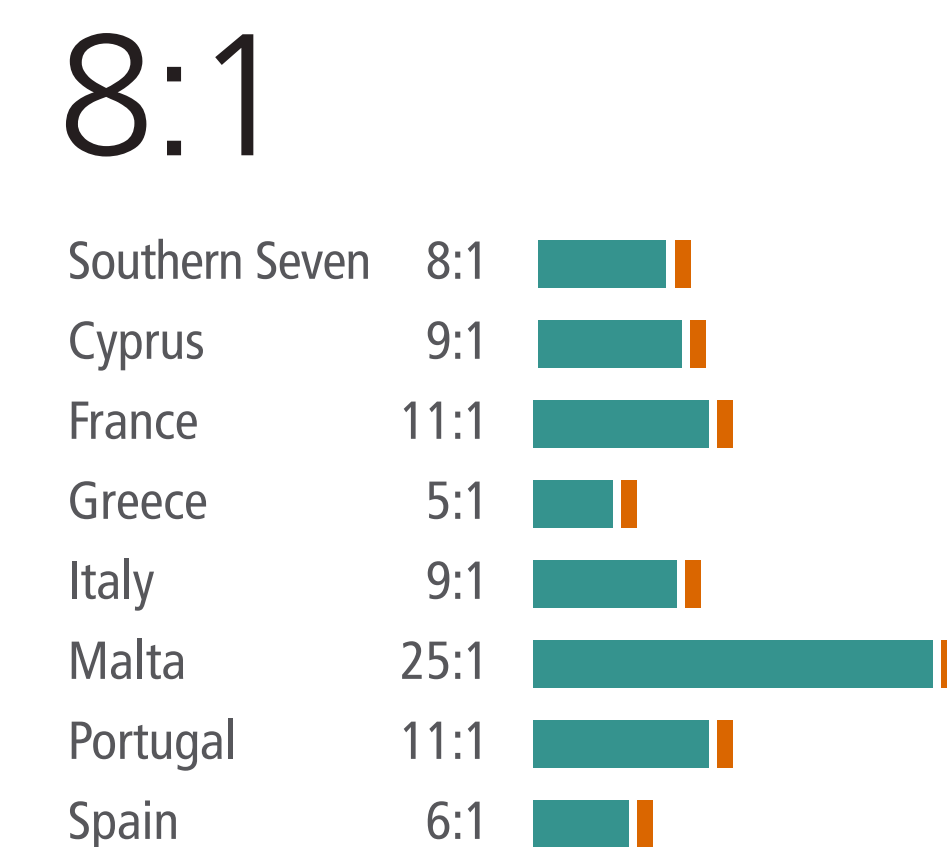
## Share of GDP Total



## Share of Military Spending



## Employed to Unemployed



# Country Groups Big Six

*i* Detailed Results  
*i* Overall Results

## Introduction

- Rationale
- Methodology
- Chapters

## Country Groups' Profiles

- Overview
- Eurogroup
- New Hanseatic League
- Affluent Seven
- Southern Seven

## Big Six

- Founding Six
- Southeast Four
- Visegrád Four
- Baltics
- Benelux
- Nordics

Sources: Eurostat 2017 (population tps00001, GDP tec00001, Employment lfsi\_emp\_a, Unemployment lfsa\_ugan), Eurostat 2017 (Disposable income sdg\_10\_20), SIPRI 2017 (Military expenditure 2017)

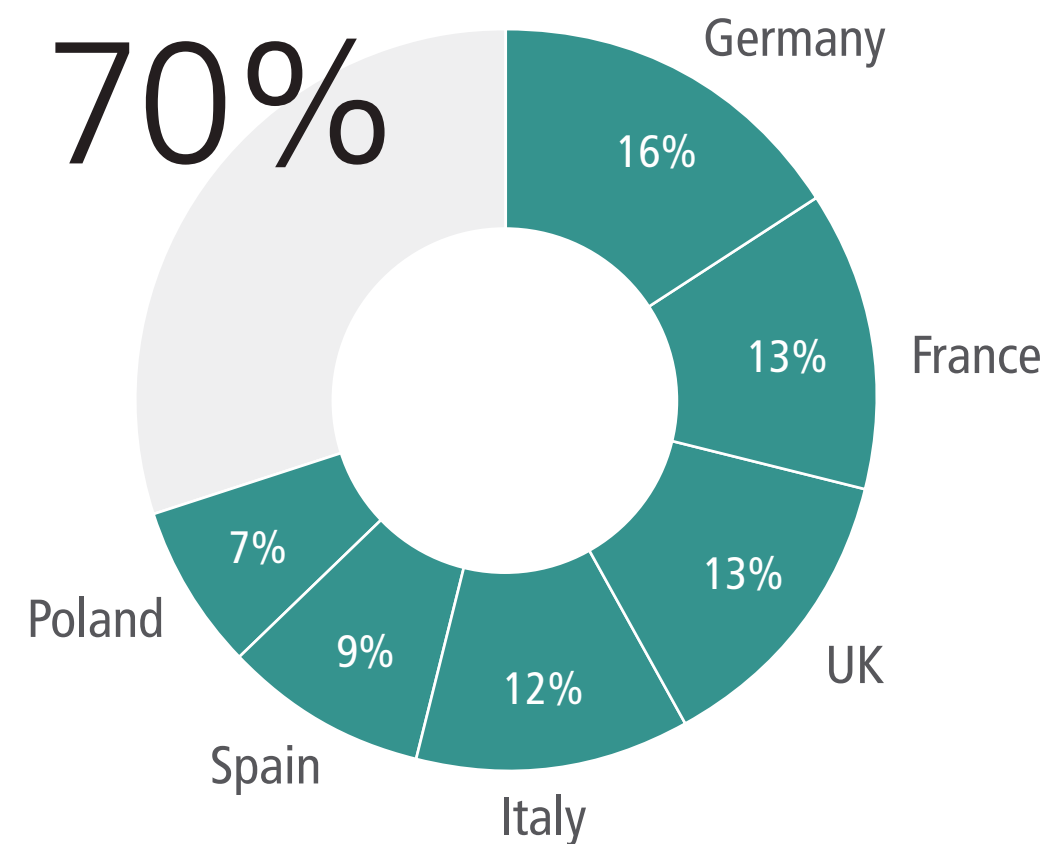
## The EU Powerhouse

The term 'Big Six' refers to France, Germany, Italy, Spain, Poland, and the UK. These countries are considered major European powers.

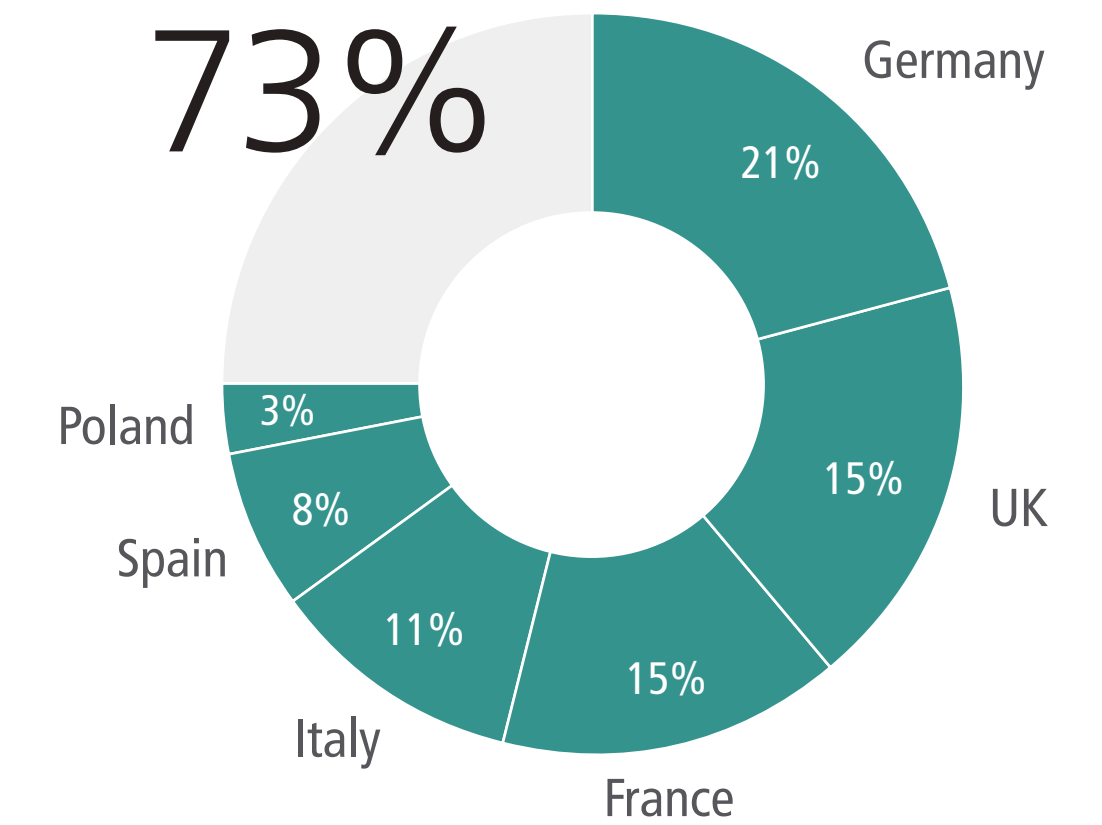
After Brexit, the group will eventually turn into the Big Five. Even without the UK, it will continue to be the EU's powerhouse.



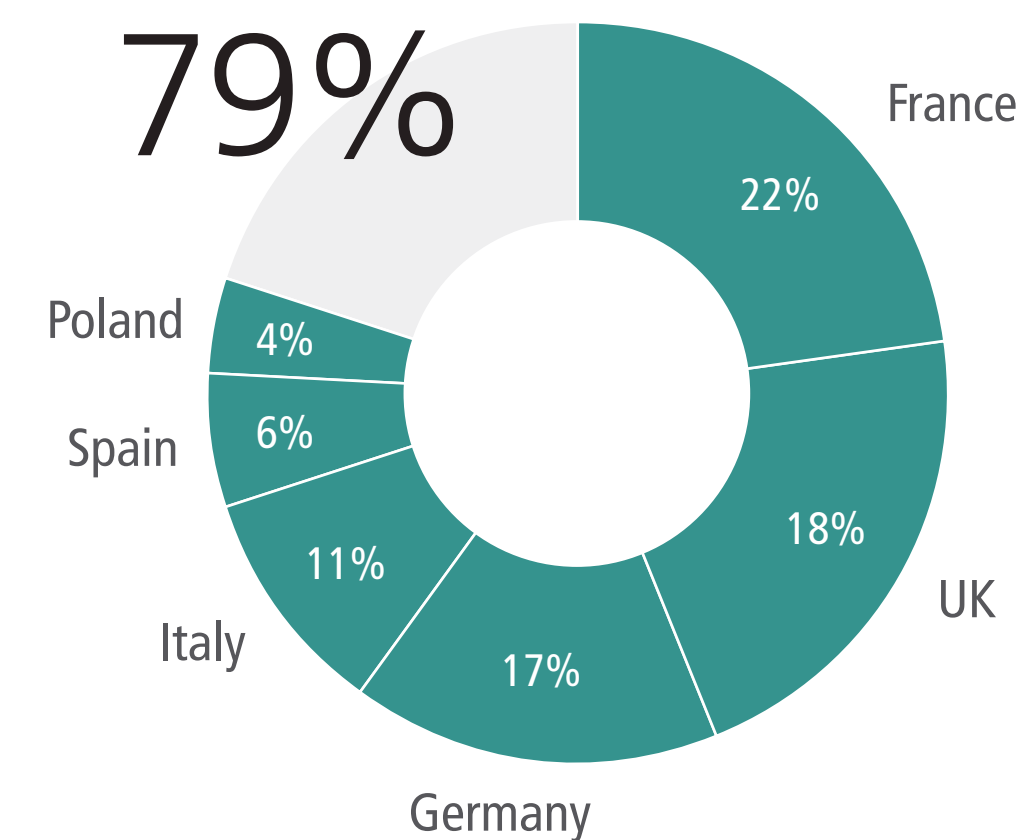
## Share of Population



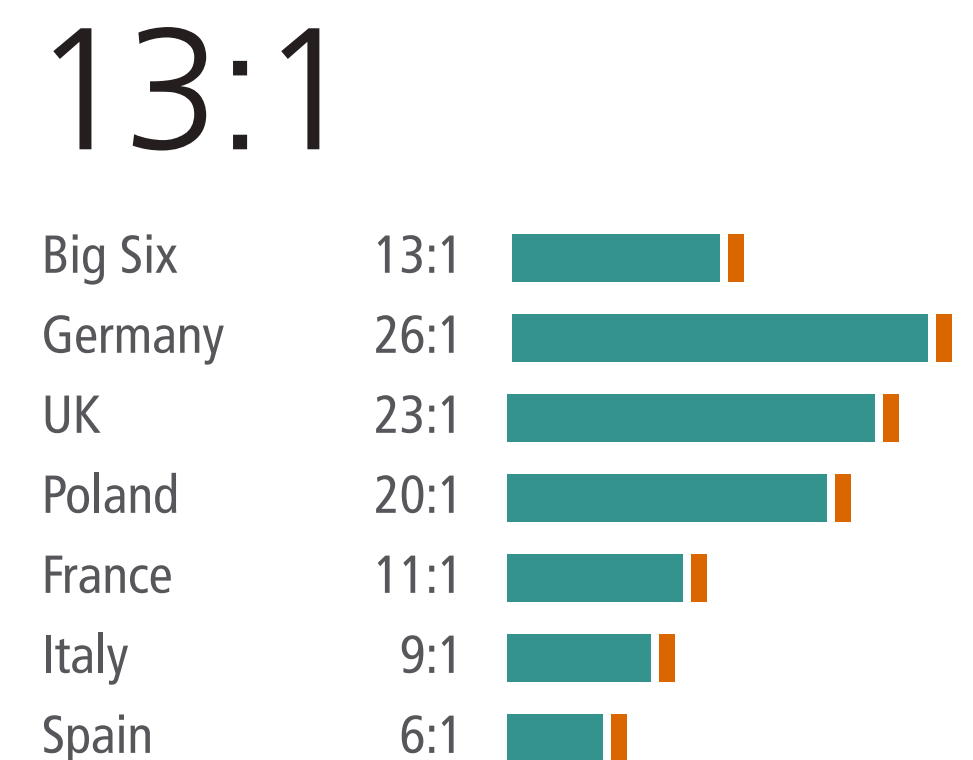
## Share of GDP



## Share of Military Spending



## Employed to Unemployed



# Country Groups Founding Six

*i* Detailed Results  
*i* Overall Results

## Introduction

- Rationale
- Methodology
- Chapters

## Country Groups' Profiles

- Overview
- Eurogroup
- New Hanseatic League
- Affluent Seven
- Southern Seven
- Big Six
- Founding Six
- Southeast Four
- Visegrád Four
- Baltics
- Benelux
- Nordics

Sources: Eurostat 2017 (population tps00001, GDP tec00001, Employment lfsi\_emp\_a, Unemployment lfsa\_ugan), Eurostat 2017 (Disposable income sdg\_10\_20), SIPRI 2017 (Military expenditure 2017)

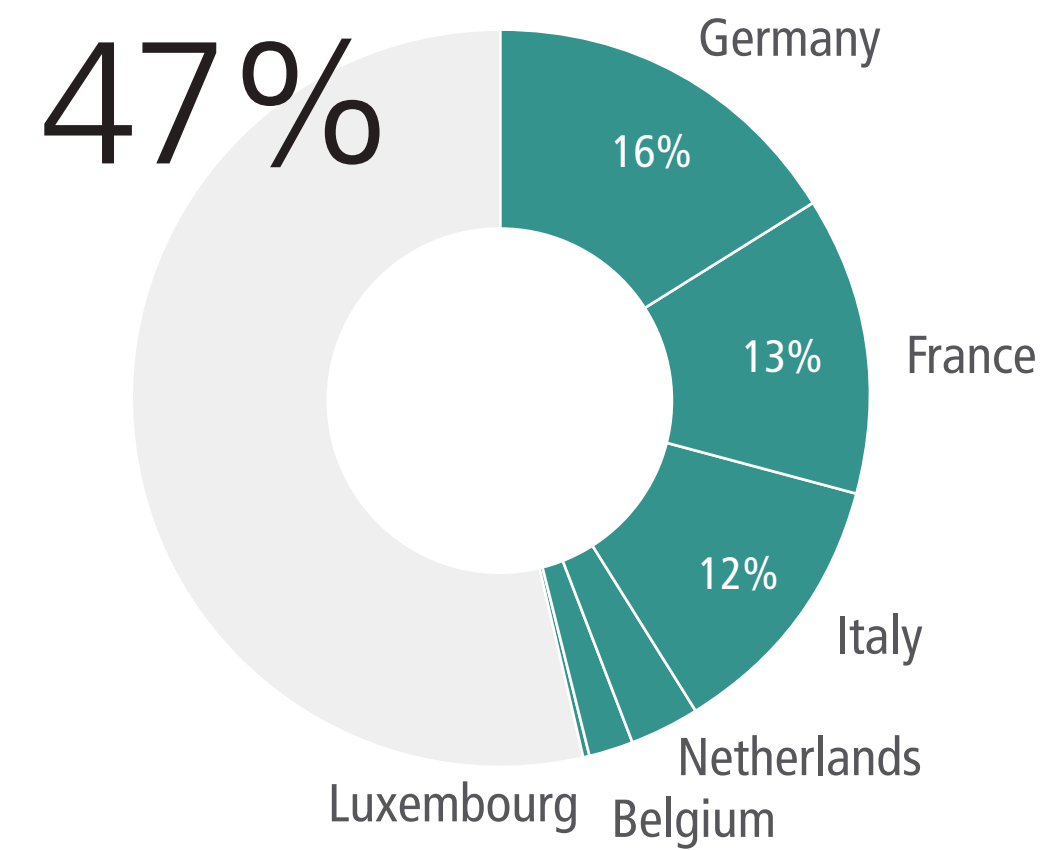
## The EU Pioneers

The term 'Founding Six' refers to Belgium, France, Germany, Italy, Luxembourg and the Netherlands. As signatories to the 1957 Rome Treaty, they created what has become the European Union.

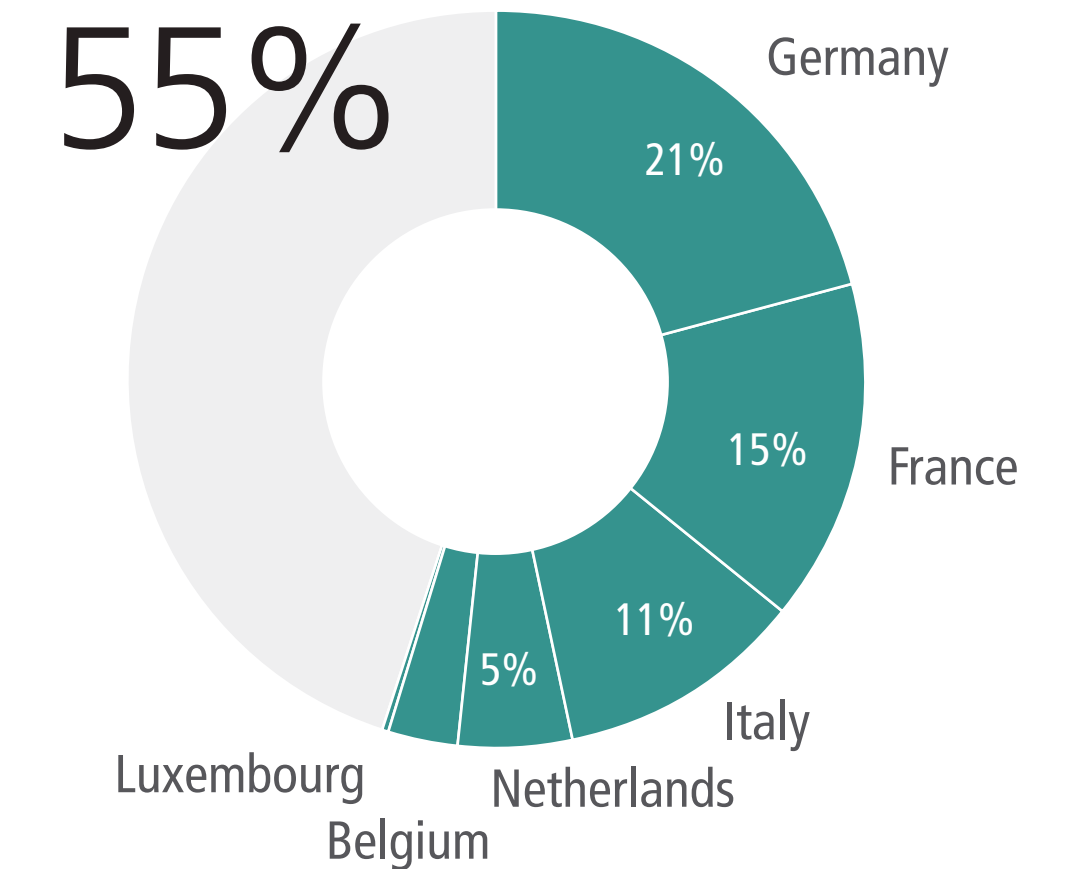
With the Franco-German partnership at its centre, the Founding Six is the oldest group within the EU. It continues to have significant leverage and makes up about half the EU's population, GDP, and defence spending.



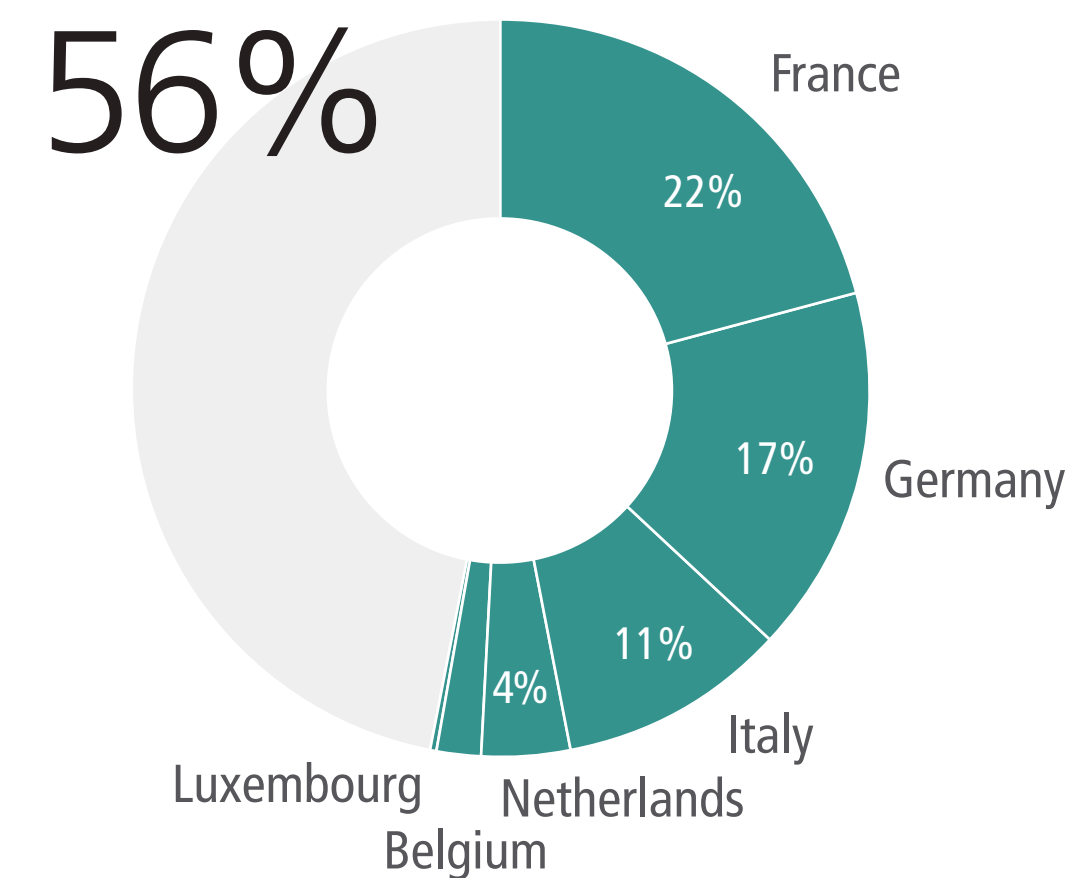
## Share of Population



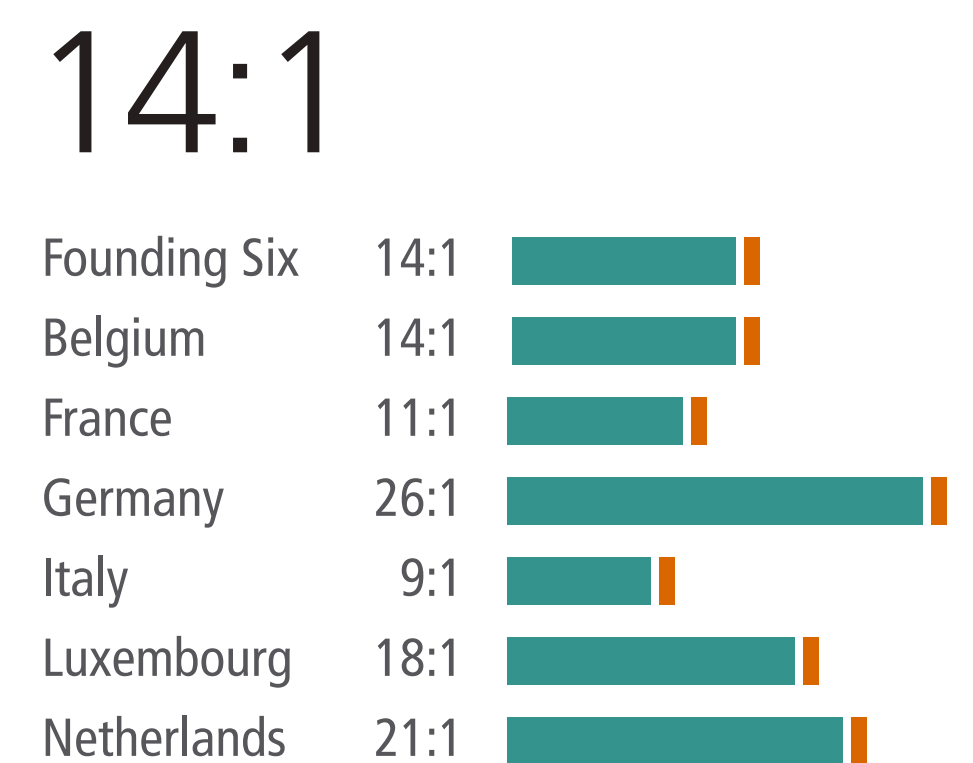
## Share of GDP Total



## Share of Military Spending



## Employed to Unemployed



# Country Groups Southeast Four

*i* Detailed Results  
*i* Overall Results

## Introduction

- Rationale
- Methodology
- Chapters

## Country Groups' Profiles

- Overview
- Eurogroup
- New Hanseatic League
- Affluent Seven
- Southern Seven
- Big Six
- Founding Six
- Southeast Four**
- Visegrád Four
- Baltics
- Benelux
- Nordics

Sources: Eurostat 2017 (population tps00001, GDP tec00001, Employment lfsi\_emp\_a, Unemployment lfsa\_ugan), Eurostat 2017 (Disposable income sdg\_10\_20), SIPRI 2017 (Military expenditure 2017)

## The Newcomers

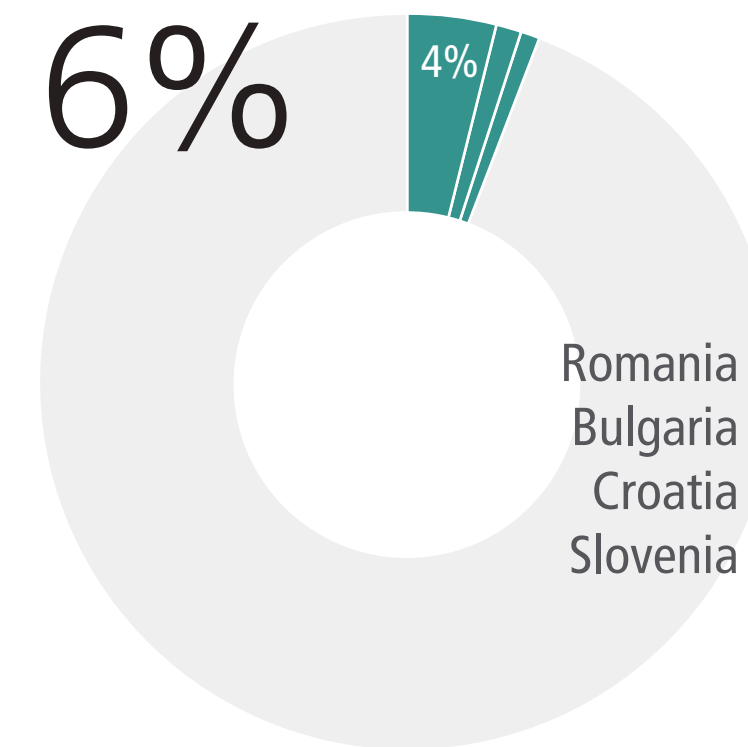
The term 'Southeast Four' refers to Bulgaria, Croatia, Romania, and Slovenia.

They are among the youngest of the European Union's members, with Slovenia joining the European Union in 2004, Bulgaria and Romania in 2007, and Croatia in 2013.

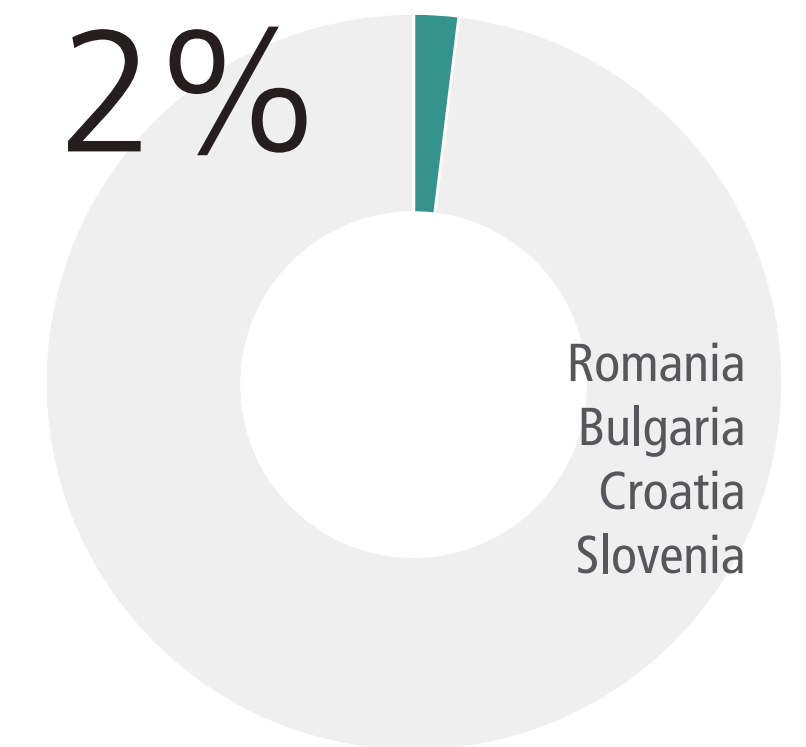
After their accession to the EU, these countries have fought to catch up to longer serving member states, now reaching middle ranks in important measures.



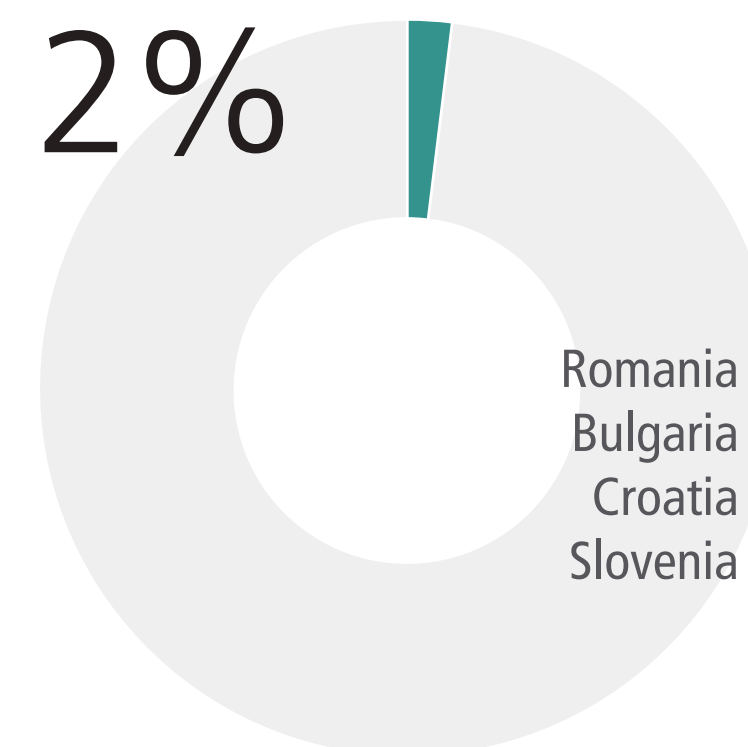
## Share of Population



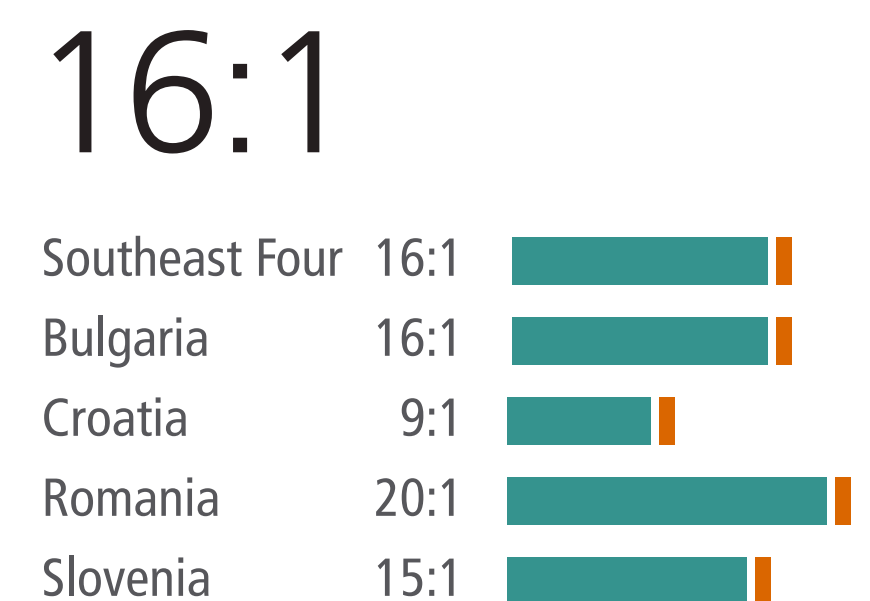
## Share of GDP Total



## Share of Military Spending



## Employed to Unemployed



# Country Groups Visegrád Four

*i* Detailed Results  
*i* Overall Results

## Introduction

- Rationale
- Methodology
- Chapters

## Country Groups' Profiles

- Overview
- Eurogroup
- New Hanseatic League
- Affluent Seven
- Southern Seven
- Big Six
- Founding Six
- Southeast Four
- Visegrád Four
- Baltics
- Benelux
- Nordics

Sources: Eurostat 2017 (population tps00001, GDP tec00001, Employment lfsi\_emp\_a, Unemployment lfsa\_ugan), Eurostat 2017 (Disposable income sdg\_10\_20), SIPRI 2017 (Military expenditure 2017)

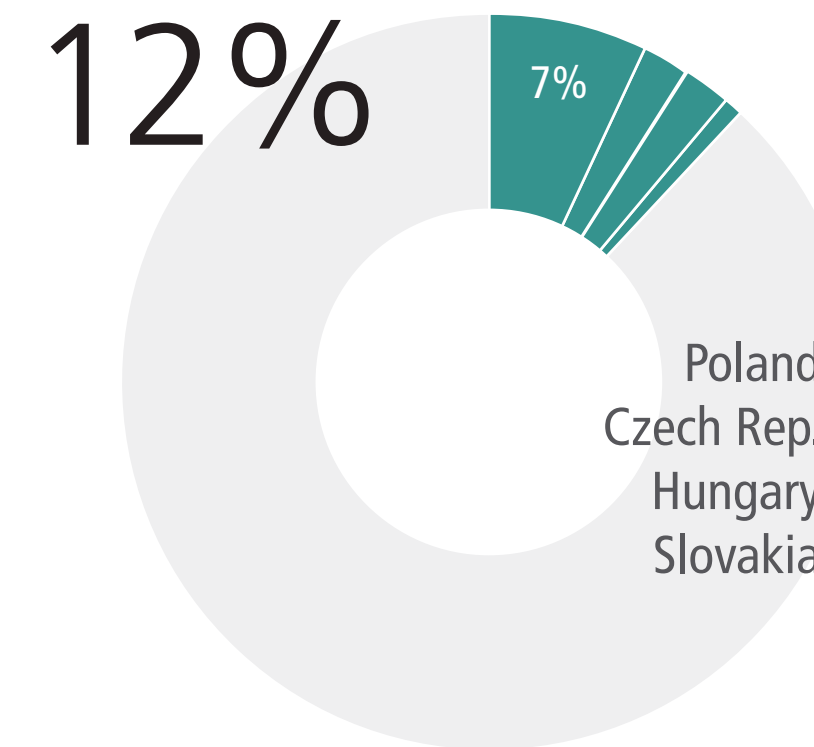
## The New East

The term 'Visegrád Four' refers to the group of countries consisting of the Czech Republic, Hungary, Poland and Slovakia. All four joined the European Union together in 2004.

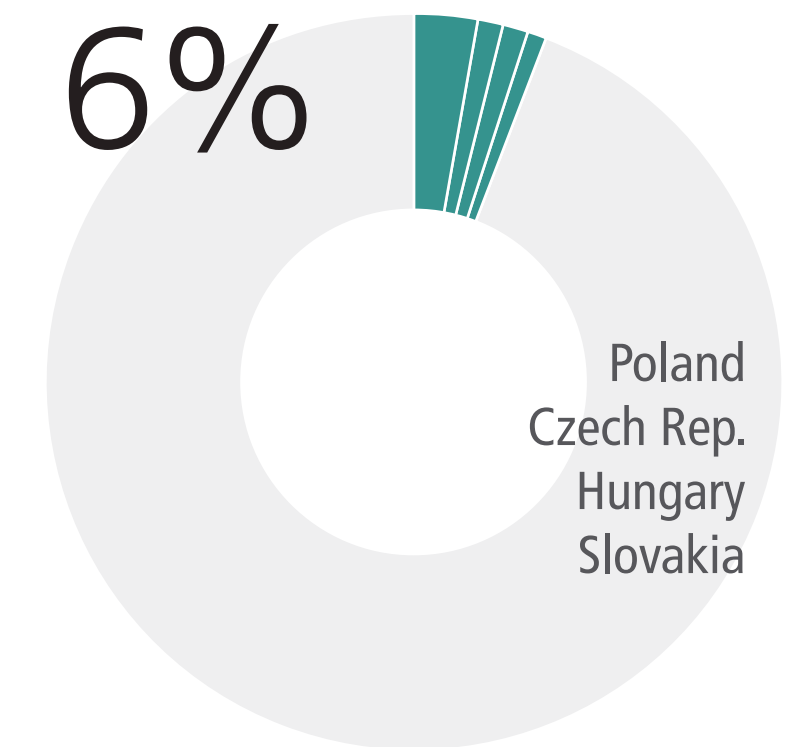
More frequently than other groups the Visegrád Four act as a political coalition within the European Union. Their cooperation is based on common cultural values, history, and a similar outlook on economic and security policy.



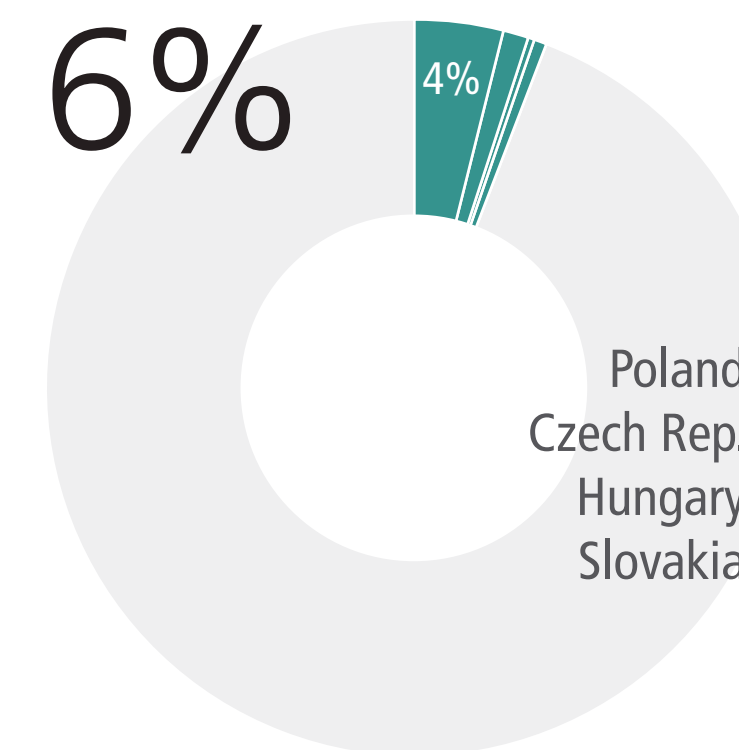
## Share of Population



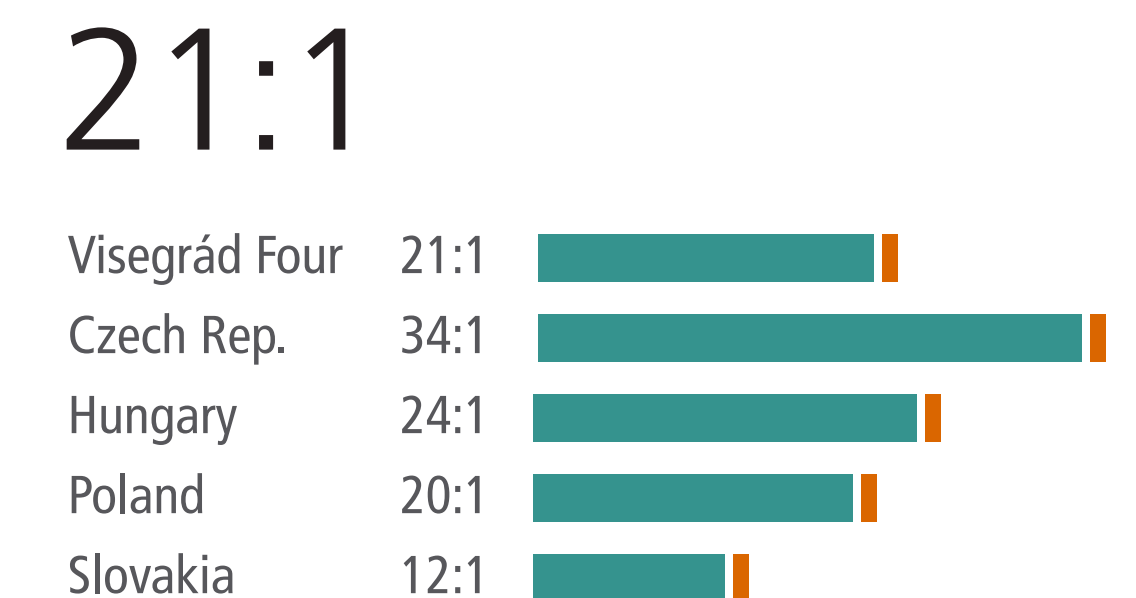
## Share of GDP Total



## Share of Military Spending



## Employed to Unemployed



# Country Groups Baltics

*i* Detailed Results  
*i* Overall Results

## Introduction

- Rationale
- Methodology
- Chapters

## Country Groups' Profiles

- Overview
- Eurogroup
- New Hanseatic League
- Affluent Seven
- Southern Seven
- Big Six
- Founding Six
- Southeast Four
- Visegrád Four

## Baltics

- Benelux
- Nordics

Sources: Eurostat 2017 (population tps00001, GDP tec00001, Employment lfsi\_emp\_a, Unemployment lfsa\_ugan), Eurostat 2017 (Disposable income sdg\_10\_20), SIPRI 2017 (Military expenditure 2017)

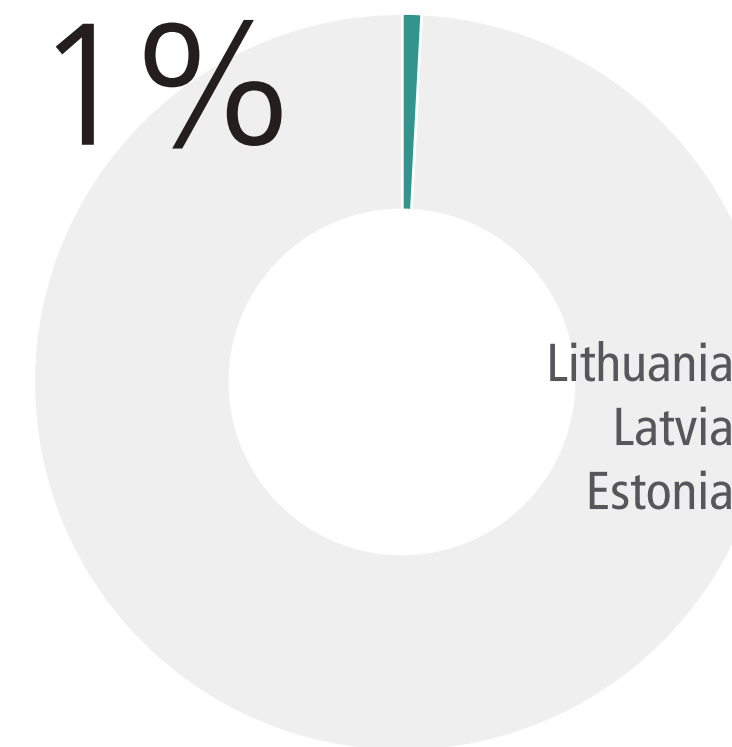
## Agile Northeast

The term 'Baltics' refers to the group of countries consisting of Estonia, Latvia, and Lithuania.

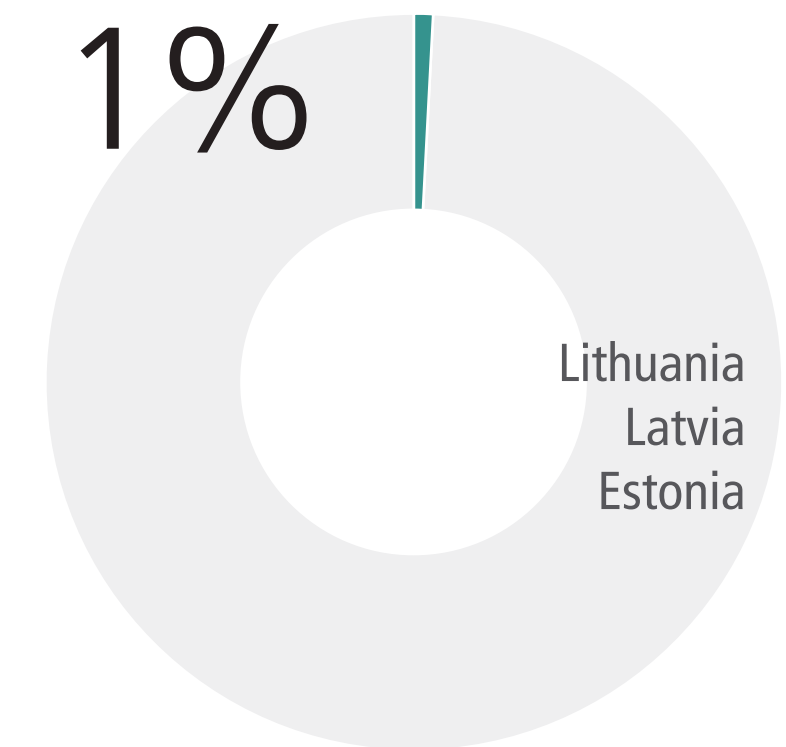
The Baltics are united through history and politics, fortified through their struggle for independence. Today they are the only former Soviet republics that are members of both NATO and the EU. The coalition shares similar political and economic perspectives towards the European Union's domestic and foreign affairs.



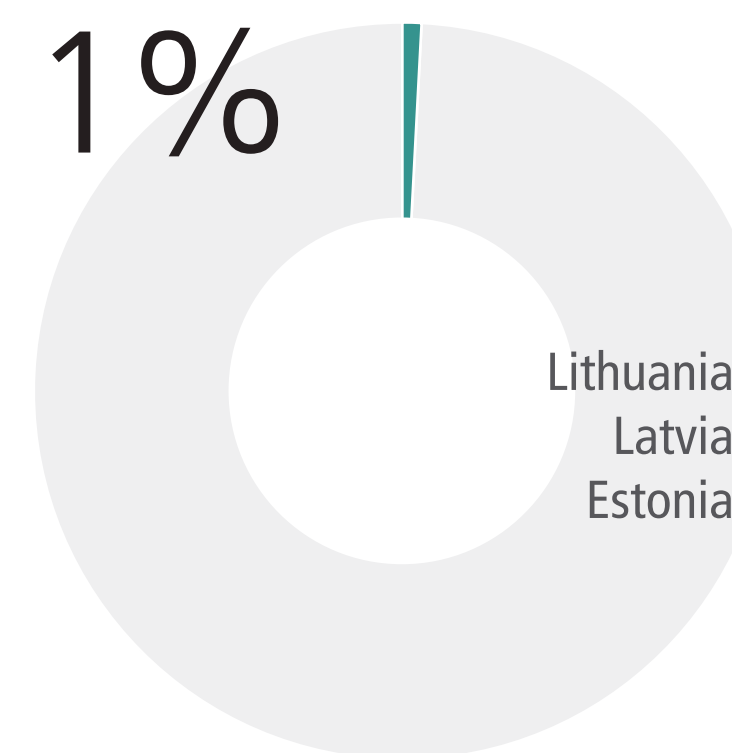
## Share of Population




## Share of GDP Total



## Share of Military Spending



## Employed to Unemployed



# Country Groups Benelux

*i* Detailed Results  
*i* Overall Results

## Introduction

- Rationale
- Methodology
- Chapters

## Country Groups' Profiles

- Overview
- Eurogroup
- New Hanseatic League
- Affluent Seven
- Southern Seven
- Big Six
- Founding Six
- Southeast Four
- Visegrád Four
- Baltics
- Benelux**
- Nordics

Sources: Eurostat 2017 (population tps00001, GDP tec00001, Employment lfsi\_emp\_a, Unemployment lfsa\_ugan), Eurostat 2017 (Disposable income sdg\_10\_20), SIPRI 2017 (Military expenditure 2017)

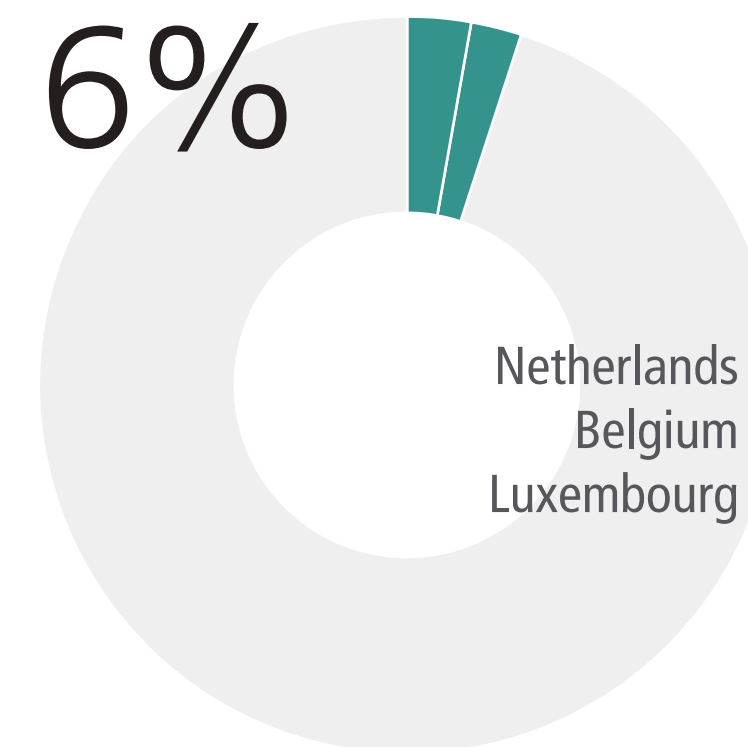
## Heart of Europe

The term 'Benelux' refers to the group of countries consisting of Belgium, the Netherlands, and Luxembourg. All three of them are founding members of the European Union.

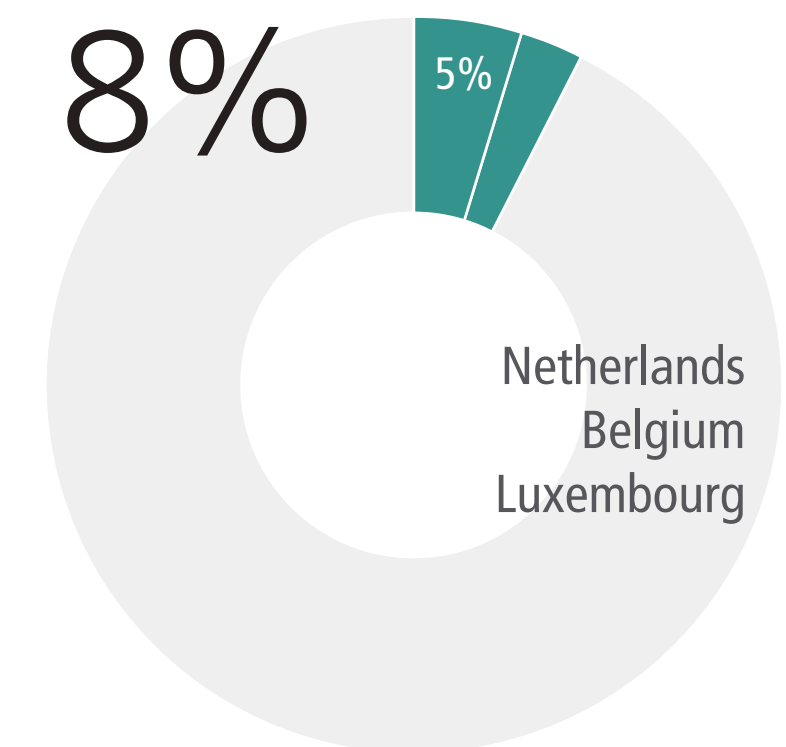
Their political and economic coalition was initiated through a customs agreement that is older than the European project itself. The group is institutionalized through its own parliament and court of justice, and united through many geographic, economic, and cultural commonalities.



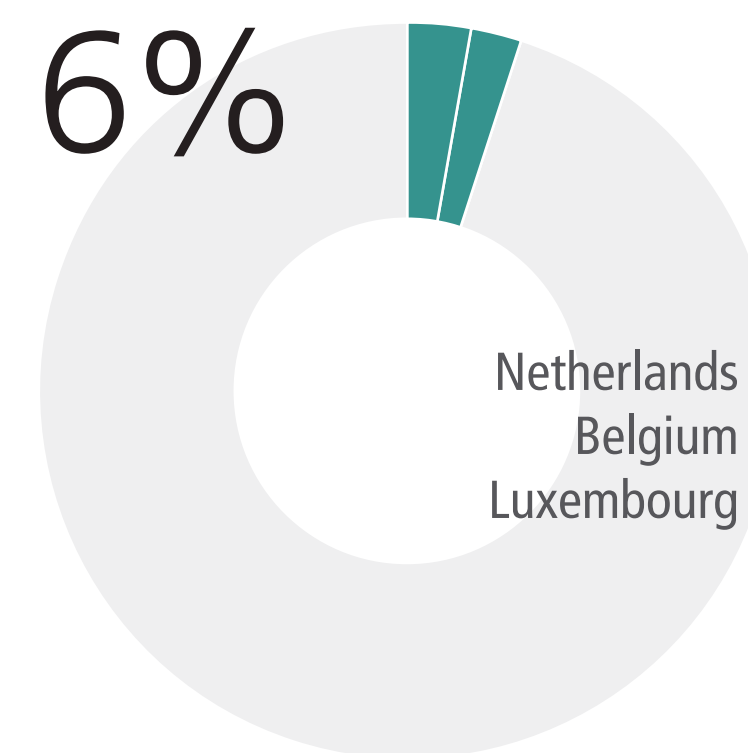
## Share of Population



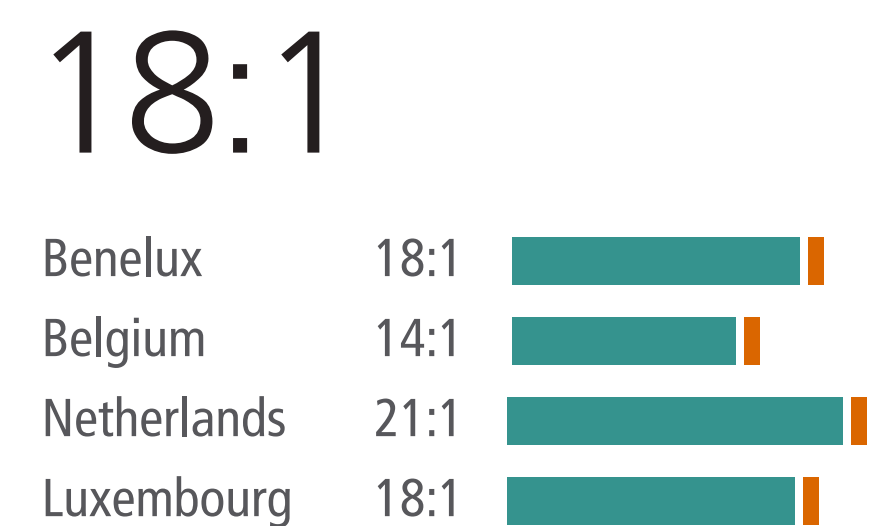
## Share of GDP Total



## Share of Military Spending



## Employed to Unemployed





# Country Groups Nordics

*i* Detailed Results  
*i* Overall Results

## Introduction

- Rationale
- Methodology
- Chapters

## Country Groups' Profiles

- Overview
- Eurogroup
- New Hanseatic League
- Affluent Seven
- Southern Seven
- Big Six
- Founding Six
- Southeast Four
- Visegrád Four
- Baltics
- Benelux
- Nordics**

Sources: Eurostat 2017 (population tps00001, GDP tec00001, Employment lfsi\_emp\_a, Unemployment lfsa\_ugan), Eurostat 2017 (Disposable income sdg\_10\_20), SIPRI 2017 (Military expenditure 2017)

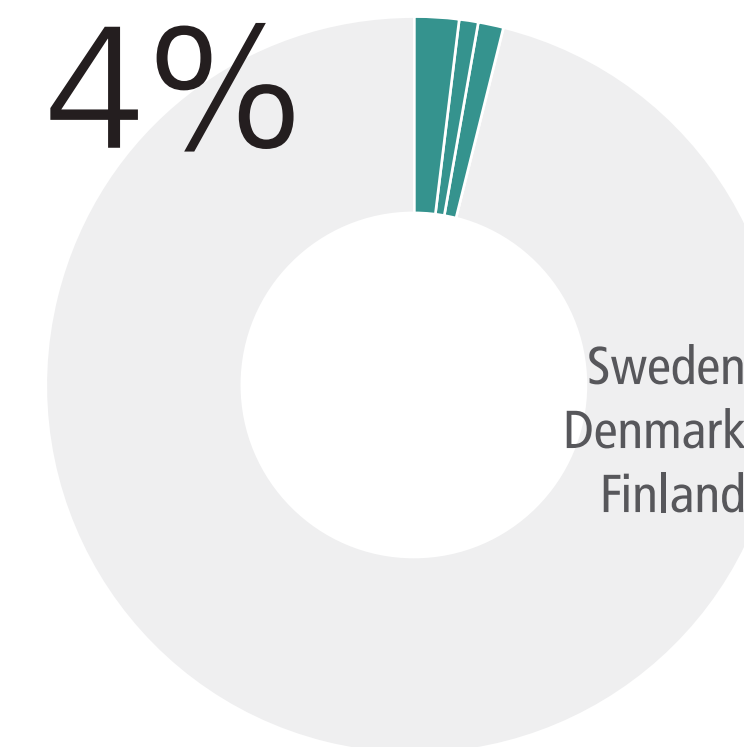
## Nordic Voice

The term 'Nordics' refers to the group of countries consisting of Denmark, Finland and Sweden. The group is not only united geographically, but also through intertwinements of cultural and political history.

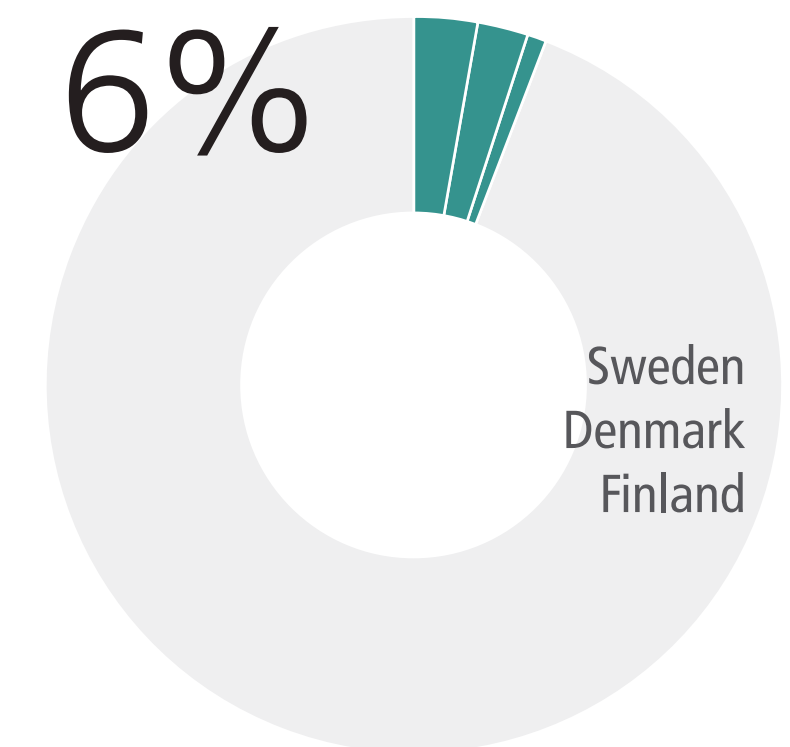
Although the group is not a legal entity, it cooperates through the Nordic Council and the Nordic Council of Ministers together with the non-EU Nordics. As such, the group is a hub of increasingly intensive and extensive cooperation.



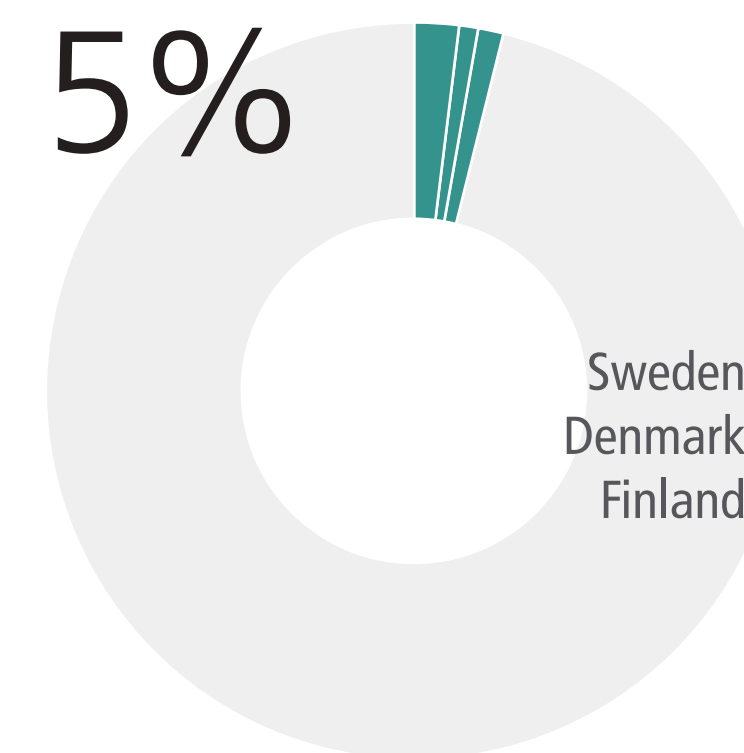
## Share of Population



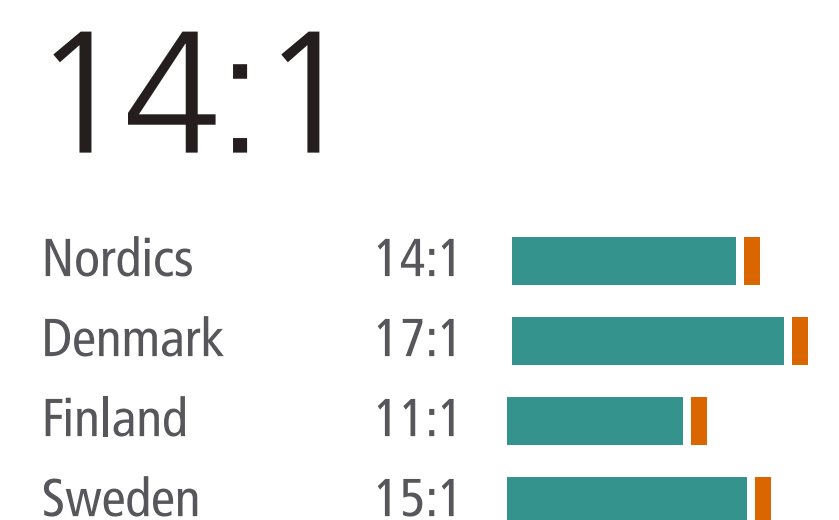
## Share of GDP Total



## Share of Military Spending



## Employed to Unemployed



# Individual Cohesion

# ← EU Cohesion Monitor →

# Structural Cohesion

## ► Experience

- Citizens of other EU countries
- Population living near EU border
- Visited another EU country
- Socialised with people from other EU countries
- Press freedom
- Participation in educational exchanges
- Non-EFTA neighbours

## ► Engagement

- Turnout in EP elections
- Votes for anti-EU parties in EP elections
- Votes for anti-EU parties in national elections

## ► Attitudes

- Trust in the European Union
- Image of the European Union
- National interests in the EU
- Perception of European identity
- Satisfaction with democracy in the EU
- Feeling of attachment to the EU

## ► Approval

- Economic and monetary union
- Common foreign policy
- Common defence and security
- Common migration policy

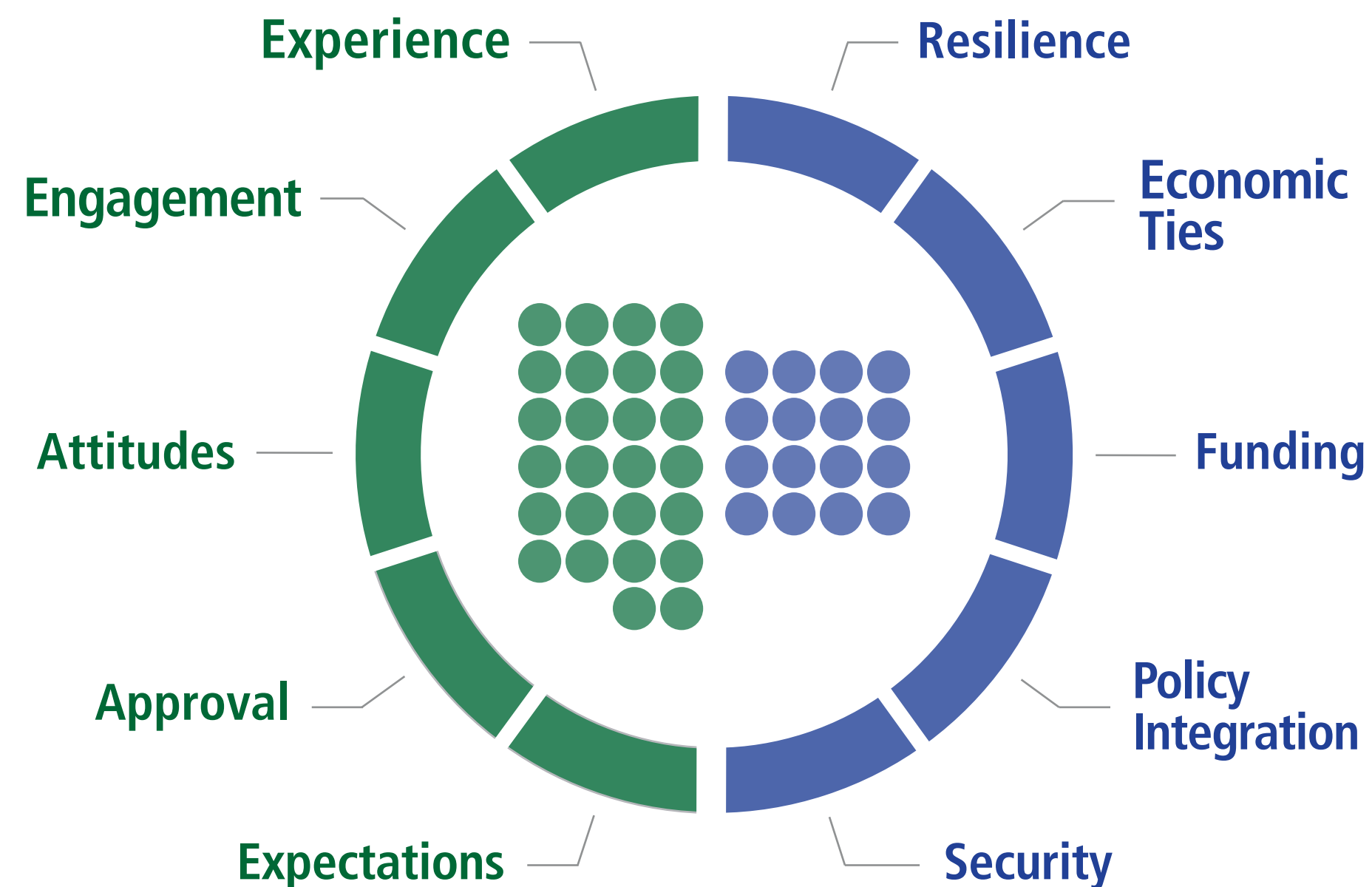
## ► Expectations

- Life in general
- Personal job situation
- Household financial situation
- Country's economic situation
- EU's economic situation
- Optimism about EU's future

The Monitor measures EU cohesion in two complementary dimensions:

**Individual cohesion describes people's experiences, attitudes, beliefs, and well-being.**

**Structural cohesion describes countries' connections and practices within the EU.**



## ► Resilience

- Disposable income
- Government debt
- Poverty
- Unemployment
- Income equality

## ► Economic Ties

- Trade in goods with the EU
- Trade in services with the EU
- Trade openness towards the EU

## ► Funding

- EU spending in country
- Contribution to the EU budget

## ► Policy Integration

- Number of opt-outs
- Single market transposition deficit
- Single market infringements

## ► Security

- Participation in multinational deployments
- Multinational commands and forces
- Multinational development and procurement

[Download Monitor Data \(Excel\)](#)

# Individual Cohesion

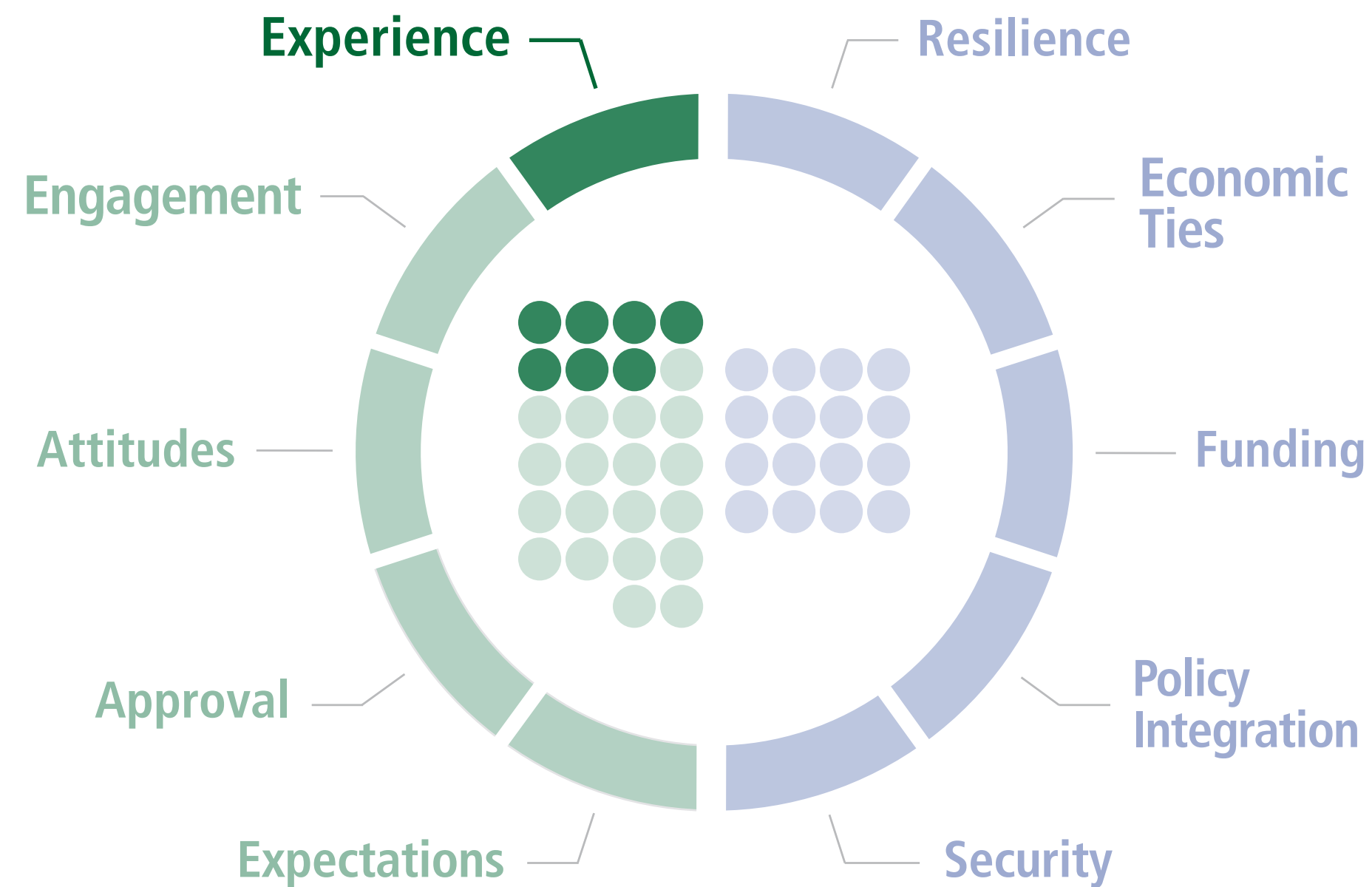
## ← EU Cohesion Monitor →

# Structural Cohesion

### ► Experience

- 1 Citizens of other EU countries *i*
- 2 Population living near EU border *i*
- 3 Visited another EU country *i*
- 4 Socialised with people from other EU countries *i*
- 5 Press freedom *i*
- 6 Participation in educational exchanges *i*
- 7 Non-EFTA neighbours *i*

– Premise –  
Interaction with other European citizens and cultures positively influences the willingness to cooperate.



✕ Close Experience

### ► Resilience

- Disposable income
- Government debt
- Poverty
- Unemployment
- Income equality

### ► Economic Ties

- Trade in goods with the EU
- Trade in services with the EU
- Trade openness towards the EU

### ► Funding

- EU spending in country
- Contribution to the EU budget

### ► Policy Integration

- Number of opt-outs
- Single market transposition deficit
- Single market infringements

### ► Security

- Participation in multinational deployments
- Multinational commands and forces
- Multinational development and procurement

📄 Download Monitor Data (Excel)

# Individual Cohesion

## ← EU Cohesion Monitor →

# Structural Cohesion

### ► Experience

**1** ✕

**Factor** Citizens of other EU countries

**Definition** Share of population

**Unit** Number

**Abbrev.** eucitizenshare

**Source** Eurostat

**5**

**Press freedom**

*i*

**6**

**Participation in educational exchanges**

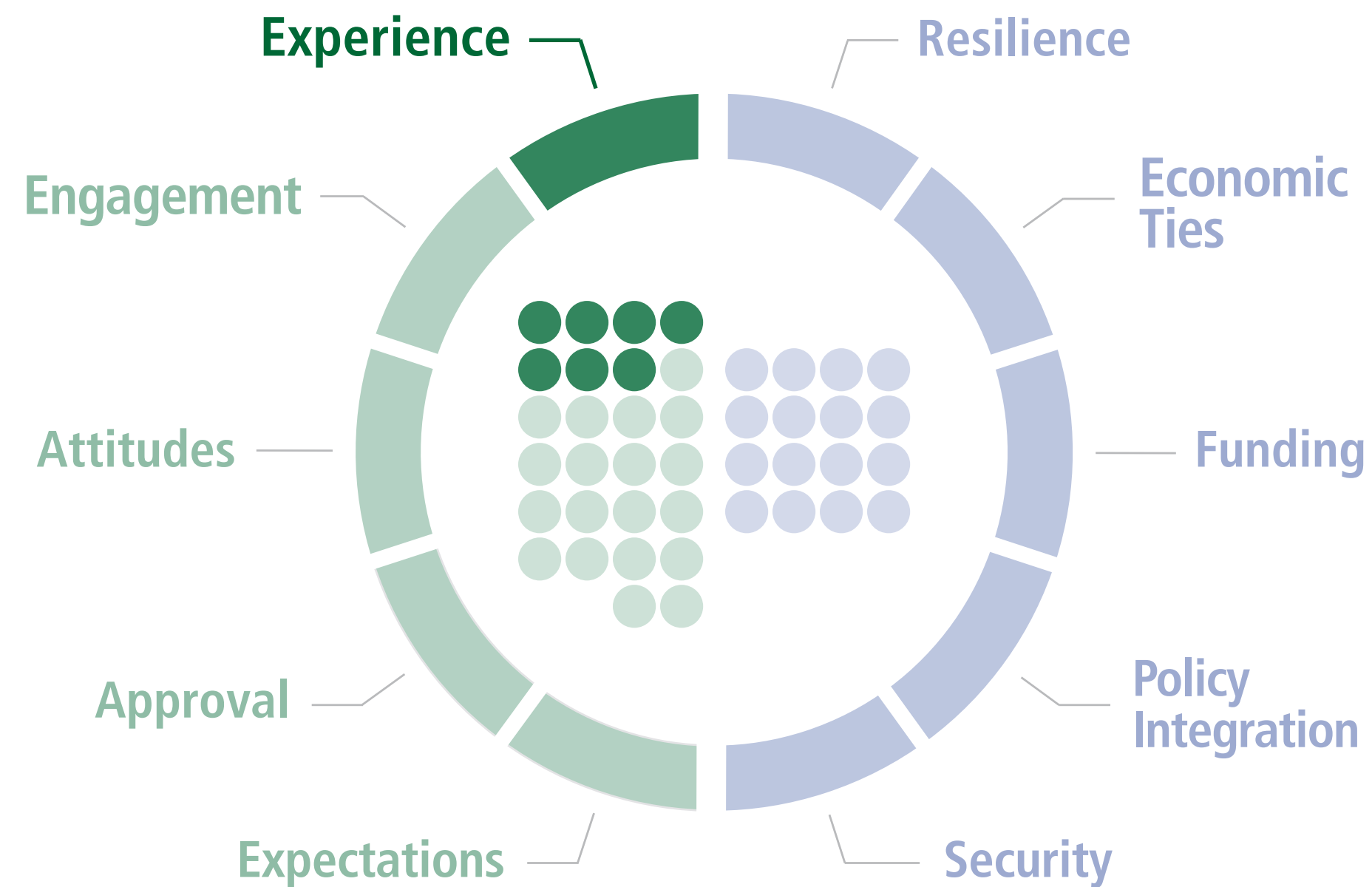
*i*

**7**

**Non-EFTA neighbours**

*i*

– Premise –  
Interaction with other European citizens and cultures positively influences the willingness to cooperate.



✕ Close Experience

### ► Resilience

- Disposable income
- Government debt
- Poverty
- Unemployment
- Income equality

### ► Economic Ties

- Trade in goods with the EU
- Trade in services with the EU
- Trade openness towards the EU

### ► Funding

- EU spending in country
- Contribution to the EU budget

### ► Policy Integration

- Number of opt-outs
- Single market transposition deficit
- Single market infringements

### ► Security

- Participation in multinational deployments
- Multinational commands and forces
- Multinational development and procurement

📄 Download Monitor Data (Excel)

# Individual Cohesion

## ← EU Cohesion Monitor →

# Structural Cohesion

### ► Experience

**2** ✕

**Factor** Population living near EU border

**Definition** Share of population

**Unit** Number (NUTS-3 border region, 500K cities)

**Abbrev.** borderpop

**Source** Eurostat

**5**

**Press freedom**

*i*

**6**

**Participation in educational exchanges**

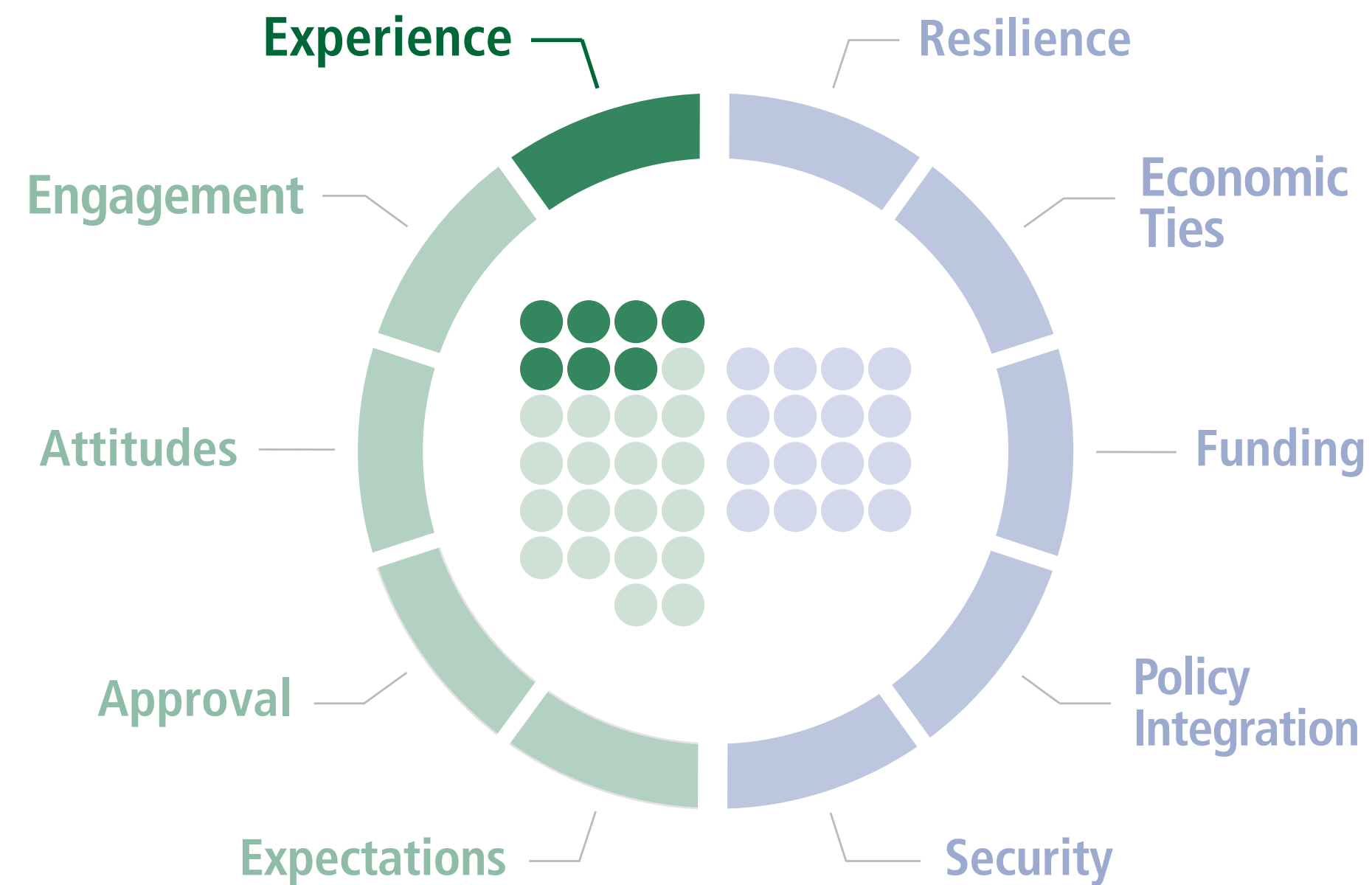
*i*

**7**

**Non-EFTA neighbours**

*i*

– Premise –  
Interaction with other European citizens and cultures positively influences the willingness to cooperate.



✕ Close Experience

### ► Resilience

- Disposable income
- Government debt
- Poverty
- Unemployment
- Income equality

### ► Economic Ties

- Trade in goods with the EU
- Trade in services with the EU
- Trade openness towards the EU

### ► Funding

- EU spending in country
- Contribution to the EU budget

### ► Policy Integration

- Number of opt-outs
- Single market transposition deficit
- Single market infringements

### ► Security

- Participation in multinational deployments
- Multinational commands and forces
- Multinational development and procurement

📄 Download Monitor Data (Excel)

# Individual Cohesion

## ← EU Cohesion Monitor →

# Structural Cohesion

### ► Experience

**1**

Citizens of other EU countries

*i*

**2**

Population living near EU border

*i*

**3** ✕

**Factor** Visited another EU country

**Definition** Q: In the last 12 months have you visited another EU country?

**Unit** Percent (Total 'Yes')

**Abbrev.** visited

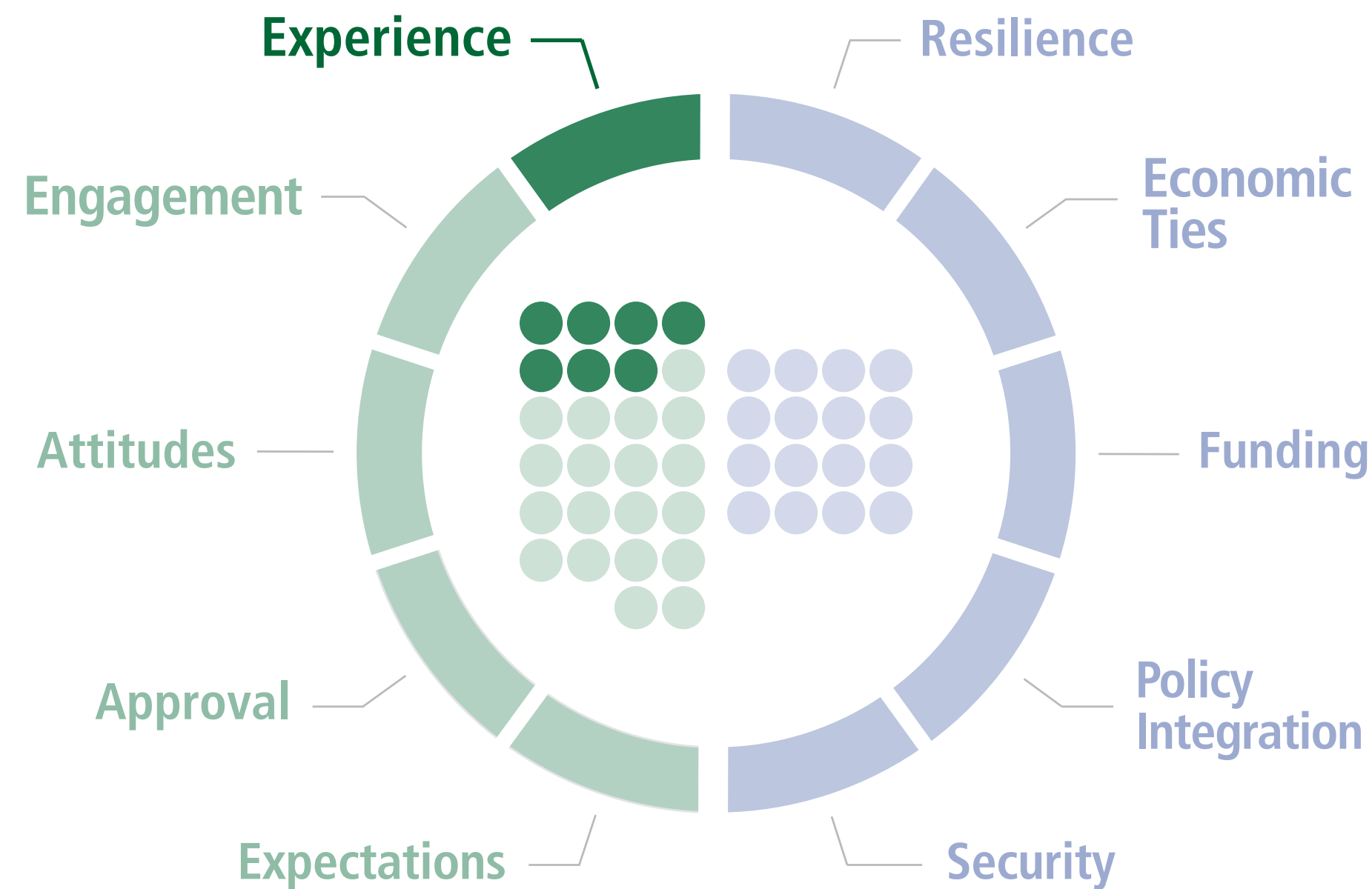
**Source** European Commission

**7**

Non-EFTA neighbours

*i*

– Premise –  
Interaction with other European citizens and cultures positively influences the willingness to cooperate.



✕ Close Experience

### ► Resilience

- Disposable income
- Government debt
- Poverty
- Unemployment
- Income equality

### ► Economic Ties

- Trade in goods with the EU
- Trade in services with the EU
- Trade openness towards the EU

### ► Funding

- EU spending in country
- Contribution to the EU budget

### ► Policy Integration

- Number of opt-outs
- Single market transposition deficit
- Single market infringements

### ► Security

- Participation in multinational deployments
- Multinational commands and forces
- Multinational development and procurement

📄 Download Monitor Data (Excel)

# Individual Cohesion

# Structural Cohesion

## ► Experience

**1**  
Citizens of other EU countries

*i*

**2**  
Population living near EU border

*i*

**4** ✕

**Factor** Socialised with people from other EU countries

**Definition** Q: In the last 12 months have you socialised with people from another EU country?

**Unit** Percent (Total 'Yes') socialised

**Abbrev.** European Commission

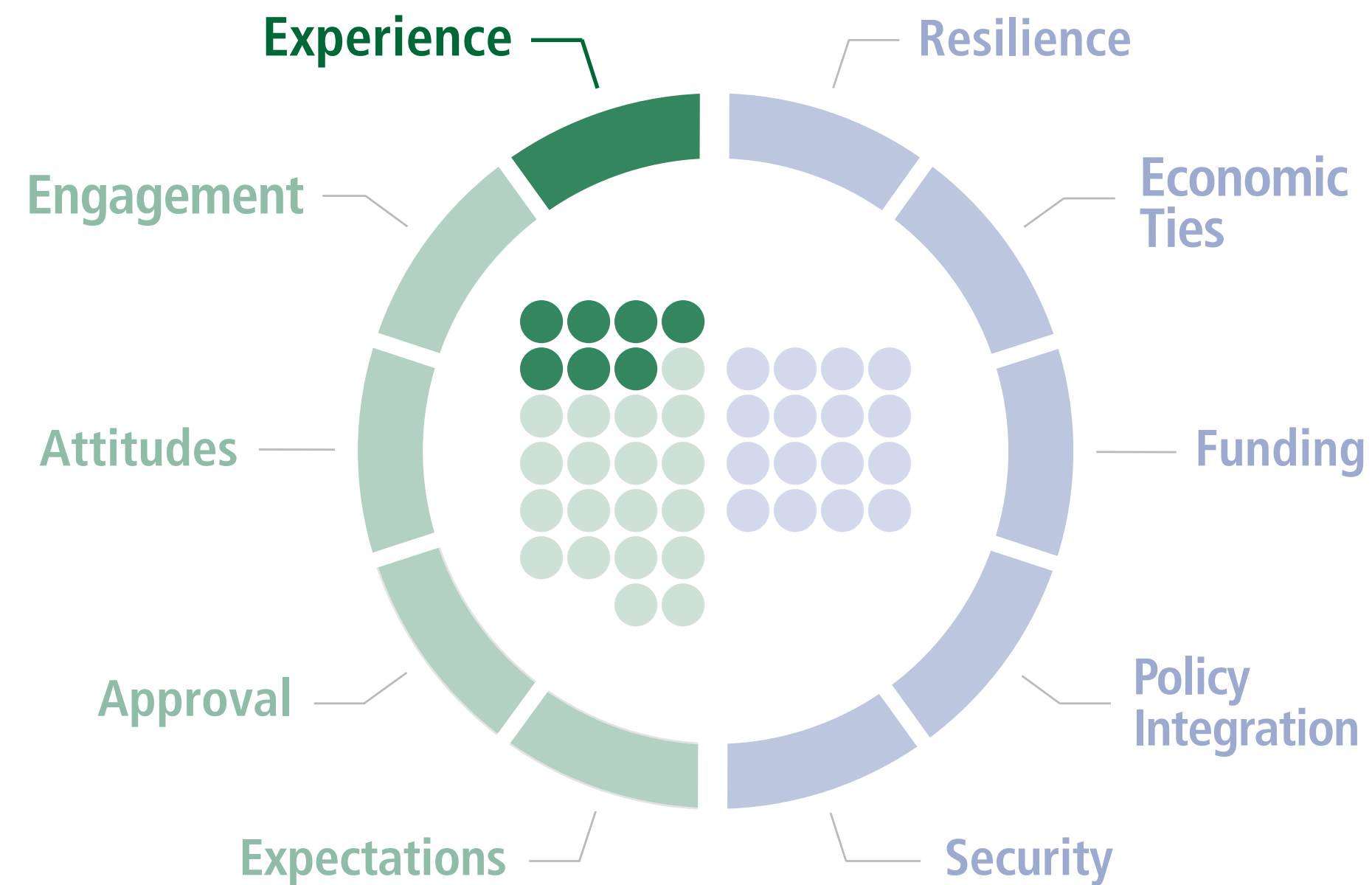
**Source** European Commission

**7**

Non-EFTA neighbours

*i*

– Premise –  
Interaction with other European citizens and cultures positively influences the willingness to cooperate.



✕ Close Experience

## ► Resilience

- Disposable income
- Government debt
- Poverty
- Unemployment
- Income equality

## ► Economic Ties

- Trade in goods with the EU
- Trade in services with the EU
- Trade openness towards the EU

## ► Funding

- EU spending in country
- Contribution to the EU budget

## ► Policy Integration

- Number of opt-outs
- Single market transposition deficit
- Single market infringements

## ► Security

- Participation in multinational deployments
- Multinational commands and forces
- Multinational development and procurement

📄 Download Monitor Data (Excel)

# Individual Cohesion

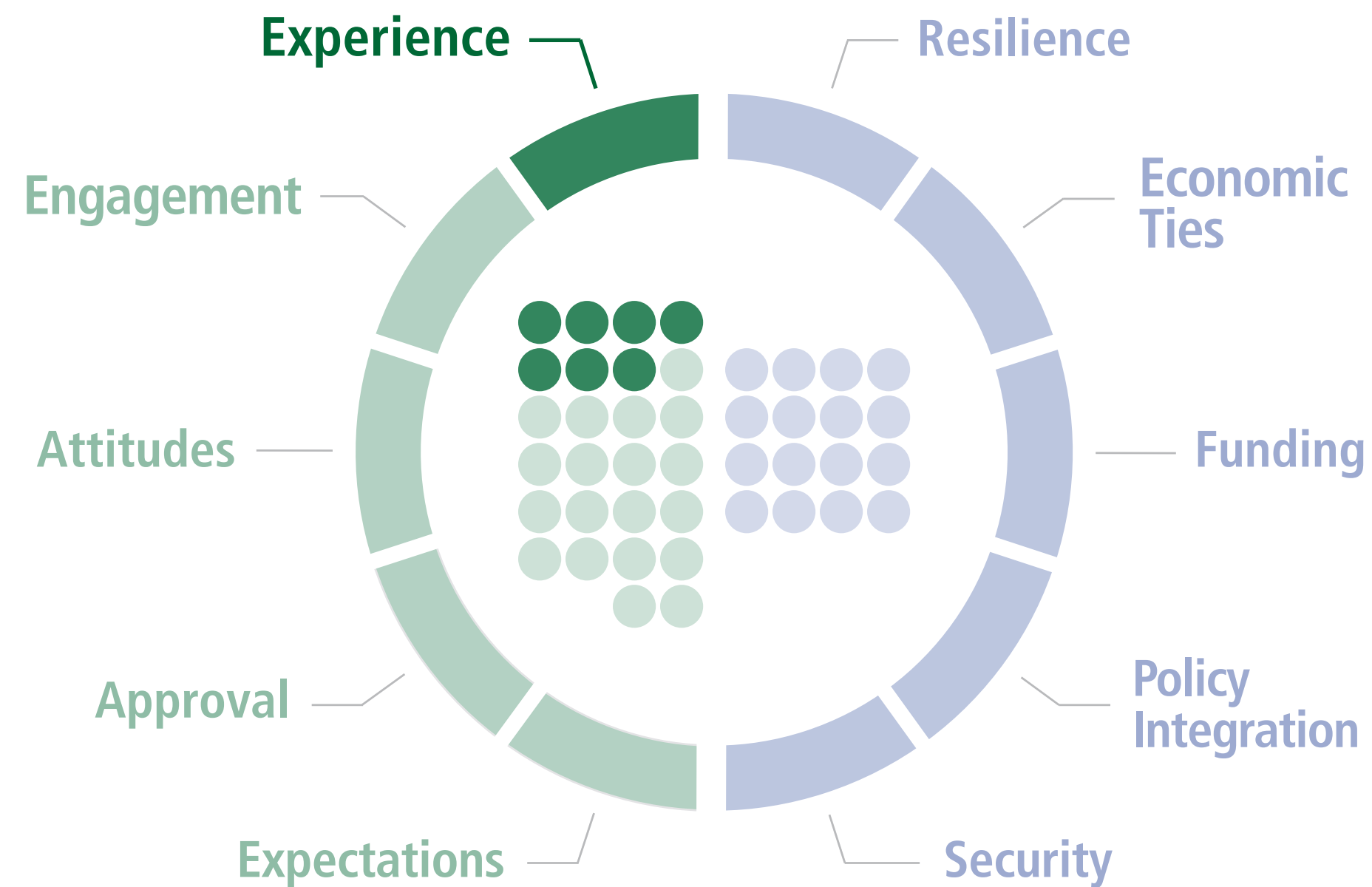
## ← EU Cohesion Monitor →

# Structural Cohesion

### ► Experience

<p><b>1</b></p> <p>Citizens of other EU countries</p> <p><i>i</i></p>	<p><b>2</b></p> <p>Population living near EU border</p> <p><i>i</i></p>										
<p><b>3</b></p> <p>Visited another EU country</p> <p><i>i</i></p>	<p><b>4</b></p> <p>Socialised with people from other EU countries</p> <p><i>i</i></p>										
<p><b>5</b> <span style="float: right;">✕</span></p> <table border="0"> <tr> <td><b>Factor</b></td> <td>Press freedom</td> </tr> <tr> <td><b>Definition</b></td> <td>Press freedom score</td> </tr> <tr> <td><b>Unit</b></td> <td>Scale from 0 to 100 points</td> </tr> <tr> <td><b>Abbrev.</b></td> <td>pressfreedom</td> </tr> <tr> <td><b>Source</b></td> <td>Freedom House</td> </tr> </table>		<b>Factor</b>	Press freedom	<b>Definition</b>	Press freedom score	<b>Unit</b>	Scale from 0 to 100 points	<b>Abbrev.</b>	pressfreedom	<b>Source</b>	Freedom House
<b>Factor</b>	Press freedom										
<b>Definition</b>	Press freedom score										
<b>Unit</b>	Scale from 0 to 100 points										
<b>Abbrev.</b>	pressfreedom										
<b>Source</b>	Freedom House										

– Premise –  
Interaction with other European citizens and cultures positively influences the willingness to cooperate.



✕ Close Experience

### ► Resilience

- Disposable income
- Government debt
- Poverty
- Unemployment
- Income equality

### ► Economic Ties

- Trade in goods with the EU
- Trade in services with the EU
- Trade openness towards the EU

### ► Funding

- EU spending in country
- Contribution to the EU budget

### ► Policy Integration

- Number of opt-outs
- Single market transposition deficit
- Single market infringements

### ► Security

- Participation in multinational deployments
- Multinational commands and forces
- Multinational development and procurement

📄 Download Monitor Data (Excel)



# Individual Cohesion

## ← EU Cohesion Monitor →

# Structural Cohesion

### ► Experience

**1**  
Citizens of other EU countries  
*i*

**2**  
Population living near EU border  
*i*

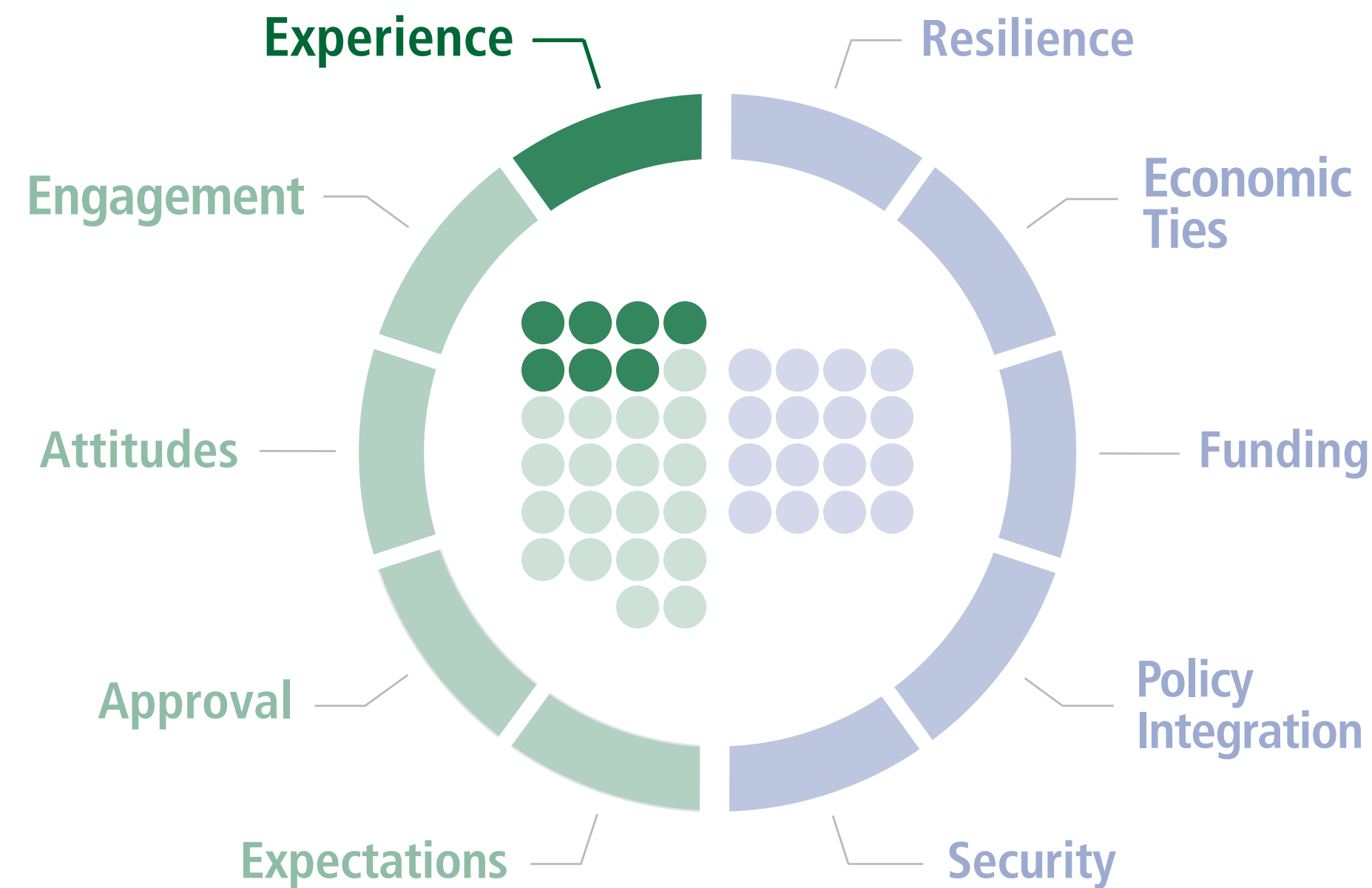
**3**  
Visited another EU country  
*i*

**4**  
Socialised with people from other EU countries  
*i*

**6** ✕

<b>Factor</b>	Participation in educational exchanges
<b>Definition</b>	Share of population
<b>Unit</b>	Percent
<b>Abbrev.</b>	eduexchange
<b>Source</b>	European Commission

– Premise –  
Interaction with other European citizens and cultures positively influences the willingness to cooperate.



✕ Close Experience

### ► Resilience

- Disposable income
- Government debt
- Poverty
- Unemployment
- Income equality

### ► Economic Ties

- Trade in goods with the EU
- Trade in services with the EU
- Trade openness towards the EU

### ► Funding

- EU spending in country
- Contribution to the EU budget

### ► Policy Integration

- Number of opt-outs
- Single market transposition deficit
- Single market infringements

### ► Security

- Participation in multinational deployments
- Multinational commands and forces
- Multinational development and procurement

📄 Download Monitor Data (Excel)

# Individual Cohesion

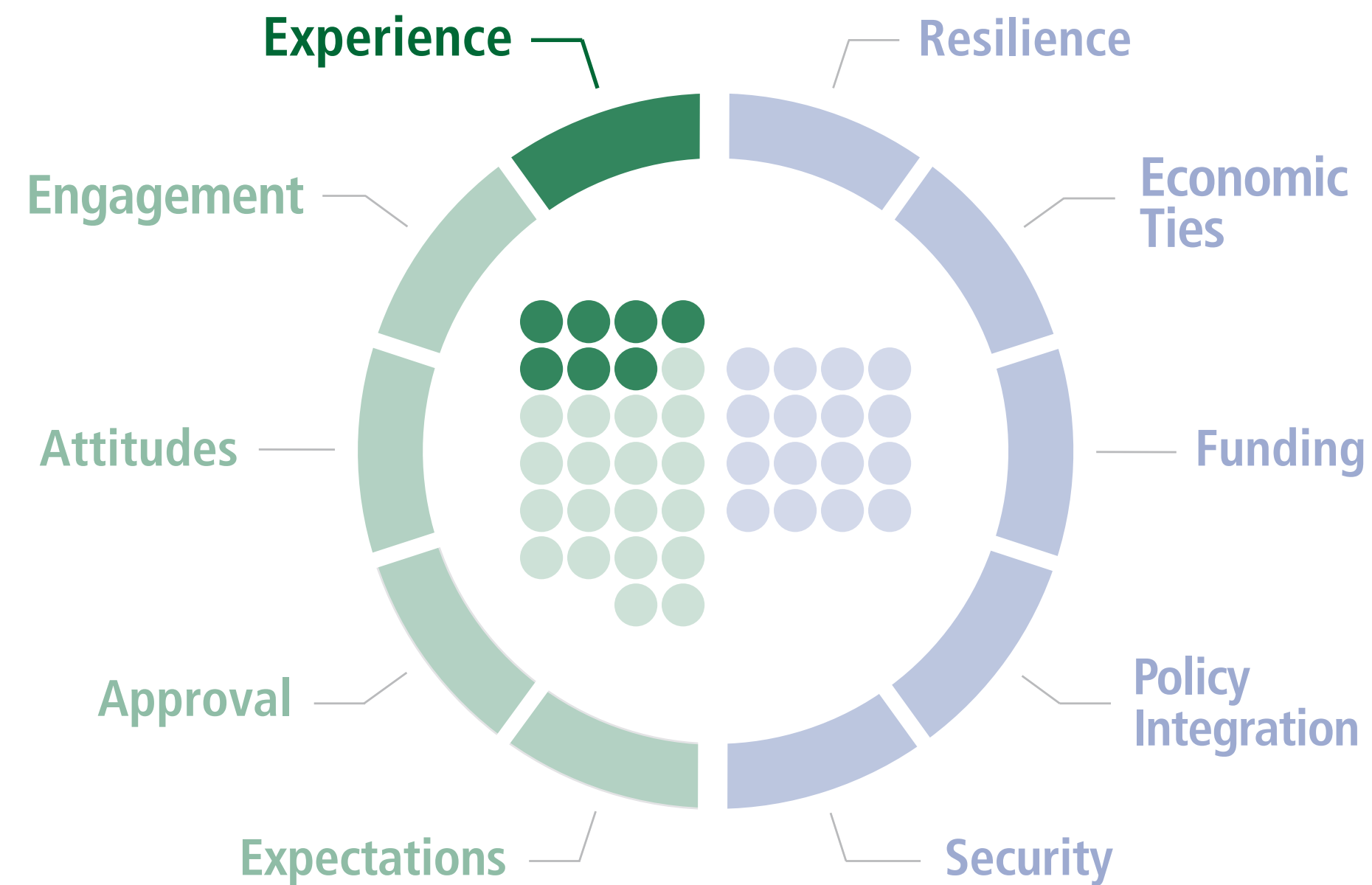
## ← EU Cohesion Monitor →

# Structural Cohesion

### ► Experience

<b>1</b> Citizens of other EU countries <i>i</i>	<b>2</b> Population living near EU border <i>i</i>
<b>3</b> Visited another EU country <i>i</i>	<b>4</b> Socialised with people from other EU countries <i>i</i>
<b>7</b> Factor: Non-EFTA neighbours Definition: Counted neighbours with land border Unit: Number Abbrev.: bordernonefta Source: European Council <b>×</b>	

– Premise –  
Interaction with other European citizens and cultures positively influences the willingness to cooperate.



**×** Close Experience

### ► Resilience

- Disposable income
- Government debt
- Poverty
- Unemployment
- Income equality

### ► Economic Ties

- Trade in goods with the EU
- Trade in services with the EU
- Trade openness towards the EU

### ► Funding

- EU spending in country
- Contribution to the EU budget

### ► Policy Integration

- Number of opt-outs
- Single market transposition deficit
- Single market infringements

### ► Security

- Participation in multinational deployments
- Multinational commands and forces
- Multinational development and procurement

Download Monitor Data (Excel)

# Individual Cohesion

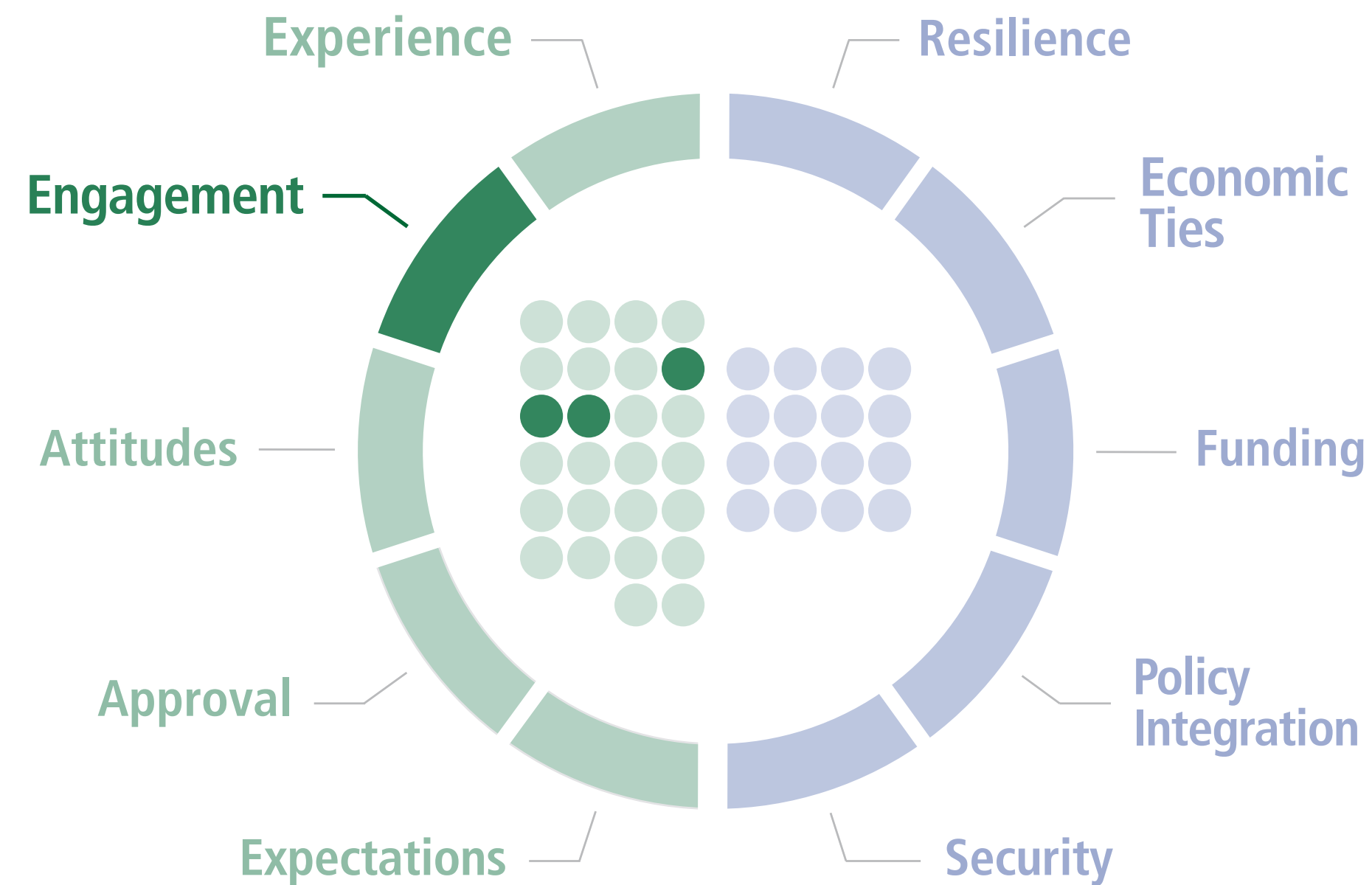
## ← EU Cohesion Monitor →

# Structural Cohesion

### ► Engagement



– Premise –  
High voter turnout in EP elections and low support for anti-EU parties indicate a stronger willingness to cooperate.



### ► Resilience

- Disposable income
- Government debt
- Poverty
- Unemployment
- Income equality

### ► Economic Ties

- Trade in goods with the EU
- Trade in services with the EU
- Trade openness towards the EU

### ► Funding

- EU spending in country
- Contribution to the EU budget

### ► Policy Integration

- Number of opt-outs
- Single market transposition deficit
- Single market infringements

### ► Security

- Participation in multinational deployments
- Multinational commands and forces
- Multinational development and procurement

✕ Close Engagement

📄 Download Monitor Data (Excel)

# Individual Cohesion

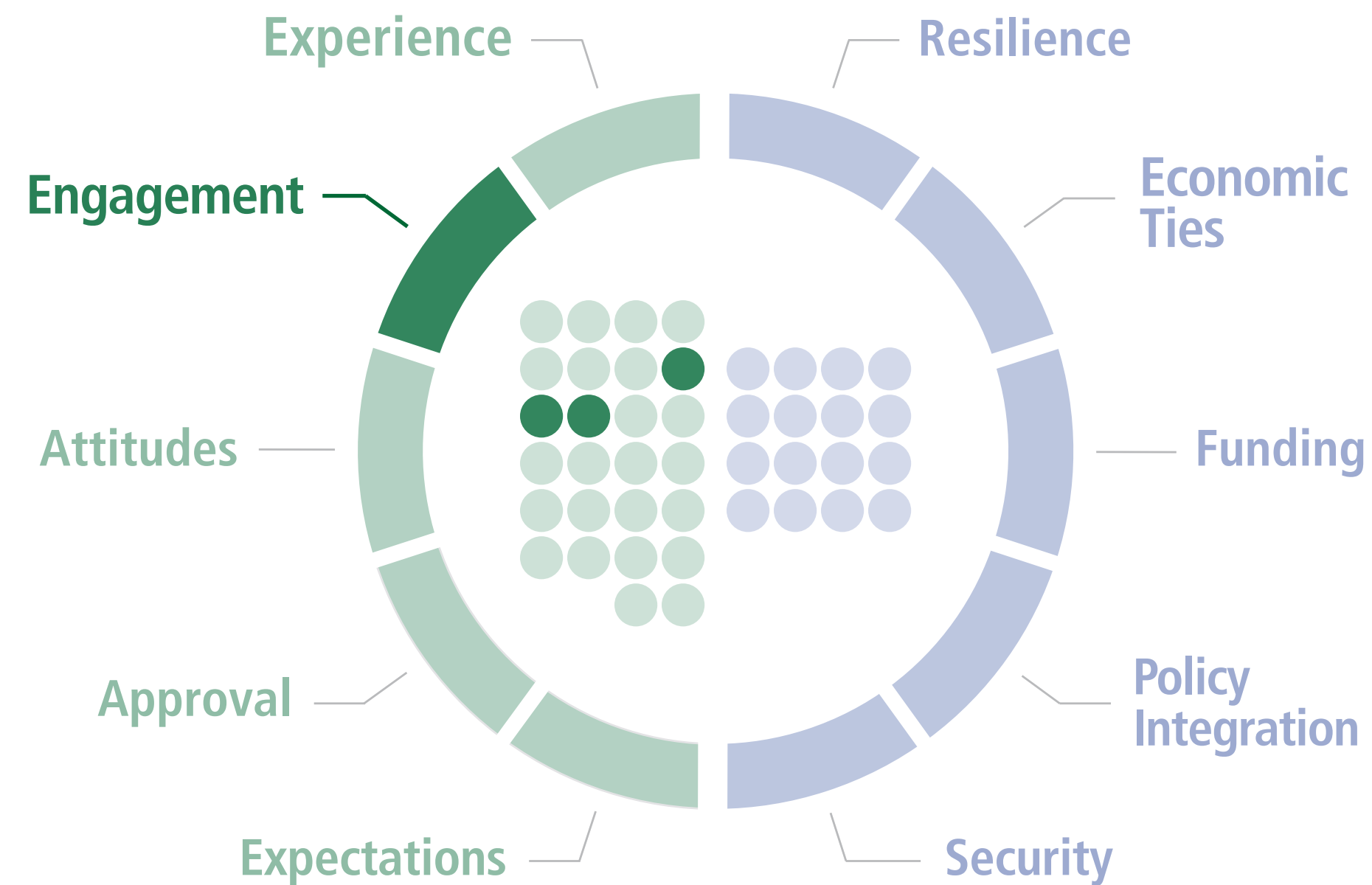
## ← EU Cohesion Monitor →

# Structural Cohesion

### ► Engagement

<b>1</b>	<b>×</b>
<b>Factor</b>	Turnout in EP elections
<b>Definition</b>	EP elections 2004, 2009, 2014
<b>Unit</b>	Percent
<b>Abbrev.</b>	epturnout
<b>Source</b>	Döring & Manow, ParlGov Database

– Premise –  
 High voter turnout in EP elections and low support for anti-EU parties indicate a stronger willingness to cooperate.



**×** Close Engagement

### ► Resilience

- Disposable income
- Government debt
- Poverty
- Unemployment
- Income equality

### ► Economic Ties

- Trade in goods with the EU
- Trade in services with the EU
- Trade openness towards the EU

### ► Funding

- EU spending in country
- Contribution to the EU budget

### ► Policy Integration

- Number of opt-outs
- Single market transposition deficit
- Single market infringements

### ► Security

- Participation in multinational deployments
- Multinational commands and forces
- Multinational development and procurement

Download Monitor Data (Excel)

# Individual Cohesion

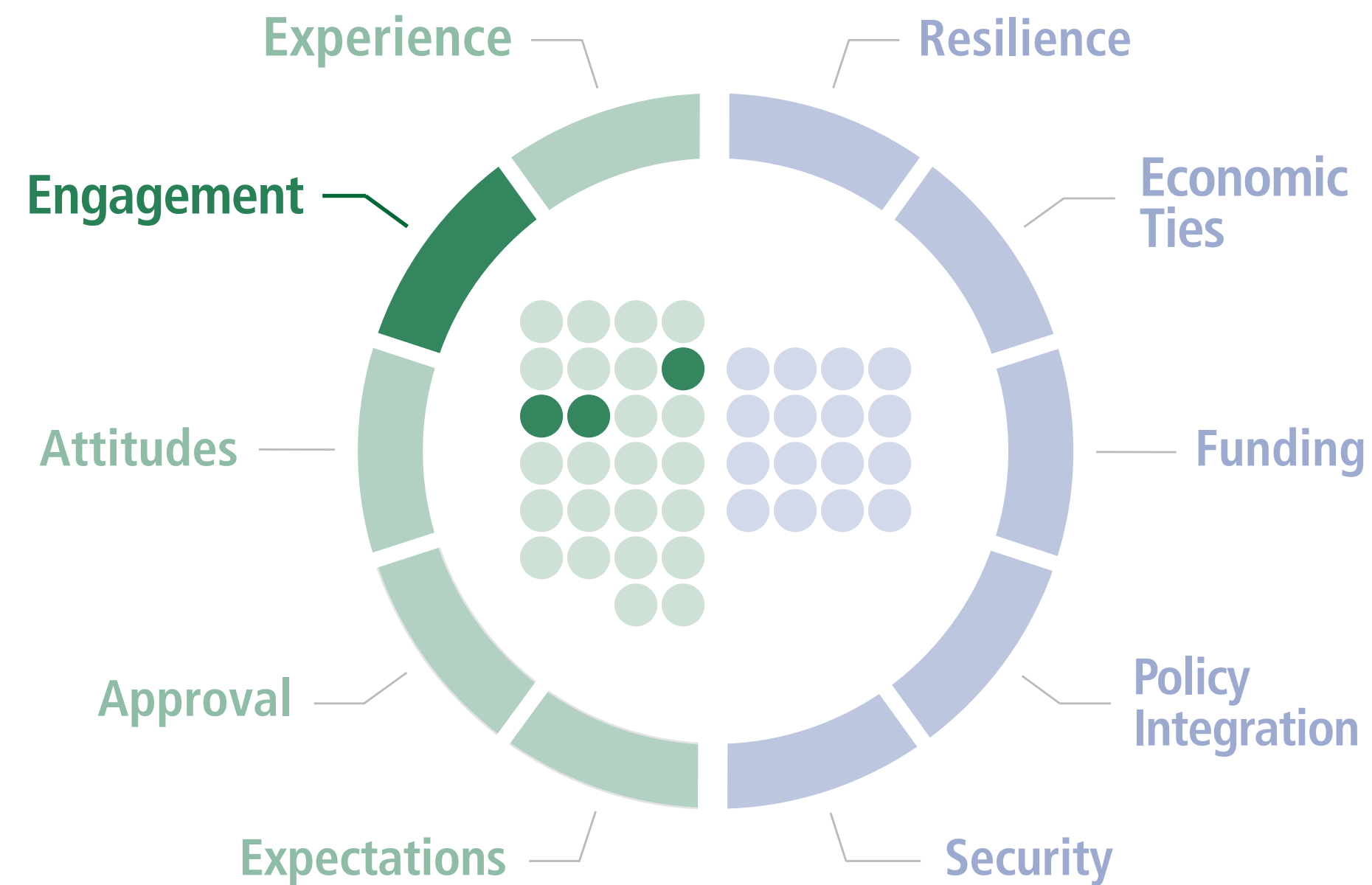
## ← EU Cohesion Monitor →

# Structural Cohesion

### ► Engagement

<b>2</b>	<b>×</b>
<b>Factor</b>	Votes for anti-EU parties in EP elections
<b>Definition</b>	Share of votes in 2004, 2009, 2014 EP elections
<b>Unit</b>	Percent
<b>Abbrev.</b>	antieu_ep
<b>Source</b>	Döring & Manow, ParlGov Database

– Premise –  
 High voter turnout in EP elections and low support for anti-EU parties indicate a stronger willingness to cooperate.



### ► Resilience

- Disposable income
- Government debt
- Poverty
- Unemployment
- Income equality

### ► Economic Ties

- Trade in goods with the EU
- Trade in services with the EU
- Trade openness towards the EU

### ► Funding

- EU spending in country
- Contribution to the EU budget

### ► Policy Integration

- Number of opt-outs
- Single market transposition deficit
- Single market infringements

### ► Security

- Participation in multinational deployments
- Multinational commands and forces
- Multinational development and procurement

**×** Close Engagement

Download Monitor Data (Excel)

# Individual Cohesion

## ← EU Cohesion Monitor →

# Structural Cohesion

### ► Engagement

**1**

Turnout in EP elections

*i*

**2**

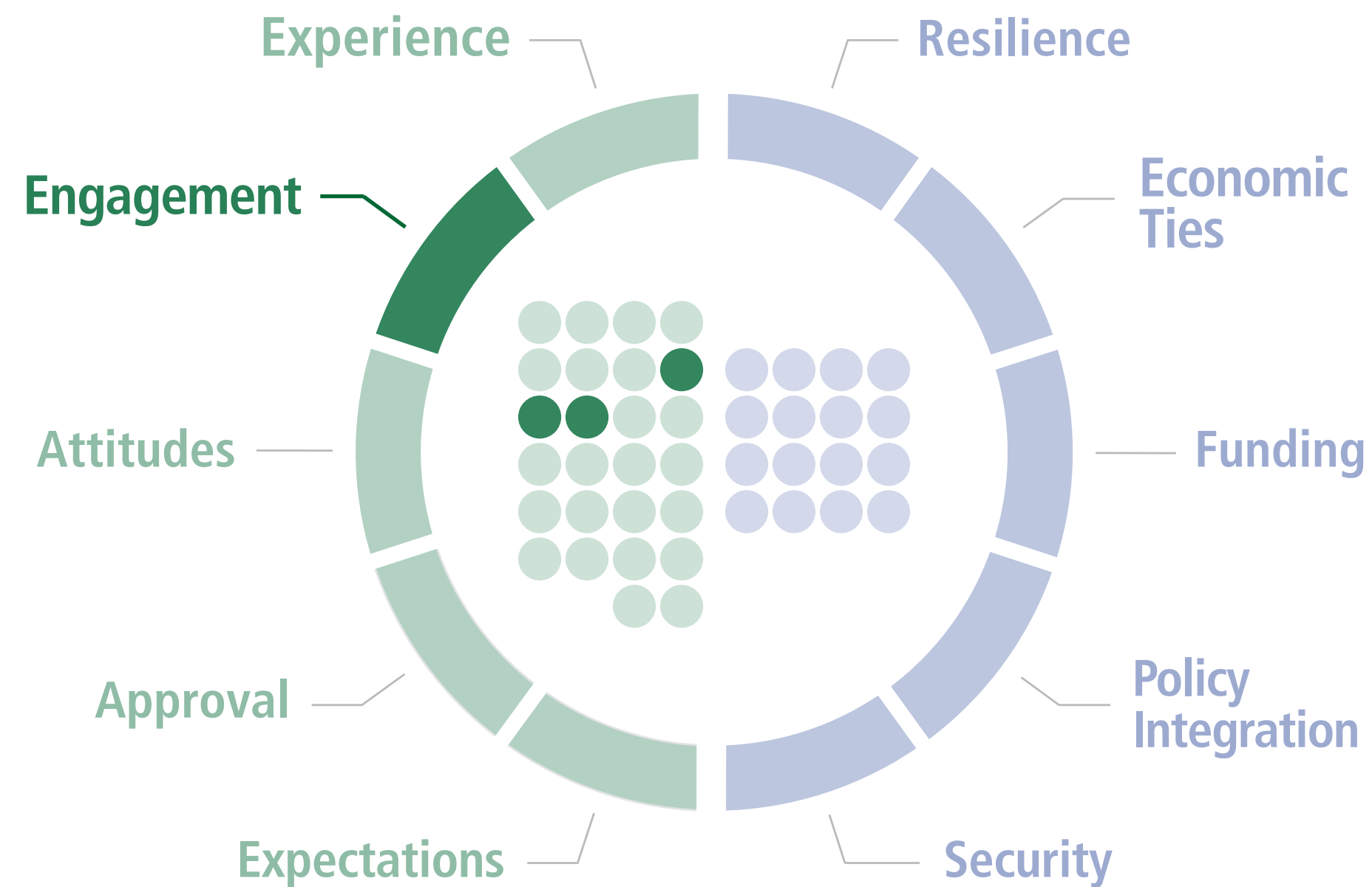
Votes for anti-EU parties in EP elections

*i*

**3** ✕

<b>Factor</b>	Votes for anti-EU parties in national elections
<b>Definition</b>	Share of votes
<b>Unit</b>	Percent
<b>Abbrev.</b>	antieu_nat
<b>Source</b>	Döring & Manow, ParlGov Database

– Premise –  
 High voter turnout in EP elections and low support for anti-EU parties indicate a stronger willingness to cooperate.



✕ Close Engagement

### ► Resilience

- Disposable income
- Government debt
- Poverty
- Unemployment
- Income equality

### ► Economic Ties

- Trade in goods with the EU
- Trade in services with the EU
- Trade openness towards the EU

### ► Funding

- EU spending in country
- Contribution to the EU budget

### ► Policy Integration

- Number of opt-outs
- Single market transposition deficit
- Single market infringements

### ► Security

- Participation in multinational deployments
- Multinational commands and forces
- Multinational development and procurement

📄 Download Monitor Data (Excel)

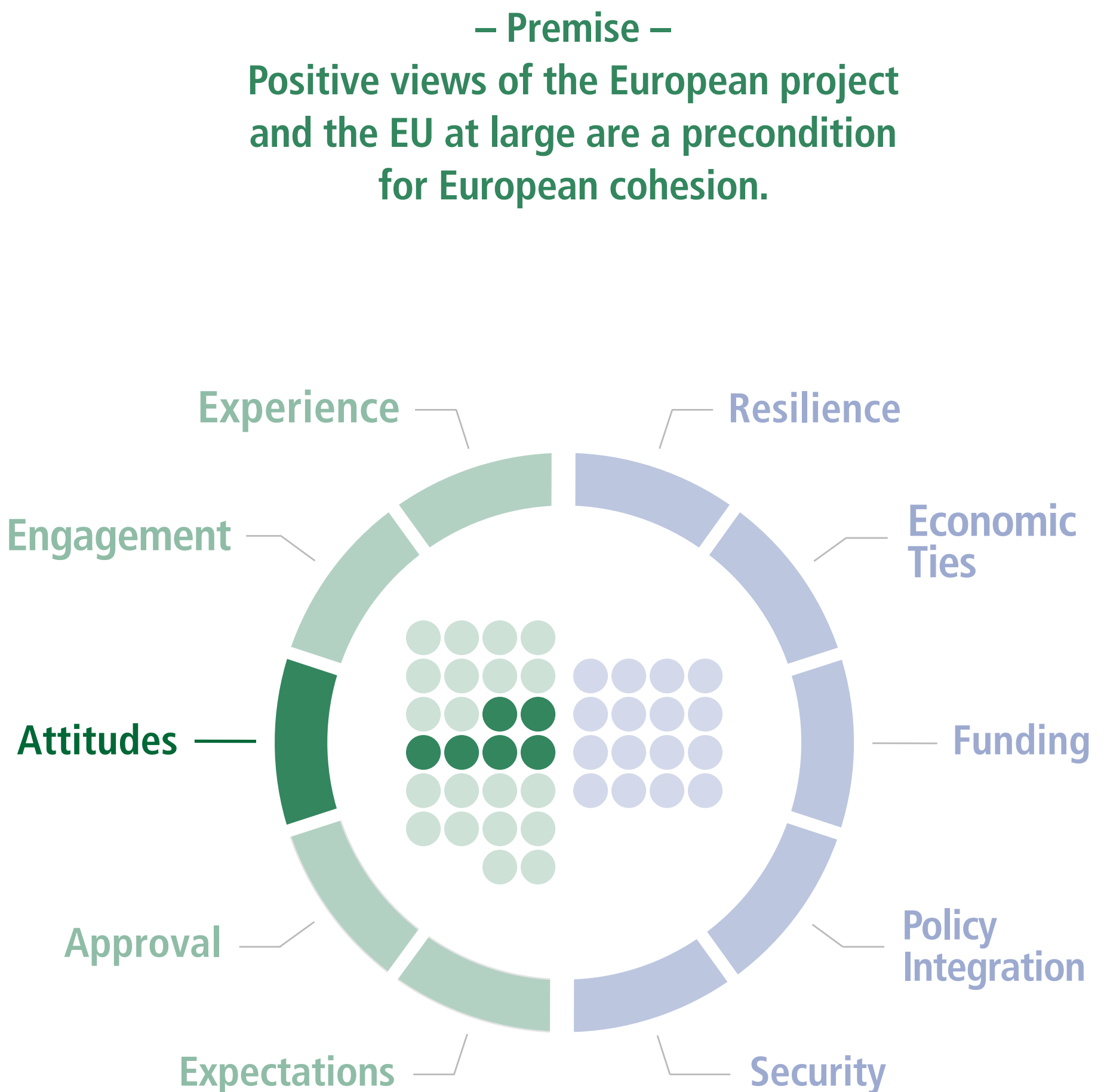
# Individual Cohesion

## ← EU Cohesion Monitor →

# Structural Cohesion

### ► Attitudes

<b>1</b> Trust in the European Union <i>i</i>	<b>2</b> Image of the European Union <i>i</i>
<b>3</b> National interests in the EU <i>i</i>	<b>4</b> Perception of European identity <i>i</i>
<b>5</b> Satisfaction with democracy in the EU <i>i</i>	<b>6</b> Feeling of attachment to the EU <i>i</i>



### ► Resilience

- Disposable income
- Government debt
- Poverty
- Unemployment
- Income equality

### ► Economic Ties

- Trade in goods with the EU
- Trade in services with the EU
- Trade openness towards the EU

### ► Funding

- EU spending in country
- Contribution to the EU budget

### ► Policy Integration

- Number of opt-outs
- Single market transposition deficit
- Single market infringements

### ► Security

- Participation in multinational deployments
- Multinational commands and forces
- Multinational development and procurement

✕ Close Attitudes

📄 Download Monitor Data (Excel)

# Individual Cohesion

## ← EU Cohesion Monitor →

# Structural Cohesion

### ► Attitudes

1
✕

<b>Factor</b>	<b>Trust in the European Union</b>
<b>Definition</b>	<b>Q: Do you tend to trust or mistrust the EU?</b>
<b>Unit</b>	<b>Percent ('Tend to trust')</b>
<b>Abbrev.</b>	<b>trust</b>
<b>Source</b>	<b>Eurobarometer</b>

5

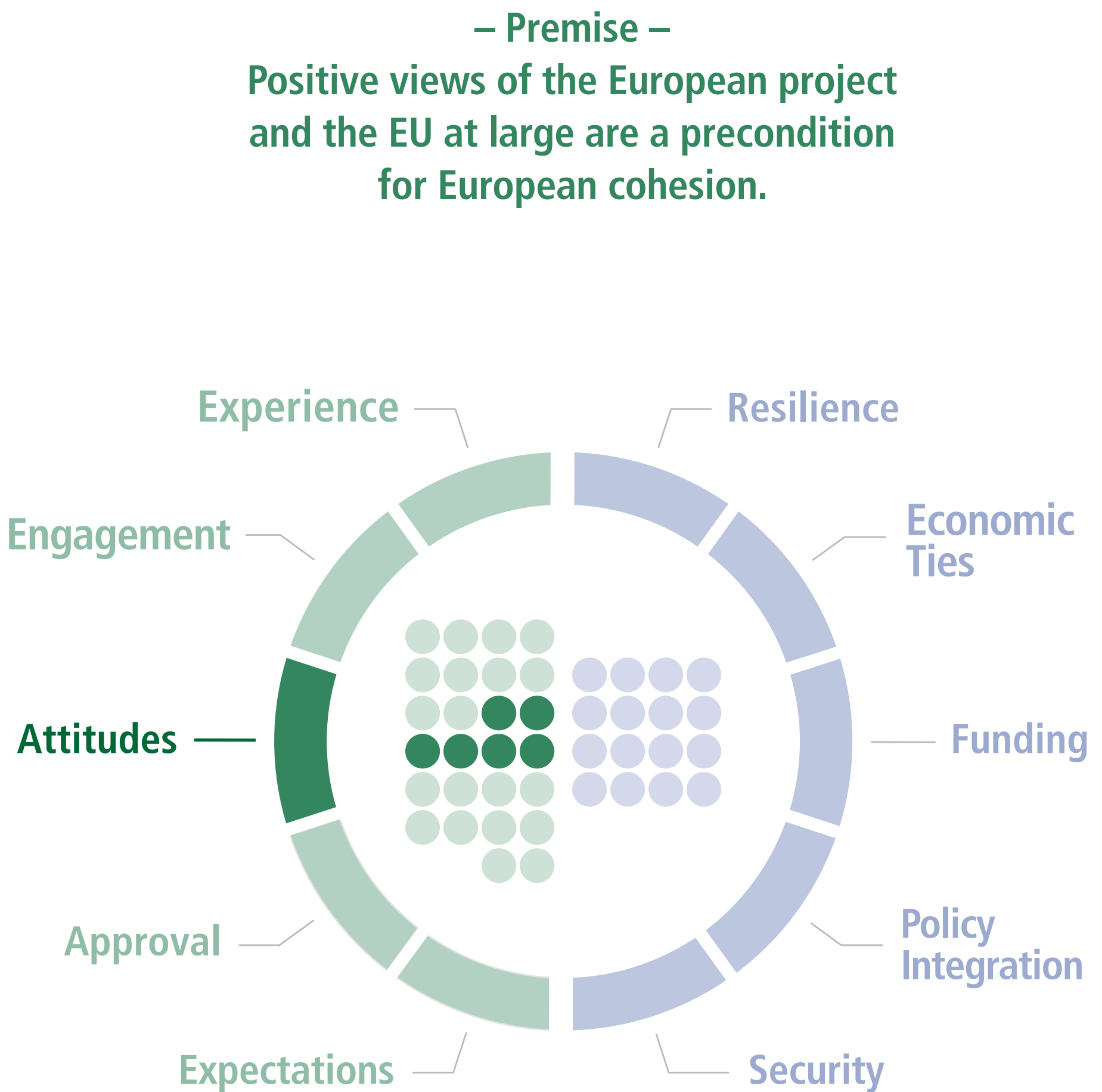
**Satisfaction with democracy in the EU**

*i*

6

**Feeling of attachment to the EU**

*i*



✕ Close Attitudes

### ► Resilience

- Disposable income
- Government debt
- Poverty
- Unemployment
- Income equality

### ► Economic Ties

- Trade in goods with the EU
- Trade in services with the EU
- Trade openness towards the EU

### ► Funding

- EU spending in country
- Contribution to the EU budget

### ► Policy Integration

- Number of opt-outs
- Single market transposition deficit
- Single market infringements

### ► Security

- Participation in multinational deployments
- Multinational commands and forces
- Multinational development and procurement

📄 Download Monitor Data (Excel)



# Individual Cohesion

## ← EU Cohesion Monitor →

# Structural Cohesion

### ► Attitudes

2
✕

<b>Factor</b>	Image of the European Union
<b>Definition</b>	Q: Does the EU conjure up for you a positive or negative image?
<b>Unit</b>	Percent (Total 'Positive') image
<b>Abbrev. Source</b>	Eurobarometer

5

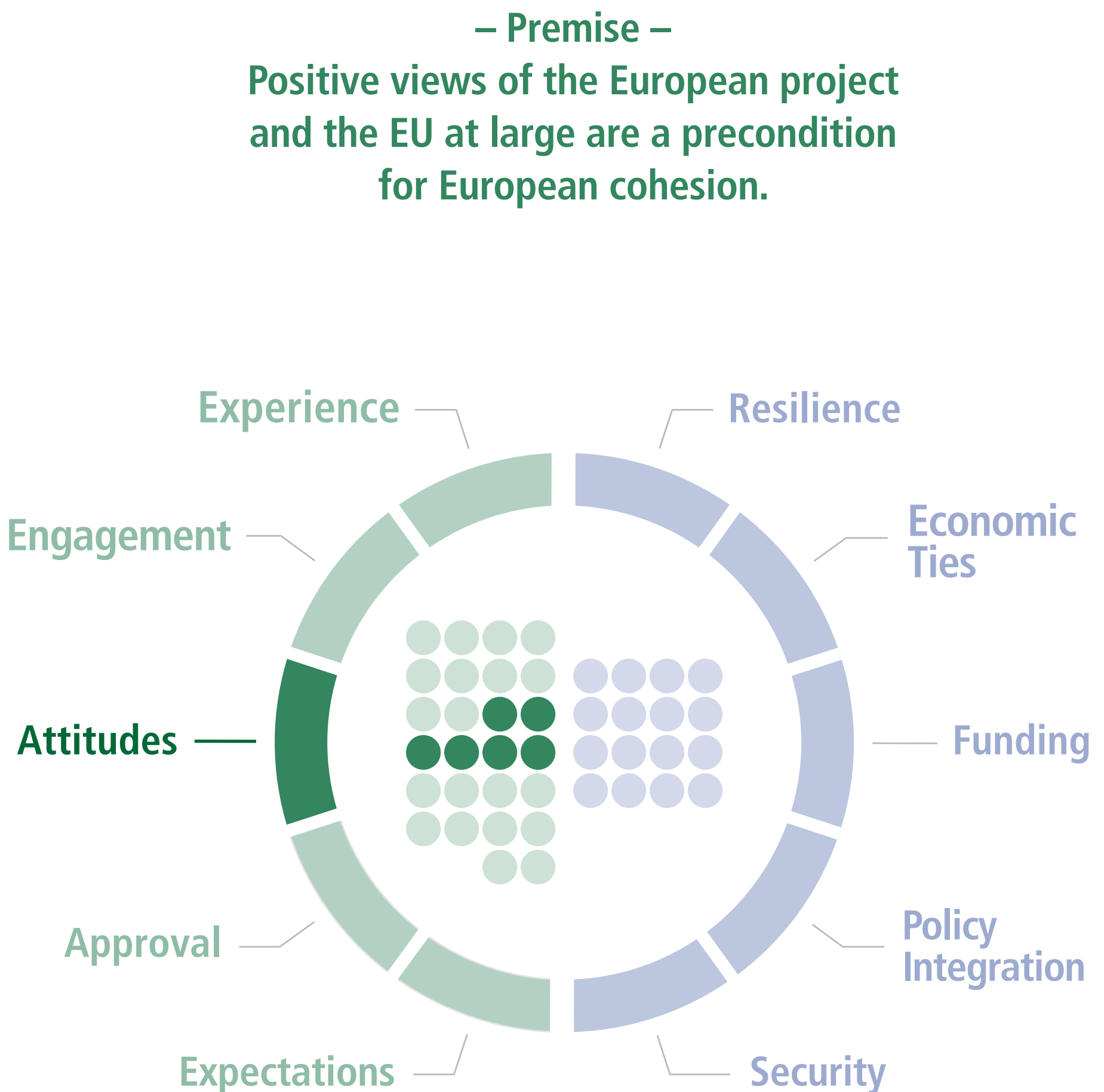
Satisfaction with democracy in the EU

i

6

Feeling of attachment to the EU

i



✕ Close Attitudes

### ► Resilience

- Disposable income
- Government debt
- Poverty
- Unemployment
- Income equality

### ► Economic Ties

- Trade in goods with the EU
- Trade in services with the EU
- Trade openness towards the EU

### ► Funding

- EU spending in country
- Contribution to the EU budget

### ► Policy Integration

- Number of opt-outs
- Single market transposition deficit
- Single market infringements

### ► Security

- Participation in multinational deployments
- Multinational commands and forces
- Multinational development and procurement

📄 Download Monitor Data (Excel)

# Individual Cohesion

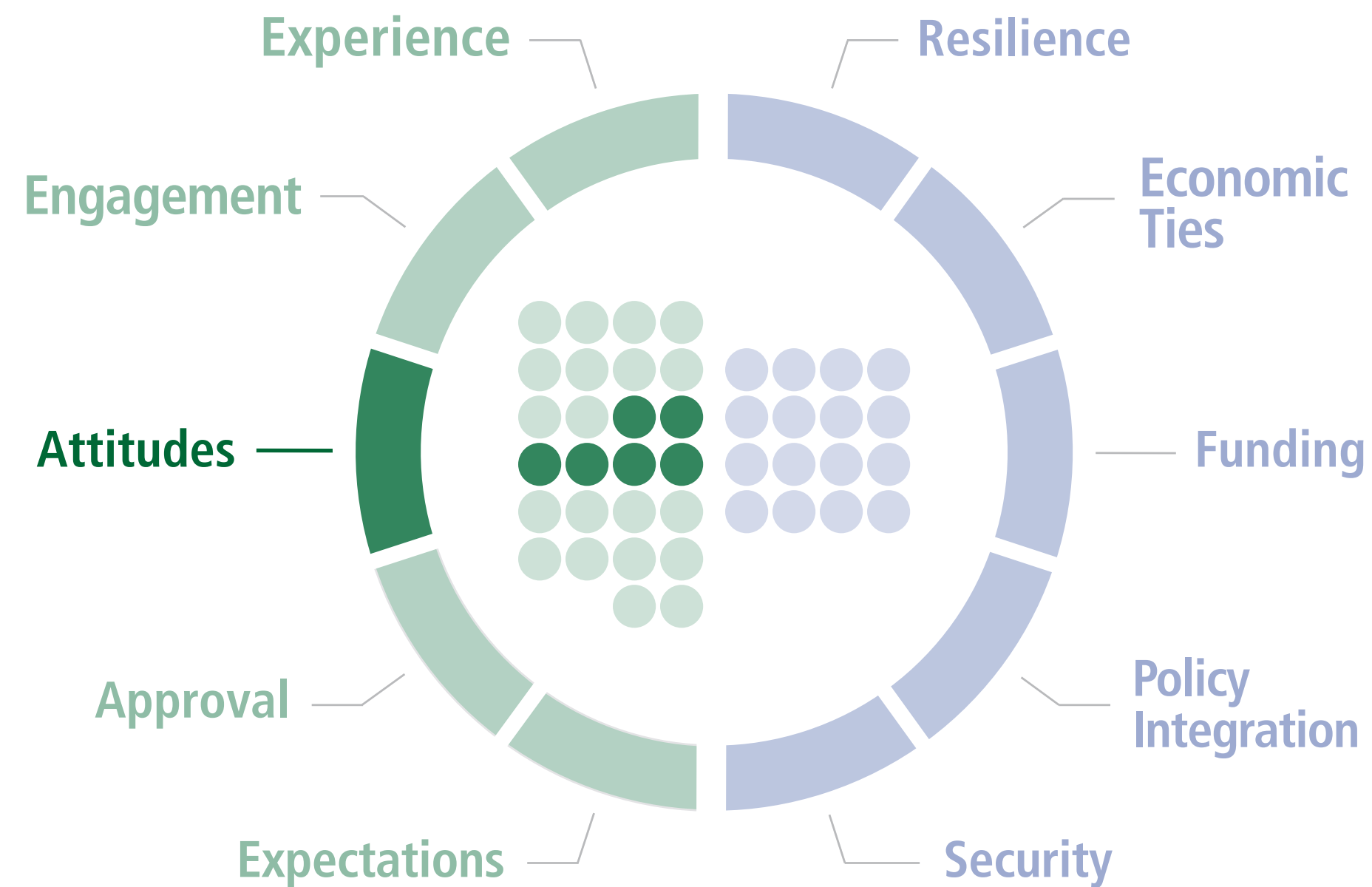
## ← EU Cohesion Monitor →

# Structural Cohesion

### ► Attitudes

<b>1</b>	<b>2</b>
Trust in the European Union <i>i</i>	Image of the European Union <i>i</i>
<b>3</b> <span style="float: right;">✕</span>	
<b>Factor</b>	National interests in the EU
<b>Definition</b>	Q: Are the interests of your country well taken into account in the EU?
<b>Unit</b>	Percent (Total 'Agree')
<b>Abbrev.</b>	interests
<b>Source</b>	Eurobarometer

– Premise –  
Positive views of the European project and the EU at large are a precondition for European cohesion.



✕ Close Attitudes

### ► Resilience

- Disposable income
- Government debt
- Poverty
- Unemployment
- Income equality

### ► Economic Ties

- Trade in goods with the EU
- Trade in services with the EU
- Trade openness towards the EU

### ► Funding

- EU spending in country
- Contribution to the EU budget

### ► Policy Integration

- Number of opt-outs
- Single market transposition deficit
- Single market infringements

### ► Security

- Participation in multinational deployments
- Multinational commands and forces
- Multinational development and procurement

📄 Download Monitor Data (Excel)

# Individual Cohesion

## ← EU Cohesion Monitor →

# Structural Cohesion

### ► Attitudes

**1**

Trust in the European Union

*i*

**2**

Image of the European Union

*i*

**4** ✕

**Factor** Perception of European identity

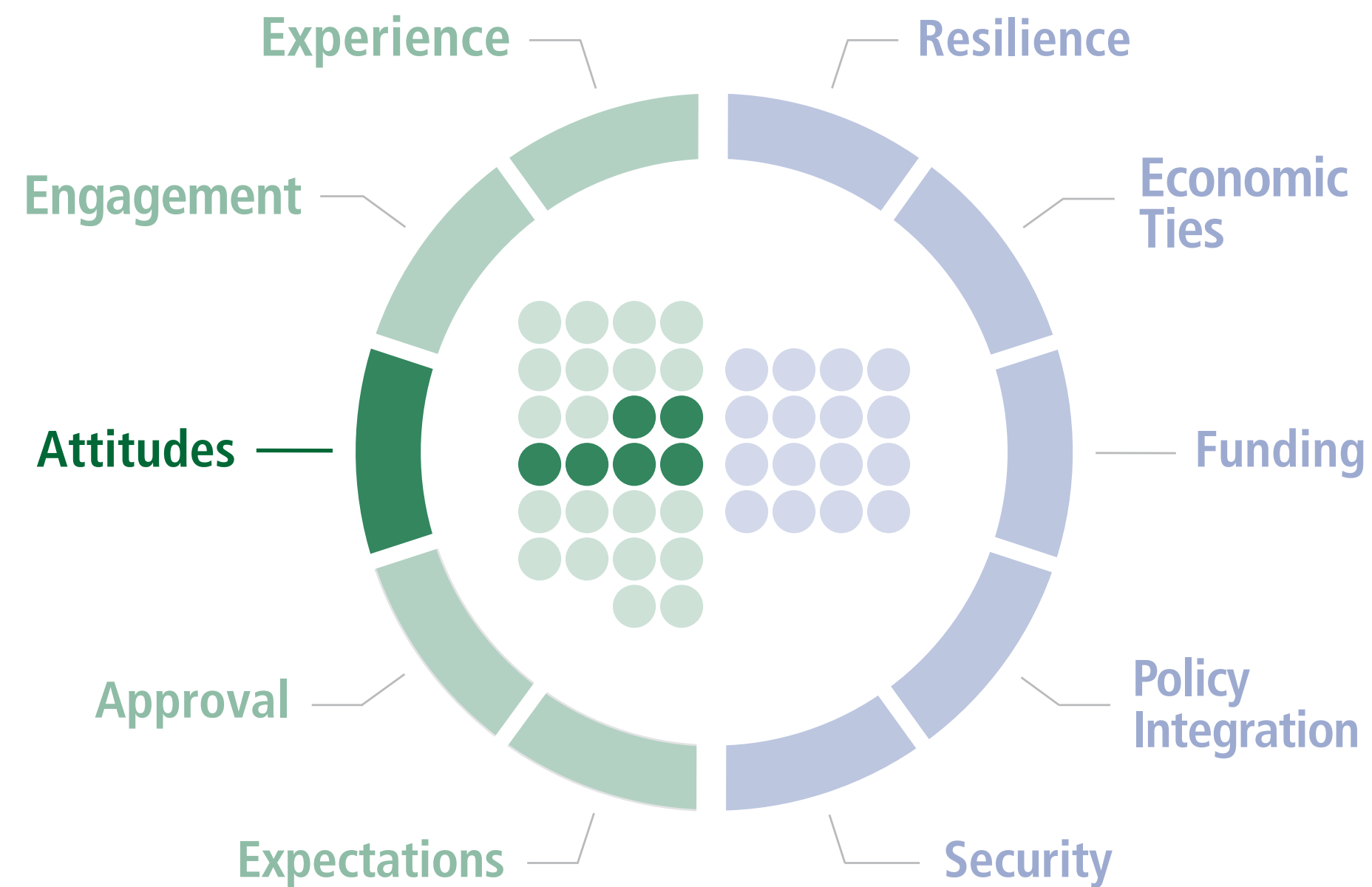
**Definition** Q: Do you see yourself as European?

**Unit** Percent (Total 'European')

**Abbrev.** europeanid

**Source** Eurobarometer

– Premise –  
**Positive views of the European project and the EU at large are a precondition for European cohesion.**



✕ Close Attitudes

### ► Resilience

- Disposable income
- Government debt
- Poverty
- Unemployment
- Income equality

### ► Economic Ties

- Trade in goods with the EU
- Trade in services with the EU
- Trade openness towards the EU

### ► Funding

- EU spending in country
- Contribution to the EU budget

### ► Policy Integration

- Number of opt-outs
- Single market transposition deficit
- Single market infringements

### ► Security

- Participation in multinational deployments
- Multinational commands and forces
- Multinational development and procurement

📄 Download Monitor Data (Excel)

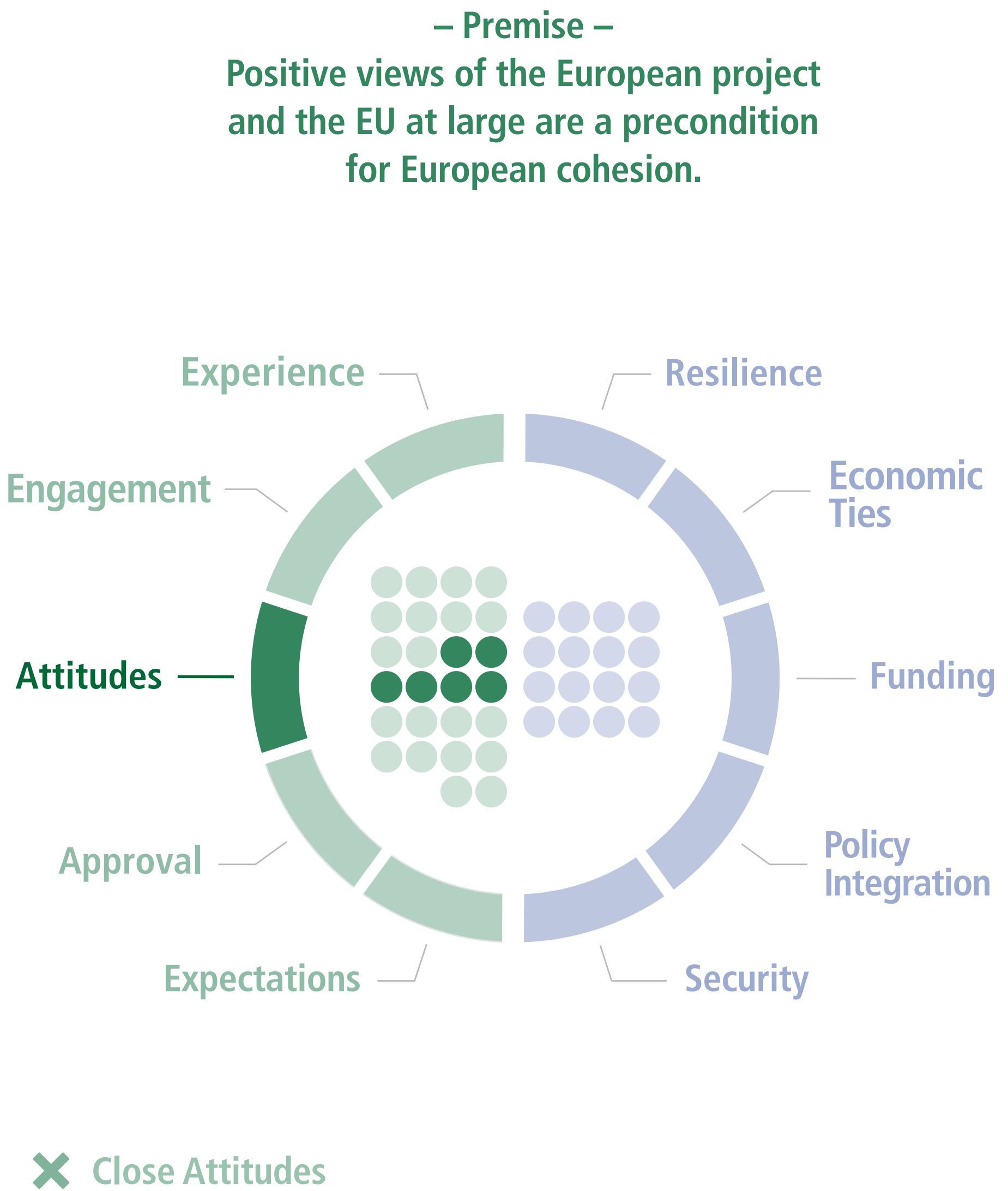
# Individual Cohesion

## ← EU Cohesion Monitor →

# Structural Cohesion

### ► Attitudes

<p><b>1</b></p> <p>Trust in the European Union</p> <p><i>i</i></p>	<p><b>2</b></p> <p>Image of the European Union</p> <p><i>i</i></p>
<p><b>3</b></p> <p>National interests in the EU</p> <p><i>i</i></p>	<p><b>4</b></p> <p>Perception of European identity</p> <p><i>i</i></p>
<p><b>5</b> <span style="float: right;">✕</span></p> <p><b>Factor</b> Satisfaction with democracy in the EU</p> <p><b>Definition</b> Q: Are you satisfied with the way democracy works in the EU?</p> <p><b>Unit</b> Percent (Total 'Satisfied')</p> <p><b>Abbrev.</b> eusatisfaction</p> <p><b>Source</b> Eurobarometer</p>	



### ► Resilience

- Disposable income
- Government debt
- Poverty
- Unemployment
- Income equality

### ► Economic Ties

- Trade in goods with the EU
- Trade in services with the EU
- Trade openness towards the EU

### ► Funding

- EU spending in country
- Contribution to the EU budget

### ► Policy Integration

- Number of opt-outs
- Single market transposition deficit
- Single market infringements

### ► Security

- Participation in multinational deployments
- Multinational commands and forces
- Multinational development and procurement

[Download Monitor Data \(Excel\)](#)

# Individual Cohesion

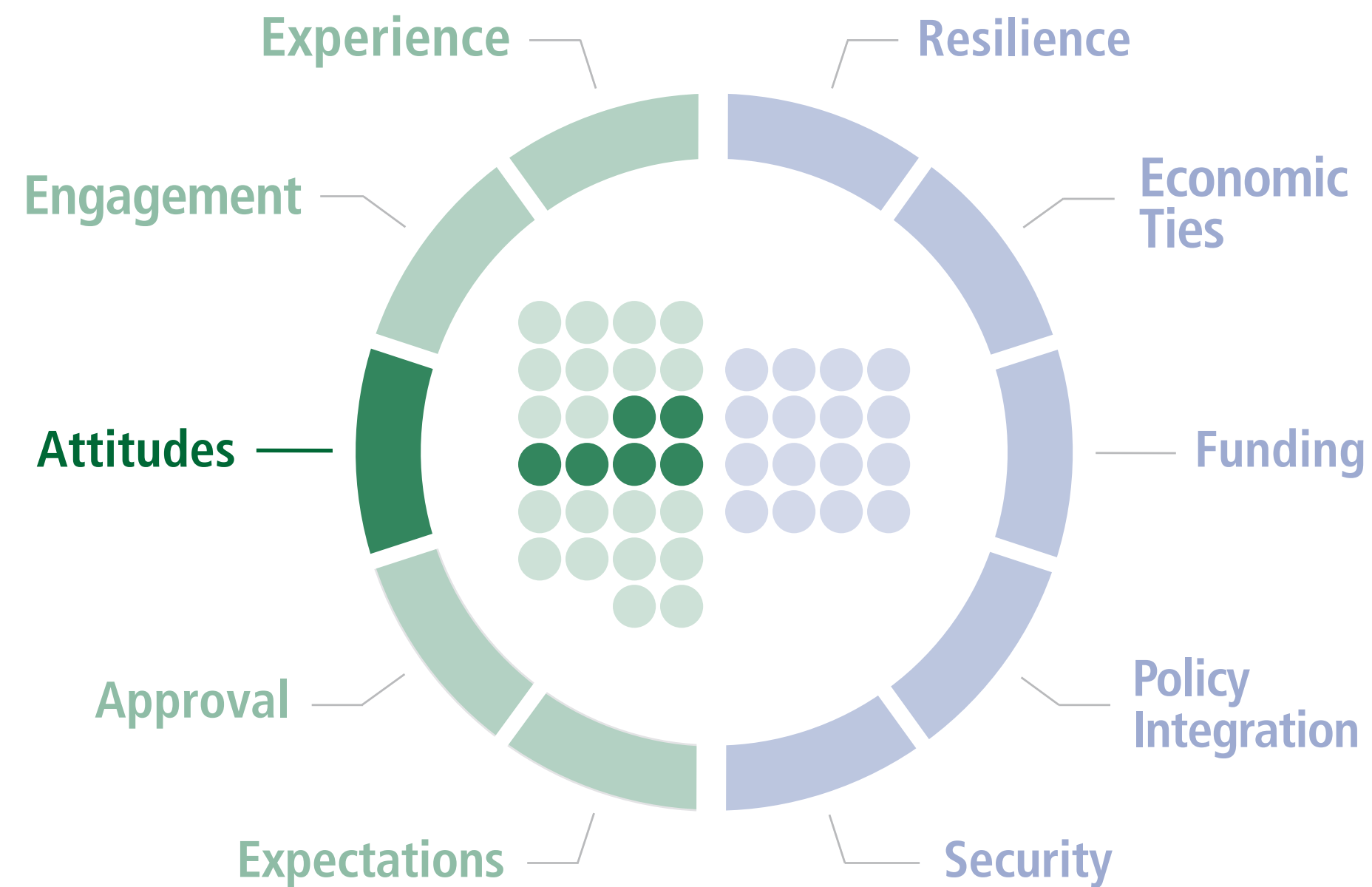
## ← EU Cohesion Monitor →

# Structural Cohesion

### ► Attitudes

<p><b>1</b></p> <p>Trust in the European Union</p> <p><i>i</i></p>	<p><b>2</b></p> <p>Image of the European Union</p> <p><i>i</i></p>
<p><b>3</b></p> <p>National interests in the EU</p> <p><i>i</i></p>	<p><b>4</b></p> <p>Perception of European identity</p> <p><i>i</i></p>
<p><b>6</b> <span style="float: right;">✕</span></p> <p><b>Factor</b>    <b>Feeling of attachment to the EU</b></p> <p><b>Definition</b>    <b>Q: How attached do you feel to the EU?</b></p> <p><b>Unit</b>    <b>Percent (Total 'Attached')</b></p> <p><b>Abbrev.</b>    <b>euattachment</b></p> <p><b>Source</b>    <b>Eurobarometer</b></p>	

– Premise –  
**Positive views of the European project and the EU at large are a precondition for European cohesion.**



✕ Close Attitudes

### ► Resilience

- Disposable income
- Government debt
- Poverty
- Unemployment
- Income equality

### ► Economic Ties

- Trade in goods with the EU
- Trade in services with the EU
- Trade openness towards the EU

### ► Funding

- EU spending in country
- Contribution to the EU budget

### ► Policy Integration

- Number of opt-outs
- Single market transposition deficit
- Single market infringements

### ► Security

- Participation in multinational deployments
- Multinational commands and forces
- Multinational development and procurement

📄 Download Monitor Data (Excel)

# Individual Cohesion

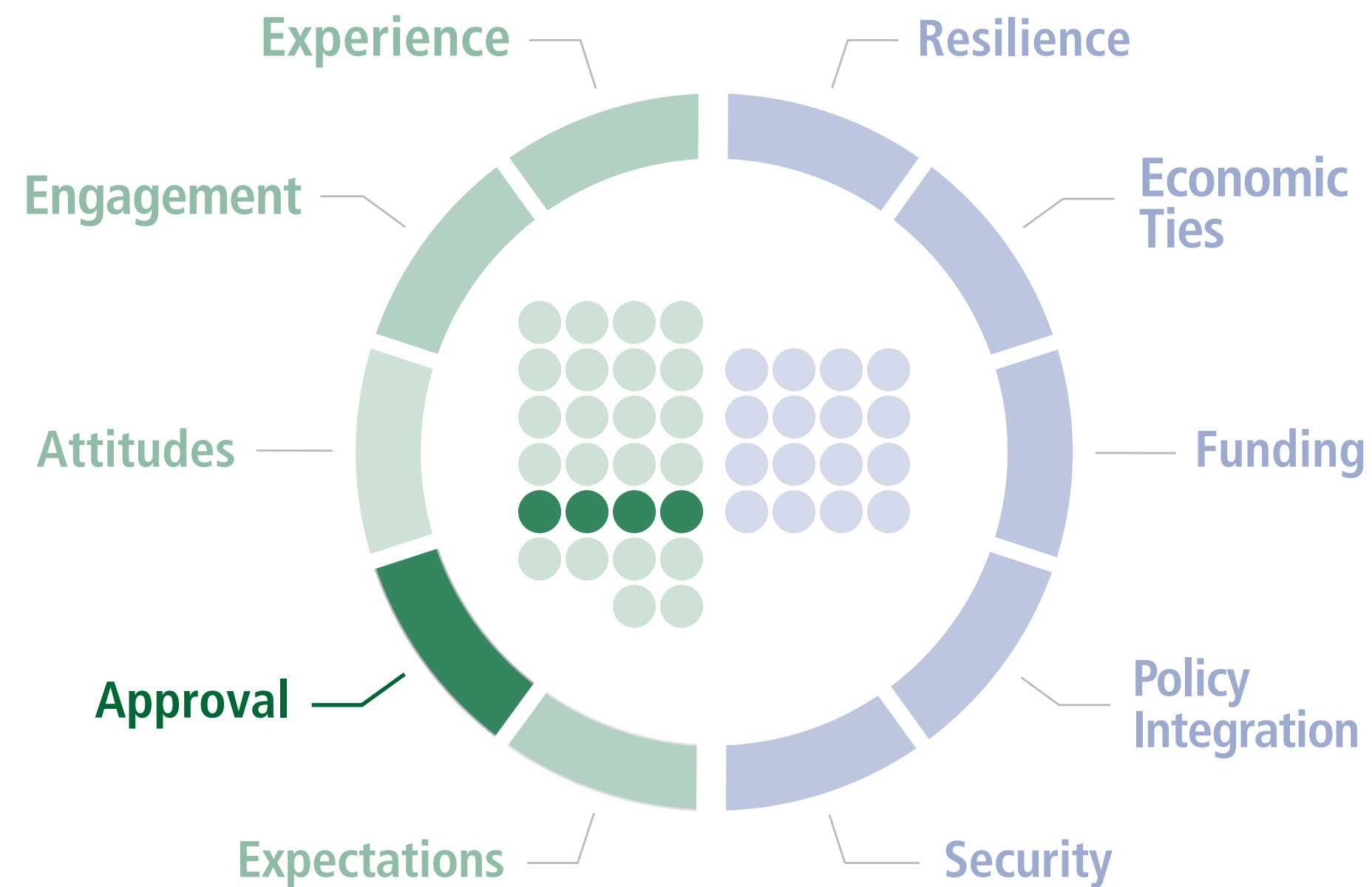
## ← EU Cohesion Monitor →

# Structural Cohesion

### ► Approval



– Premise –  
Positive views of the EU’s policy output and of closer cooperation signal citizens’ support for further European integration.



✕ Close Approval

### ► Resilience

- Disposable income
- Government debt
- Poverty
- Unemployment
- Income equality

### ► Economic Ties

- Trade in goods with the EU
- Trade in services with the EU
- Trade openness towards the EU

### ► Funding

- EU spending in country
- Contribution to the EU budget

### ► Policy Integration

- Number of opt-outs
- Single market transposition deficit
- Single market infringements

### ► Security

- Participation in multinational deployments
- Multinational commands and forces
- Multinational development and procurement

📄 Download Monitor Data (Excel)

# Individual Cohesion

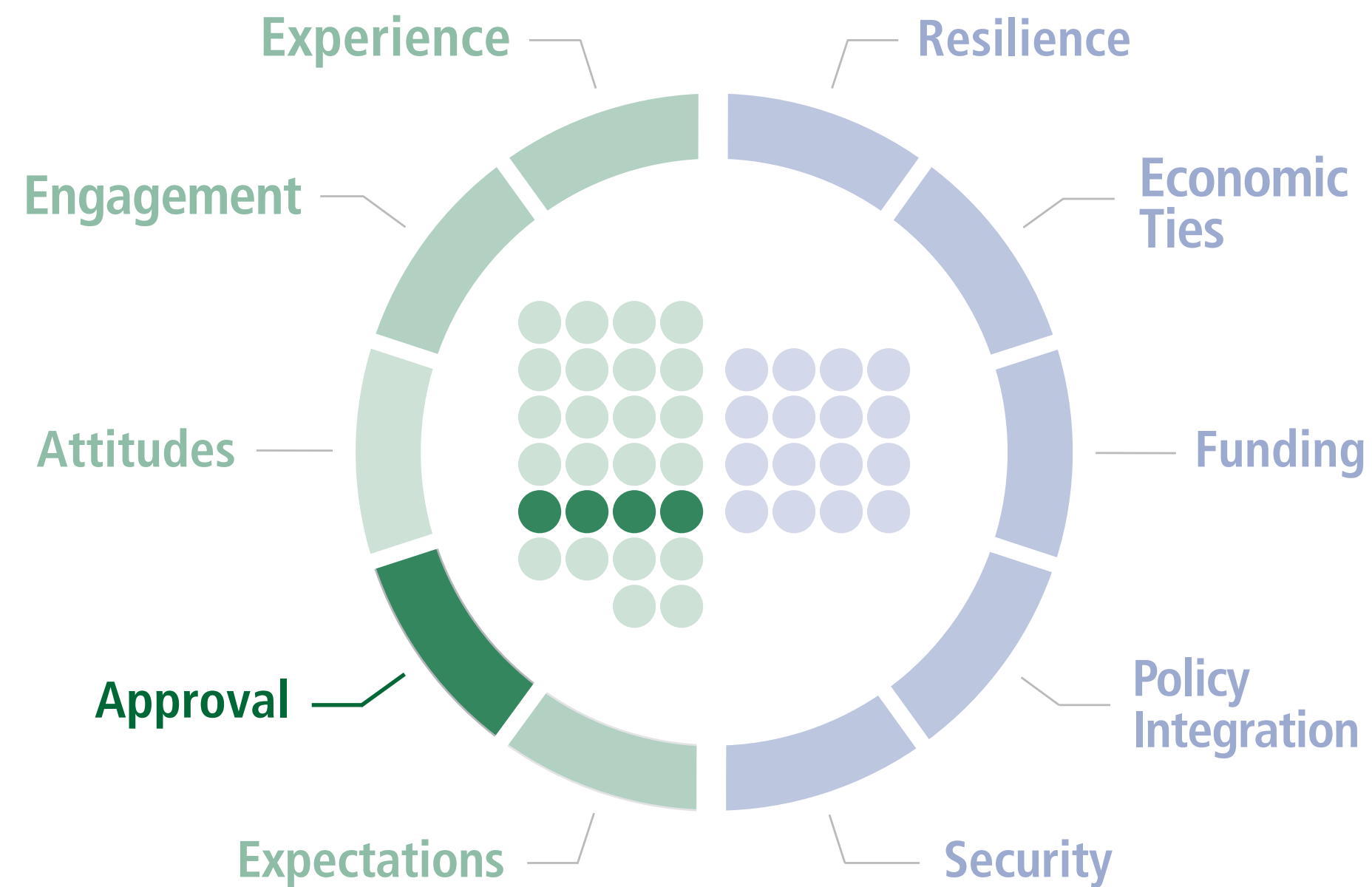
## ← EU Cohesion Monitor →

# Structural Cohesion

### ► Approval

<b>1</b>	<b>×</b>
<b>Factor</b>	<b>Economic and monetary union</b>
<b>Definition</b>	<b>Q: Are you for or against the European economic and monetary union?</b>
<b>Unit</b>	<b>Percent ('For')</b>
<b>Abbrev.</b>	<b>emu</b>
<b>Source</b>	<b>Eurobarometer</b>

– Premise –  
Positive views of the EU's policy output and of closer cooperation signal citizens' support for further European integration.



**×** Close Approval

### ► Resilience

- Disposable income
- Government debt
- Poverty
- Unemployment
- Income equality

### ► Economic Ties

- Trade in goods with the EU
- Trade in services with the EU
- Trade openness towards the EU

### ► Funding

- EU spending in country
- Contribution to the EU budget

### ► Policy Integration

- Number of opt-outs
- Single market transposition deficit
- Single market infringements

### ► Security

- Participation in multinational deployments
- Multinational commands and forces
- Multinational development and procurement

Download Monitor Data (Excel)

# Individual Cohesion

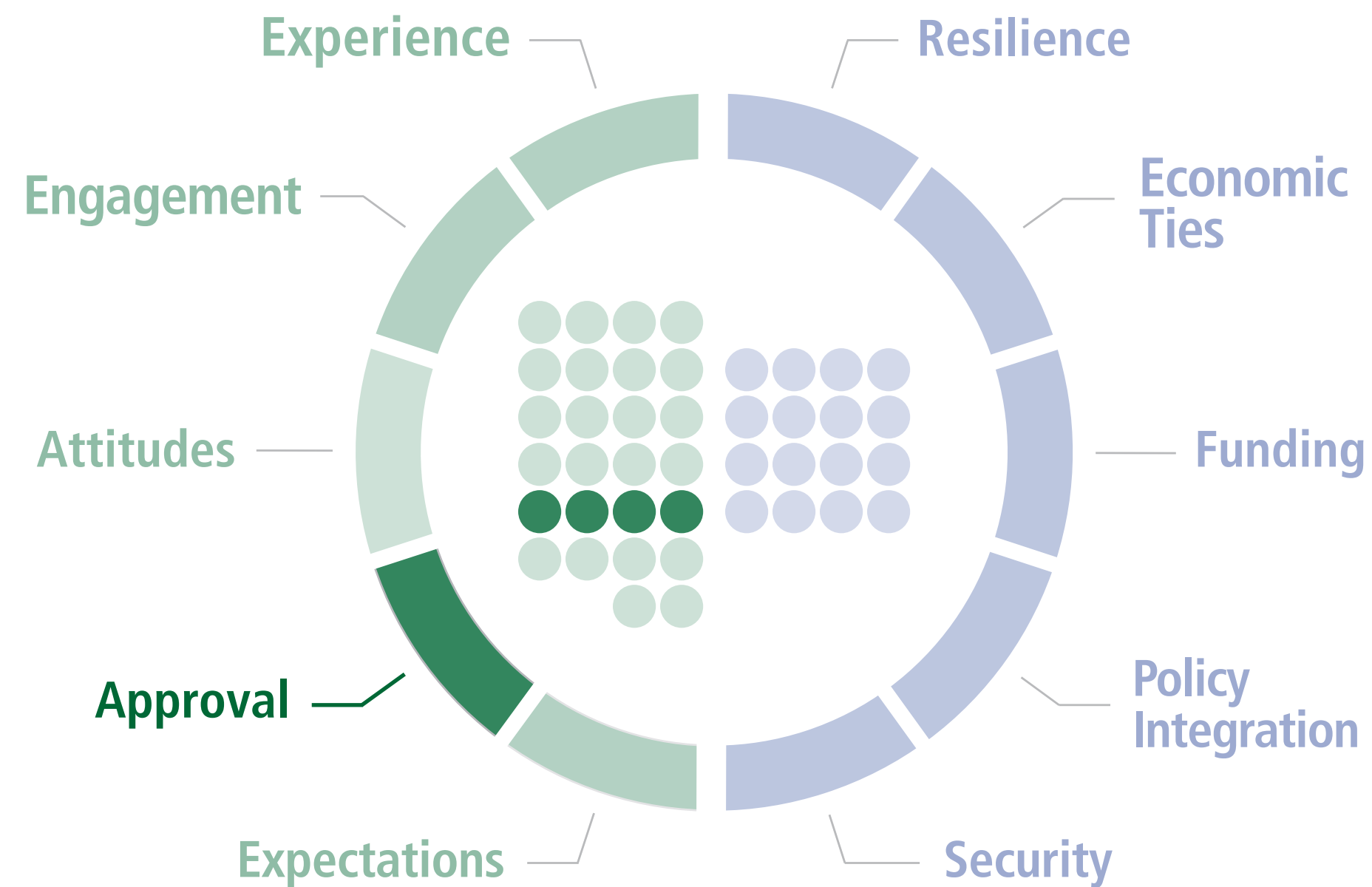
## ← EU Cohesion Monitor →

# Structural Cohesion

### ► Approval

<b>2</b>	<b>×</b>
<b>Factor</b>	Common foreign policy
<b>Definition</b>	Q: Are you for or against a common European foreign policy?
<b>Unit</b>	Percent ('For')
<b>Abbrev.</b>	cfsp
<b>Source</b>	Eurobarometer

– Premise –  
Positive views of the EU's policy output and of closer cooperation signal citizens' support for further European integration.



**×** Close Approval

### ► Resilience

- Disposable income
- Government debt
- Poverty
- Unemployment
- Income equality

### ► Economic Ties

- Trade in goods with the EU
- Trade in services with the EU
- Trade openness towards the EU

### ► Funding

- EU spending in country
- Contribution to the EU budget

### ► Policy Integration

- Number of opt-outs
- Single market transposition deficit
- Single market infringements

### ► Security

- Participation in multinational deployments
- Multinational commands and forces
- Multinational development and procurement

Download Monitor Data (Excel)



# Individual Cohesion

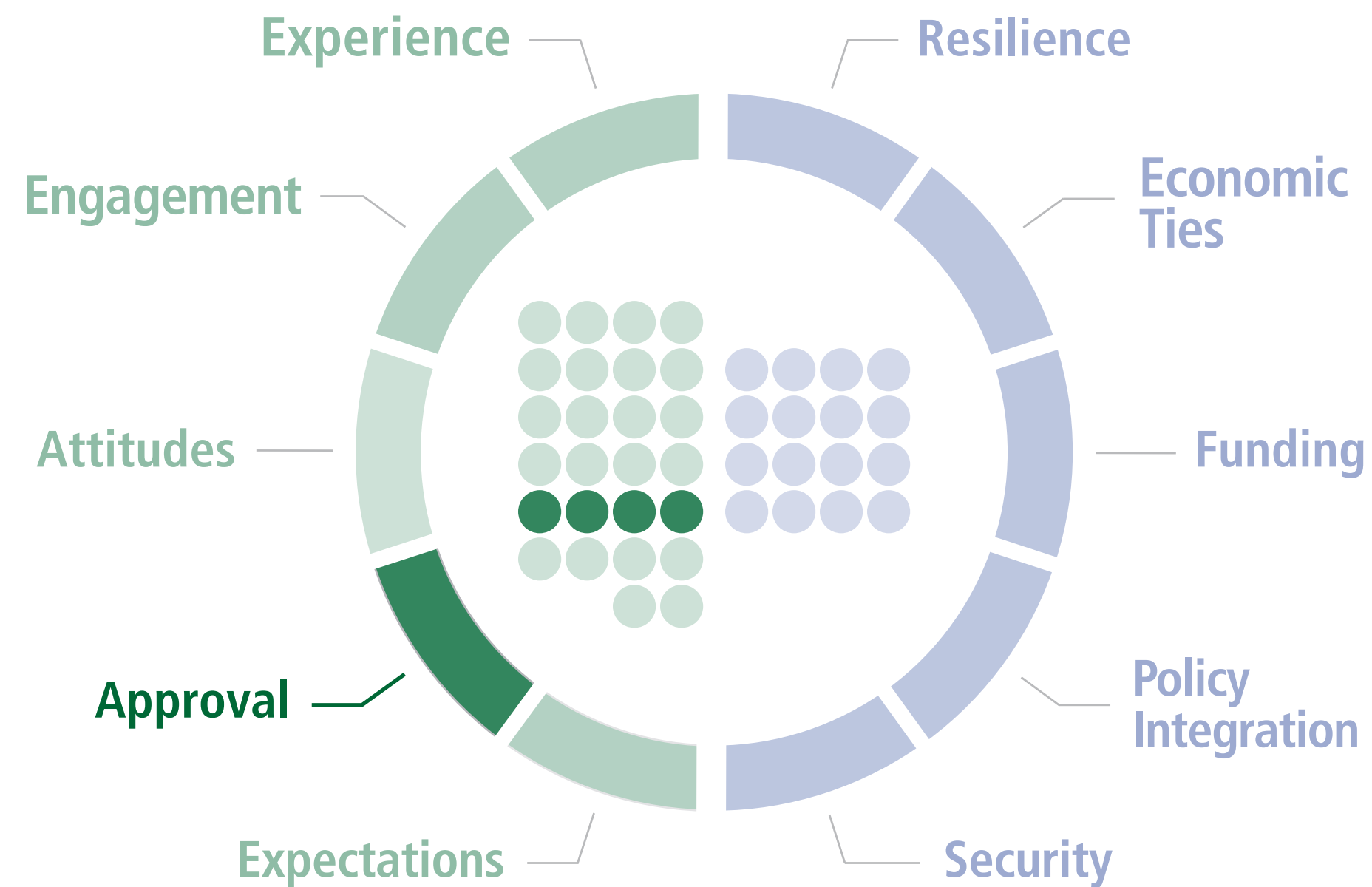
## ← EU Cohesion Monitor →

# Structural Cohesion

### ► Approval

<b>1</b>	<b>Economic and monetary union</b> <i>i</i>										
<b>2</b>	<b>Common foreign policy</b> <i>i</i>										
<b>3</b>	<div style="text-align: right;"><b>×</b></div> <table border="0"> <tr> <td><b>Factor</b></td> <td><b>Common defence and security</b></td> </tr> <tr> <td><b>Definition</b></td> <td><b>Q: Are you for or against a common European defence and security policy?</b></td> </tr> <tr> <td><b>Unit</b></td> <td><b>Percent ('For')</b></td> </tr> <tr> <td><b>Abbrev.</b></td> <td><b>defence</b></td> </tr> <tr> <td><b>Source</b></td> <td><b>Eurobarometer</b></td> </tr> </table>	<b>Factor</b>	<b>Common defence and security</b>	<b>Definition</b>	<b>Q: Are you for or against a common European defence and security policy?</b>	<b>Unit</b>	<b>Percent ('For')</b>	<b>Abbrev.</b>	<b>defence</b>	<b>Source</b>	<b>Eurobarometer</b>
<b>Factor</b>	<b>Common defence and security</b>										
<b>Definition</b>	<b>Q: Are you for or against a common European defence and security policy?</b>										
<b>Unit</b>	<b>Percent ('For')</b>										
<b>Abbrev.</b>	<b>defence</b>										
<b>Source</b>	<b>Eurobarometer</b>										

– Premise –  
Positive views of the EU's policy output and of closer cooperation signal citizens' support for further European integration.



× Close Approval

### ► Resilience

- Disposable income
- Government debt
- Poverty
- Unemployment
- Income equality

### ► Economic Ties

- Trade in goods with the EU
- Trade in services with the EU
- Trade openness towards the EU

### ► Funding

- EU spending in country
- Contribution to the EU budget

### ► Policy Integration

- Number of opt-outs
- Single market transposition deficit
- Single market infringements

### ► Security

- Participation in multinational deployments
- Multinational commands and forces
- Multinational development and procurement

📄 Download Monitor Data (Excel)

# Individual Cohesion

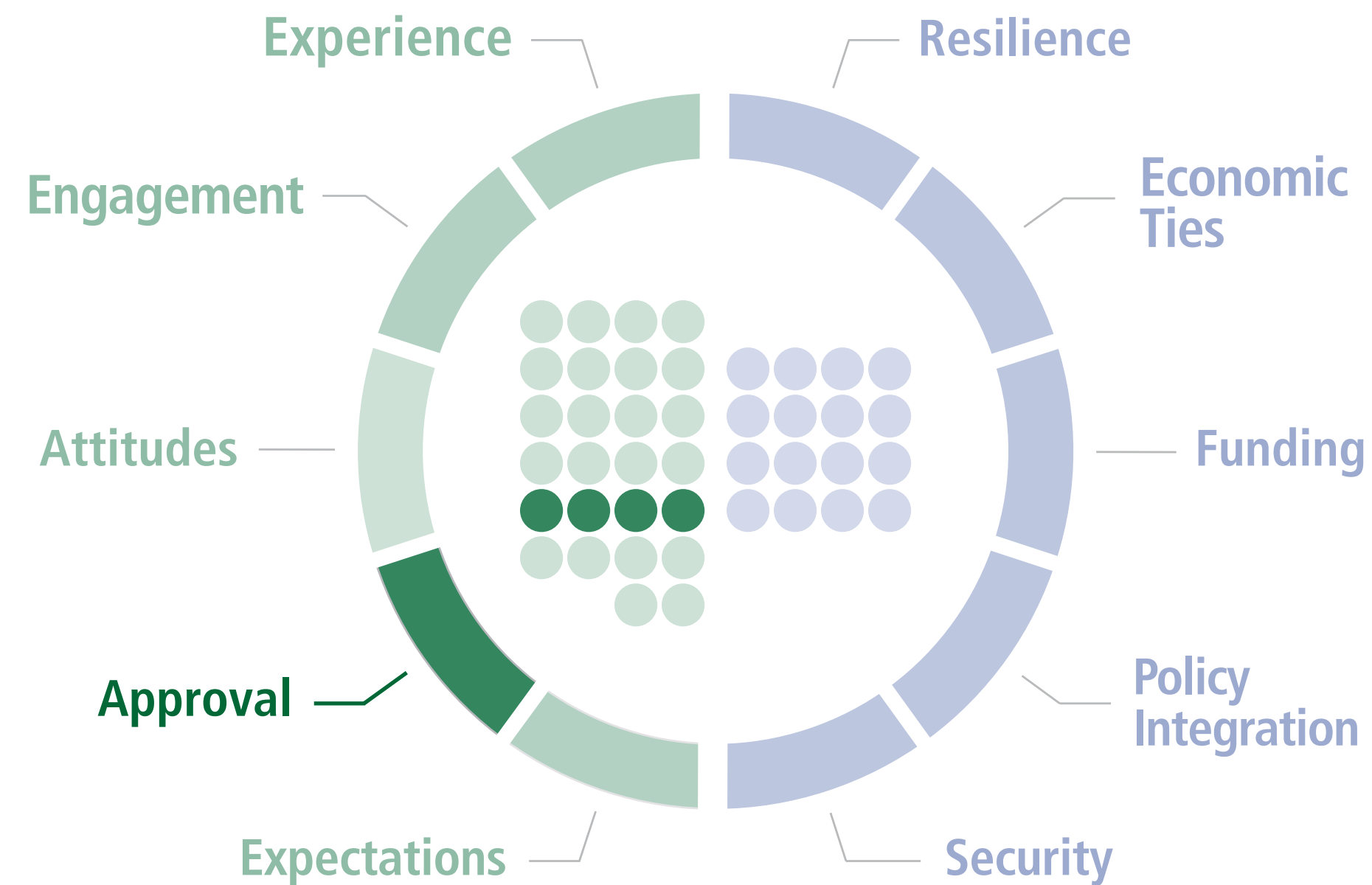
## ← EU Cohesion Monitor →

# Structural Cohesion

### ► Approval

<b>1</b>	<b>Economic and monetary union</b>	<i>i</i>
<b>2</b>	<b>Common foreign policy</b>	<i>i</i>
<b>4</b>	<b>Common migration policy</b>	<b>×</b>
<b>Factor</b>	<b>Common migration policy</b>	
<b>Definition</b>	<b>Q: Are you for or against a common European policy on migration?</b>	
<b>Unit</b>	<b>Percent ('For') migration</b>	
<b>Abbrev.</b>	<b>Eurobarometer</b>	
<b>Source</b>	<b>Eurobarometer</b>	

– Premise –  
Positive views of the EU's policy output and of closer cooperation signal citizens' support for further European integration.



### ► Resilience

- Disposable income
- Government debt
- Poverty
- Unemployment
- Income equality

### ► Economic Ties

- Trade in goods with the EU
- Trade in services with the EU
- Trade openness towards the EU

### ► Funding

- EU spending in country
- Contribution to the EU budget

### ► Policy Integration

- Number of opt-outs
- Single market transposition deficit
- Single market infringements

### ► Security

- Participation in multinational deployments
- Multinational commands and forces
- Multinational development and procurement

[Download Monitor Data \(Excel\)](#)

# Individual Cohesion

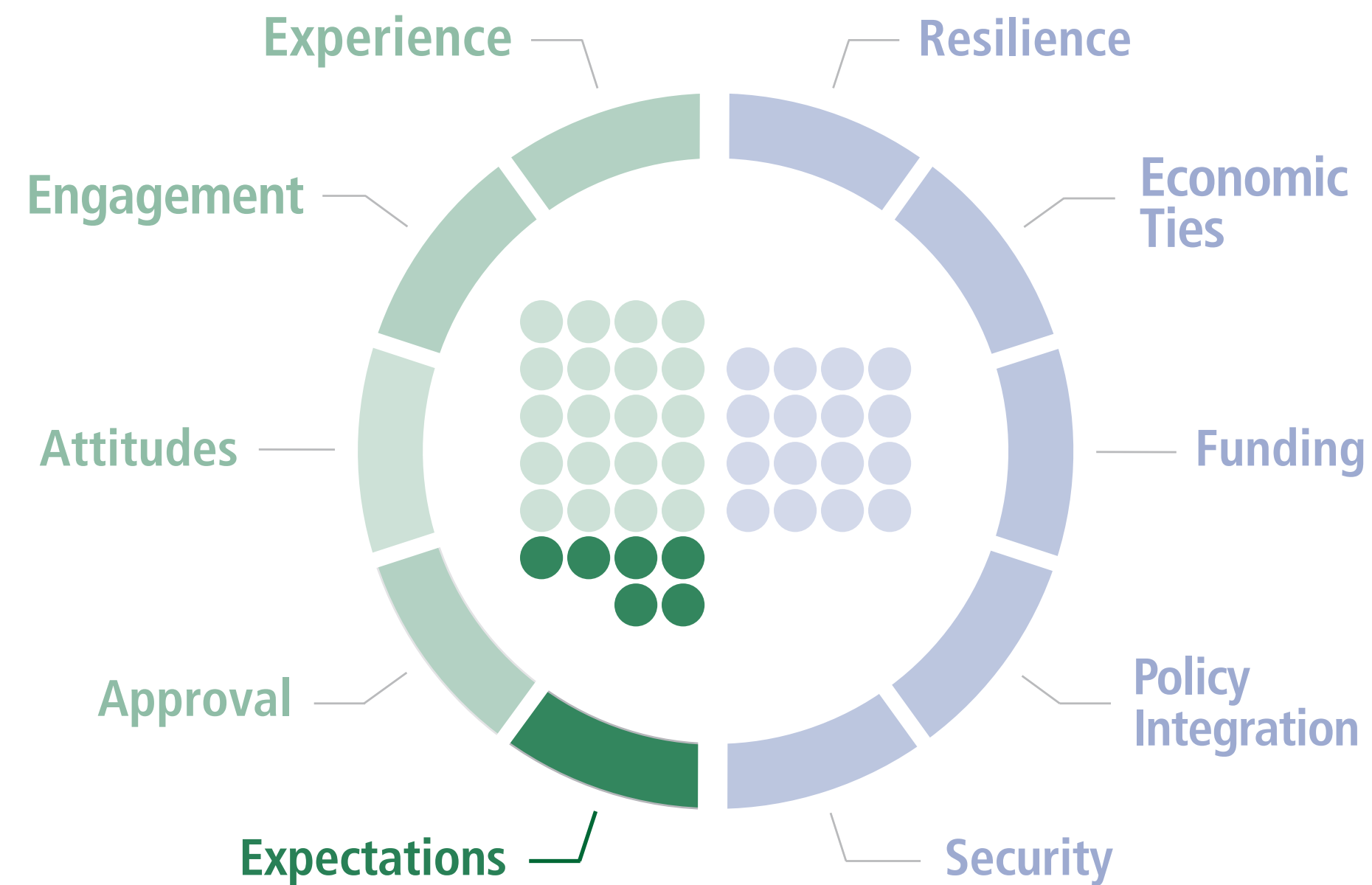
## ← EU Cohesion Monitor →

# Structural Cohesion

### ► Expectations



– Premise –  
A positive outlook on life and one's economic future increases the willingness to cooperate with others.



### ► Resilience

- Disposable income
- Government debt
- Poverty
- Unemployment
- Income equality

### ► Economic Ties

- Trade in goods with the EU
- Trade in services with the EU
- Trade openness towards the EU

### ► Funding

- EU spending in country
- Contribution to the EU budget

### ► Policy Integration

- Number of opt-outs
- Single market transposition deficit
- Single market infringements

### ► Security

- Participation in multinational deployments
- Multinational commands and forces
- Multinational development and procurement

✕ Close Expectations

📄 Download Monitor Data (Excel)

# Individual Cohesion

## ← EU Cohesion Monitor →

# Structural Cohesion

### ► Expectations

**1** ✕

**Factor** Life in general

**Definition** Q: What are your expectations for the next 12 months?

**Unit** Percent ('Better')  
**Abbrev.** life  
**Source** Eurobarometer

**5**

EU's economic situation

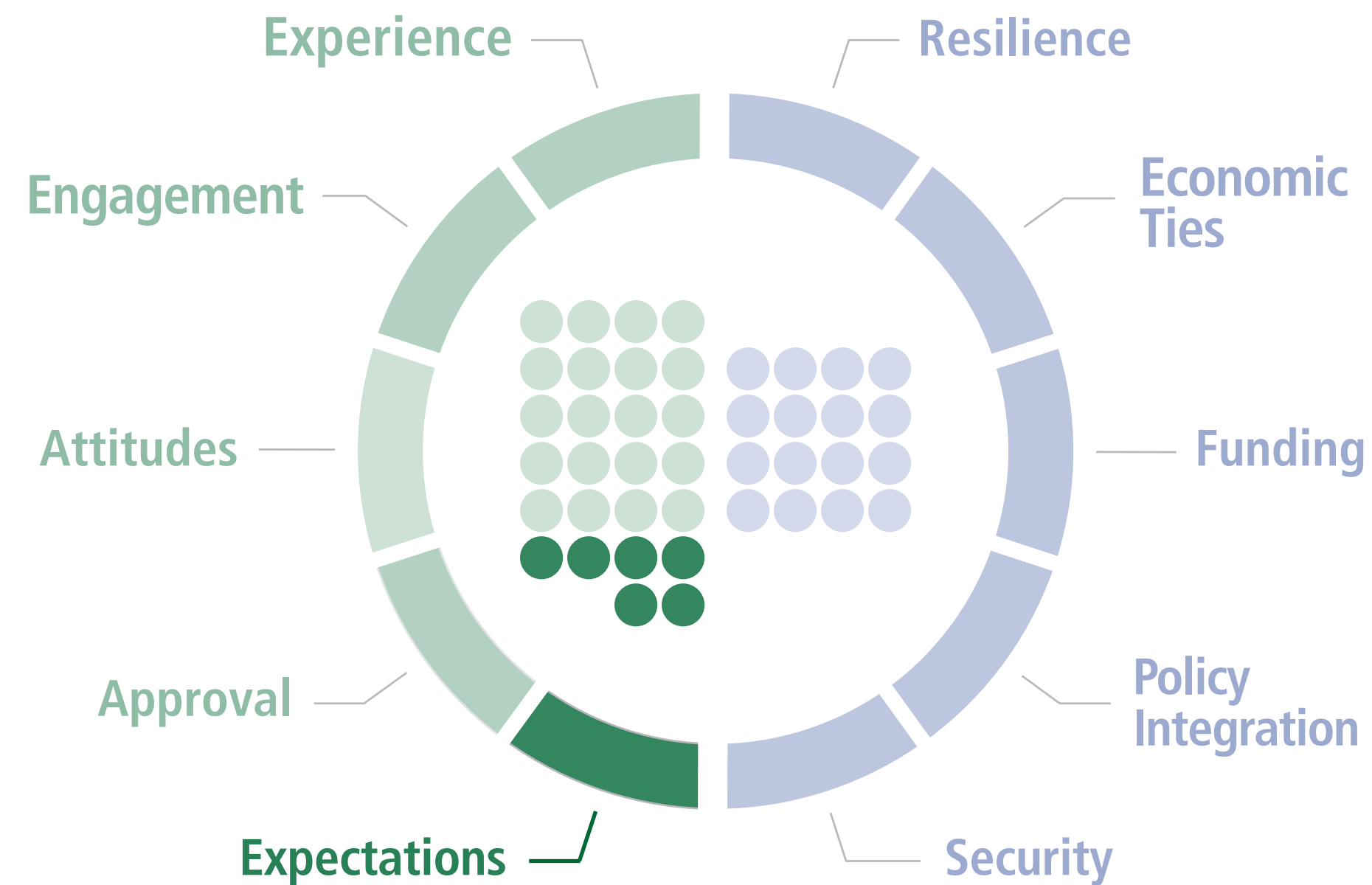
*i*

**6**

Optimism about EU's future

*i*

– Premise –  
 A positive outlook on life and one's economic future increases the willingness to cooperate with others.



✕ Close Expectations

### ► Resilience

- Disposable income
- Government debt
- Poverty
- Unemployment
- Income equality

### ► Economic Ties

- Trade in goods with the EU
- Trade in services with the EU
- Trade openness towards the EU

### ► Funding

- EU spending in country
- Contribution to the EU budget

### ► Policy Integration

- Number of opt-outs
- Single market transposition deficit
- Single market infringements

### ► Security

- Participation in multinational deployments
- Multinational commands and forces
- Multinational development and procurement

📄 Download Monitor Data (Excel)

# Individual Cohesion

## ← EU Cohesion Monitor →

# Structural Cohesion

### ► Expectations

2
✕

<b>Factor</b>	<b>Personal job situation</b>
<b>Definition</b>	<b>Q: What are your expectations for the next 12 months?</b>
<b>Unit</b>	<b>Percent ('Better')</b>
<b>Abbrev.</b>	<b>job</b>
<b>Source</b>	<b>Eurobarometer</b>

5

EU's economic situation

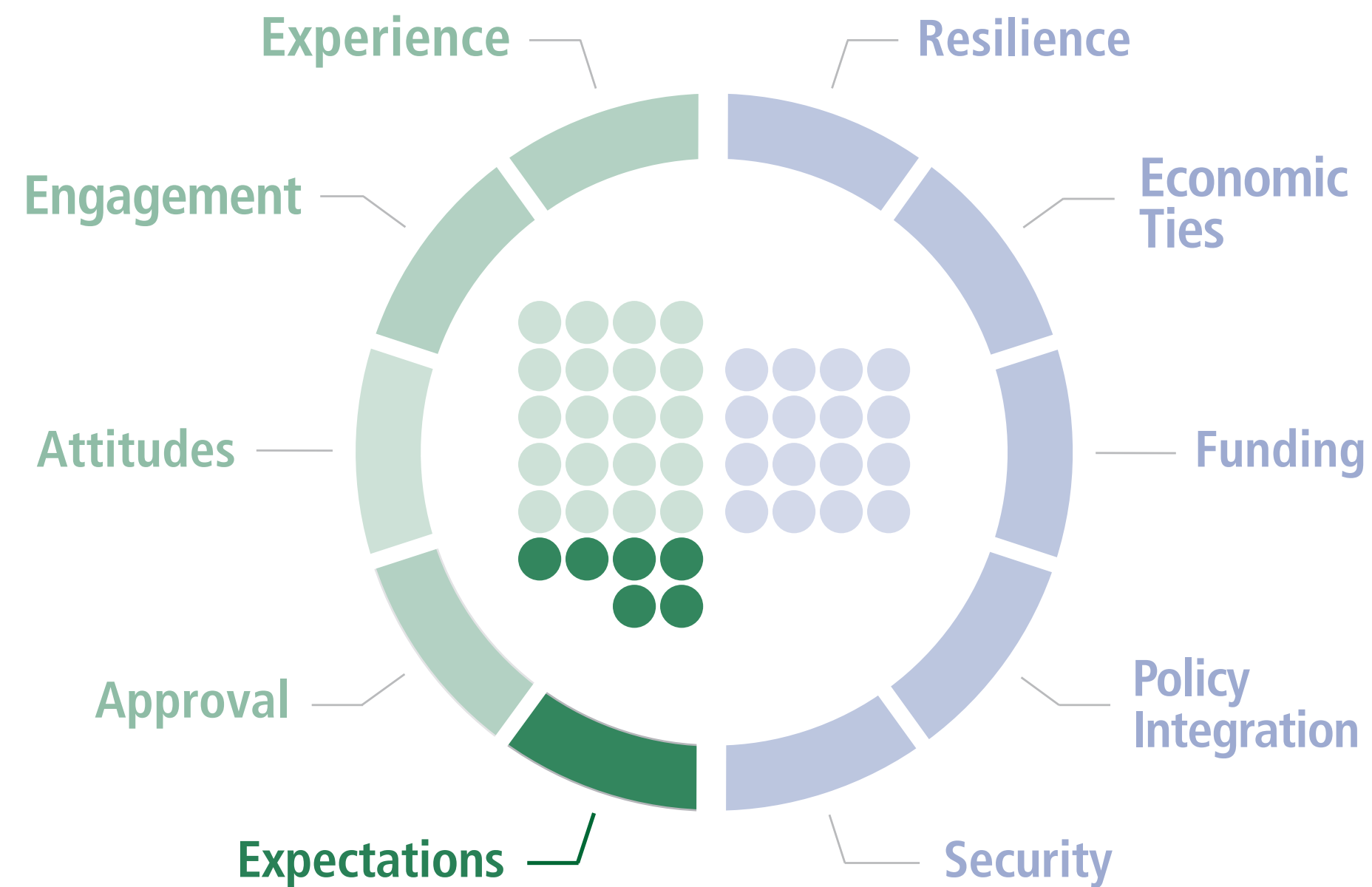
i

6

Optimism about EU's future

i

– Premise –  
**A positive outlook on life and one's economic future increases the willingness to cooperate with others.**



✕ Close Expectations

### ► Resilience

- Disposable income
- Government debt
- Poverty
- Unemployment
- Income equality

### ► Economic Ties

- Trade in goods with the EU
- Trade in services with the EU
- Trade openness towards the EU

### ► Funding

- EU spending in country
- Contribution to the EU budget

### ► Policy Integration

- Number of opt-outs
- Single market transposition deficit
- Single market infringements

### ► Security

- Participation in multinational deployments
- Multinational commands and forces
- Multinational development and procurement

📄 Download Monitor Data (Excel)

# Individual Cohesion

## ← EU Cohesion Monitor →

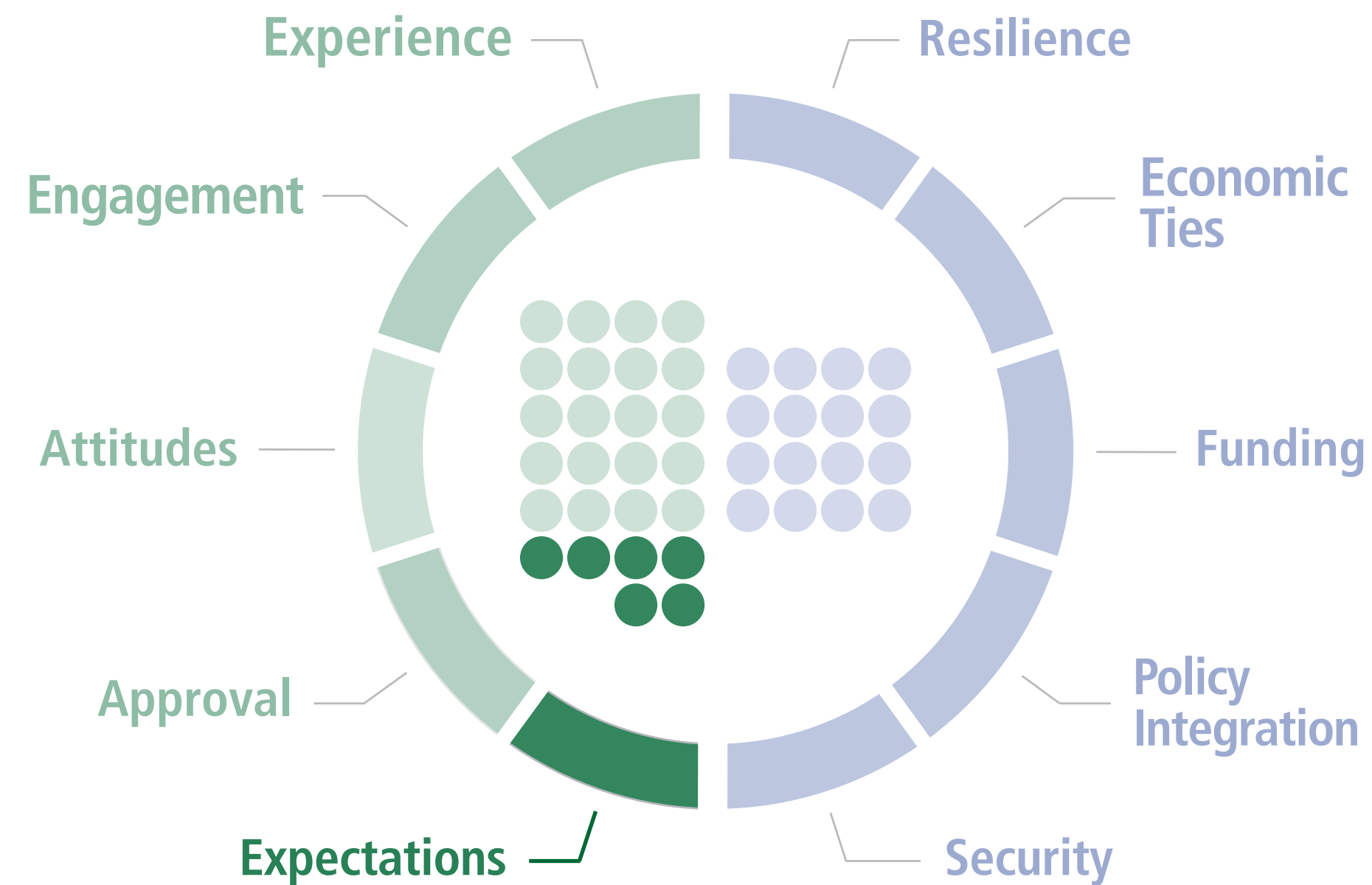
# Structural Cohesion

### ► Expectations

<b>1</b>	Life in general	<i>i</i>
<b>2</b>	Personal job situation	<i>i</i>
<b>3</b>	Household financial situation	<i>x</i>

<b>Factor</b>	Household financial situation
<b>Definition</b>	Q: What are your expectations for the next 12 months?
<b>Unit</b>	Percent ('Better')
<b>Abbrev.</b>	household
<b>Source</b>	Eurobarometer

– Premise –  
**A positive outlook on life and one's economic future increases the willingness to cooperate with others.**



*x* Close Expectations

### ► Resilience

- Disposable income
- Government debt
- Poverty
- Unemployment
- Income equality

### ► Economic Ties

- Trade in goods with the EU
- Trade in services with the EU
- Trade openness towards the EU

### ► Funding

- EU spending in country
- Contribution to the EU budget

### ► Policy Integration

- Number of opt-outs
- Single market transposition deficit
- Single market infringements

### ► Security

- Participation in multinational deployments
- Multinational commands and forces
- Multinational development and procurement

Download Monitor Data (Excel)

# Individual Cohesion

## ← EU Cohesion Monitor →

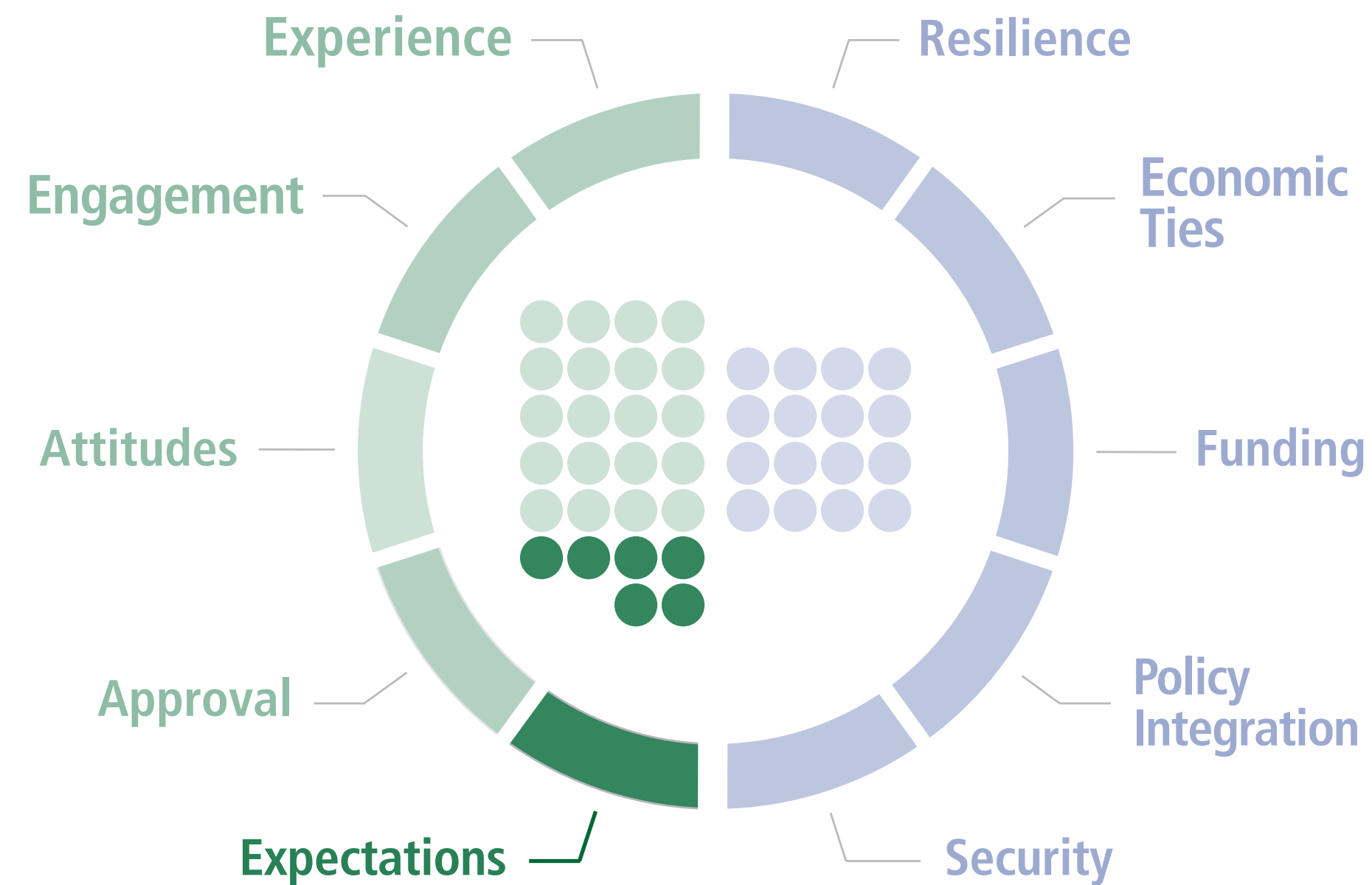
# Structural Cohesion

### ► Expectations

<b>1</b>	Life in general	<i>i</i>
<b>2</b>	Personal job situation	<i>i</i>
<b>4</b>	Country's economic situation	<b>X</b>

<b>Factor</b>	Country's economic situation
<b>Definition</b>	Q: What are your expectations for the next 12 months?
<b>Unit</b>	Percent ('Better')
<b>Abbrev.</b>	countryecon
<b>Source</b>	Eurobarometer

– Premise –  
A positive outlook on life and one's economic future increases the willingness to cooperate with others.



### ► Resilience

- Disposable income
- Government debt
- Poverty
- Unemployment
- Income equality

### ► Economic Ties

- Trade in goods with the EU
- Trade in services with the EU
- Trade openness towards the EU

### ► Funding

- EU spending in country
- Contribution to the EU budget

### ► Policy Integration

- Number of opt-outs
- Single market transposition deficit
- Single market infringements

### ► Security

- Participation in multinational deployments
- Multinational commands and forces
- Multinational development and procurement

**X** Close Expectations

Download Monitor Data (Excel)

# Individual Cohesion

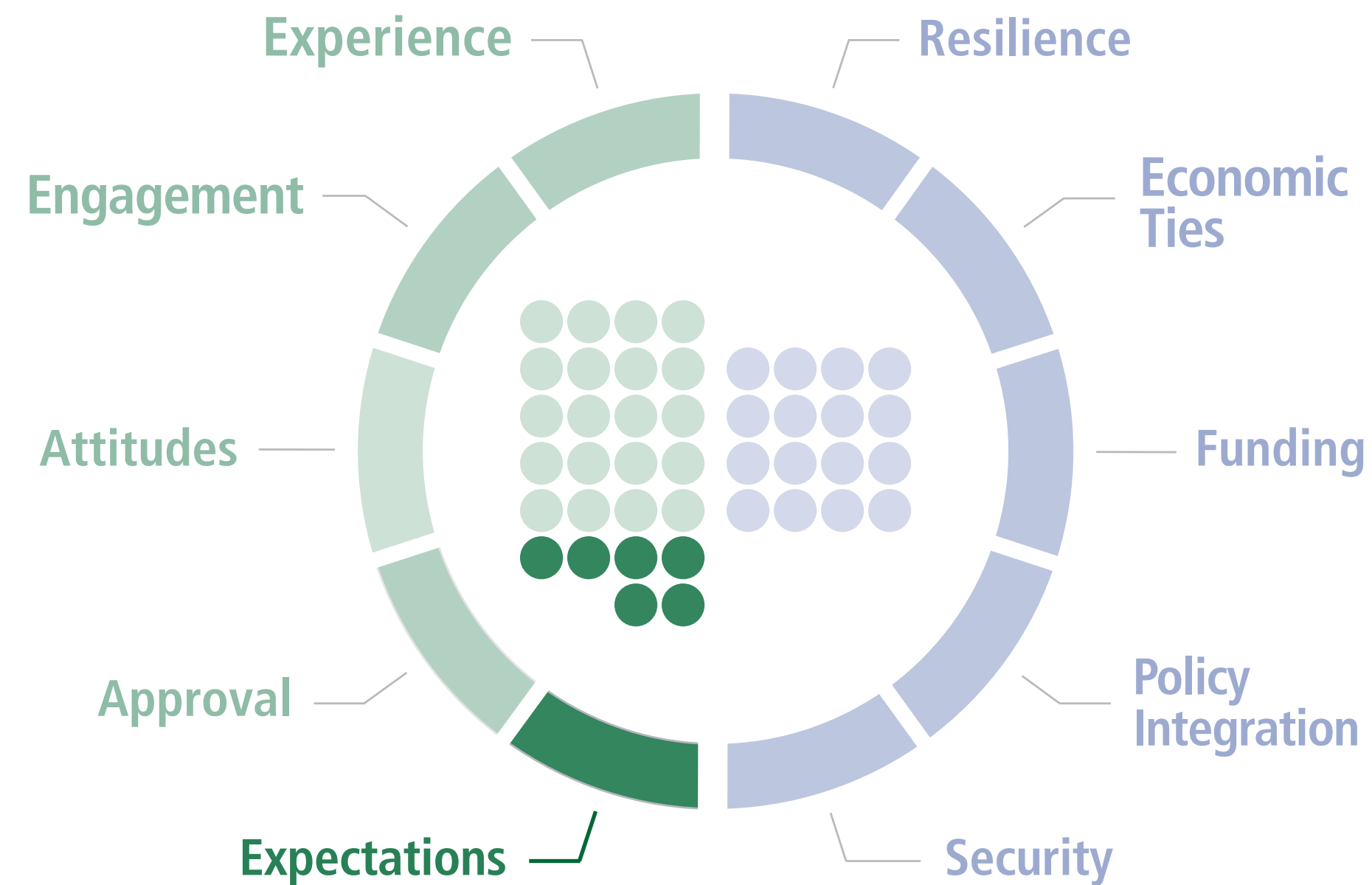
## ← EU Cohesion Monitor →

# Structural Cohesion

### ► Expectations

<b>1</b>	Life in general	<i>i</i>
<b>2</b>	Personal job situation	<i>i</i>
<b>3</b>	Household financial situation	<i>i</i>
<b>4</b>	Country's economic situation	<i>i</i>
<b>5</b>	<b>Factor</b> EU's economic situation	<b>X</b>
	<b>Definition</b> Q: What are your expectations for the next 12 months?	
	<b>Unit</b> Percent ('Better')	
	<b>Abbrev.</b> euecon	
	<b>Source</b> Eurobarometer	

– Premise –  
A positive outlook on life and one's economic future increases the willingness to cooperate with others.



**X** Close Expectations

### ► Resilience

- Disposable income
- Government debt
- Poverty
- Unemployment
- Income equality

### ► Economic Ties

- Trade in goods with the EU
- Trade in services with the EU
- Trade openness towards the EU

### ► Funding

- EU spending in country
- Contribution to the EU budget

### ► Policy Integration

- Number of opt-outs
- Single market transposition deficit
- Single market infringements

### ► Security

- Participation in multinational deployments
- Multinational commands and forces
- Multinational development and procurement

[Download Monitor Data \(Excel\)](#)



# Individual Cohesion

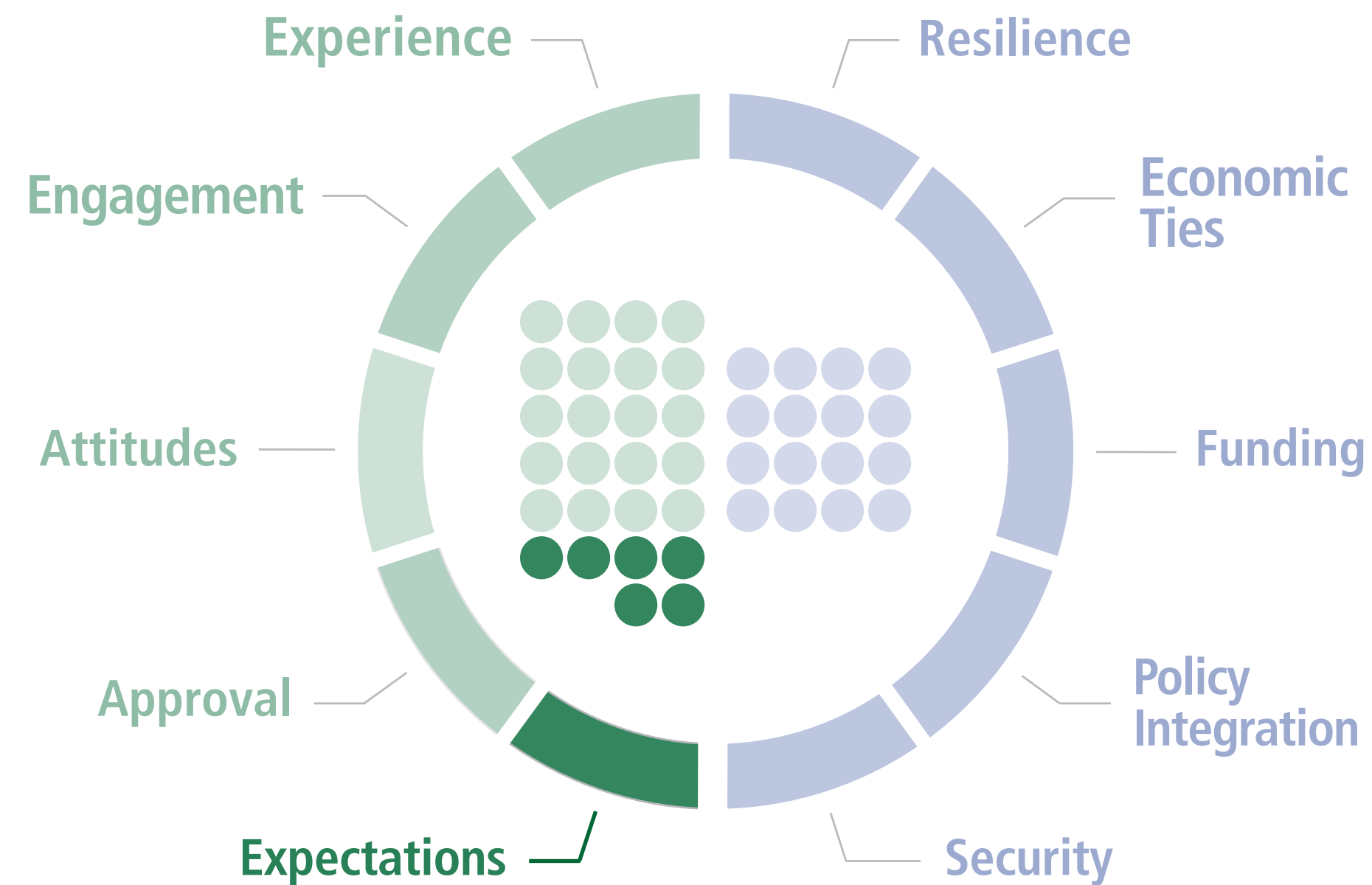
## ← EU Cohesion Monitor →

# Structural Cohesion

### ► Expectations

<b>1</b>	Life in general	<i>i</i>
<b>2</b>	Personal job situation	<i>i</i>
<b>3</b>	Household financial situation	<i>i</i>
<b>4</b>	Country's economic situation	<i>i</i>
<b>6</b>	<b>Factor</b> Optimism about EU's future	<b>X</b>
	<b>Definition</b> Q: How optimistic are you about the future of the EU?	
	<b>Unit</b> Percent (Total 'Optimistic')	
	<b>Abbrev.</b> euoptimism	
	<b>Source</b> Eurobarometer	

– Premise –  
A positive outlook on life and one's economic future increases the willingness to cooperate with others.



**X** Close Expectations

### ► Resilience

- Disposable income
- Government debt
- Poverty
- Unemployment
- Income equality

### ► Economic Ties

- Trade in goods with the EU
- Trade in services with the EU
- Trade openness towards the EU

### ► Funding

- EU spending in country
- Contribution to the EU budget

### ► Policy Integration

- Number of opt-outs
- Single market transposition deficit
- Single market infringements

### ► Security

- Participation in multinational deployments
- Multinational commands and forces
- Multinational development and procurement

Download Monitor Data (Excel)

# Individual Cohesion

# ← EU Cohesion Monitor →

# Structural Cohesion

## ► Experience

- Citizens of other EU countries
- Population living near EU border
- Visited another EU country
- Socialised with people from other EU countries
- Press freedom
- Participation in educational exchanges
- Non-EFTA neighbours

## ► Engagement

- Turnout in EP elections
- Votes for anti-EU parties in EP elections
- Votes for anti-EU parties in national elections

## ► Attitudes

- Trust in the European Union
- Image of the European Union
- National interests in the EU
- Perception of European identity
- Satisfaction with democracy in the EU
- Feeling of attachment to the EU

## ► Approval

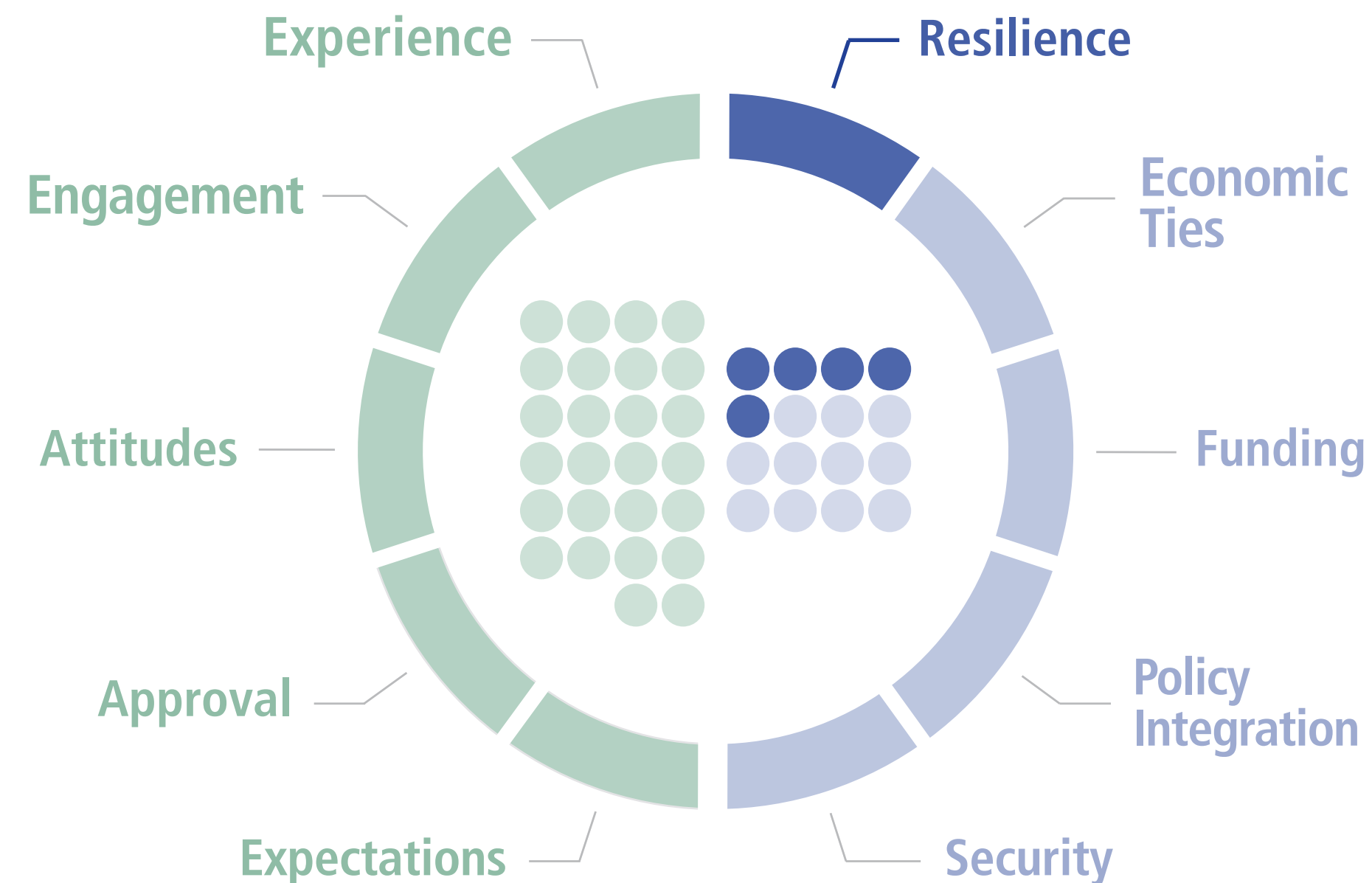
- Economic and monetary union
- Common foreign policy
- Common defence and security
- Common migration policy

## ► Expectations

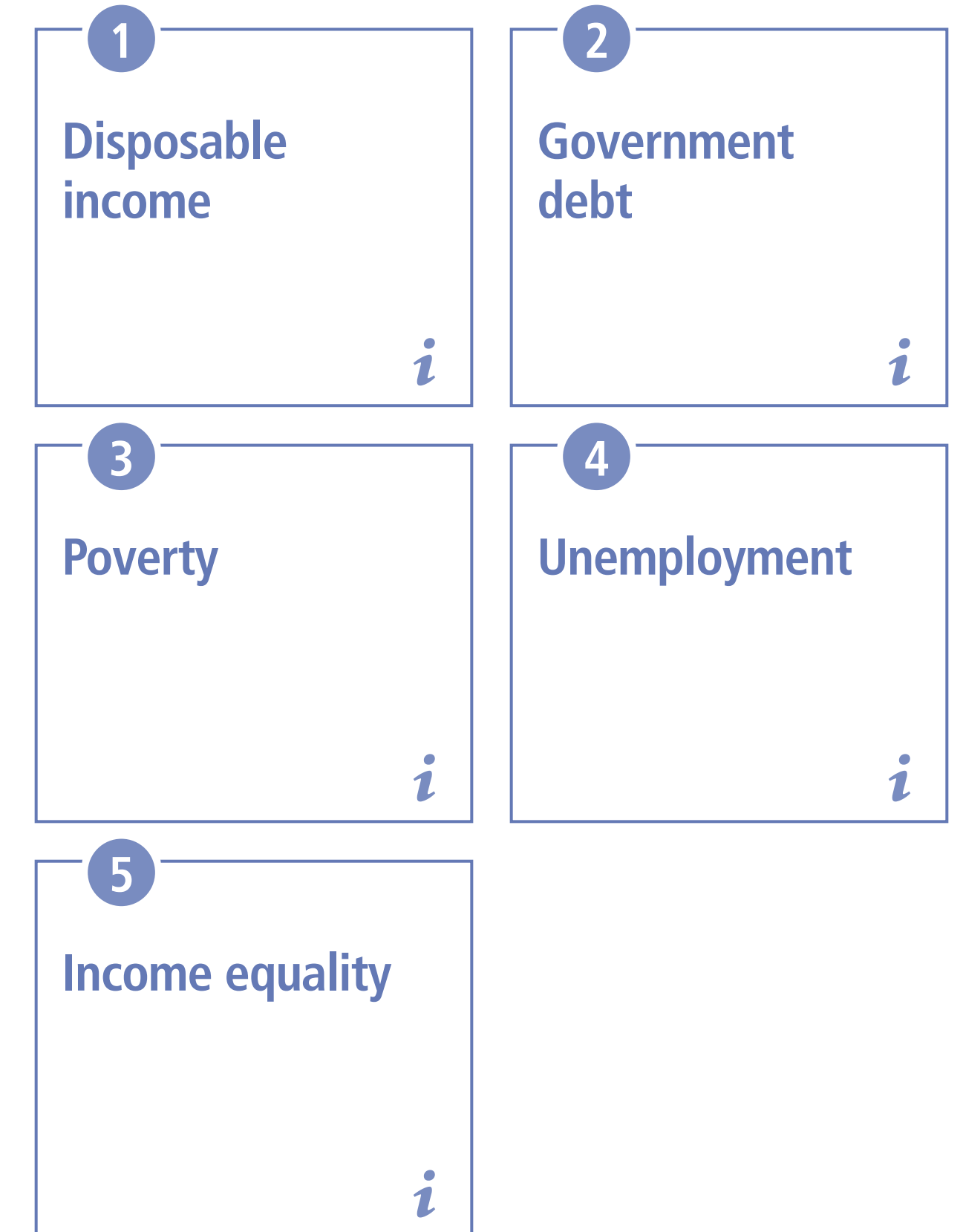
- Life in general
- Personal job situation
- Household financial situation
- Country's economic situation
- EU's economic situation
- Optimism about EU's future

– Premise –

**Societies that are prosperous and free of conflicts resulting from inequality are more inclined to cooperate with others.**



## ► Resilience



Close Resilience ✕

Download Monitor Data (Excel)

# Individual Cohesion

# ← EU Cohesion Monitor →

# Structural Cohesion

## ► Experience

- Citizens of other EU countries
- Population living near EU border
- Visited another EU country
- Socialised with people from other EU countries
- Press freedom
- Participation in educational exchanges
- Non-EFTA neighbours

## ► Engagement

- Turnout in EP elections
- Votes for anti-EU parties in EP elections
- Votes for anti-EU parties in national elections

## ► Attitudes

- Trust in the European Union
- Image of the European Union
- National interests in the EU
- Perception of European identity
- Satisfaction with democracy in the EU
- Feeling of attachment to the EU

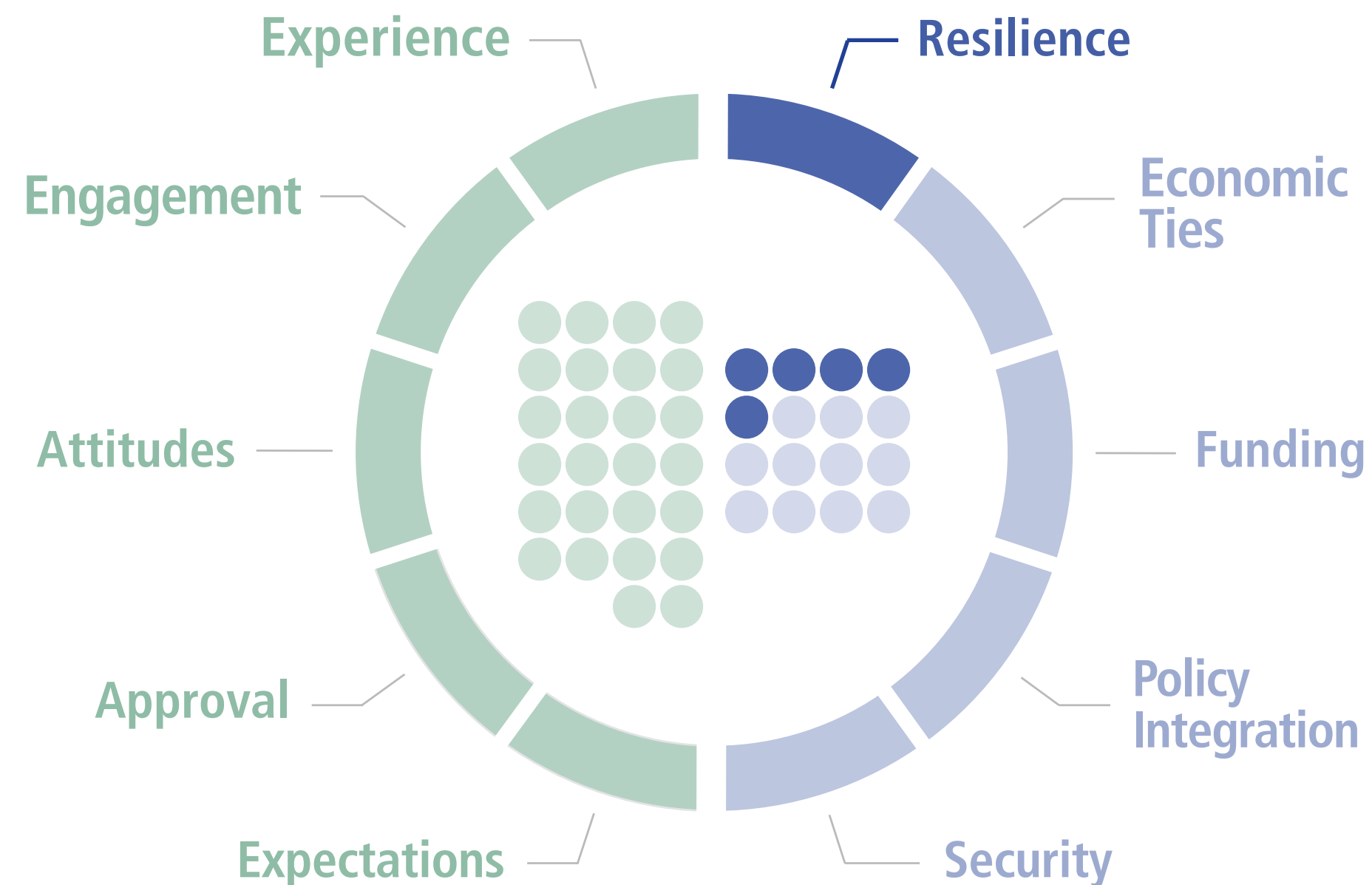
## ► Approval

- Economic and monetary union
- Common foreign policy
- Common defence and security
- Common migration policy

## ► Expectations

- Life in general
- Personal job situation
- Household financial situation
- Country's economic situation
- EU's economic situation
- Optimism about EU's future

– Premise –  
**Societies that are prosperous and free of conflicts resulting from inequality are more inclined to cooperate with others.**



Close Resilience ✕

## ► Resilience

<b>1</b>	<b>Factor</b>	<b>Disposable income</b>	✕
	<b>Definition</b>	<b>Adjusted gross disposable income of households per capita</b>	
	<b>Unit Abbrev. Source</b>	<b>Euro income Eurostat, sdg_10_20</b>	

<b>5</b>	<b>Income equality</b>	<i>i</i>
----------	------------------------	----------

Download Monitor Data (Excel)

# Individual Cohesion

# ← EU Cohesion Monitor →

# Structural Cohesion

## ▶ Experience

- Citizens of other EU countries
- Population living near EU border
- Visited another EU country
- Socialised with people from other EU countries
- Press freedom
- Participation in educational exchanges
- Non-EFTA neighbours

## ▶ Engagement

- Turnout in EP elections
- Votes for anti-EU parties in EP elections
- Votes for anti-EU parties in national elections

## ▶ Attitudes

- Trust in the European Union
- Image of the European Union
- National interests in the EU
- Perception of European identity
- Satisfaction with democracy in the EU
- Feeling of attachment to the EU

## ▶ Approval

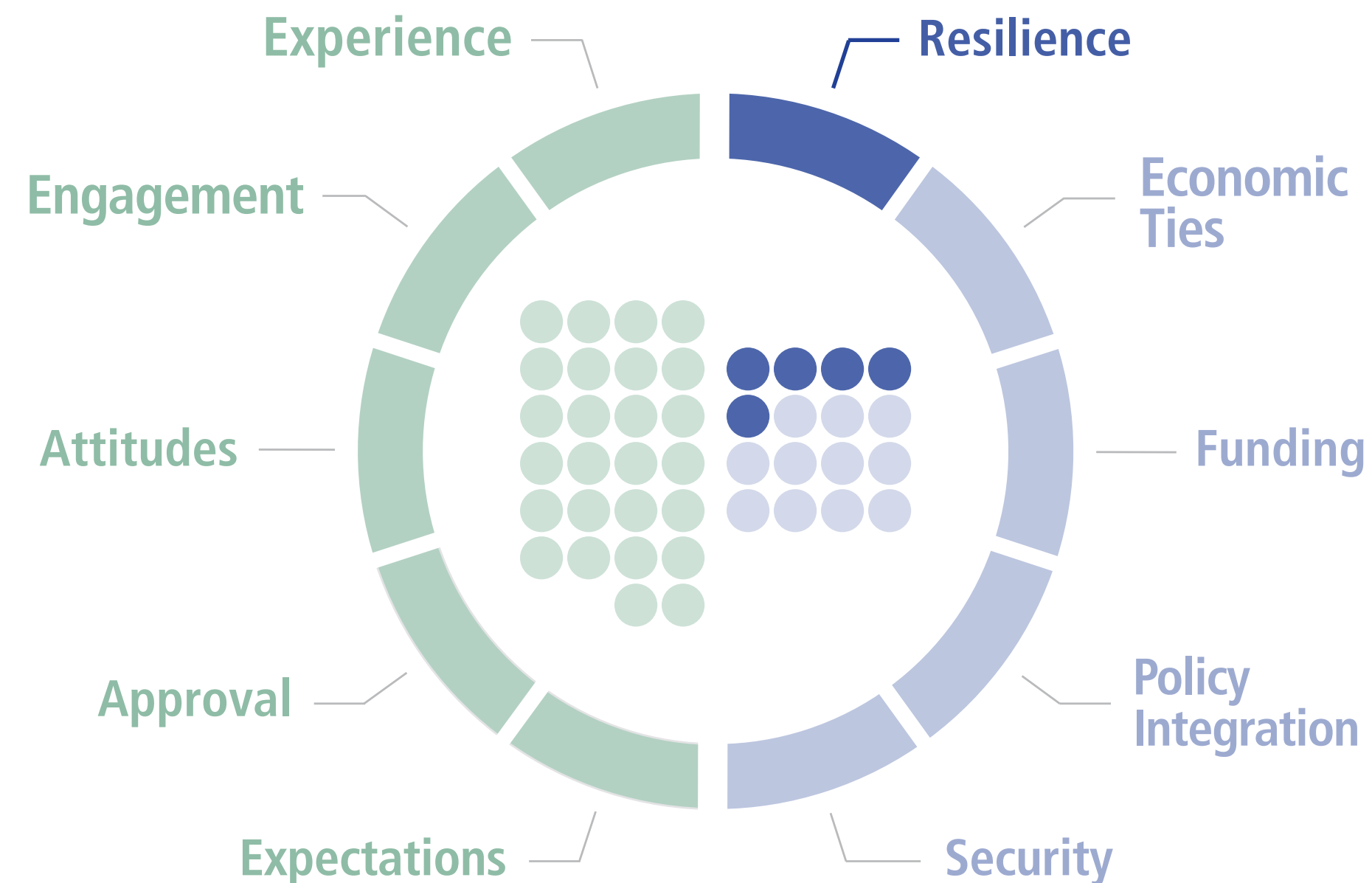
- Economic and monetary union
- Common foreign policy
- Common defence and security
- Common migration policy

## ▶ Expectations

- Life in general
- Personal job situation
- Household financial situation
- Country's economic situation
- EU's economic situation
- Optimism about EU's future

## ▶ Resilience

– Premise –  
**Societies that are prosperous and free of conflicts resulting from inequality are more inclined to cooperate with others.**



**2** ✕

<b>Factor</b>	<b>Government debt</b>
<b>Definition</b>	<b>General government gross debt to GDP</b>
<b>Unit</b>	<b>Percent</b>
<b>Abbrev.</b>	<b>debttogdp</b>
<b>Source</b>	<b>Eurostat, sdg_17_40</b>

**5**

<b>Income equality</b>
<i>i</i>

Close Resilience ✕

Download Monitor Data (Excel)

# Individual Cohesion

# ← EU Cohesion Monitor →

# Structural Cohesion

## ► Experience

- Citizens of other EU countries
- Population living near EU border
- Visited another EU country
- Socialised with people from other EU countries
- Press freedom
- Participation in educational exchanges
- Non-EFTA neighbours

## ► Engagement

- Turnout in EP elections
- Votes for anti-EU parties in EP elections
- Votes for anti-EU parties in national elections

## ► Attitudes

- Trust in the European Union
- Image of the European Union
- National interests in the EU
- Perception of European identity
- Satisfaction with democracy in the EU
- Feeling of attachment to the EU

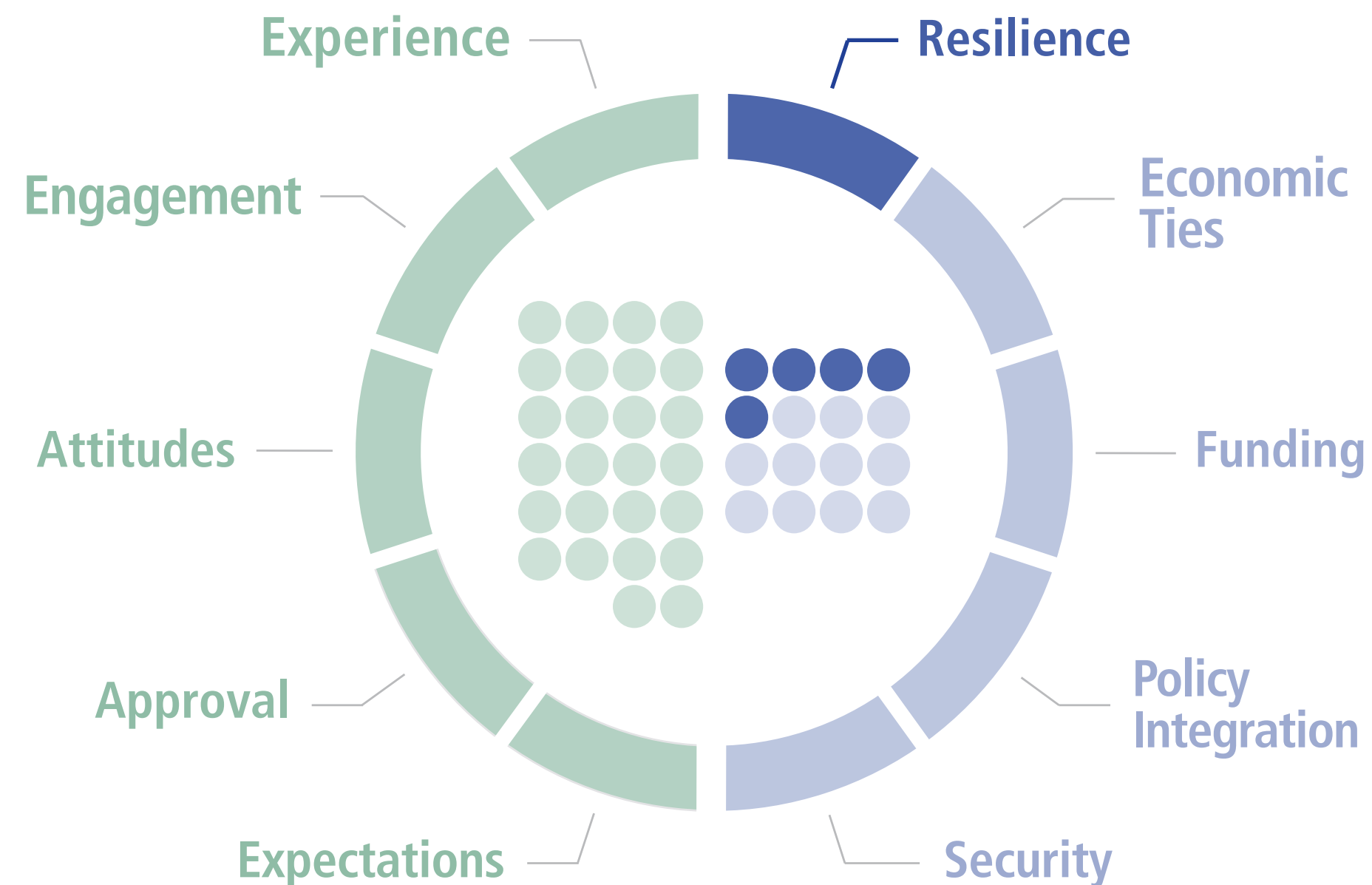
## ► Approval

- Economic and monetary union
- Common foreign policy
- Common defence and security
- Common migration policy

## ► Expectations

- Life in general
- Personal job situation
- Household financial situation
- Country's economic situation
- EU's economic situation
- Optimism about EU's future

– Premise –  
**Societies that are prosperous and free of conflicts resulting from inequality are more inclined to cooperate with others.**



Close Resilience ✕

## ► Resilience

1	Disposable income	<i>i</i>
2	Government debt	<i>i</i>
3	Factor	Poverty ✕
	Definition	People at risk of poverty or social exclusion
	Unit	Percent
	Abbrev.	atrisk
	Source	Eurostat, t2020_50

Download Monitor Data (Excel)

# Individual Cohesion

# ← EU Cohesion Monitor →

# Structural Cohesion

## ► Experience

- Citizens of other EU countries
- Population living near EU border
- Visited another EU country
- Socialised with people from other EU countries
- Press freedom
- Participation in educational exchanges
- Non-EFTA neighbours

## ► Engagement

- Turnout in EP elections
- Votes for anti-EU parties in EP elections
- Votes for anti-EU parties in national elections

## ► Attitudes

- Trust in the European Union
- Image of the European Union
- National interests in the EU
- Perception of European identity
- Satisfaction with democracy in the EU
- Feeling of attachment to the EU

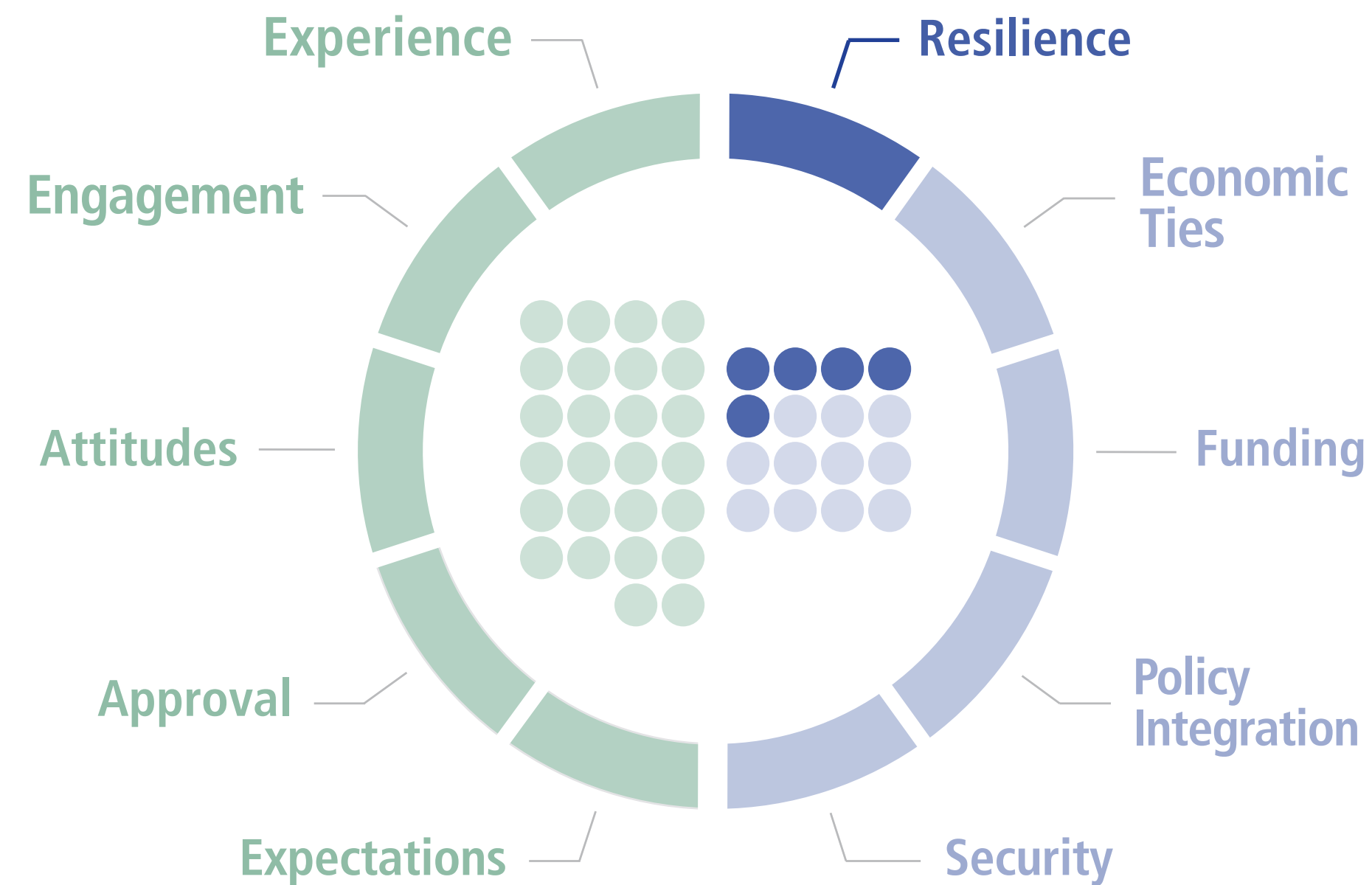
## ► Approval

- Economic and monetary union
- Common foreign policy
- Common defence and security
- Common migration policy

## ► Expectations

- Life in general
- Personal job situation
- Household financial situation
- Country's economic situation
- EU's economic situation
- Optimism about EU's future

– Premise –  
**Societies that are prosperous and free of conflicts resulting from inequality are more inclined to cooperate with others.**



Close Resilience ✕

## ► Resilience

1	Disposable income	<i>i</i>
2	Government debt	<i>i</i>
4	Factor	Unemployment ✕
	Definition	Annual average of active population
	Unit Abbrev. Source	Percent unemployment Eurostat, une_rt_a

Download Monitor Data (Excel)

# Individual Cohesion

# ← EU Cohesion Monitor →

# Structural Cohesion

## ► Experience

- Citizens of other EU countries
- Population living near EU border
- Visited another EU country
- Socialised with people from other EU countries
- Press freedom
- Participation in educational exchanges
- Non-EFTA neighbours

## ► Engagement

- Turnout in EP elections
- Votes for anti-EU parties in EP elections
- Votes for anti-EU parties in national elections

## ► Attitudes

- Trust in the European Union
- Image of the European Union
- National interests in the EU
- Perception of European identity
- Satisfaction with democracy in the EU
- Feeling of attachment to the EU

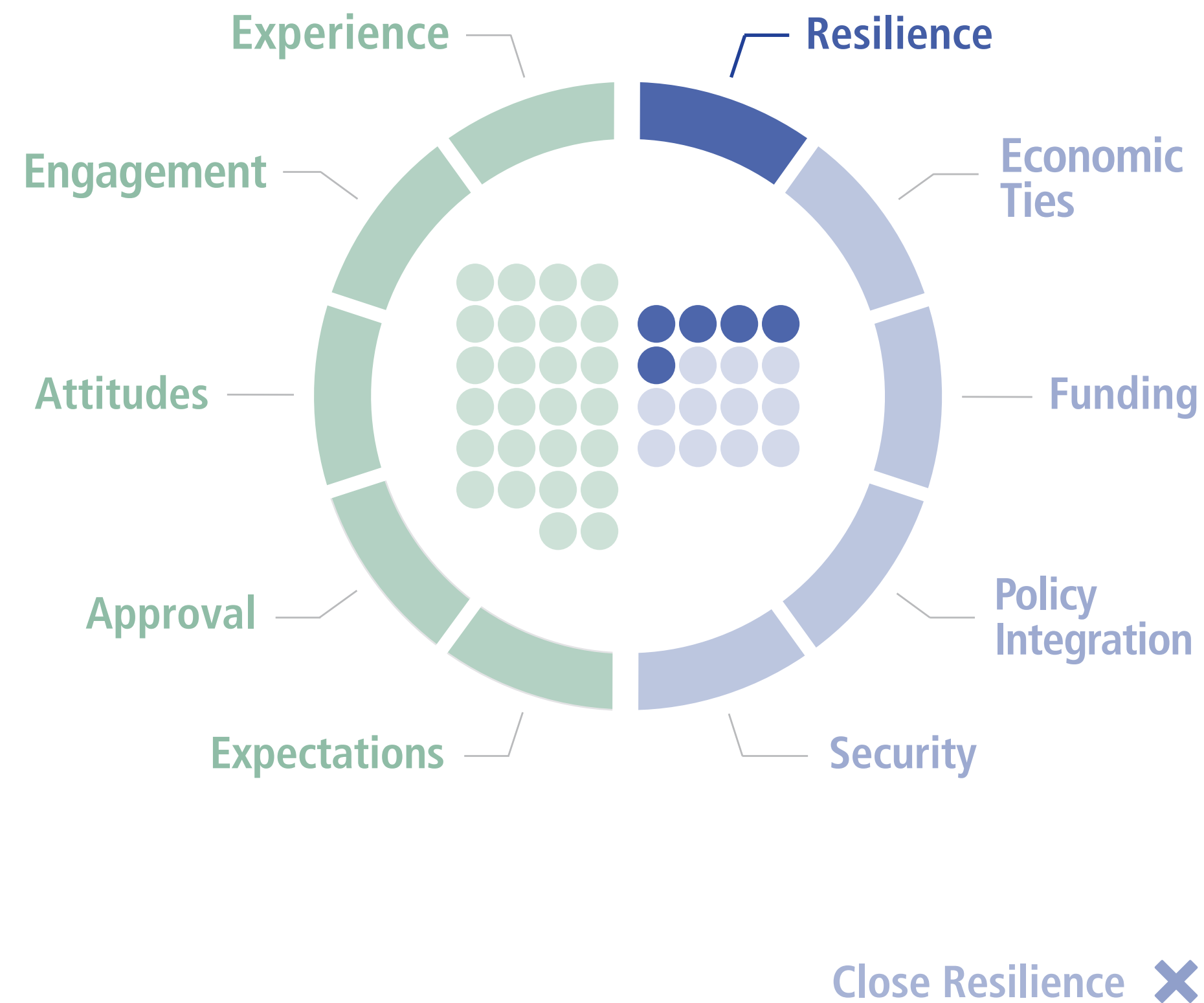
## ► Approval

- Economic and monetary union
- Common foreign policy
- Common defence and security
- Common migration policy

## ► Expectations

- Life in general
- Personal job situation
- Household financial situation
- Country's economic situation
- EU's economic situation
- Optimism about EU's future

– Premise –  
**Societies that are prosperous and free of conflicts resulting from inequality are more inclined to cooperate with others.**



## ► Resilience

1	Disposable income	<i>i</i>
2	Government debt	<i>i</i>
3	Poverty	<i>i</i>
4	Unemployment	<i>i</i>
5	Factor	Income Equality
	Definition	Gini coefficient of equivalised disposable income
	Unit	Scale from 0 to 100 points
	Abbrev.	gini
	Source	Eurostat, ilc_di12

# Individual Cohesion

# ← EU Cohesion Monitor →

# Structural Cohesion

## ► Experience

- Citizens of other EU countries
- Population living near EU border
- Visited another EU country
- Socialised with people from other EU countries
- Press freedom
- Participation in educational exchanges
- Non-EFTA neighbours

## ► Engagement

- Turnout in EP elections
- Votes for anti-EU parties in EP elections
- Votes for anti-EU parties in national elections

## ► Attitudes

- Trust in the European Union
- Image of the European Union
- National interests in the EU
- Perception of European identity
- Satisfaction with democracy in the EU
- Feeling of attachment to the EU

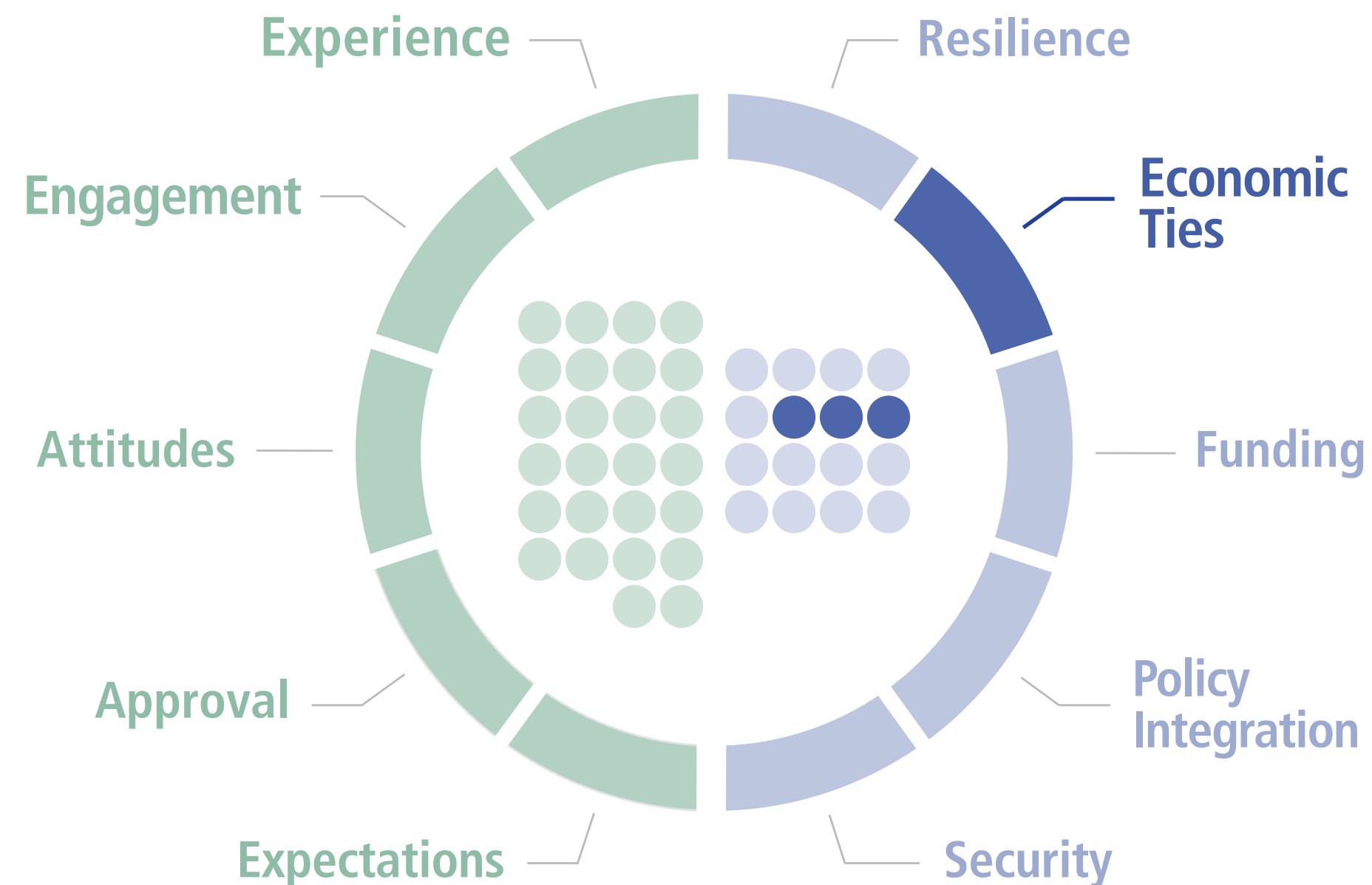
## ► Approval

- Economic and monetary union
- Common foreign policy
- Common defence and security
- Common migration policy

## ► Expectations

- Life in general
- Personal job situation
- Household financial situation
- Country's economic situation
- EU's economic situation
- Optimism about EU's future

– Premise –  
A high level of trade integration with other European economies increases a country's cohesion within the EU.



## ► Economic Ties



Close Economic Ties ✕

Download Monitor Data (Excel)



# Individual Cohesion

# ← EU Cohesion Monitor →

# Structural Cohesion

## ► Experience

- Citizens of other EU countries
- Population living near EU border
- Visited another EU country
- Socialised with people from other EU countries
- Press freedom
- Participation in educational exchanges
- Non-EFTA neighbours

## ► Engagement

- Turnout in EP elections
- Votes for anti-EU parties in EP elections
- Votes for anti-EU parties in national elections

## ► Attitudes

- Trust in the European Union
- Image of the European Union
- National interests in the EU
- Perception of European identity
- Satisfaction with democracy in the EU
- Feeling of attachment to the EU

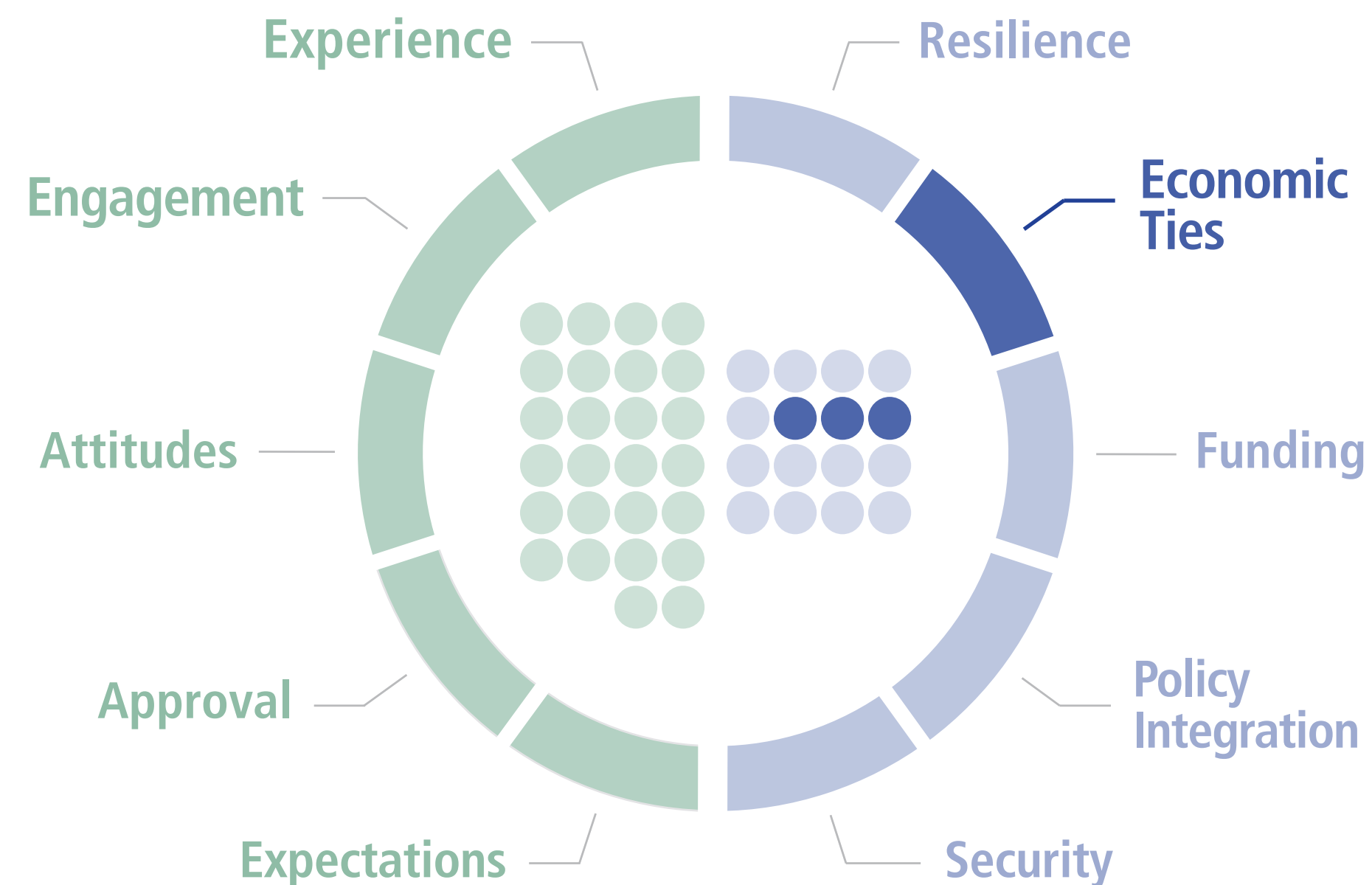
## ► Approval

- Economic and monetary union
- Common foreign policy
- Common defence and security
- Common migration policy

## ► Expectations

- Life in general
- Personal job situation
- Household financial situation
- Country's economic situation
- EU's economic situation
- Optimism about EU's future

– Premise –  
**A high level of trade integration with other European economies increases a country's cohesion within the EU.**



Close Economic Ties ✕

## ► Economic Ties

<b>1</b>		<b>✕</b>
<b>Factor</b>	<b>Trade in goods with the EU</b>	
<b>Definition</b>	<b>Share of exports and imports to global trade</b>	
<b>Unit</b>	<b>Percent</b>	
<b>Abbrev.</b>	<b>tradegoods</b>	
<b>Source</b>	<b>Eurostat, ext_lt_intratrd</b>	

Download Monitor Data (Excel)

# Individual Cohesion

# ← EU Cohesion Monitor →

# Structural Cohesion

## ► Experience

- Citizens of other EU countries
- Population living near EU border
- Visited another EU country
- Socialised with people from other EU countries
- Press freedom
- Participation in educational exchanges
- Non-EFTA neighbours

## ► Engagement

- Turnout in EP elections
- Votes for anti-EU parties in EP elections
- Votes for anti-EU parties in national elections

## ► Attitudes

- Trust in the European Union
- Image of the European Union
- National interests in the EU
- Perception of European identity
- Satisfaction with democracy in the EU
- Feeling of attachment to the EU

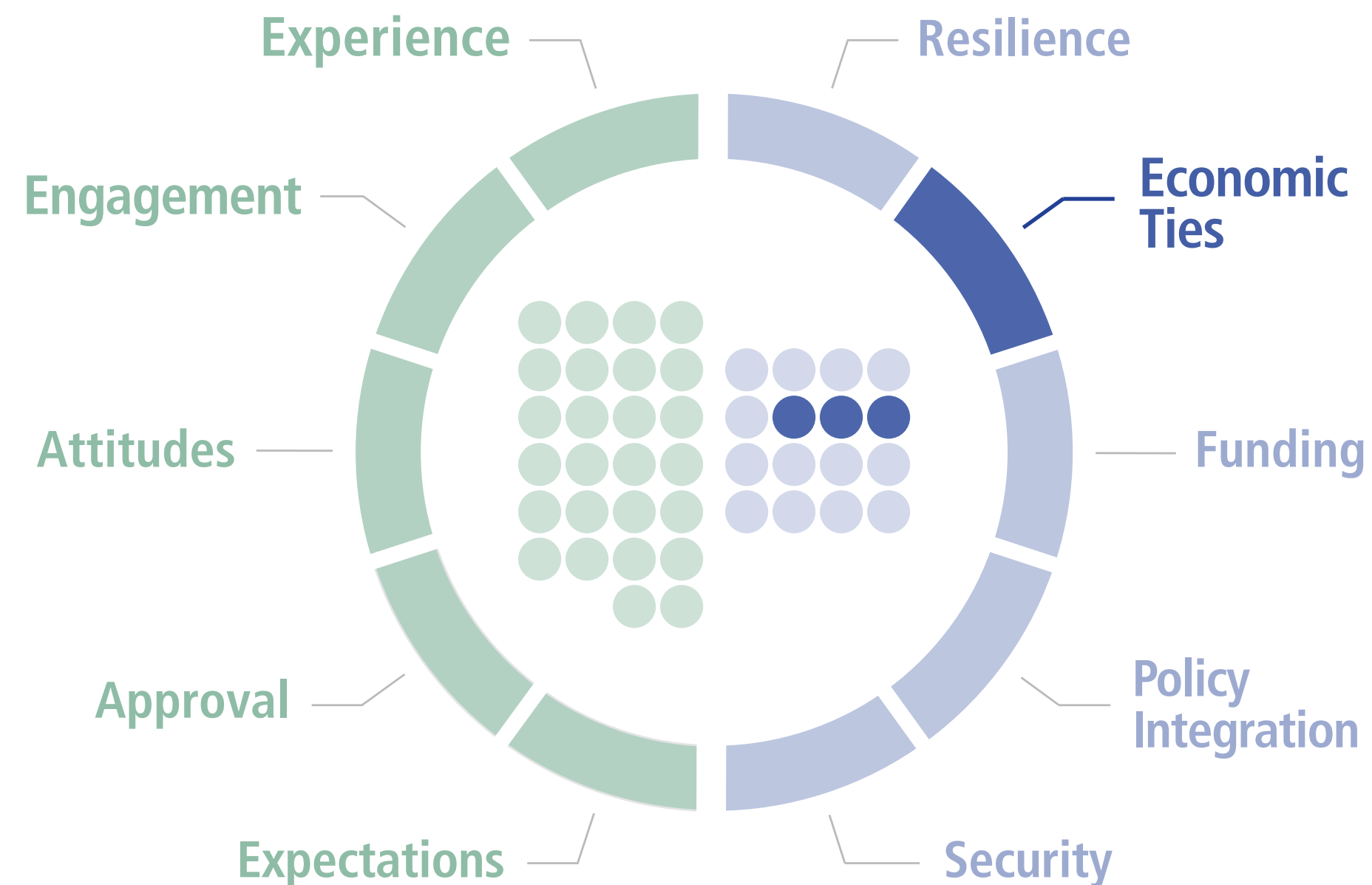
## ► Approval

- Economic and monetary union
- Common foreign policy
- Common defence and security
- Common migration policy

## ► Expectations

- Life in general
- Personal job situation
- Household financial situation
- Country's economic situation
- EU's economic situation
- Optimism about EU's future

– Premise –  
**A high level of trade integration with other European economies increases a country's cohesion within the EU.**



Close Economic Ties ✕

## ► Economic Ties

<b>2</b>	<b>✕</b>
<b>Factor</b>	<b>Trade in services with the EU</b>
<b>Definition</b>	<b>Share of credit and debit to global trade</b>
<b>Unit</b>	<b>Percent</b>
<b>Abbrev.</b>	<b>tradeservices</b>
<b>Source</b>	<b>Eurostat, bop_its6_tot</b>

Download Monitor Data (Excel)

# Individual Cohesion

# ← EU Cohesion Monitor →

# Structural Cohesion

## ► Experience

- Citizens of other EU countries
- Population living near EU border
- Visited another EU country
- Socialised with people from other EU countries
- Press freedom
- Participation in educational exchanges
- Non-EFTA neighbours

## ► Engagement

- Turnout in EP elections
- Votes for anti-EU parties in EP elections
- Votes for anti-EU parties in national elections

## ► Attitudes

- Trust in the European Union
- Image of the European Union
- National interests in the EU
- Perception of European identity
- Satisfaction with democracy in the EU
- Feeling of attachment to the EU

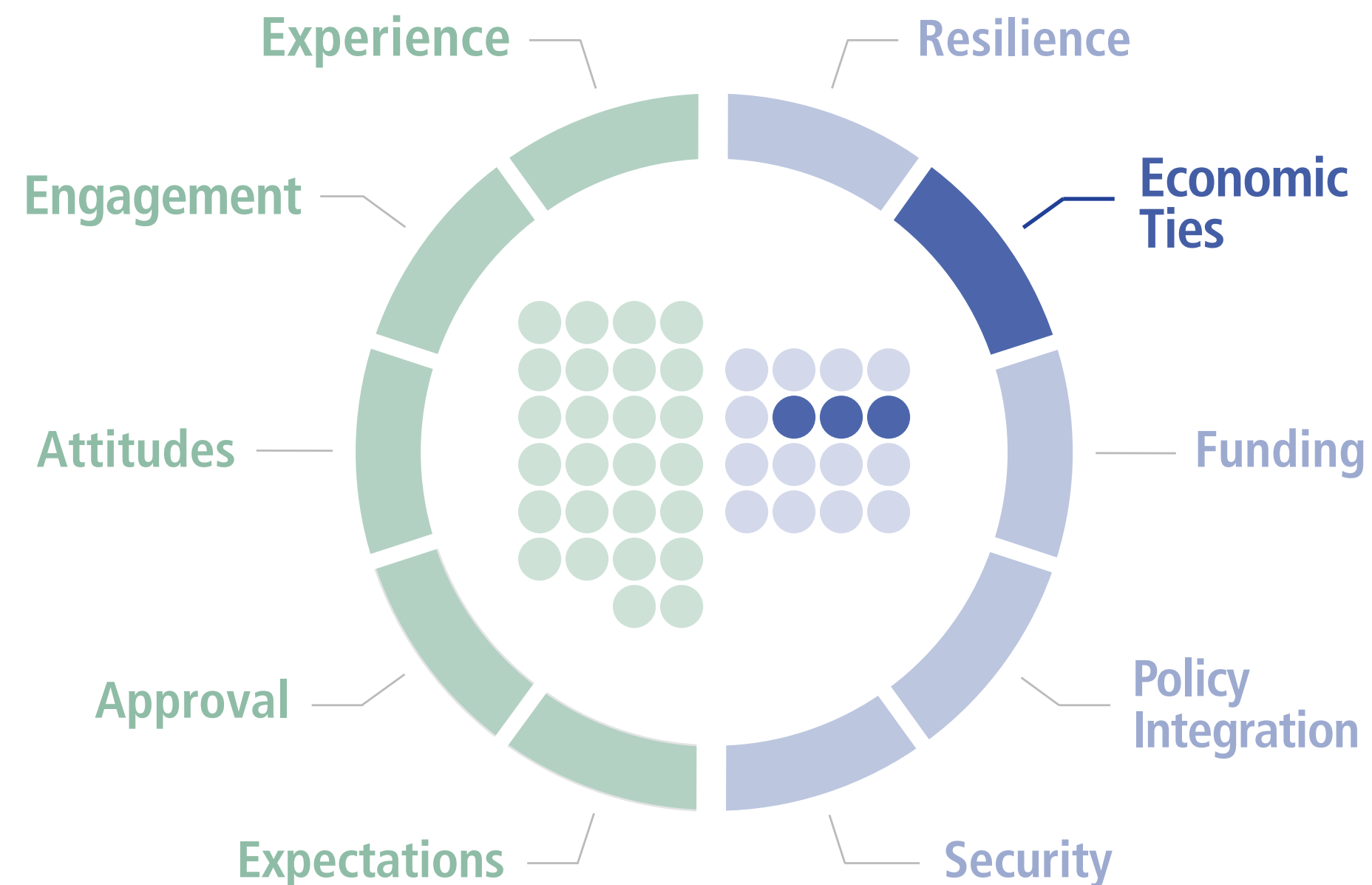
## ► Approval

- Economic and monetary union
- Common foreign policy
- Common defence and security
- Common migration policy

## ► Expectations

- Life in general
- Personal job situation
- Household financial situation
- Country's economic situation
- EU's economic situation
- Optimism about EU's future

– Premise –  
**A high level of trade integration with other European economies increases a country's cohesion within the EU.**



Close Economic Ties **X**

## ► Economic Ties

<b>1</b>	Trade in goods with the EU	<i>i</i>
<b>2</b>	Trade in services with the EU	<i>i</i>
<b>3</b>	Factor	Trade openness towards the EU <b>X</b>
	Definition	Share of trade in goods and services to GDP
	Unit	Percent
	Abbrev.	tradetogdp
	Source	Eurostat, tec00001

Download Monitor Data (Excel)

# Individual Cohesion

# ← EU Cohesion Monitor →

# Structural Cohesion

## ► Experience

- Citizens of other EU countries
- Population living near EU border
- Visited another EU country
- Socialised with people from other EU countries
- Press freedom
- Participation in educational exchanges
- Non-EFTA neighbours

## ► Engagement

- Turnout in EP elections
- Votes for anti-EU parties in EP elections
- Votes for anti-EU parties in national elections

## ► Attitudes

- Trust in the European Union
- Image of the European Union
- National interests in the EU
- Perception of European identity
- Satisfaction with democracy in the EU
- Feeling of attachment to the EU

## ► Approval

- Economic and monetary union
- Common foreign policy
- Common defence and security
- Common migration policy

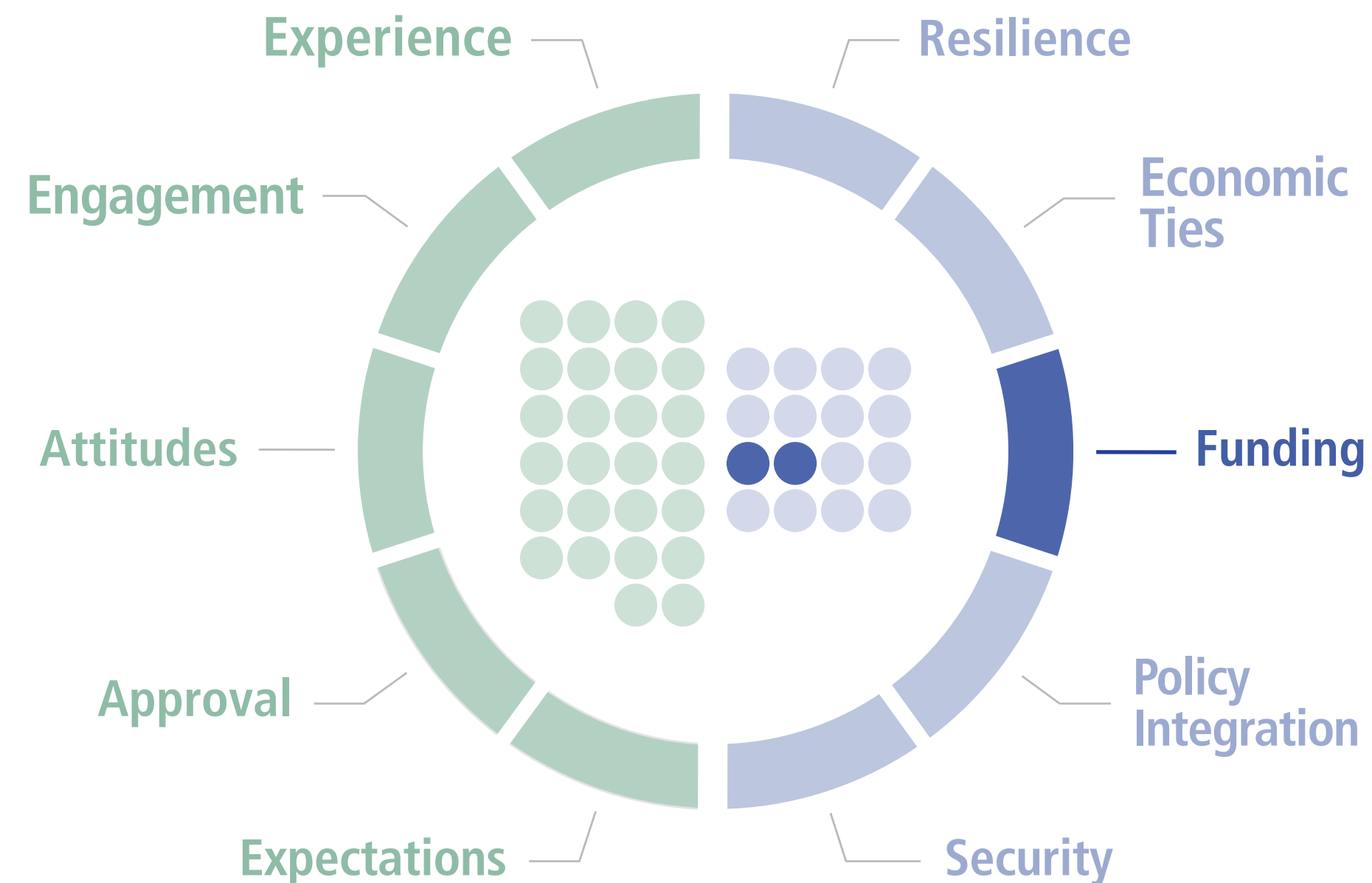
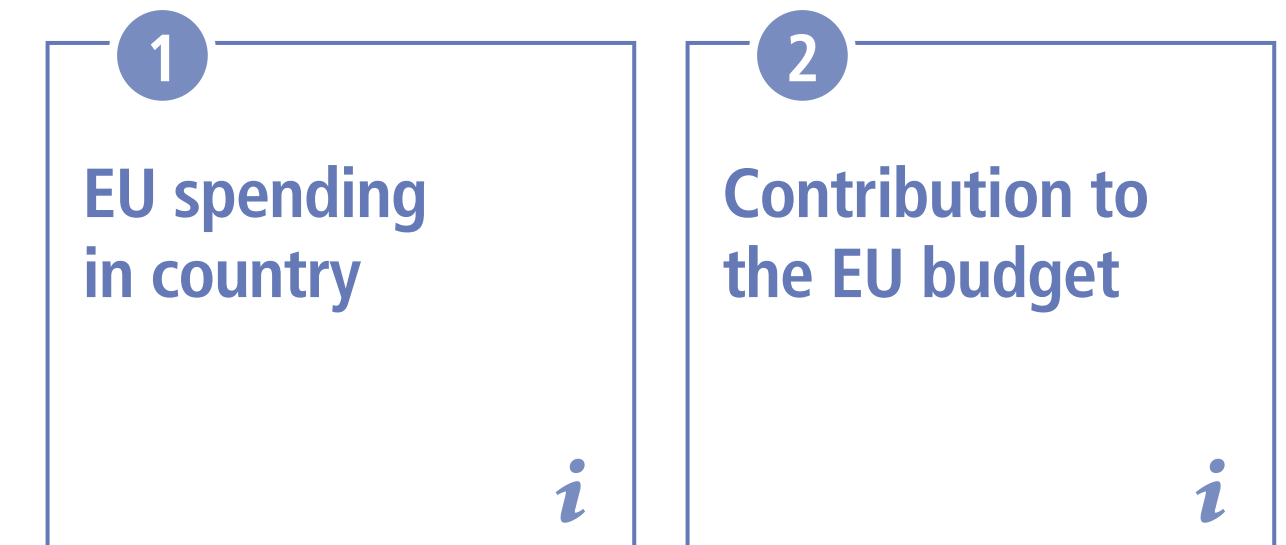
## ► Expectations

- Life in general
- Personal job situation
- Household financial situation
- Country's economic situation
- EU's economic situation
- Optimism about EU's future

– Premise –

**Inflow of EU funding increases awareness of membership benefits. Net contributions to the EU budget strengthen ownership of the European project.**

## ► Funding



Close Funding ✕

Download Monitor Data (Excel)

# Individual Cohesion

# ← EU Cohesion Monitor →

# Structural Cohesion

## ► Experience

- Citizens of other EU countries
- Population living near EU border
- Visited another EU country
- Socialised with people from other EU countries
- Press freedom
- Participation in educational exchanges
- Non-EFTA neighbours

## ► Engagement

- Turnout in EP elections
- Votes for anti-EU parties in EP elections
- Votes for anti-EU parties in national elections

## ► Attitudes

- Trust in the European Union
- Image of the European Union
- National interests in the EU
- Perception of European identity
- Satisfaction with democracy in the EU
- Feeling of attachment to the EU

## ► Approval

- Economic and monetary union
- Common foreign policy
- Common defence and security
- Common migration policy

## ► Expectations

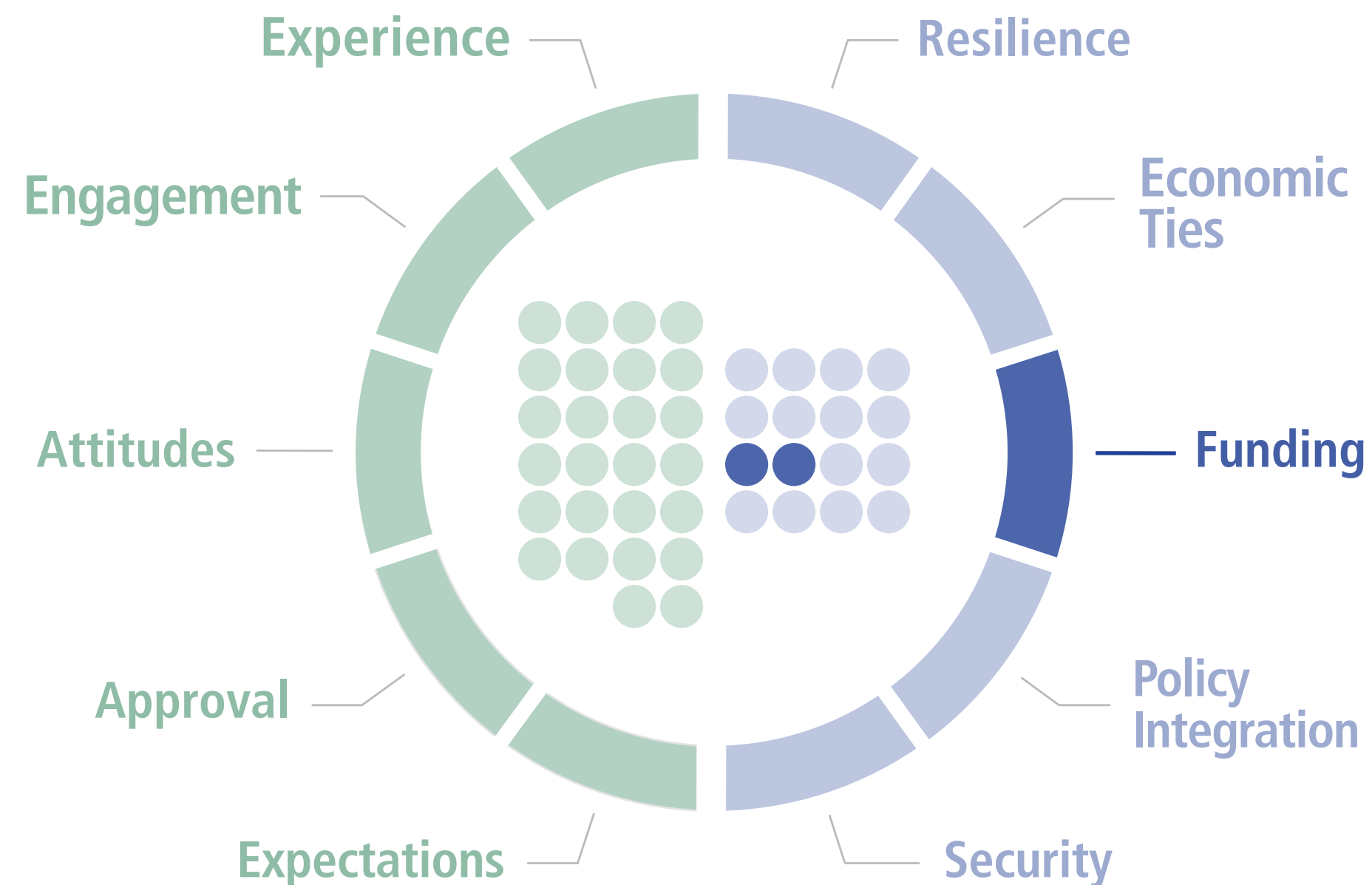
- Life in general
- Personal job situation
- Household financial situation
- Country's economic situation
- EU's economic situation
- Optimism about EU's future

## ► Funding

1

Factor	EU spending in country
Definition	Share of EU expenditure to gross national income (GNI)
Unit	Percent
Abbrev.	euexpenditure
Source	European Commission

– Premise –  
**Inflow of EU funding increases awareness of membership benefits. Net contributions to the EU budget strengthen ownership of the European project.**



Close Funding ✕

Download Monitor Data (Excel)

# Individual Cohesion

# ← EU Cohesion Monitor →

# Structural Cohesion

## ► Experience

- Citizens of other EU countries
- Population living near EU border
- Visited another EU country
- Socialised with people from other EU countries
- Press freedom
- Participation in educational exchanges
- Non-EFTA neighbours

## ► Engagement

- Turnout in EP elections
- Votes for anti-EU parties in EP elections
- Votes for anti-EU parties in national elections

## ► Attitudes

- Trust in the European Union
- Image of the European Union
- National interests in the EU
- Perception of European identity
- Satisfaction with democracy in the EU
- Feeling of attachment to the EU

## ► Approval

- Economic and monetary union
- Common foreign policy
- Common defence and security
- Common migration policy

## ► Expectations

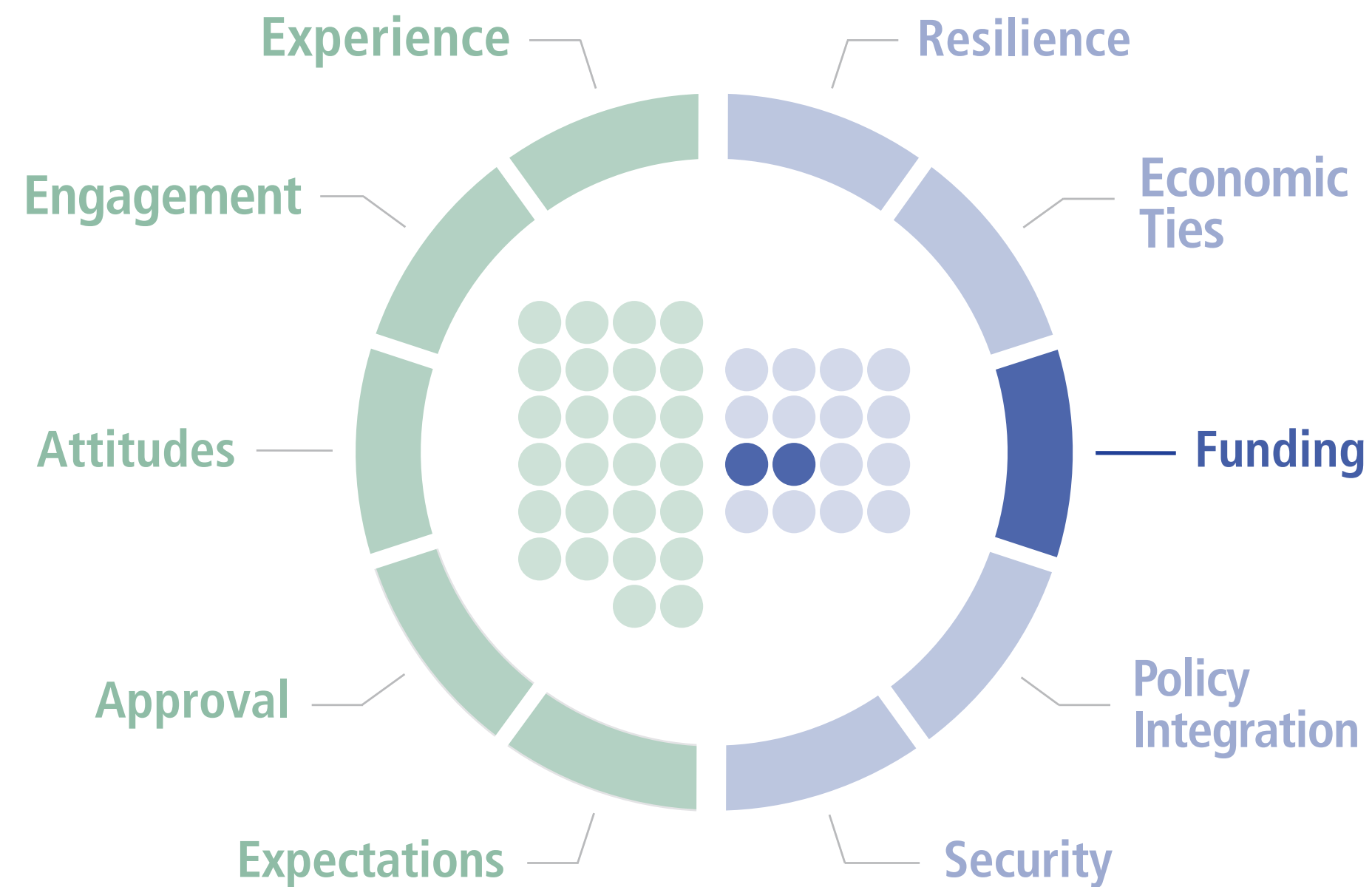
- Life in general
- Personal job situation
- Household financial situation
- Country's economic situation
- EU's economic situation
- Optimism about EU's future

## ► Funding

2

<b>Factor</b>	<b>Contribution to the EU budget</b>
<b>Definition</b>	<b>Balance of payments to the EU budget to GNI</b>
<b>Unit Abbrev. Source</b>	<b>Percent balanceofpay European Commission</b>

– Premise –  
**Inflow of EU funding increases awareness of membership benefits. Net contributions to the EU budget strengthen ownership of the European project.**



Close Funding ✕

Download Monitor Data (Excel)

# Individual Cohesion

# ← EU Cohesion Monitor →

# Structural Cohesion

## ► Experience

- Citizens of other EU countries
- Population living near EU border
- Visited another EU country
- Socialised with people from other EU countries
- Press freedom
- Participation in educational exchanges
- Non-EFTA neighbours

## ► Engagement

- Turnout in EP elections
- Votes for anti-EU parties in EP elections
- Votes for anti-EU parties in national elections

## ► Attitudes

- Trust in the European Union
- Image of the European Union
- National interests in the EU
- Perception of European identity
- Satisfaction with democracy in the EU
- Feeling of attachment to the EU

## ► Approval

- Economic and monetary union
- Common foreign policy
- Common defence and security
- Common migration policy

## ► Expectations

- Life in general
- Personal job situation
- Household financial situation
- Country's economic situation
- EU's economic situation
- Optimism about EU's future

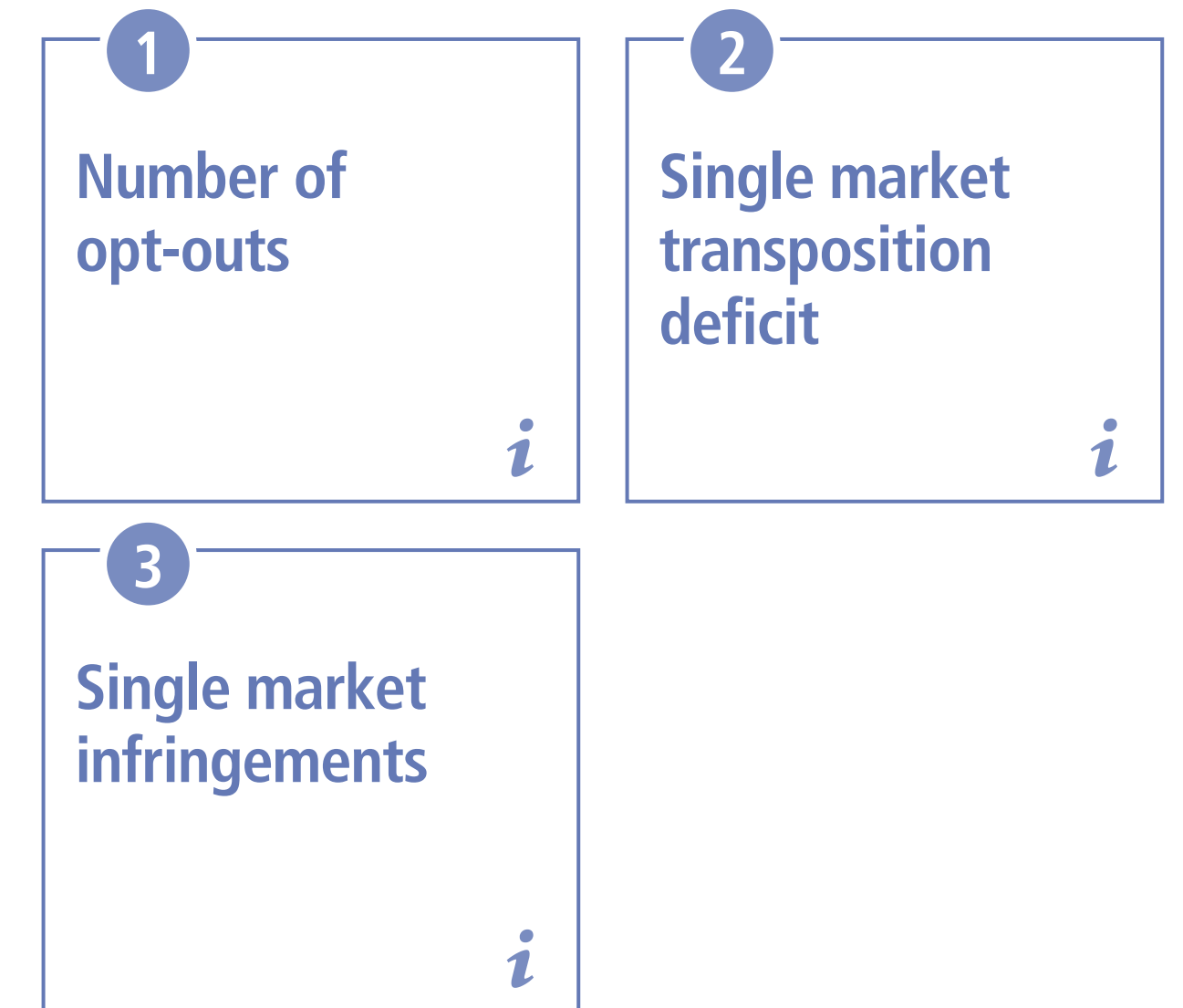
– Premise –

**Participation in EU policies, including the transposition of EU law, strengthens EU cohesion. On the contrary, opt-outs from core areas of cooperation weaken cohesion.**



Close Policy Integration ✕

## ► Policy Integration



Download Monitor Data (Excel)

# Individual Cohesion

# ← EU Cohesion Monitor →

# Structural Cohesion

## ► Experience

- Citizens of other EU countries
- Population living near EU border
- Visited another EU country
- Socialised with people from other EU countries
- Press freedom
- Participation in educational exchanges
- Non-EFTA neighbours

## ► Engagement

- Turnout in EP elections
- Votes for anti-EU parties in EP elections
- Votes for anti-EU parties in national elections

## ► Attitudes

- Trust in the European Union
- Image of the European Union
- National interests in the EU
- Perception of European identity
- Satisfaction with democracy in the EU
- Feeling of attachment to the EU

## ► Approval

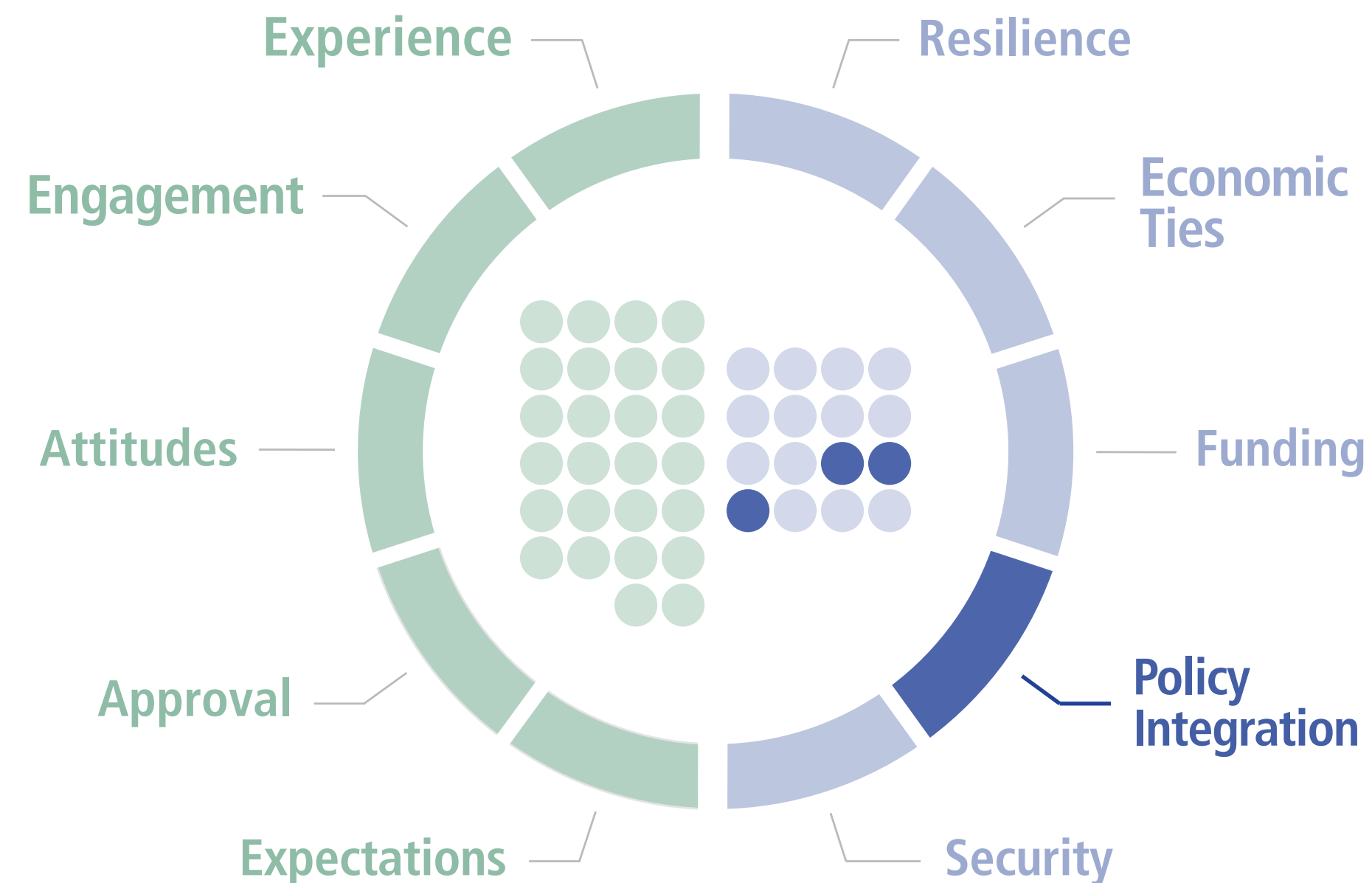
- Economic and monetary union
- Common foreign policy
- Common defence and security
- Common migration policy

## ► Expectations

- Life in general
- Personal job situation
- Household financial situation
- Country's economic situation
- EU's economic situation
- Optimism about EU's future

– Premise –

**Participation in EU policies, including the transposition of EU law, strengthens EU cohesion. On the contrary, opt-outs from core areas of cooperation weaken cohesion.**



Close Policy Integration ✕

## ► Policy Integration

1

<b>Factor</b>	<b>Number of opt-outs</b>
<b>Definition</b>	<b>Policies: Euro, Schengen, CSDP, JHA, Charter of Fundamental Rights, European Public Prosecutor, Article 50 Procedure</b>
<b>Unit</b>	<b>Number</b>
<b>Abbrev.</b>	<b>optouts</b>
<b>Source</b>	<b>ECFR research</b>

Download Monitor Data (Excel)



# Individual Cohesion

# ← EU Cohesion Monitor →

# Structural Cohesion

## ► Experience

- Citizens of other EU countries
- Population living near EU border
- Visited another EU country
- Socialised with people from other EU countries
- Press freedom
- Participation in educational exchanges
- Non-EFTA neighbours

## ► Engagement

- Turnout in EP elections
- Votes for anti-EU parties in EP elections
- Votes for anti-EU parties in national elections

## ► Attitudes

- Trust in the European Union
- Image of the European Union
- National interests in the EU
- Perception of European identity
- Satisfaction with democracy in the EU
- Feeling of attachment to the EU

## ► Approval

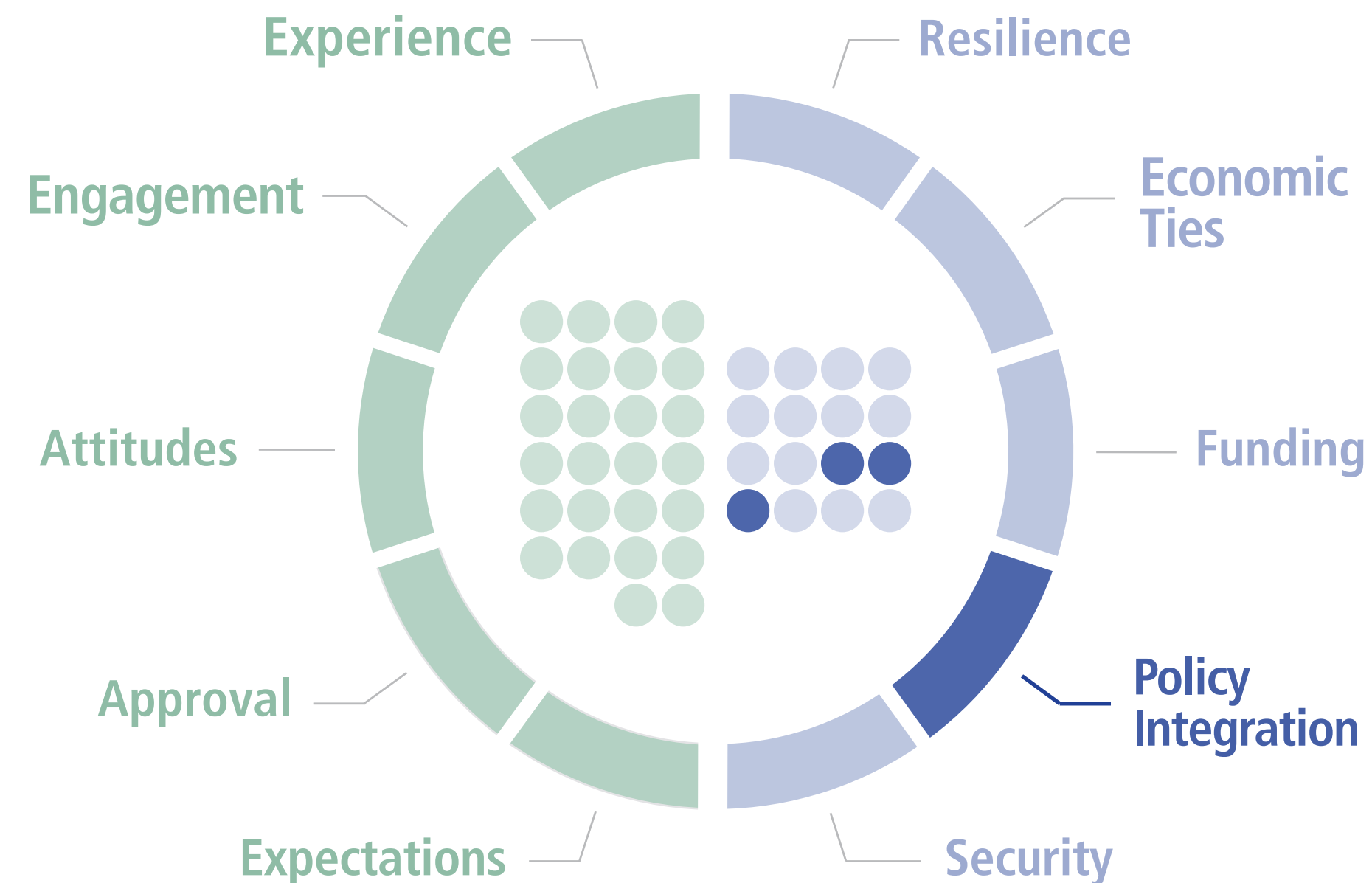
- Economic and monetary union
- Common foreign policy
- Common defence and security
- Common migration policy

## ► Expectations

- Life in general
- Personal job situation
- Household financial situation
- Country's economic situation
- EU's economic situation
- Optimism about EU's future

– Premise –

**Participation in EU policies, including the transposition of EU law, strengthens EU cohesion. On the contrary, opt-outs from core areas of cooperation weaken cohesion.**



Close Policy Integration ✕

## ► Policy Integration

2

Factor	Single market transposition deficit	✕
Definition	Transposition of EU legislation into national law	
Unit	Number	
Abbrev.	transposition	
Source	European Commission	

Download Monitor Data (Excel)

# Individual Cohesion

# ← EU Cohesion Monitor →

# Structural Cohesion

## ► Experience

- Citizens of other EU countries
- Population living near EU border
- Visited another EU country
- Socialised with people from other EU countries
- Press freedom
- Participation in educational exchanges
- Non-EFTA neighbours

## ► Engagement

- Turnout in EP elections
- Votes for anti-EU parties in EP elections
- Votes for anti-EU parties in national elections

## ► Attitudes

- Trust in the European Union
- Image of the European Union
- National interests in the EU
- Perception of European identity
- Satisfaction with democracy in the EU
- Feeling of attachment to the EU

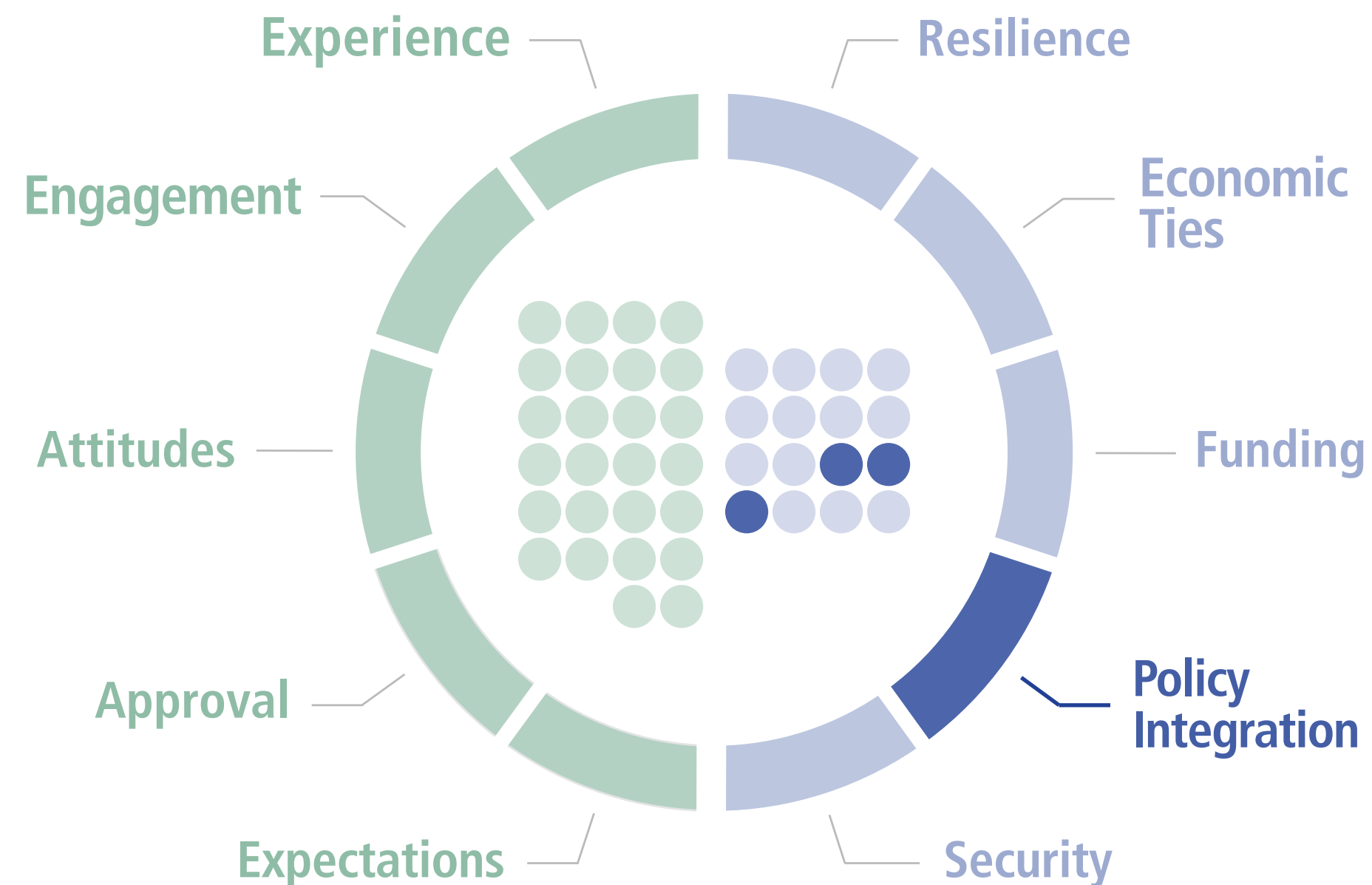
## ► Approval

- Economic and monetary union
- Common foreign policy
- Common defence and security
- Common migration policy

## ► Expectations

- Life in general
- Personal job situation
- Household financial situation
- Country's economic situation
- EU's economic situation
- Optimism about EU's future

– Premise –  
**Participation in EU policies, including the transposition of EU law, strengthens EU cohesion. On the contrary, opt-outs from core areas of cooperation weaken cohesion.**



Close Policy Integration ✕

## ► Policy Integration

1	Number of opt-outs	<i>i</i>
2	Single market transposition deficit	<i>i</i>
3	Factor	Single market infringements ✕
	Definition	Referred cases to the European Court of Justice
	Unit Abbrev. Source	Number ecjreferrals European Commission

Download Monitor Data (Excel)

# Individual Cohesion

# ← EU Cohesion Monitor →

# Structural Cohesion

## ► Experience

- Citizens of other EU countries
- Population living near EU border
- Visited another EU country
- Socialised with people from other EU countries
- Press freedom
- Participation in educational exchanges
- Non-EFTA neighbours

## ► Engagement

- Turnout in EP elections
- Votes for anti-EU parties in EP elections
- Votes for anti-EU parties in national elections

## ► Attitudes

- Trust in the European Union
- Image of the European Union
- National interests in the EU
- Perception of European identity
- Satisfaction with democracy in the EU
- Feeling of attachment to the EU

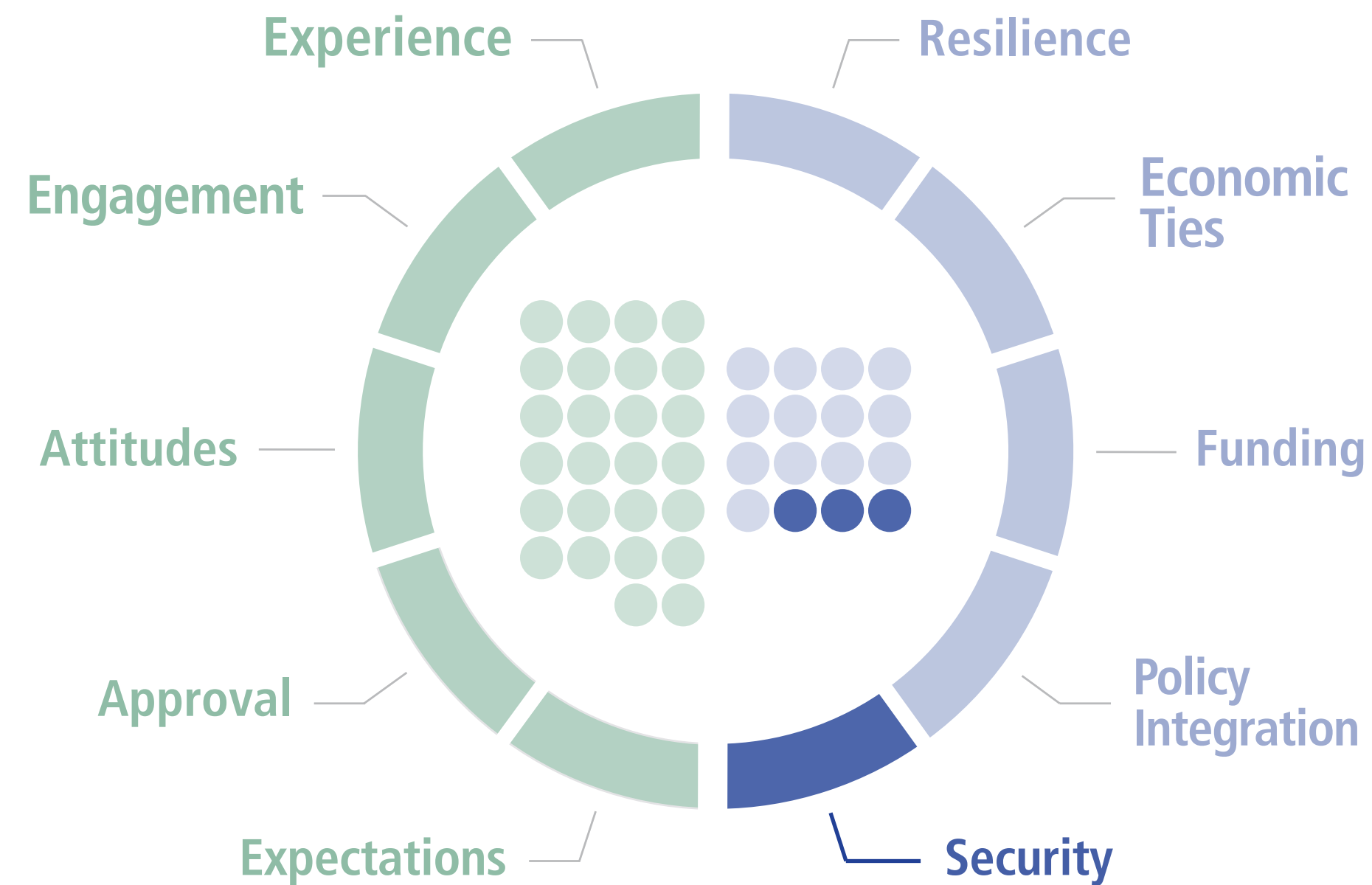
## ► Approval

- Economic and monetary union
- Common foreign policy
- Common defence and security
- Common migration policy

## ► Expectations

- Life in general
- Personal job situation
- Household financial situation
- Country's economic situation
- EU's economic situation
- Optimism about EU's future

– Premise –  
**Cooperation on multinational defense creates shared responsibility for group security and strengthens cohesion.**



## ► Security

- 1** Participation in multinational deployments *i*
- 2** Multinational commands and forces *i*
- 3** Multinational development and procurement *i*

Close Security ✕

Download Monitor Data (Excel)

# Individual Cohesion

# ← EU Cohesion Monitor →

# Structural Cohesion

## ► Experience

- Citizens of other EU countries
- Population living near EU border
- Visited another EU country
- Socialised with people from other EU countries
- Press freedom
- Participation in educational exchanges
- Non-EFTA neighbours

## ► Engagement

- Turnout in EP elections
- Votes for anti-EU parties in EP elections
- Votes for anti-EU parties in national elections

## ► Attitudes

- Trust in the European Union
- Image of the European Union
- National interests in the EU
- Perception of European identity
- Satisfaction with democracy in the EU
- Feeling of attachment to the EU

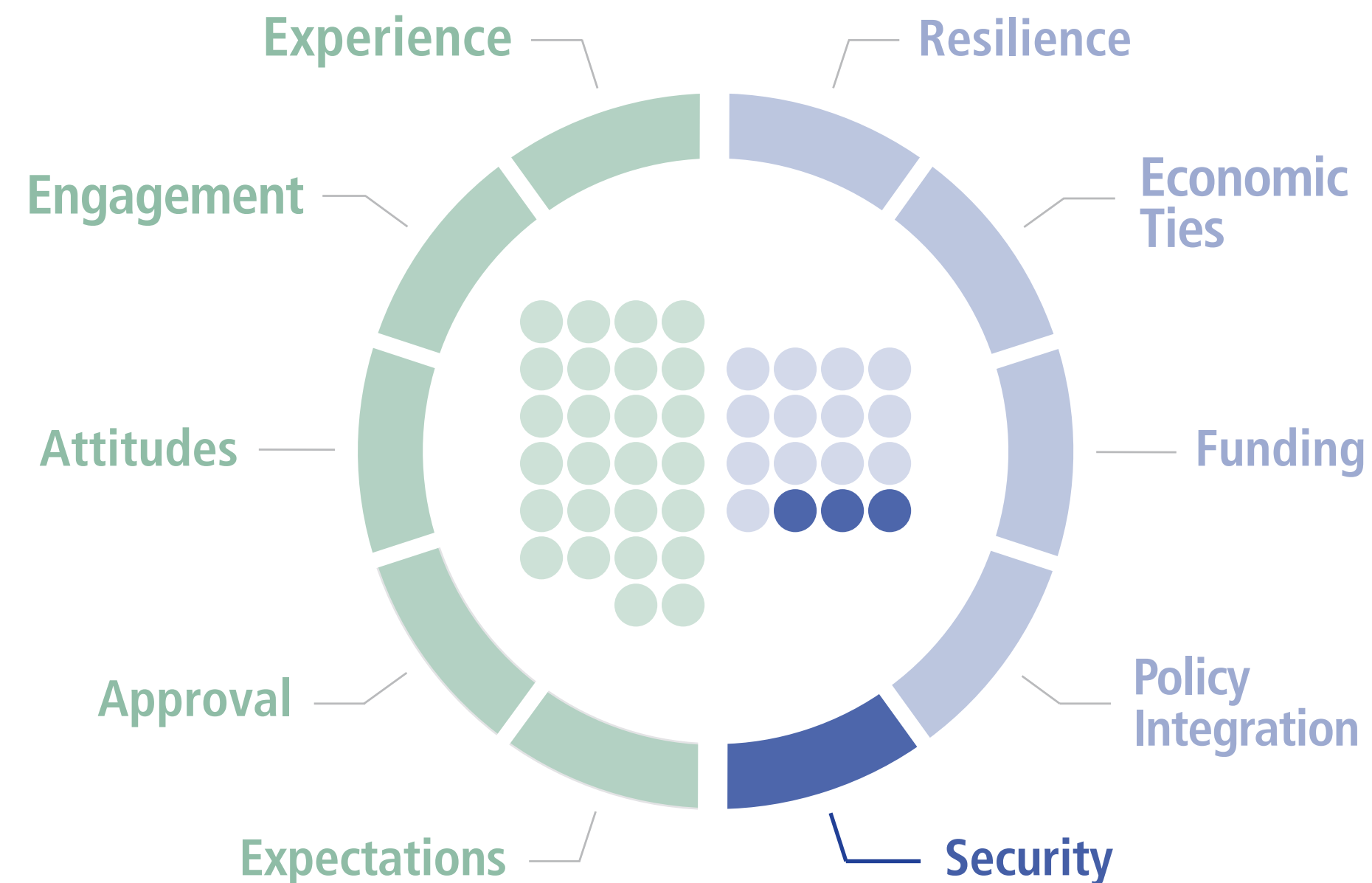
## ► Approval

- Economic and monetary union
- Common foreign policy
- Common defence and security
- Common migration policy

## ► Expectations

- Life in general
- Personal job situation
- Household financial situation
- Country's economic situation
- EU's economic situation
- Optimism about EU's future

– Premise –  
**Cooperation on multinational defense creates shared responsibility for group security and strengthens cohesion.**



Close Security ✕

## ► Security

<b>1</b>	<b>✕</b>
<b>Factor</b>	<b>Participation in multinational deployments</b>
<b>Definition</b>	<b>Deployments: NATO, EU, OSCE</b>
<b>Unit Abbrev. Source</b>	<b>Number deployments International Institute for Strategic Studies</b>

Download Monitor Data (Excel)

# Individual Cohesion

# ← EU Cohesion Monitor →

# Structural Cohesion

## ► Experience

- Citizens of other EU countries
- Population living near EU border
- Visited another EU country
- Socialised with people from other EU countries
- Press freedom
- Participation in educational exchanges
- Non-EFTA neighbours

## ► Engagement

- Turnout in EP elections
- Votes for anti-EU parties in EP elections
- Votes for anti-EU parties in national elections

## ► Attitudes

- Trust in the European Union
- Image of the European Union
- National interests in the EU
- Perception of European identity
- Satisfaction with democracy in the EU
- Feeling of attachment to the EU

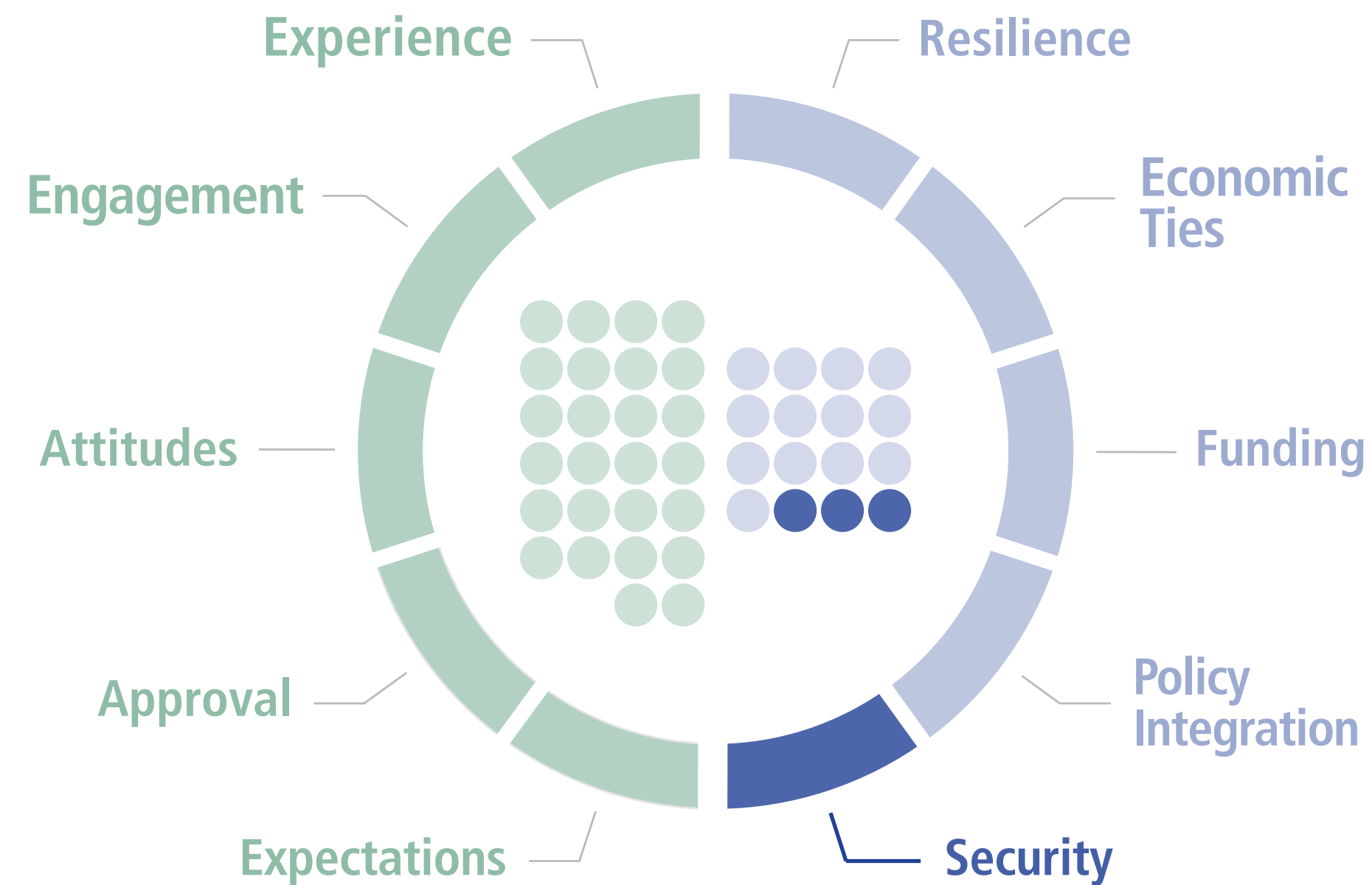
## ► Approval

- Economic and monetary union
- Common foreign policy
- Common defence and security
- Common migration policy

## ► Expectations

- Life in general
- Personal job situation
- Household financial situation
- Country's economic situation
- EU's economic situation
- Optimism about EU's future

– Premise –  
**Cooperation on multinational defense creates shared responsibility for group security and strengthens cohesion.**



Close Security ✕

## ► Security

<b>2</b>	<b>✕</b>
<b>Factor</b>	<b>Multinational commands and forces</b>
<b>Definition</b>	<b>Memberships: PESCO, NATO, Multinational Corps Northeast, Framework Nation Concept, Eurocorps, European Gendarmerie Force, Nordic Defence Cooperation, Baltic Defence Cooperation, Benelux Defence Cooperation, European Air Transport Command, Movement Coordination Centre Europe</b>
<b>Unit Abbrev. Source</b>	<b>Number commands ECFR research</b>

Download Monitor Data (Excel)

# Individual Cohesion

# ← EU Cohesion Monitor →

# Structural Cohesion

## ► Experience

- Citizens of other EU countries
- Population living near EU border
- Visited another EU country
- Socialised with people from other EU countries
- Press freedom
- Participation in educational exchanges
- Non-EFTA neighbours

## ► Engagement

- Turnout in EP elections
- Votes for anti-EU parties in EP elections
- Votes for anti-EU parties in national elections

## ► Attitudes

- Trust in the European Union
- Image of the European Union
- National interests in the EU
- Perception of European identity
- Satisfaction with democracy in the EU
- Feeling of attachment to the EU

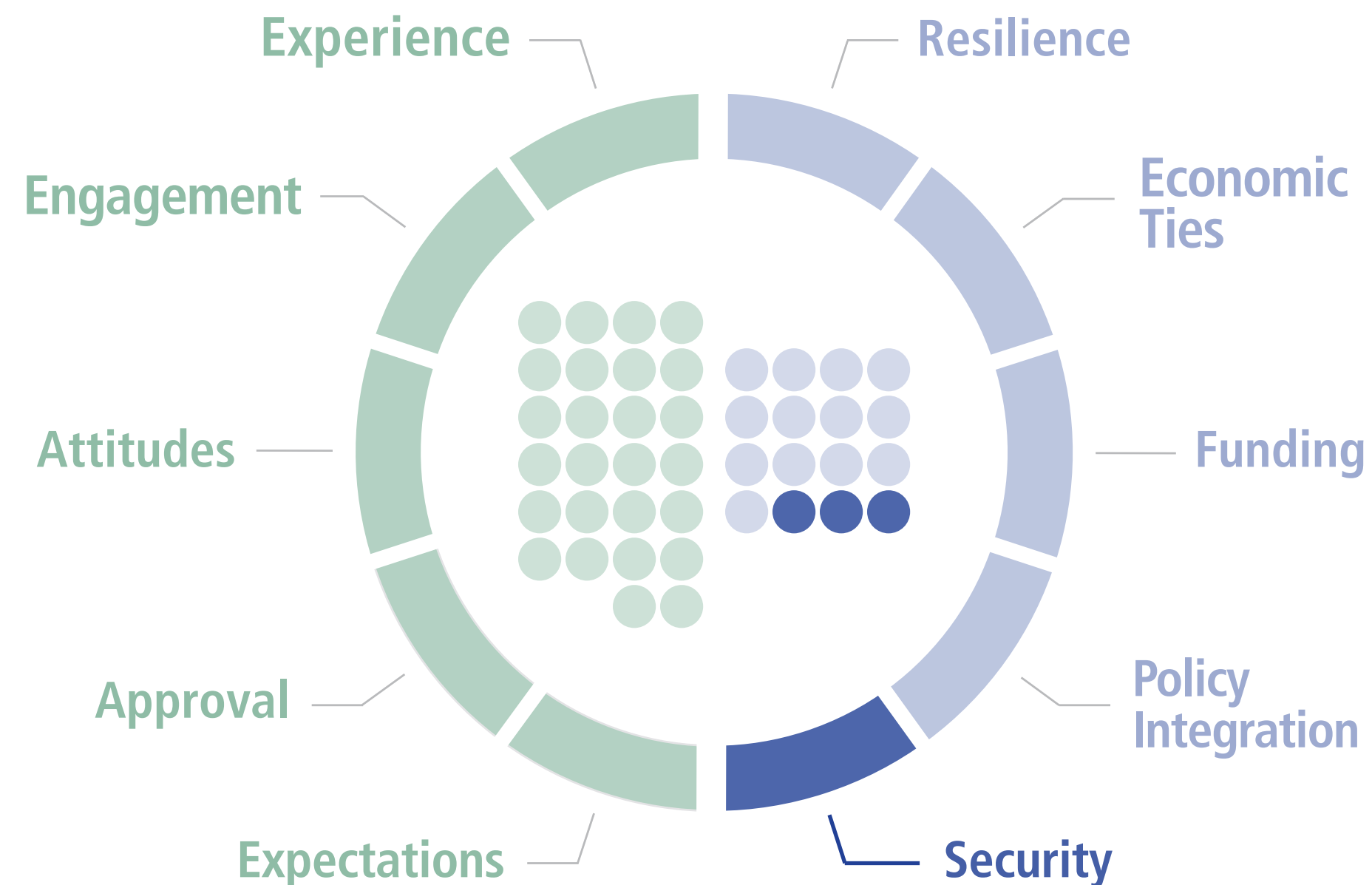
## ► Approval

- Economic and monetary union
- Common foreign policy
- Common defence and security
- Common migration policy

## ► Expectations

- Life in general
- Personal job situation
- Household financial situation
- Country's economic situation
- EU's economic situation
- Optimism about EU's future

– Premise –  
**Cooperation on multinational defense creates shared responsibility for group security and strengthens cohesion.**



Close Security ✕

## ► Security

1	Participation in multinational deployments	<i>i</i>
2	Multinational commands and forces	<i>i</i>
3	Factor	Multinational development and procurement ✕
	Definition	Partners: A400M, A330 MRTT, Eurofighter, ESSOR, MALE PRAS, TIGER, NH90, PAAMS
	Unit Abbrev. Source	Number developprocure ECFR research

Download Monitor Data (Excel)

# Overall Results

2017

| 2007

| 07 > 09 > 11 > 13 > 15 > 17

| Changes



Crosshairs at EU28 2017 mean - defining four cohesion quadrants

Individual C. dominating	Strong Cohesion <sup>2</sup>
7	8
7	6
Weak Cohesion <sup>2</sup>	Structural C. dominating

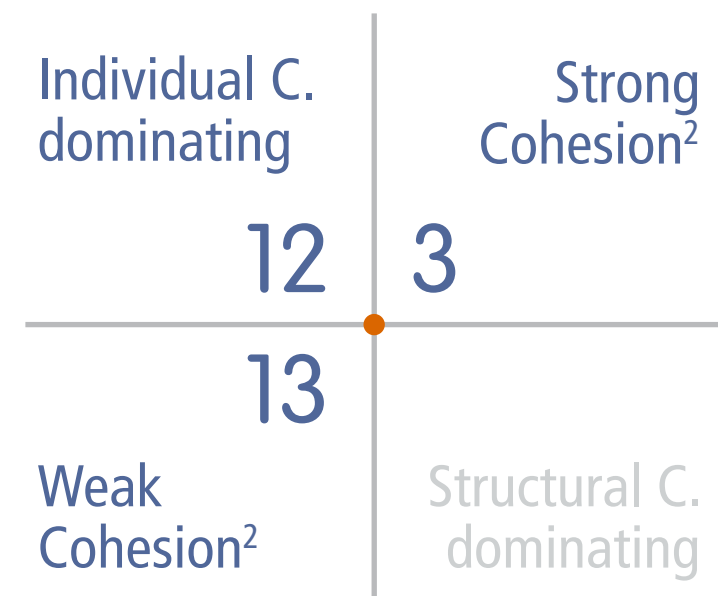
## Overall Results

- Country Groups
- Eurogroup
- New Hanseatic League
- Affluent Seven
- Southern Seven
- Big Six
- Founding Six
- Southeast Four
- Visegrád Four
- Baltics
- Benelux
- Nordics



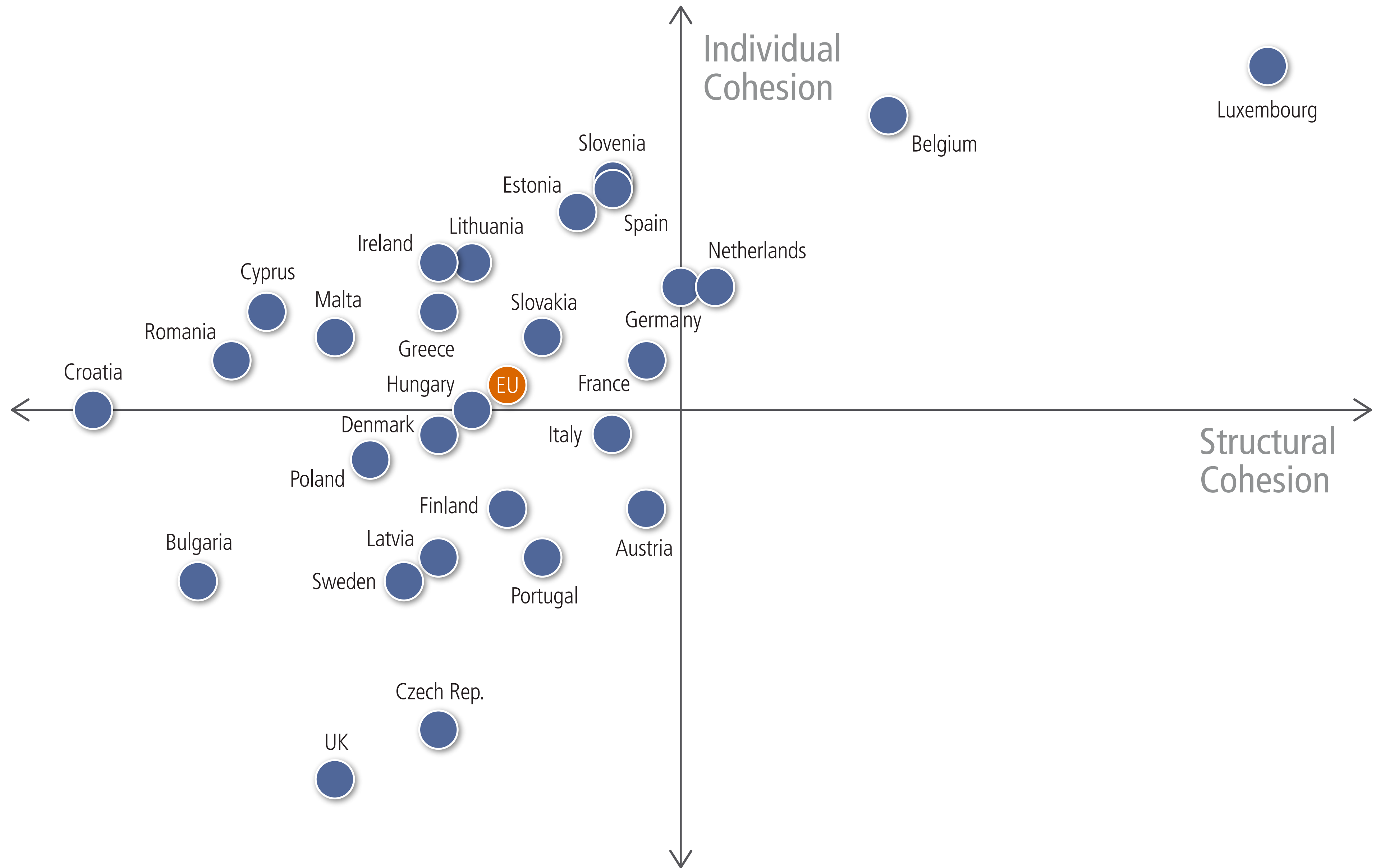
# Overall Results 2017 | 2007 | 07 > 09 > 11 > 13 > 15 > 17 | Changes

Crosshairs at EU28 2017 mean - defining four cohesion quadrants



## Overall Results

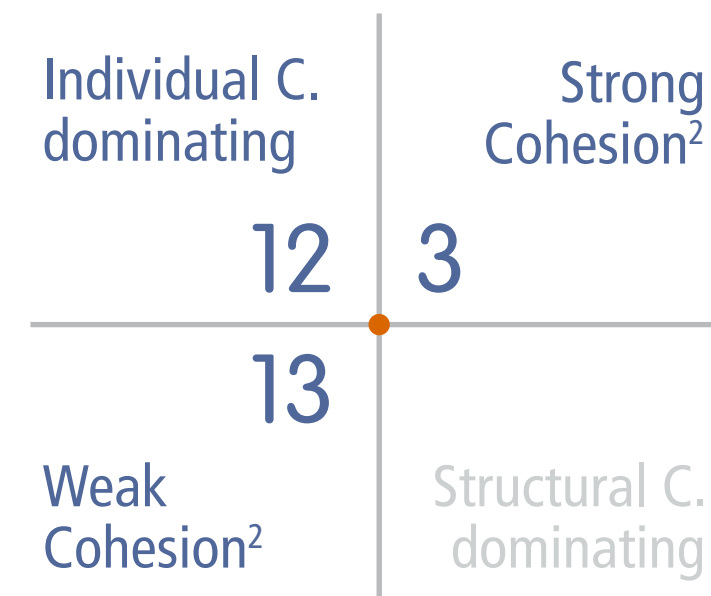
- Country Groups
- Eurogroup
- New Hanseatic League
- Affluent Seven
- Southern Seven
- Big Six
- Founding Six
- Southeast Four
- Visegrád Four
- Baltics
- Benelux
- Nordics





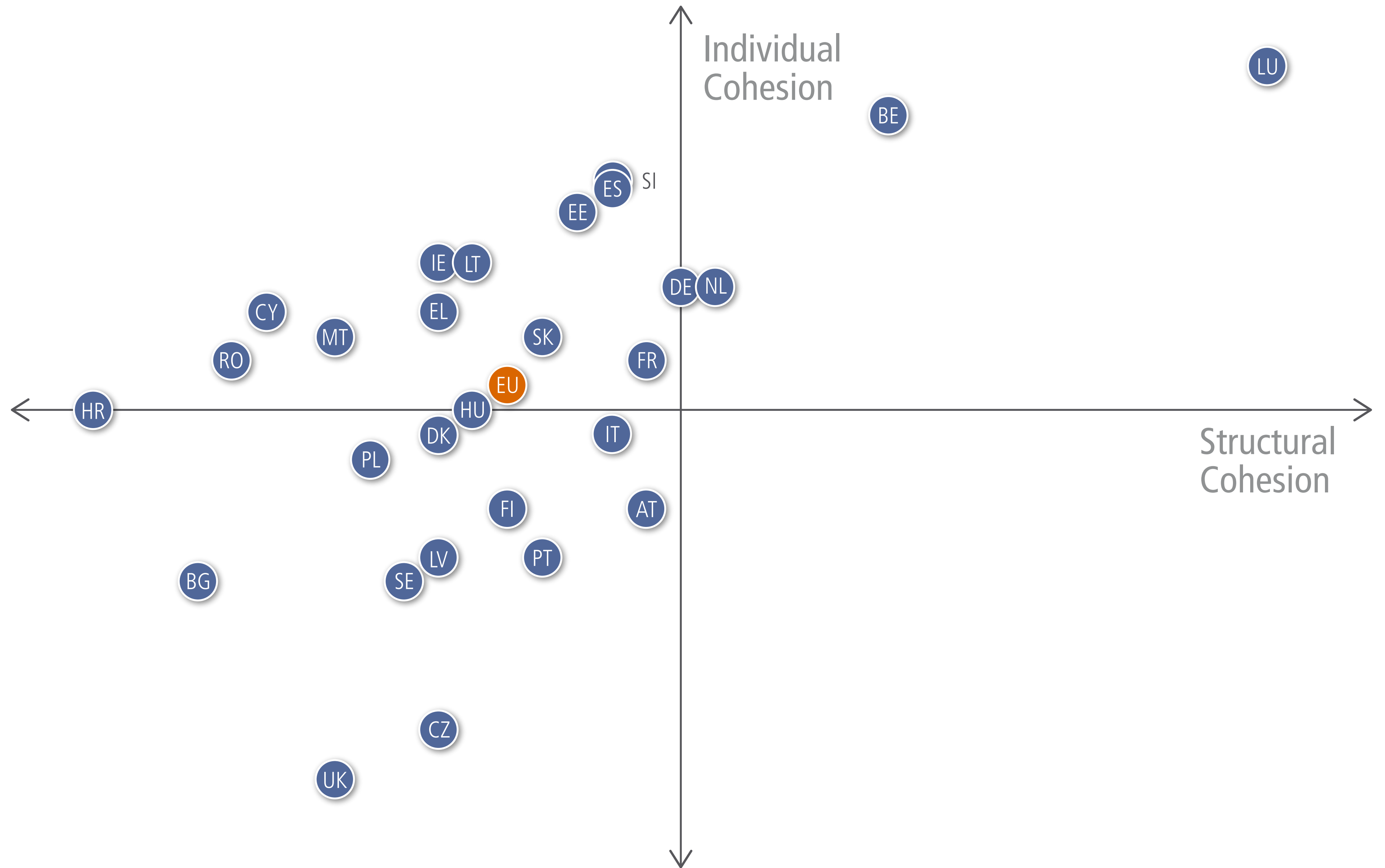
# Overall Results 2017 | 2007 | 07>09>11>13>15>17 | Changes

Crosshairs at EU28 2017 mean - defining four cohesion quadrants



## Overall Results

- Country Groups
- Eurogroup
- New Hanseatic League
- Affluent Seven
- Southern Seven
- Big Six
- Founding Six
- Southeast Four
- Visegrád Four
- Baltics
- Benelux
- Nordics



# Overall Results

2017 | 2007 | 07 > 09 > 11 > 13 > 15 > 17 | Changes

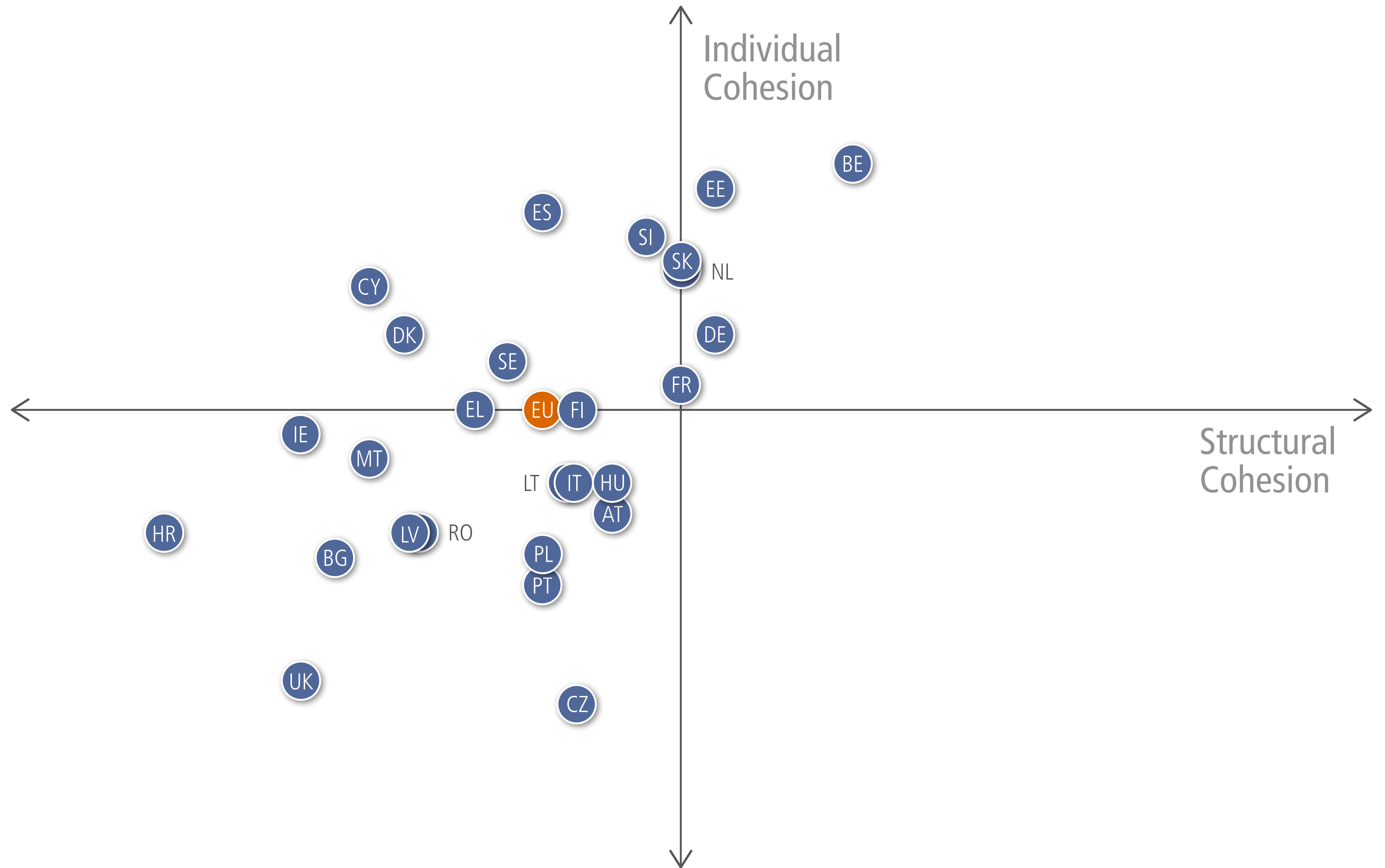


Crosshairs at EU28 2017 mean - defining four cohesion quadrants



## Overall Results

- Country Groups
- Eurogroup
- New Hanseatic League
- Affluent Seven
- Southern Seven
- Big Six
- Founding Six
- Southeast Four
- Visegrád Four
- Baltics
- Benelux
- Nordics



# Overall Results

2017 | 2007 | 07 > 09 > 11 > 13 > 15 > 17 | Changes

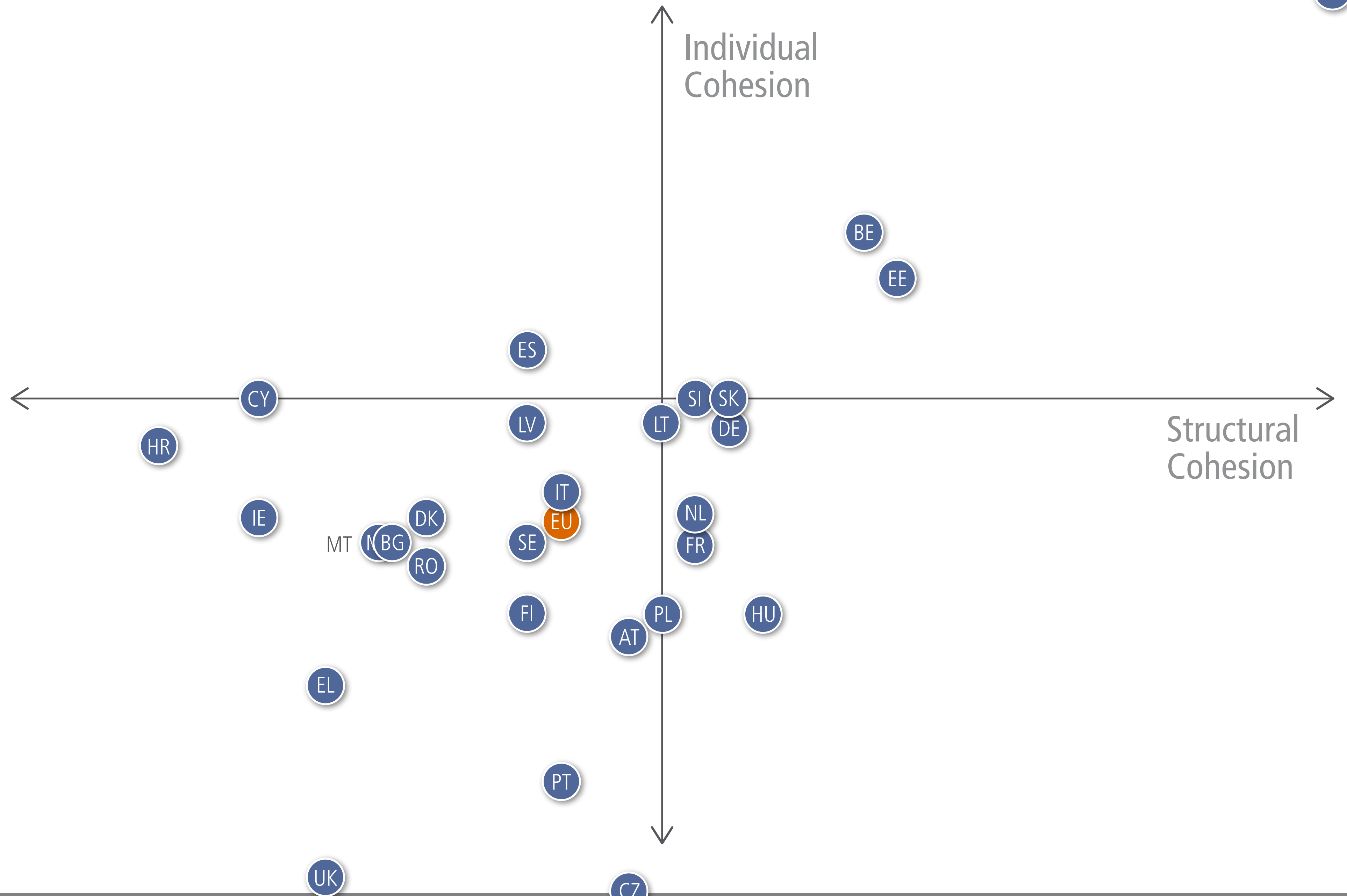
LU

Crosshairs at EU28 2017 mean - defining four cohesion quadrants

Individual C. dominating	Strong Cohesion <sup>2</sup>
1	3
18	6
Weak Cohesion <sup>2</sup>	Structural C. dominating

## Overall Results

- Country Groups
- Eurogroup
- New Hanseatic League
- Affluent Seven
- Southern Seven
- Big Six
- Founding Six
- Southeast Four
- Visegrád Four
- Baltics
- Benelux
- Nordics



# Overall Results 2017 | 2007 | 07 > 09 > 11 > 13 > 15 > 17 | Changes

Crosshairs at EU28 2017 mean - defining four cohesion quadrants

Individual C. dominating	Strong Cohesion <sup>2</sup>
3	5
18	2
Weak Cohesion <sup>2</sup>	Structural C. dominating

## Overall Results

- Country Groups
- Eurogroup
- New Hanseatic League
- Affluent Seven
- Southern Seven
- Big Six
- Founding Six
- Southeast Four
- Visegrád Four
- Baltics
- Benelux
- Nordics



# Overall Results

2017 | 2007 | 07 > 09 > 11 > 13 > 15 > 17 | Changes

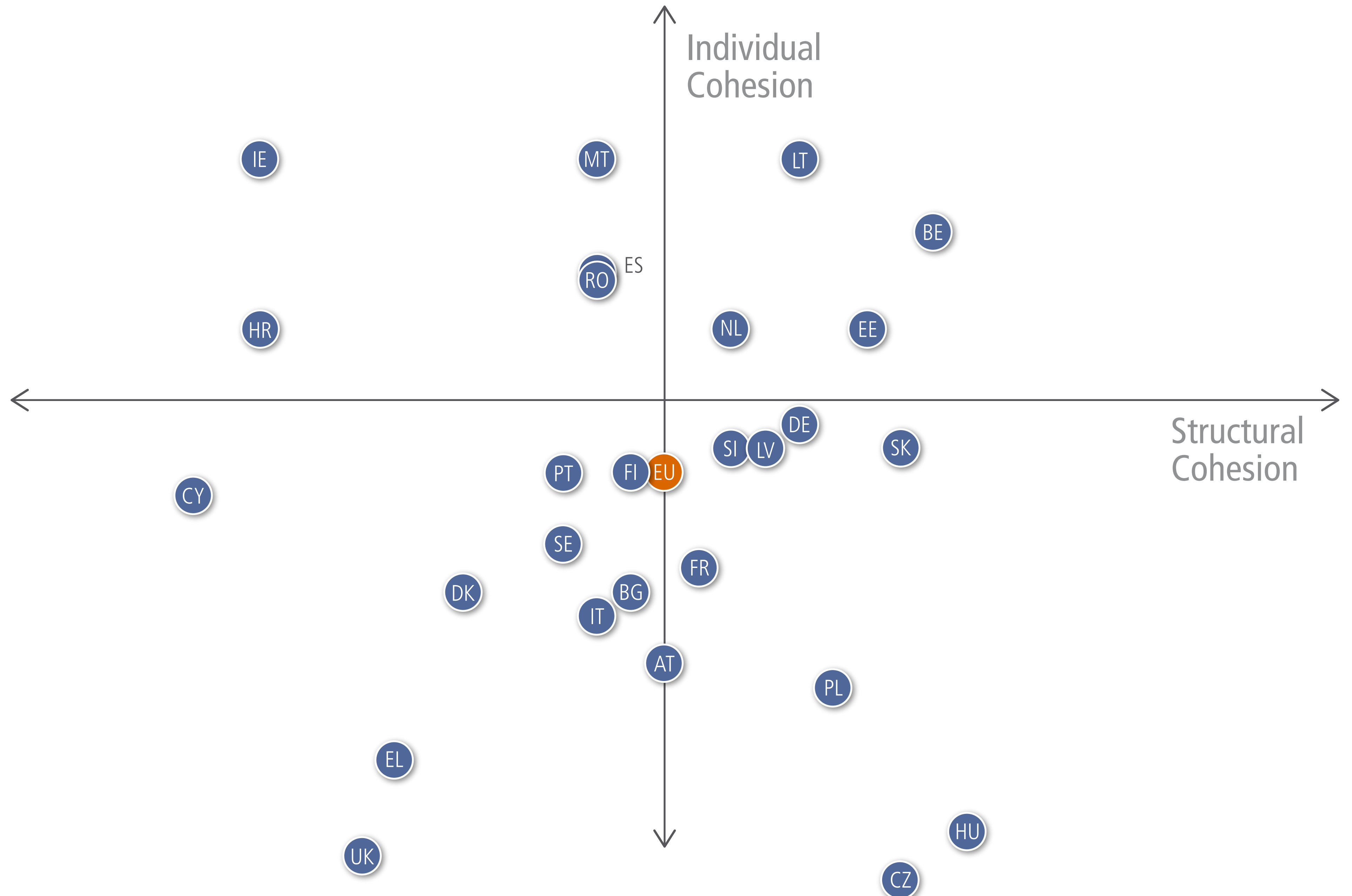
LU

Crosshairs at EU28 2017 mean - defining four cohesion quadrants

Individual C. dominating	Strong Cohesion <sup>2</sup>
5	5
10	8
Weak Cohesion <sup>2</sup>	Structural C. dominating

## Overall Results

- Country Groups
- Eurogroup
- New Hanseatic League
- Affluent Seven
- Southern Seven
- Big Six
- Founding Six
- Southeast Four
- Visegrád Four
- Baltics
- Benelux
- Nordics



# Overall Results

2017 | 2007 | 07 > 09 > 11 > 13 > 15 > 17 | Changes

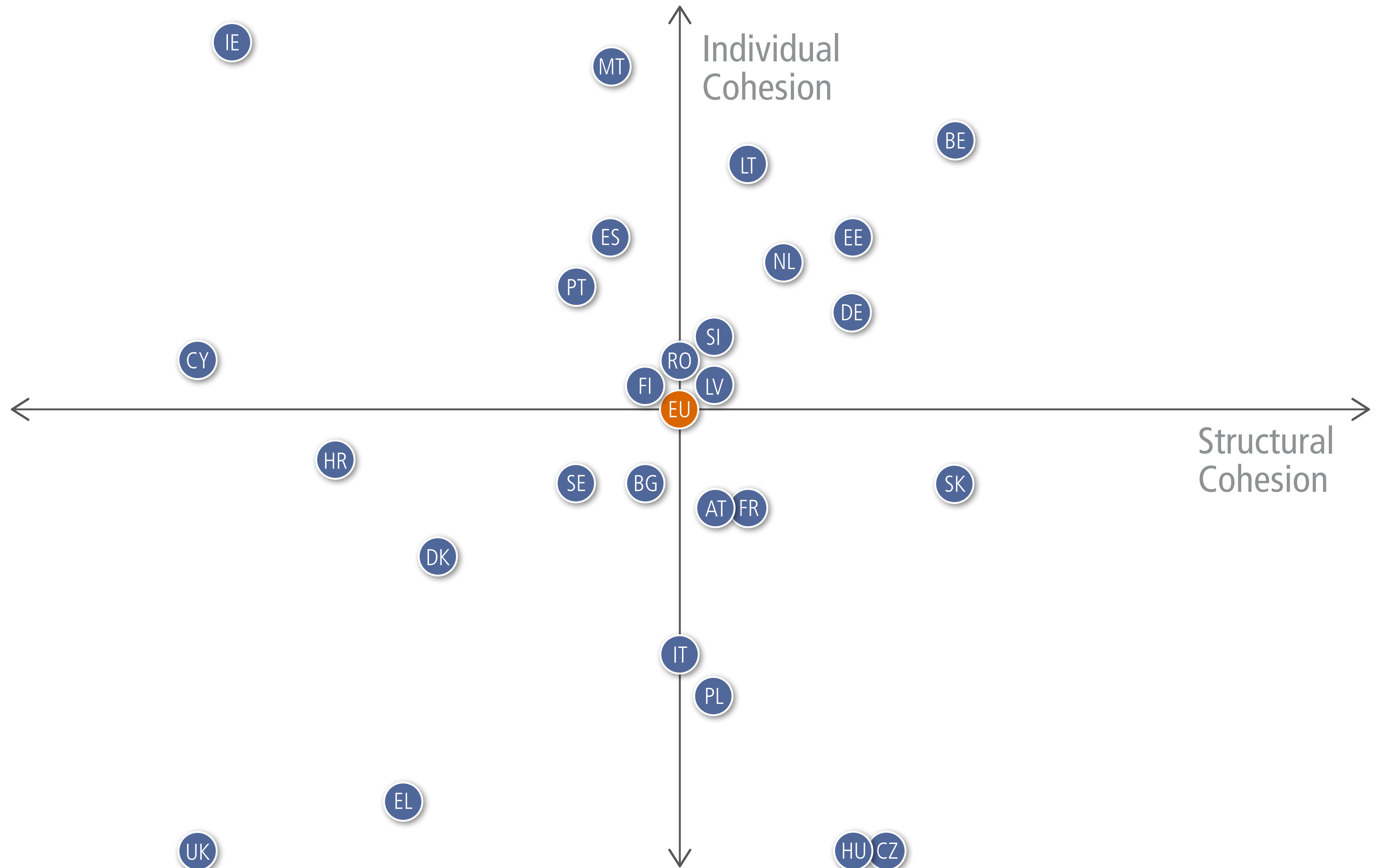
LU

Crosshairs at EU28 2017 mean - defining four cohesion quadrants

Individual C. dominating	Strong Cohesion <sup>2</sup>
7	8
7	6
Weak Cohesion <sup>2</sup>	Structural C. dominating

## Overall Results

- Country Groups
- Eurogroup
- New Hanseatic League
- Affluent Seven
- Southern Seven
- Big Six
- Founding Six
- Southeast Four
- Visegrád Four
- Baltics
- Benelux
- Nordics



# Overall Results

2017 | 2007 | 07 > 09 > 11 > 13 > 15 > 17

# Changes

Crosshairs at zero - defining four development quadrants

Individual + Structural -	Individual + Structural +
1	9
5	13
Individual - Structural -	Individual - Structural +

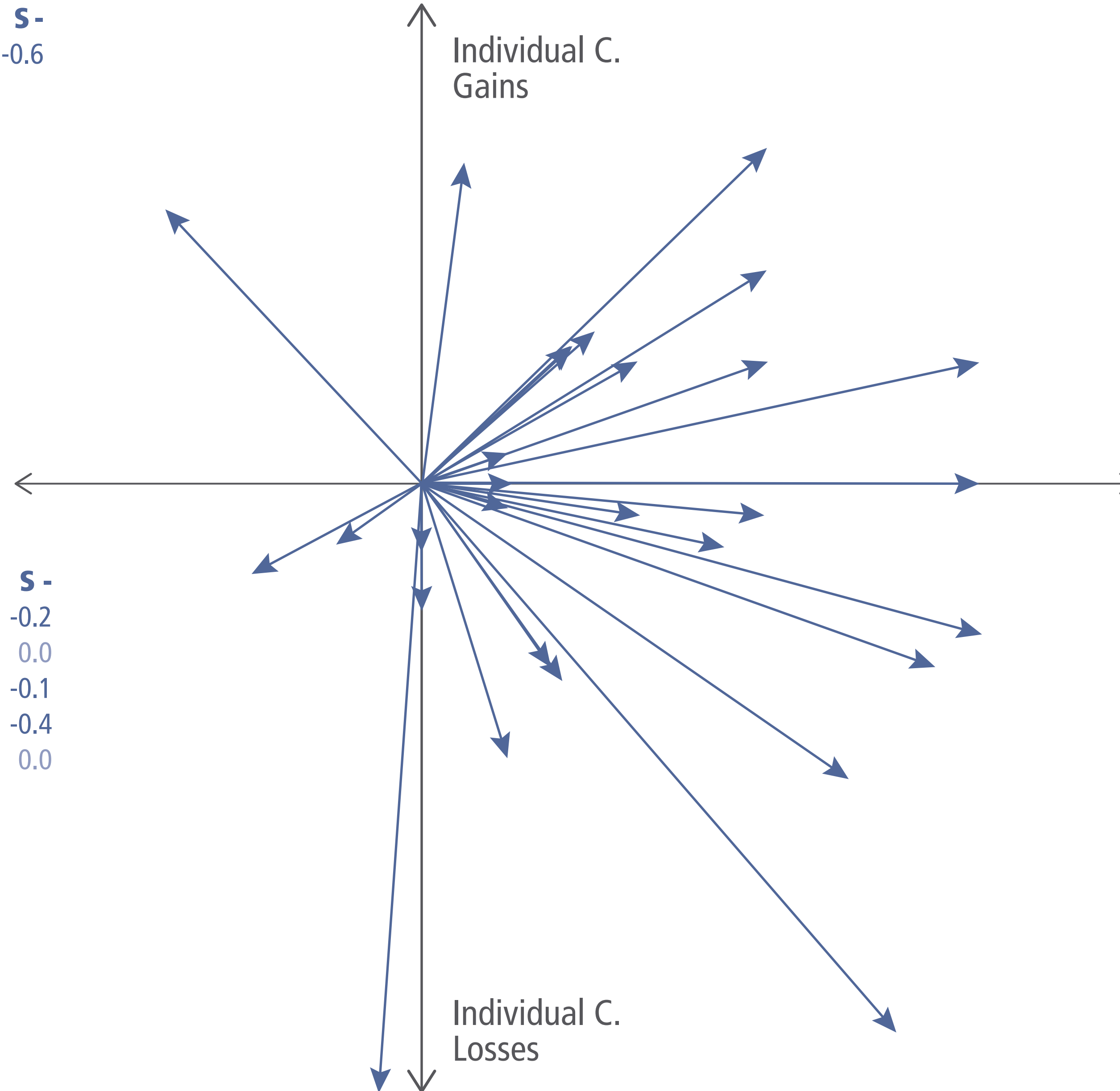
## Overall Results

- Country Groups
- Eurogroup
- New Hanseatic League
- Affluent Seven
- Southern Seven
- Big Six
- Founding Six
- Southeast Four
- Visegrád Four
- Baltics
- Benelux
- Nordics

Ireland **I+** **S-**  
0.9 -0.6

Structural C.  
Losses

**I-** **S-**  
Cyprus -0.2 -0.2  
Denmark -0.5 0.0  
Greece -2.0 -0.1  
UK -0.3 -0.4  
Spain -0.2 0.0



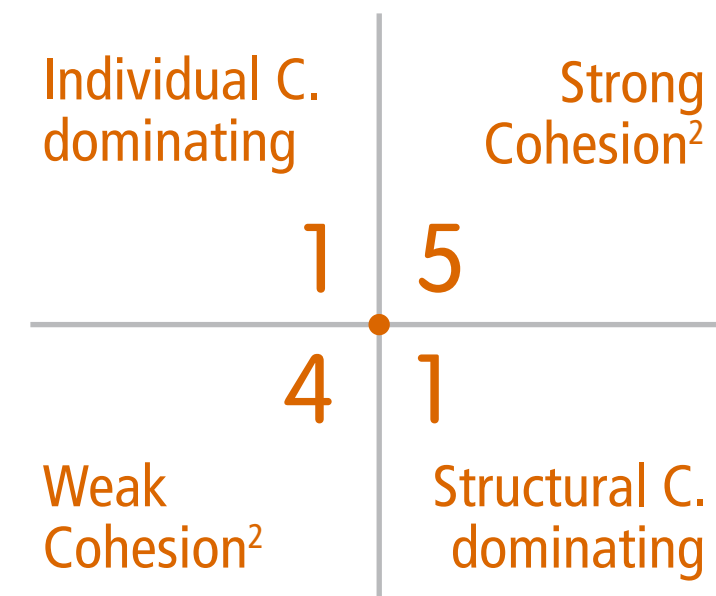
**I+** **S+**  
Bulgaria 0.4 1.3  
Finland 0.5 0.4  
Latvia 0.7 0.8  
Lithuania 0.4 0.8  
Luxembourg 0.8 0.3  
Malta 1.1 0.8  
Netherlands 0.1 0.2  
Portugal 1.1 0.1  
Sweden 0.4 0.5

Structural C.  
Gains

**I-** **S+**  
Austria 0.0 0.2  
Belgium -0.1 0.2  
Croatia -0.2 0.7  
Czech Rep. -0.5 1.3  
Estonia -0.1 0.8  
France -0.6 0.3  
Germany -0.1 0.5  
Hungary -1.8 1.1  
Italy -0.9 0.2  
Poland -1.0 1.0  
Romania 0.0 1.3  
Slovakia -0.6 1.2  
Slovenia -0.6 0.3

# Country Groups 2017 | 2007 | Routes

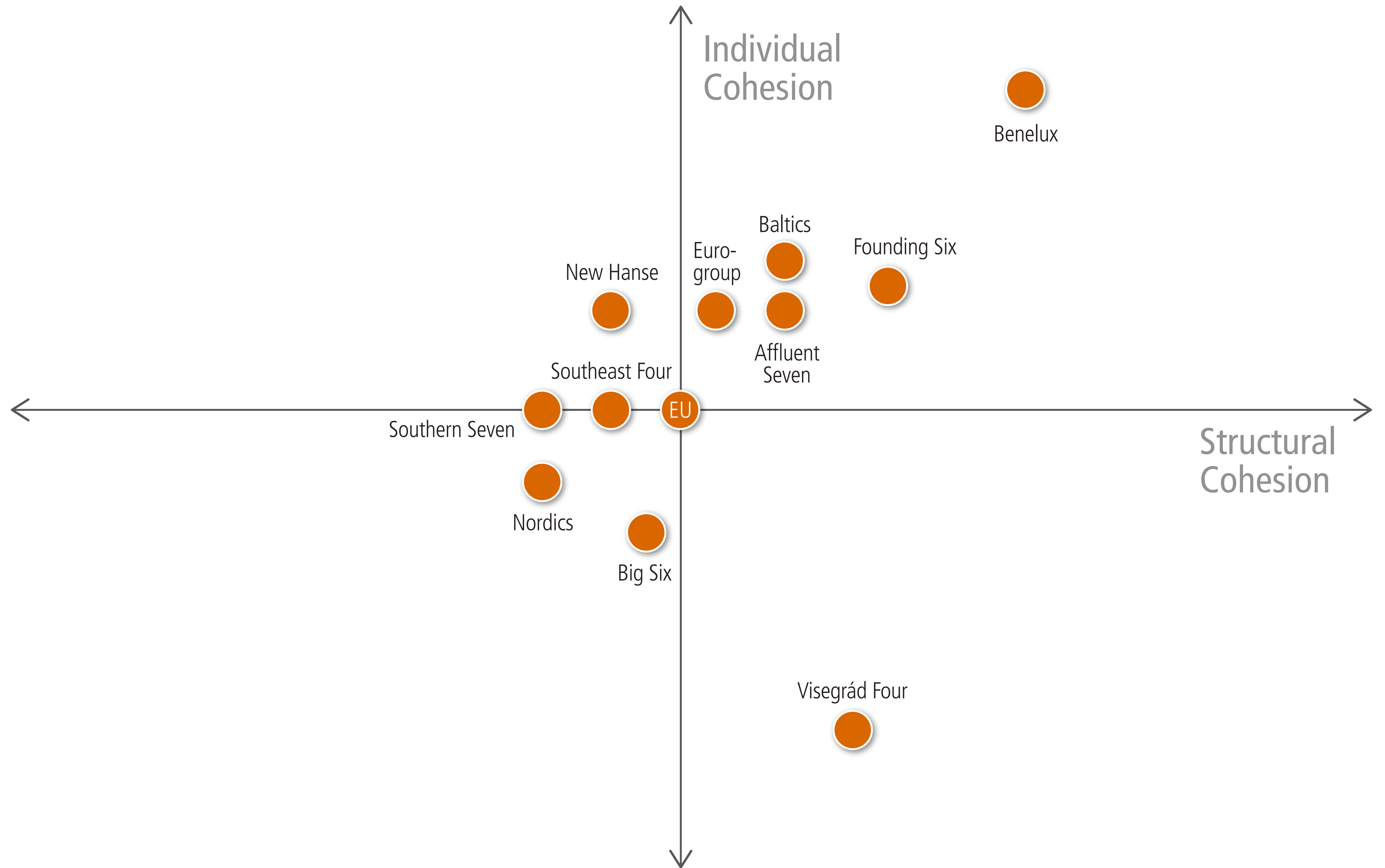
Crosshairs at EU28 2017 mean - defining four cohesion quadrants



Overall Results

**Country Groups**

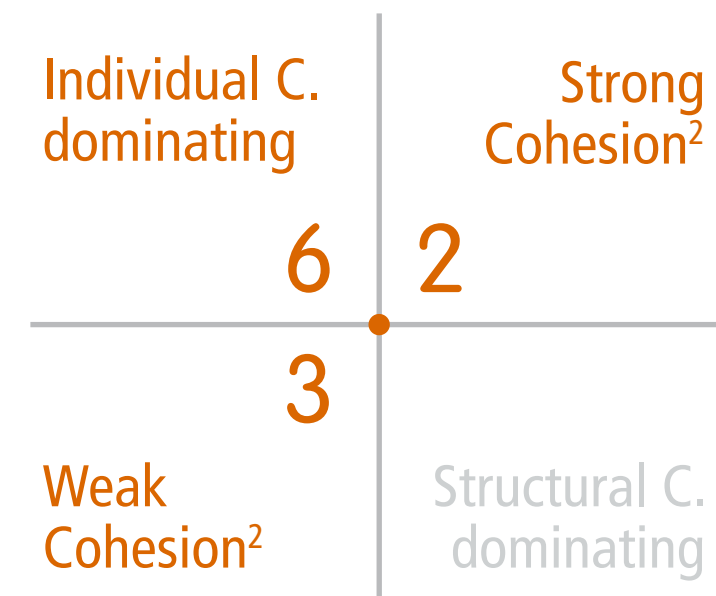
- Eurogroup
- New Hanseatic League
- Affluent Seven
- Southern Seven
- Big Six
- Founding Six
- Southeast Four
- Visegrád Four
- Baltics
- Benelux
- Nordics





# Country Groups 2017 | 2007 | Routes

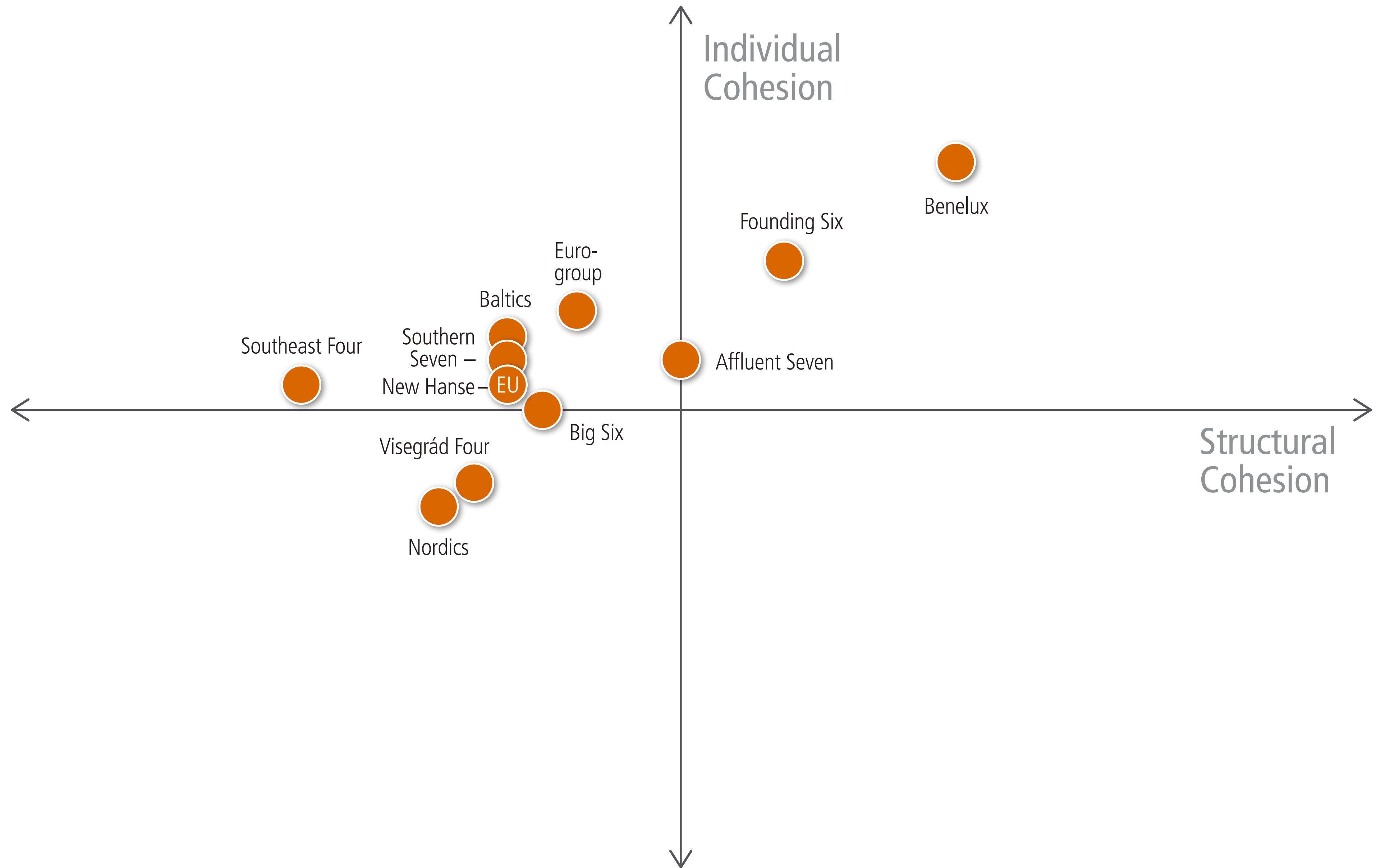
Crosshairs at EU28 2017 mean - defining four cohesion quadrants



Overall Results

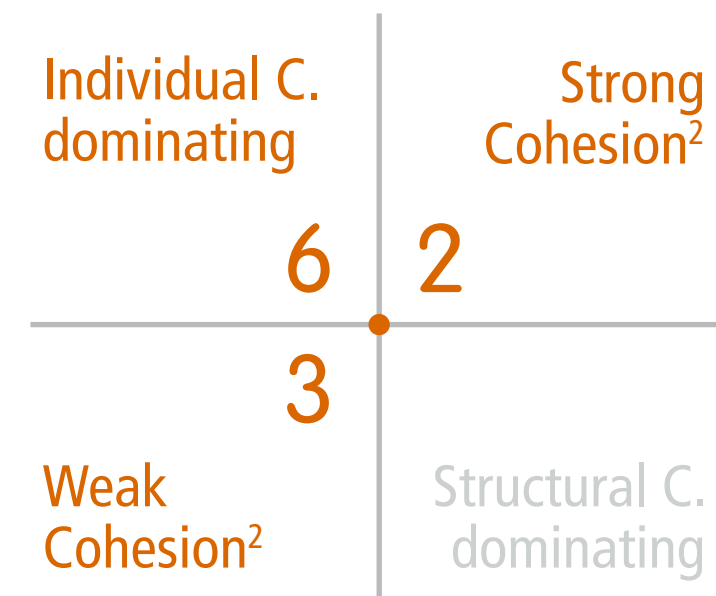
## Country Groups

- Eurogroup
- New Hanseatic League
- Affluent Seven
- Southern Seven
- Big Six
- Founding Six
- Southeast Four
- Visegrád Four
- Baltics
- Benelux
- Nordics



# Country Groups 2017 | 2007 | Routes

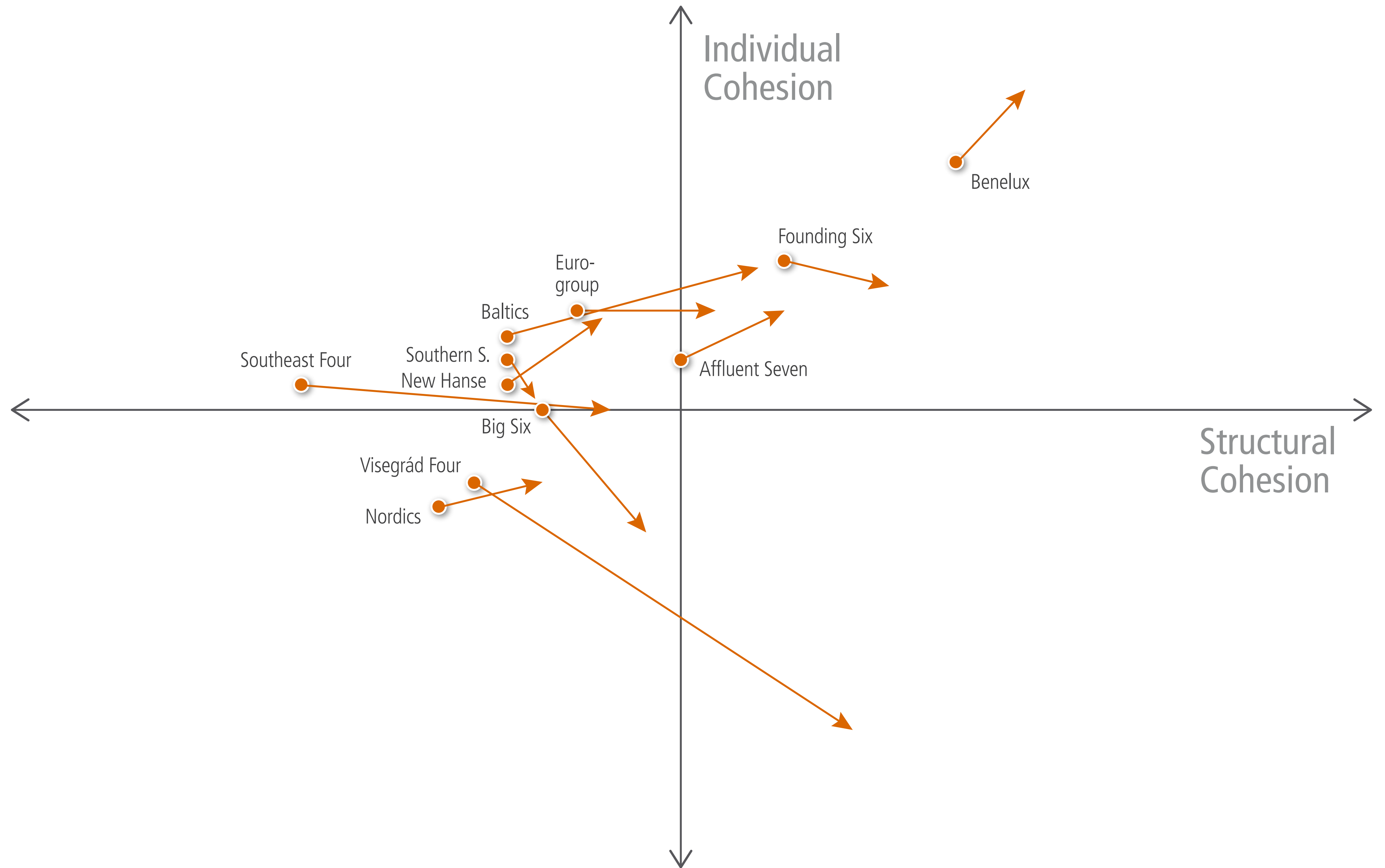
Crosshairs at EU28 2017 mean - defining four cohesion quadrants



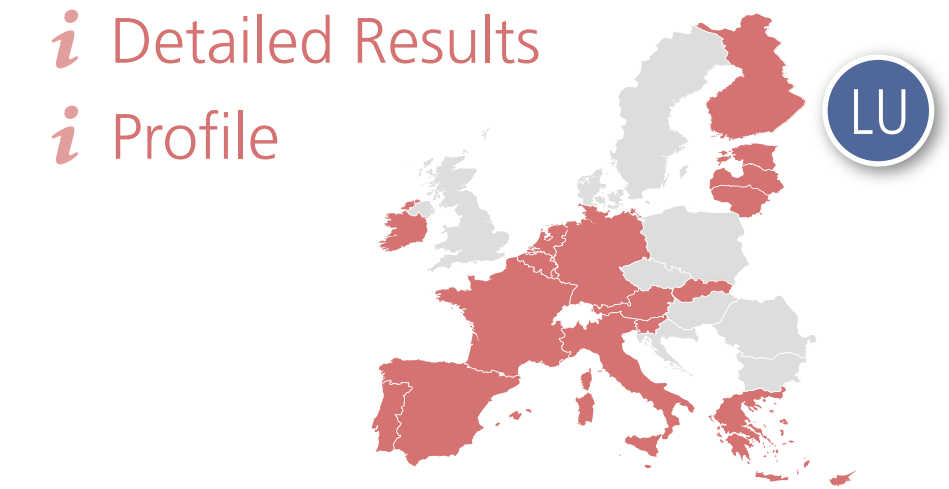
Overall Results

## Country Groups

- Eurogroup
- New Hanseatic League
- Affluent Seven
- Southern Seven
- Big Six
- Founding Six
- Southeast Four
- Visegrád Four
- Baltics
- Benelux
- Nordics



# Eurogroup 2017 | 2007 | Routes



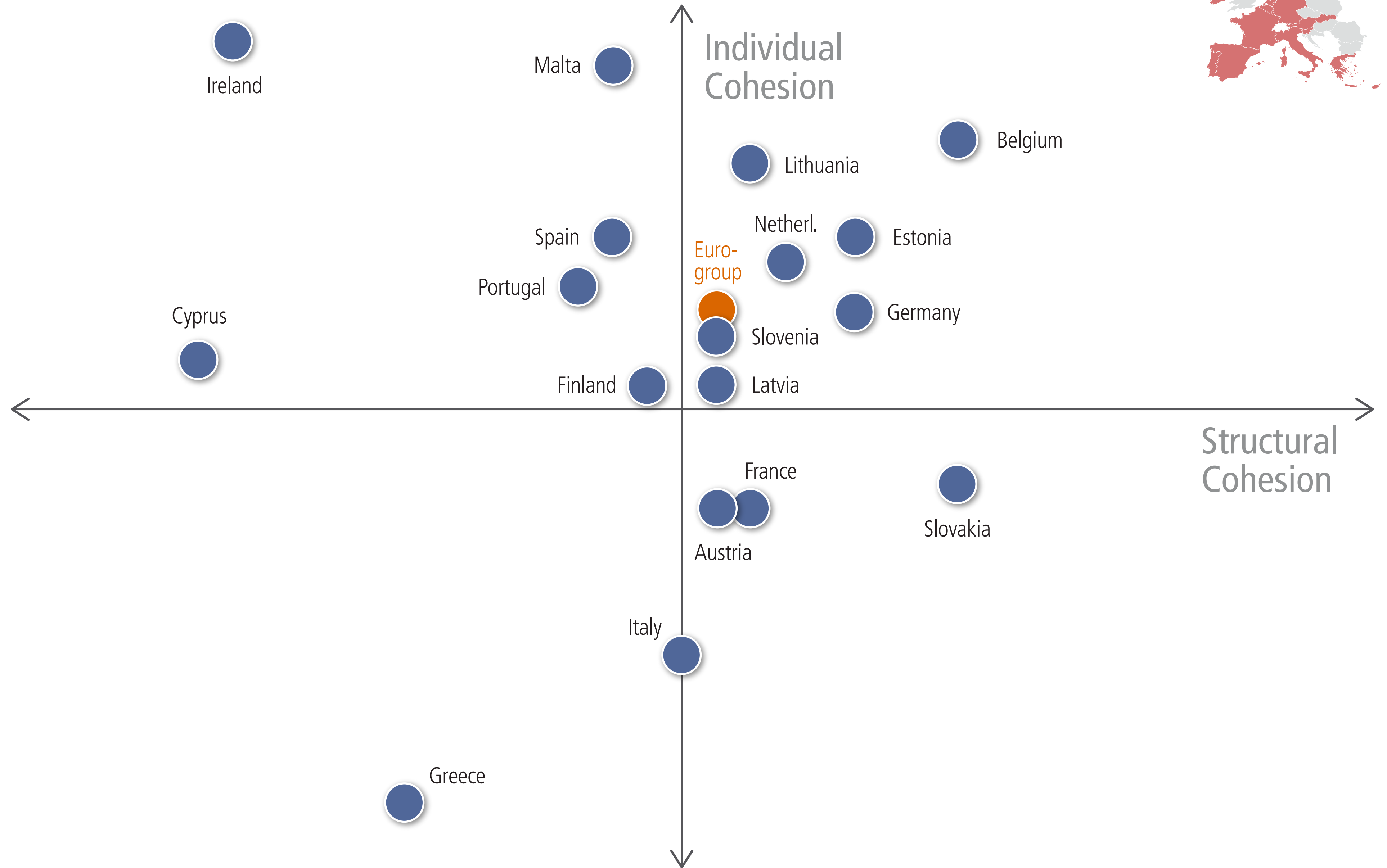
Crosshairs at EU28 2017 mean - defining four cohesion quadrants

Individual C. dominating	Strong Cohesion <sup>2</sup>
6	8
2	3
Weak Cohesion <sup>2</sup>	Structural C. dominating

Overall Results  
Country Groups

**Eurogroup**

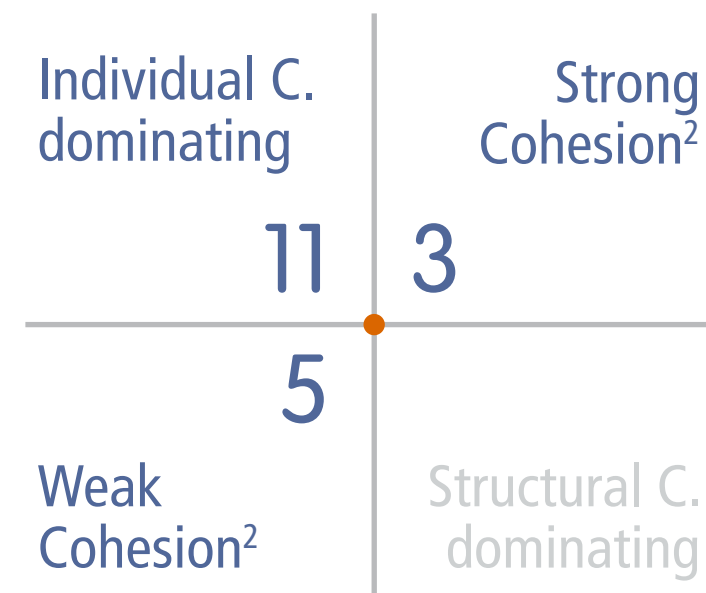
- New Hanseatic League
- Affluent Seven
- Southern Seven
- Big Six
- Founding Six
- Southeast Four
- Visegrád Four
- Baltics
- Benelux
- Nordics



# Eurogroup 2017 | 2007 | Routes

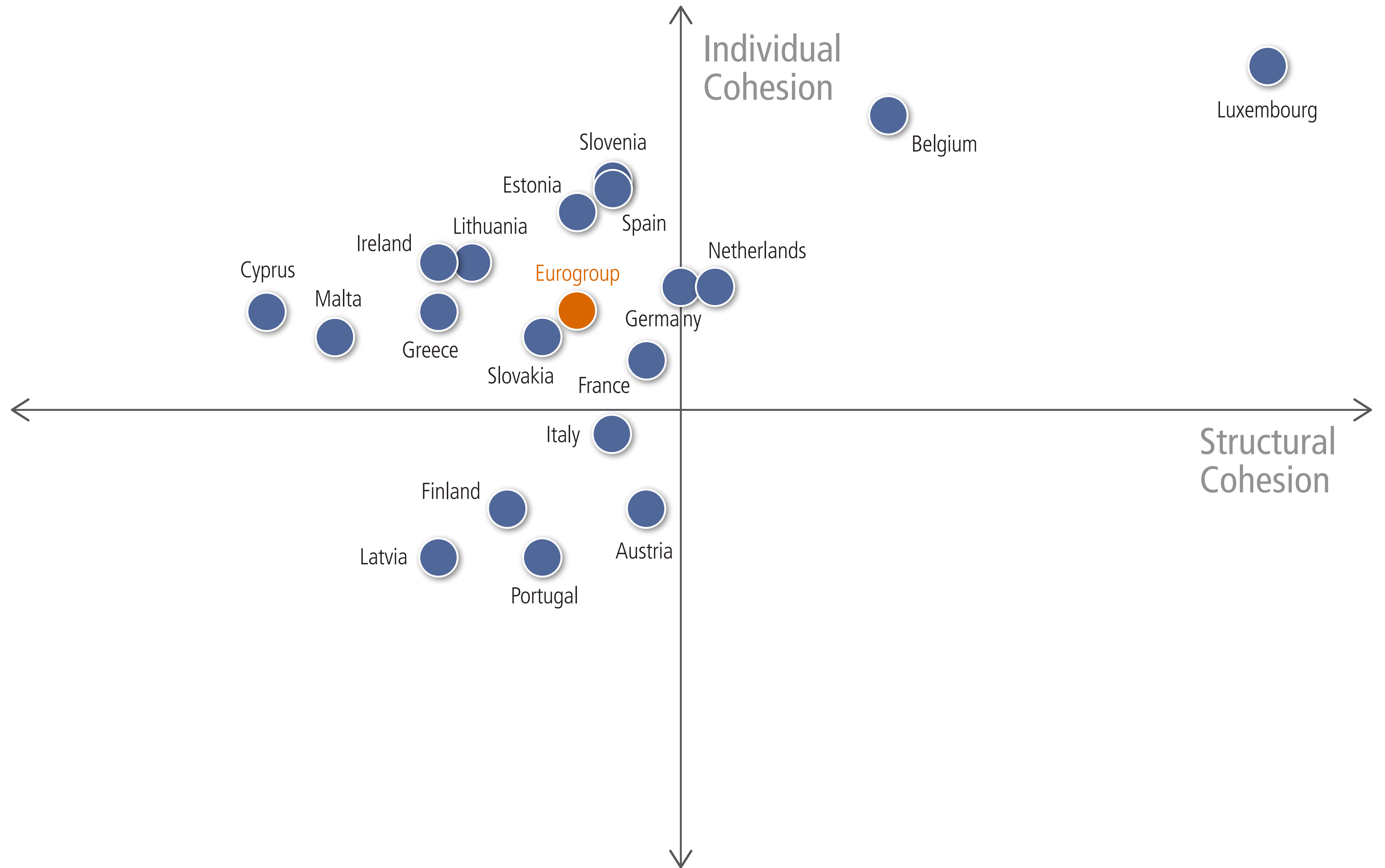
*i* Detailed Results  
*i* Profile

Crosshairs at EU28 2017 mean - defining four cohesion quadrants



Overall Results  
Country Groups

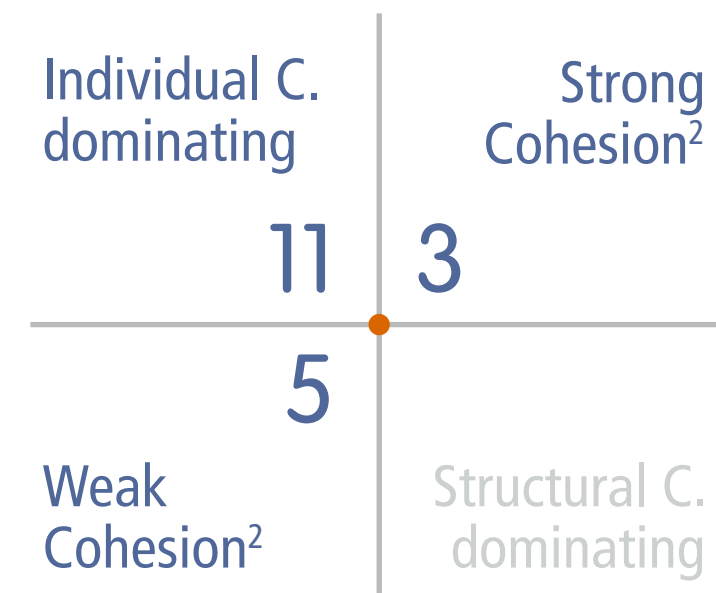
- Eurogroup**
- New Hanseatic League
- Affluent Seven
- Southern Seven
- Big Six
- Founding Six
- Southeast Four
- Visegrád Four
- Baltics
- Benelux
- Nordics



# Eurogroup 2017 | 2007 | Routes

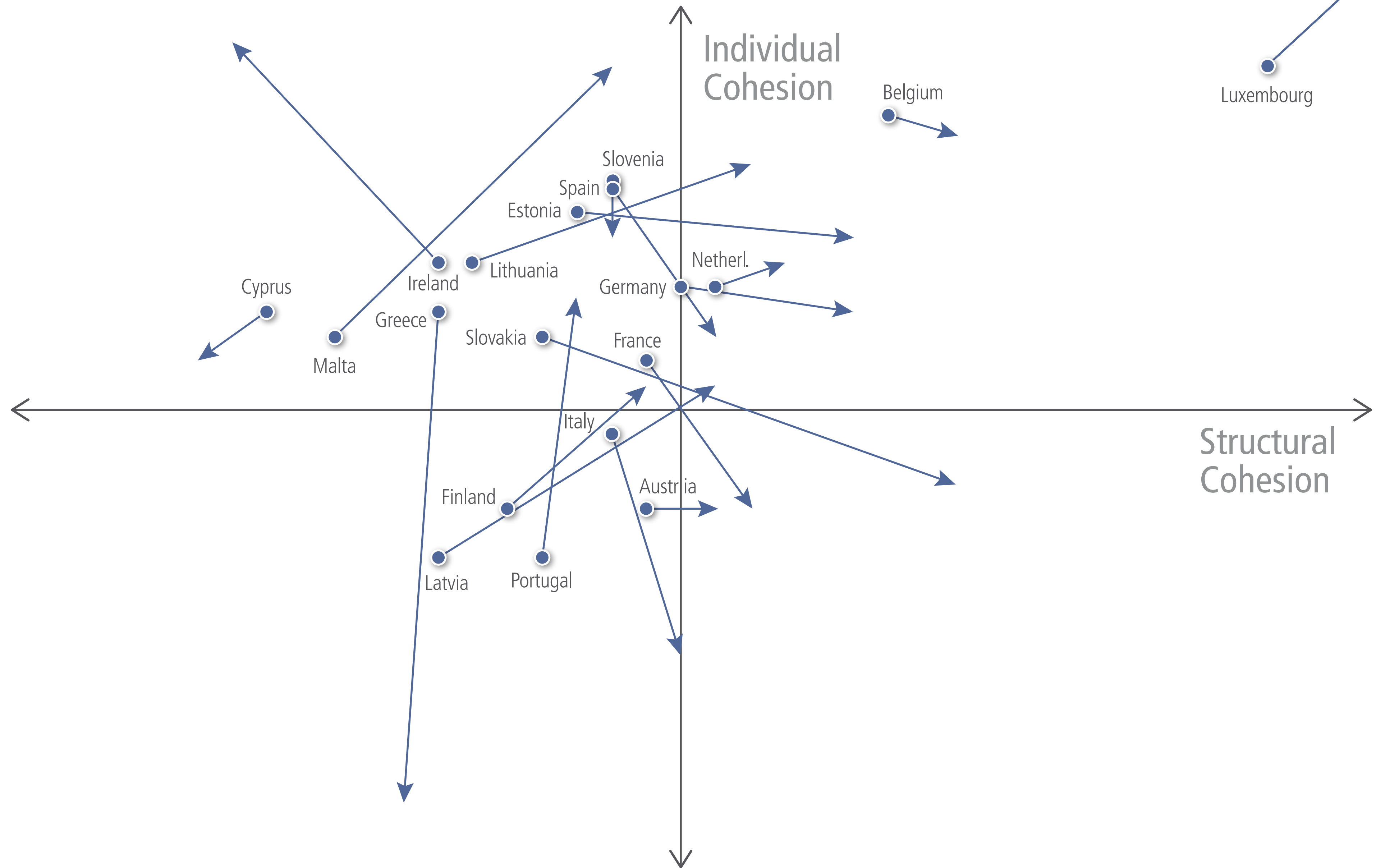
*i* Detailed Results  
*i* Profile

Crosshairs at EU28 2017 mean - defining four cohesion quadrants



Overall Results  
 Country Groups

- Eurogroup**
- New Hanseatic League
- Affluent Seven
- Southern Seven
- Big Six
- Founding Six
- Southeast Four
- Visegrád Four
- Baltics
- Benelux
- Nordics

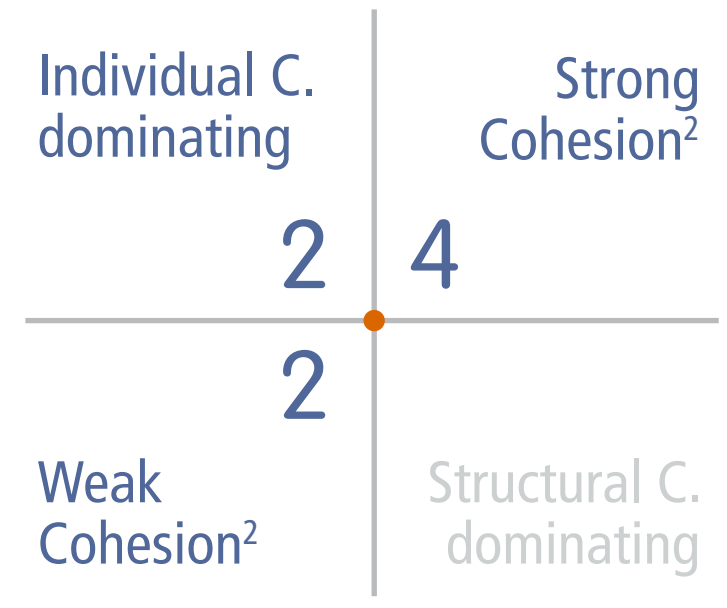


# New Hanseatic League 2017 | 2007 | Countries

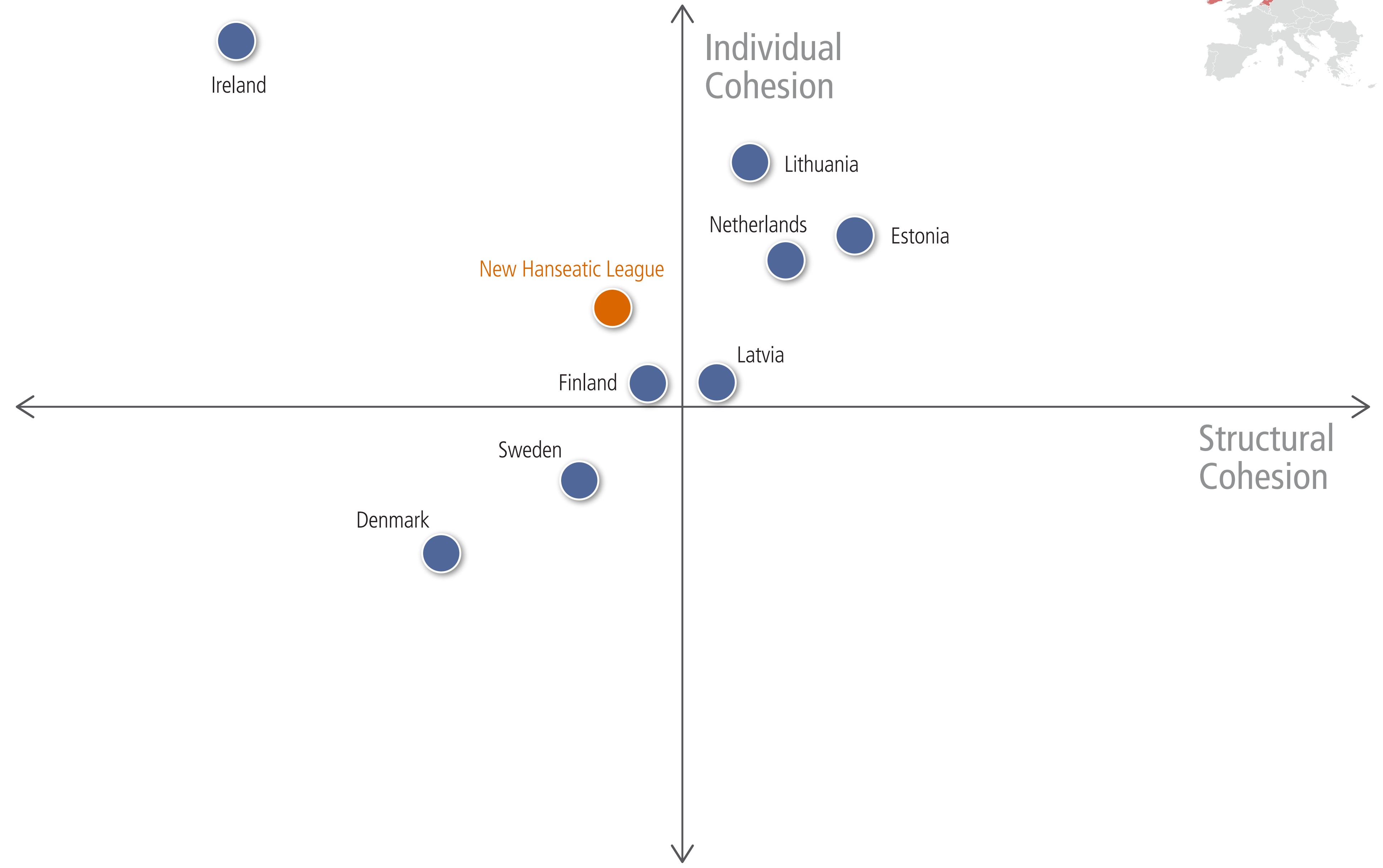
*i* Detailed Results  
*i* Profile



Crosshairs at EU28 2017 mean - defining four cohesion quadrants



- Overall Results
- Country Groups
- Eurogroup
  - New Hanseatic League**
  - Affluent Seven
  - Southern Seven
  - Big Six
  - Founding Six
  - Southeast Four
  - Visegrád Four
  - Baltics
  - Benelux
  - Nordics



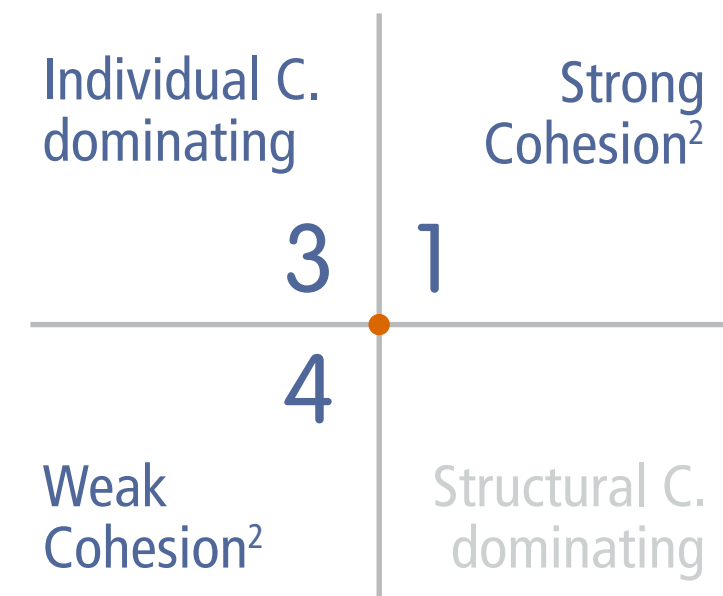
# New Hanseatic League

2017 | 2007 | Countries

[i Detailed Results](#)  
[i Profile](#)



Crosshairs at EU28 2017 mean - defining four cohesion quadrants



Overall Results

Country Groups

Eurogroup

**New Hanseatic League**

Affluent Seven

Southern Seven

Big Six

Founding Six

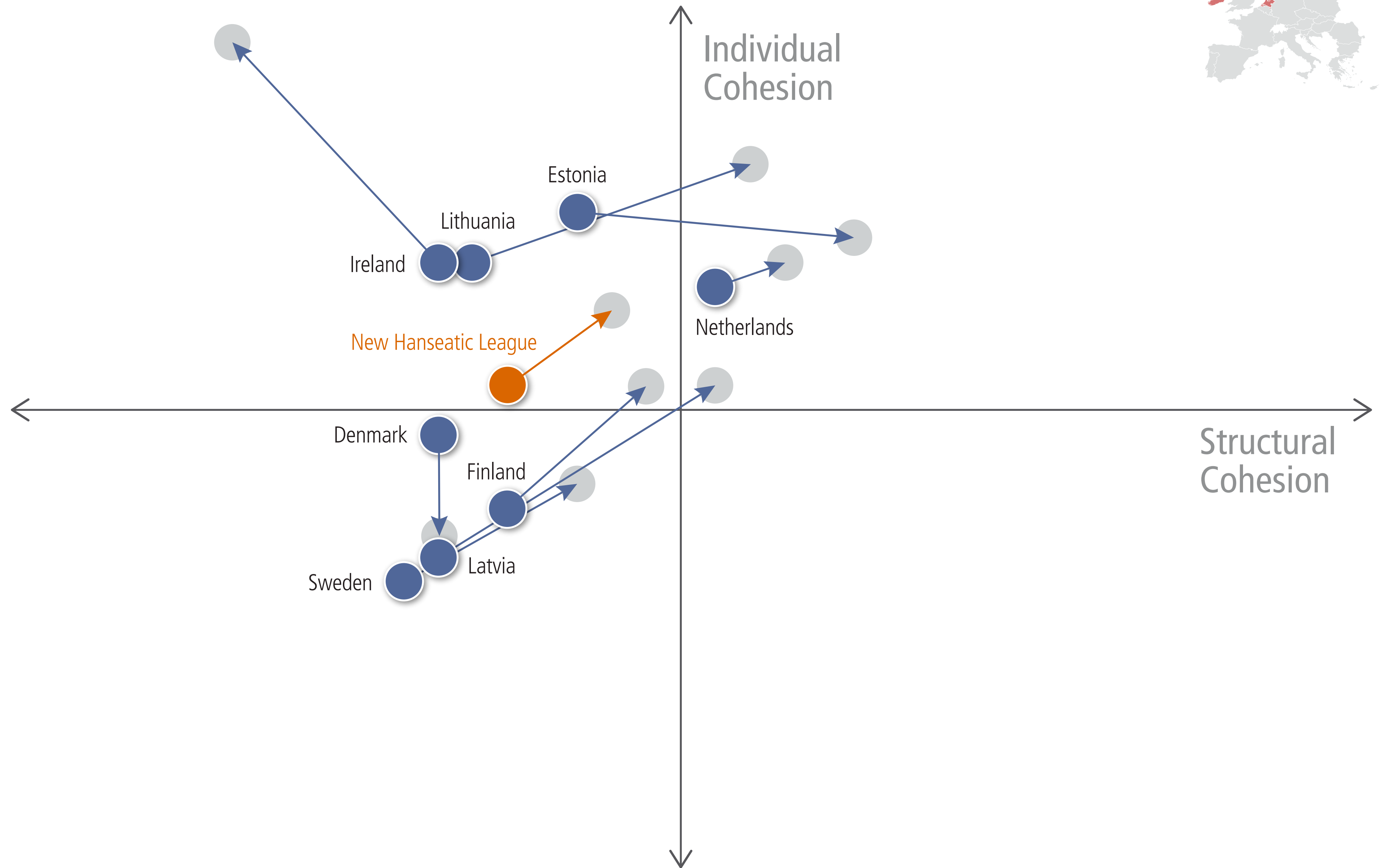
Southeast Four

Visegrád Four

Baltics

Benelux

Nordics

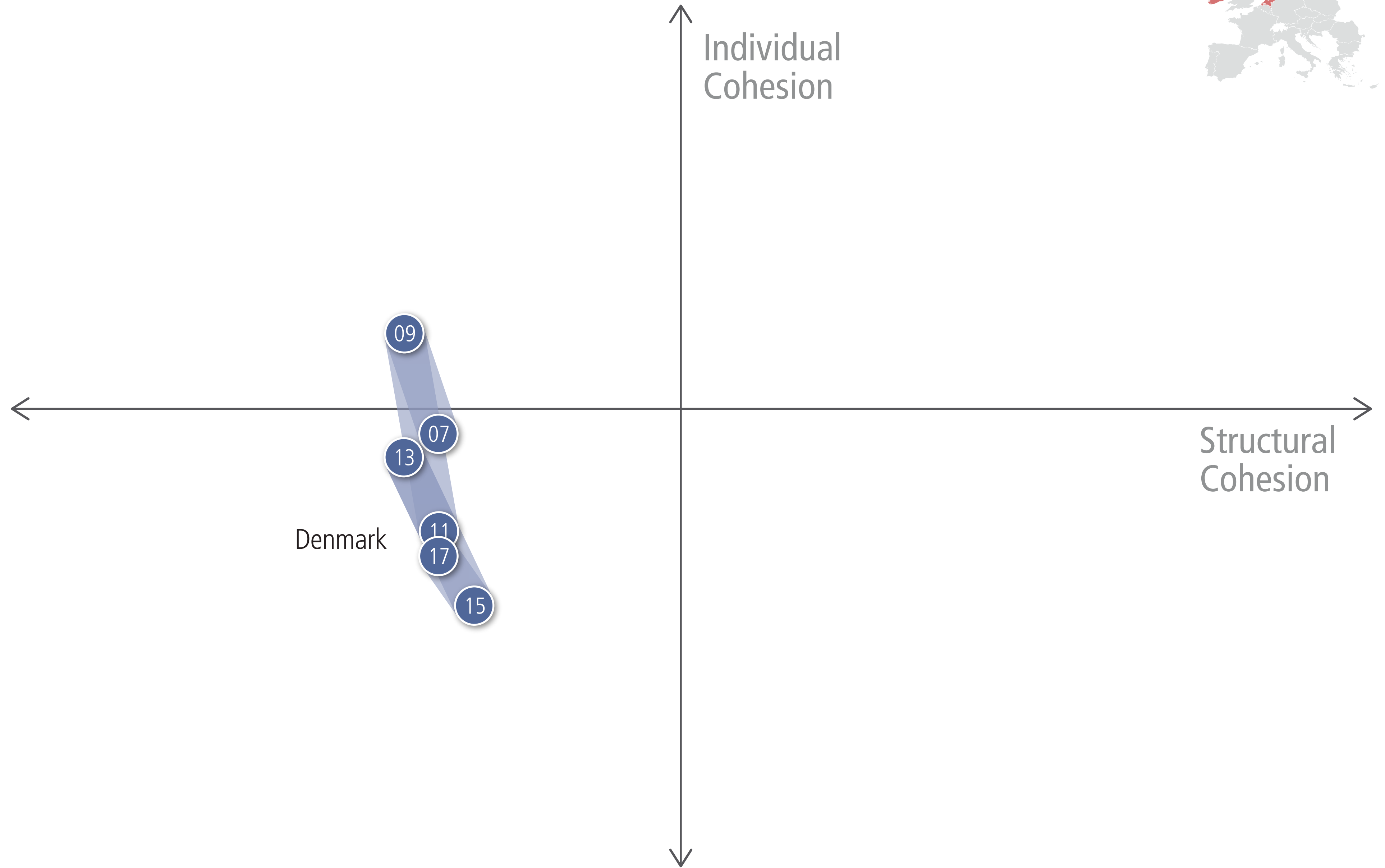


# New Hanseatic League 2017 | 2007 | Countries



- Denmark
- Estonia
- Finland
- Ireland
- Latvia
- Lithuania
- Netherlands
- Sweden

- Overall Results
- Country Groups
- Eurogroup
- New Hanseatic League
- Affluent Seven
- Southern Seven
- Big Six
- Founding Six
- Southeast Four
- Visegrád Four
- Baltics
- Benelux
- Nordics





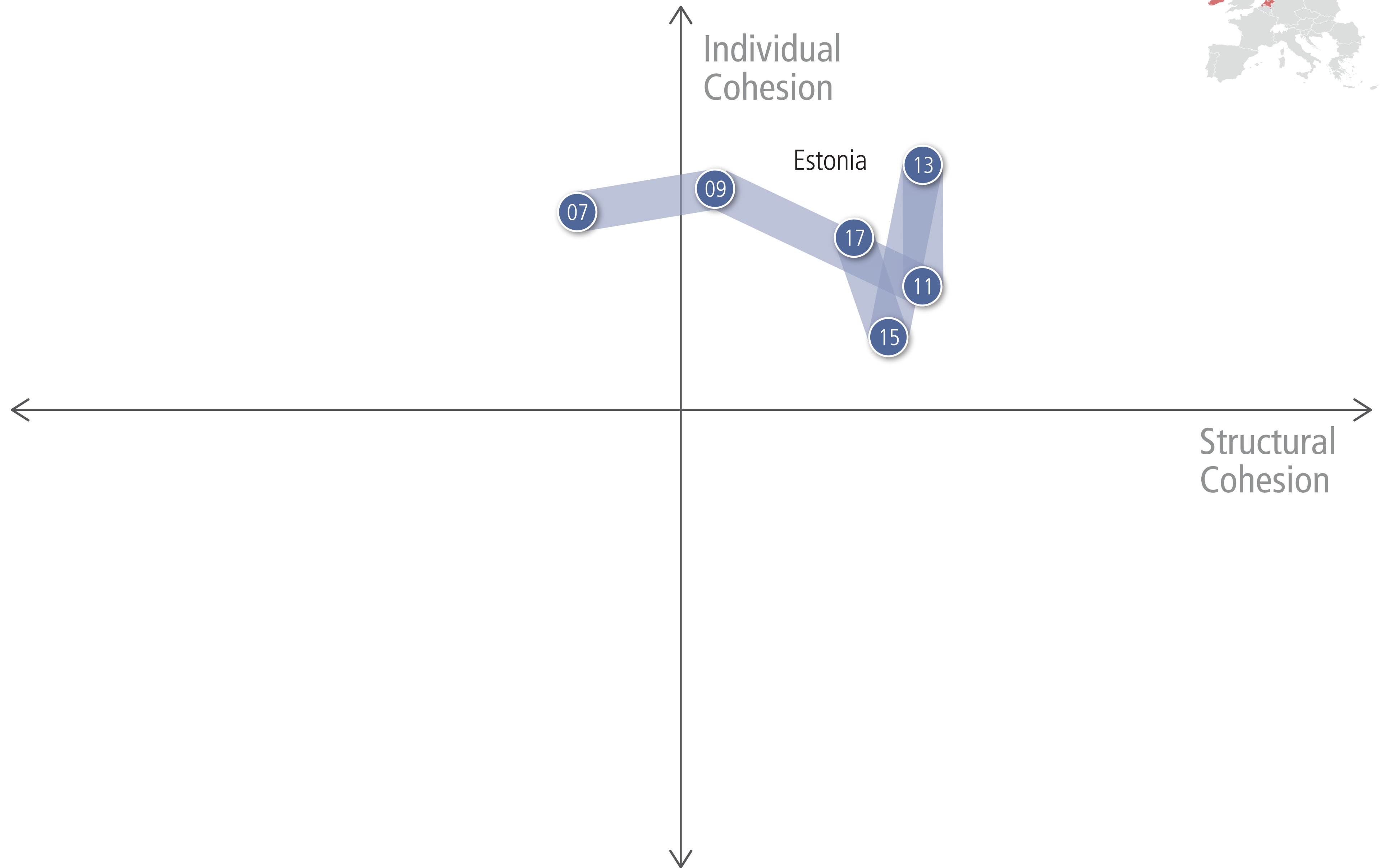
# New Hanseatic League 2017 | 2007 | Countries

[i Detailed Results](#)



- Denmark
- Estonia**
- Finland
- Ireland
- Latvia
- Lithuania
- Netherlands
- Sweden

- Overall Results
- Country Groups
- Eurogroup
- New Hanseatic League**
- Affluent Seven
- Southern Seven
- Big Six
- Founding Six
- Southeast Four
- Visegrád Four
- Baltics
- Benelux
- Nordics

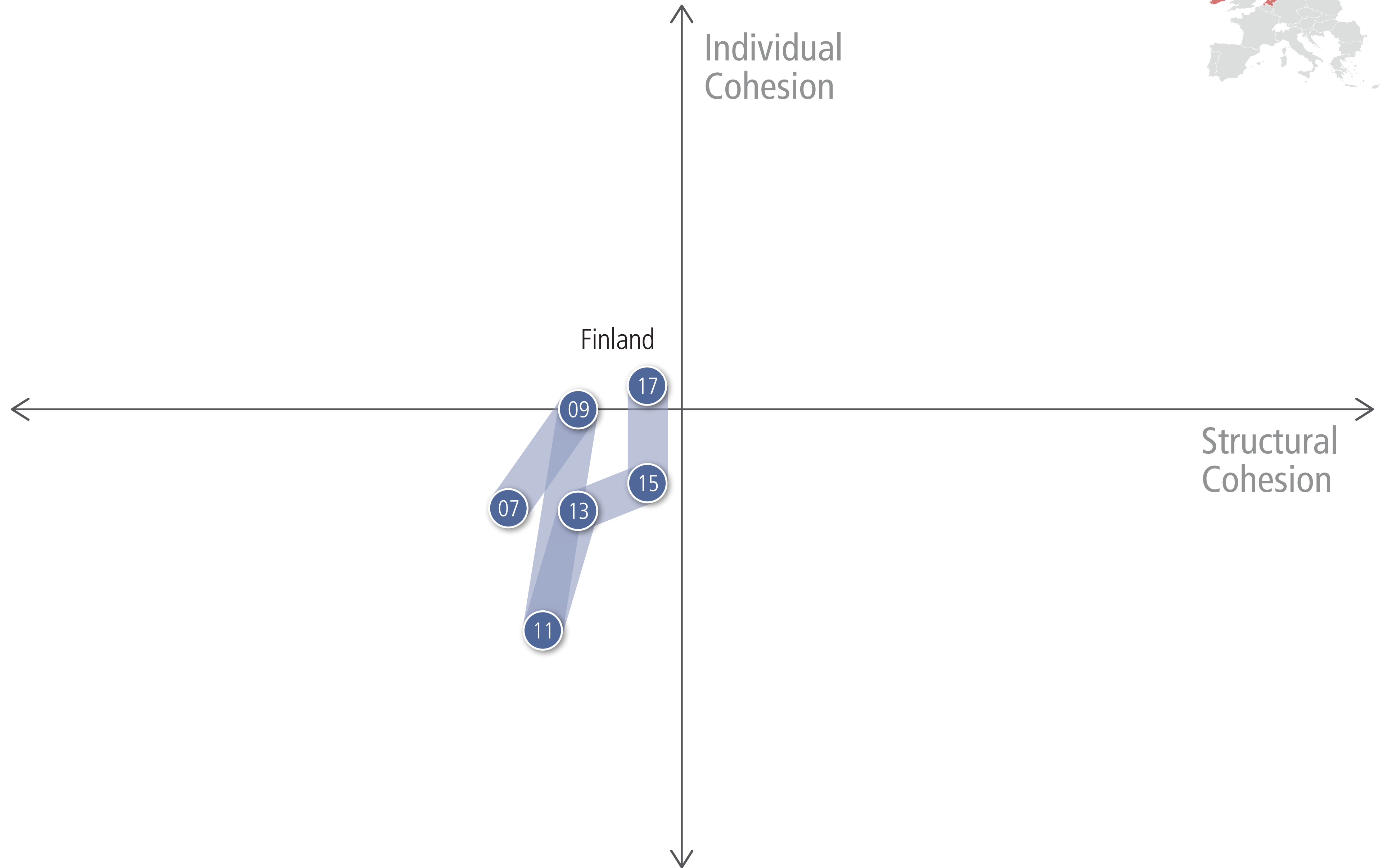


# New Hanseatic League 2017 | 2007 | Countries



- Denmark
- Estonia
- Finland**
- Ireland
- Latvia
- Lithuania
- Netherlands
- Sweden

- Overall Results
- Country Groups
- Eurogroup
- New Hanseatic League**
- Affluent Seven
- Southern Seven
- Big Six
- Founding Six
- Southeast Four
- Visegrád Four
- Baltics
- Benelux
- Nordics



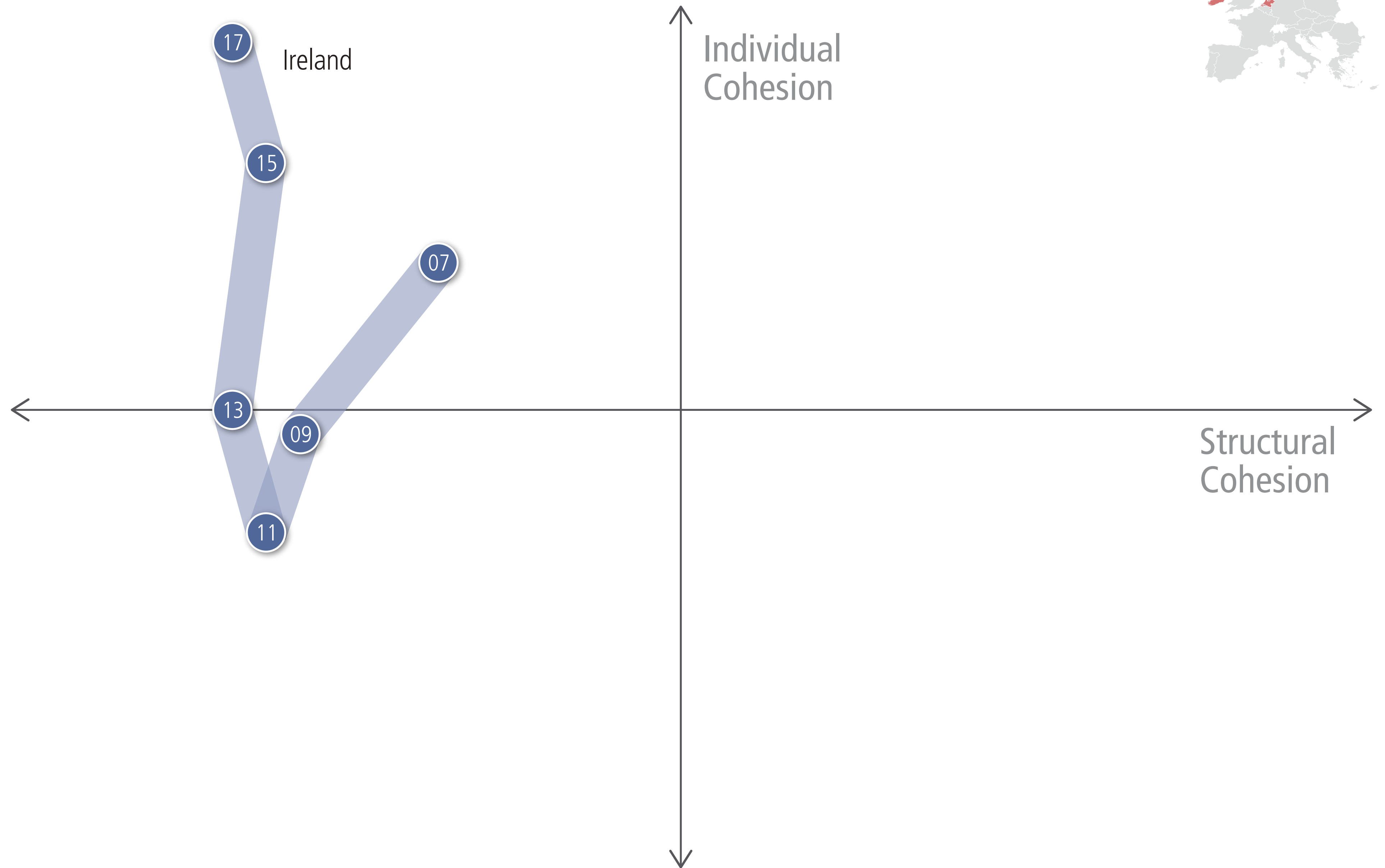
# New Hanseatic League

2017 | 2007 | Countries



- Denmark
- Estonia
- Finland
- Ireland**
- Latvia
- Lithuania
- Netherlands
- Sweden

- Overall Results
- Country Groups
- Eurogroup
- New Hanseatic League**
- Affluent Seven
- Southern Seven
- Big Six
- Founding Six
- Southeast Four
- Visegrád Four
- Baltics
- Benelux
- Nordics

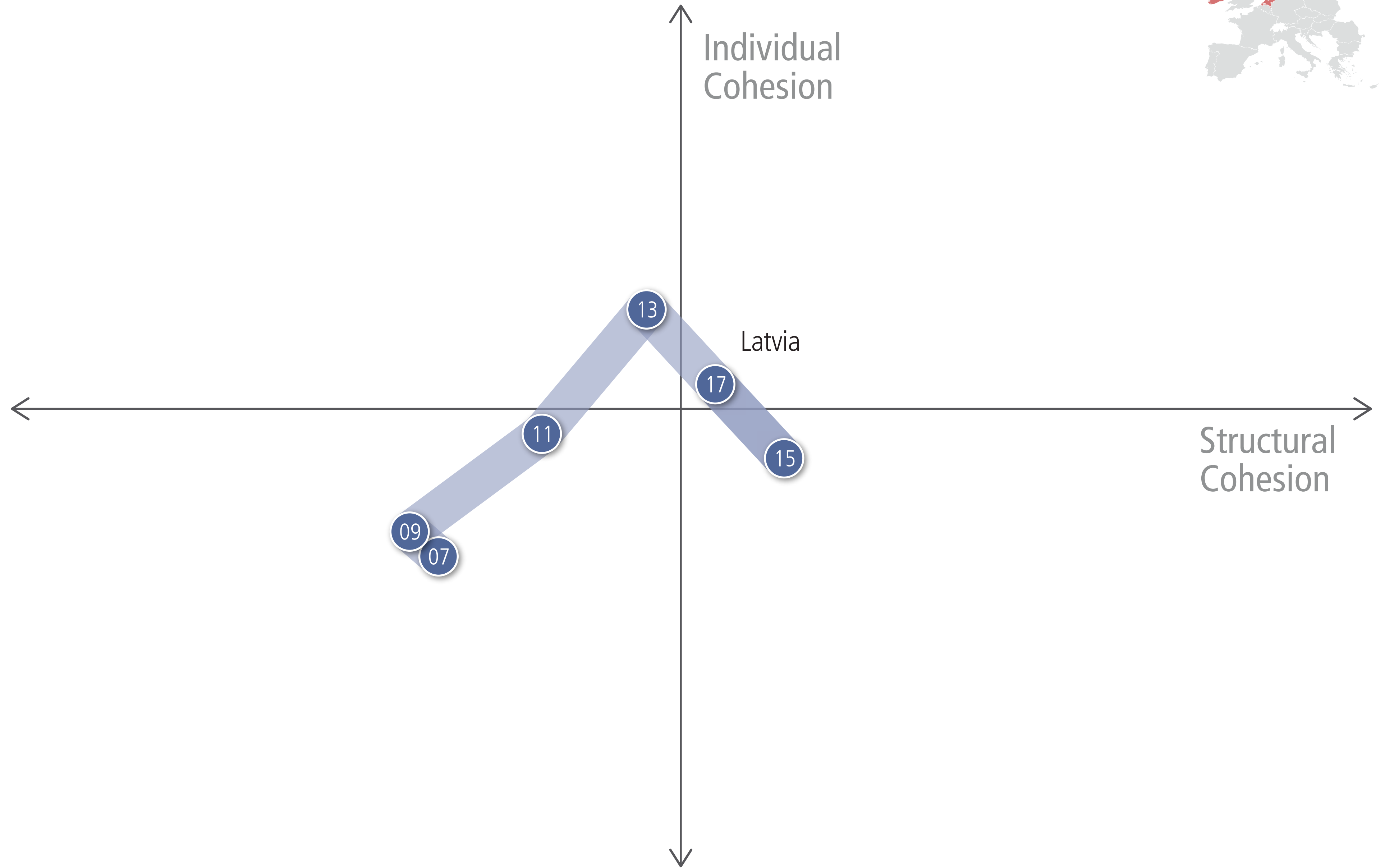


# New Hanseatic League 2017 | 2007 | Countries



- Denmark
- Estonia
- Finland
- Ireland
- Latvia**
- Lithuania
- Netherlands
- Sweden

- Overall Results
- Country Groups
- Eurogroup
- New Hanseatic League**
- Affluent Seven
- Southern Seven
- Big Six
- Founding Six
- Southeast Four
- Visegrád Four
- Baltics
- Benelux
- Nordics

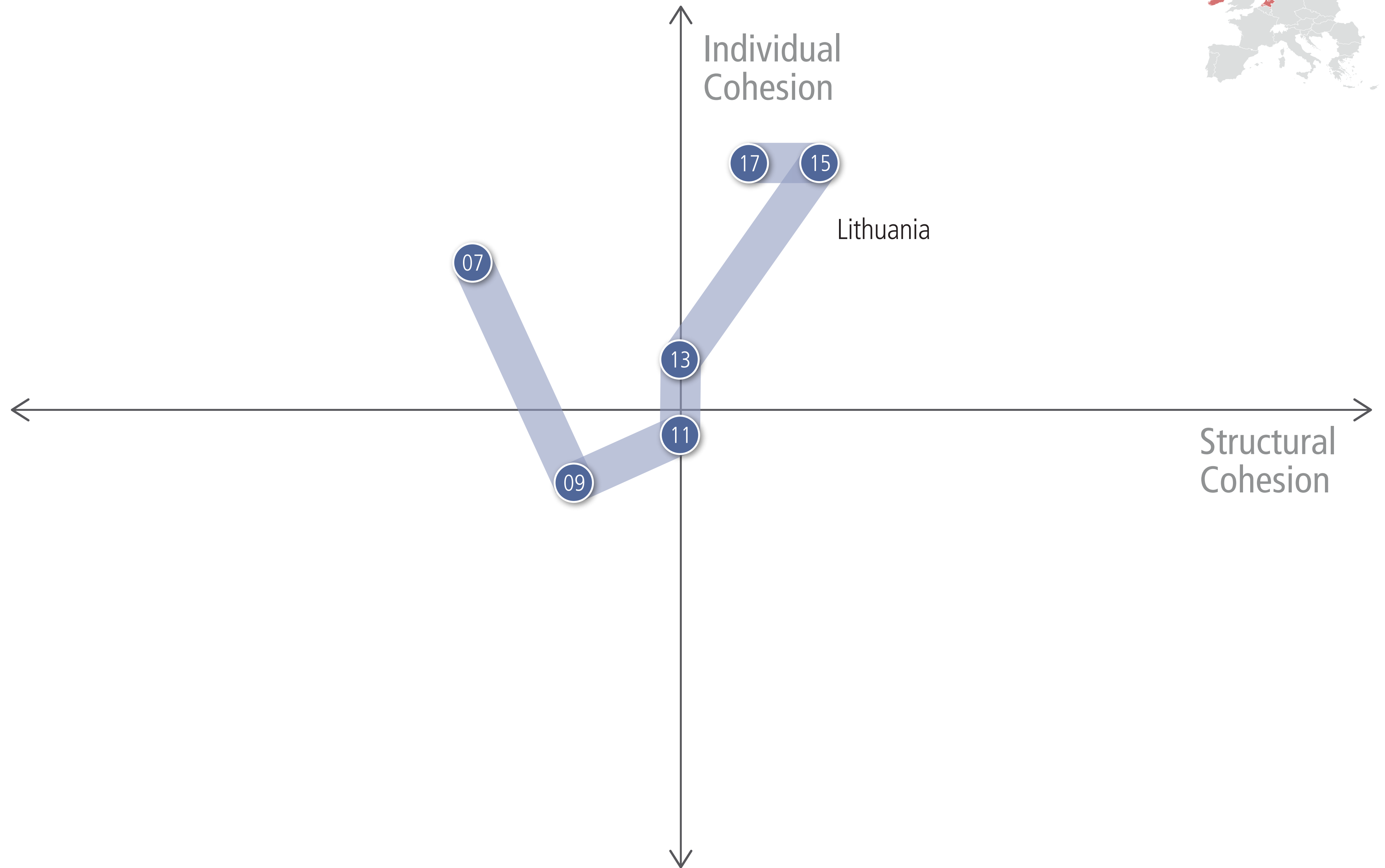


# New Hanseatic League 2017 | 2007 | Countries



- Denmark
- Estonia
- Finland
- Ireland
- Latvia
- Lithuania**
- Netherlands
- Sweden

- Overall Results
- Country Groups
- Eurogroup
- New Hanseatic League**
- Affluent Seven
- Southern Seven
- Big Six
- Founding Six
- Southeast Four
- Visegrád Four
- Baltics
- Benelux
- Nordics

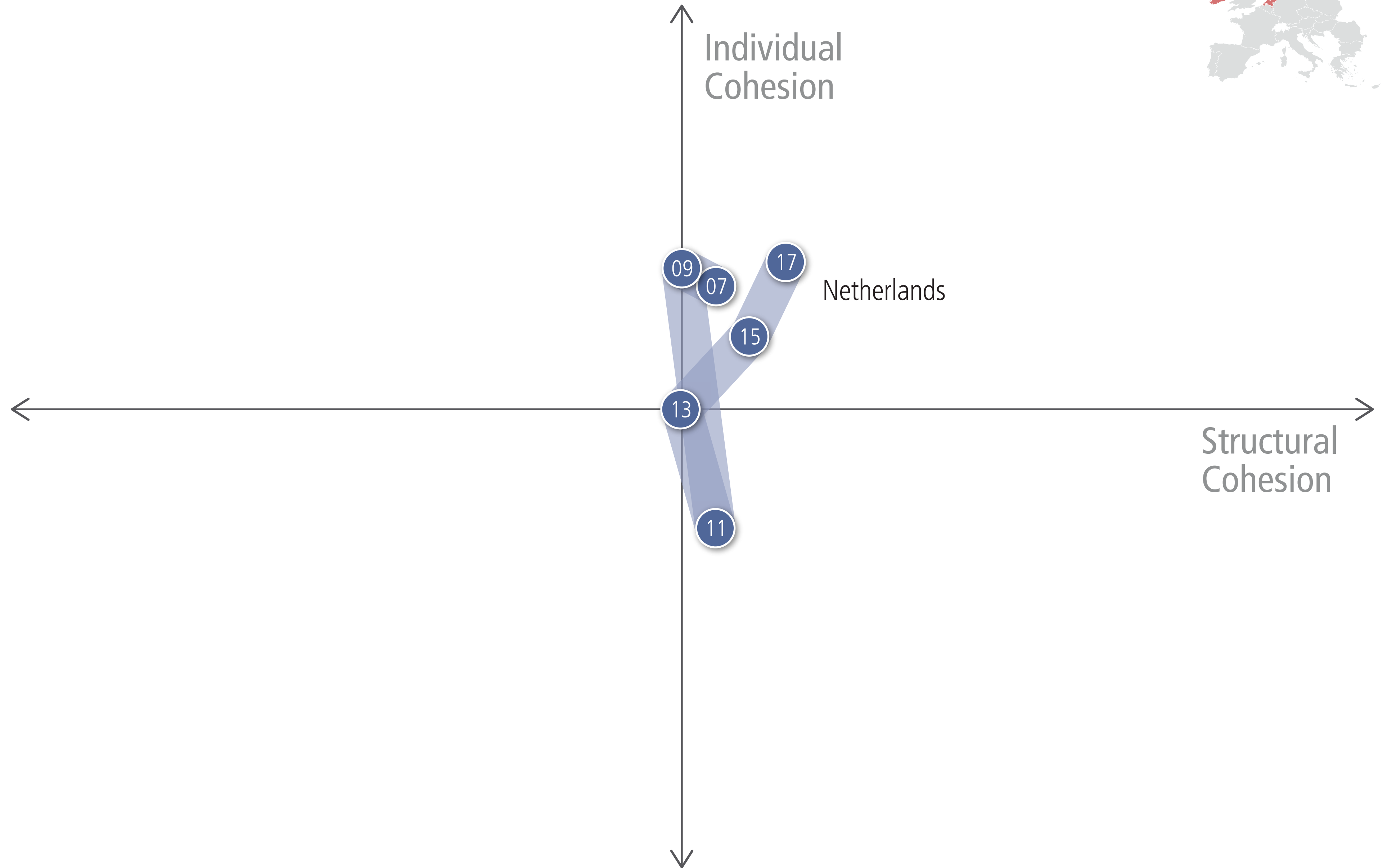


# New Hanseatic League 2017 | 2007 | Countries



- Denmark
- Estonia
- Finland
- Ireland
- Latvia
- Lithuania
- Netherlands**
- Sweden

- Overall Results
- Country Groups
- Eurogroup
- New Hanseatic League**
- Affluent Seven
- Southern Seven
- Big Six
- Founding Six
- Southeast Four
- Visegrád Four
- Baltics
- Benelux
- Nordics

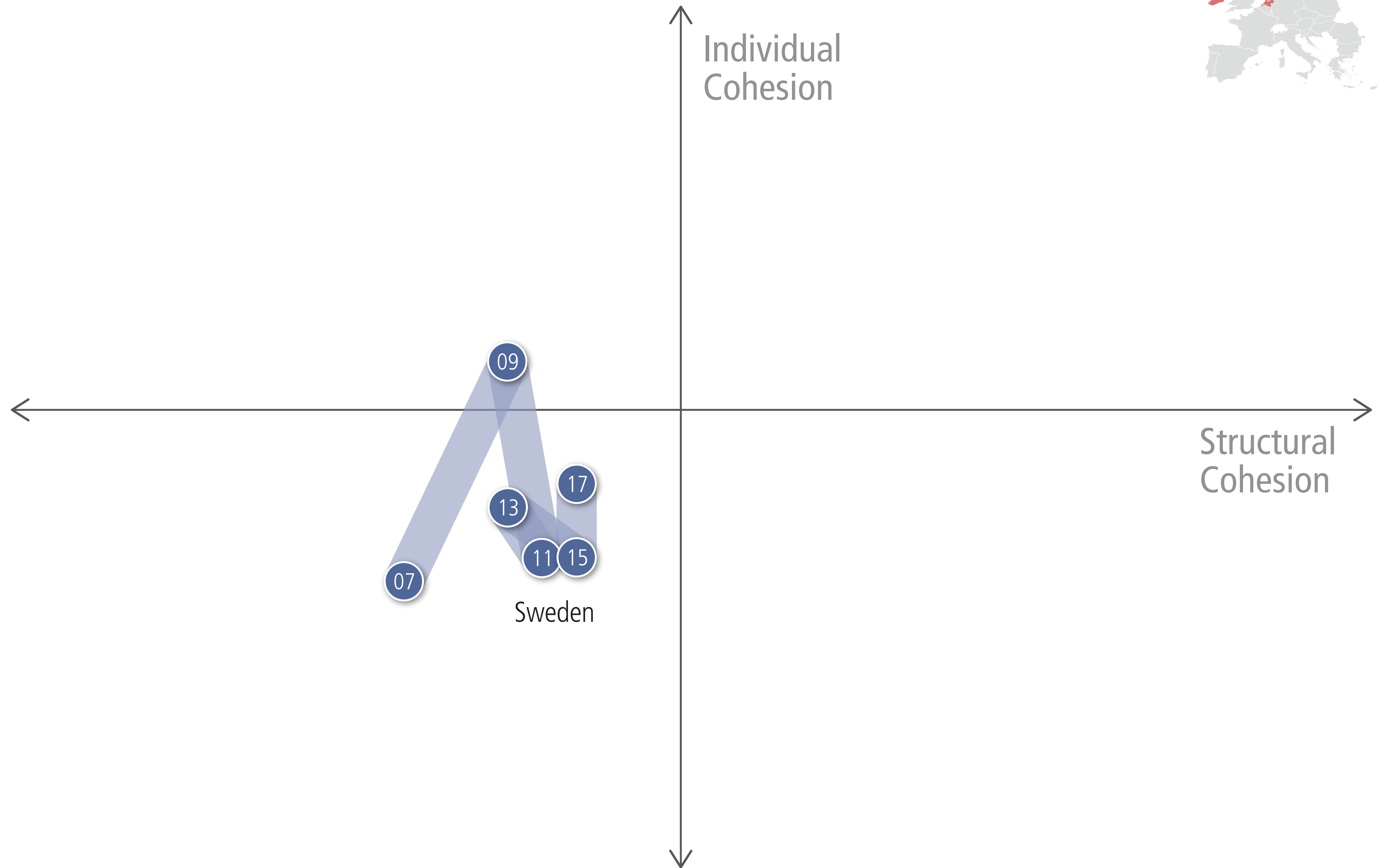


# New Hanseatic League 2017 | 2007 | Countries

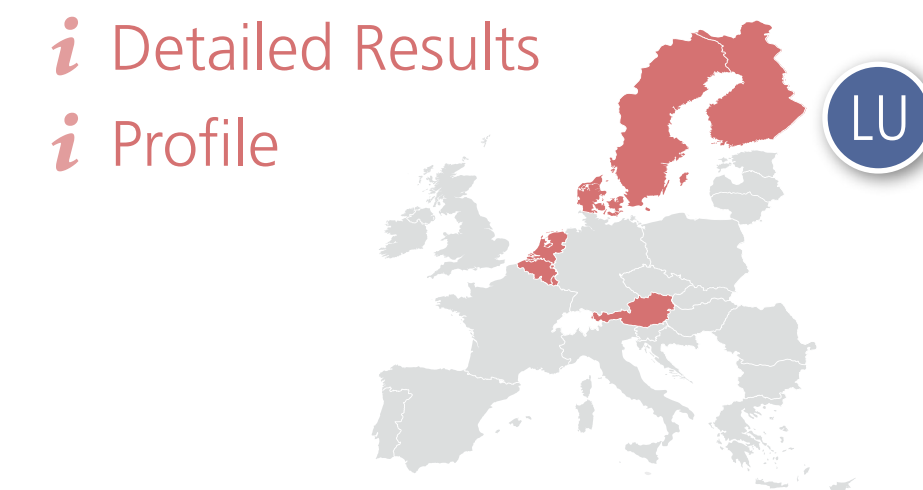


- Denmark
- Estonia
- Finland
- Ireland
- Latvia
- Lithuania
- Netherlands
- Sweden**

- Overall Results
- Country Groups
- Eurogroup
- New Hanseatic League**
- Affluent Seven
- Southern Seven
- Big Six
- Founding Six
- Southeast Four
- Visegrád Four
- Baltics
- Benelux
- Nordics



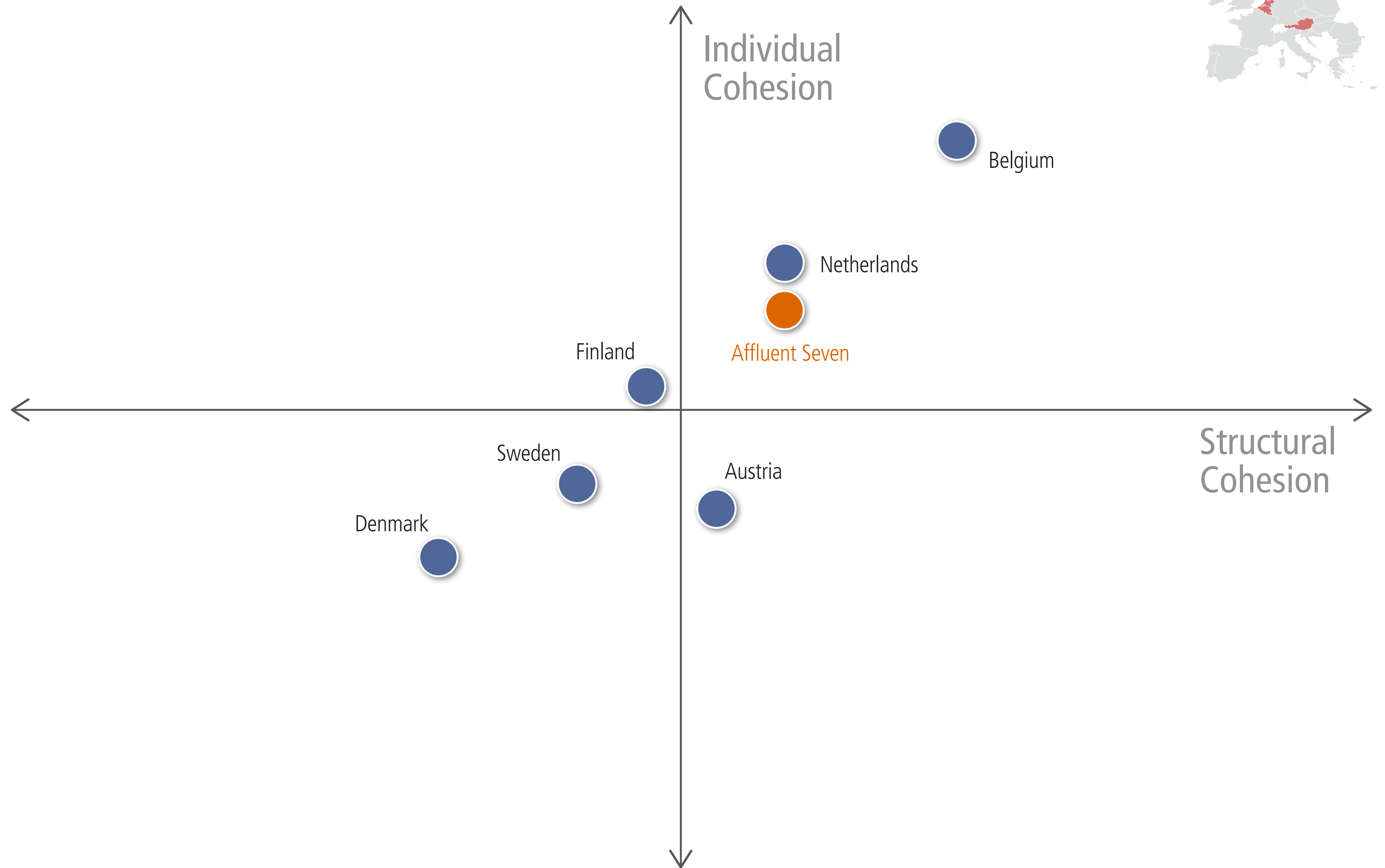
# Affluent Seven 2017 | 2007 | Countries



Crosshairs at EU28 2017 mean - defining four cohesion quadrants

Individual C. dominating	Strong Cohesion <sup>2</sup>
1	3
2	1
Weak Cohesion <sup>2</sup>	Structural C. dominating

- Overall Results
- Country Groups
- Eurogroup
- New Hanseatic League
- Affluent Seven**
- Southern Seven
- Big Six
- Founding Six
- Southeast Four
- Visegrád Four
- Baltics
- Benelux
- Nordics

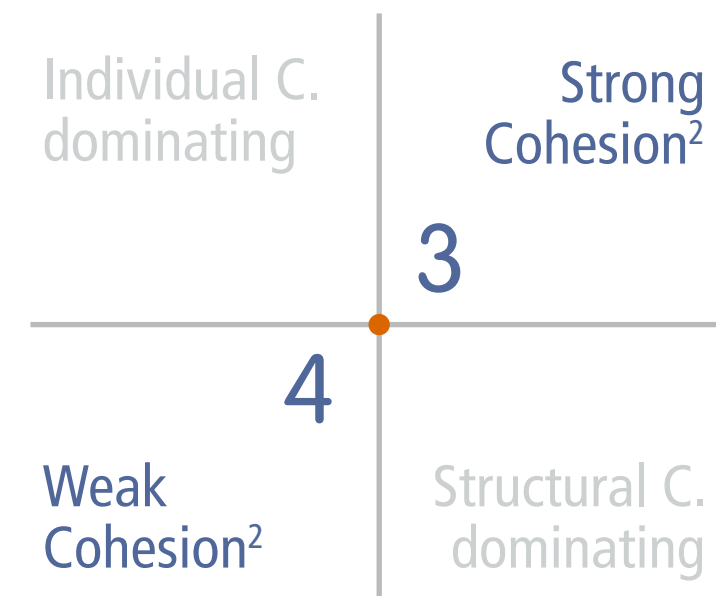




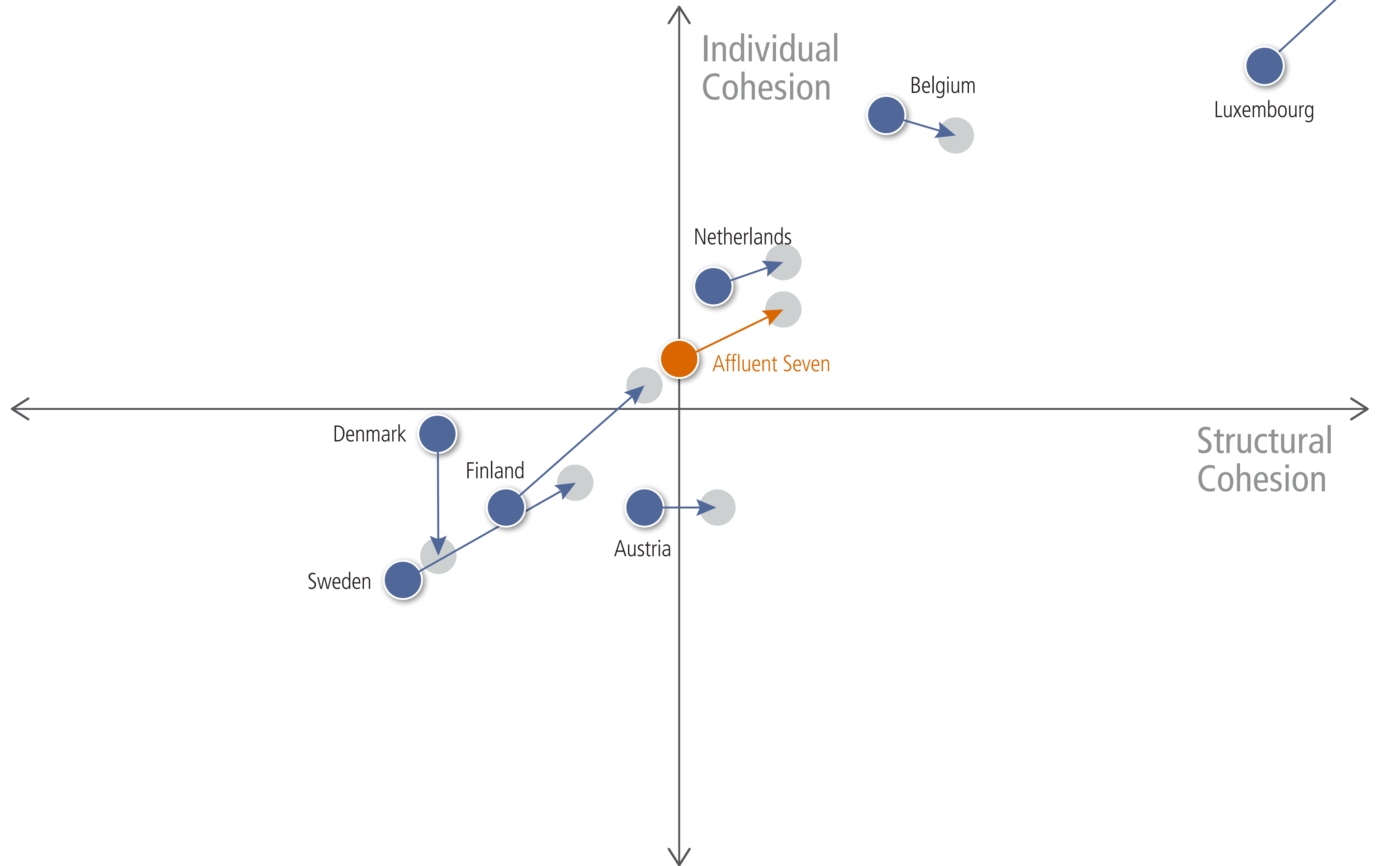
# Affluent Seven 2017 | 2007 | Countries

*i* Detailed Results  
*i* Profile

Crosshairs at EU28 2017 mean - defining four cohesion quadrants



- Overall Results  
 Country Groups  
 Eurogroup  
 New Hanseatic League  
**Affluent Seven**  
 Southern Seven  
 Big Six  
 Founding Six  
 Southeast Four  
 Visegrád Four  
 Baltics  
 Benelux  
 Nordics

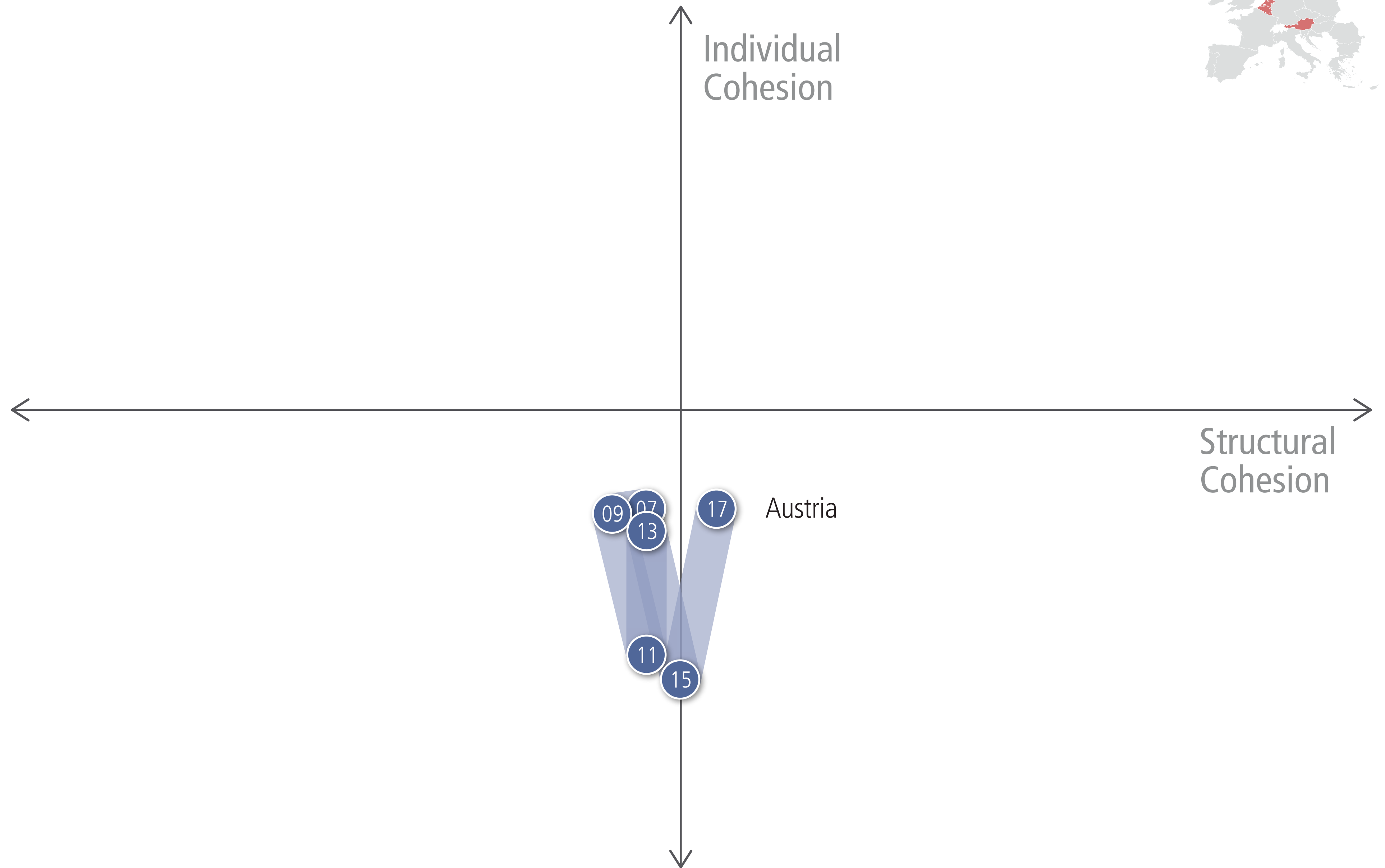


# Affluent Seven 2017 | 2007 | Countries



- Austria**
- Belgium
- Denmark
- Finland
- Luxembourg
- Netherlands
- Sweden

- Overall Results
- Country Groups
- Eurogroup
- New Hanseatic League
- Affluent Seven**
- Southern Seven
- Big Six
- Founding Six
- Southeast Four
- Visegrád Four
- Baltics
- Benelux
- Nordics

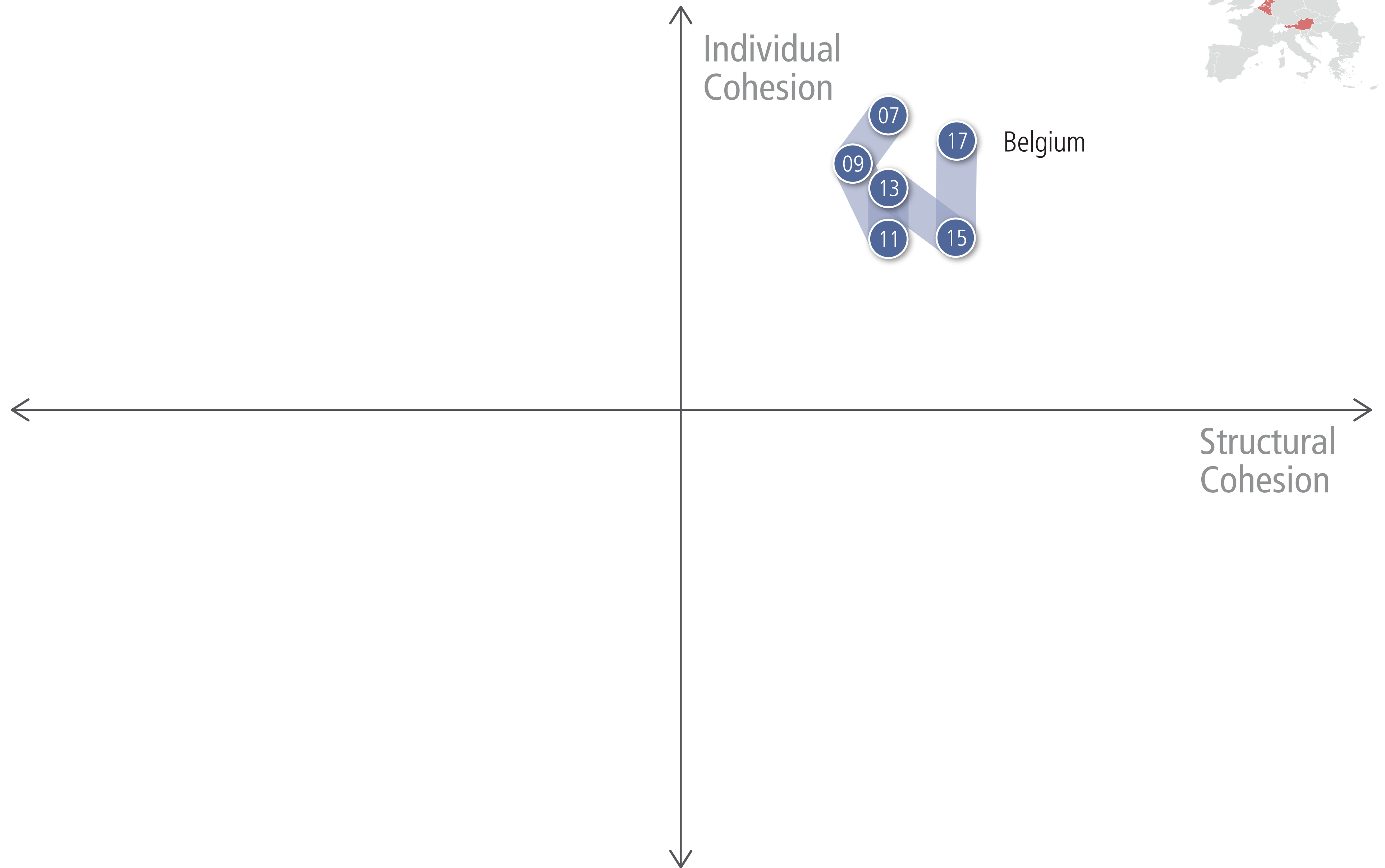


# Affluent Seven 2017 | 2007 | Countries



- Austria
- Belgium**
- Denmark
- Finland
- Luxembourg
- Netherlands
- Sweden

- Overall Results
- Country Groups
- Eurogroup
- New Hanseatic League
- Affluent Seven**
- Southern Seven
- Big Six
- Founding Six
- Southeast Four
- Visegrád Four
- Baltics
- Benelux
- Nordics

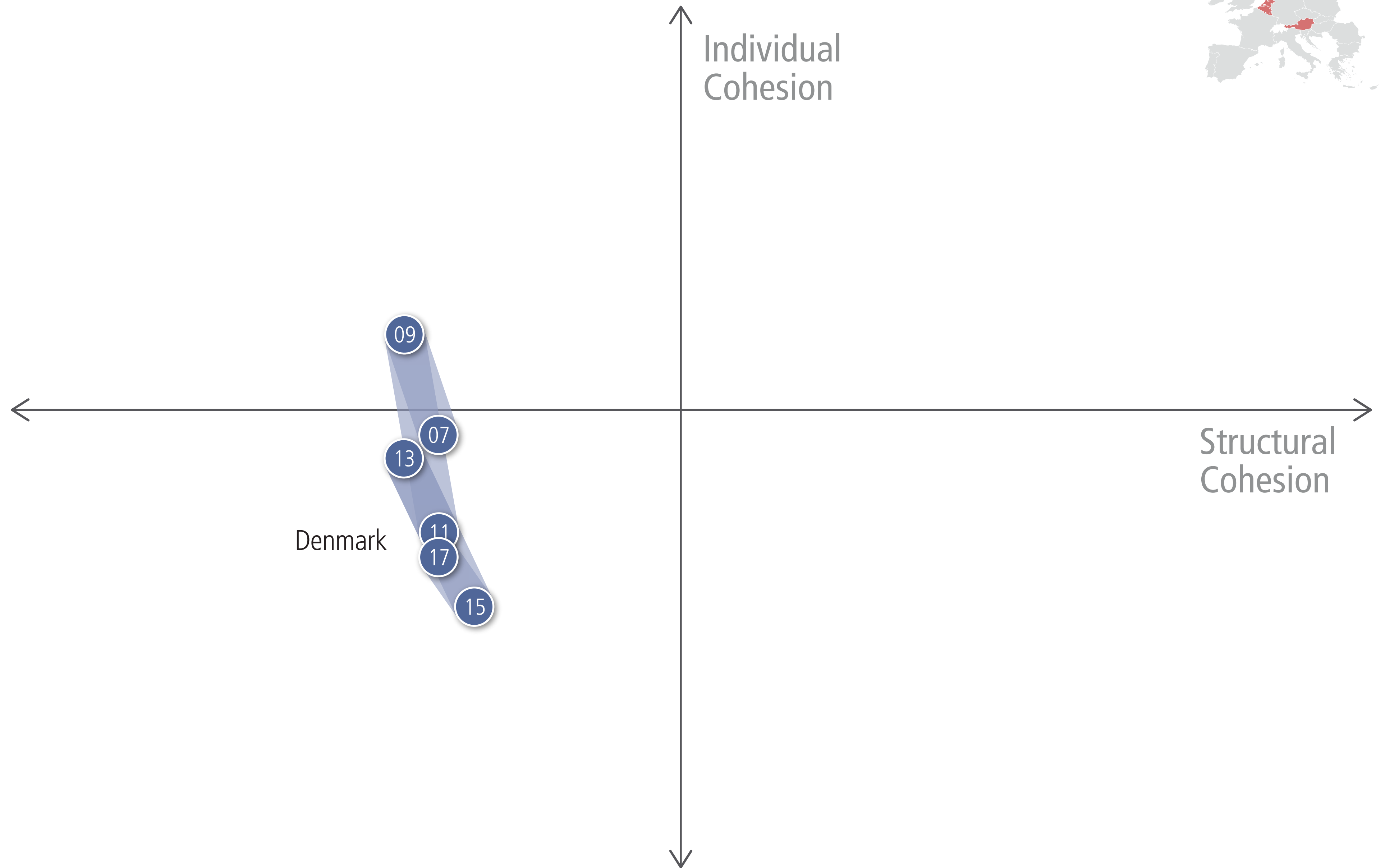


# Affluent Seven 2017 | 2007 | Countries



- Austria
- Belgium
- Denmark**
- Finland
- Luxembourg
- Netherlands
- Sweden

- Overall Results
- Country Groups
- Eurogroup
- New Hanseatic League
- Affluent Seven**
- Southern Seven
- Big Six
- Founding Six
- Southeast Four
- Visegrád Four
- Baltics
- Benelux
- Nordics

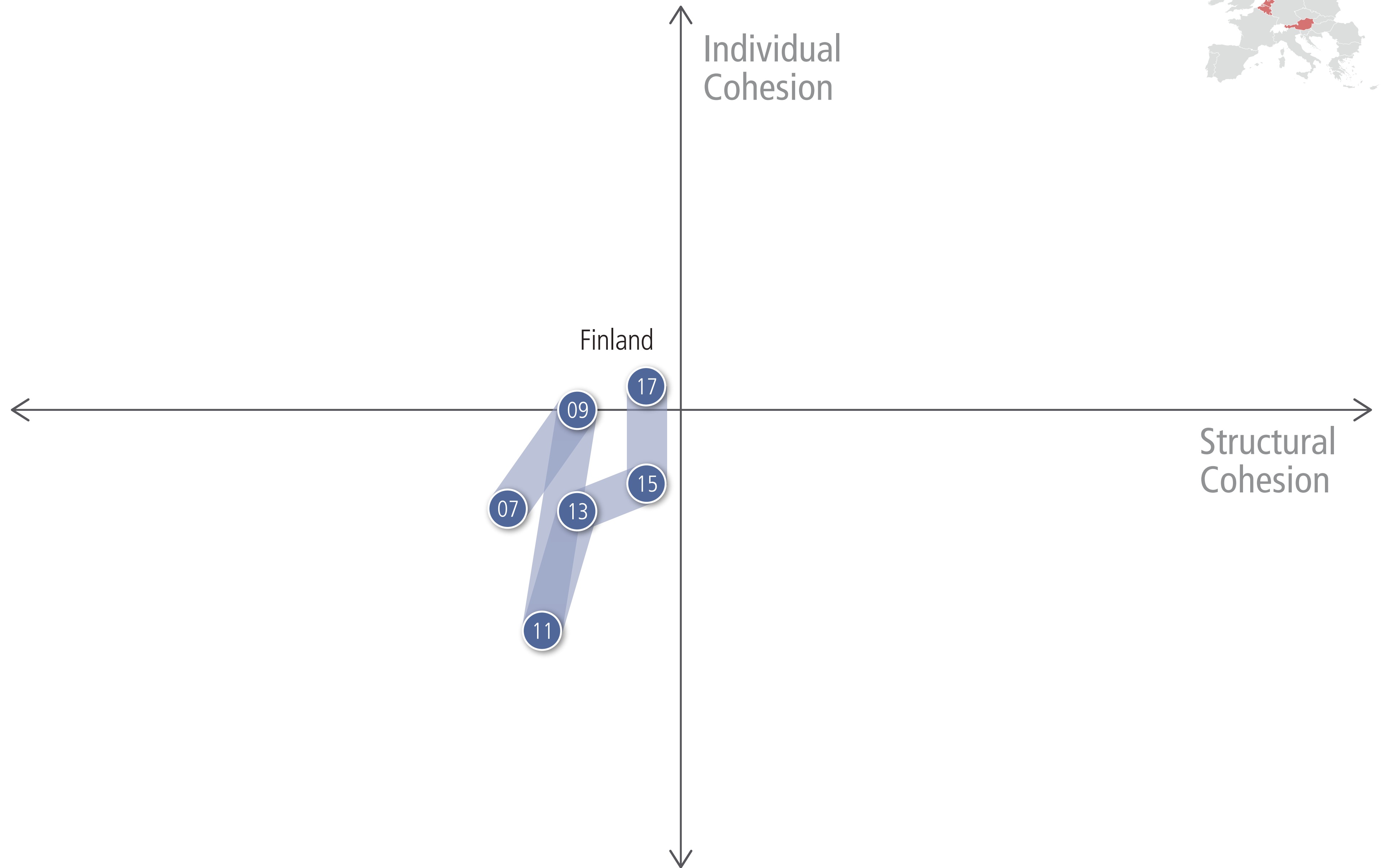


# Affluent Seven 2017 | 2007 | Countries



- Austria
- Belgium
- Denmark
- Finland**
- Luxembourg
- Netherlands
- Sweden

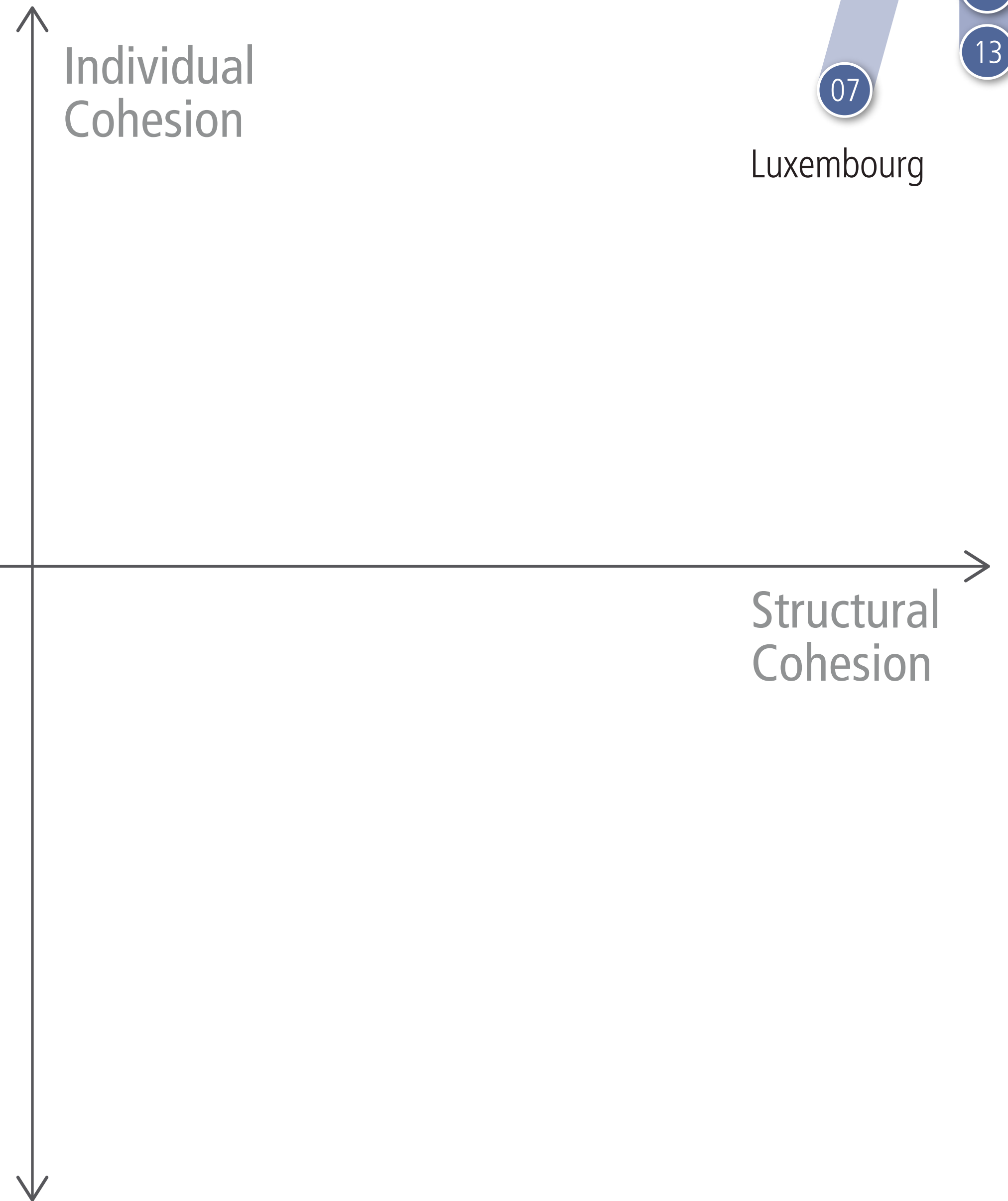
- Overall Results
- Country Groups
- Eurogroup
- New Hanseatic League
- Affluent Seven**
- Southern Seven
- Big Six
- Founding Six
- Southeast Four
- Visegrád Four
- Baltics
- Benelux
- Nordics



# Affluent Seven 2017 | 2007 | Countries

- Austria
- Belgium
- Denmark
- Finland
- Luxembourg**
- Netherlands
- Sweden

- Overall Results
- Country Groups
- Eurogroup
- New Hanseatic League
- Affluent Seven**
- Southern Seven
- Big Six
- Founding Six
- Southeast Four
- Visegrád Four
- Baltics
- Benelux
- Nordics

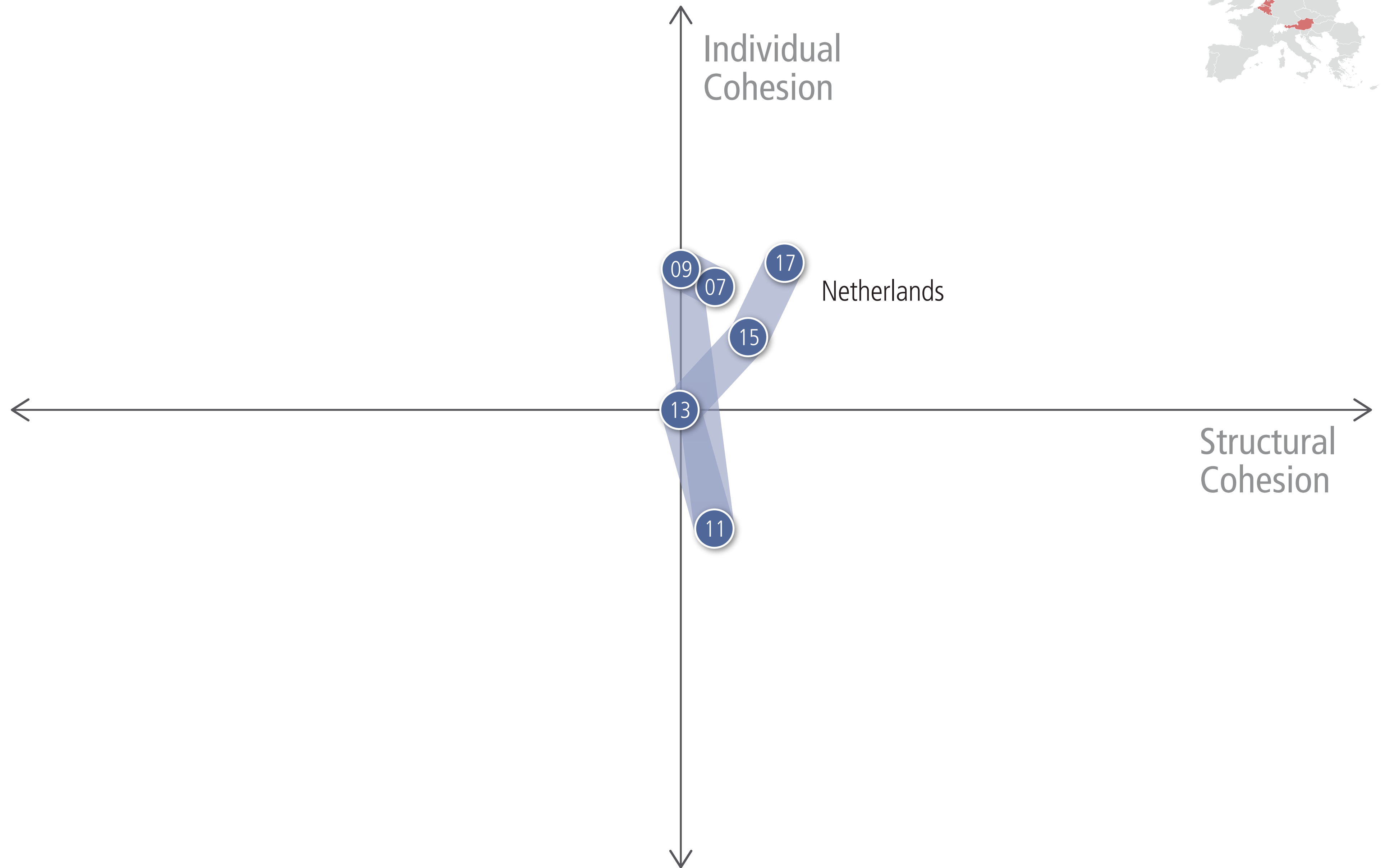


# Affluent Seven 2017 | 2007 | Countries



- Austria
- Belgium
- Denmark
- Finland
- Luxembourg
- Netherlands**
- Sweden

- Overall Results
- Country Groups
- Eurogroup
- New Hanseatic League
- Affluent Seven**
- Southern Seven
- Big Six
- Founding Six
- Southeast Four
- Visegrád Four
- Baltics
- Benelux
- Nordics

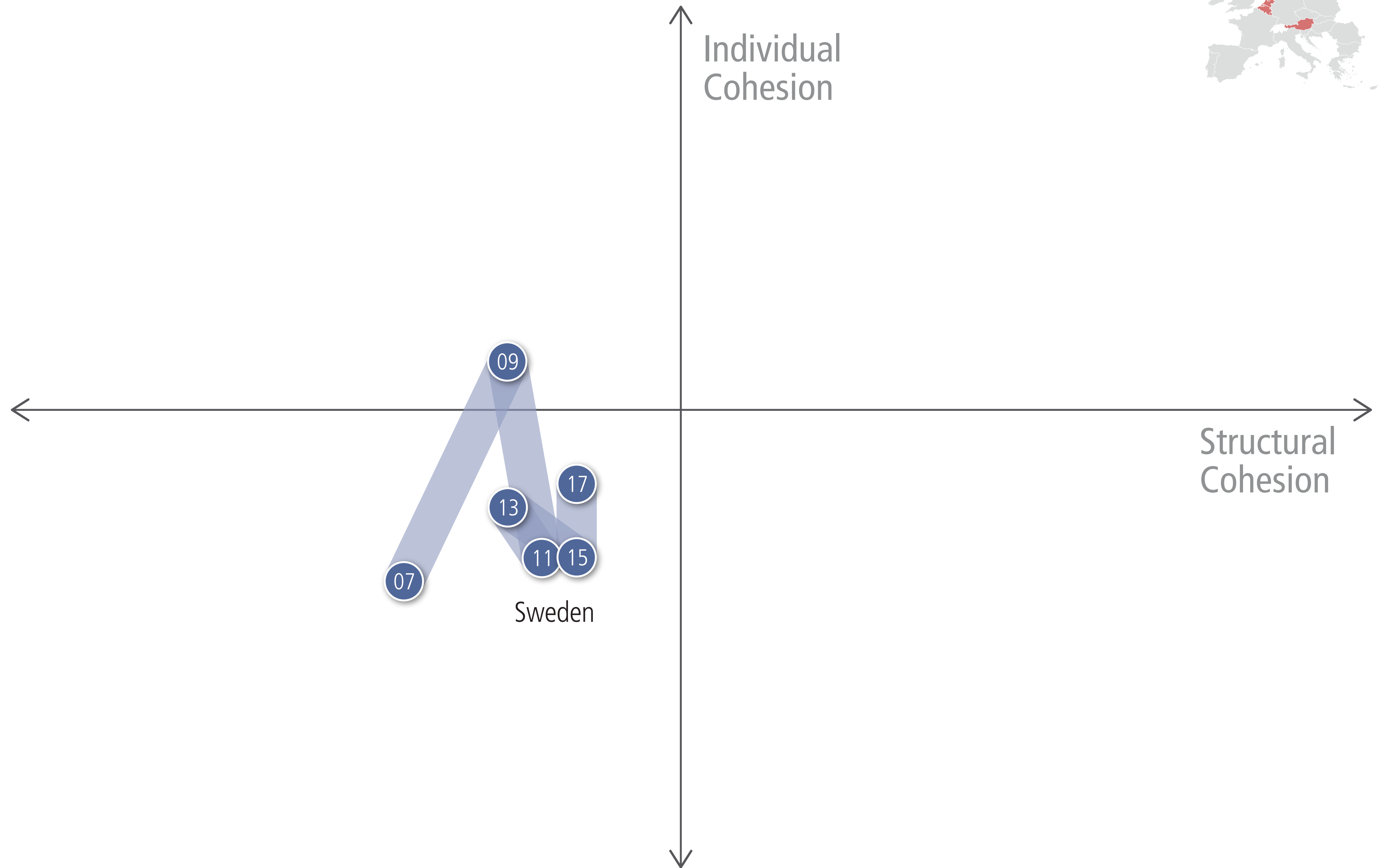


# Affluent Seven 2017 | 2007 | Countries



- Austria
- Belgium
- Denmark
- Finland
- Luxembourg
- Netherlands
- Sweden**

- Overall Results
- Country Groups
- Eurogroup
- New Hanseatic League
- Affluent Seven**
- Southern Seven
- Big Six
- Founding Six
- Southeast Four
- Visegrád Four
- Baltics
- Benelux
- Nordics

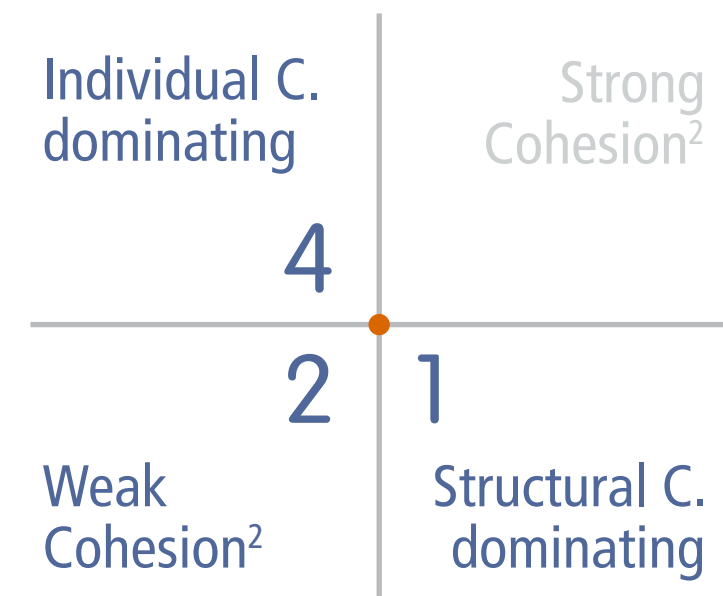




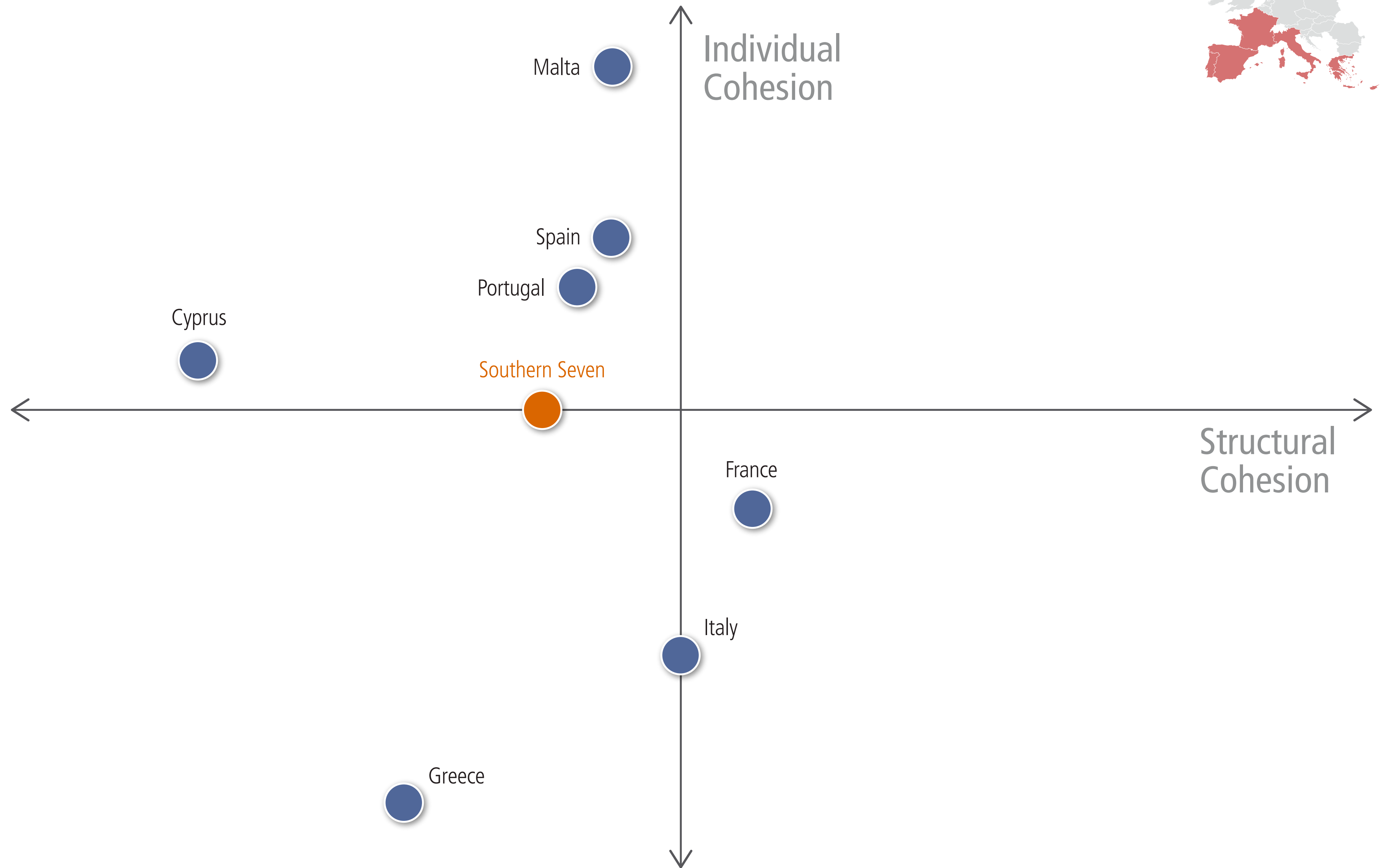
# Southern Seven 2017 | 2007 | Countries



Crosshairs at EU28 2017 mean - defining four cohesion quadrants



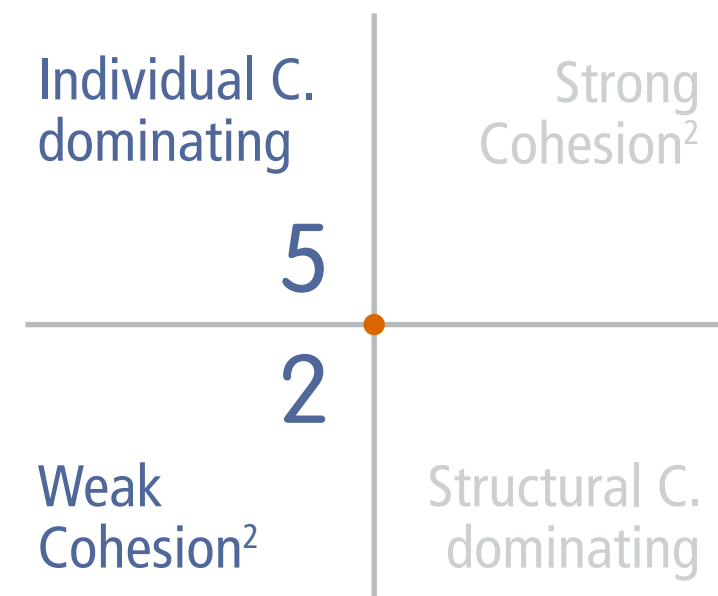
- Overall Results
- Country Groups
- Eurogroup
- New Hanseatic League
- Affluent Seven
- Southern Seven**
- Big Six
- Founding Six
- Southeast Four
- Visegrád Four
- Baltics
- Benelux
- Nordics



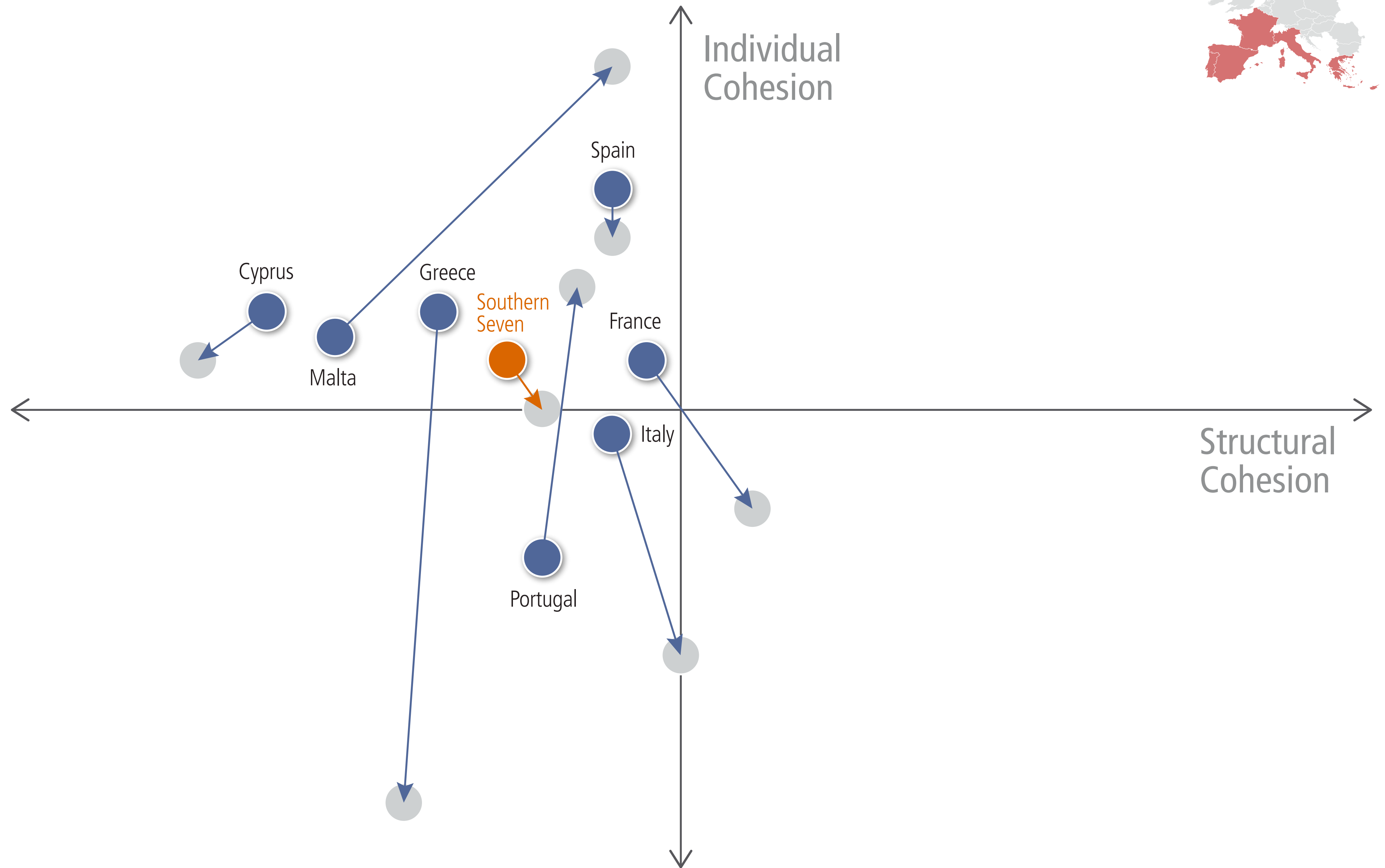
# Southern Seven 2017 | 2007 | Countries



Crosshairs at EU28 2017 mean - defining four cohesion quadrants



- Overall Results
- Country Groups
- Eurogroup
- New Hanseatic League
- Affluent Seven
- Southern Seven**
- Big Six
- Founding Six
- Southeast Four
- Visegrád Four
- Baltics
- Benelux
- Nordics

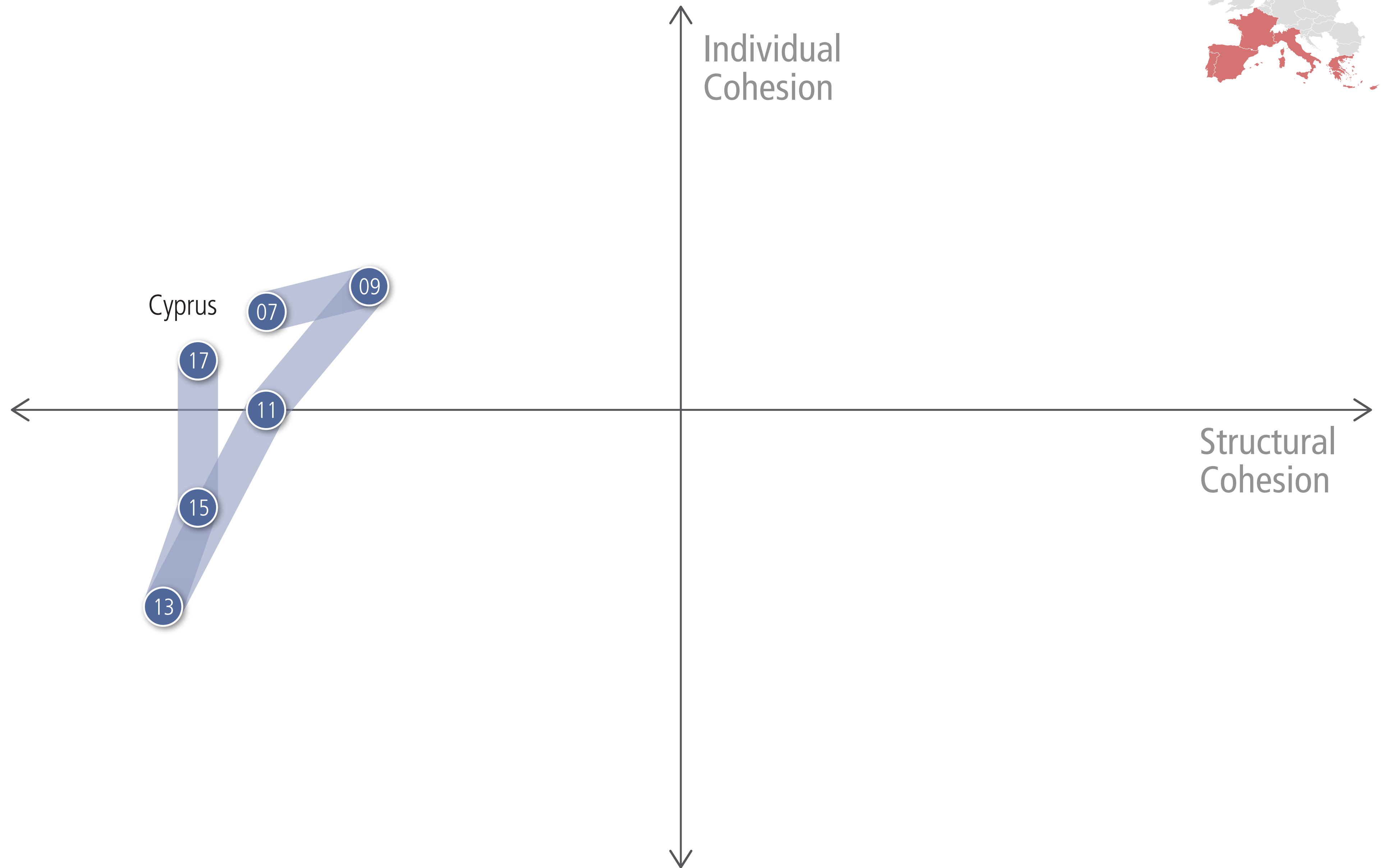


# Southern Seven 2017 | 2007 | Countries



- Cyprus
- France
- Greece
- Italy
- Malta
- Portugal
- Spain

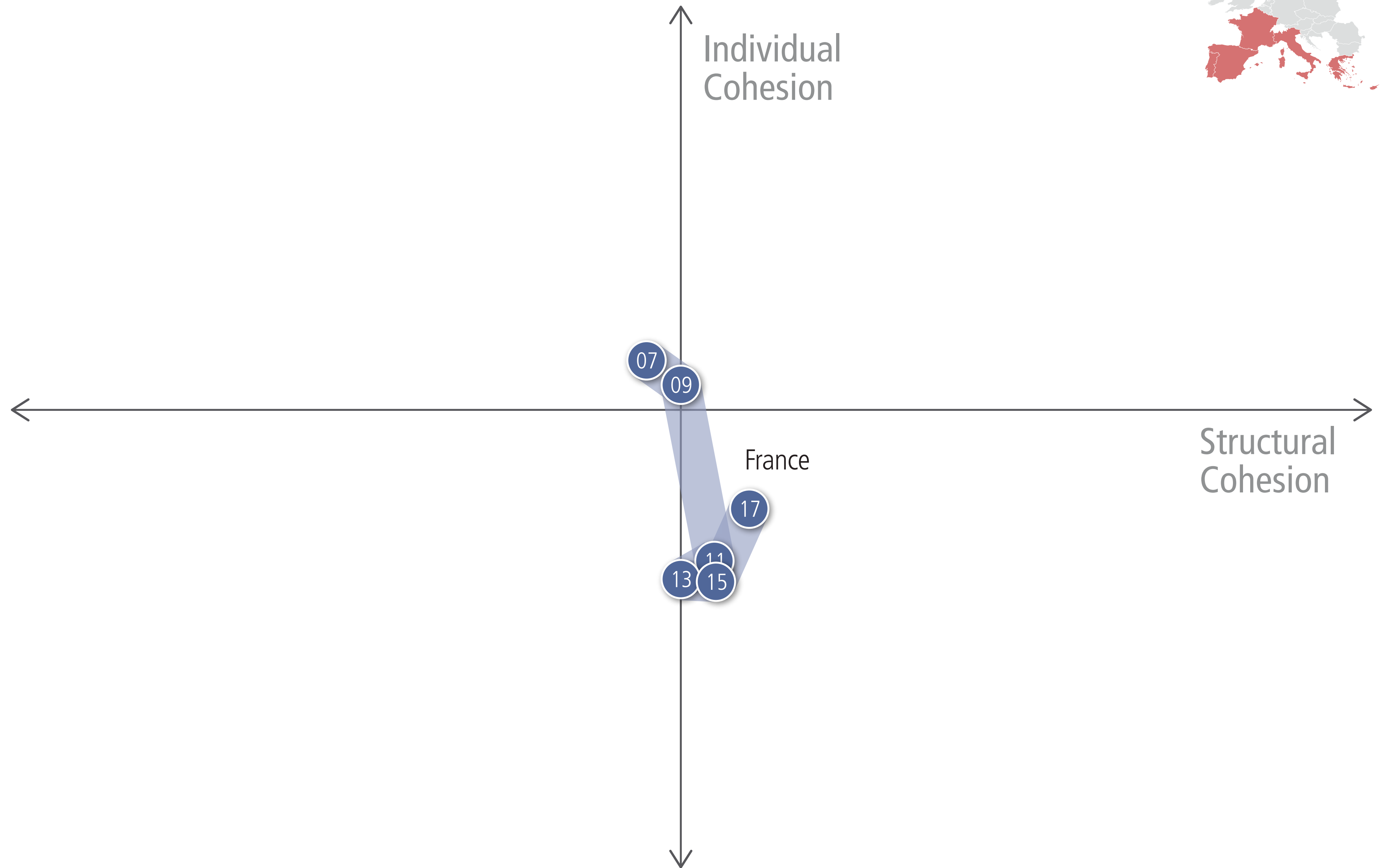
- Overall Results
- Country Groups
- Eurogroup
- New Hanseatic League
- Affluent Seven
- Southern Seven**
- Big Six
- Founding Six
- Southeast Four
- Visegrád Four
- Baltics
- Benelux
- Nordics





- Cyprus
- France**
- Greece
- Italy
- Malta
- Portugal
- Spain

- Overall Results
- Country Groups
- Eurogroup
- New Hanseatic League
- Affluent Seven
- Southern Seven**
- Big Six
- Founding Six
- Southeast Four
- Visegrád Four
- Baltics
- Benelux
- Nordics

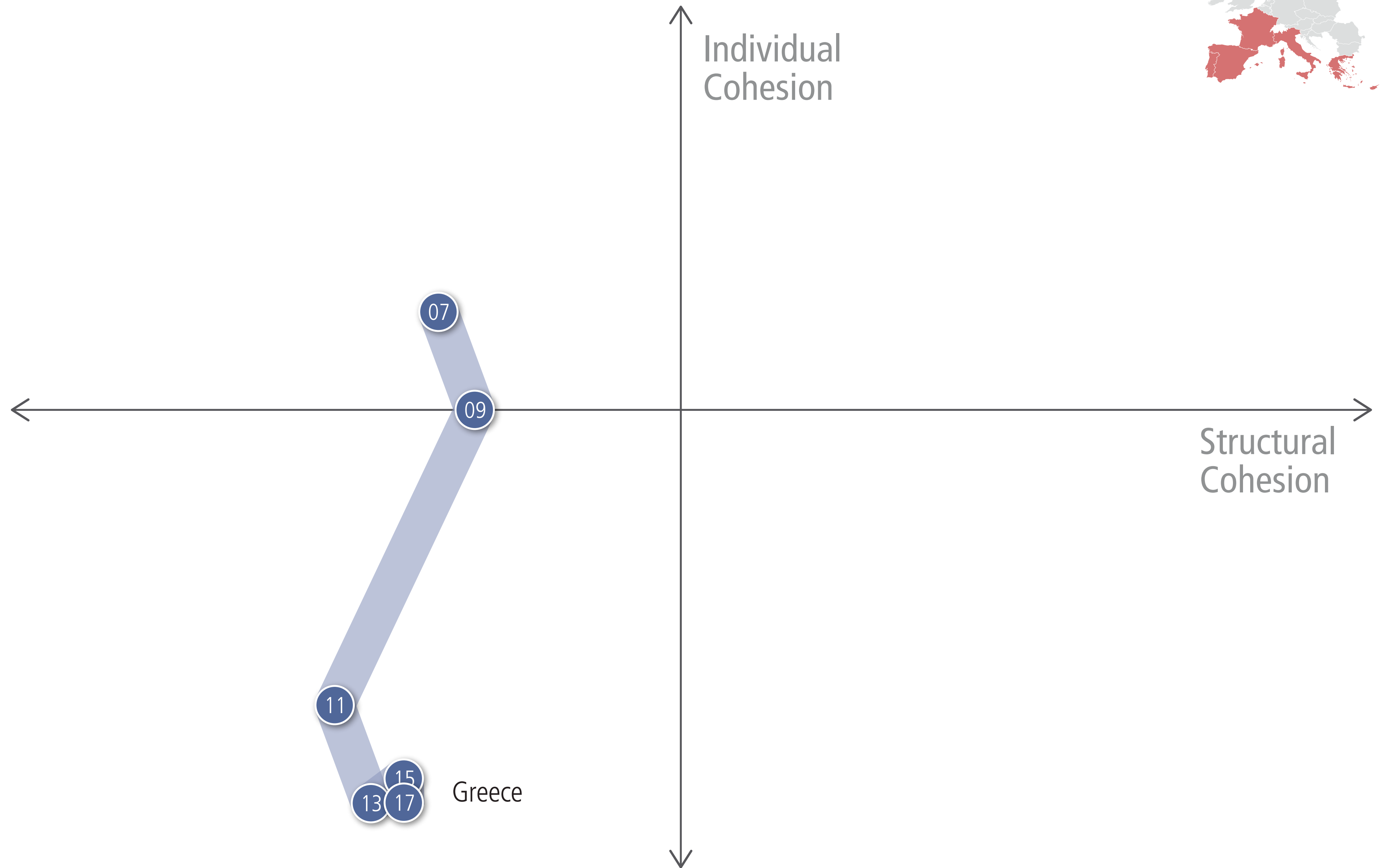


# Southern Seven 2017 | 2007 | Countries



- Cyprus
- France
- Greece**
- Italy
- Malta
- Portugal
- Spain

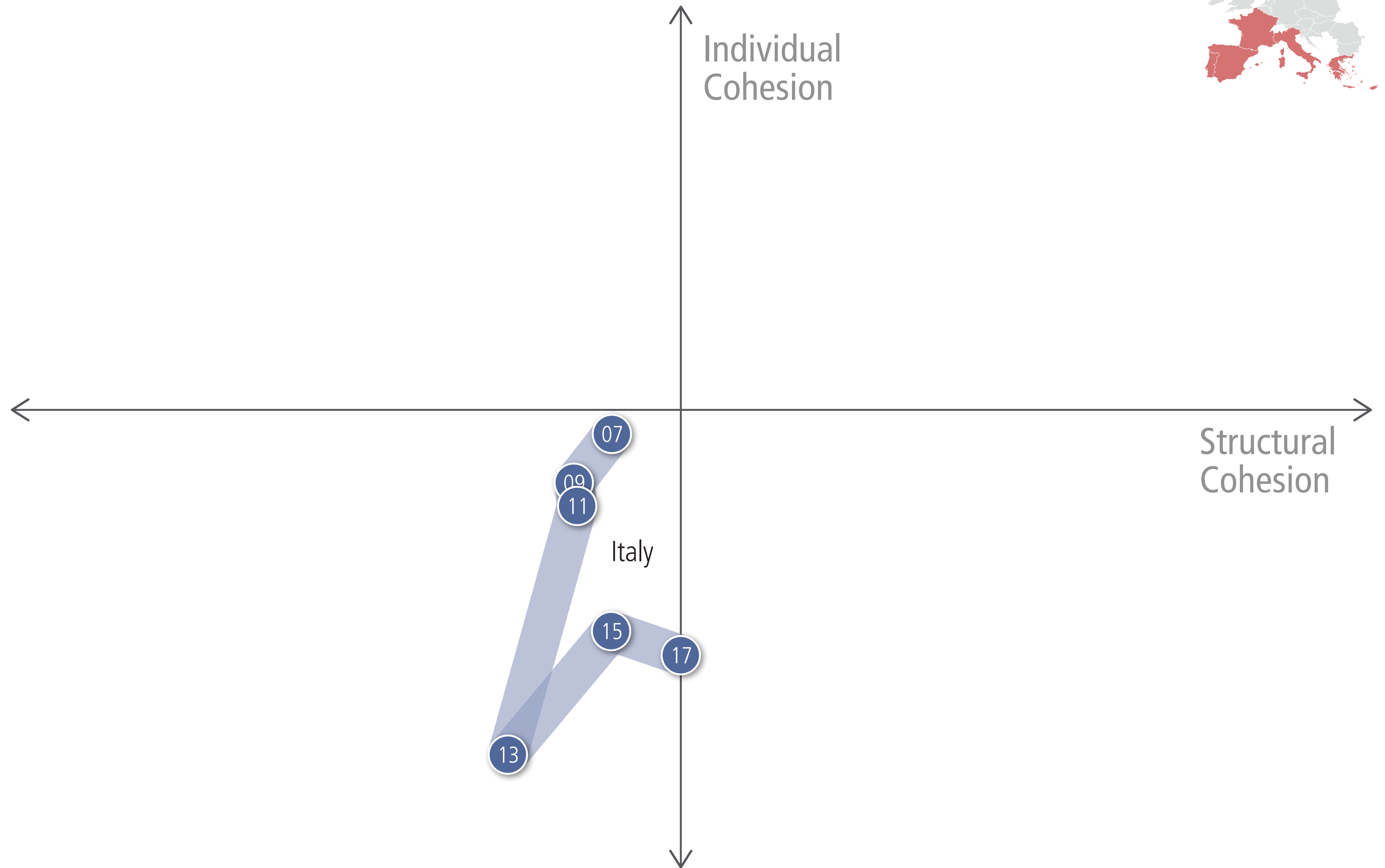
- Overall Results
- Country Groups
- Eurogroup
- New Hanseatic League
- Affluent Seven
- Southern Seven**
- Big Six
- Founding Six
- Southeast Four
- Visegrád Four
- Baltics
- Benelux
- Nordics





- Cyprus
- France
- Greece
- Italy**
- Malta
- Portugal
- Spain

- Overall Results
- Country Groups
- Eurogroup
- New Hanseatic League
- Affluent Seven
- Southern Seven**
- Big Six
- Founding Six
- Southeast Four
- Visegrád Four
- Baltics
- Benelux
- Nordics

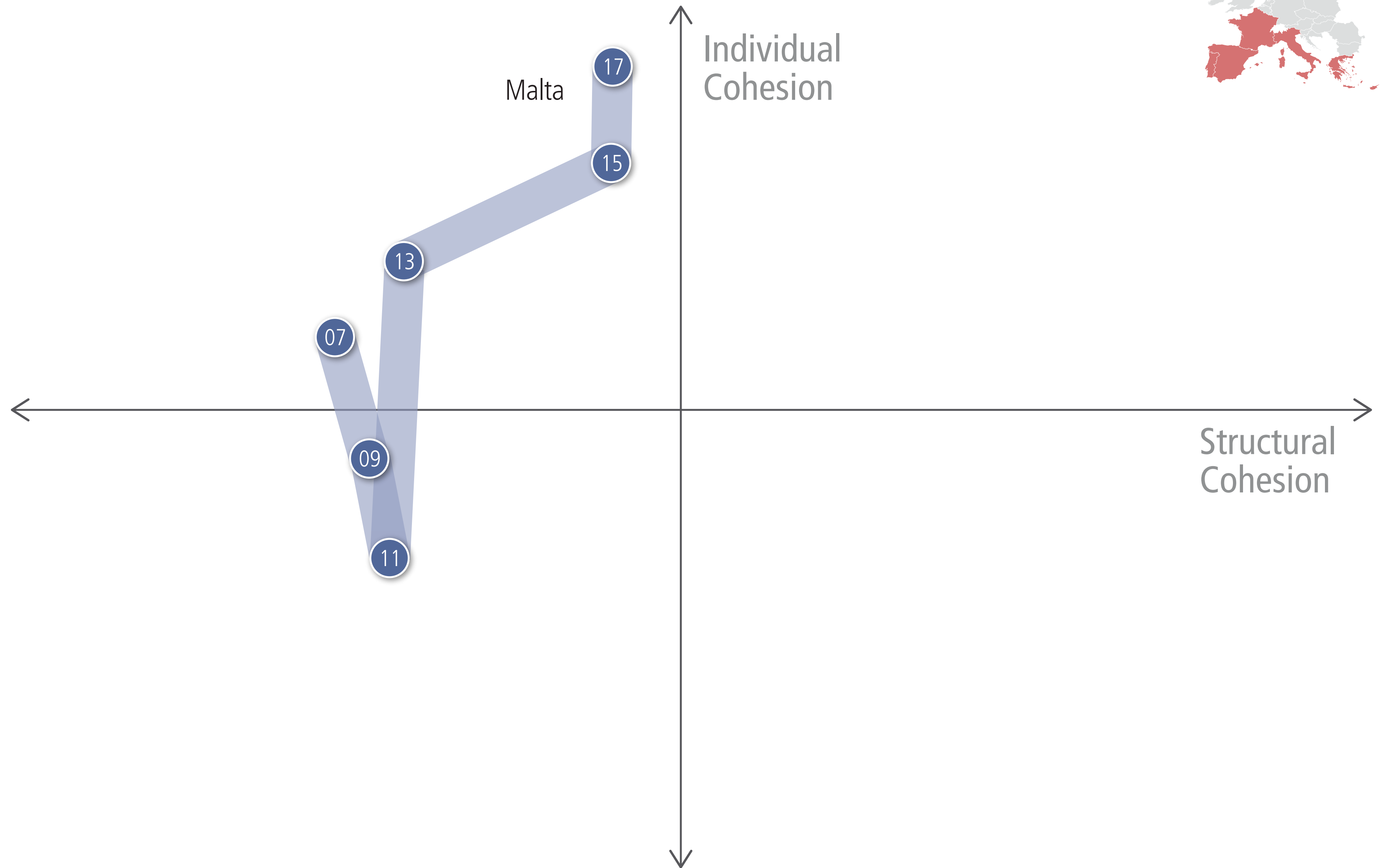


# Southern Seven 2017 | 2007 | Countries



- Cyprus
- France
- Greece
- Italy
- Malta**
- Portugal
- Spain

- Overall Results
- Country Groups
- Eurogroup
- New Hanseatic League
- Affluent Seven
- Southern Seven**
- Big Six
- Founding Six
- Southeast Four
- Visegrád Four
- Baltics
- Benelux
- Nordics

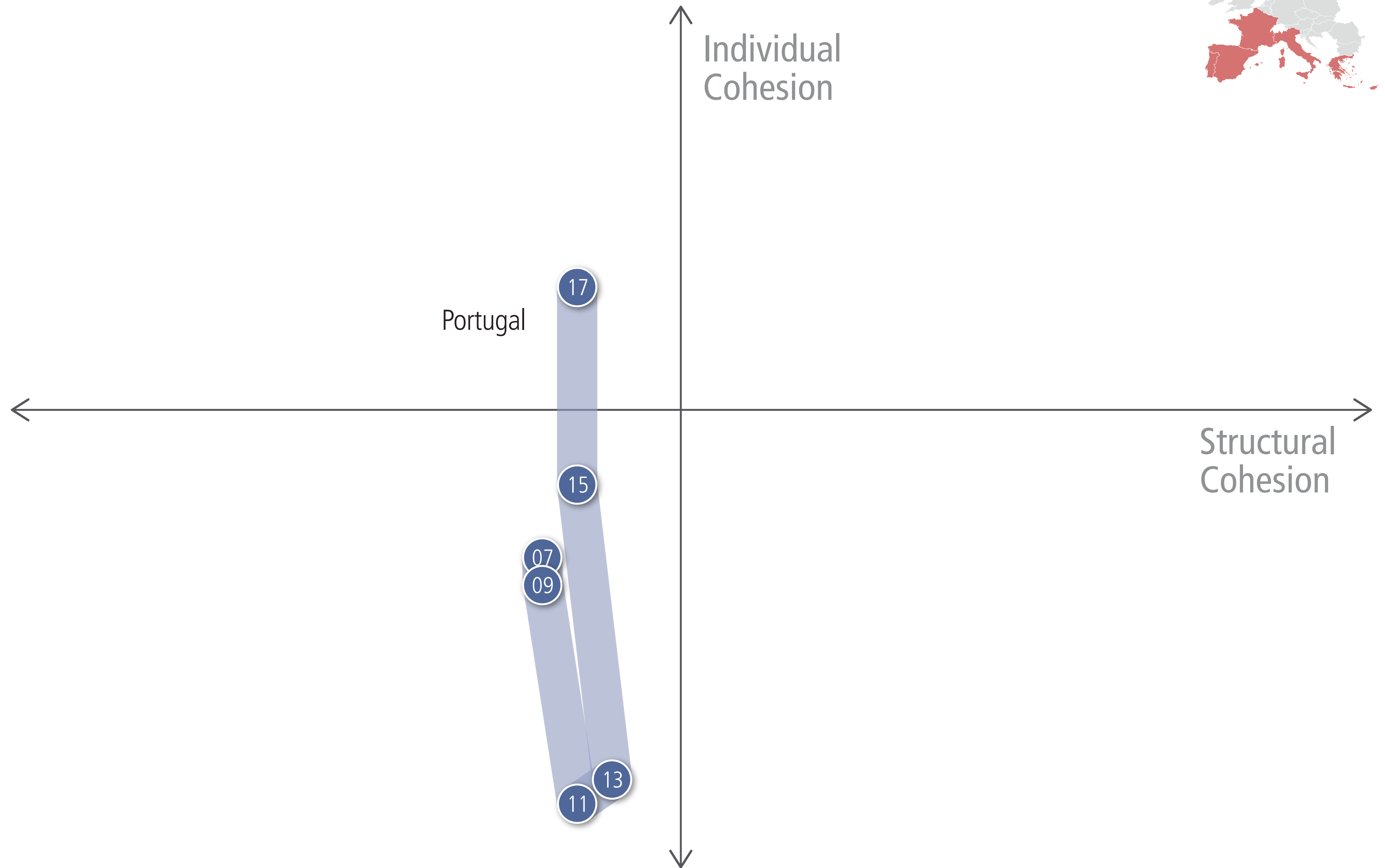


# Southern Seven 2017 | 2007 | Countries



- Cyprus
- France
- Greece
- Italy
- Malta
- Portugal**
- Spain

- Overall Results
- Country Groups
- Eurogroup
- New Hanseatic League
- Affluent Seven
- Southern Seven**
- Big Six
- Founding Six
- Southeast Four
- Visegrád Four
- Baltics
- Benelux
- Nordics



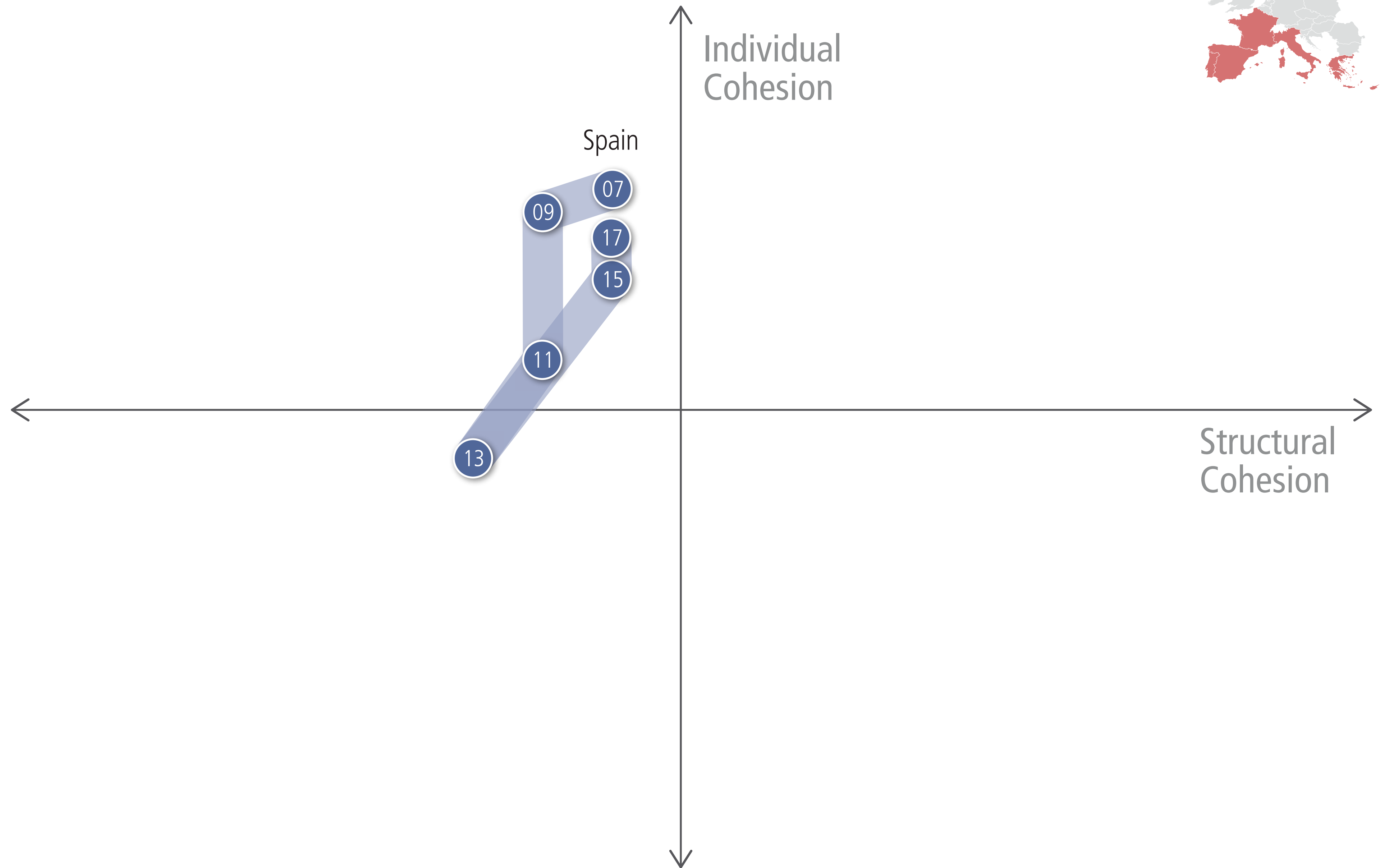


# Southern Seven 2017 | 2007 | Countries



- Cyprus
- France
- Greece
- Italy
- Malta
- Portugal
- Spain**

- Overall Results
- Country Groups
- Eurogroup
- New Hanseatic League
- Affluent Seven
- Southern Seven**
- Big Six
- Founding Six
- Southeast Four
- Visegrád Four
- Baltics
- Benelux
- Nordics



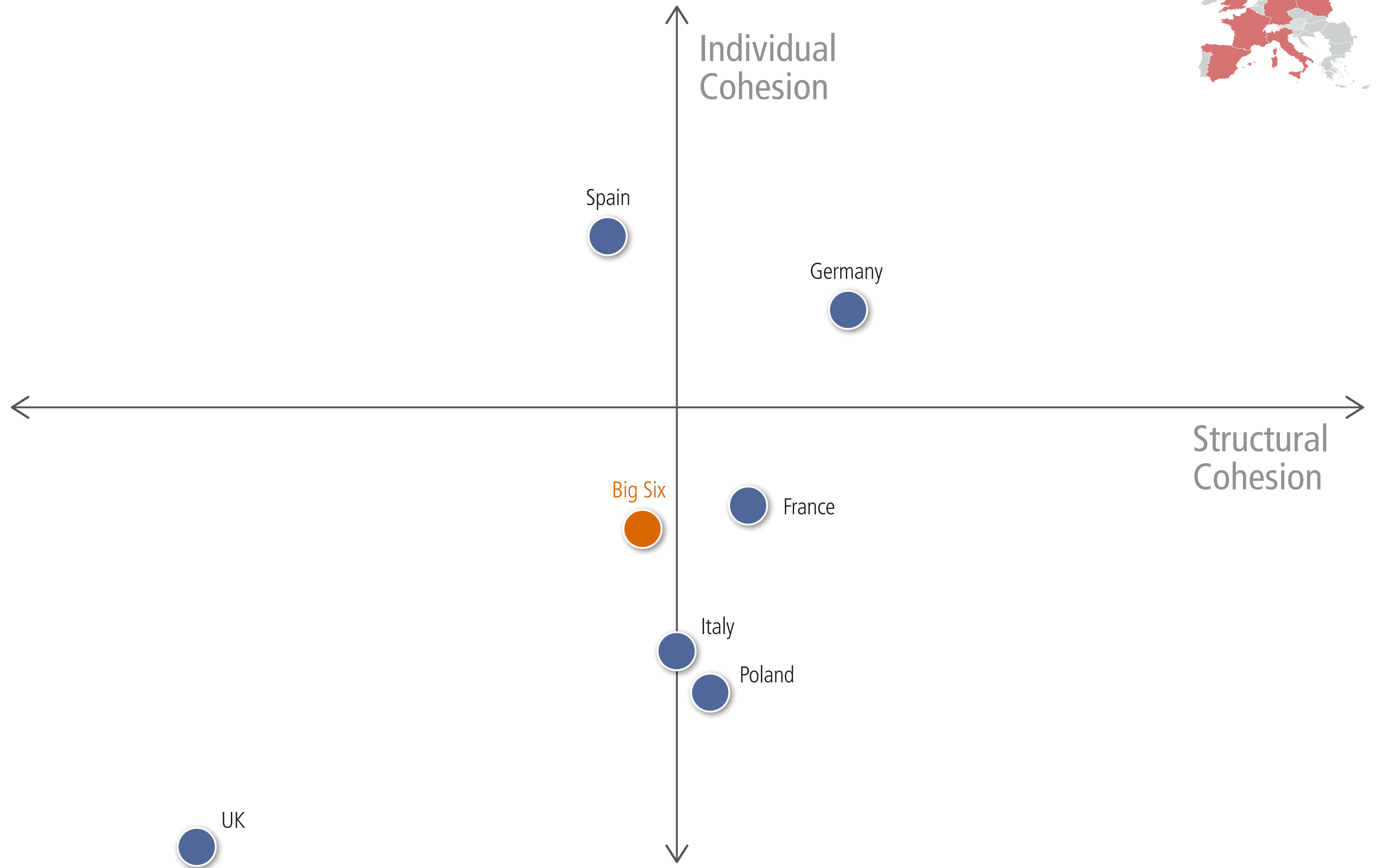
# Big Six 2017 | 2007 | Countries



Crosshairs at EU28 2017 mean - defining four cohesion quadrants

Individual C. dominating	Strong Cohesion <sup>2</sup>
1	1
2	2
Weak Cohesion <sup>2</sup>	Structural C. dominating

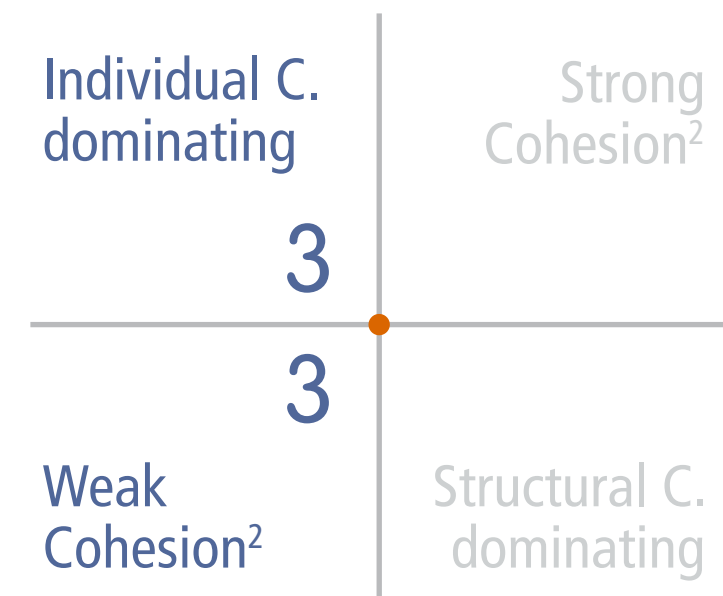
- Overall Results
- Country Groups
- Eurogroup
- New Hanseatic League
- Affluent Seven
- Southern Seven
- Big Six**
- Founding Six
- Southeast Four
- Visegrád Four
- Baltics
- Benelux
- Nordics



# Big Six 2017 | 2007 | Countries



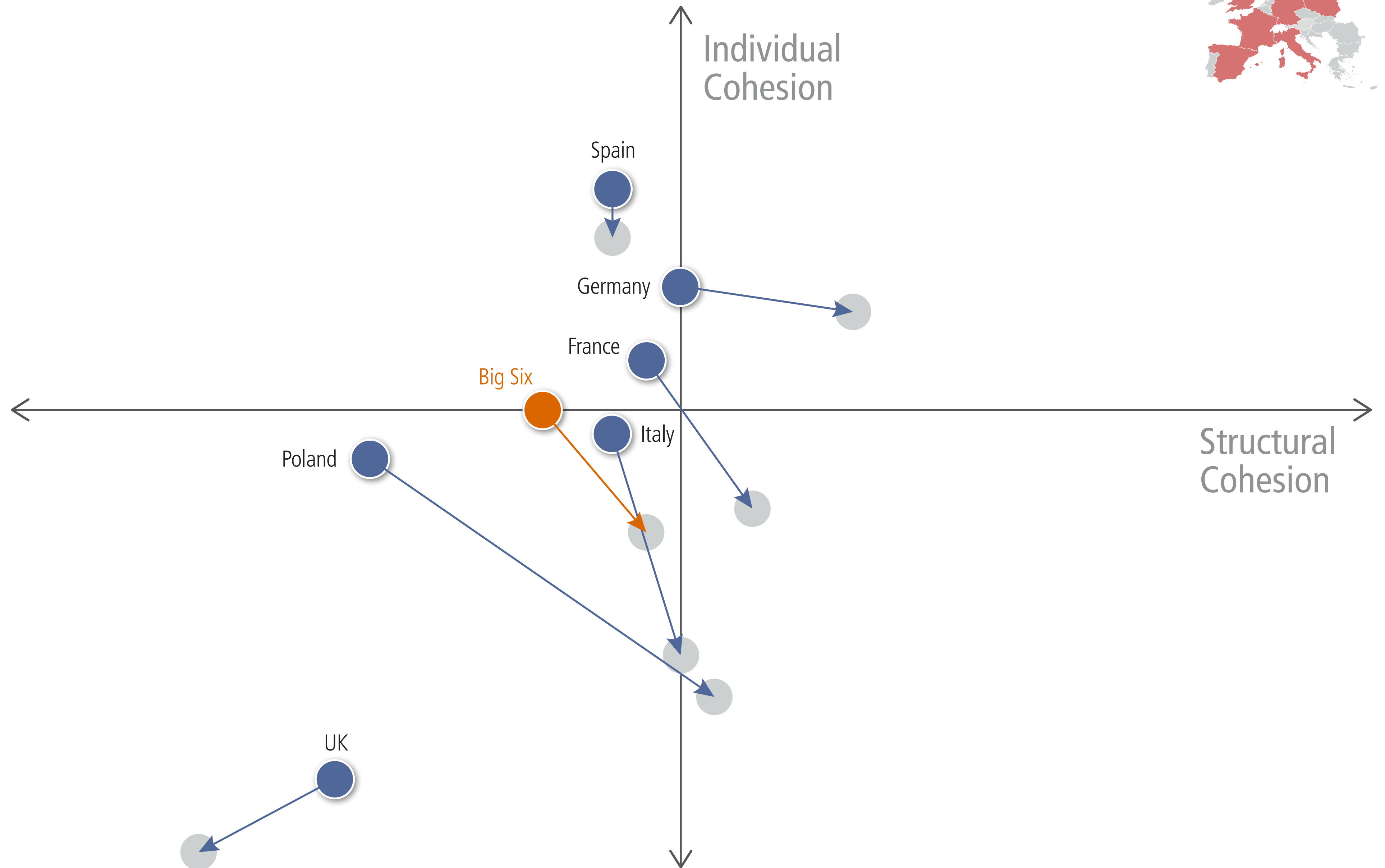
Crosshairs at EU28 2017 mean - defining four cohesion quadrants



- Overall Results
- Country Groups
  - Eurogroup
  - New Hanseatic League
  - Affluent Seven
  - Southern Seven

## Big Six

- Founding Six
- Southeast Four
- Visegrád Four
- Baltics
- Benelux
- Nordics



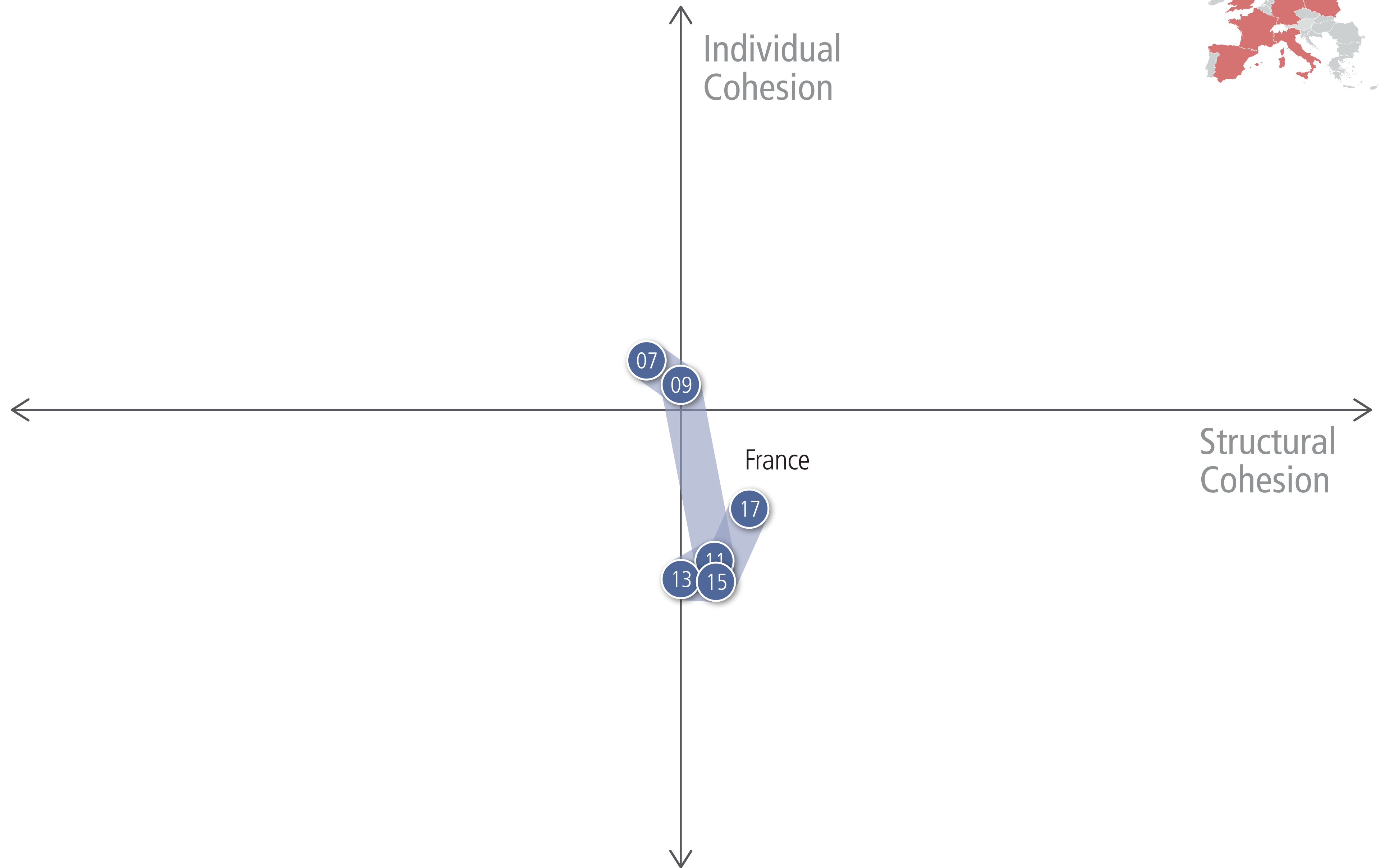
# Big Six 2017 | 2007 | Countries



- France
- Germany
- Italy
- Poland
- Spain
- UK

- Overall Results
- Country Groups
- Eurogroup
- New Hanseatic League
- Affluent Seven
- Southern Seven

- Big Six
- Founding Six
- Southeast Four
- Visegrád Four
- Baltics
- Benelux
- Nordics



# Big Six 2017 | 2007 | Countries



- France
- Germany**
- Italy
- Poland
- Spain
- UK

- Overall Results
- Country Groups
- Eurogroup
- New Hanseatic League
- Affluent Seven
- Southern Seven
- Big Six**
- Founding Six
- Southeast Four
- Visegrád Four
- Baltics
- Benelux
- Nordics

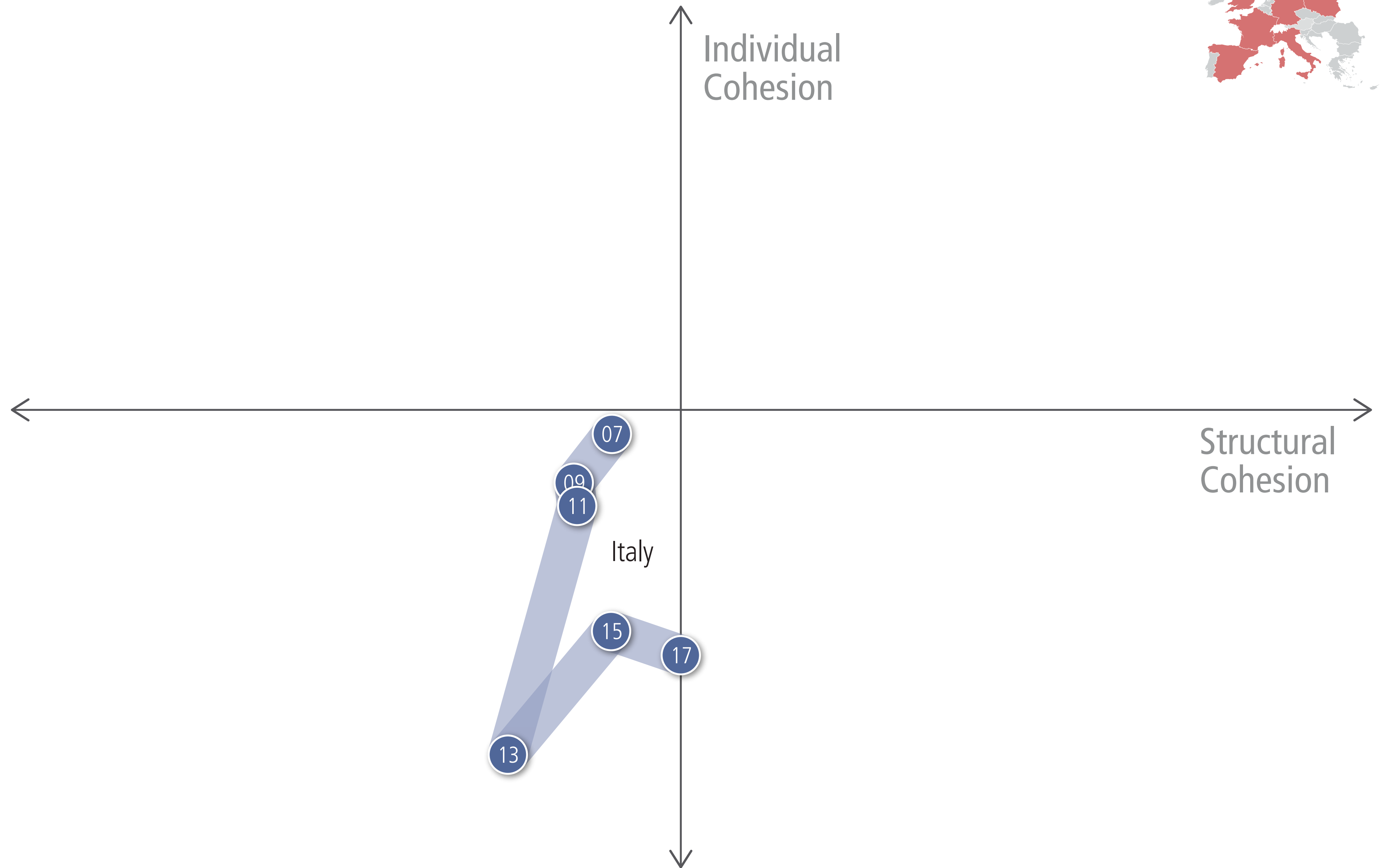


# Big Six 2017 | 2007 | Countries



- France
- Germany
- Italy**
- Poland
- Spain
- UK

- Overall Results
- Country Groups
- Eurogroup
- New Hanseatic League
- Affluent Seven
- Southern Seven
- Big Six**
- Founding Six
- Southeast Four
- Visegrád Four
- Baltics
- Benelux
- Nordics

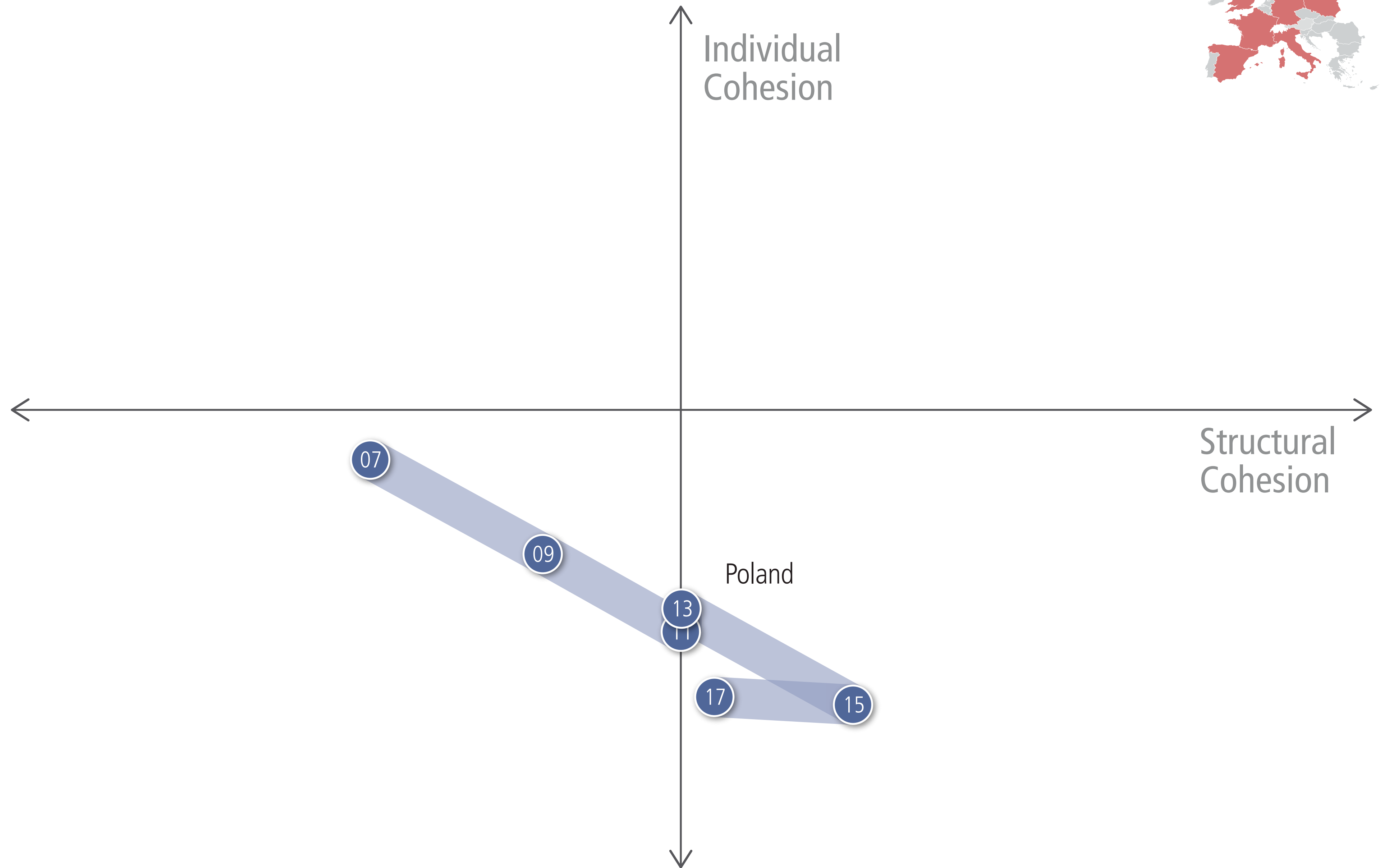


# Big Six 2017 | 2007 | Countries



- France
- Germany
- Italy
- Poland**
- Spain
- UK

- Overall Results
- Country Groups
- Eurogroup
- New Hanseatic League
- Affluent Seven
- Southern Seven
- Big Six**
- Founding Six
- Southeast Four
- Visegrád Four
- Baltics
- Benelux
- Nordics

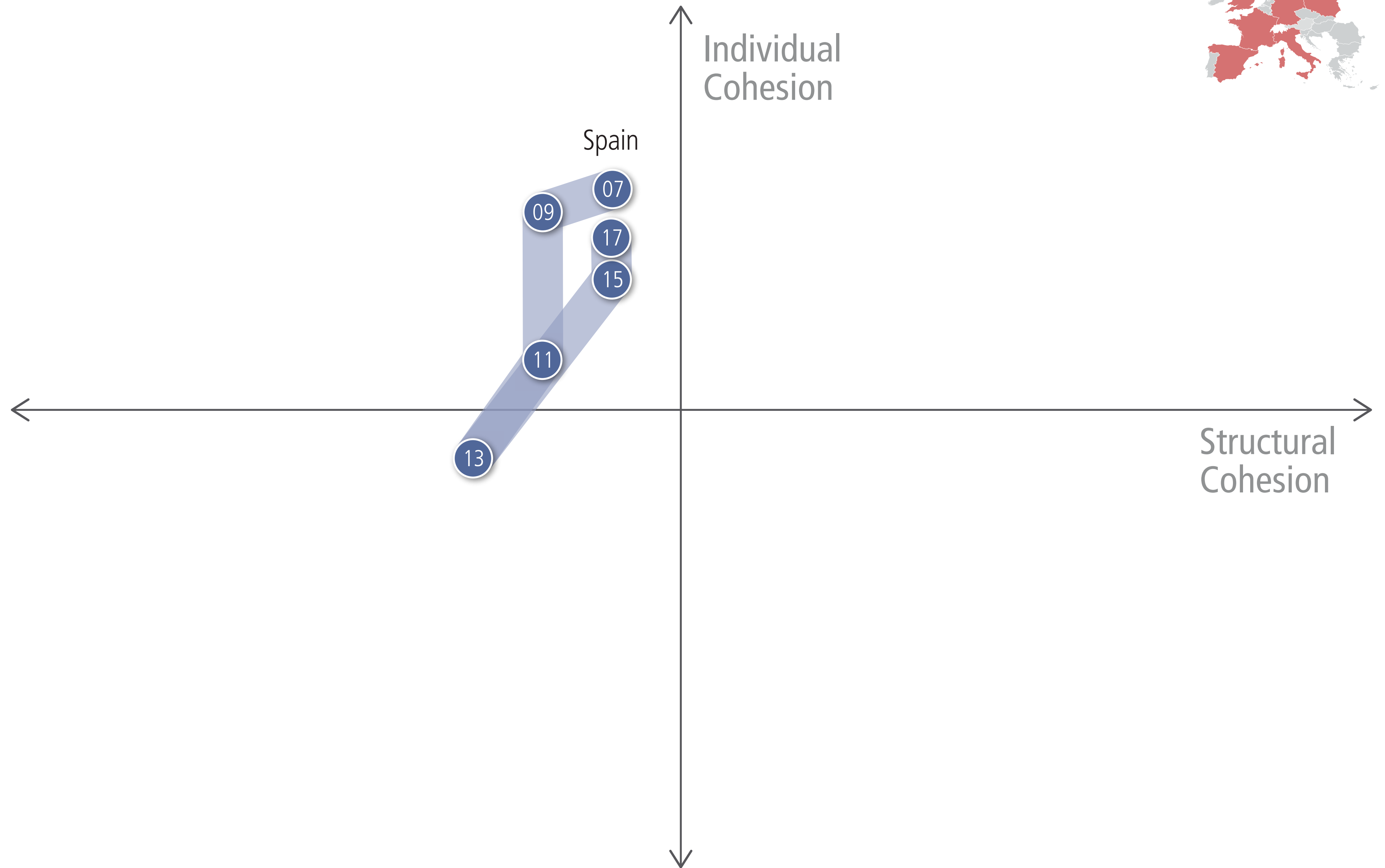


# Big Six 2017 | 2007 | Countries



- France
- Germany
- Italy
- Poland
- Spain**
- UK

- Overall Results
- Country Groups
- Eurogroup
- New Hanseatic League
- Affluent Seven
- Southern Seven
- Big Six**
- Founding Six
- Southeast Four
- Visegrád Four
- Baltics
- Benelux
- Nordics



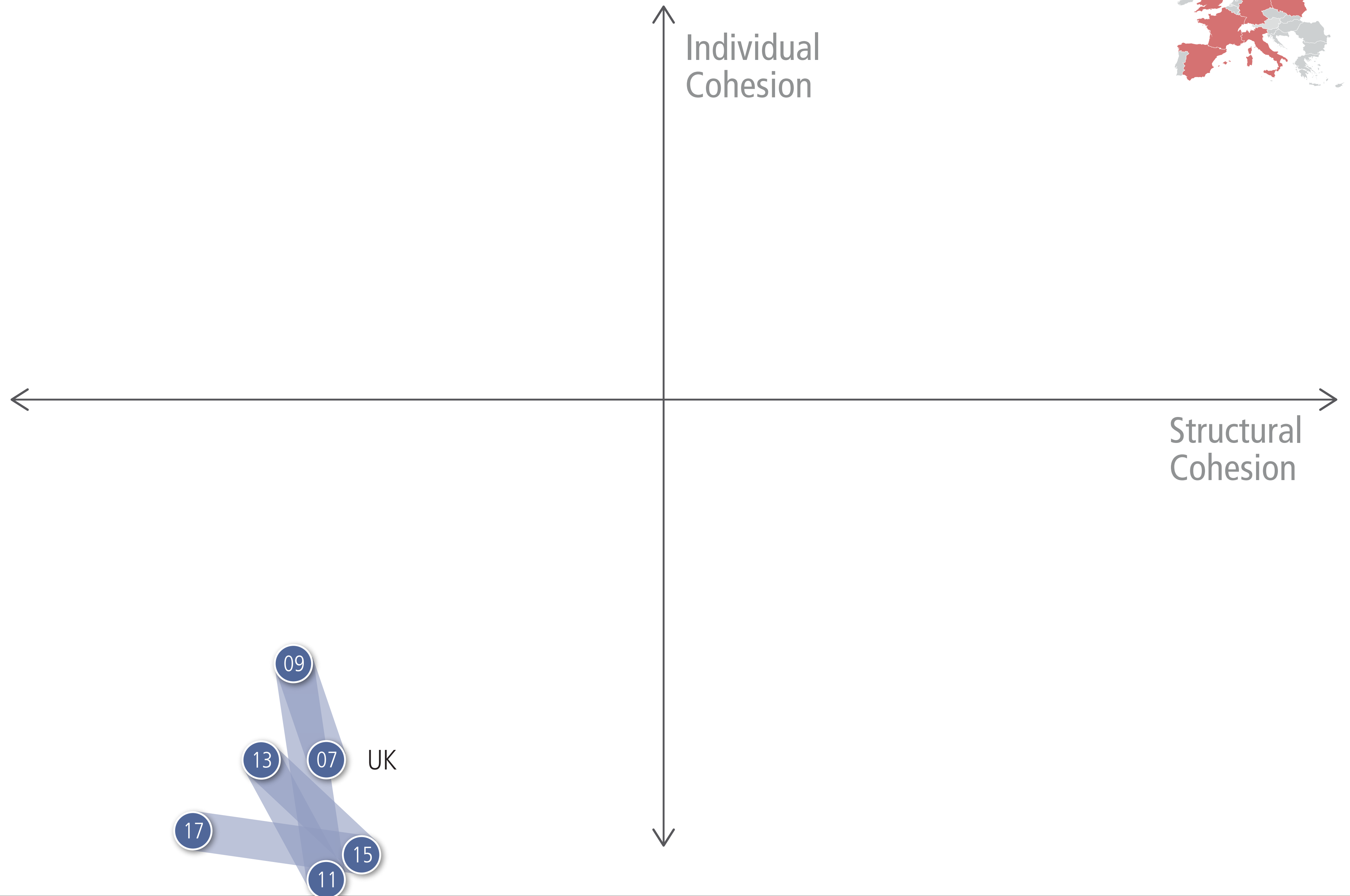


# Big Six 2017 | 2007 | Countries

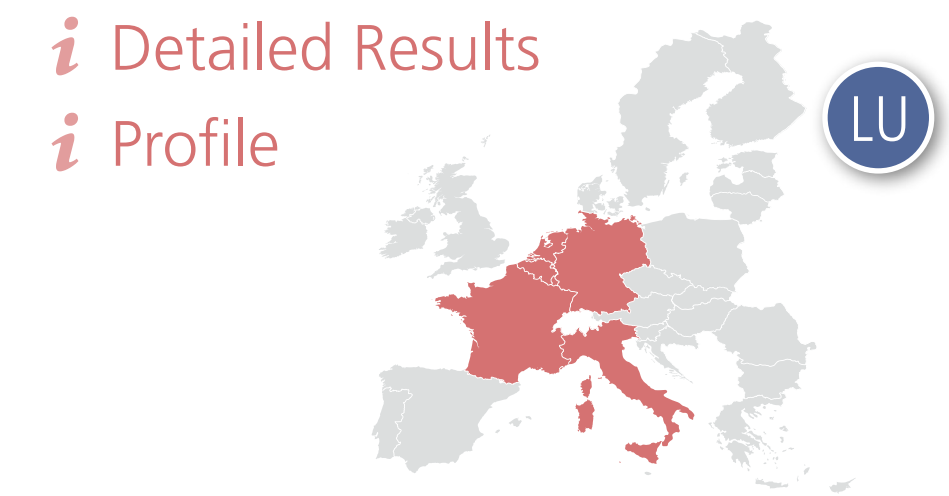


- France
- Germany
- Italy
- Poland
- Spain
- UK**

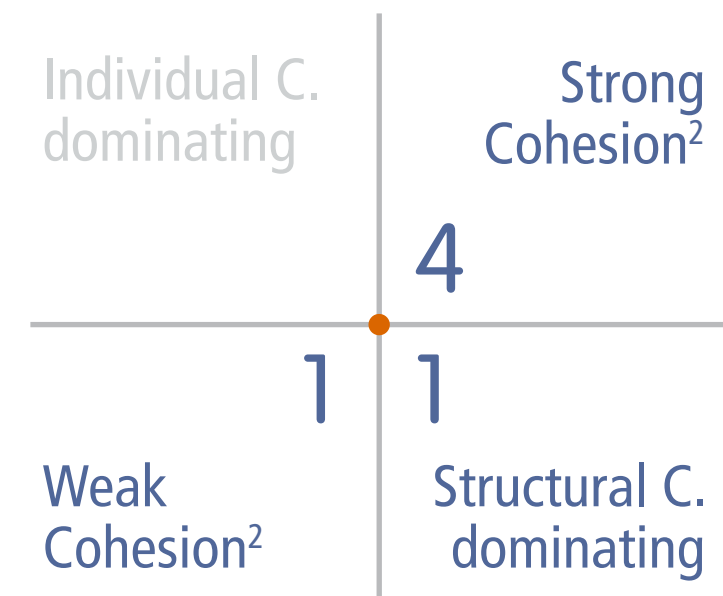
- Overall Results
- Country Groups
- Eurogroup
- New Hanseatic League
- Affluent Seven
- Southern Seven
- Big Six**
- Founding Six
- Southeast Four
- Visegrád Four
- Baltics
- Benelux
- Nordics



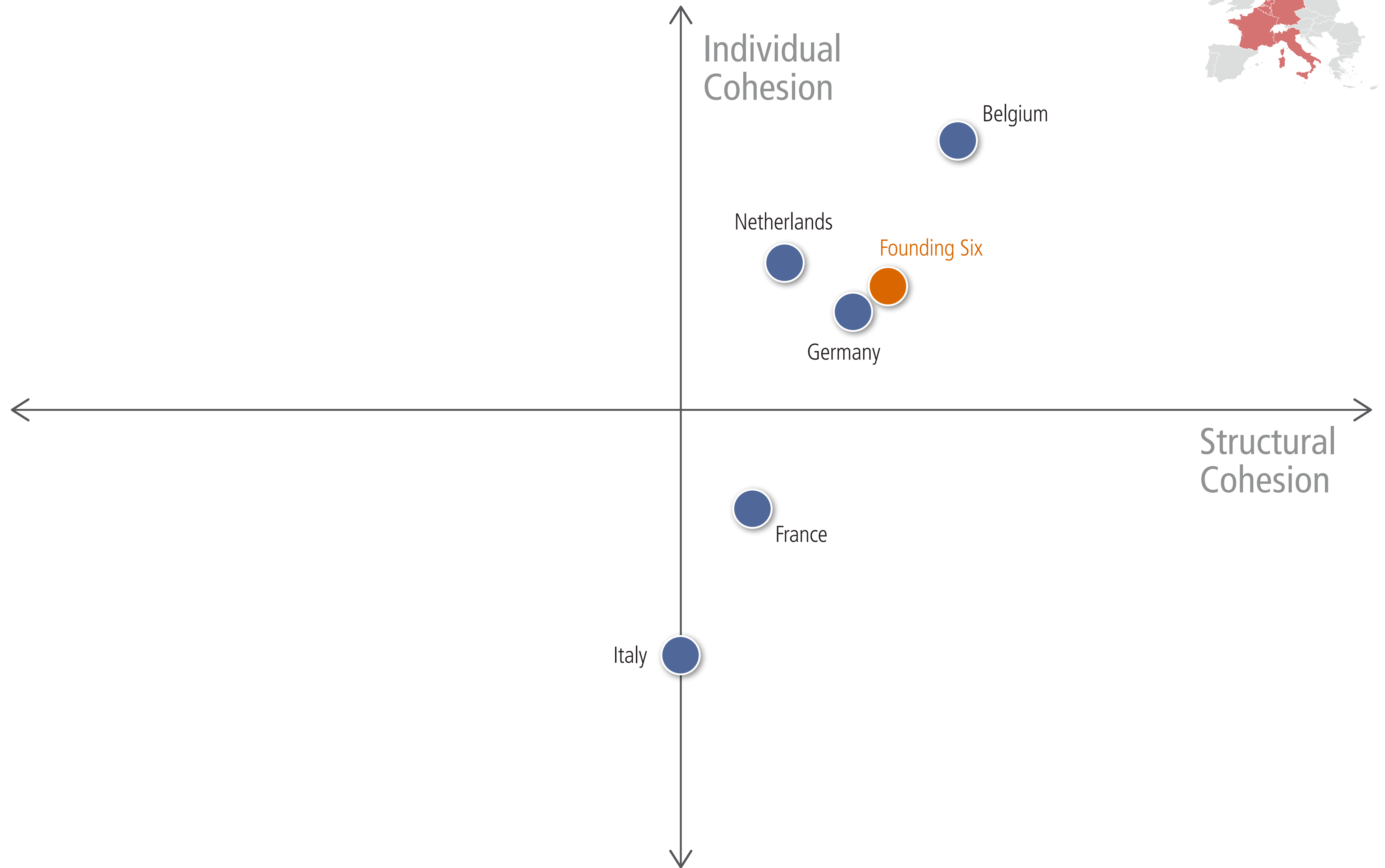
# Founding Six 2017 | 2007 | Countries



Crosshairs at EU28 2017 mean - defining four cohesion quadrants



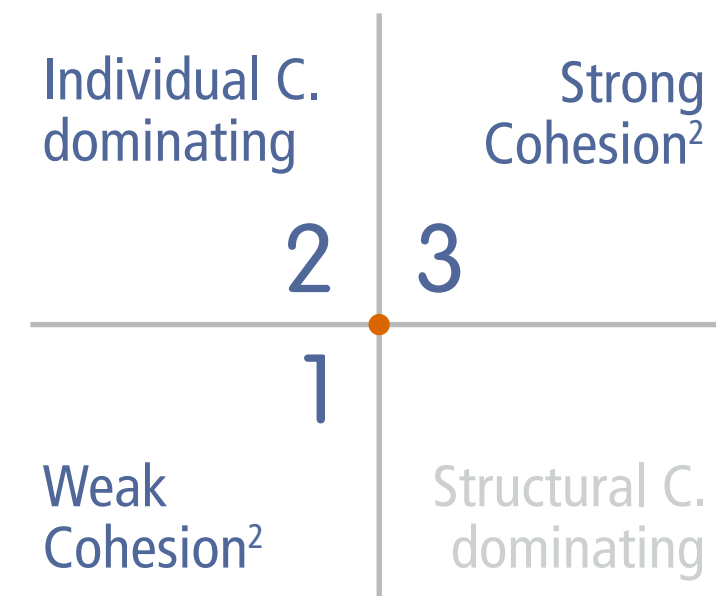
- Overall Results
- Country Groups
- Eurogroup
- New Hanseatic League
- Affluent Seven
- Southern Seven
- Big Six
- Founding Six**
- Southeast Four
- Visegrád Four
- Baltics
- Benelux
- Nordics



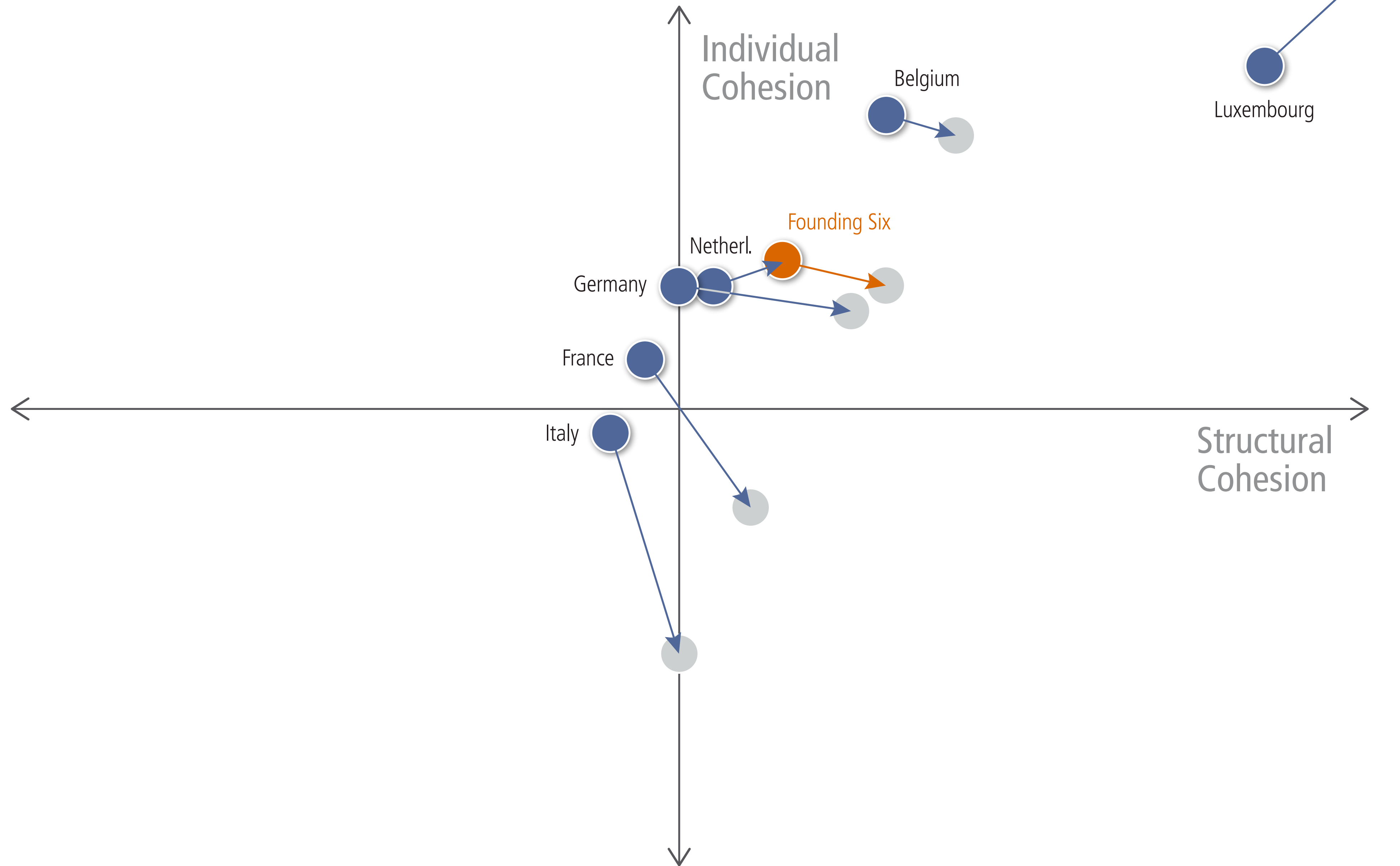
# Founding Six 2017 | 2007 | Countries

*i* Detailed Results  
*i* Profile

Crosshairs at EU28 2017 mean - defining four cohesion quadrants



- Overall Results
- Country Groups
  - Eurogroup
  - New Hanseatic League
  - Affluent Seven
  - Southern Seven
  - Big Six
  - Founding Six**
  - Southeast Four
  - Visegrád Four
  - Baltics
  - Benelux
  - Nordics

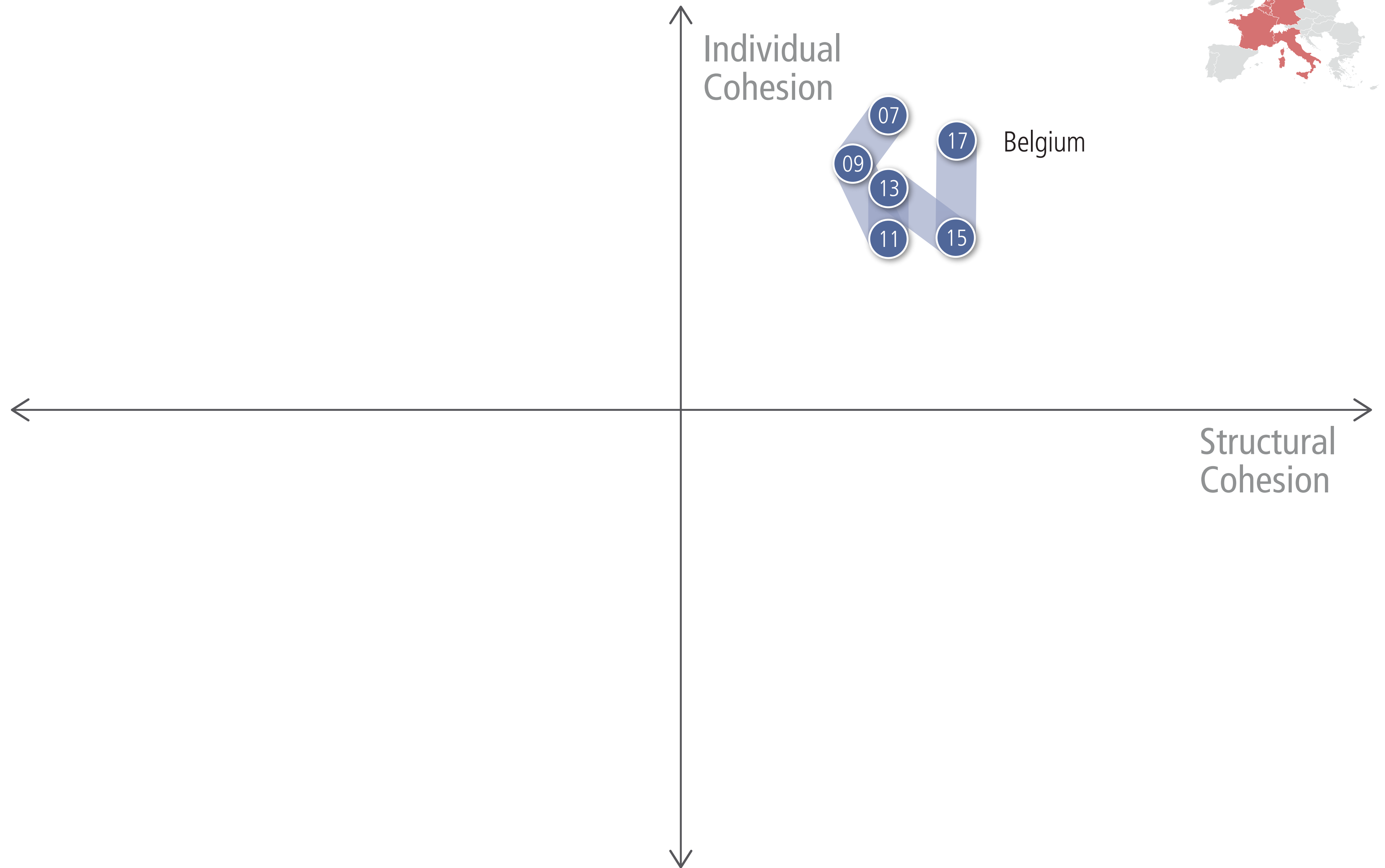


# Founding Six 2017 | 2007 | Countries



- Belgium**
- France
- Germany
- Italy
- Netherlands
- Luxembourg

- Overall Results
- Country Groups
- Eurogroup
- New Hanseatic League
- Affluent Seven
- Southern Seven
- Big Six
- Founding Six**
- Southeast Four
- Visegrád Four
- Baltics
- Benelux
- Nordics

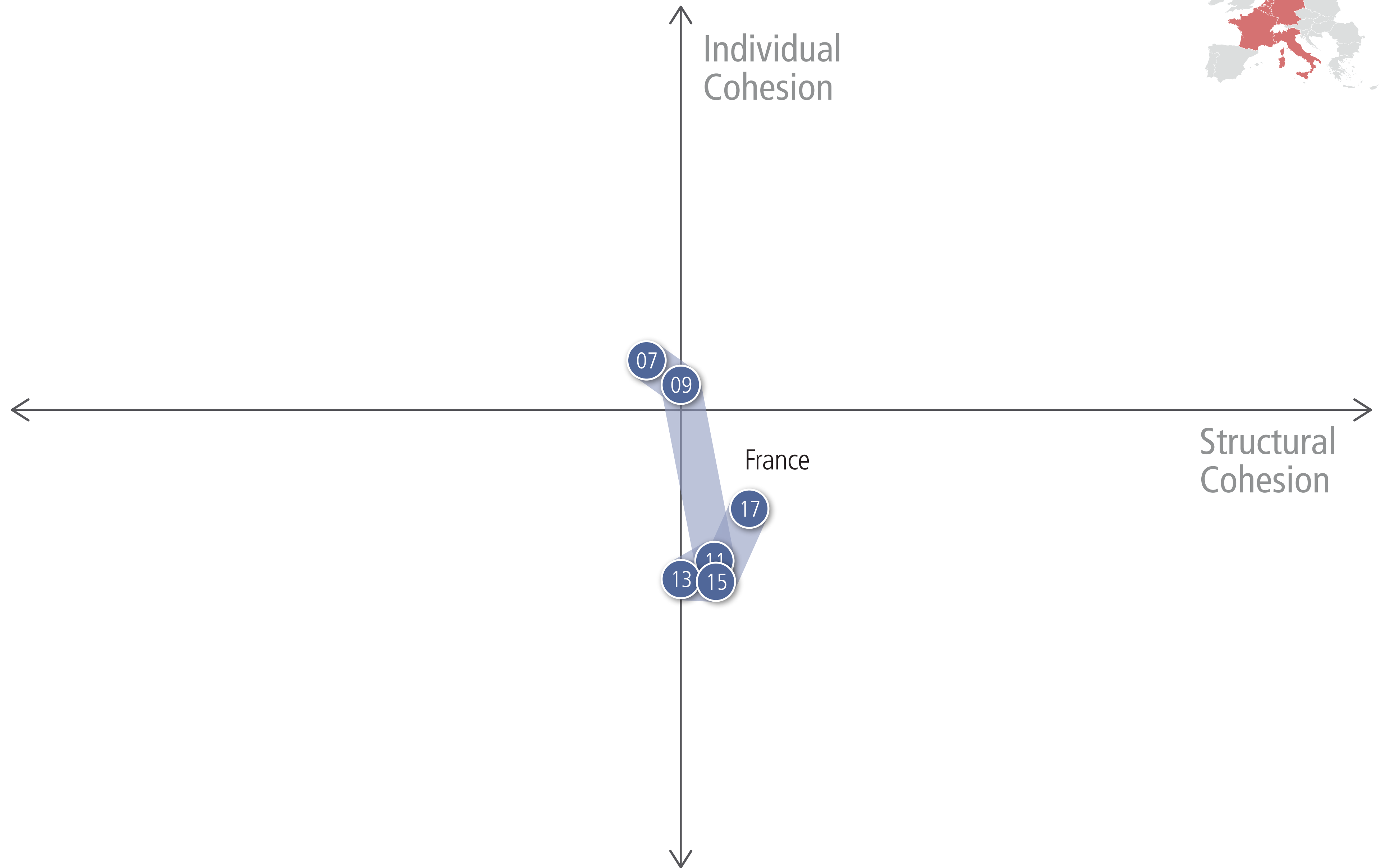


# Founding Six 2017 | 2007 | Countries



- Belgium
- France**
- Germany
- Italy
- Netherlands
- Luxembourg

- Overall Results
- Country Groups
- Eurogroup
- New Hanseatic League
- Affluent Seven
- Southern Seven
- Big Six
- Founding Six**
- Southeast Four
- Visegrád Four
- Baltics
- Benelux
- Nordics



# Founding Six 2017 | 2007 | Countries



- Belgium
- France
- Germany**
- Italy
- Netherlands
- Luxembourg

- Overall Results
- Country Groups
- Eurogroup
- New Hanseatic League
- Affluent Seven
- Southern Seven
- Big Six
- Founding Six**
- Southeast Four
- Visegrád Four
- Baltics
- Benelux
- Nordics

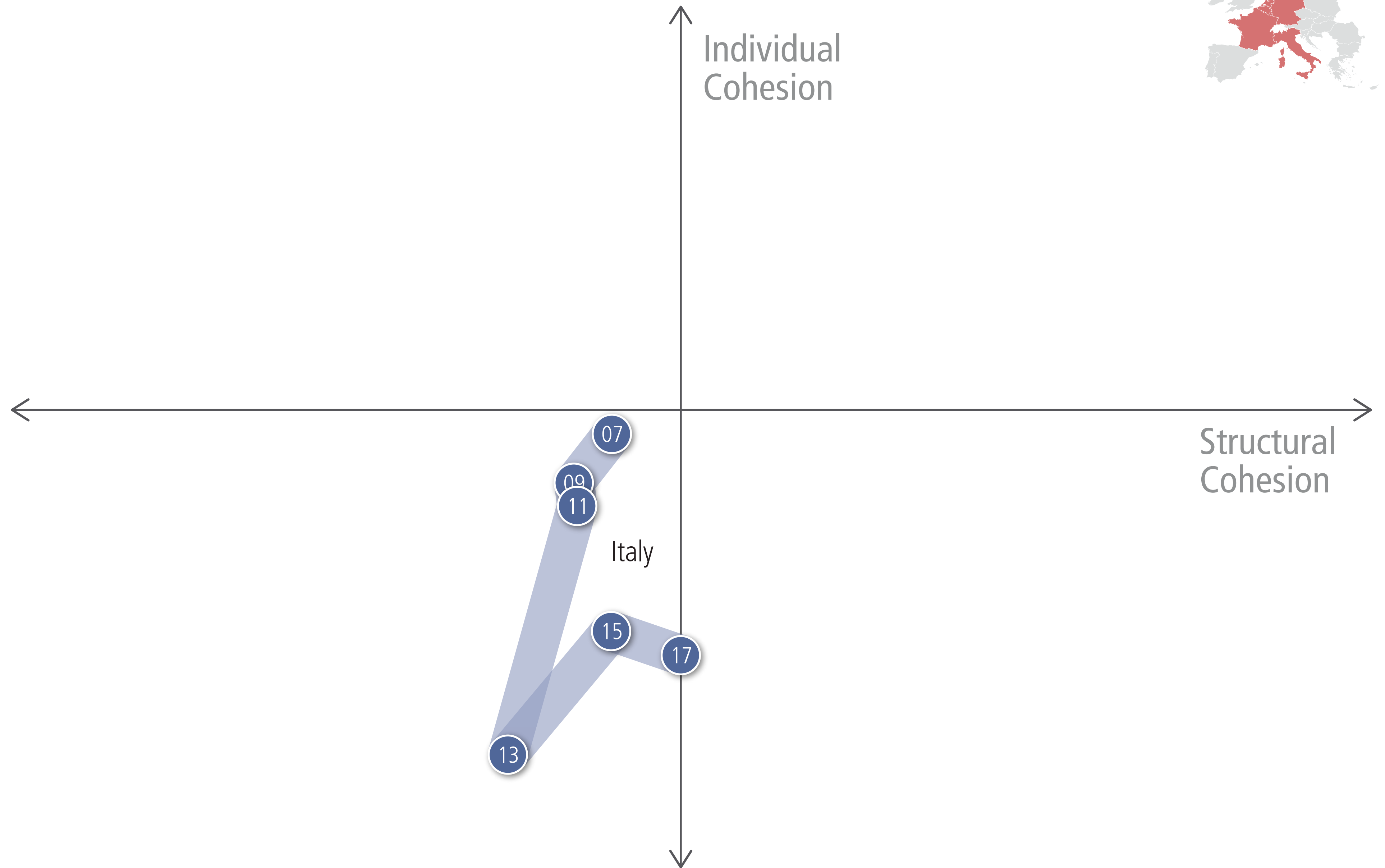


# Founding Six 2017 | 2007 | Countries



- Belgium
- France
- Germany
- Italy**
- Netherlands
- Luxembourg

- Overall Results
- Country Groups
- Eurogroup
- New Hanseatic League
- Affluent Seven
- Southern Seven
- Big Six
- Founding Six**
- Southeast Four
- Visegrád Four
- Baltics
- Benelux
- Nordics

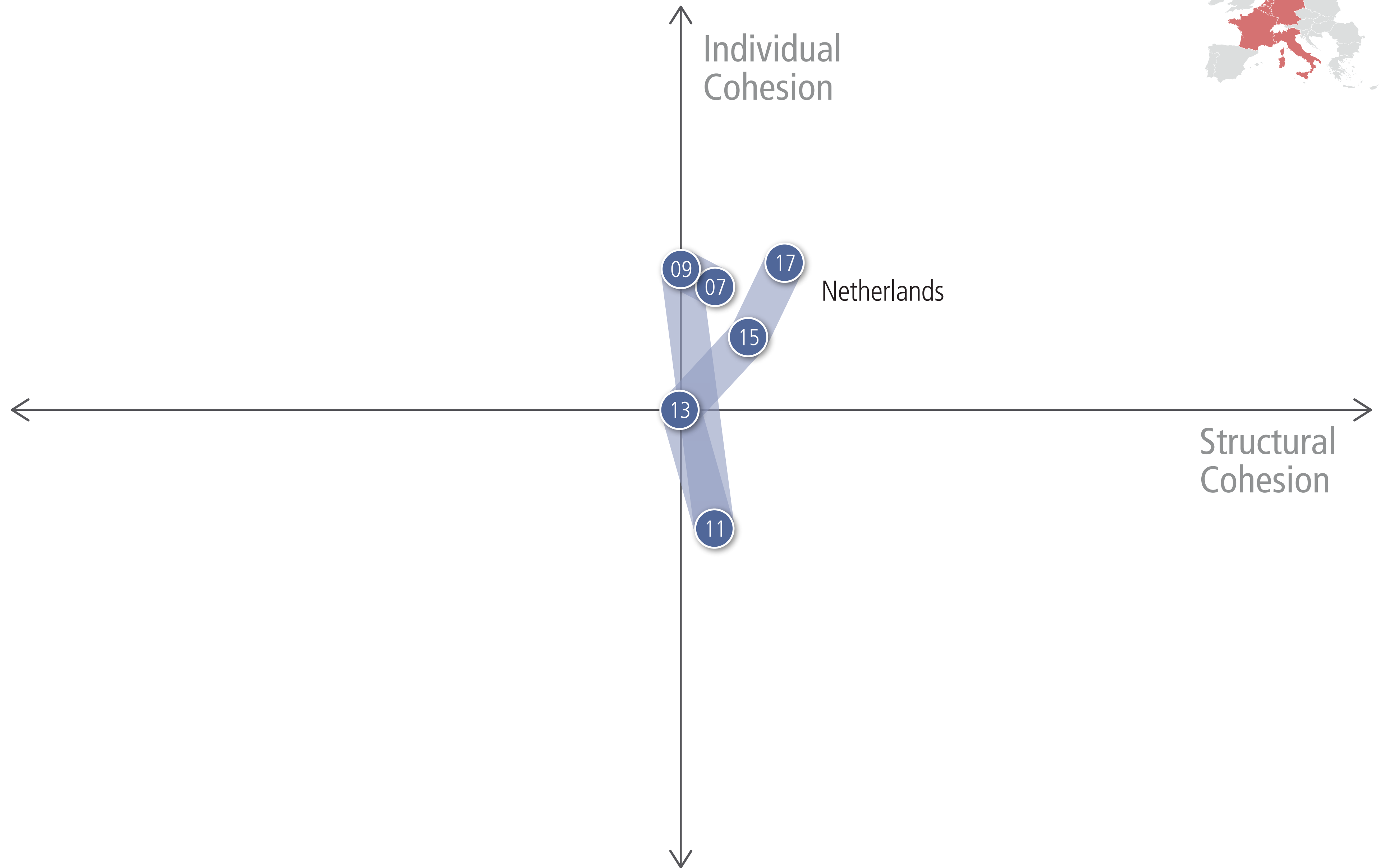


# Founding Six 2017 | 2007 | Countries



- Belgium
- France
- Germany
- Italy
- Netherlands**
- Luxembourg

- Overall Results
- Country Groups
- Eurogroup
- New Hanseatic League
- Affluent Seven
- Southern Seven
- Big Six
- Founding Six**
- Southeast Four
- Visegrád Four
- Baltics
- Benelux
- Nordics

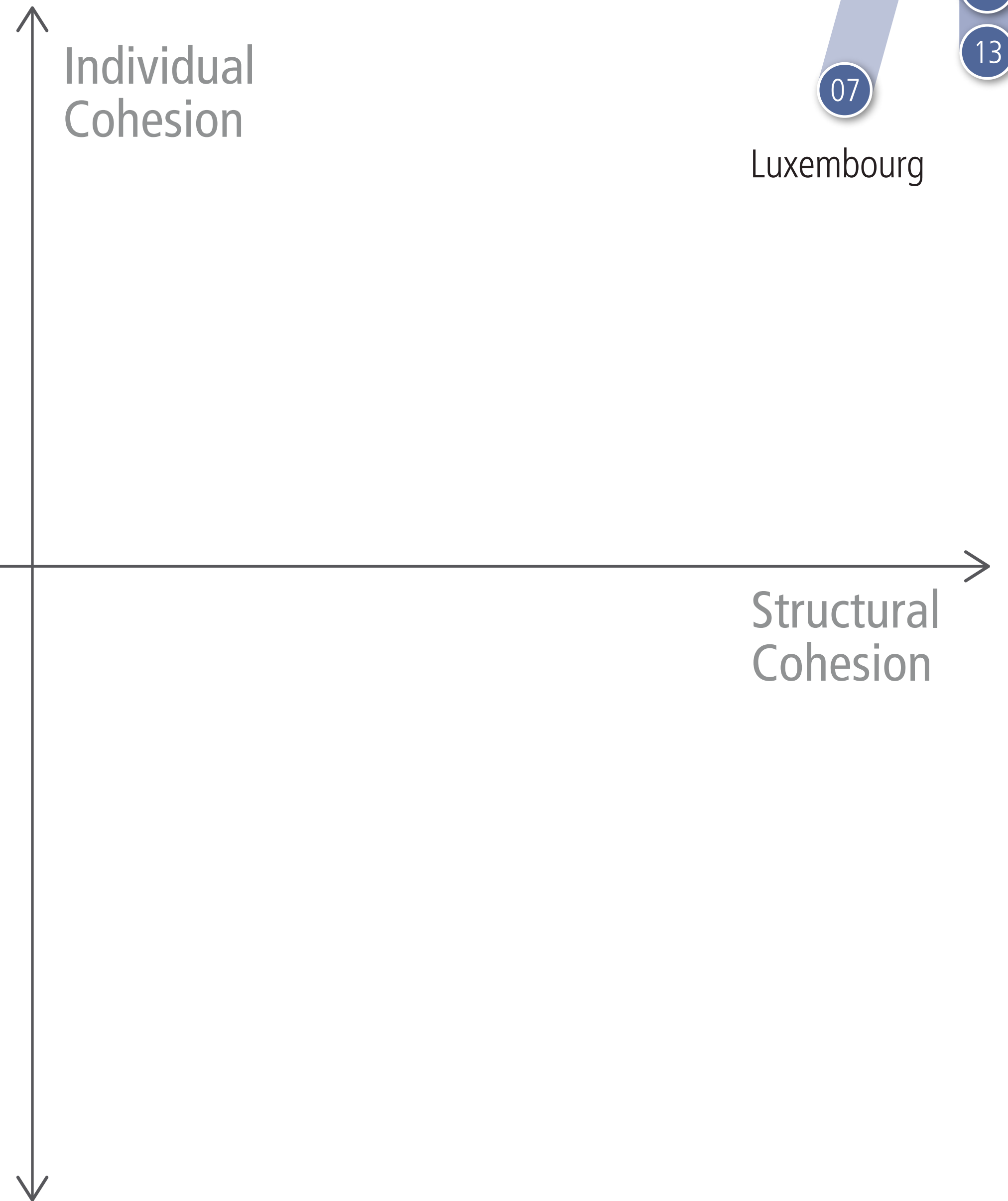




# Founding Six 2017 | 2007 | Countries

- Belgium
- France
- Germany
- Italy
- Netherlands
- Luxembourg**

- Overall Results
- Country Groups
- Eurogroup
- New Hanseatic League
- Affluent Seven
- Southern Seven
- Big Six
- Founding Six**
- Southeast Four
- Visegrád Four
- Baltics
- Benelux
- Nordics

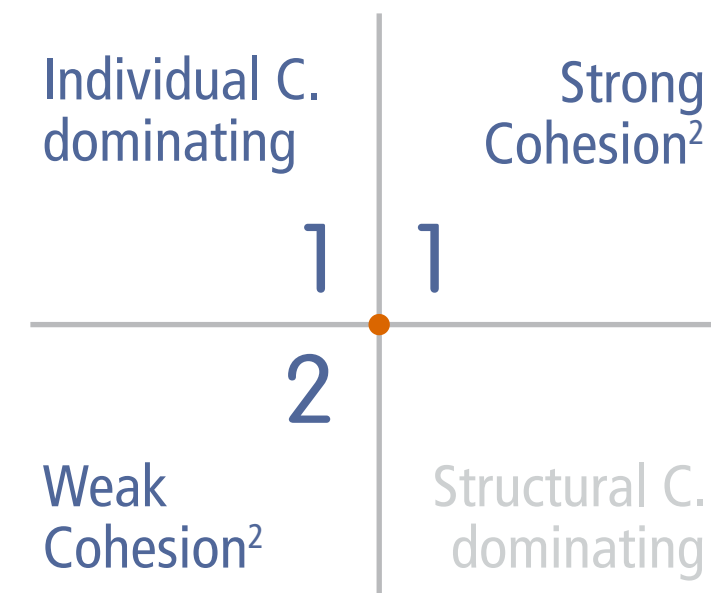


# Southeast Four 2017 | 2007 | Countries

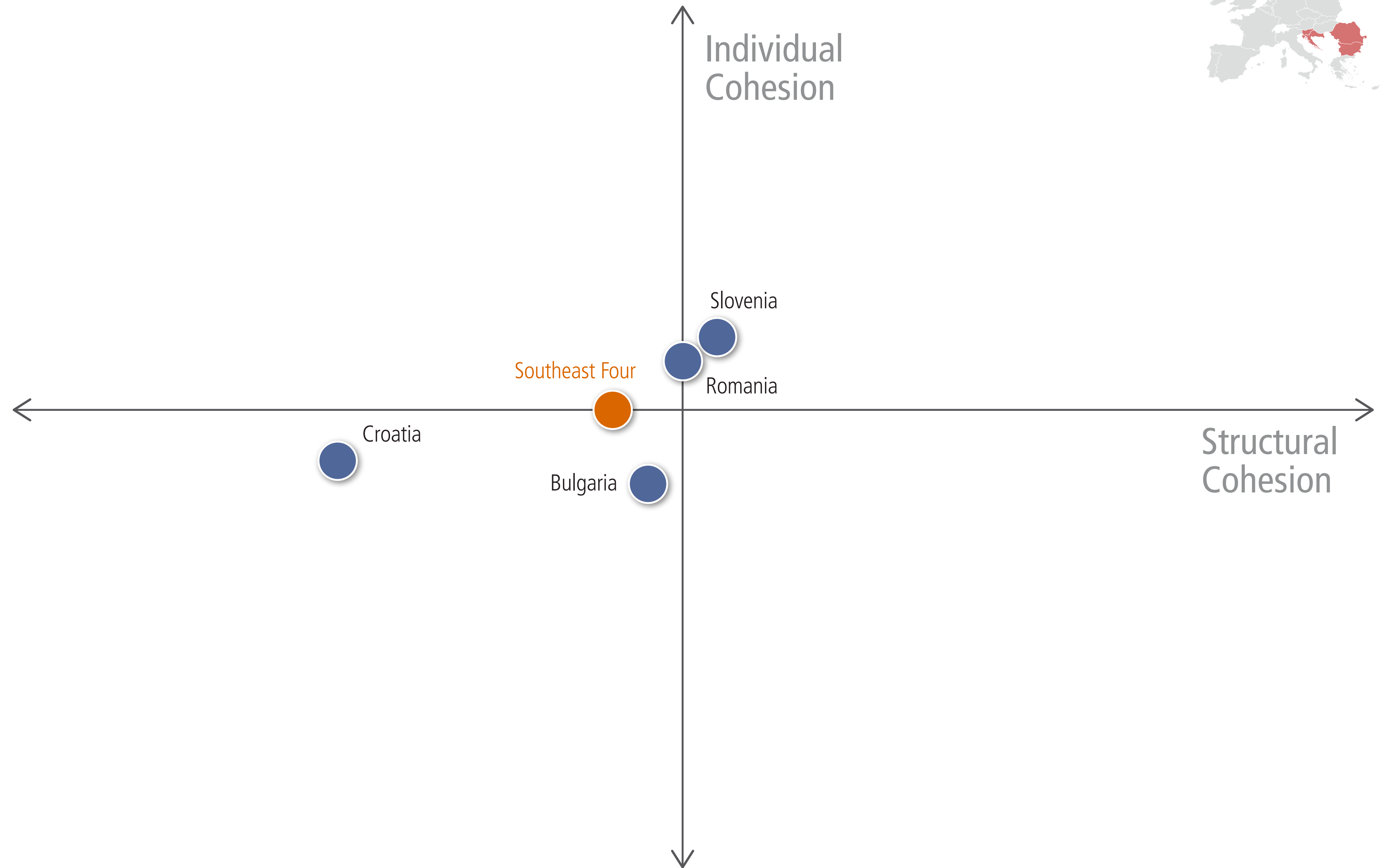
[i Detailed Results](#)  
[i Profile](#)



Crosshairs at EU28 2017 mean - defining four cohesion quadrants



- Overall Results
- Country Groups
  - Eurogroup
  - New Hanseatic League
  - Affluent Seven
  - Southern Seven
  - Big Six
  - Founding Six
  - Southeast Four**
  - Visegrád Four
  - Baltics
  - Benelux
  - Nordics

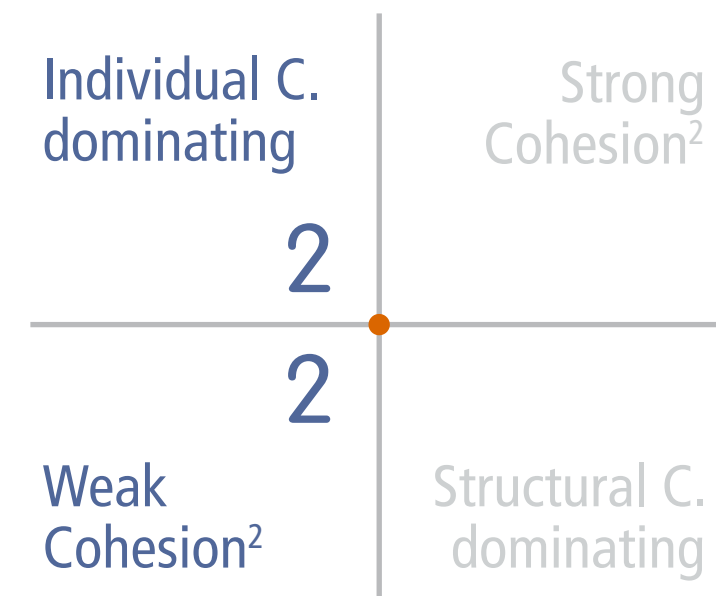


# Southeast Four 2017 | 2007 | Countries

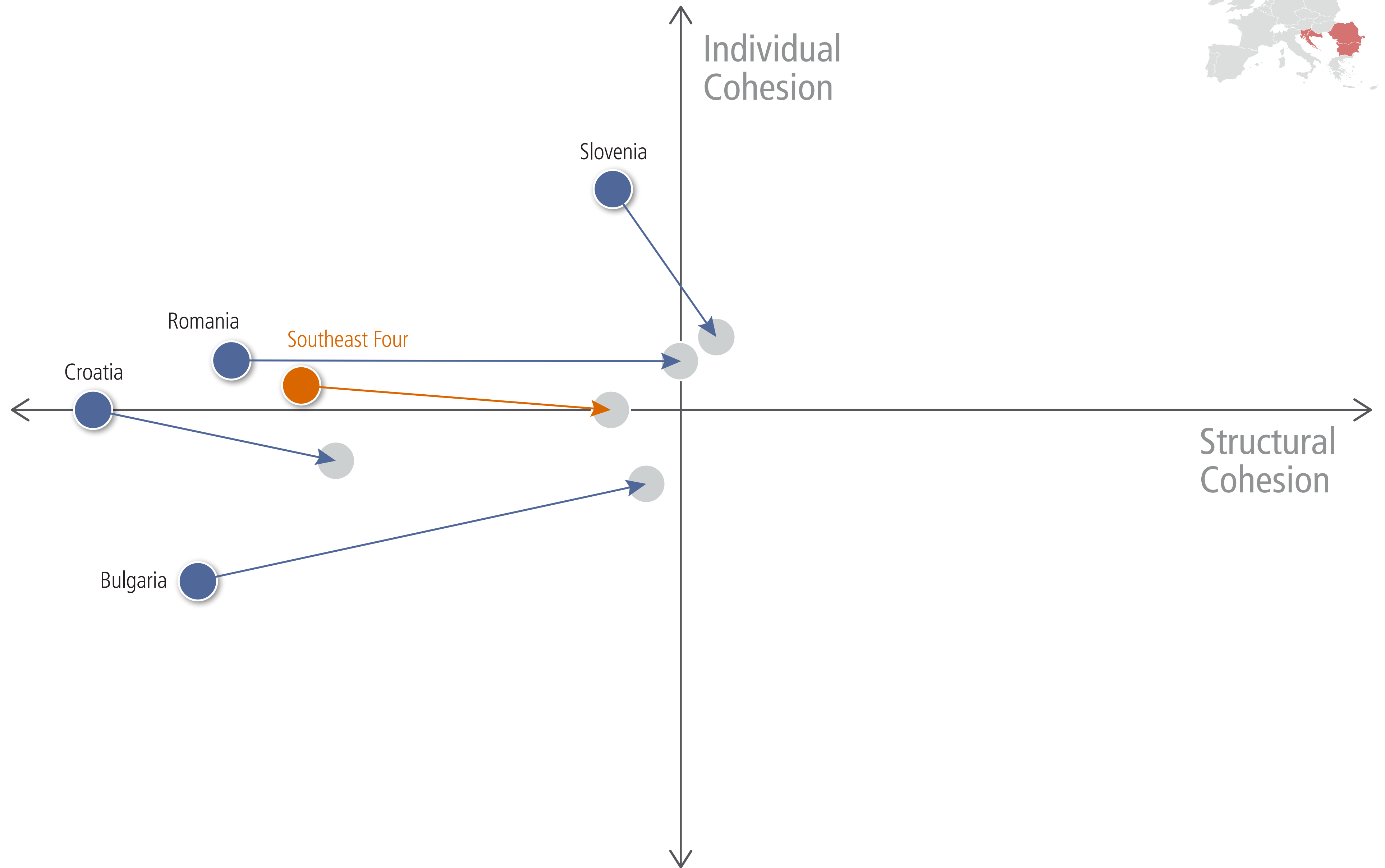
*i* Detailed Results  
*i* Profile



Crosshairs at EU28 2017 mean - defining four cohesion quadrants



- Overall Results
- Country Groups
  - Eurogroup
  - New Hanseatic League
  - Affluent Seven
  - Southern Seven
  - Big Six
  - Founding Six
  - Southeast Four**
  - Visegrád Four
  - Baltics
  - Benelux
  - Nordics

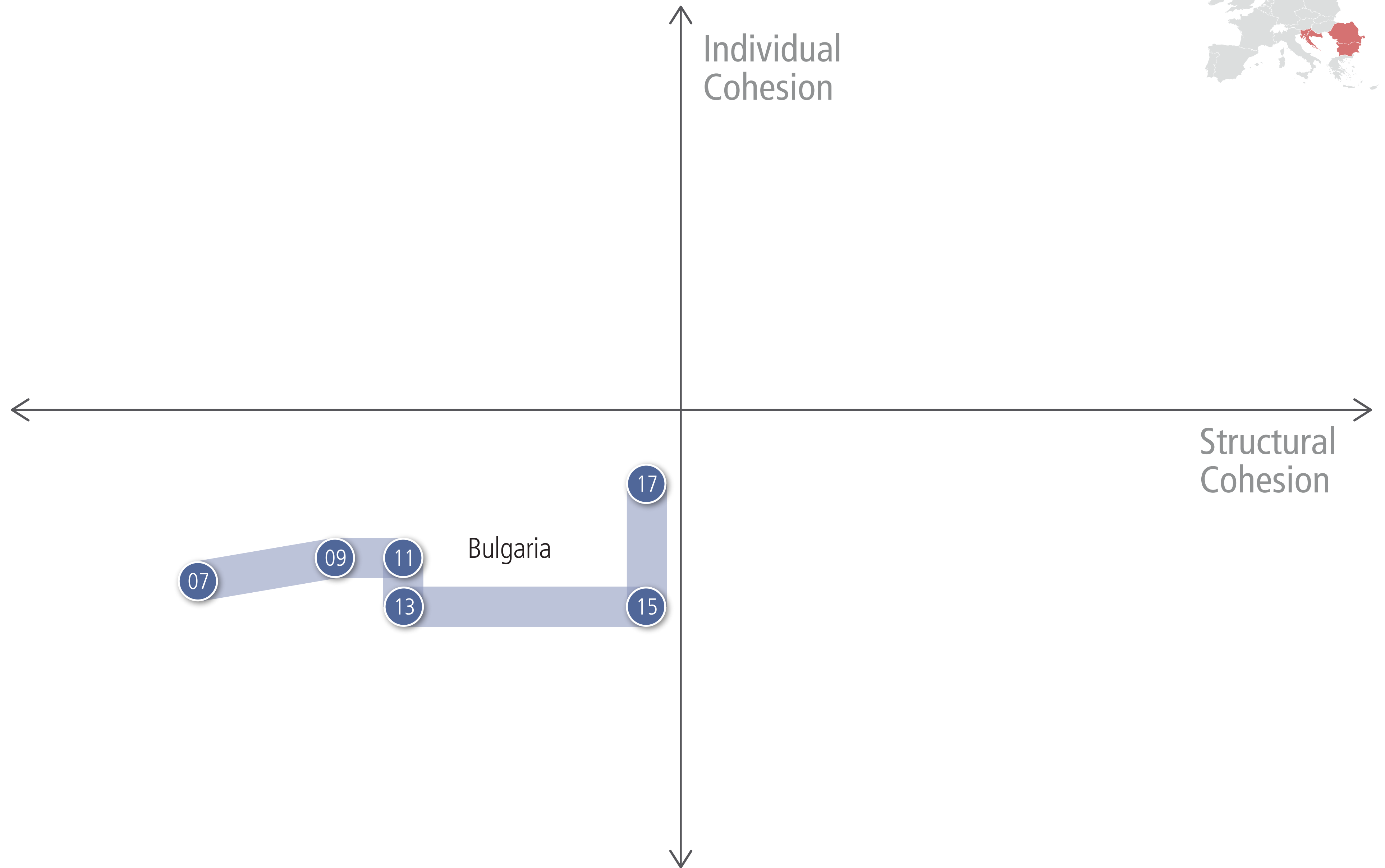


# Southeast Four 2017 | 2007 | Countries



- Bulgaria**
- Croatia
- Romania
- Slovenia

- Overall Results
- Country Groups
- Eurogroup
- New Hanseatic League
- Affluent Seven
- Southern Seven
- Big Six
- Founding Six
- Southeast Four**
- Visegrád Four
- Baltics
- Benelux
- Nordics

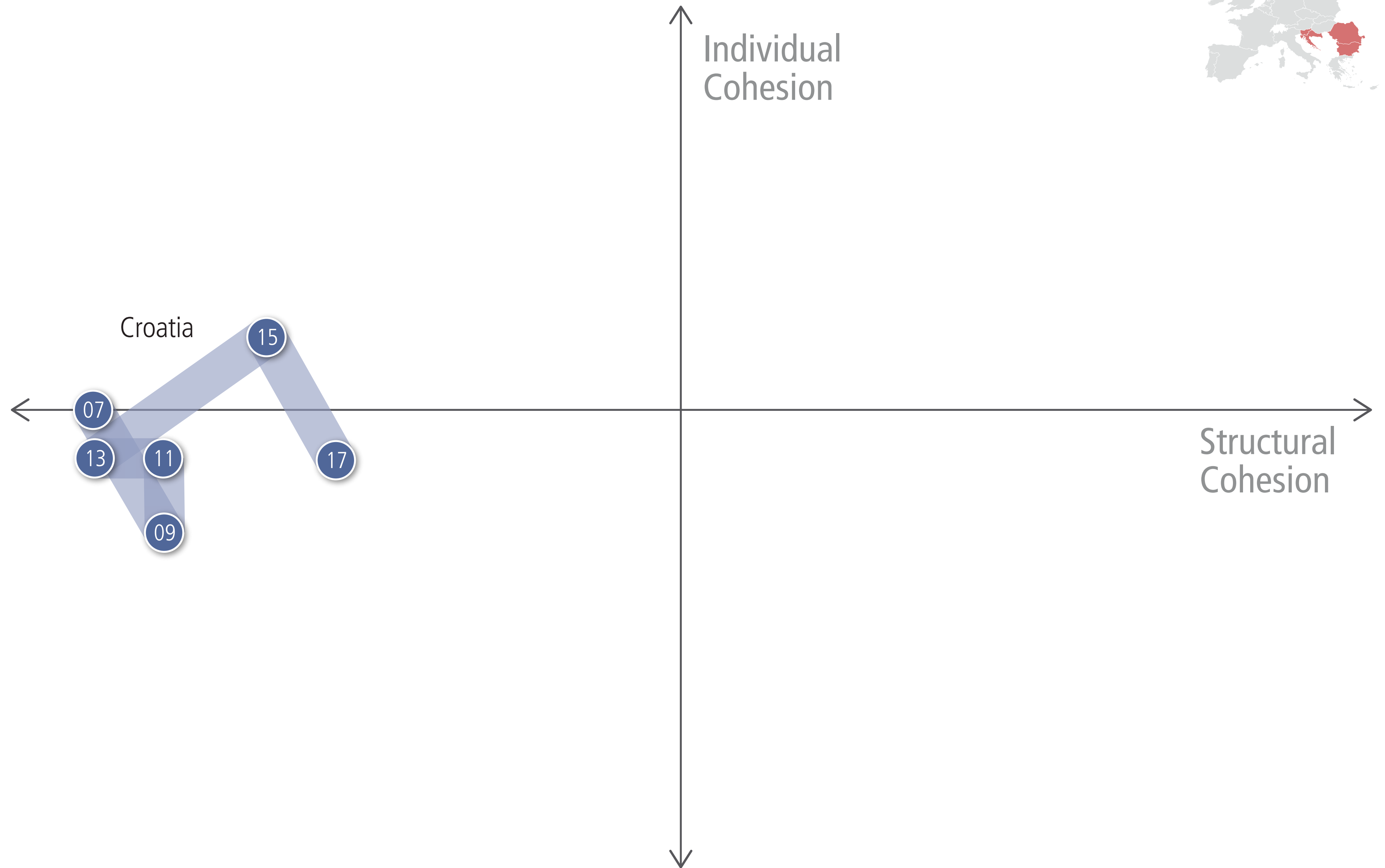


# Southeast Four 2017 | 2007 | Countries



- Bulgaria
- Croatia**
- Romania
- Slovenia

- Overall Results
- Country Groups
- Eurogroup
- New Hanseatic League
- Affluent Seven
- Southern Seven
- Big Six
- Founding Six
- Southeast Four**
- Visegrád Four
- Baltics
- Benelux
- Nordics

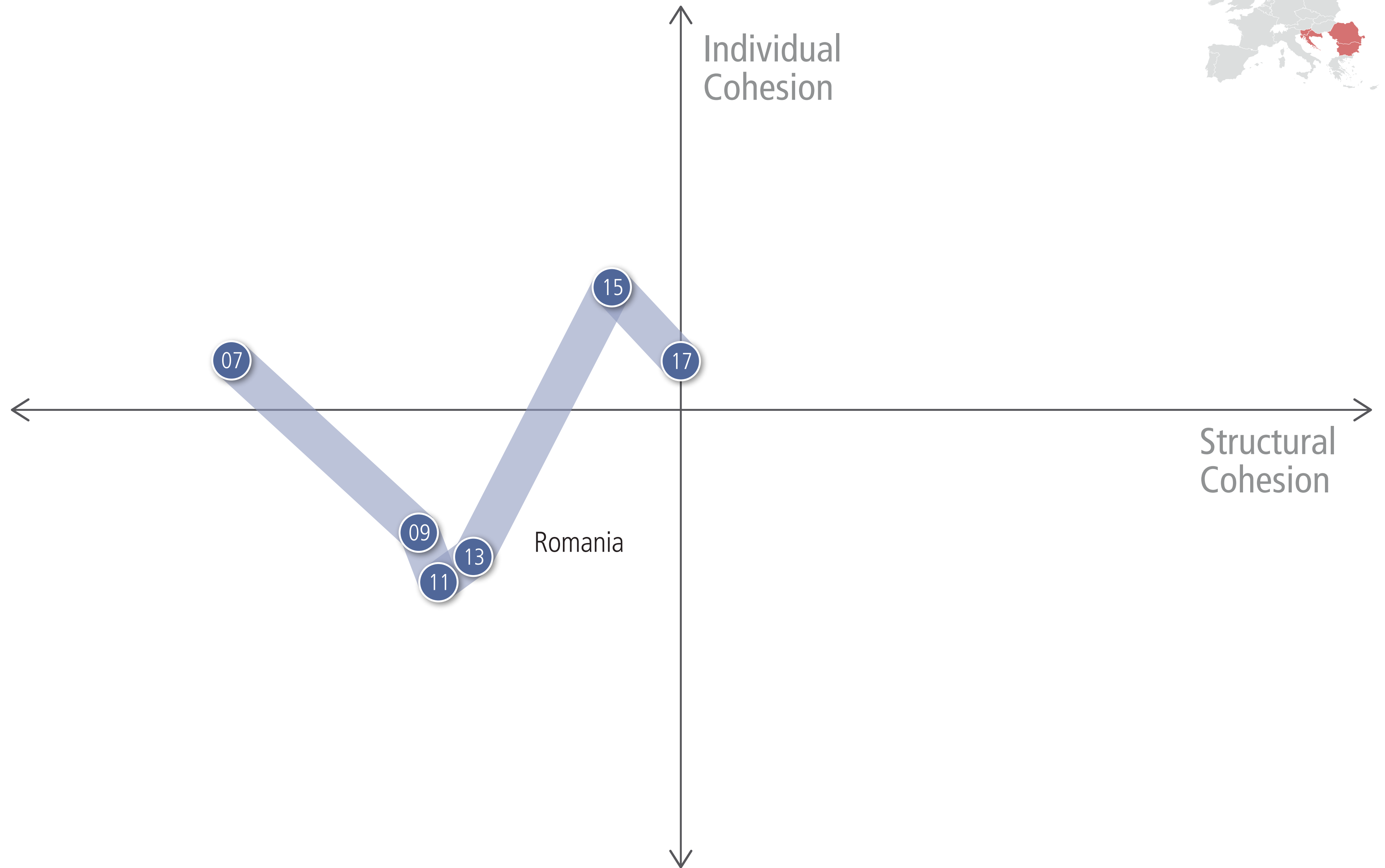


# Southeast Four 2017 | 2007 | Countries



- Bulgaria
- Croatia
- Romania**
- Slovenia

- Overall Results
- Country Groups
- Eurogroup
- New Hanseatic League
- Affluent Seven
- Southern Seven
- Big Six
- Founding Six
- Southeast Four**
- Visegrád Four
- Baltics
- Benelux
- Nordics

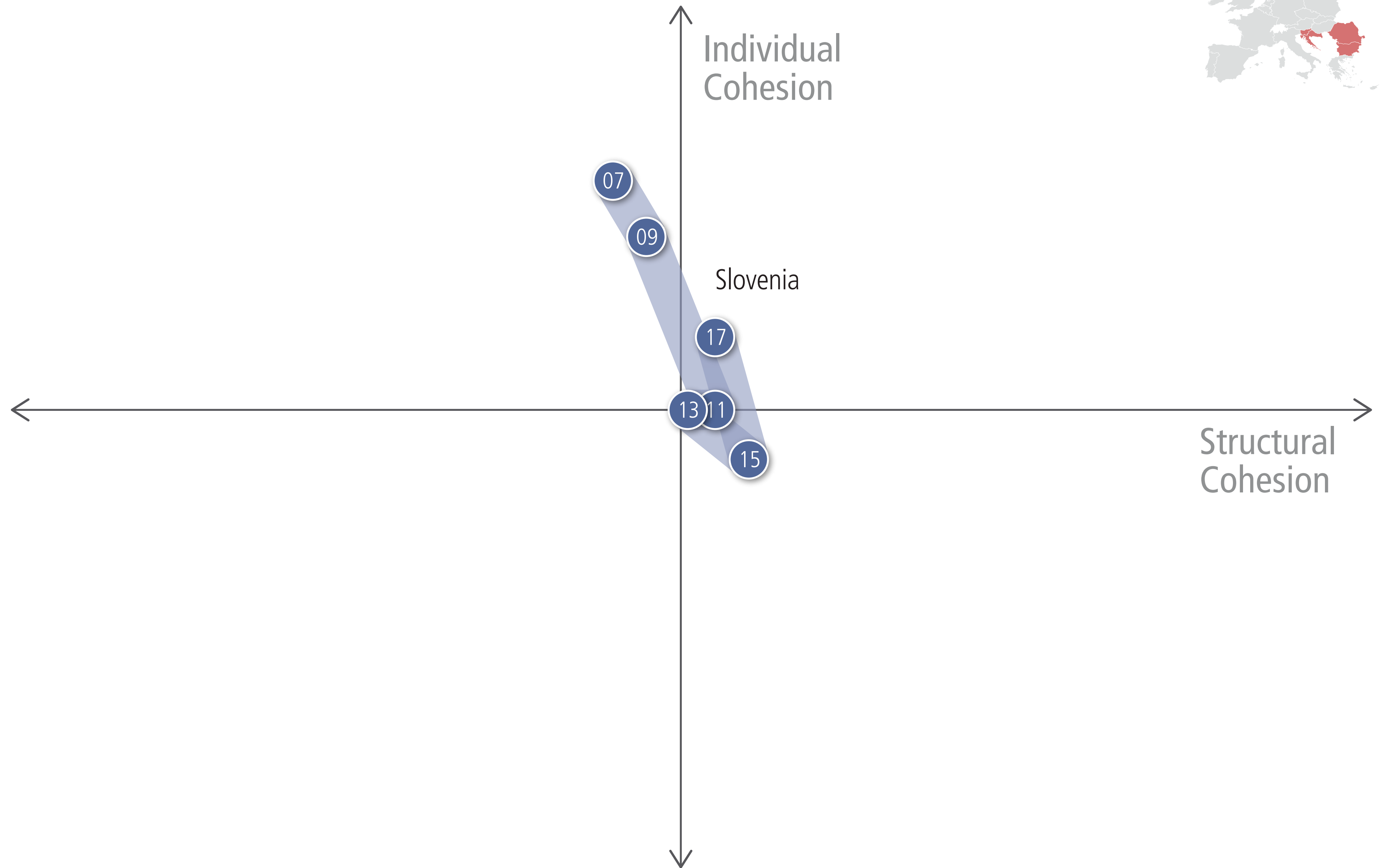


# Southeast Four 2017 | 2007 | Countries

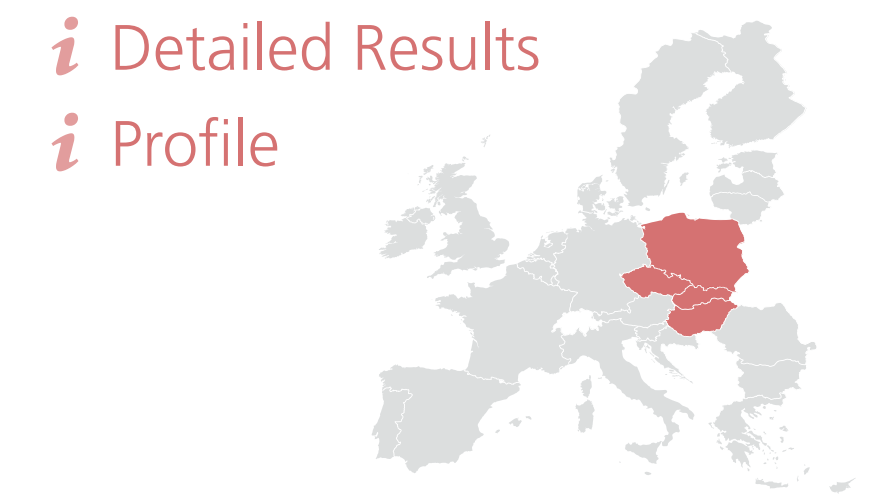


- Bulgaria
- Croatia
- Romania
- Slovenia**

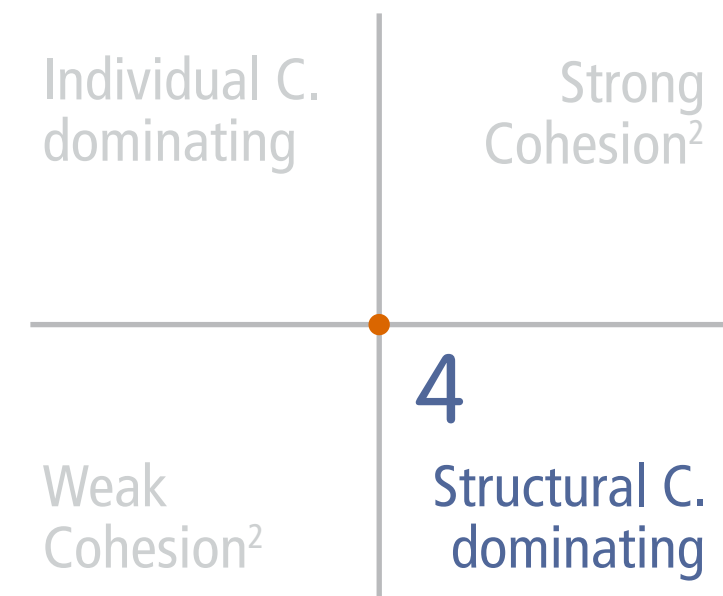
- Overall Results
- Country Groups
- Eurogroup
- New Hanseatic League
- Affluent Seven
- Southern Seven
- Big Six
- Founding Six
- Southeast Four**
- Visegrád Four
- Baltics
- Benelux
- Nordics



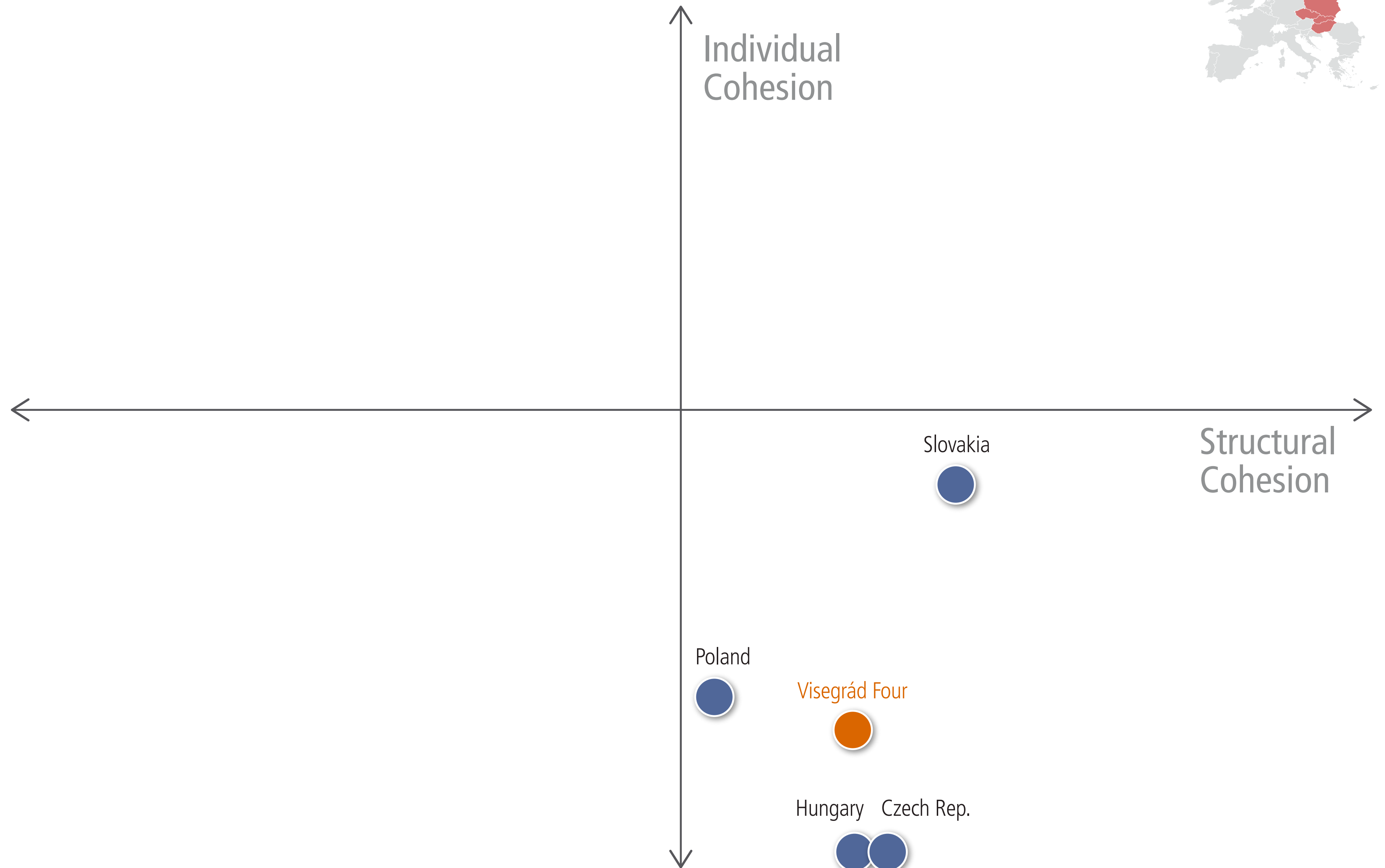
# Visegrád Four 2017 | 2007 | Countries



Crosshairs at EU28 2017 mean - defining four cohesion quadrants



- Overall Results
- Country Groups
- Eurogroup
- New Hanseatic League
- Affluent Seven
- Southern Seven
- Big Six
- Founding Six
- Southeast Four
- Visegrád Four**
- Baltics
- Benelux
- Nordics





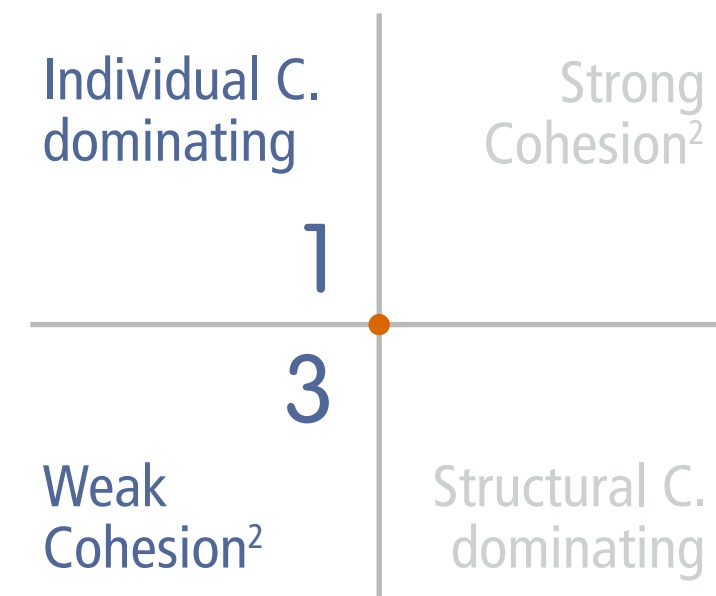
# Visegrád Four 2017 | 2007 | Countries

[i Detailed Results](#)

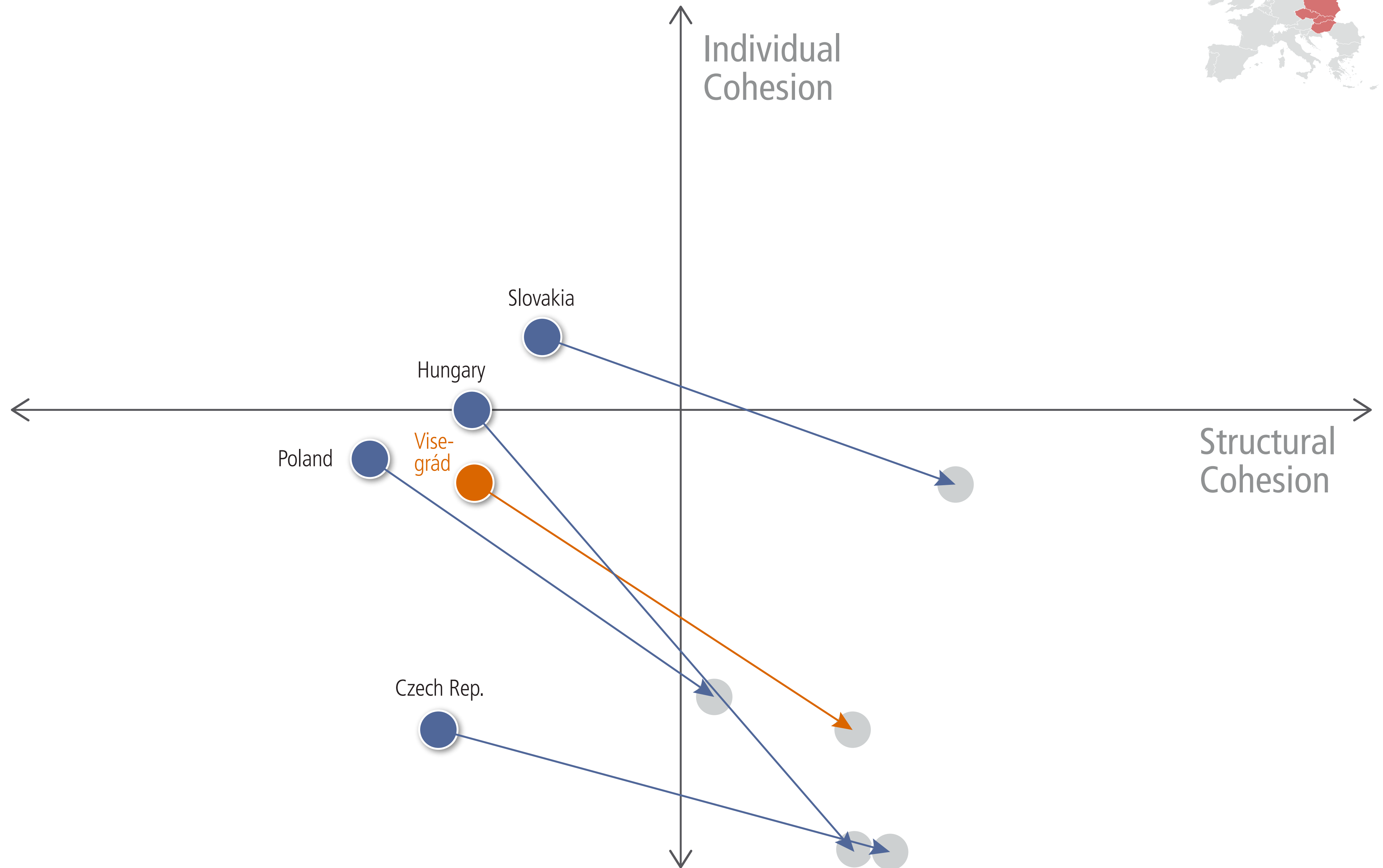
[i Profile](#)



Crosshairs at EU28 2017 mean - defining four cohesion quadrants



- Overall Results
- Country Groups
- Eurogroup
- New Hanseatic League
- Affluent Seven
- Southern Seven
- Big Six
- Founding Six
- Southeast Four
- Visegrád Four**
- Baltics
- Benelux
- Nordics



# Visegrád Four 2017 | 2007 | Countries



Czech Rep.

Hungary

Poland

Slovakia

Overall Results

Country Groups

Eurogroup

New Hanseatic League

Affluent Seven

Southern Seven

Big Six

Founding Six

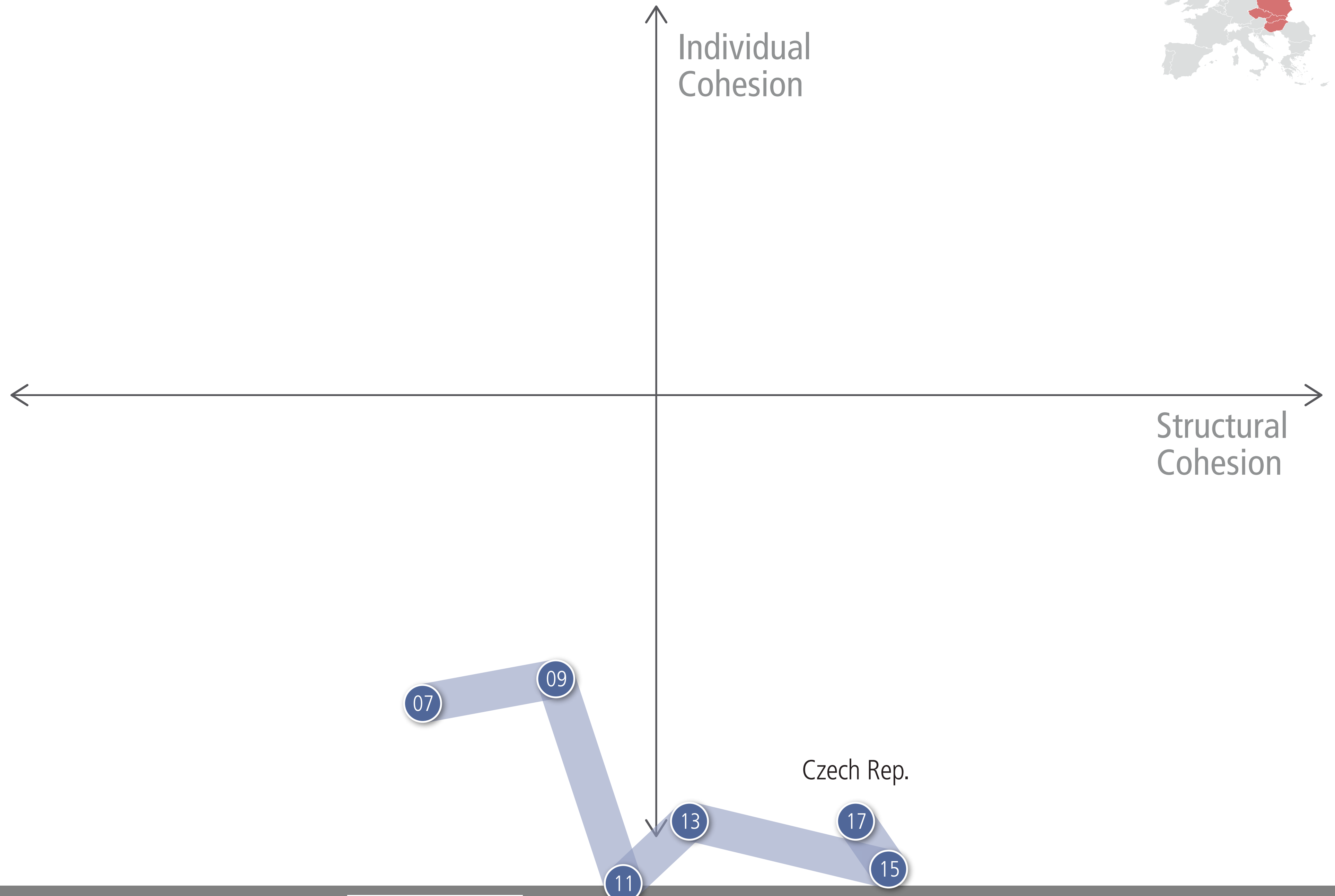
Southeast Four

Visegrád Four

Baltics

Benelux

Nordics



# Visegrád Four 2017 | 2007 | Countries



Czech Rep.

**Hungary**

Poland

Slovakia

Overall Results

Country Groups

Eurogroup

New Hanseatic League

Affluent Seven

Southern Seven

Big Six

Founding Six

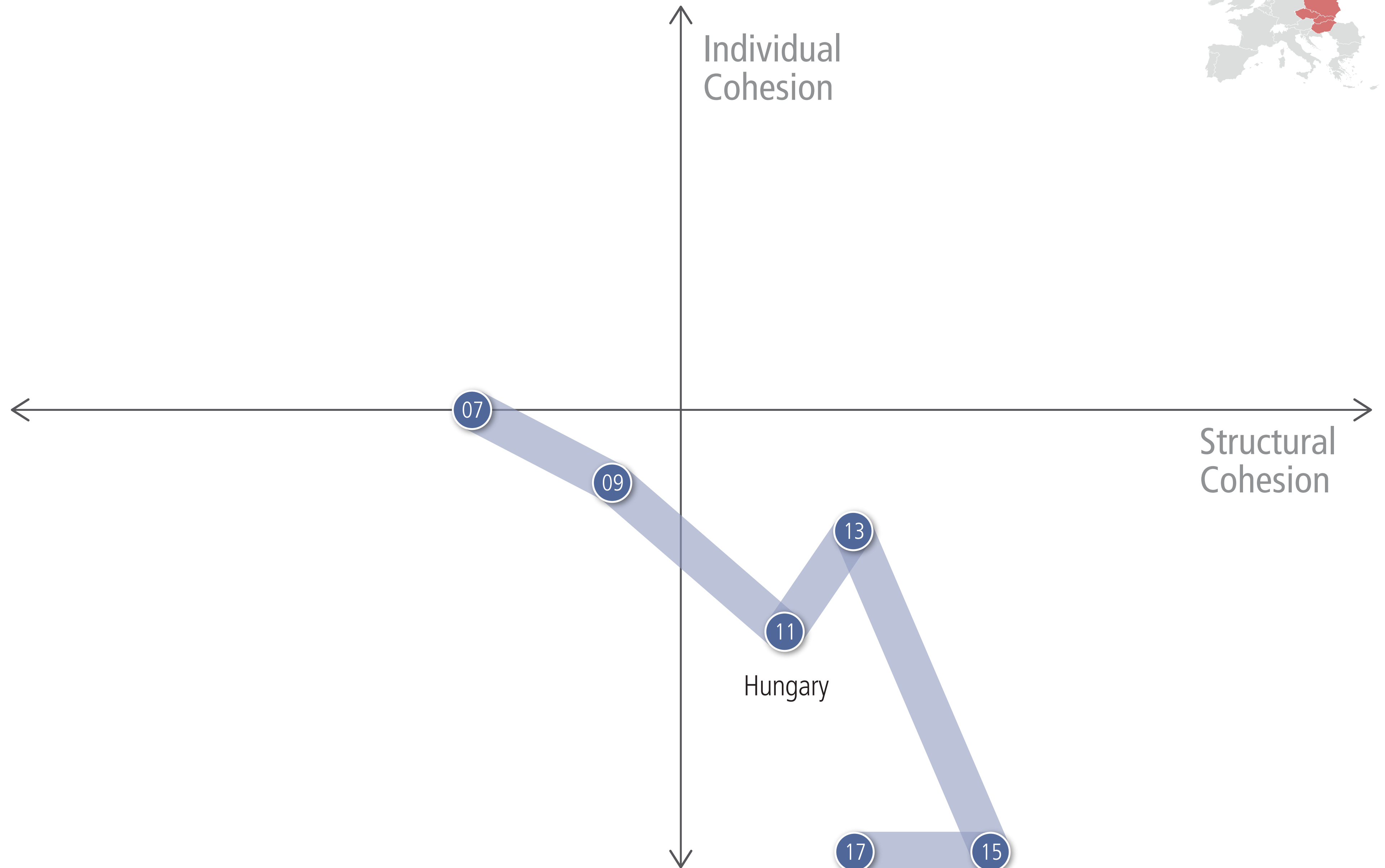
Southeast Four

**Visegrád Four**

Baltics

Benelux

Nordics

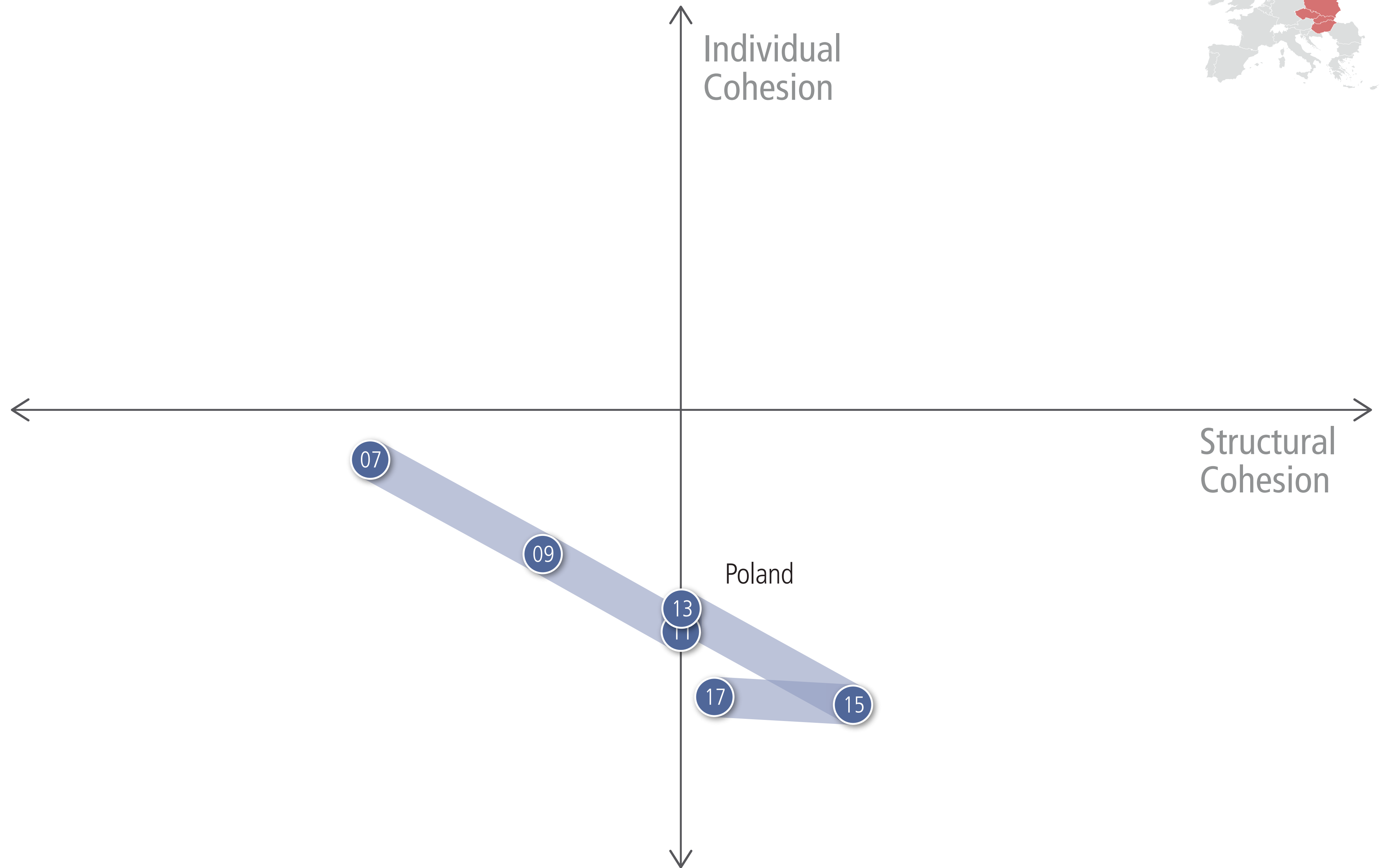


# Visegrád Four 2017 | 2007 | Countries



- Czech Rep.
- Hungary
- Poland**
- Slovakia

- Overall Results
- Country Groups
- Eurogroup
- New Hanseatic League
- Affluent Seven
- Southern Seven
- Big Six
- Founding Six
- Southeast Four
- Visegrád Four**
- Baltics
- Benelux
- Nordics

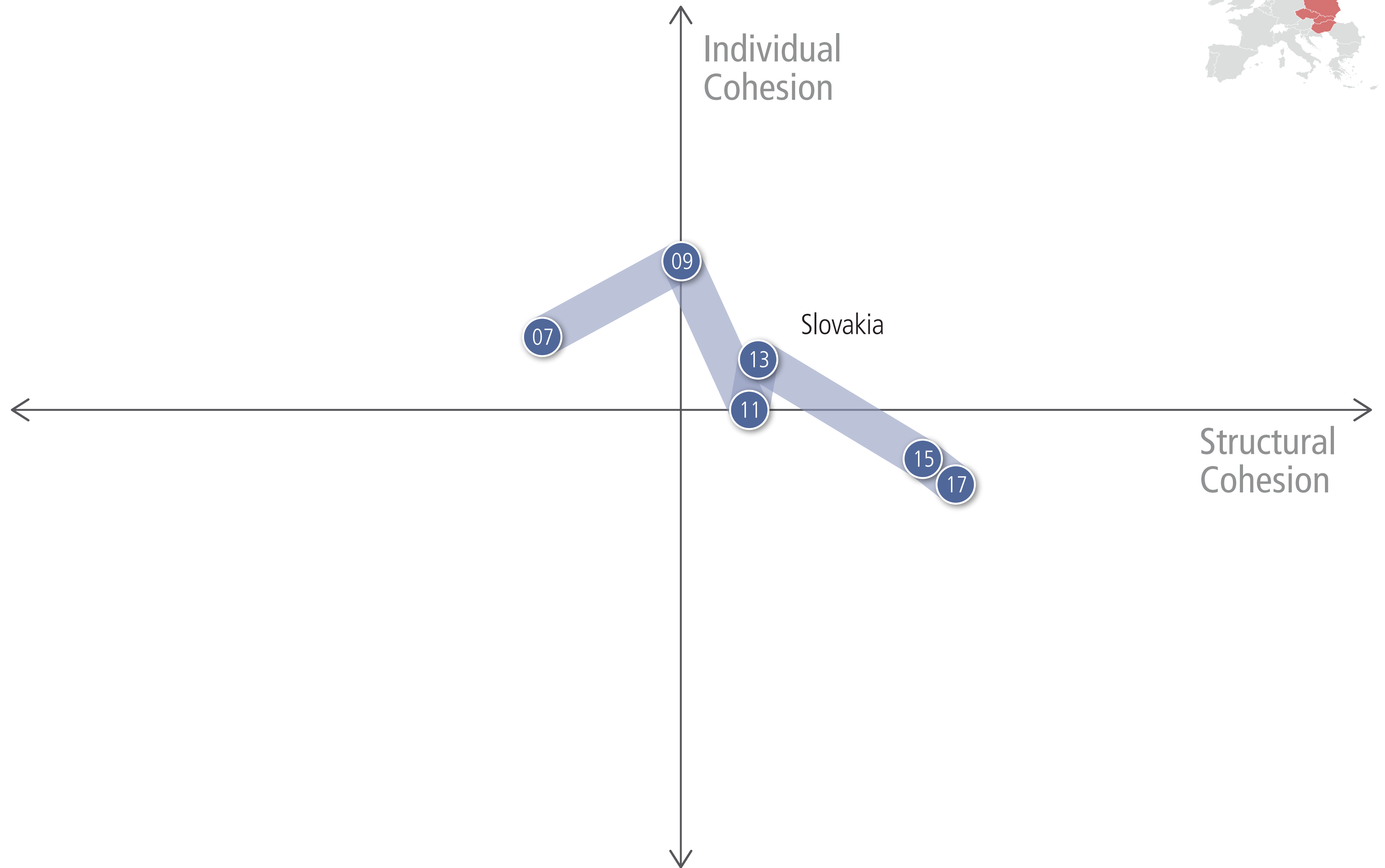


# Visegrád Four 2017 | 2007 | Countries



- Czech Rep.
- Hungary
- Poland
- Slovakia**

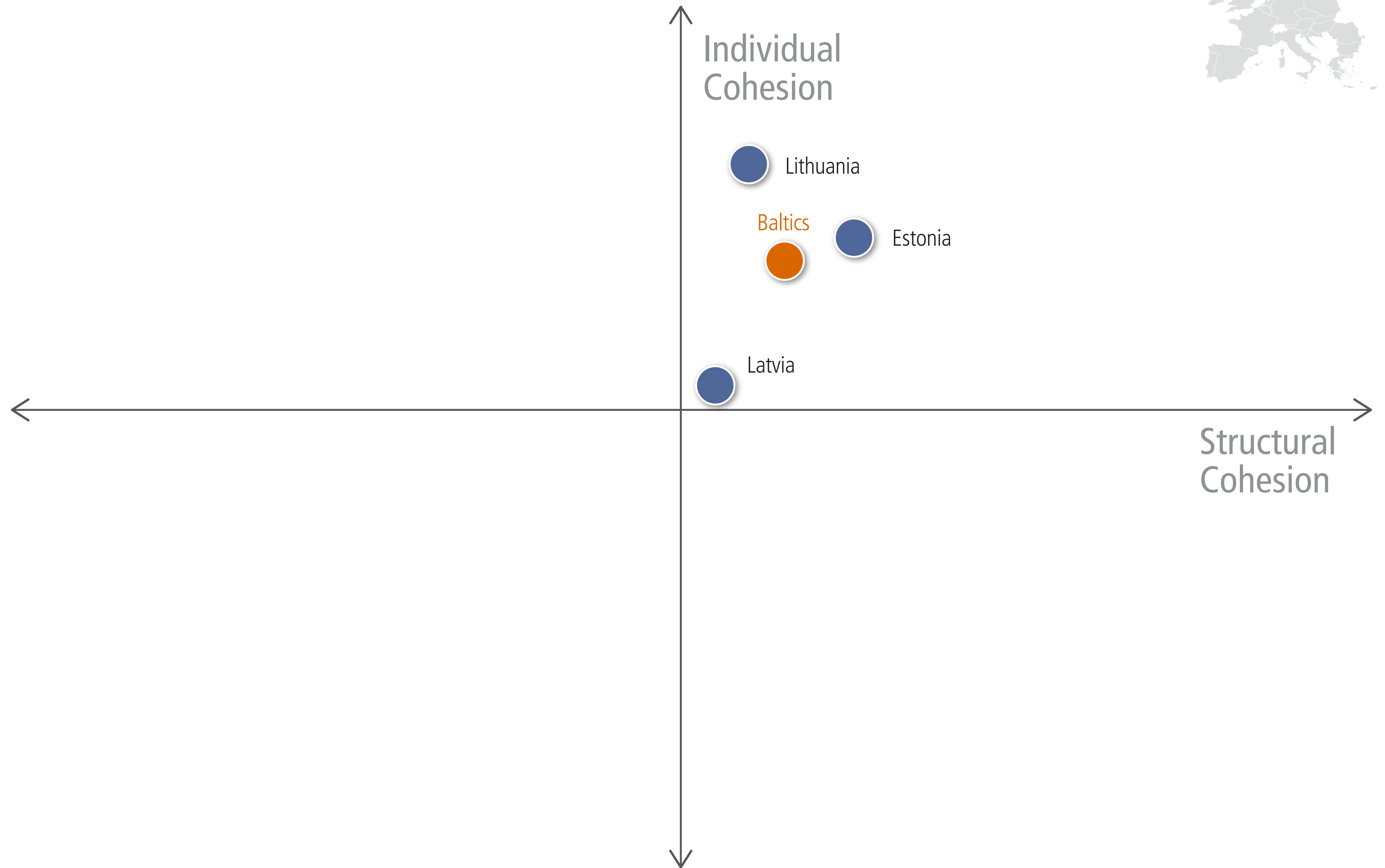
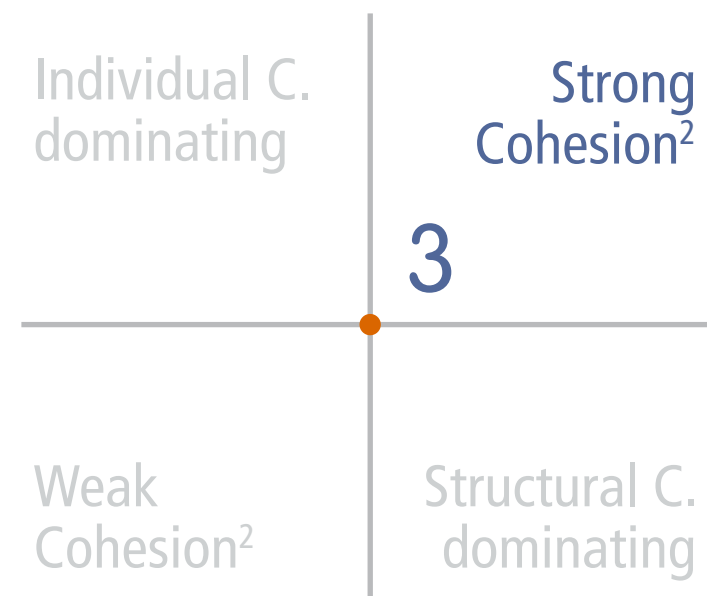
- Overall Results
- Country Groups
- Eurogroup
- New Hanseatic League
- Affluent Seven
- Southern Seven
- Big Six
- Founding Six
- Southeast Four
- Visegrád Four**
- Baltics
- Benelux
- Nordics



# Baltics 2017 | 2007 | Countries



Crosshairs at EU28 2017 mean - defining four cohesion quadrants



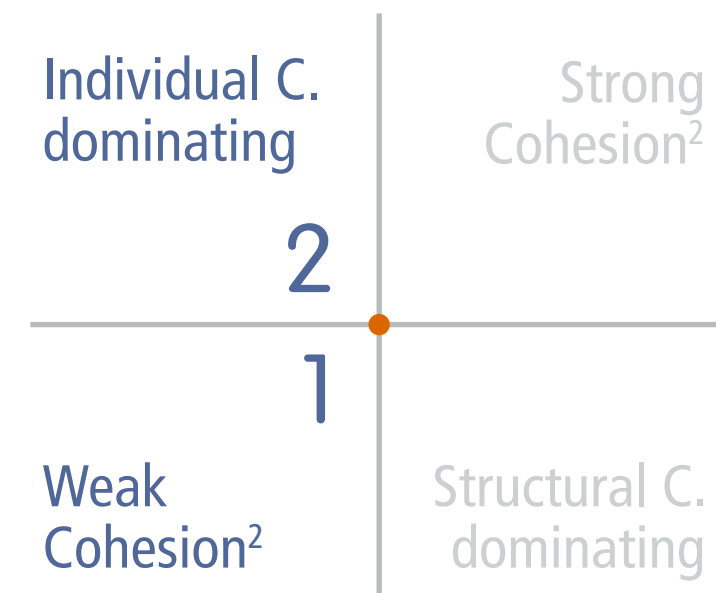
- Overall Results
- Country Groups
- Eurogroup
- New Hanseatic League
- Affluent Seven
- Southern Seven
- Big Six
- Founding Six
- Southeast Four
- Visegrád Four
- Baltics**
- Benelux
- Nordics

# Baltics 2017 | 2007 | Countries

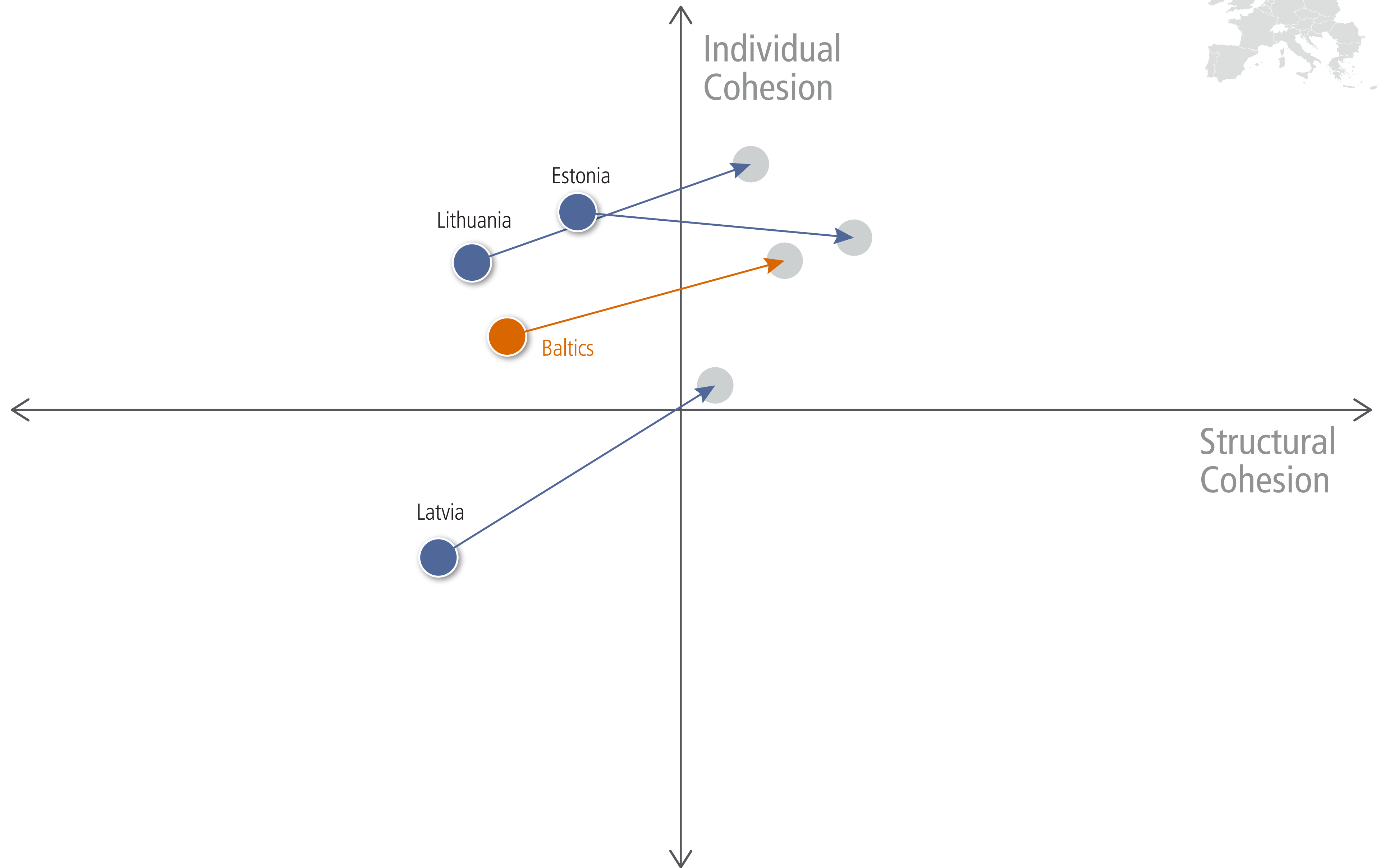
[i Detailed Results](#)  
[i Profile](#)



Crosshairs at EU28 2017 mean - defining four cohesion quadrants



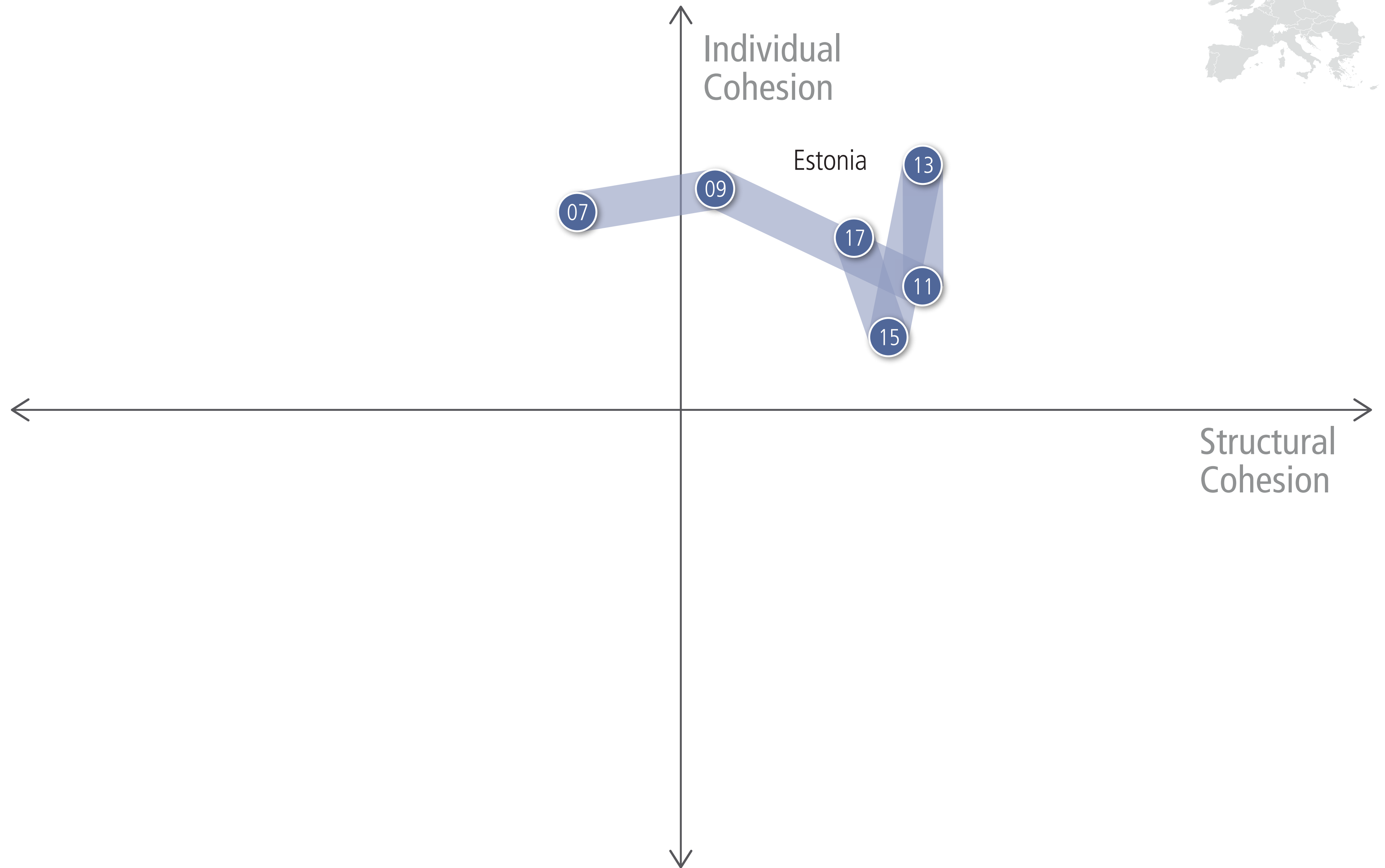
- Overall Results
- Country Groups
  - Eurogroup
  - New Hanseatic League
  - Affluent Seven
  - Southern Seven
  - Big Six
  - Founding Six
  - Southeast Four
  - Visegrád Four
  - Baltics**
  - Benelux
  - Nordics





- Estonia**
- Latvia
- Lithuania

- Overall Results
- Country Groups
- Eurogroup
- New Hanseatic League
- Affluent Seven
- Southern Seven
- Big Six
- Founding Six
- Southeast Four
- Visegrád Four
- Baltics**
- Benelux
- Nordics



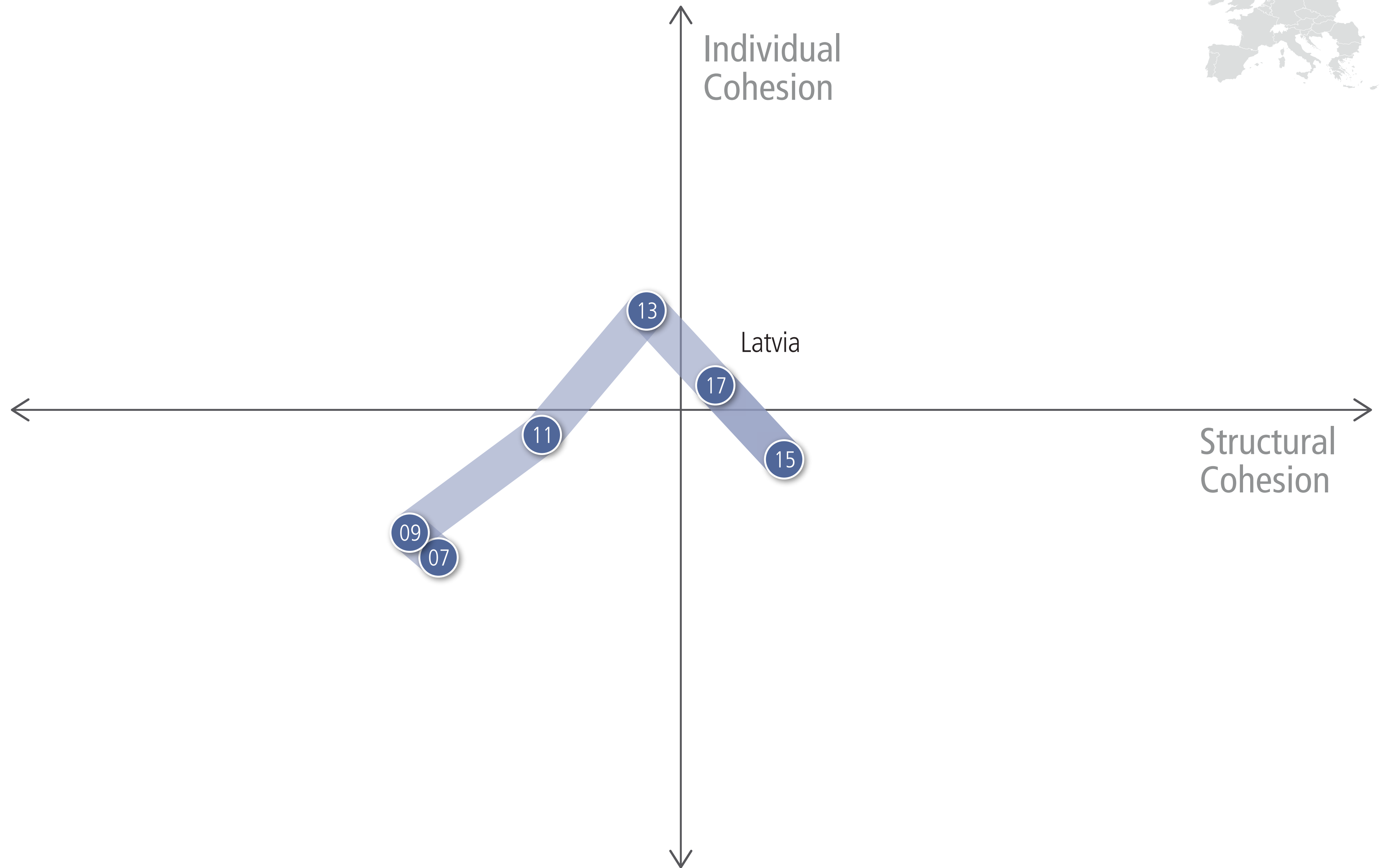


# Baltics 2017 | 2007 | Countries



- Estonia
- Latvia**
- Lithuania

- Overall Results
- Country Groups
- Eurogroup
- New Hanseatic League
- Affluent Seven
- Southern Seven
- Big Six
- Founding Six
- Southeast Four
- Visegrád Four
- Baltics**
- Benelux
- Nordics

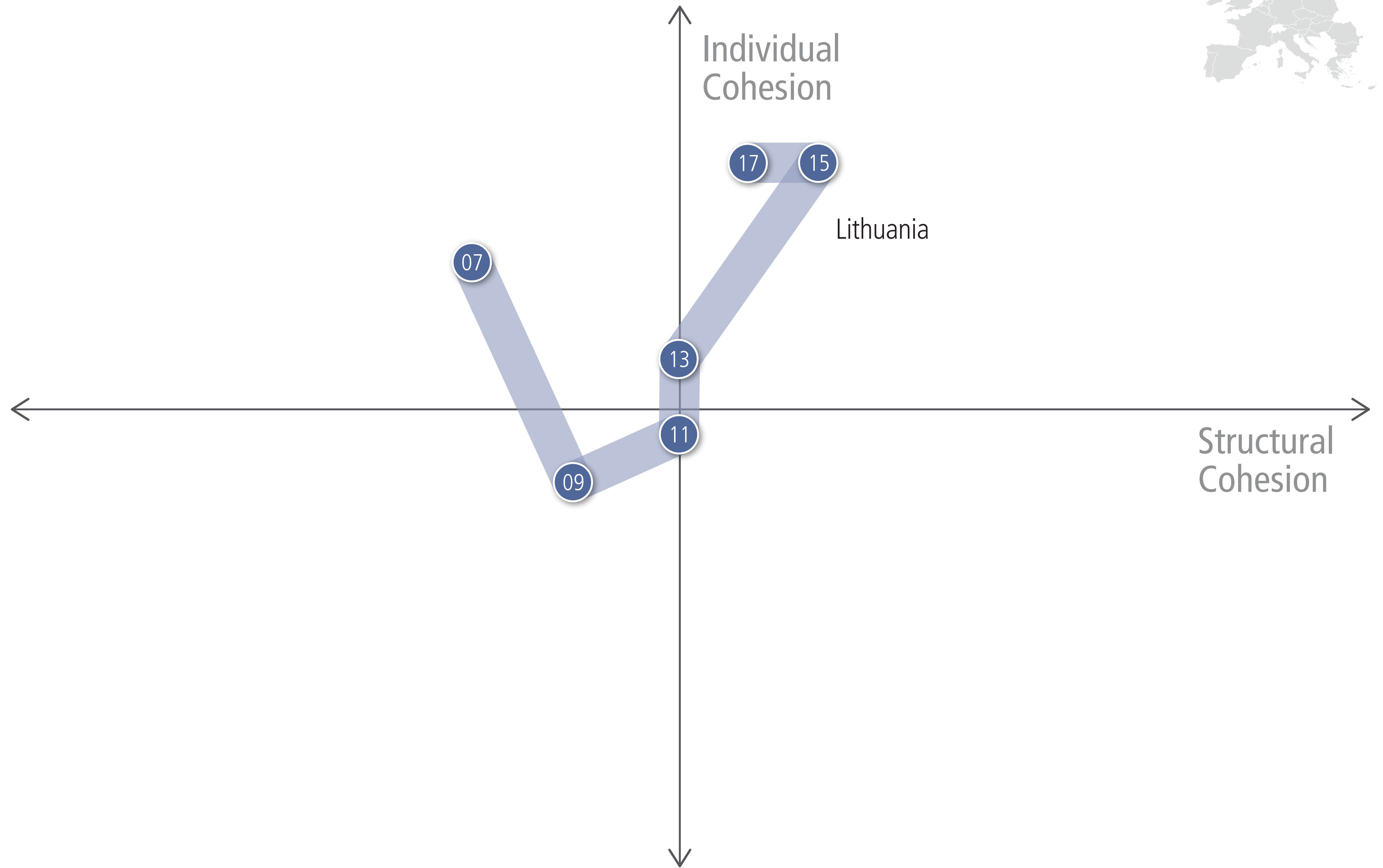


# Baltics 2017 | 2007 | Countries



- Estonia
- Latvia
- Lithuania**


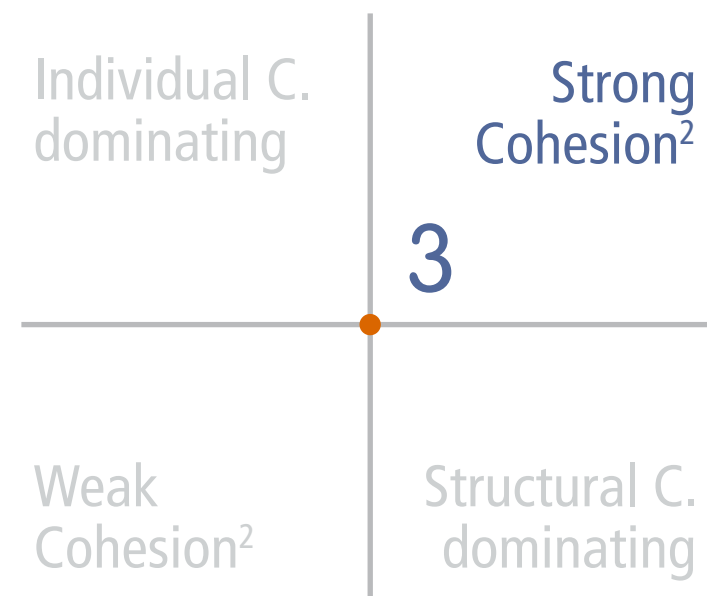
- Overall Results
- Country Groups
- Eurogroup
- New Hanseatic League
- Affluent Seven
- Southern Seven
- Big Six
- Founding Six
- Southeast Four
- Visegrád Four
- Baltics**
- Benelux
- Nordics



# Benelux 2017 | 2007 | Countries



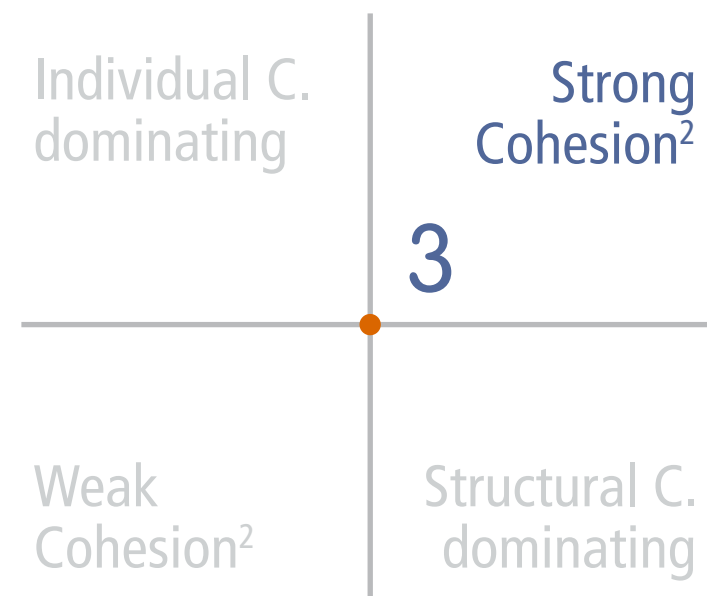
Crosshairs at EU28 2017 mean - defining four cohesion quadrants



- Overall Results
- Country Groups
- Eurogroup
- New Hanseatic League
- Affluent Seven
- Southern Seven
- Big Six
- Founding Six
- Southeast Four
- Visegrád Four
- Baltics
- Benelux**
- Nordics

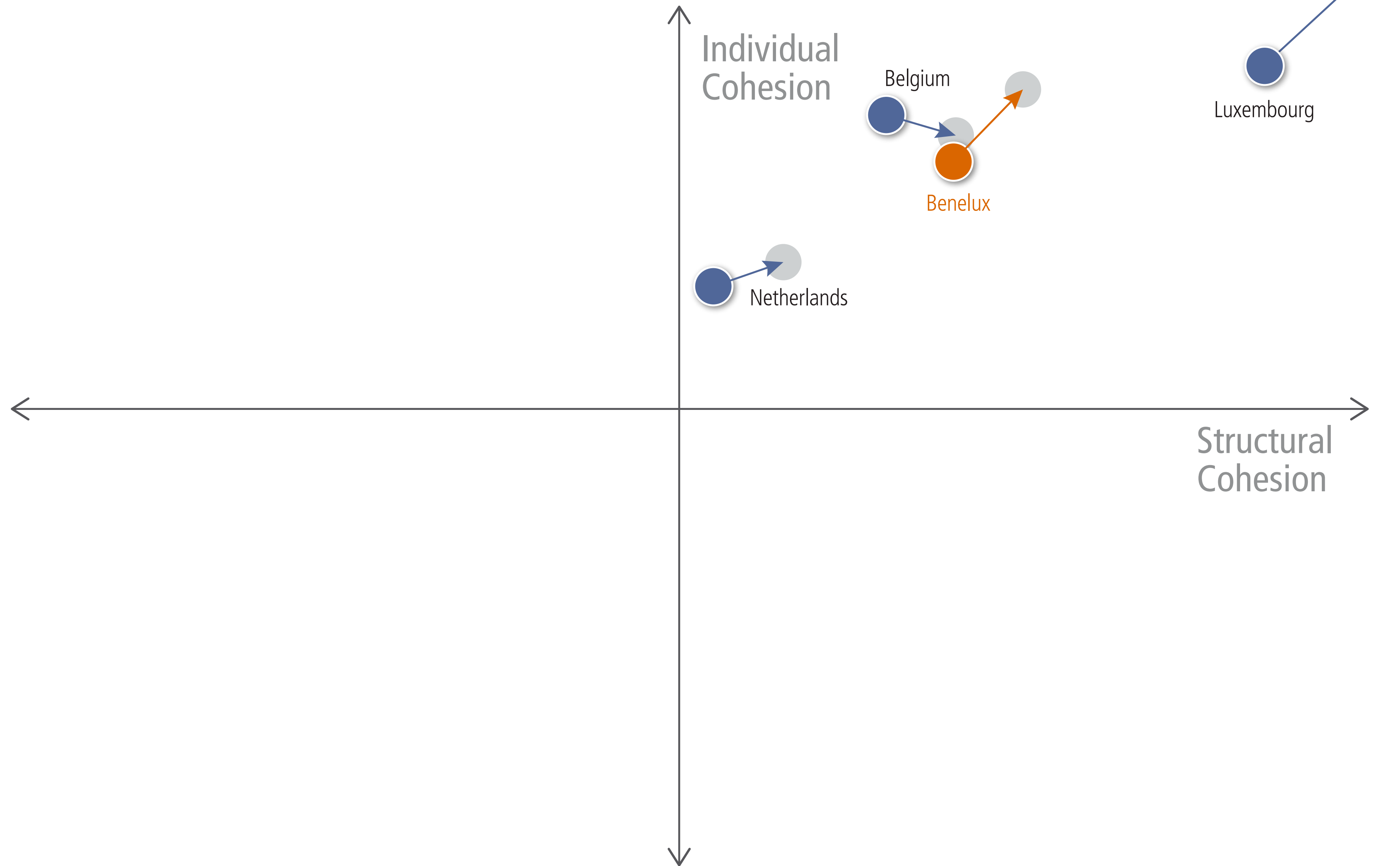
# Benelux 2017 | 2007 | Countries

Crosshairs at EU28 2017 mean - defining four cohesion quadrants



- Overall Results
- Country Groups
- Eurogroup
- New Hanseatic League
- Affluent Seven
- Southern Seven
- Big Six
- Founding Six
- Southeast Four
- Visegrád Four
- Baltics
- Benelux**
- Nordics

*i* Detailed Results  
*i* Profile

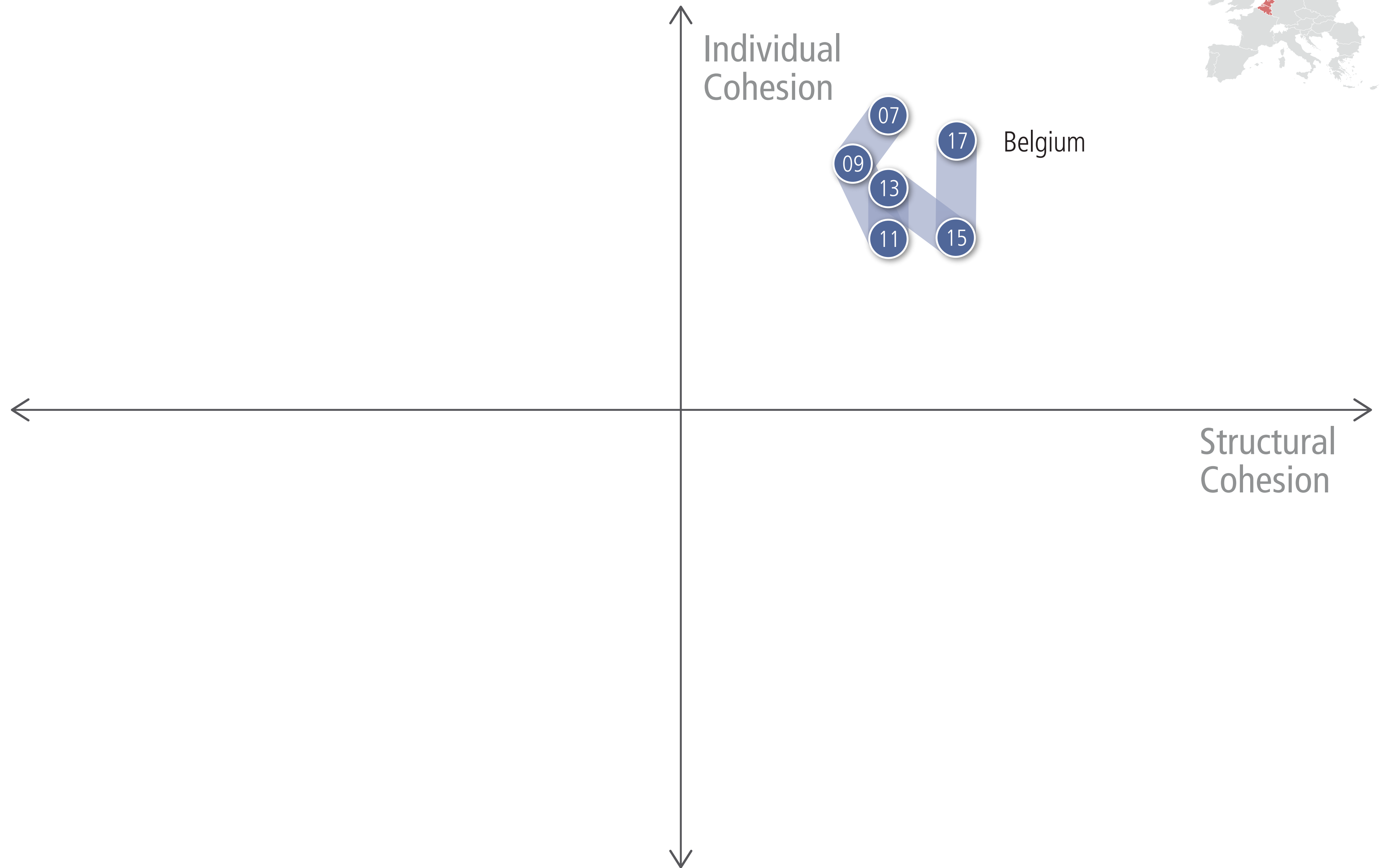


# Benelux 2017 | 2007 | Countries



- Belgium**
- Netherlands
- Luxembourg

- Overall Results
- Country Groups
- Eurogroup
- New Hanseatic League
- Affluent Seven
- Southern Seven
- Big Six
- Founding Six
- Southeast Four
- Visegrád Four
- Baltics
- Benelux**
- Nordics

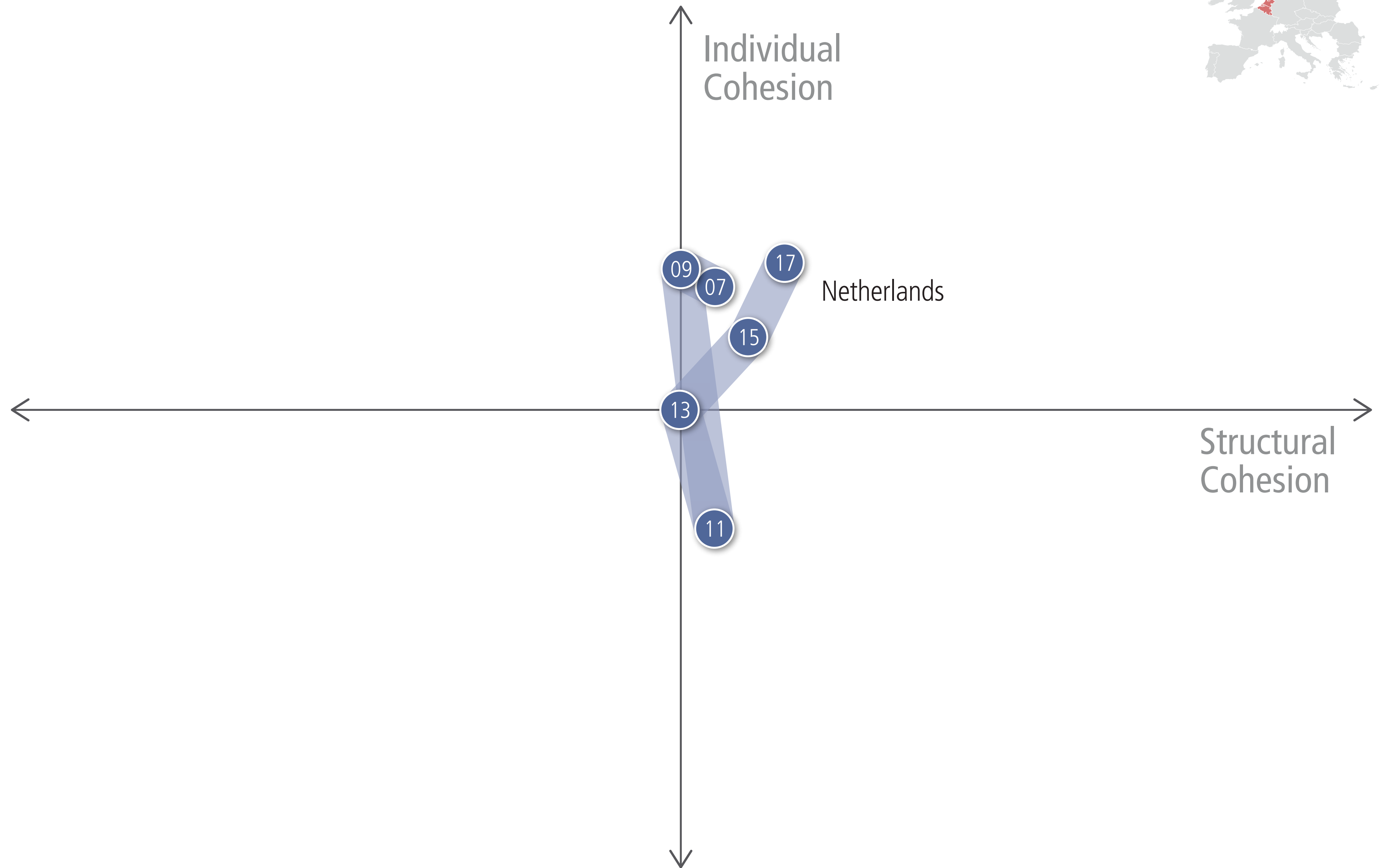


# Benelux 2017 | 2007 | Countries



- Belgium
- Netherlands**
- Luxembourg

- Overall Results
- Country Groups
- Eurogroup
- New Hanseatic League
- Affluent Seven
- Southern Seven
- Big Six
- Founding Six
- Southeast Four
- Visegrád Four
- Baltics
- Benelux**
- Nordics



# Benelux 2017 | 2007 | Countries

Belgium  
Netherlands  
**Luxembourg**

Overall Results  
Country Groups  
Eurogroup  
New Hanseatic League  
Affluent Seven  
Southern Seven  
Big Six  
Founding Six  
Southeast Four  
Visegrád Four  
Baltics  
**Benelux**  
Nordics

Individual  
Cohesion

Luxembourg



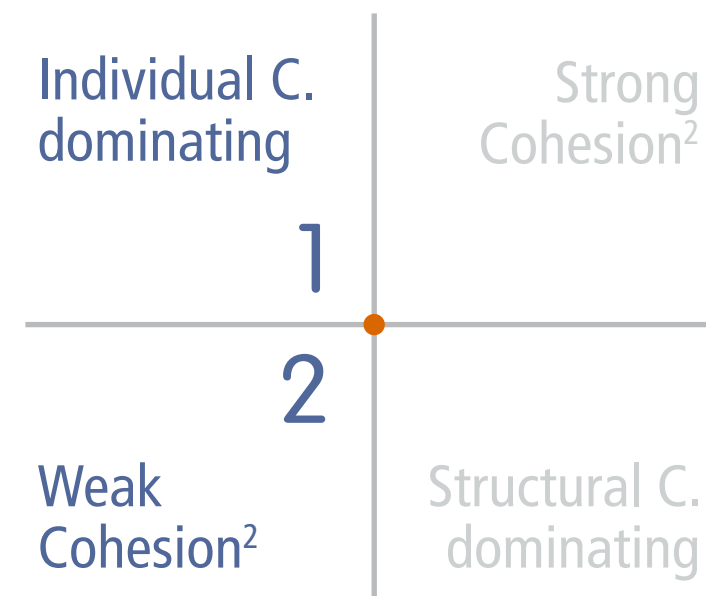
Structural  
Cohesion

# Nordics 2017 | 2007 | Countries

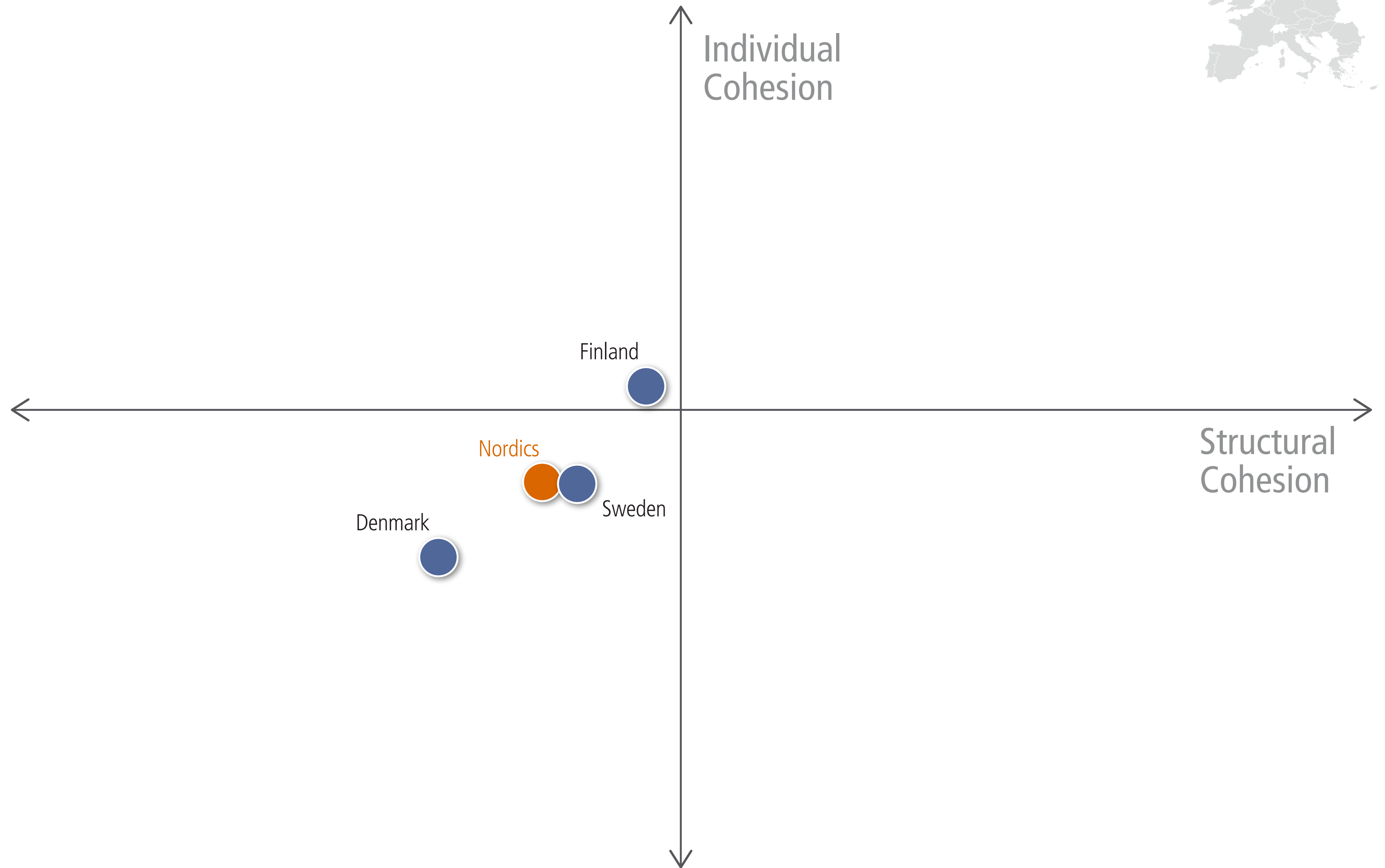
*i* Detailed Results  
*i* Profile



Crosshairs at EU28 2017 mean - defining four cohesion quadrants



- Overall Results
- Country Groups
- Eurogroup
- New Hanseatic League
- Affluent Seven
- Southern Seven
- Big Six
- Founding Six
- Southeast Four
- Visegrád Four
- Baltics
- Benelux
- Nordics**



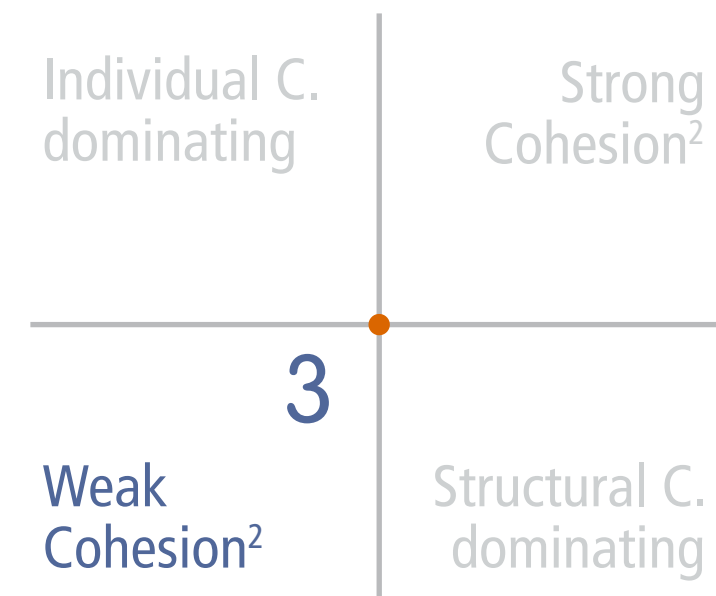


# Nordics 2017 | 2007 | Countries

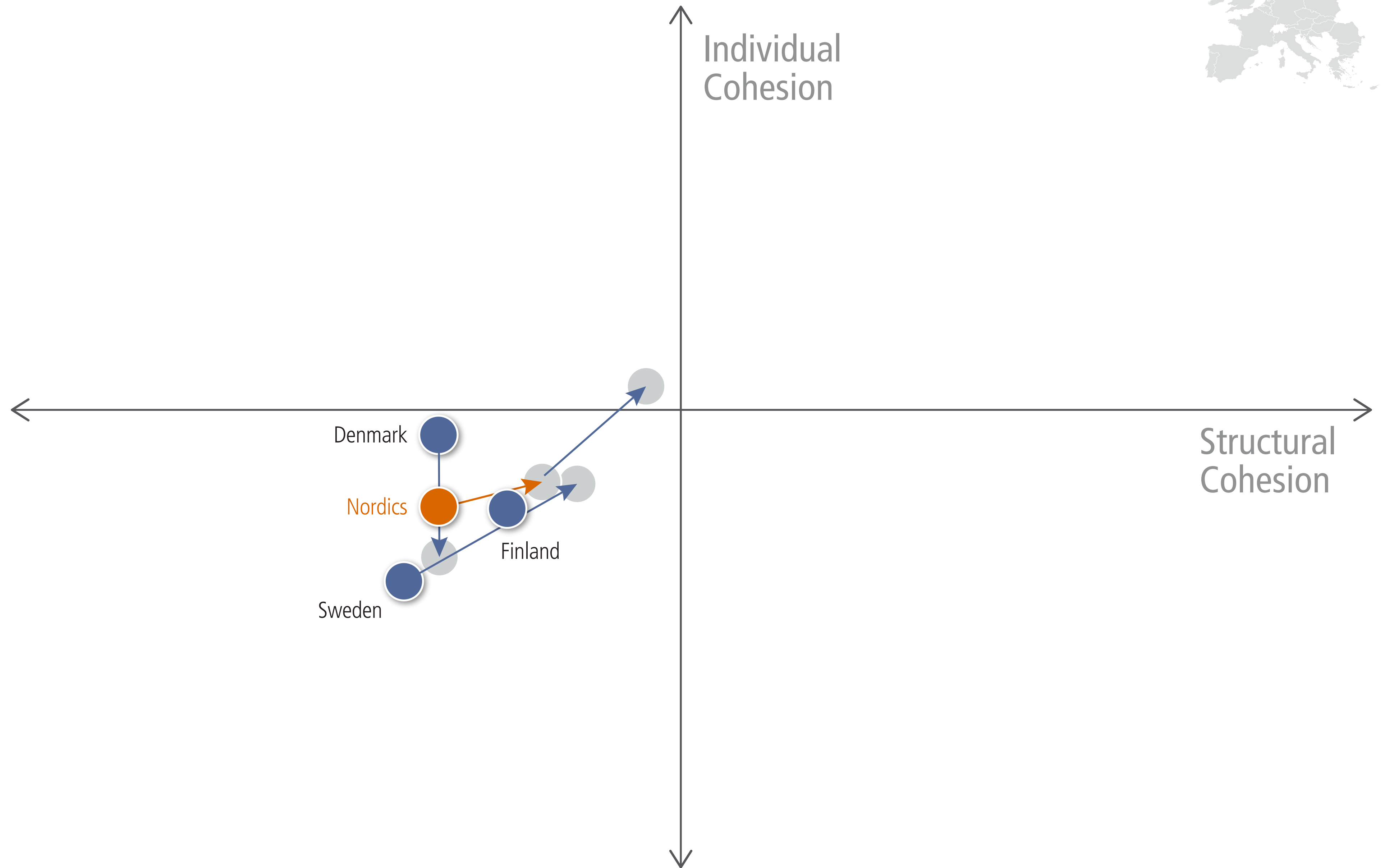
*i* Detailed Results  
*i* Profile



Crosshairs at EU28 2017 mean - defining four cohesion quadrants



- Overall Results
- Country Groups
- Eurogroup
- New Hanseatic League
- Affluent Seven
- Southern Seven
- Big Six
- Founding Six
- Southeast Four
- Visegrád Four
- Baltics
- Benelux
- Nordics**

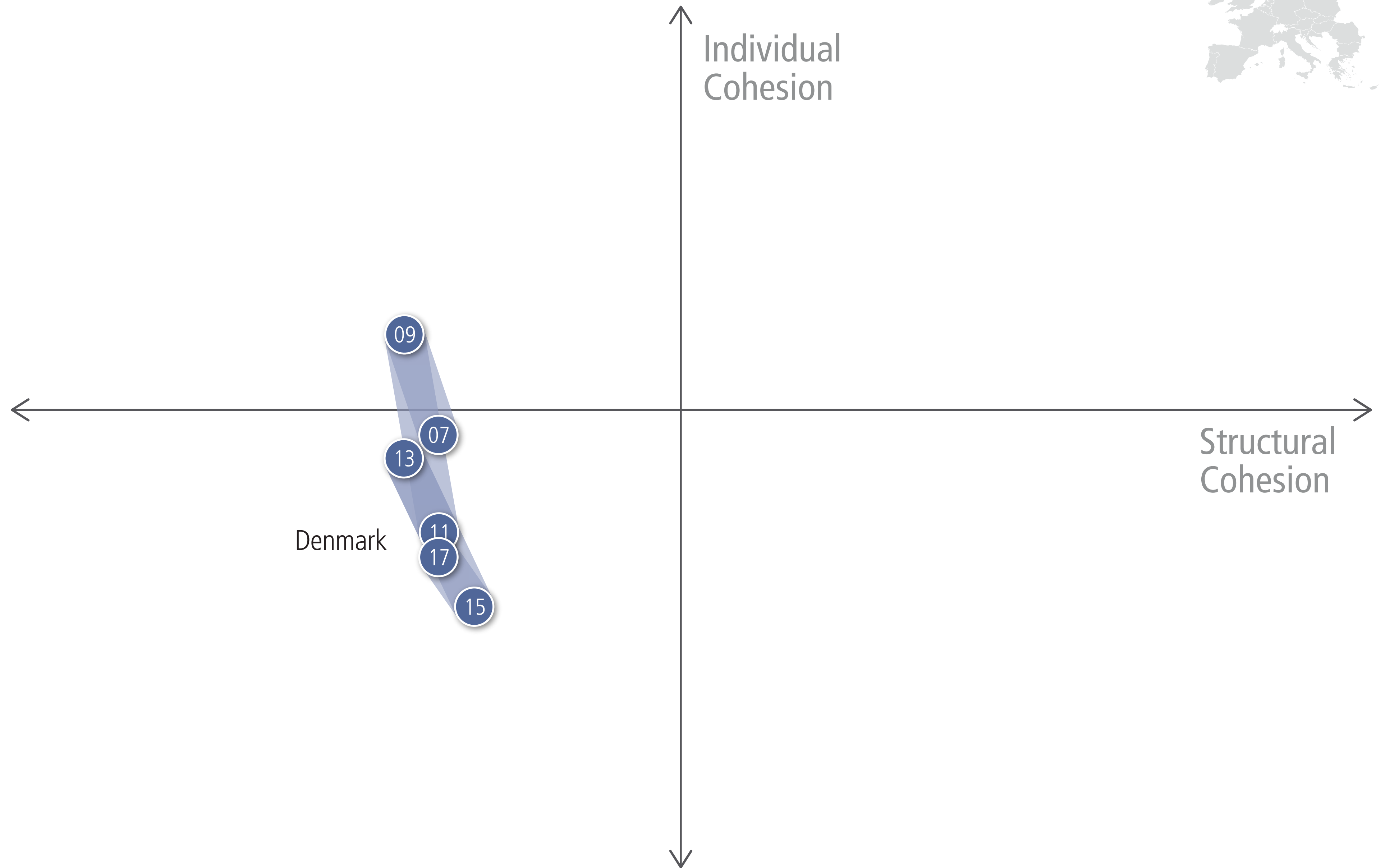


# Nordics 2017 | 2007 | Countries



- Denmark
- Finland
- Sweden

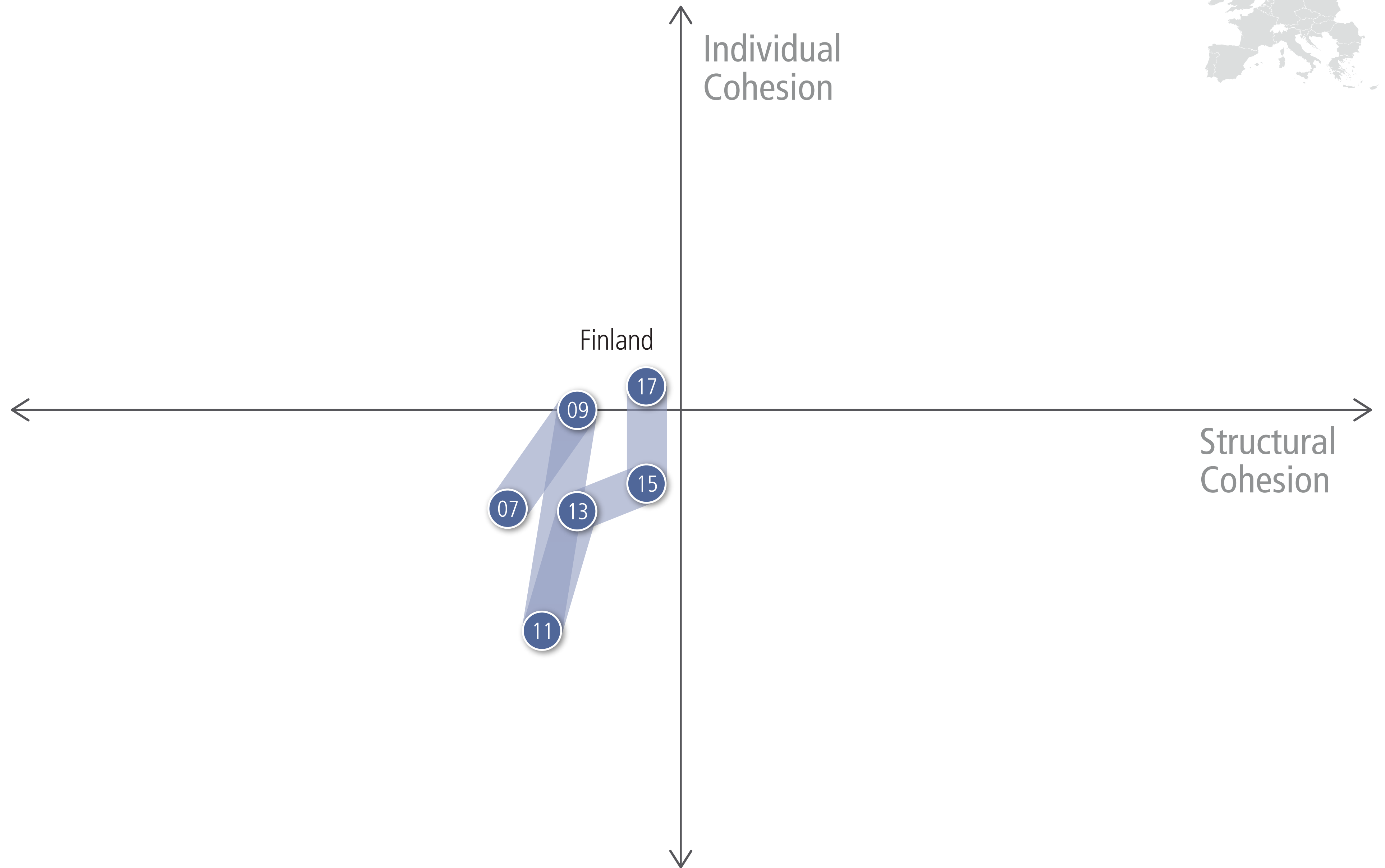
- Overall Results
- Country Groups
- Eurogroup
- New Hanseatic League
- Affluent Seven
- Southern Seven
- Big Six
- Founding Six
- Southeast Four
- Visegrád Four
- Baltics
- Benelux
- Nordics





- Denmark
- Finland**
- Sweden

- Overall Results
- Country Groups
- Eurogroup
- New Hanseatic League
- Affluent Seven
- Southern Seven
- Big Six
- Founding Six
- Southeast Four
- Visegrád Four
- Baltics
- Benelux
- Nordics**

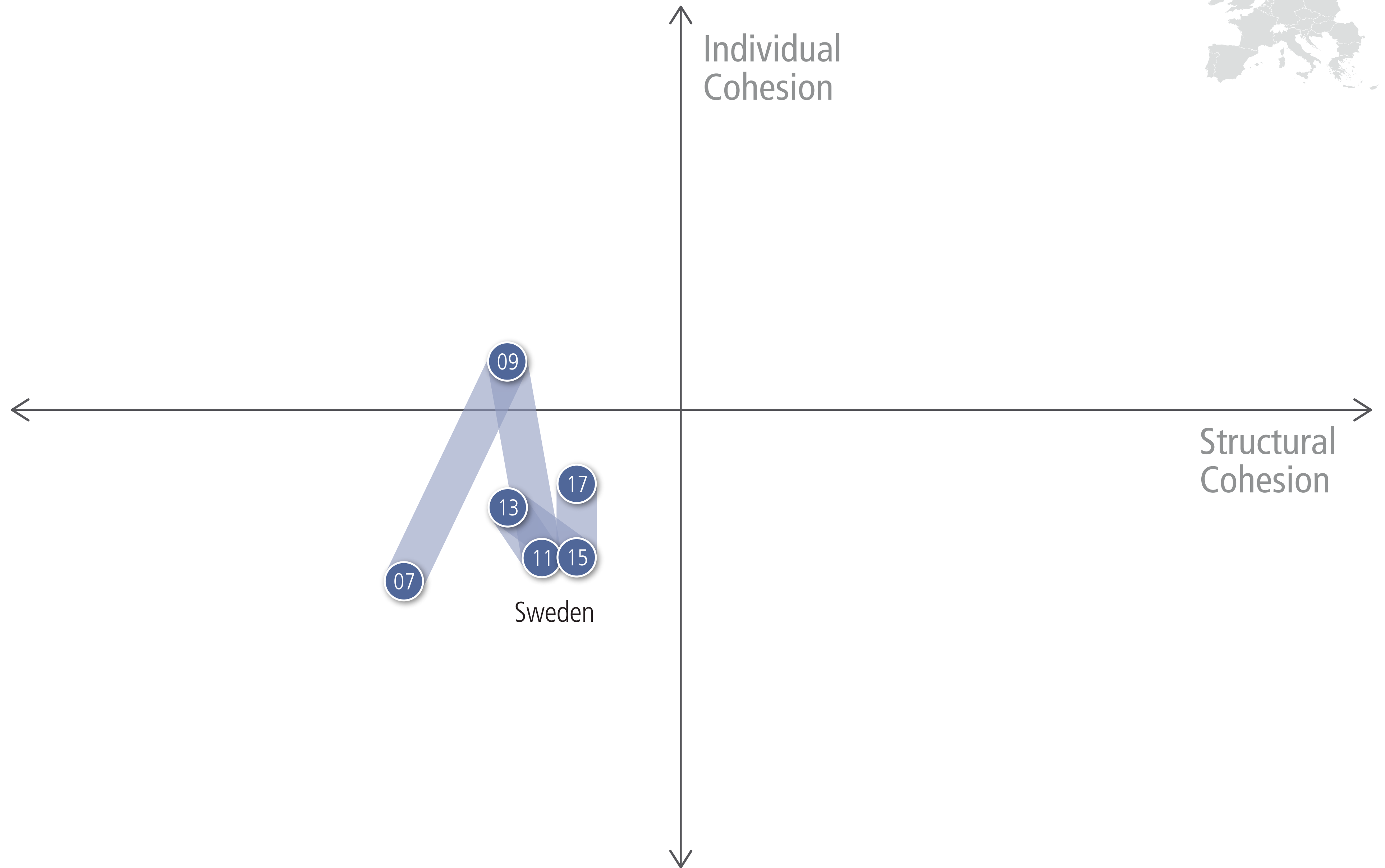


# Nordics 2017 | 2007 | Countries



- Denmark
- Finland
- Sweden**

- Overall Results
- Country Groups
- Eurogroup
- New Hanseatic League
- Affluent Seven
- Southern Seven
- Big Six
- Founding Six
- Southeast Four
- Visegrád Four
- Baltics
- Benelux
- Nordics**



# Individual Cohesion 2017 2007 11-year trend

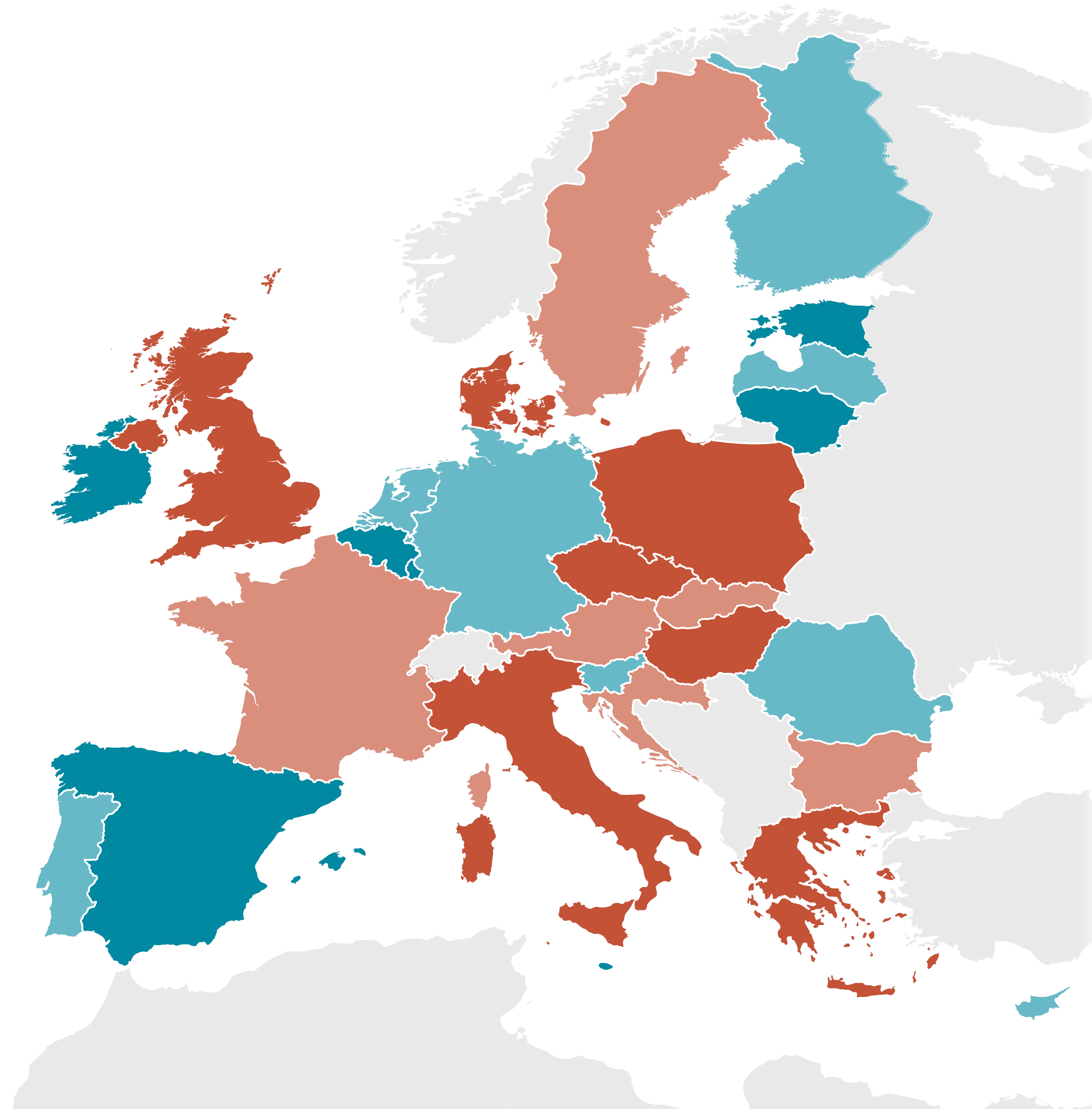


## Individual Cohesion

Experience  
Engagement  
Attitudes  
Approval  
Expectations

## Structural Cohesion

Resilience  
Economic Ties  
Funding  
Policy Integration  
Security



### Top Group

1. Luxembourg 8.3
2. Ireland 7.6
3. Malta 7.5
4. Belgium 7.2
5. Lithuania 7.1
6. Estonia 6.8
- Spain 6.8

### Upper Middle Group

8. Netherlands 6.7
9. Portugal 6.6
10. Germany 6.5
11. Slovenia 6.4
12. Cyprus 6.3
- Romania 6.3
14. Finland 6.2
- Latvia 6.2

Quartiles define groups > EU 2017 Median

### Lower Middle Group

16. Croatia 5.9
17. Bulgaria 5.8
- Slovakia 5.8
- Sweden 5.8
20. Austria 5.7
- France 5.7

### Bottom Group

22. Denmark 5.5
23. Italy 5.1
24. Poland 4.9
25. Greece 4.5
26. Czech Rep. 4.3
- Hungary 4.3
- UK 4.3

# Individual Cohesion 2017 2007 11-year trend

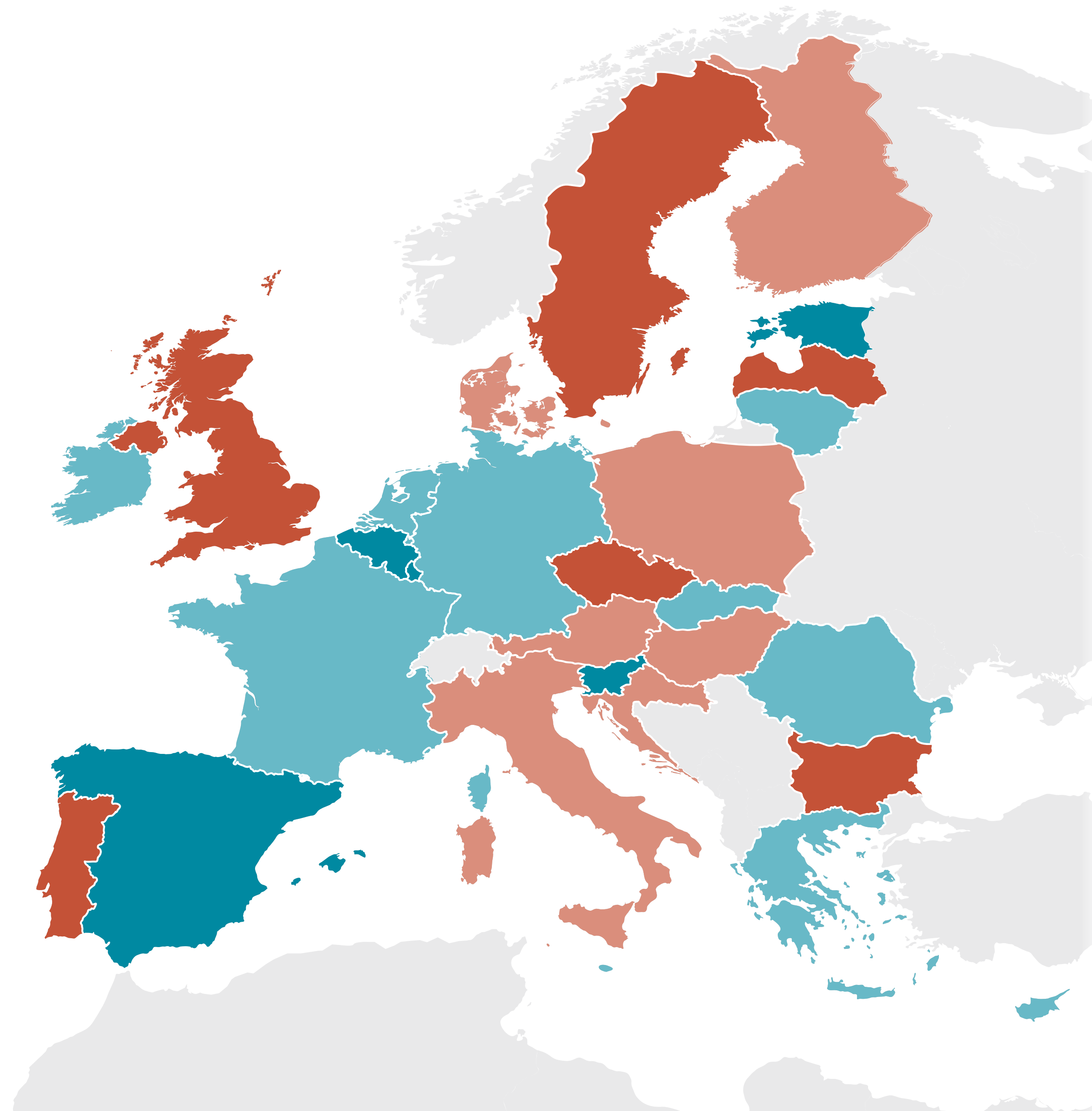


## Individual Cohesion

Experience  
Engagement  
Attitudes  
Approval  
Expectations

## Structural Cohesion

Resilience  
Economic Ties  
Funding  
Policy Integration  
Security



### Top Group

1. Luxembourg 7.5
2. Belgium 7.3
3. Slovenia 7.0
- Spain 7.0

### Upper Middle Group

5. Estonia 6.9
6. Ireland 6.7
- Lithuania 6.7
8. Germany 6.6
- Netherlands 6.6
10. Cyprus 6.5
- Greece 6.5
12. Malta 6.4
- Slovakia 6.4
14. France 6.3
- Romania 6.3

Quartiles define groups > EU 2017 Median

### Lower Middle Group

16. Croatia 6.1
- Hungary 6.1
18. Denmark 6.0
- Italy 6.0
20. Poland 5.9
21. Austria 5.7
- Finland 5.7

### Bottom Group

23. Latvia 5.5
- Portugal 5.5
25. Bulgaria 5.4
- Sweden 5.4
27. Czech Rep. 4.8
28. UK 4.6

# Individual Cohesion 2017 2007 11-year trend

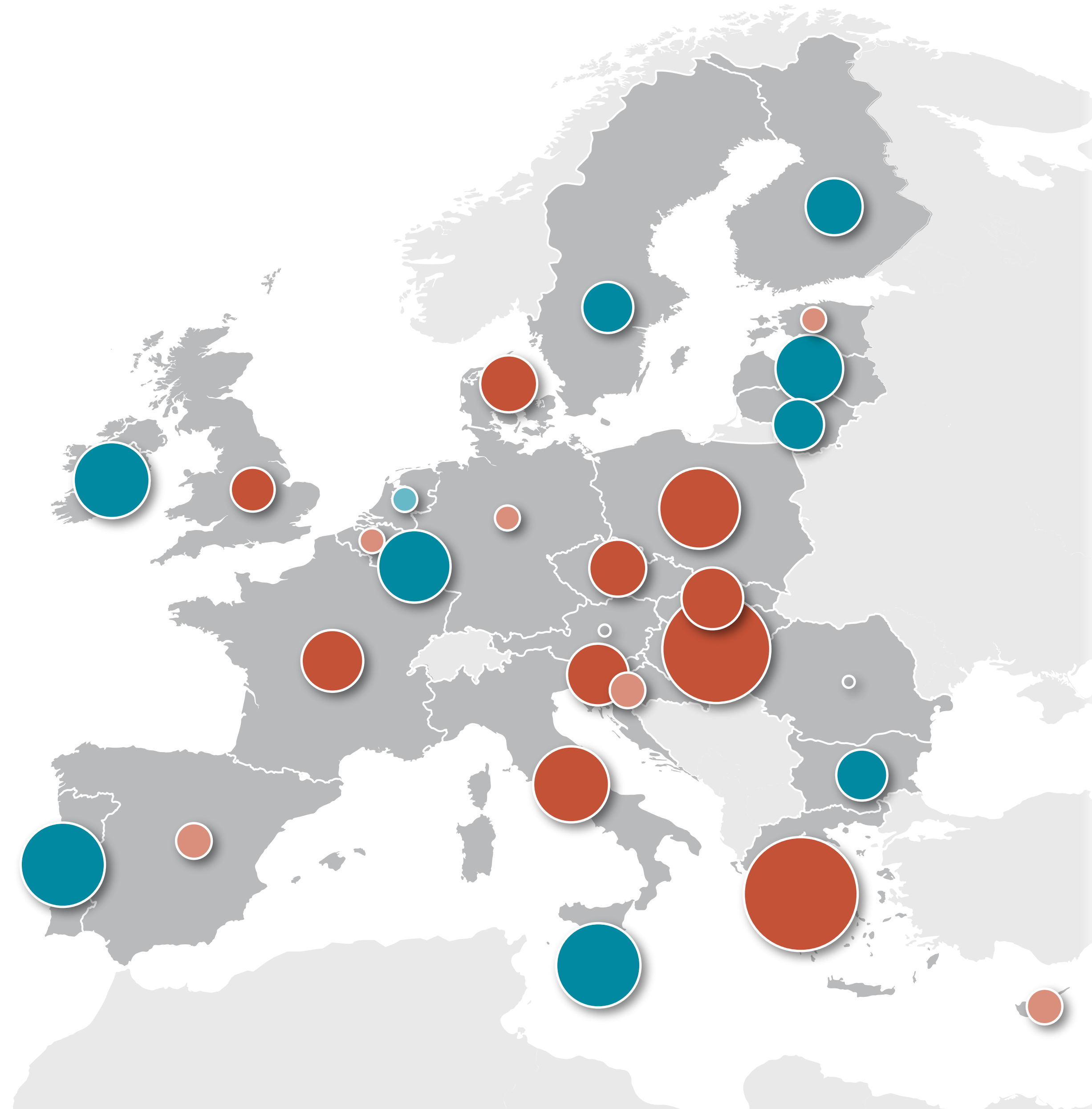


## Individual Cohesion

- Experience
- Engagement
- Attitudes
- Approval
- Expectations

## Structural Cohesion

- Resilience
- Economic Ties
- Funding
- Policy Integration
- Security



		2007	2017	
<b>Gains</b> 10	+1.1	Malta	6.4	7.5
	+0.9	Portugal	5.5	6.6
	+0.8	Ireland	6.7	7.6
	+0.8	Luxembourg	7.5	8.3
	+0.7	Latvia	5.5	6.2
	+0.5	Finland	5.7	6.2
	+0.4	Bulgaria	5.4	5.8
	+0.4	Lithuania	6.7	7.1
	+0.4	Sweden	5.4	5.8
	+0.1	Netherlands	6.6	6.7
<b>Losses</b> 16	0.0	Austria	5.7	5.7
	0.0	Romania	6.3	6.3
	-0.1	Belgium	7.3	7.2
	-0.1	Germany	6.6	6.5
	-0.1	Estonia	6.9	6.8
	-0.2	Croatia	6.1	5.9
	-0.2	Cyprus	6.5	6.3
	-0.2	Spain	7.0	6.8
	-0.3	UK	4.6	4.3
	-0.5	Czech Rep.	4.8	4.3
	-0.6	Denmark	6.0	5.5
	-0.6	France	6.3	5.7
	-0.6	Slovenia	7.0	6.4
	-0.6	Slovakia	6.4	5.8
	-0.9	Italy	6.0	5.1
	-1.0	Poland	5.9	4.9
-1.8	Hungary	6.1	4.3	
-2.0	Greece	6.5	4.5	

# Experience | 11-year trend ■ +0.9

Premise: Interaction with other European citizens and cultures positively influences the willingness to cooperate.

- F1** Citizens of other EU countries ■ +1.1
- F2** Population living near EU border 0.0
- F3** Visited another EU country ■ +1.0
- F4** Socialised with people from other EU countries ■ +1.1
- F5** Press freedom ■ -0.8
- F6** Participation in educational exchanges ■ +3.2
- F7** Non-EFTA neighbours 0.0

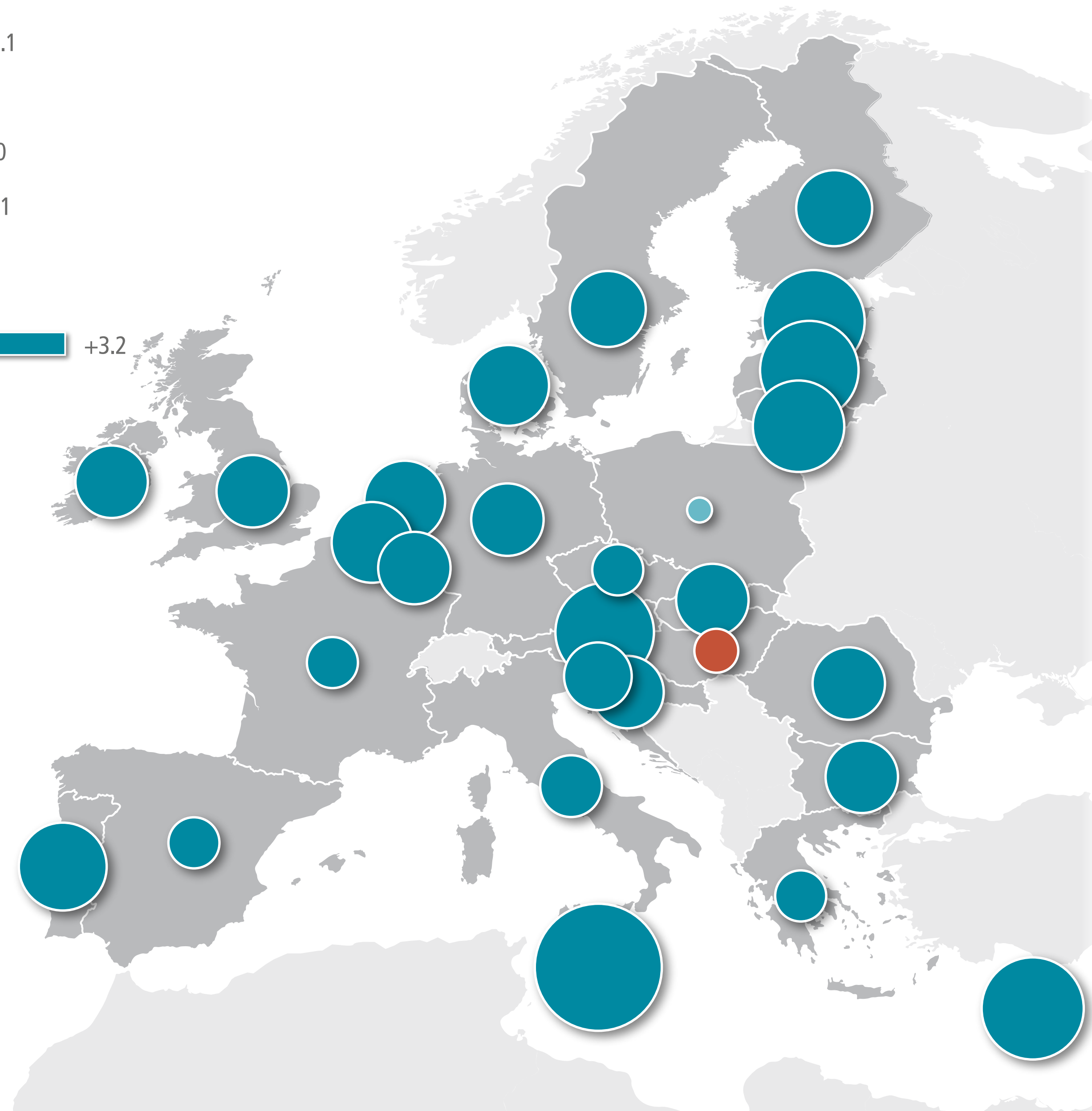
## Individual Cohesion

### Experience

- Engagement
- Attitudes
- Approval
- Expectations

## Structural Cohesion

- Resilience
- Economic Ties
- Funding
- Policy Integration
- Security



**Gains**  
**27**

	2007	2017	
+2.5	Malta	3.7	6.2
+1.6	Cyprus	6.0	7.6
	Estonia	6.2	7.8
+1.5	Austria	5.6	7.1
	Latvia	5.6	7.1
+1.3	Lithuania	5.6	6.9
+1.2	Portugal	4.1	5.3
+1.0	Belgium	6.2	7.2
	Denmark	4.8	5.8
	Netherlands	5.7	6.7
+0.9	Sweden	4.8	5.7
	Finland	6.2	7.1
+0.8	Luxembourg	8.1	8.9
	Bulgaria	3.9	4.7
	Romania	3.4	4.2
	Croatia	4.4	5.2
	Germany	4.8	5.6
	Ireland	6.0	6.8
	Slovakia	6.0	6.8
	UK	4.2	5.0
+0.7	Slovenia	6.1	6.8
+0.6	Italy	3.3	3.9
+0.4	Czech Rep.	5.0	5.4
	Spain	5.3	5.7
	France	3.9	4.3
	Greece	3.9	4.3
+0.1	Poland	4.2	4.3

**Losses**  
**1**

-0.3	Hungary	5.1	4.8
------	---------	-----	-----



# Experience | Citizens of other EU countries ■ +1.1

## F1 Citizens of other EU countries

F2 Population living near EU border

F3 Visited another EU country

F4 Socialised with people from other EU countries

F5 Press freedom

F6 Participation in educational exchanges

F7 Non-EFTA neighbours

## Individual Cohesion

### Experience

Engagement

Attitudes

Approval

Expectations

## Structural Cohesion

Resilience

Economic Ties

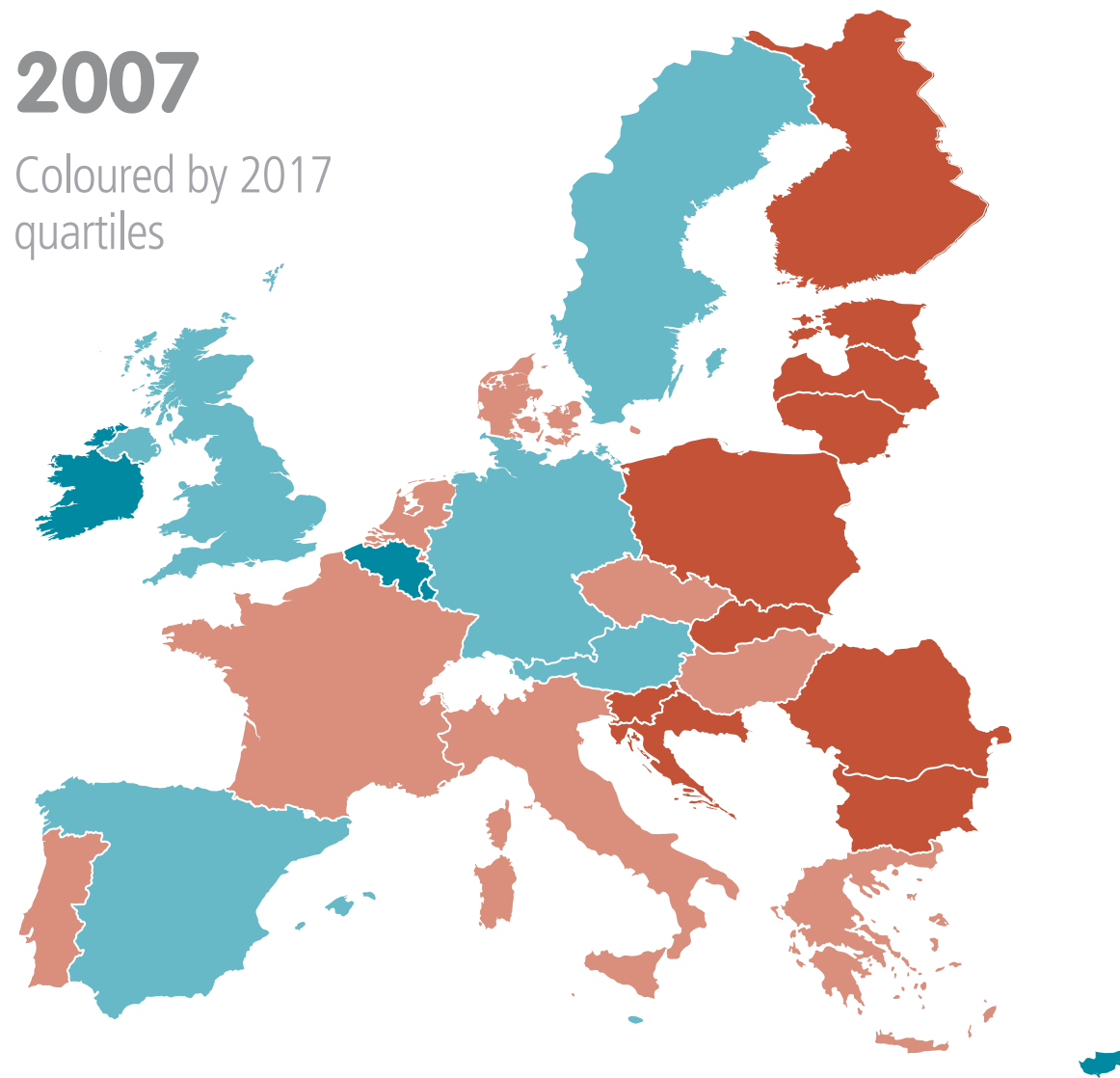
Funding

Policy Integration

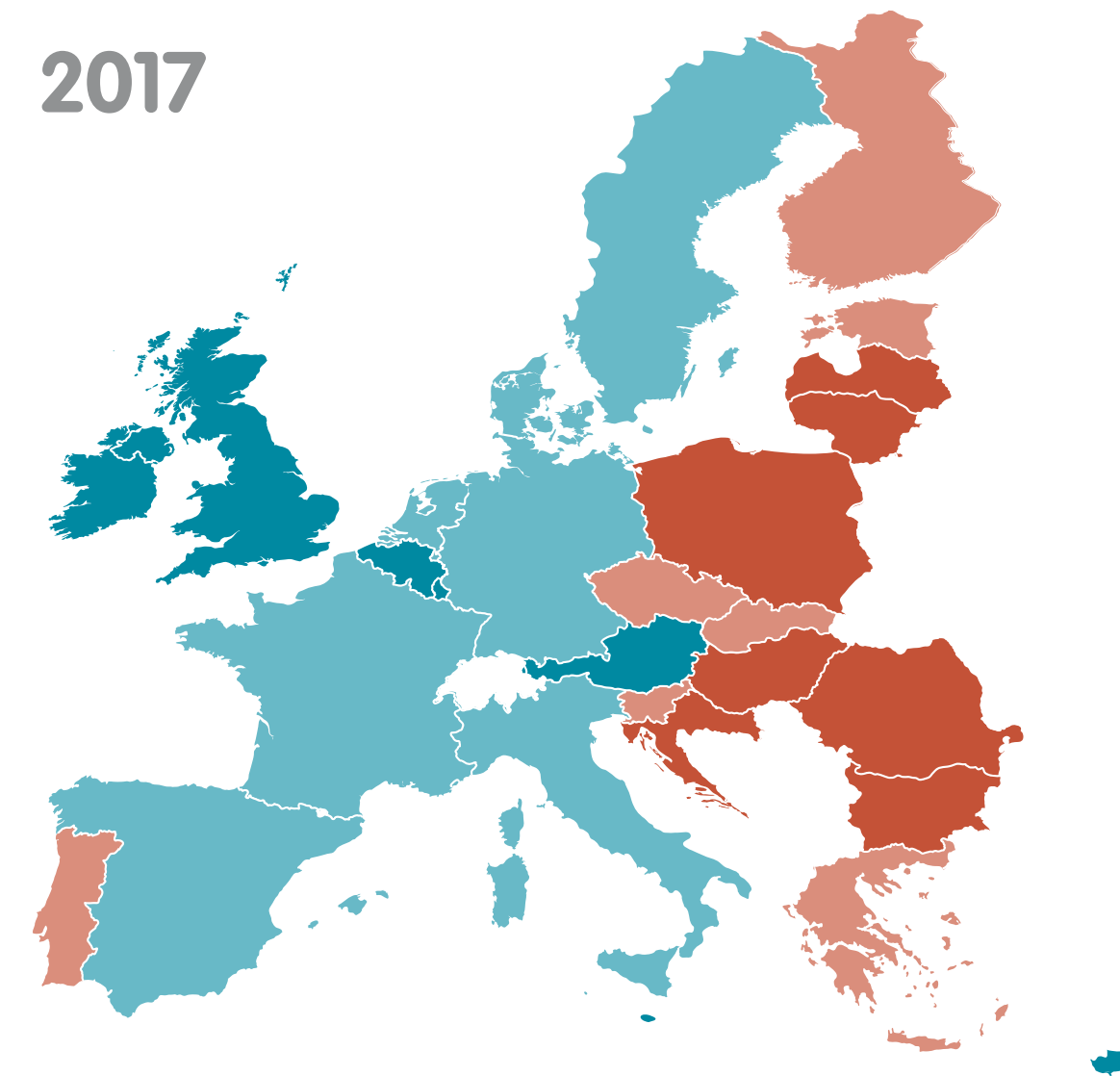
Security

2007

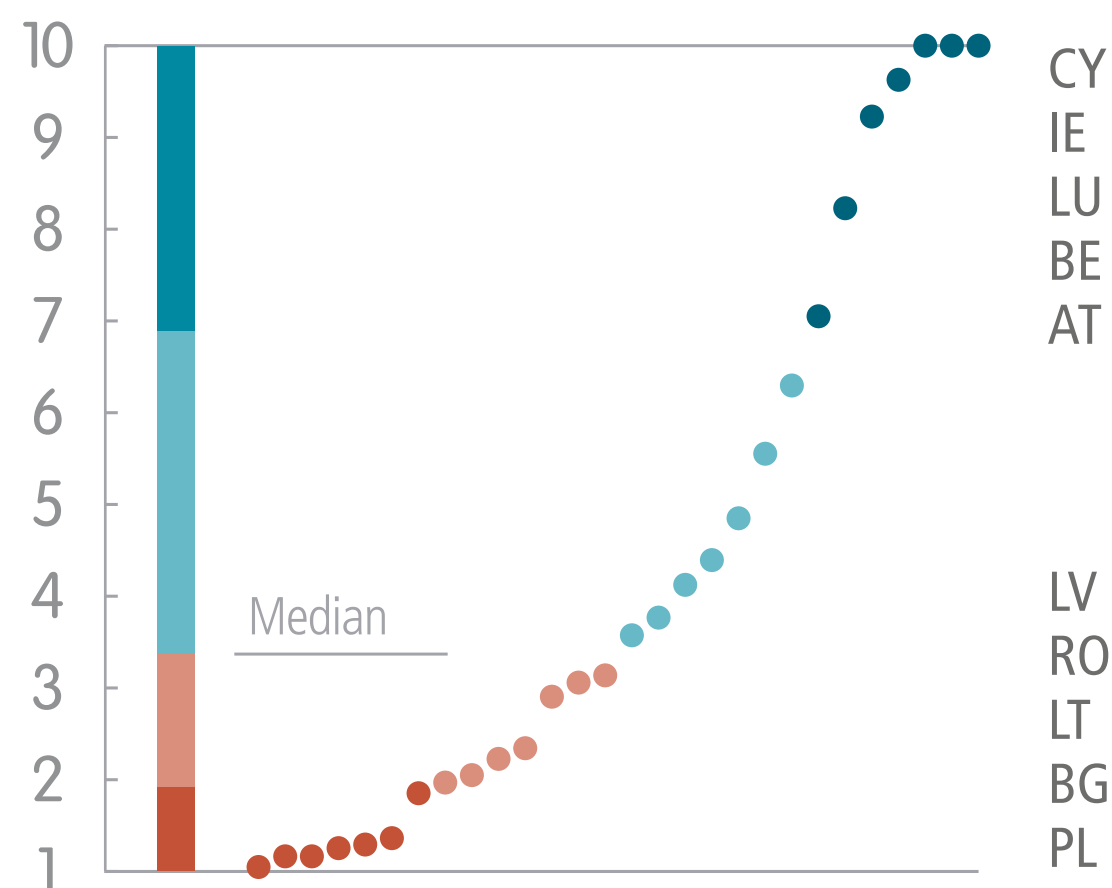
Coloured by 2017 quartiles



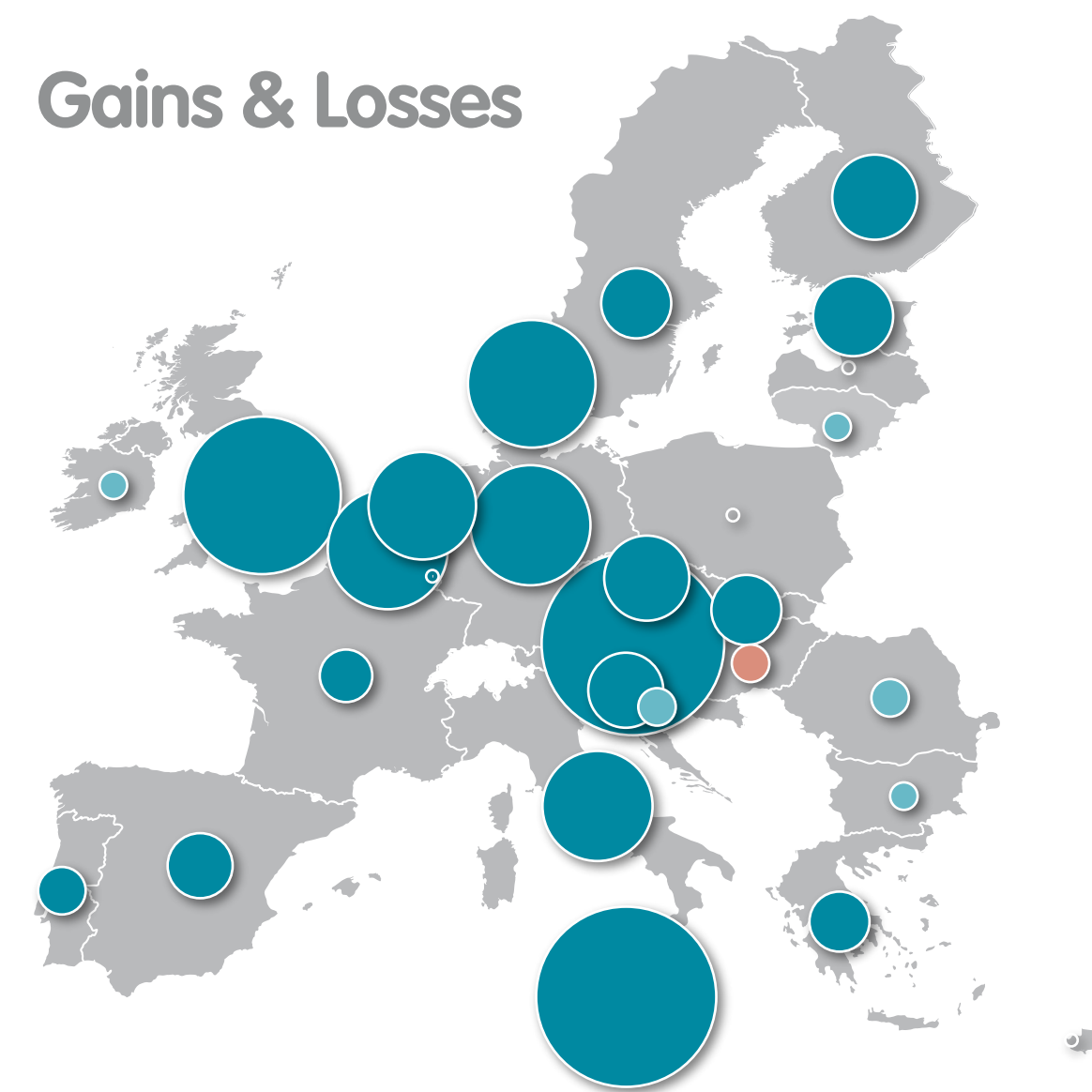
2017



Quartiles 2017 : Top/Bottom 5



Gains & Losses



		2007	2017	
<b>Gains</b>	+4.7	Austria	4.5	9.2
	+4.5	Malta	3.7	8.2
	+3.5	UK	3.6	7.1
	+2.3	Denmark	2.6	4.9
	+2.0	Belgium	7.6	9.6
		Germany	4.3	6.3
	+1.7	Italy	2.1	3.8
	+1.6	Netherlands	2.6	4.2
	+1.0	Czech Rep.	2.2	3.2
		Finland	1.9	2.9
	+0.9	Estonia	1.5	2.4
	+0.8	Slovenia	1.2	2.0
	+0.7	Slovakia	1.4	2.1
	Sweden	3.7	4.4	
+0.6	Spain	5.0	5.6	
+0.5	Greece	2.6	3.1	
+0.4	France	3.2	3.6	
+0.3	Portugal	2.0	2.3	
+0.2	Croatia	1.2	1.4	
	Romania	1.1	1.3	
+0.1	Bulgaria	1.1	1.2	
	Lithuania	1.1	1.2	
	Ireland	9.9	10.0	
	0.0	Cyprus	10.0	10.0
		Latvia	1.3	1.3
		Luxembourg	10.0	10.0
		Poland	1.1	1.1
<b>Losses</b>	-0.2	Hungary	2.1	1.9

# Experience | Population living near EU border 0.0

- F1 Citizens of other EU countries
- F2 Population living near EU border**
- F3 Visited another EU country
- F4 Socialised with people from other EU countries
- F5 Press freedom
- F6 Participation in educational exchanges
- F7 Non-EFTA neighbours

## Individual Cohesion

### Experience

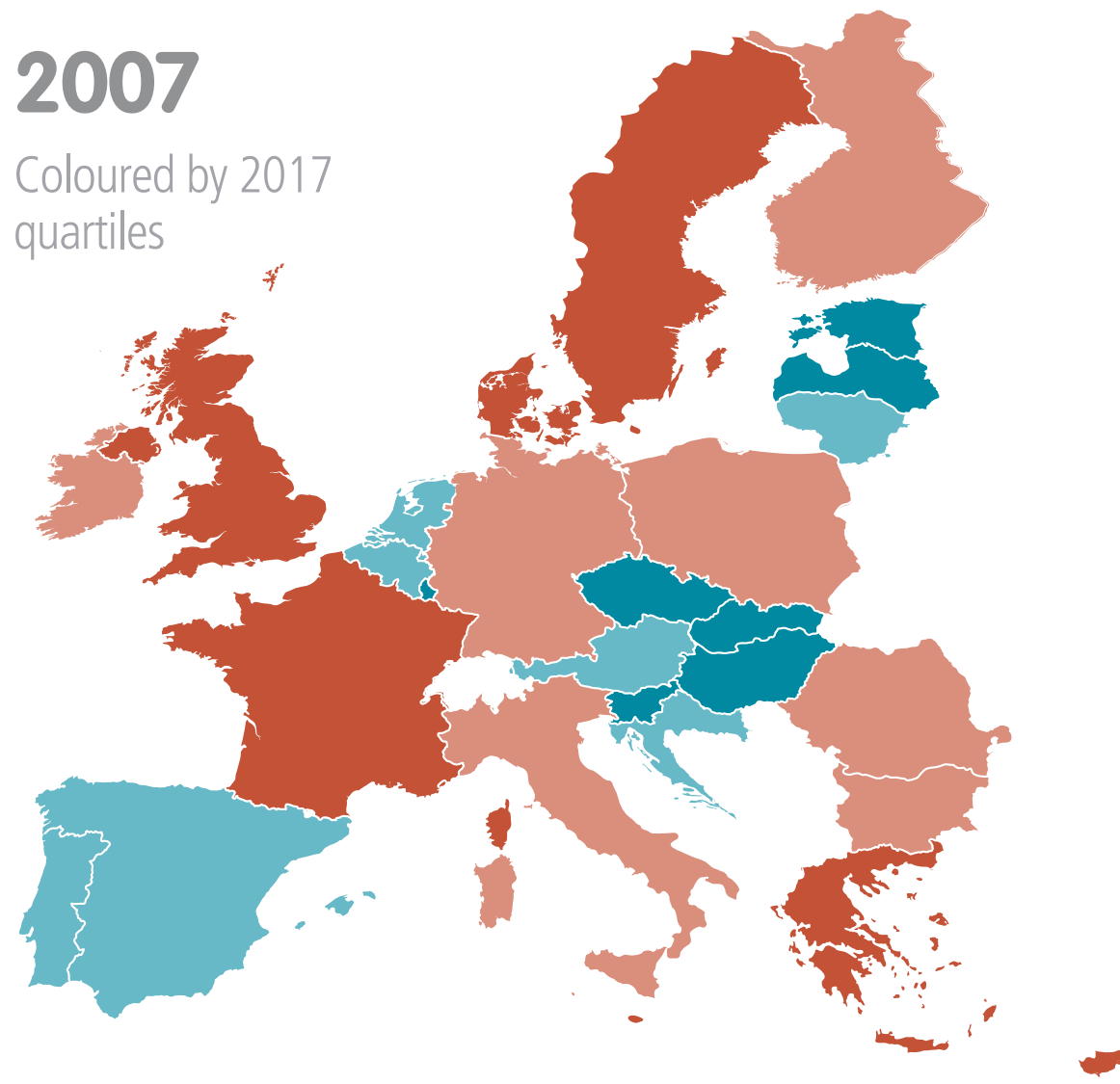
- Engagement
- Attitudes
- Approval
- Expectations

## Structural Cohesion

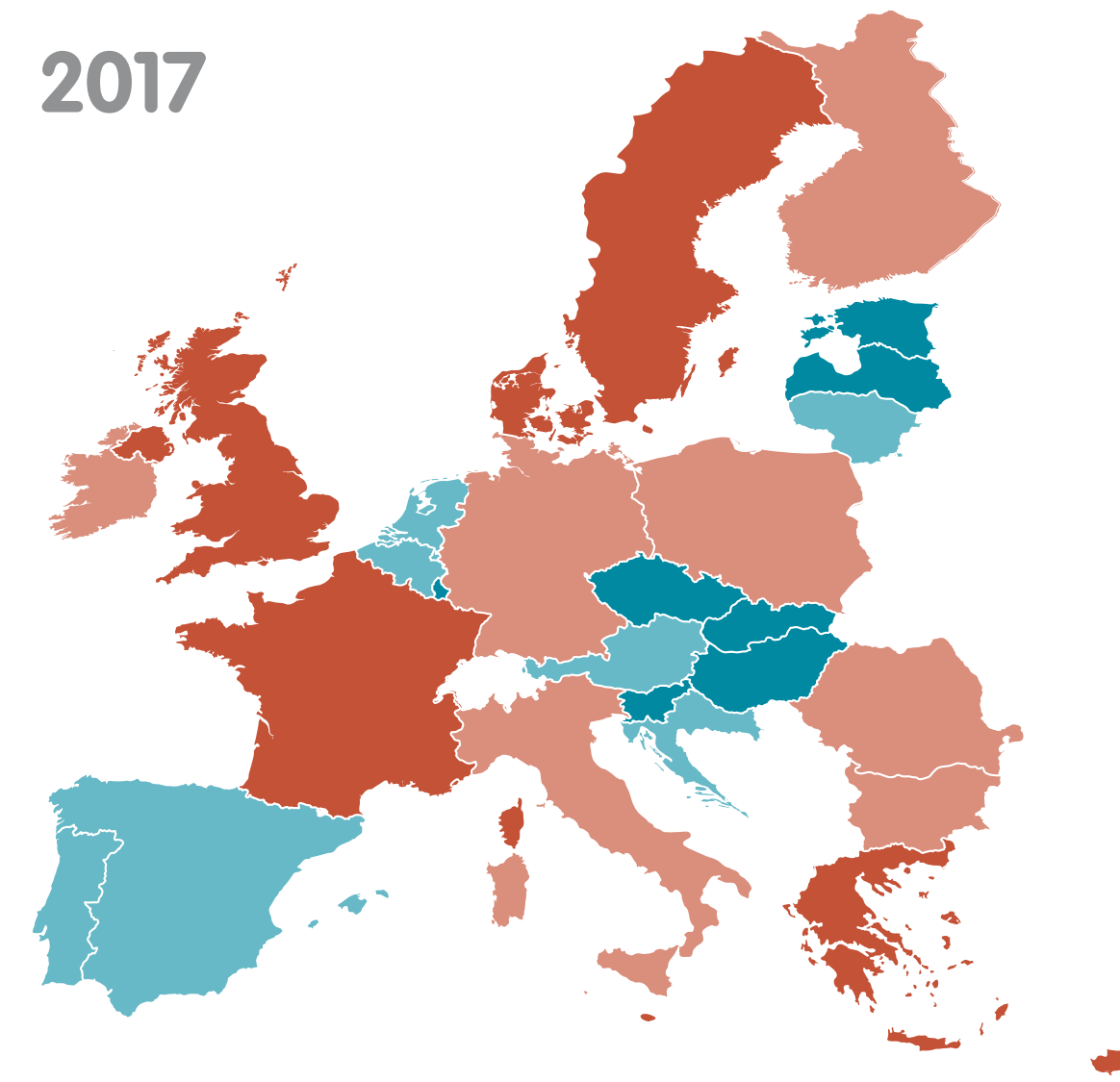
- Resilience
- Economic Ties
- Funding
- Policy Integration
- Security

2007

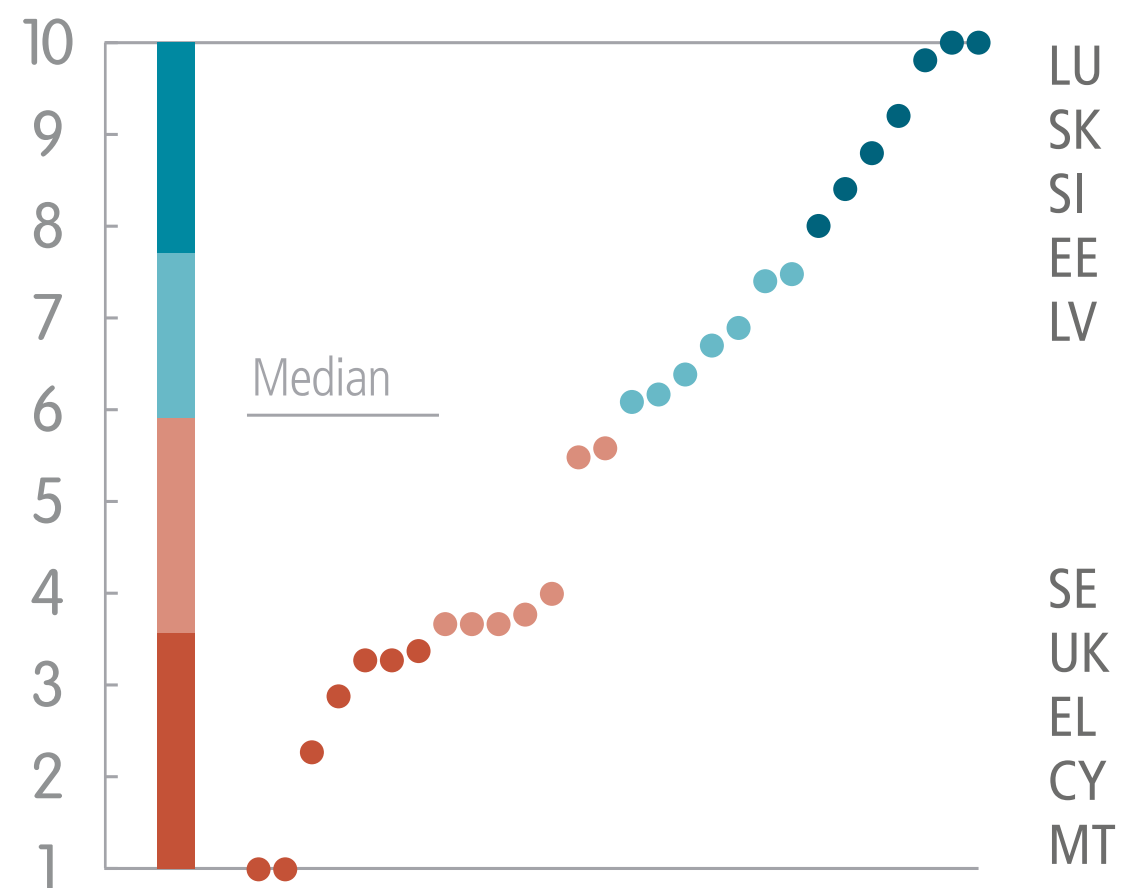
Coloured by 2017 quartiles



2017



Quartiles 2017 : Top/Bottom 5



Gains & Losses



Gains

9

	2007	2017
+0.1	Austria	7.3 7.4
+0.1	Croatia	6.6 6.7
+0.1	Estonia	9.1 9.2
+0.1	Finland	3.9 4.0
+0.1	Ireland	5.5 5.6
+0.1	Latvia	8.7 8.8
+0.1	Lithuania	7.4 7.5
+0.1	Portugal	6.8 6.9
+0.1	Slovenia	9.7 9.8
0.0	Belgium	6.4 6.4
	Bulgaria	5.5 5.5
	Cyprus	1.0 1.0
	Czech Rep.	8.4 8.4
	Denmark	3.3 3.3
	France	3.4 3.4
	Germany	3.7 3.7
	Greece	2.3 2.3
	Hungary	8.0 8.0
	Italy	3.7 3.7
	Luxembourg	10.0 10.0
	Malta	1.0 1.0
	Netherlands	6.2 6.2
	Poland	3.7 3.7
	Romania	3.8 3.8
	Slovakia	10.0 10.0
	Spain	6.1 6.1
	Sweden	3.3 3.3
	UK	2.9 2.9

# Experience | Visited another EU country ■ +1.0

- F1 Citizens of other EU countries
- F2 Population living near EU border
- F3 Visited another EU country**
- F4 Socialised with people from other EU countries
- F5 Press freedom
- F6 Participation in educational exchanges
- F7 Non-EFTA neighbours

## Individual Cohesion

### Experience

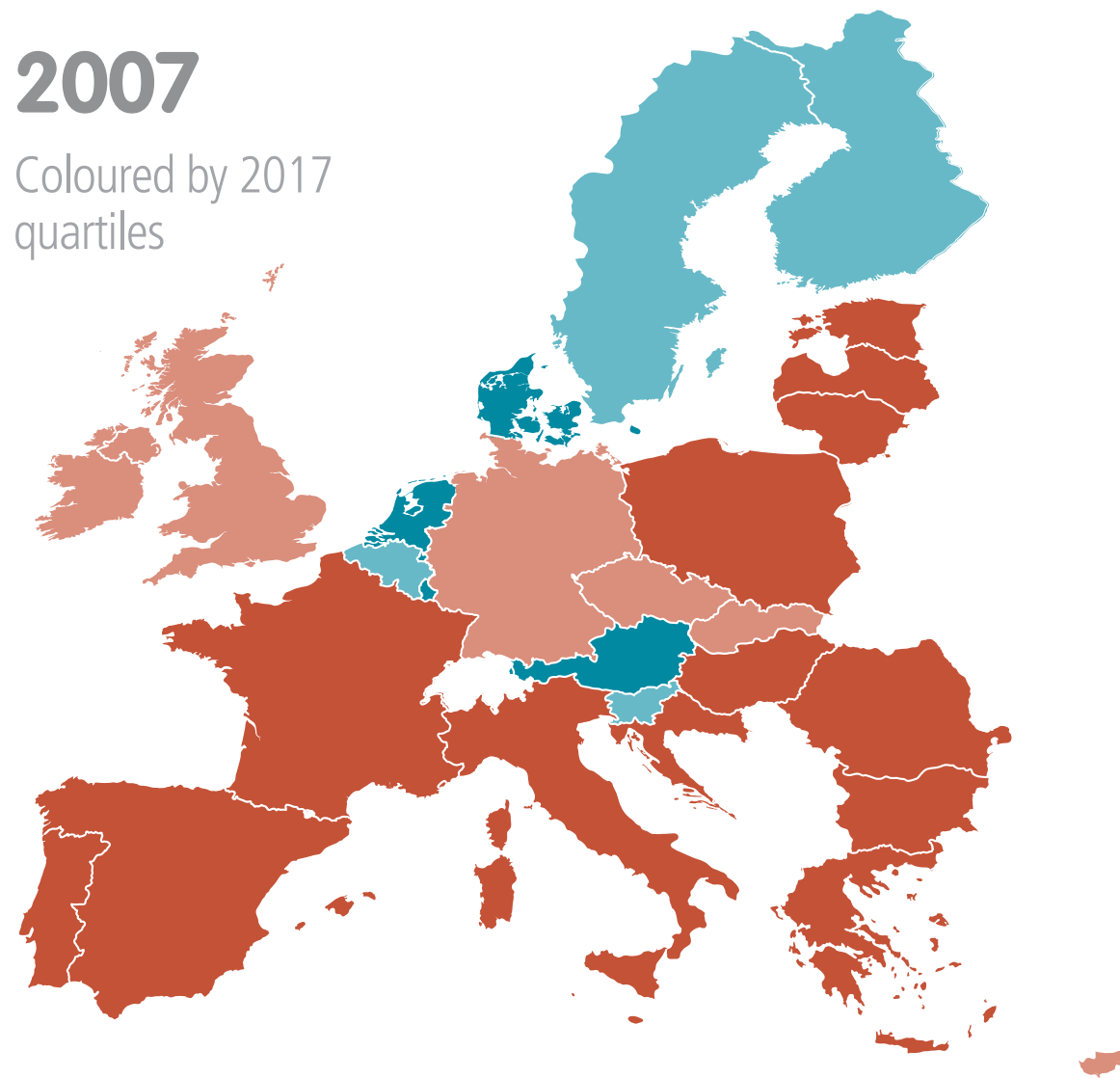
- Engagement
- Attitudes
- Approval
- Expectations

## Structural Cohesion

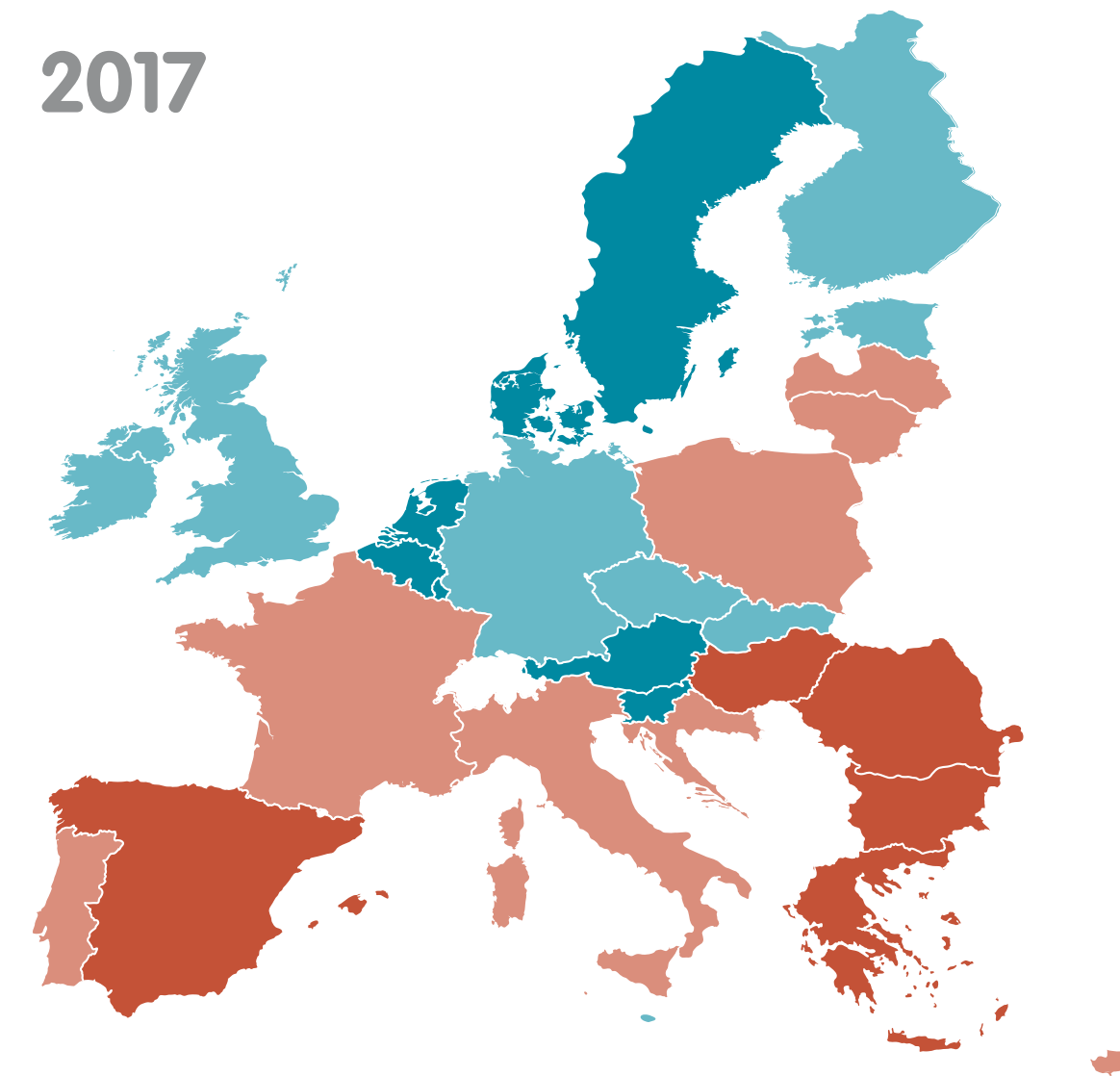
- Resilience
- Economic Ties
- Funding
- Policy Integration
- Security

**2007**

Coloured by 2017 quartiles



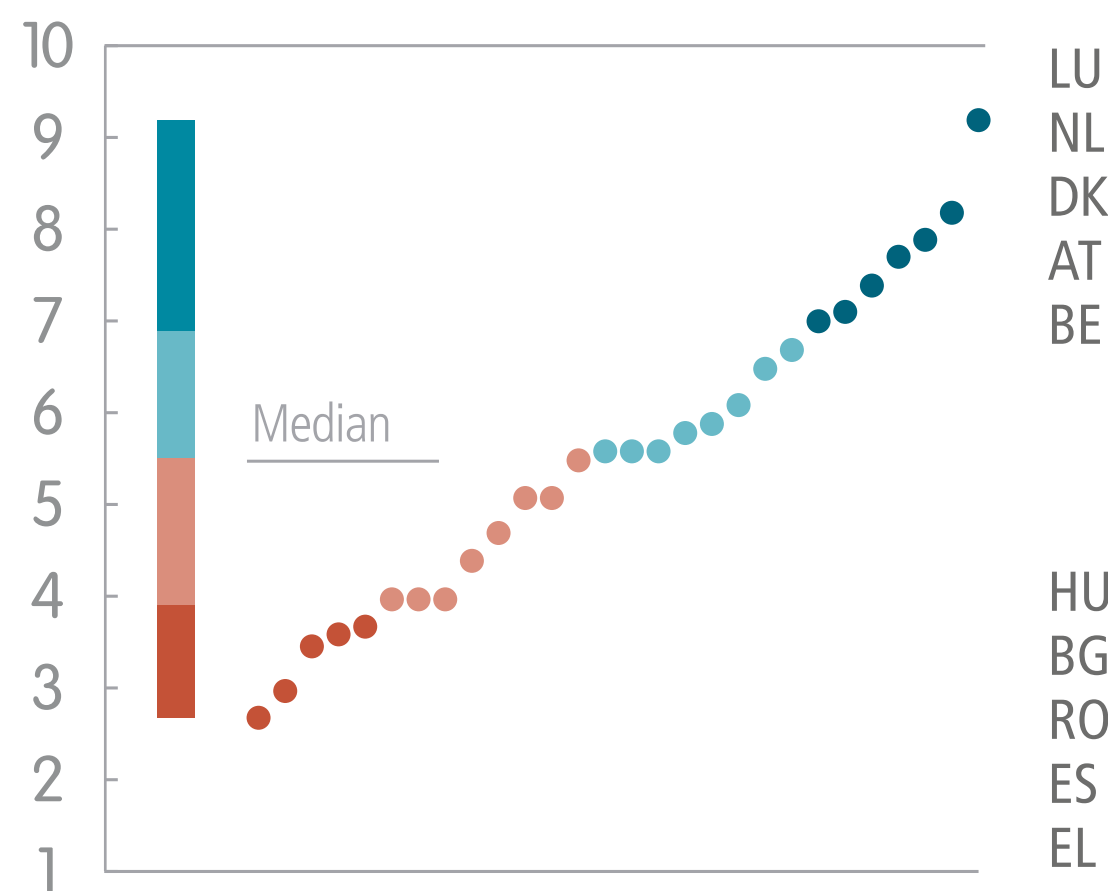
**2017**



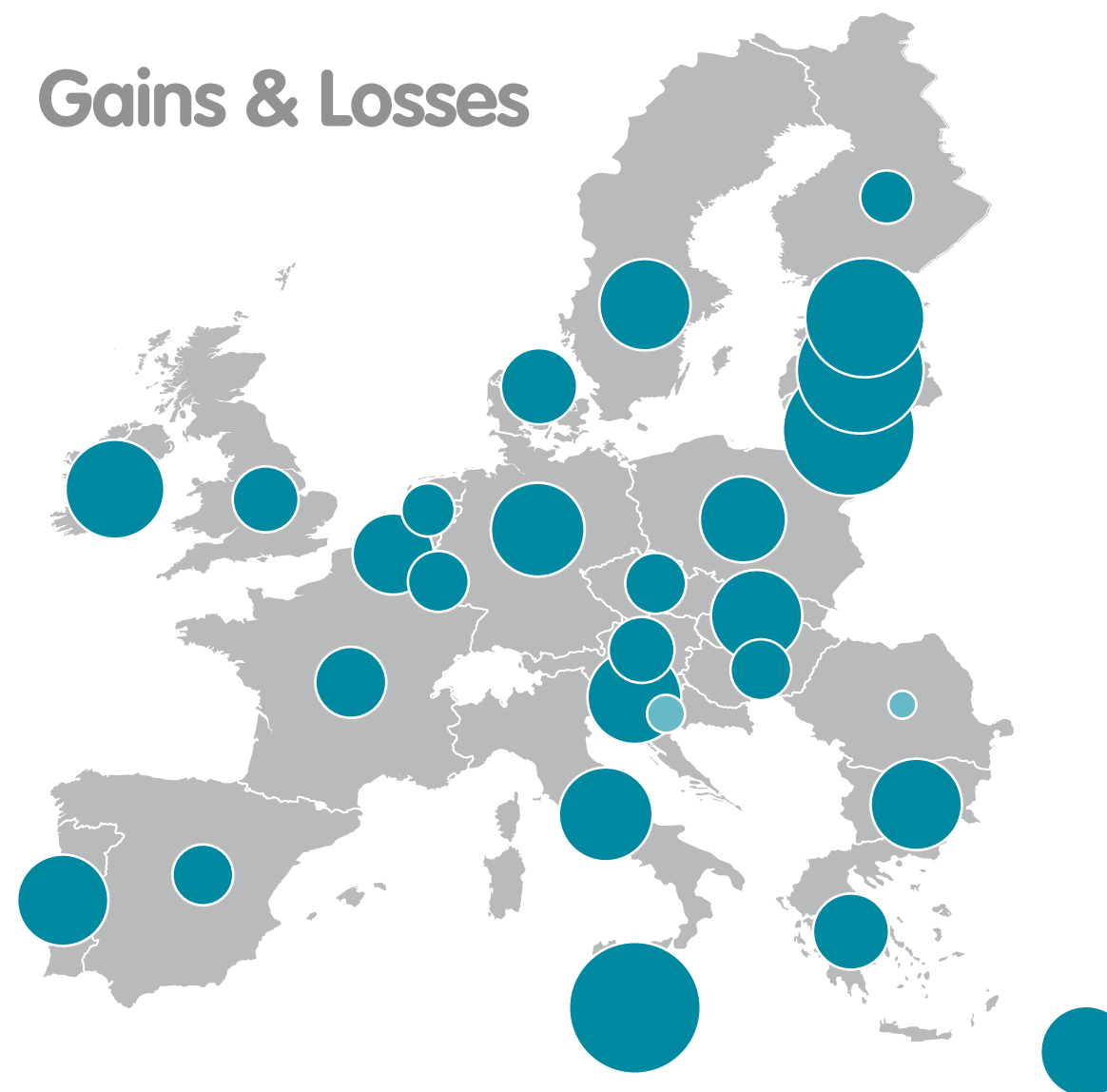
**Gains**  
**28**

	2007	2017	
+2.4	Lithuania	2.7	5.1
+2.4	Malta	3.2	5.6
+2.2	Latvia	2.9	5.1
+1.9	Estonia	3.7	5.6
+1.3	Ireland	5.4	6.7
+1.2	Germany	5.3	6.5
+1.2	Italy	3.5	4.7
+1.2	Slovenia	5.8	7.0
+1.1	Slovakia	4.8	5.9
+1.1	Bulgaria	2.5	3.6
+1.1	Portugal	2.9	4.0
+1.1	Cyprus	4.4	5.5
+1.1	Sweden	6.0	7.1
+1.0	Poland	3.0	4.0
+0.9	Belgium	6.5	7.4
+0.8	Denmark	7.1	7.9
+0.8	Greece	1.9	2.7
+0.7	France	3.7	4.4
+0.6	Austria	7.1	7.7
+0.6	UK	5.0	5.6
+0.5	Czech Rep.	5.3	5.8
+0.5	Hungary	3.2	3.7
+0.5	Luxembourg	8.7	9.2
+0.5	Spain	2.5	3.0
+0.4	Finland	5.7	6.1
+0.4	Netherlands	7.8	8.2
+0.2	Croatia	3.8	4.0
+0.1	Romania	3.4	3.5

## Quartiles 2017 : Top/Bottom 5



## Gains & Losses



# Experience | Socialised with people from other EU countries ■ +1.1

- F1 Citizens of other EU countries
- F2 Population living near EU border
- F3 Visited another EU country
- F4 Socialised with people from other EU countries
- F5 Press freedom
- F6 Participation in educational exchanges
- F7 Non-EFTA neighbours

## Individual Cohesion

### Experience

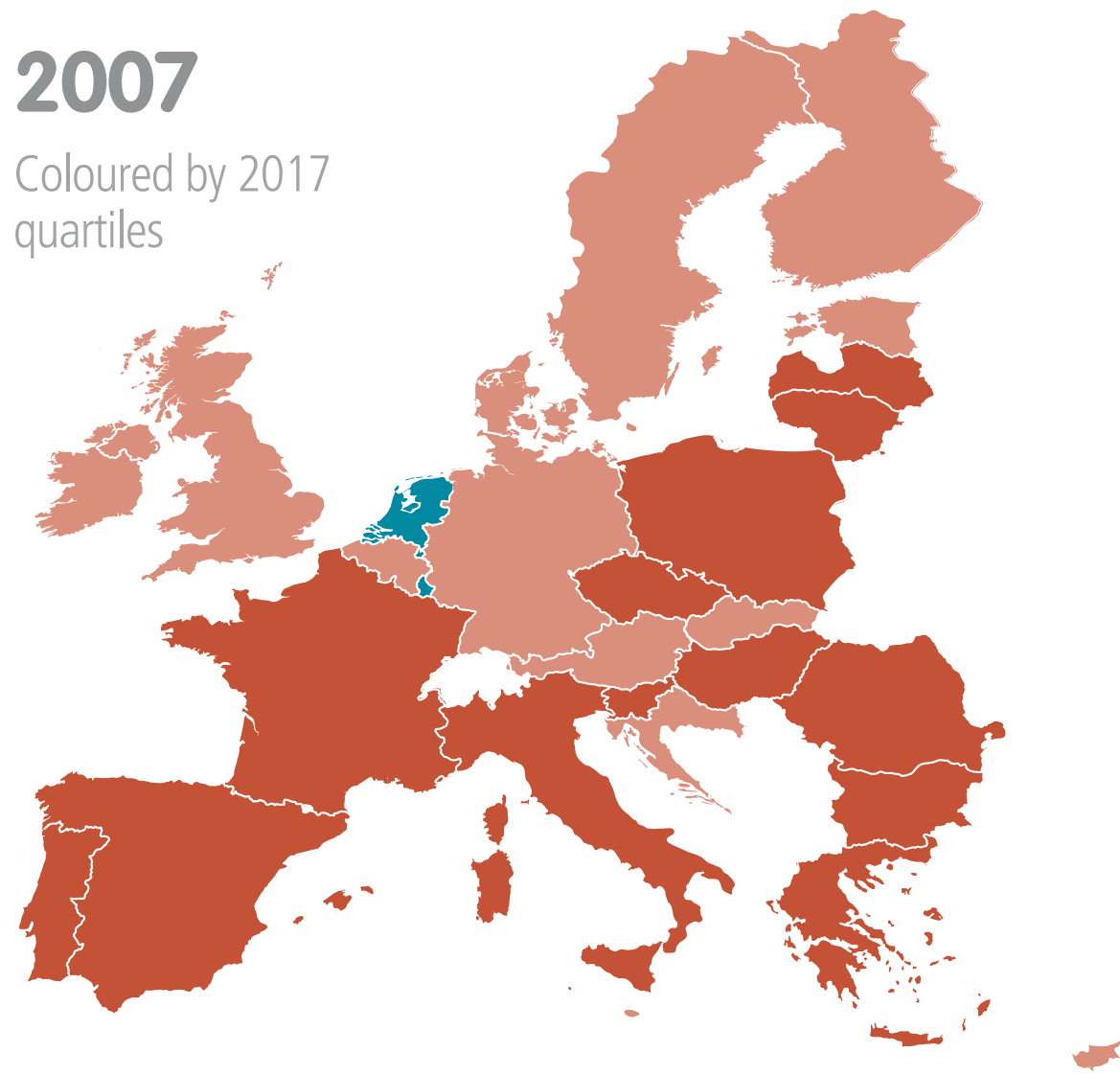
- Engagement
- Attitudes
- Approval
- Expectations

## Structural Cohesion

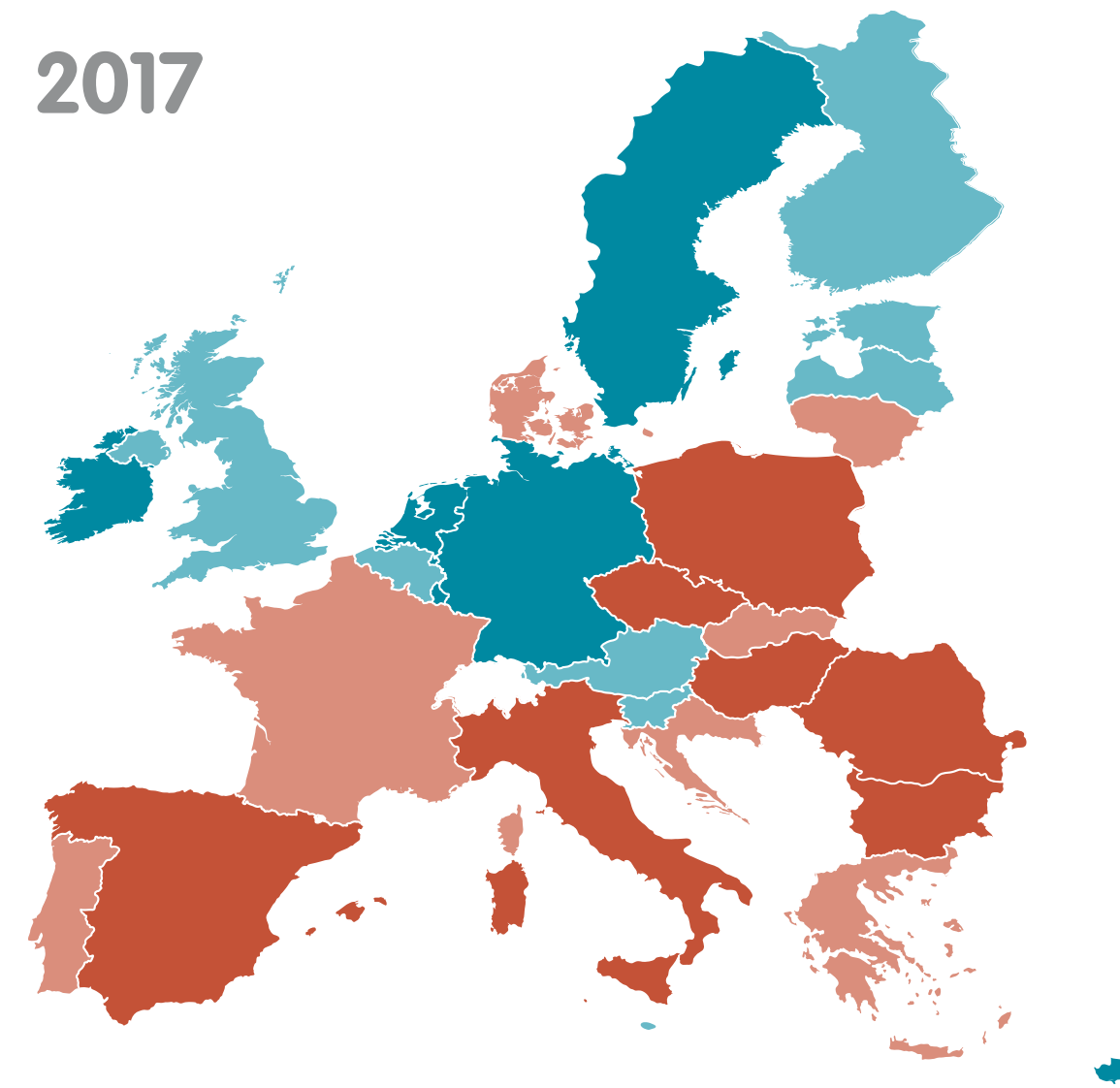
- Resilience
- Economic Ties
- Funding
- Policy Integration
- Security

2007

Coloured by 2017 quartiles



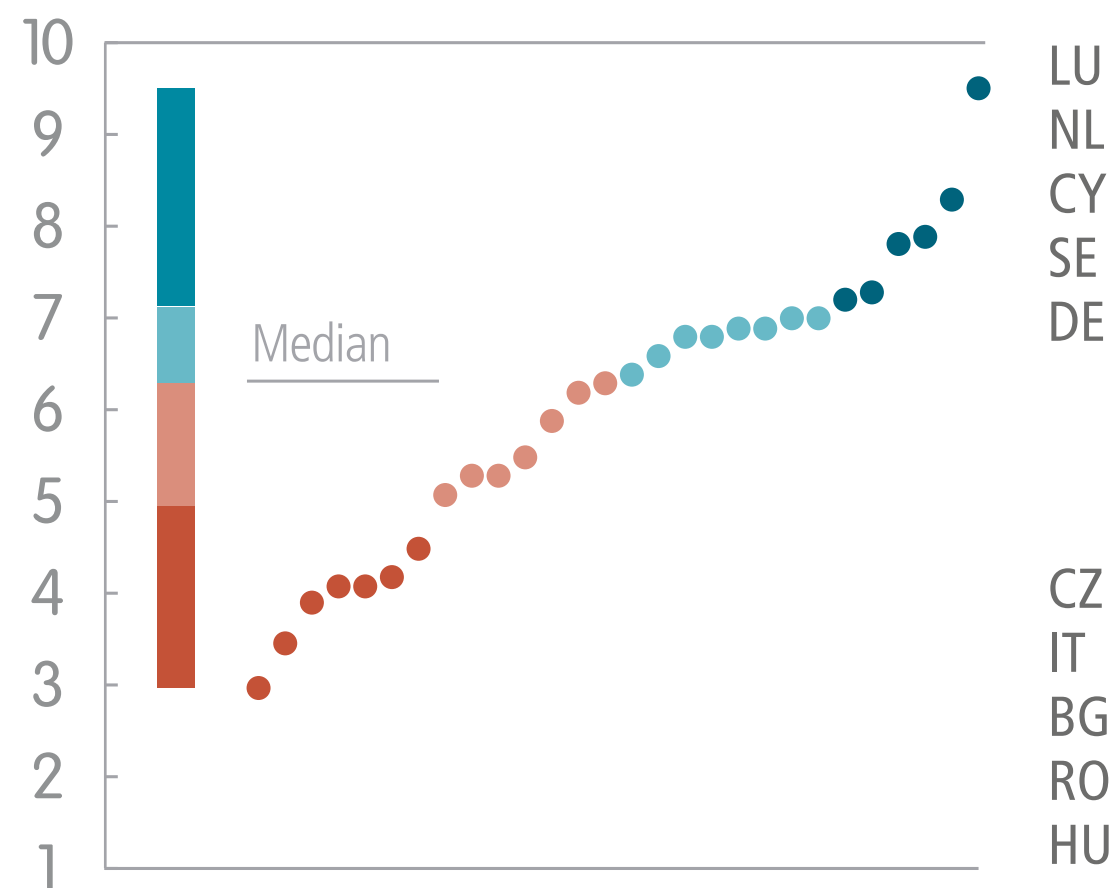
2017



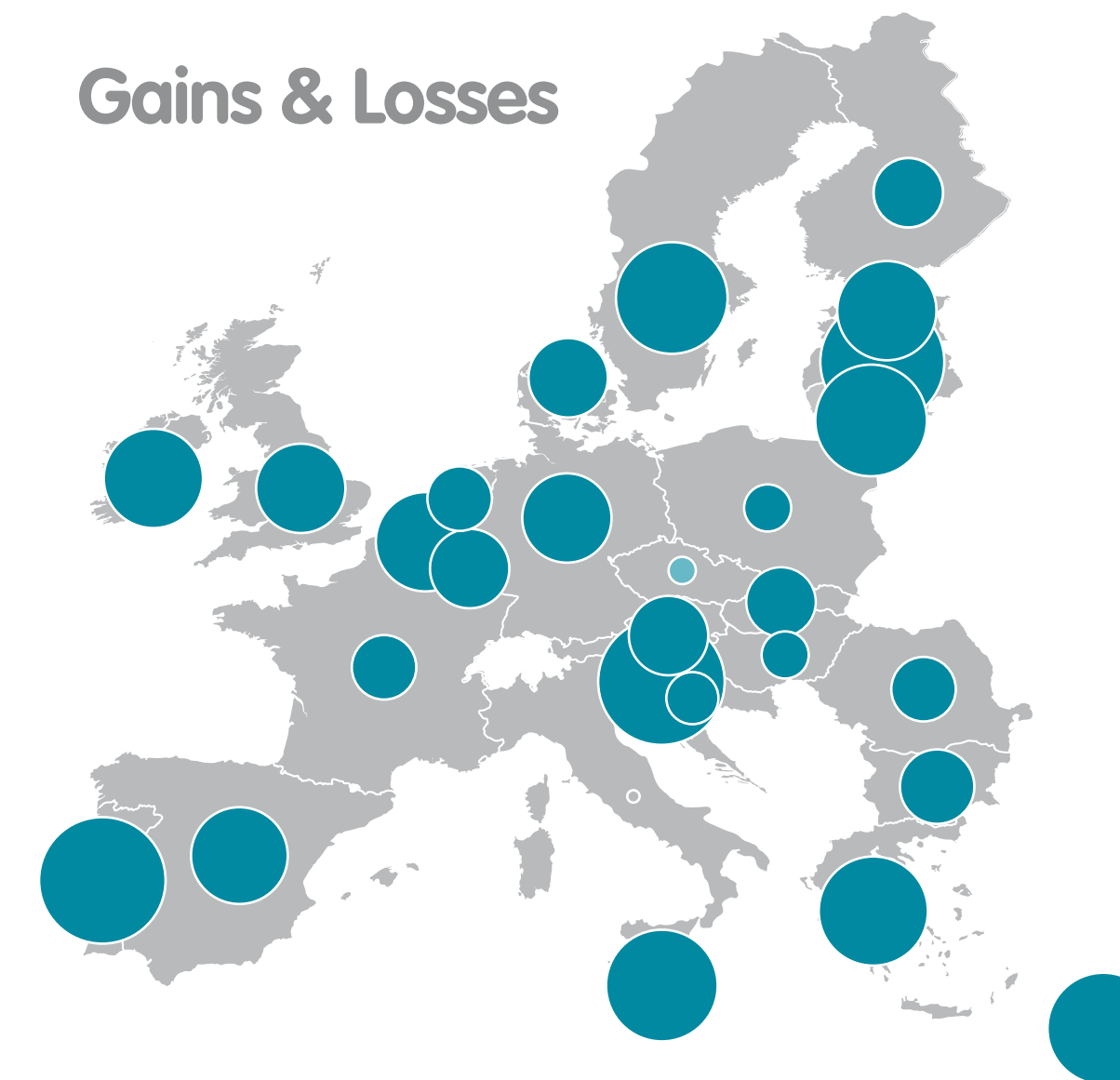
Gains  
**27**

	2007	2017	
+2.3	Portugal	3.0	5.3
+2.3	Slovenia	4.5	6.8
+2.2	Latvia	4.6	6.8
+1.8	Cyprus	6.1	7.9
+1.8	Lithuania	4.4	6.2
+1.8	Malta	5.2	7.0
+1.8	Sweden	6.0	7.8
+1.7	Greece	3.8	5.5
+1.4	Estonia	5.5	6.9
+1.4	Ireland	5.8	7.2
+1.4	Belgium	5.2	6.6
+1.3	Spain	3.2	4.5
+1.1	Germany	6.2	7.3
+1.1	UK	5.9	7.0
+0.9	Austria	5.5	6.4
+0.9	Luxembourg	8.6	9.5
+0.9	Denmark	5.4	6.3
+0.8	Bulgaria	3.1	3.9
+0.7	Finland	6.2	6.9
+0.7	Slovakia	5.2	5.9
+0.6	Netherlands	7.7	8.3
+0.6	Romania	2.9	3.5
+0.6	France	4.5	5.1
+0.4	Croatia	4.9	5.3
+0.3	Poland	3.9	4.2
+0.3	Hungary	2.7	3.0
+0.1	Czech Rep.	4.0	4.1
0.0	Italy	4.1	4.1

Quartiles 2017 : Top/Bottom 5



Gains & Losses



# Experience | Press freedom ■ -0.8

- F1 Citizens of other EU countries
- F2 Population living near EU border
- F3 Visited another EU country
- F4 Socialised with people from other EU countries
- F5 Press freedom**
- F6 Participation in educational exchanges
- F7 Non-EFTA neighbours

## Individual Cohesion

### Experience

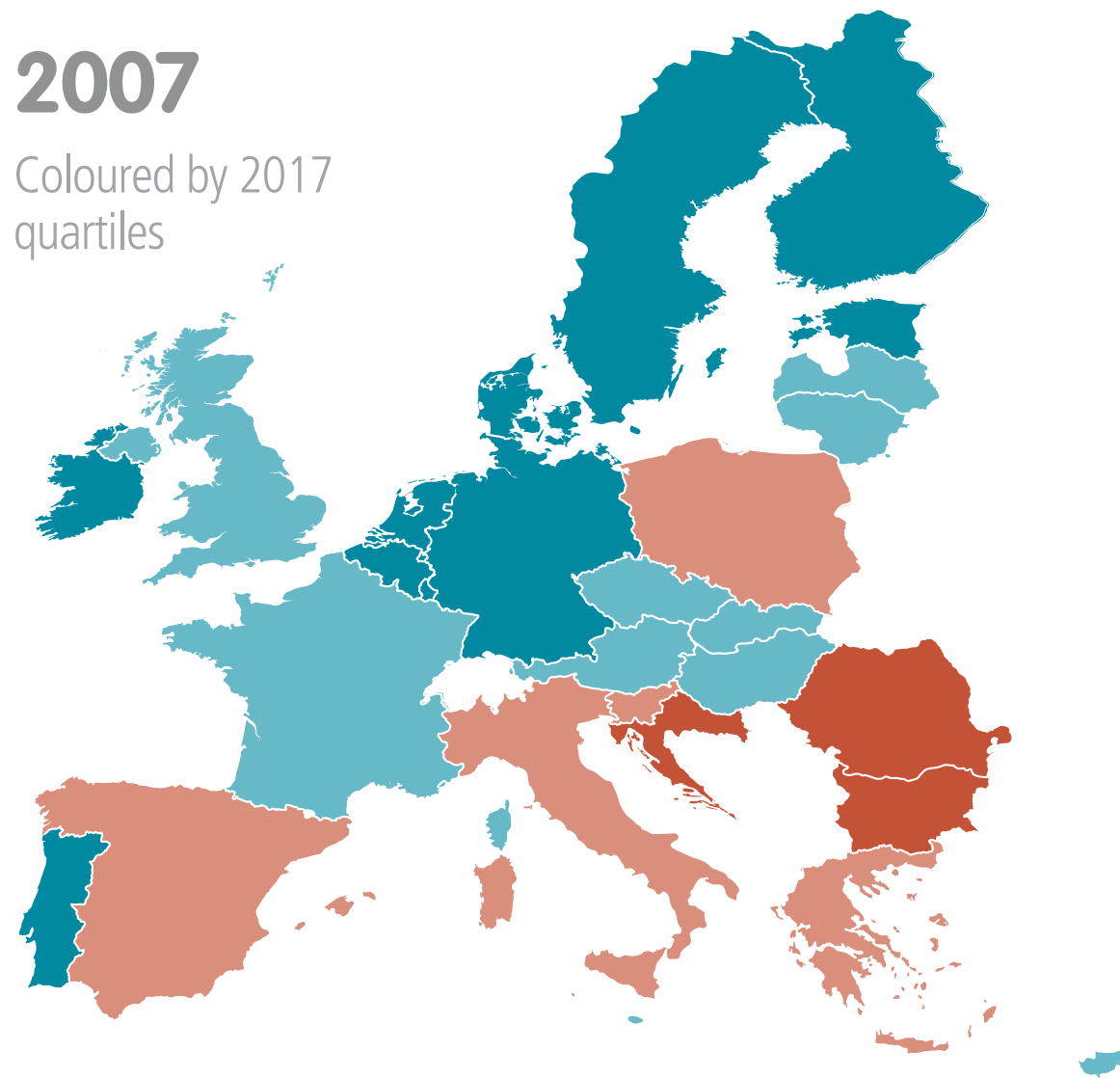
- Engagement
- Attitudes
- Approval
- Expectations

## Structural Cohesion

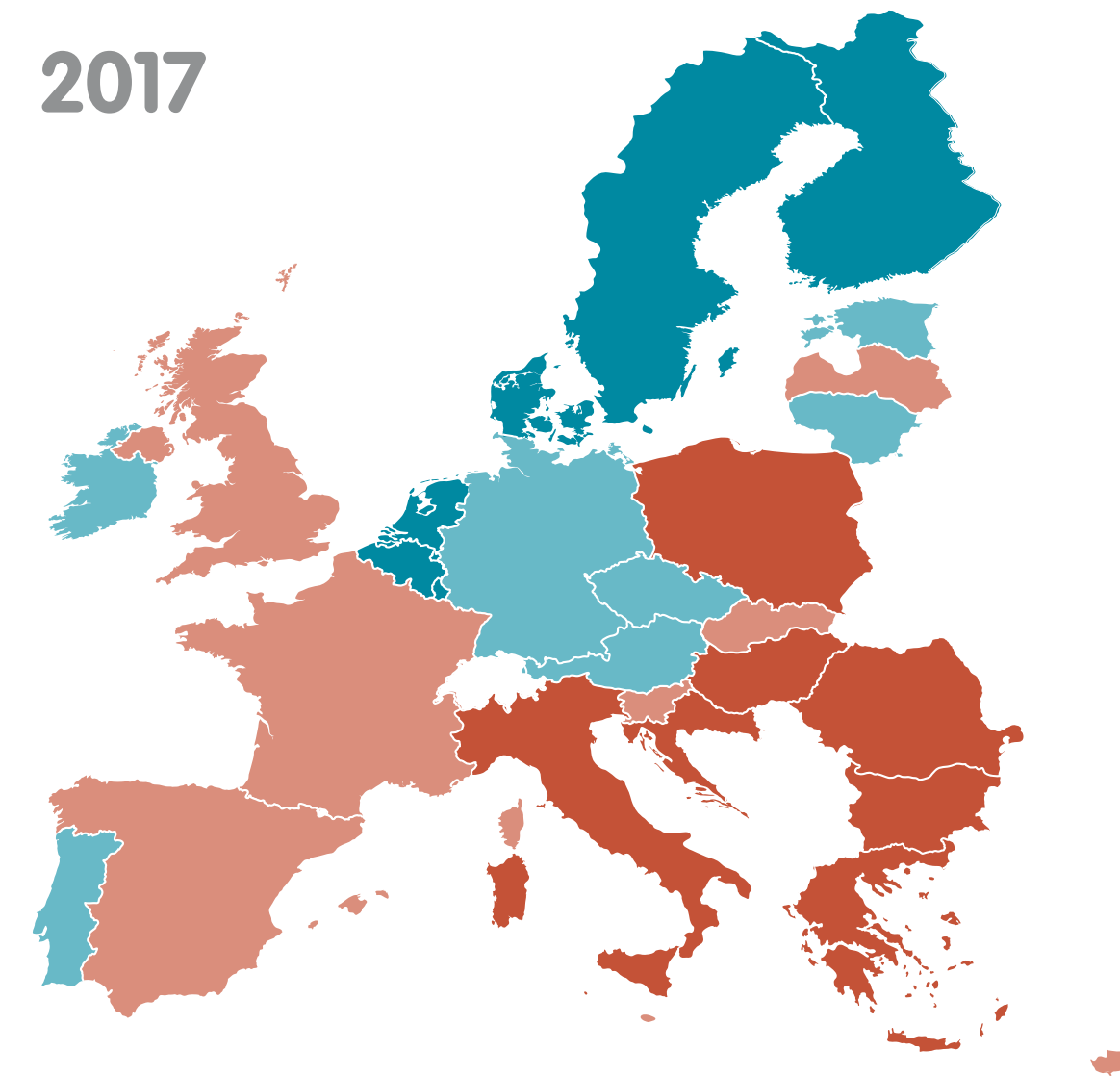
- Resilience
- Economic Ties
- Funding
- Policy Integration
- Security

2007

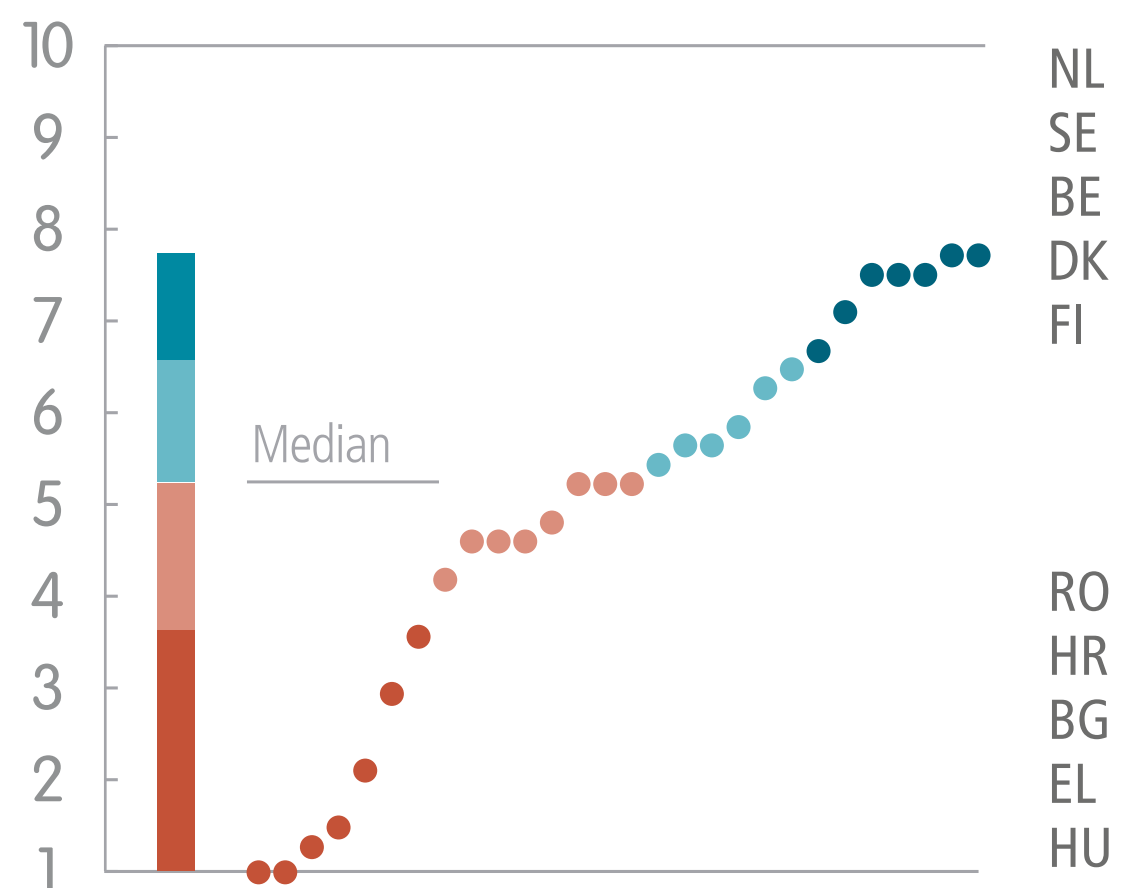
Coloured by 2017 quartiles



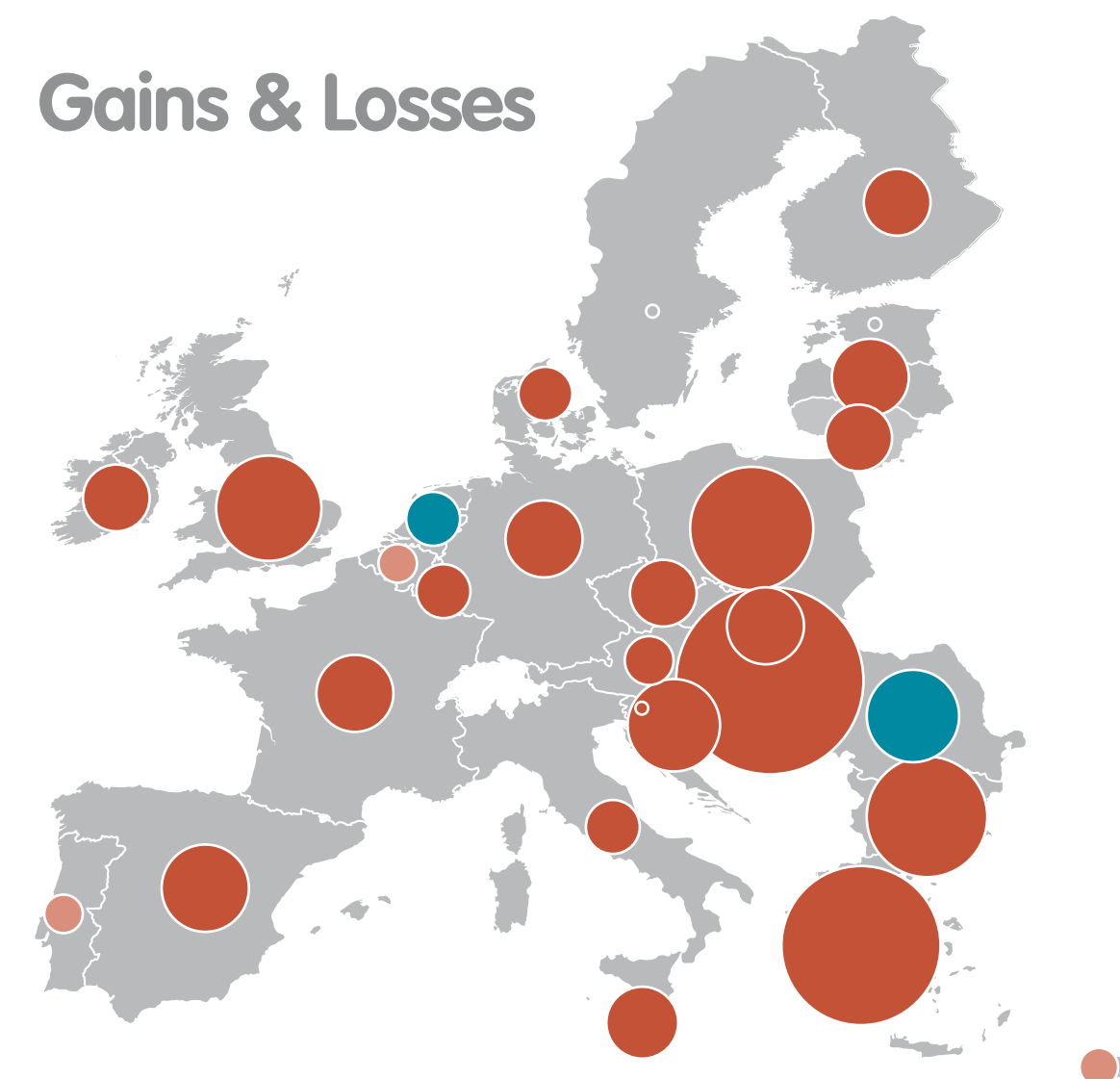
2017



Quartiles 2017 : Top/Bottom 5



Gains & Losses



		2007	2017
<b>Gains</b>	+1.1	Romania	1.0 2.1
	+0.4	Netherlands	7.3 7.7
	0.0	Estonia	6.7 6.7
		Slovenia	5.2 5.2
<b>Losses</b>		Sweden	7.7 7.7
	-0.2	Belgium	7.7 7.5
	-0.2	Cyprus	5.4 5.2
	-0.2	Portugal	6.7 6.5
	-0.3	Austria	5.7 5.4
	-0.4	Italy	4.0 3.6
	-0.4	Denmark	7.9 7.5
	-0.4	Luxembourg	7.5 7.1
	-0.6	Czech Rep.	6.3 5.7
	-0.6	Finland	8.1 7.5
	-0.6	Lithuania	6.3 5.7
	-0.6	Ireland	6.9 6.3
	-0.7	Malta	5.9 5.2
	-0.8	Germany	6.7 5.9
	-0.8	France	5.4 4.6
	-0.8	Latvia	5.4 4.6
	-0.8	Slovakia	5.4 4.6
	-1.0	Spain	5.2 4.2
	-1.1	Croatia	2.6 1.5
-1.5	UK	6.3 4.8	
-1.9	Bulgaria	3.2 1.3	
-2.0	Poland	5.0 3.0	
-3.4	Greece	4.4 1.0	
-4.7	Hungary	5.7 1.0	

# Experience | Participation in educational exchanges +3.2

- F1 Citizens of other EU countries
- F2 Population living near EU border
- F3 Visited another EU country
- F4 Socialised with people from other EU countries
- F5 Press freedom
- F6 Participation in educational exchanges**
- F7 Non-EFTA neighbours

## Individual Cohesion

### Experience

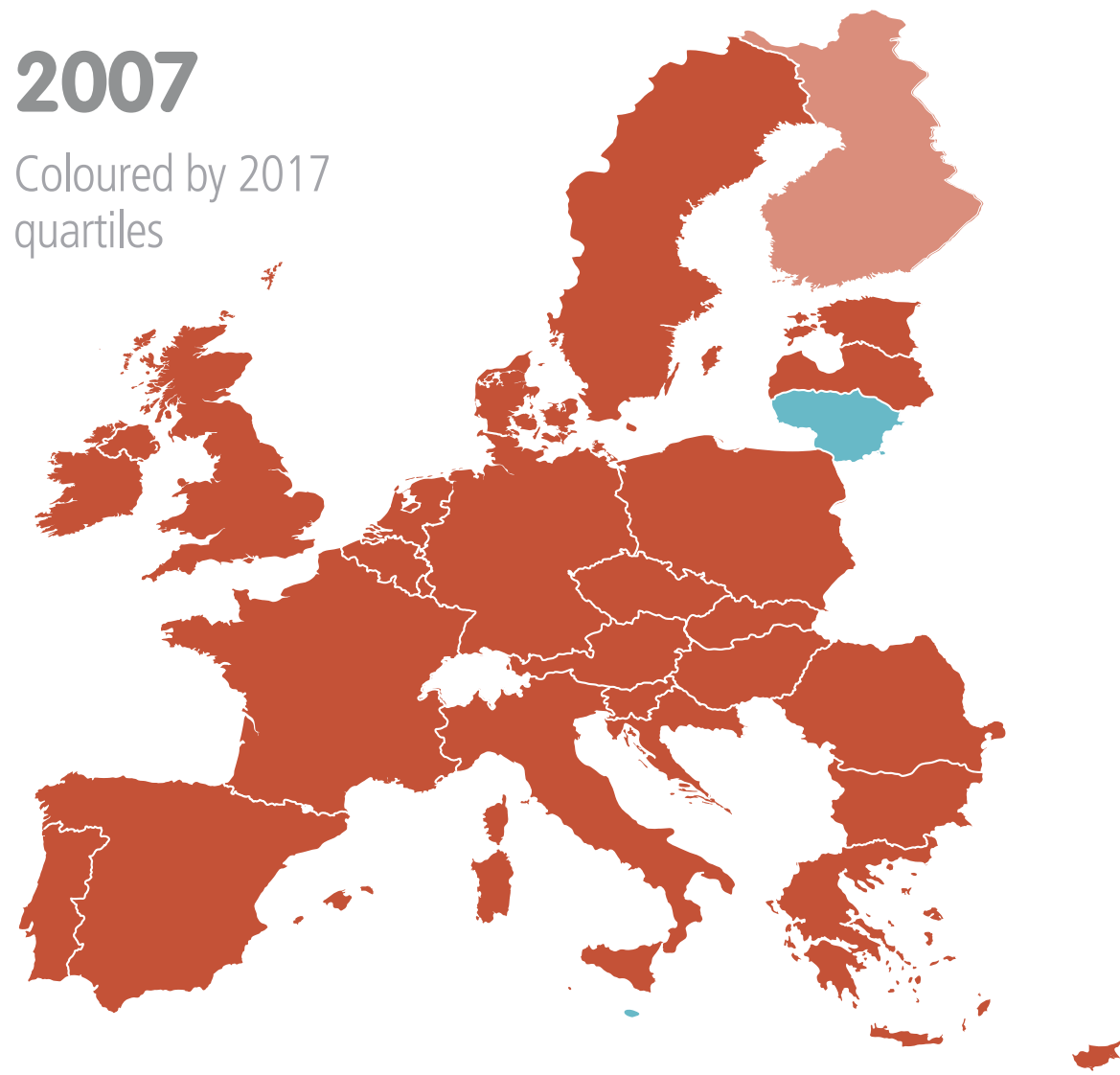
- Engagement
- Attitudes
- Approval
- Expectations

## Structural Cohesion

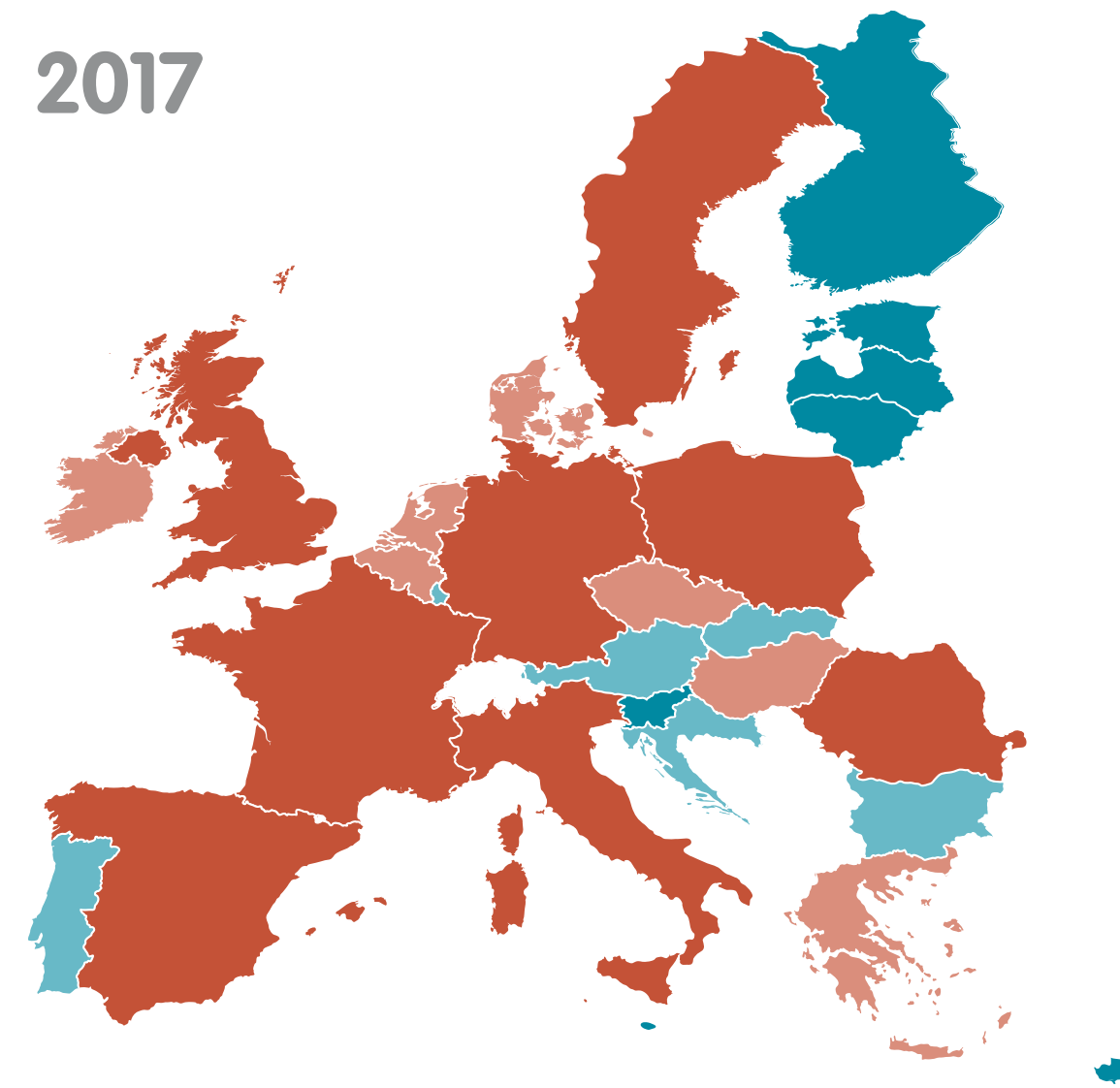
- Resilience
- Economic Ties
- Funding
- Policy Integration
- Security

2007

Coloured by 2017 quartiles



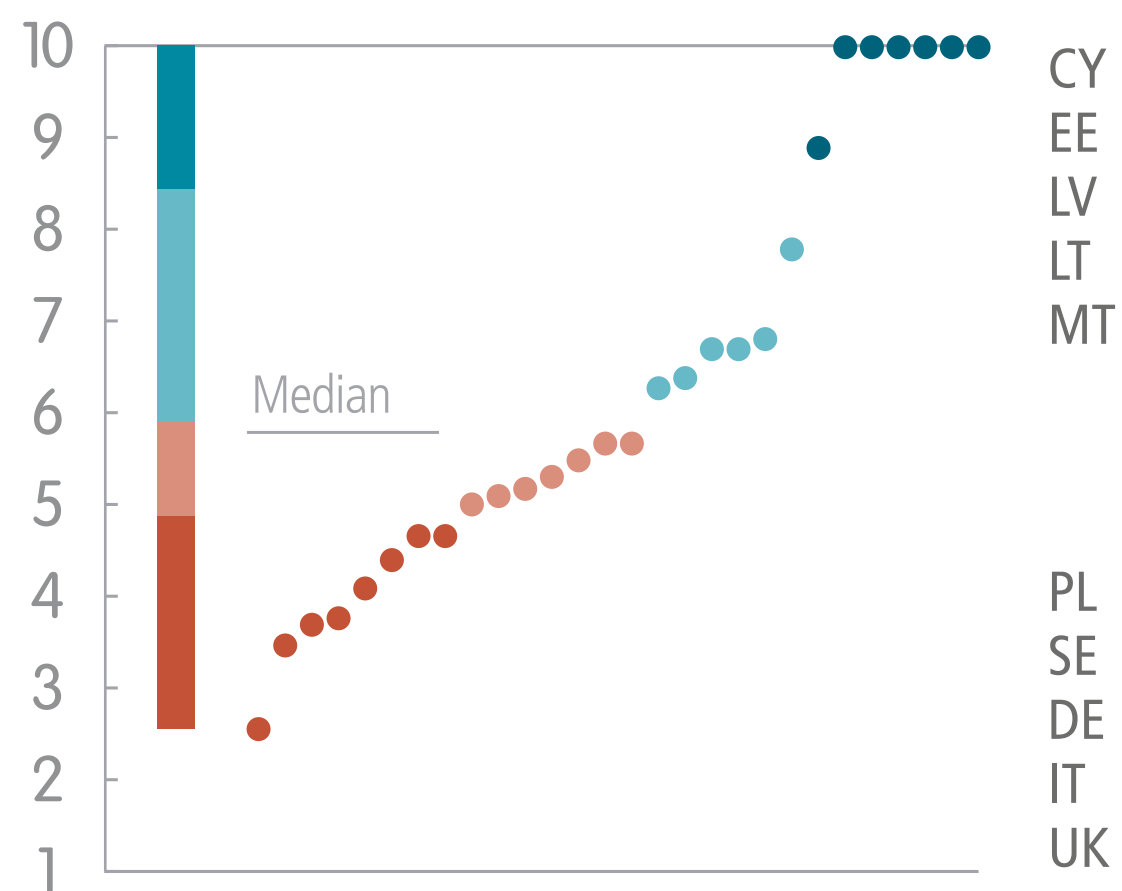
2017



Gains  
**28**

	2007	2017
Cyprus	2.7	10.0
Malta	3.2	10.0
Slovenia	4.2	10.0
Estonia	4.4	10.0
Latvia	4.6	10.0
Croatia	1.3	6.4
Bulgaria	2.2	6.7
Lithuania	5.8	10.0
Luxembourg	3.8	7.8
Finland	5.3	8.9
Portugal	3.3	6.8
Slovakia	3.3	6.7
Netherlands	2.5	5.7
Austria	3.3	6.3
Greece	2.3	5.1
Romania	2.0	4.7
Denmark	2.5	5.0
Ireland	2.7	5.2
Hungary	3.0	5.3
Belgium	3.5	5.7
France	2.8	4.4
Czech Rep.	4.0	5.5
Sweden	2.4	3.8
Germany	2.4	3.7
Poland	2.8	4.1
Italy	2.4	3.5
Spain	3.6	4.7
UK	1.7	2.6

Quartiles 2017 : Top/Bottom 5



Gains & Losses



# Experience | Non-EFTA neighbours 0.0

- F1 Citizens of other EU countries
- F2 Population living near EU border
- F3 Visited another EU country
- F4 Socialised with people from other EU countries
- F5 Press freedom
- F6 Participation in educational exchanges
- F7 Non-EFTA neighbours**

## Individual Cohesion

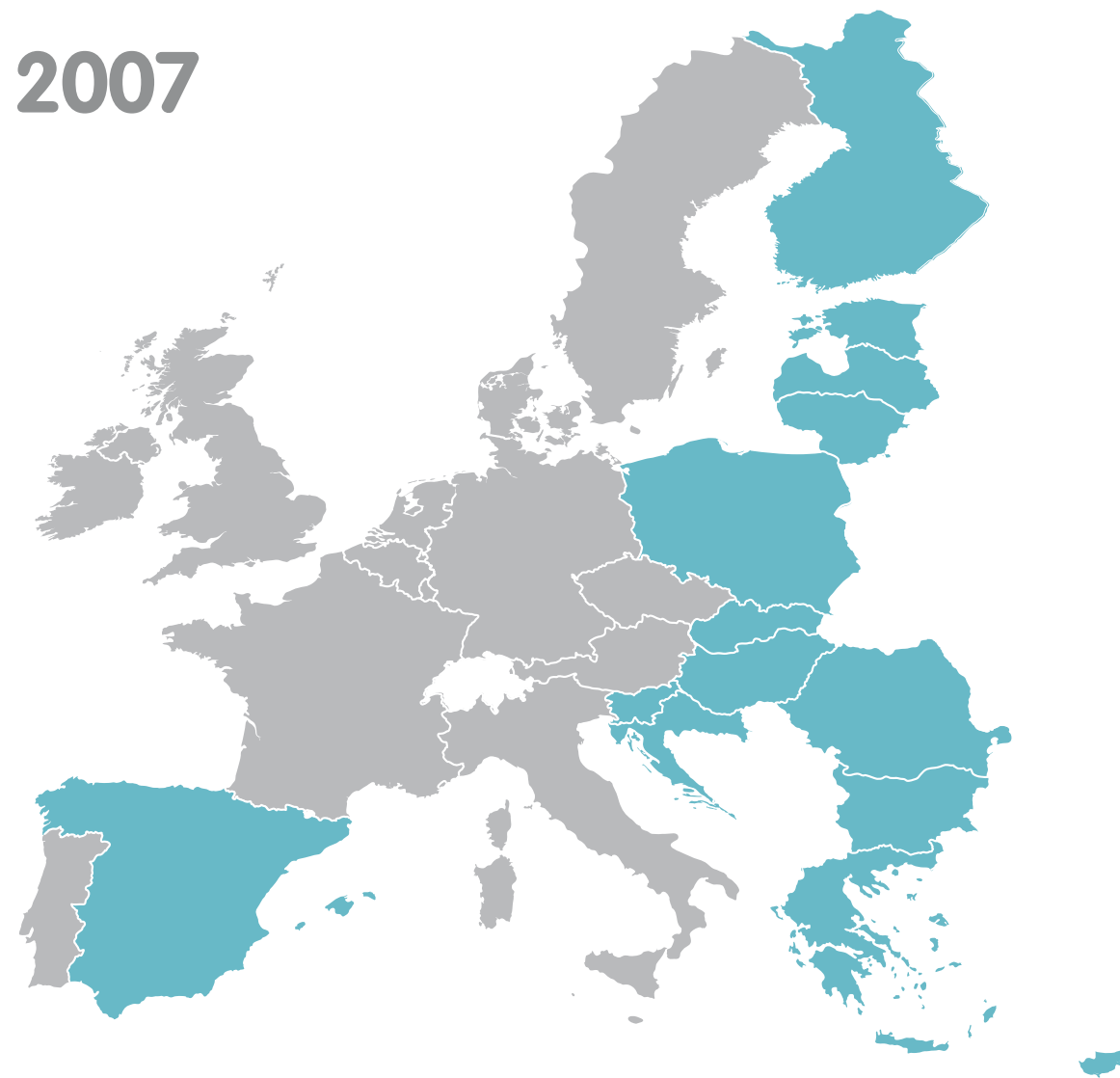
### Experience

- Engagement
- Attitudes
- Approval
- Expectations

## Structural Cohesion

- Resilience
- Economic Ties
- Funding
- Policy Integration
- Security

2007



2017



Gains		2007		2017	
-1.0	█	Slovenia	1.0	0.0	
0.0		Bulgaria	1.0	1.0	
0.0		Croatia	1.0	1.0	
0.0		Cyprus	1.0	1.0	
0.0		Estonia	1.0	1.0	
0.0		Finland	1.0	1.0	
0.0		Greece	1.0	1.0	
0.0		Hungary	1.0	1.0	
0.0		Latvia	1.0	1.0	
0.0		Lithuania	1.0	1.0	
0.0		Poland	1.0	1.0	
0.0		Romania	1.0	1.0	
0.0		Slovakia	1.0	1.0	
0.0		Spain	1.0	1.0	

## Gains & Losses



# Engagement | 11-year trend ■ -0.8

Premise: High voter turnout in EP elections and low support for anti-EU parties indicate a stronger willingness to cooperate.

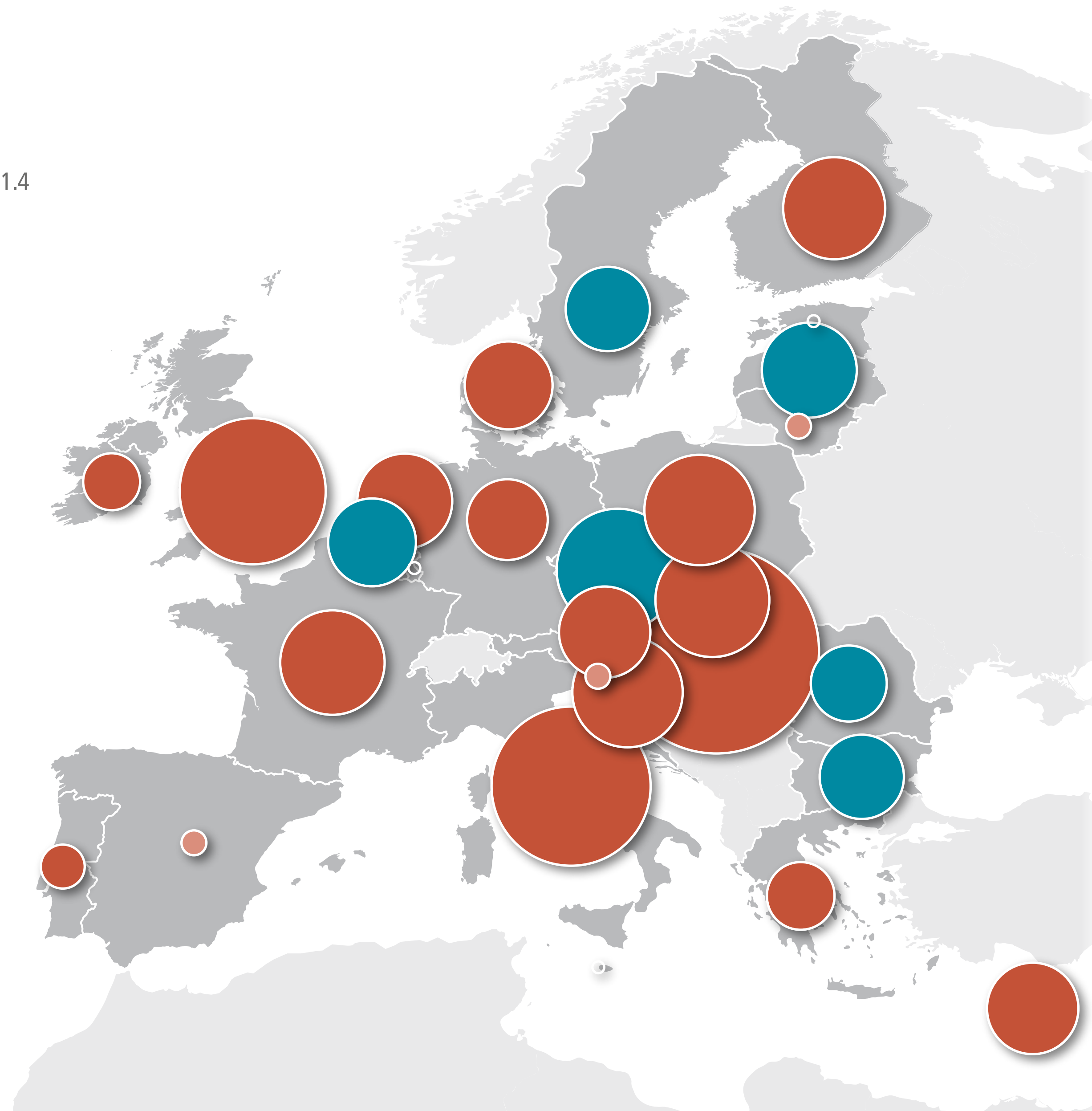
- F1** Turnout in EP elections ■ -0.4
- F2** Votes for anti-EU parties in EP elections ■ -0.6
- F3** Votes for anti-EU parties in national elections ■ -1.4

## Individual Cohesion

- Experience
- Engagement**
- Attitudes
- Approval
- Expectations

## Structural Cohesion

- Resilience
- Economic Ties
- Funding
- Policy Integration
- Security



	2007	2017
<b>Gains</b> <b>6</b>	+2.3	Czech Rep. 2.3 4.6
	+1.4	Latvia 5.0 6.4
	+1.2	Belgium 8.3 9.5
	+1.1	Bulgaria 6.9 8.0
		Sweden 6.0 7.1
	+0.9	Romania 7.5 8.4
<b>Losses</b> <b>19</b>	0.0	Estonia 8.1 8.1
		Luxembourg 10.0 10.0
		Malta 10.0 10.0
	-0.1	Lithuania 9.1 9.0
		Slovenia 8.2 8.1
		Spain 8.9 8.8
	-0.3	Portugal 8.7 8.4
	-0.5	Ireland 9.5 9.0
	-0.7	Greece 8.2 7.5
	-1.0	Germany 8.8 7.8
	-1.2	Denmark 6.8 5.6
	-1.3	Austria 7.5 6.2
		Cyprus 10.0 8.7
-1.4	Netherlands 8.3 6.9	
-1.6	Finland 8.4 6.8	
-1.7	France 7.6 5.9	
-1.9	Croatia 9.6 7.7	
-2.0	Poland 5.2 3.3	
-3.3	Slovakia 7.0 5.0	
-3.9	UK 7.5 4.2	
-6.5	Italy 10.0 6.1	
	Hungary 8.7 2.2	



# Engagement | Turnout in EP elections

-0.4

## F1 Turnout in EP elections

F2 Votes for anti-EU parties in EP elections

F3 Votes for anti-EU parties in national elections

## Individual Cohesion

Experience

## Engagement

Attitudes

Approval

Expectations

## Structural Cohesion

Resilience

Economic Ties

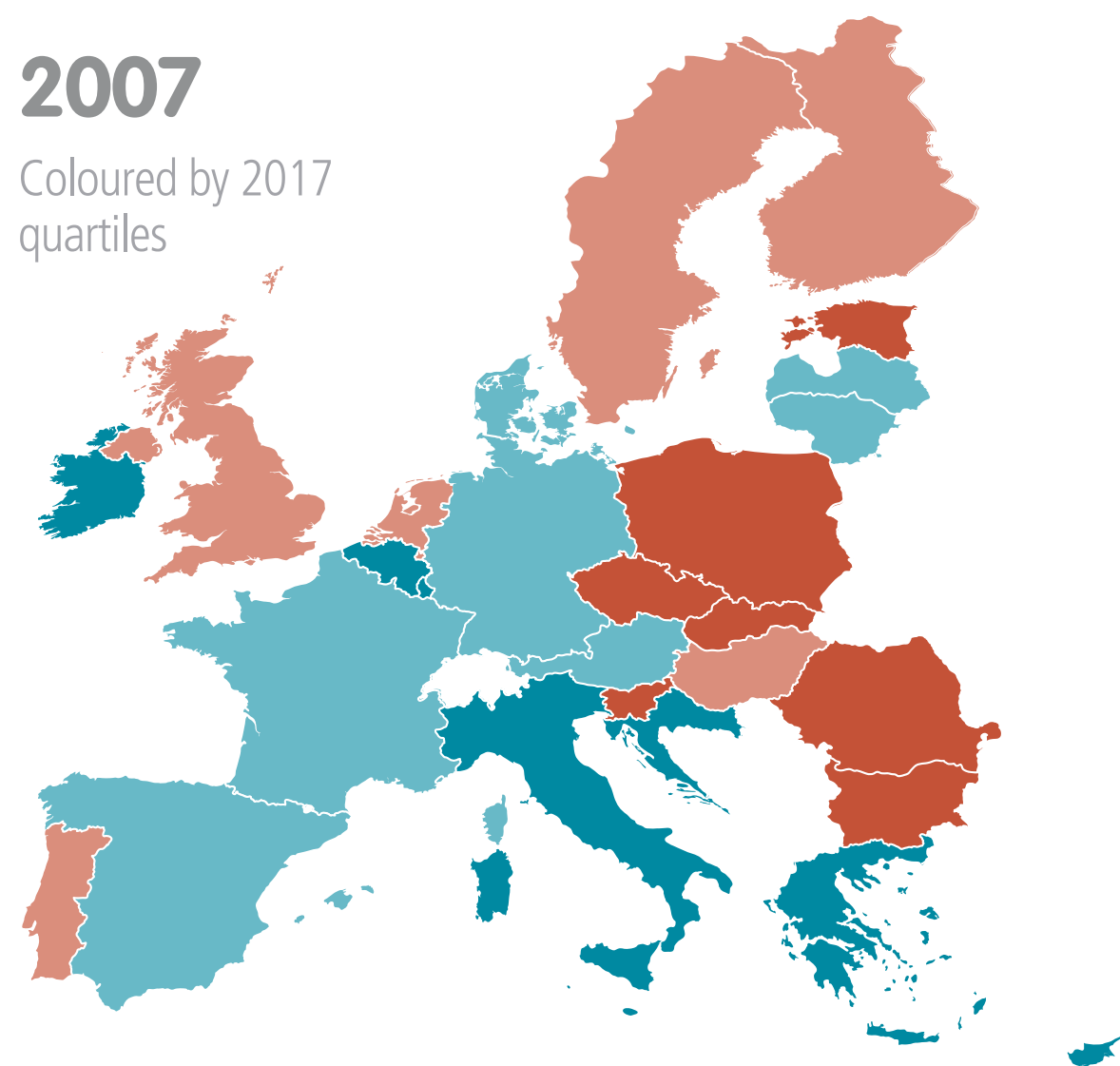
Funding

Policy Integration

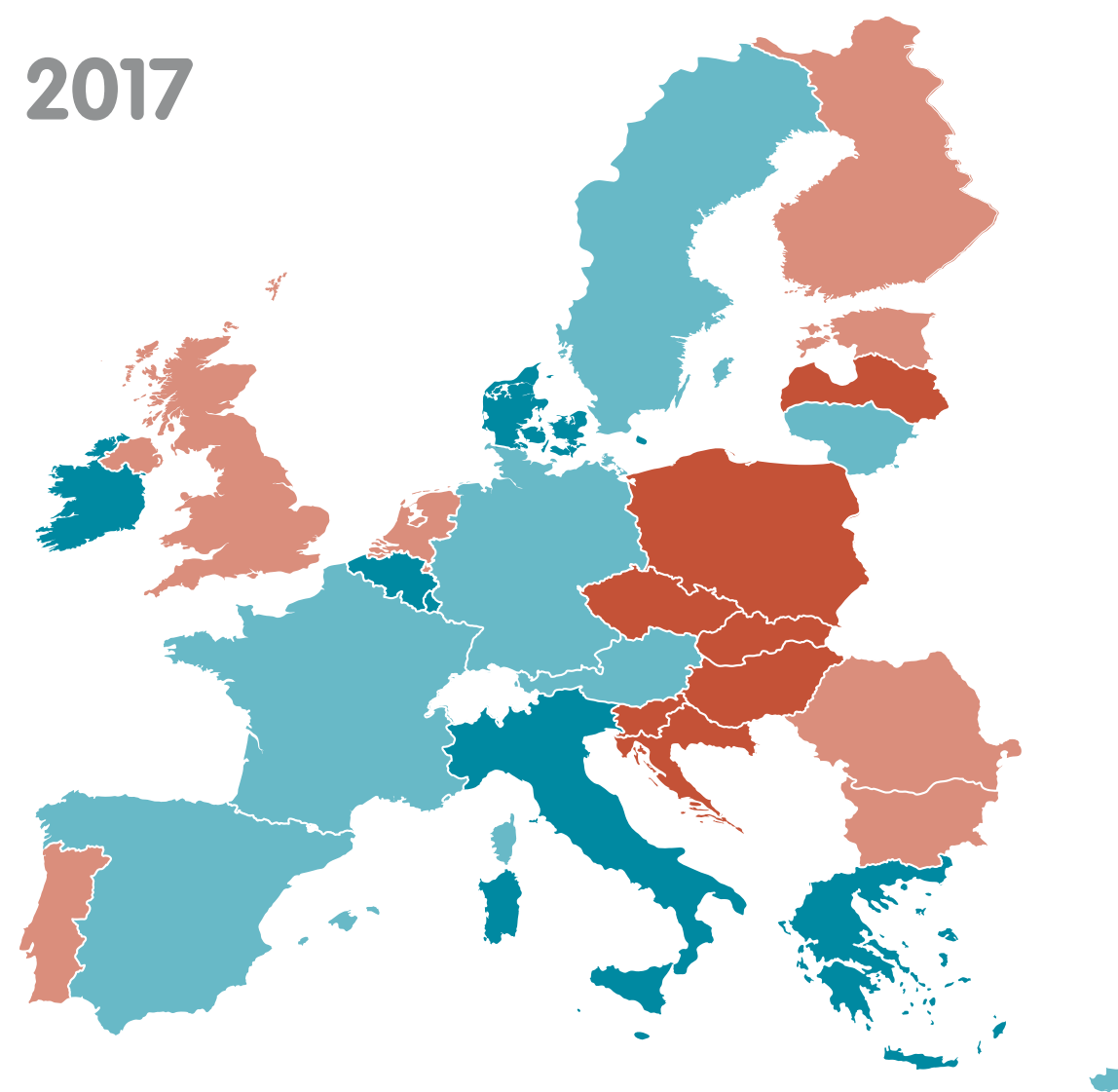
Security

2007

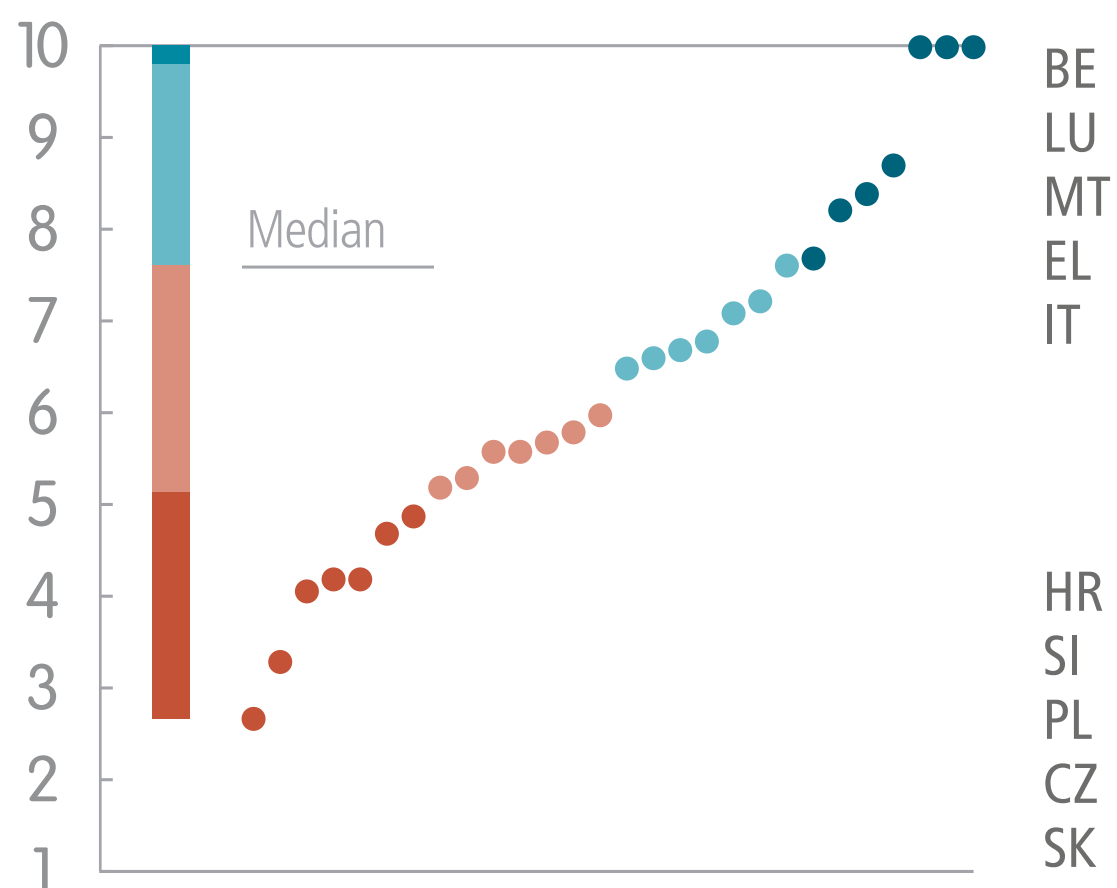
Coloured by 2017 quartiles



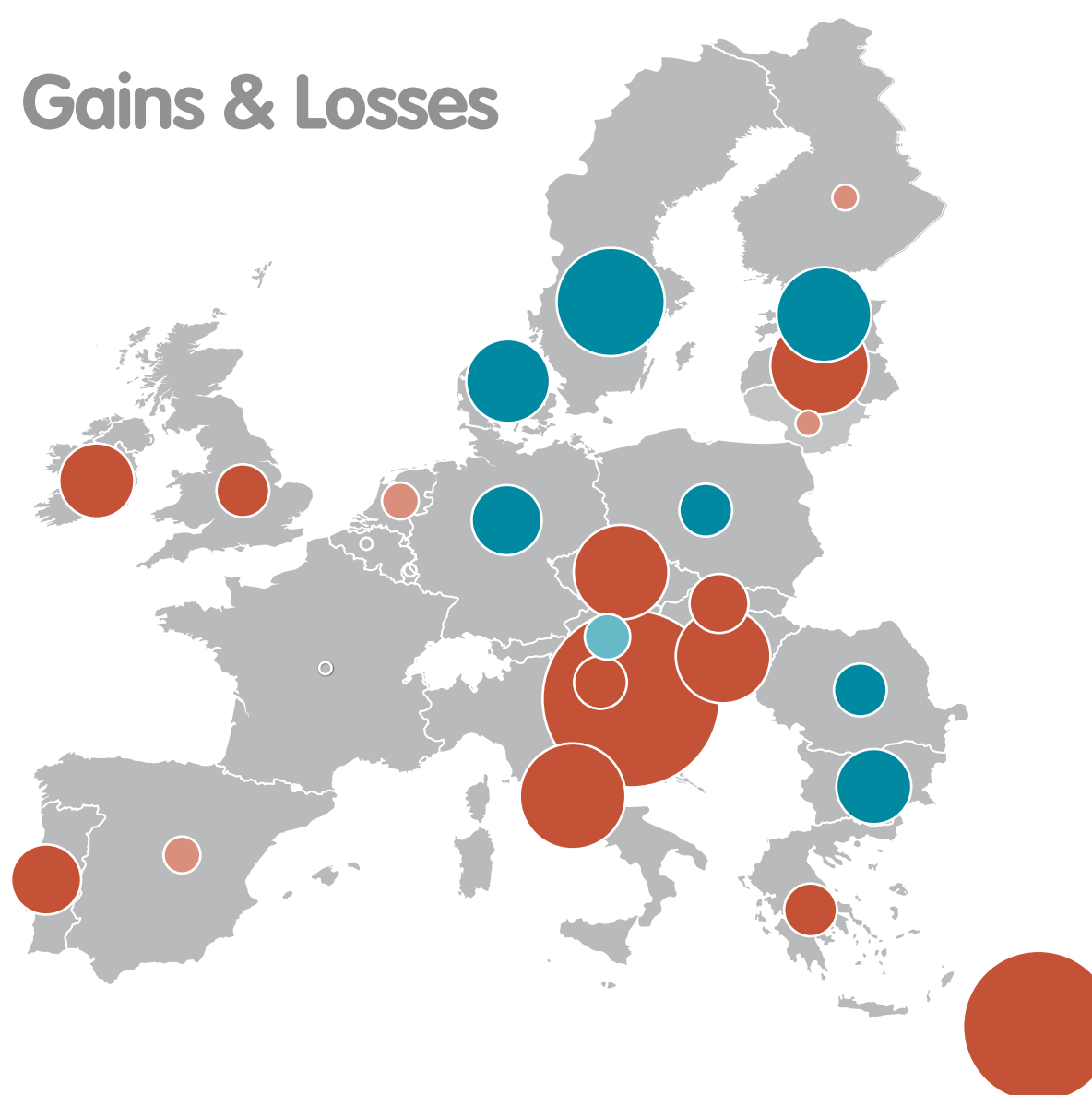
2017



Quartiles 2017 : Top/Bottom 5



Gains & Losses



Gains

8

	2007	2017
+1.7	Sweden	5.9 7.6
+1.3	Estonia	4.4 5.7
+1.0	Denmark	7.2 8.2
+0.8	Bulgaria	4.8 5.6
+0.7	Germany	6.5 7.2
+0.4	Romania	4.8 5.2
+0.4	Poland	3.7 4.1
+0.3	Austria	6.5 6.8
0.0	Belgium	10.0 10.0
0.0	France	6.5 6.5
0.0	Luxembourg	10.0 10.0
0.0	Malta	10.0 10.0

Losses

16

-0.1	Finland	6.1 6.0
-0.1	Lithuania	7.2 7.1
-0.2	Netherlands	6.0 5.8
-0.2	Spain	6.8 6.6
-0.4	Slovenia	4.6 4.2
-0.4	Greece	9.1 8.7
-0.4	UK	6.0 5.6
-0.5	Slovakia	3.2 2.7
-0.7	Portugal	6.0 5.3
-0.8	Ireland	8.5 7.7
-1.3	Czech Rep.	4.6 3.3
-1.3	Hungary	6.0 4.7
-1.4	Latvia	6.3 4.9
-1.6	Italy	10.0 8.4
-3.3	Cyprus	10.0 6.7
-4.5	Croatia	8.7 4.2

# Engagement | Votes for anti-EU parties in EP elections ■ -0.6

F1 Turnout in EP elections

**F2 Votes for anti-EU parties in EP elections**

F3 Votes for anti-EU parties in national elections

## Individual Cohesion

Experience

**Engagement**

Attitudes

Approval

Expectations

## Structural Cohesion

Resilience

Economic Ties

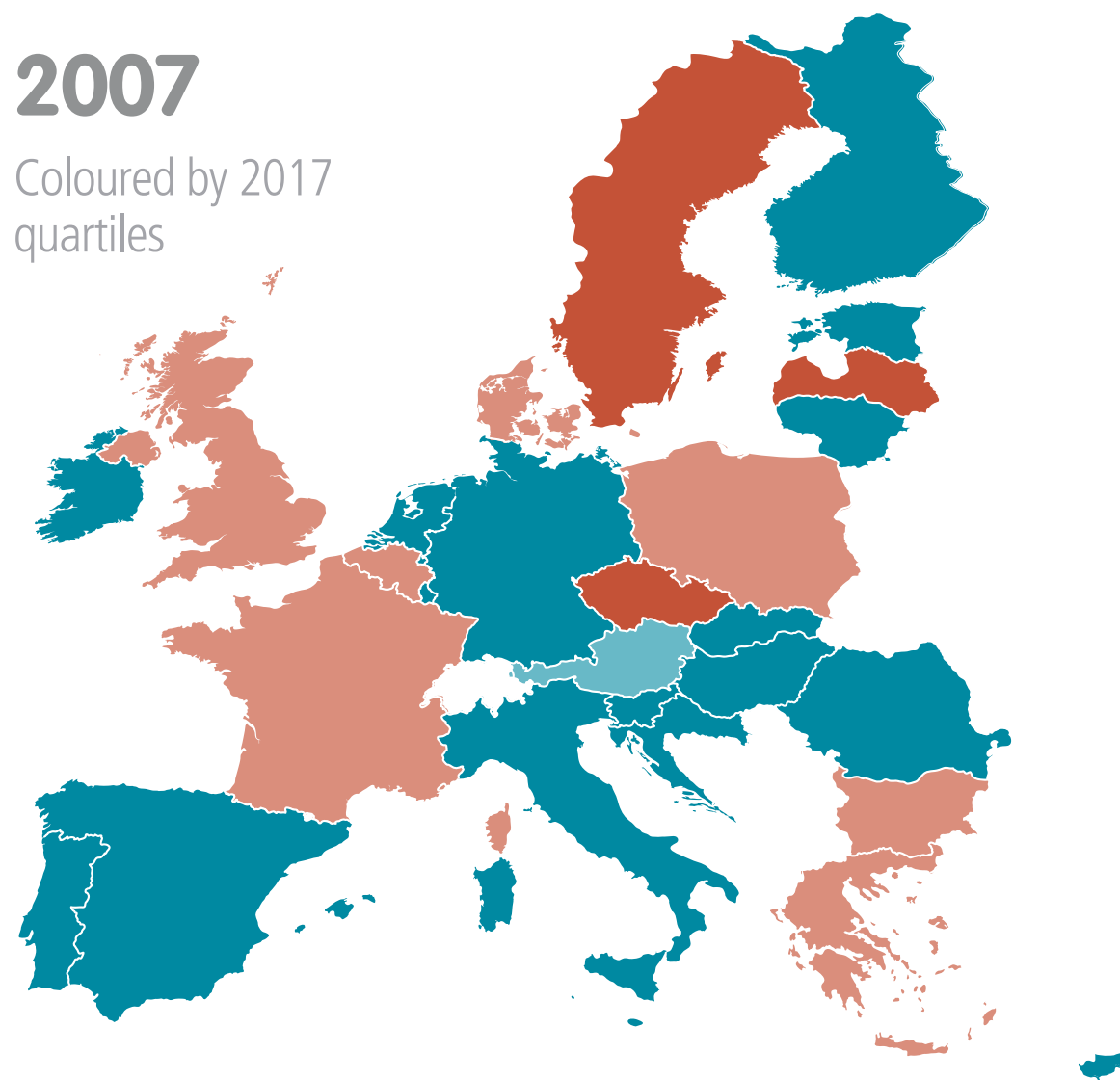
Funding

Policy Integration

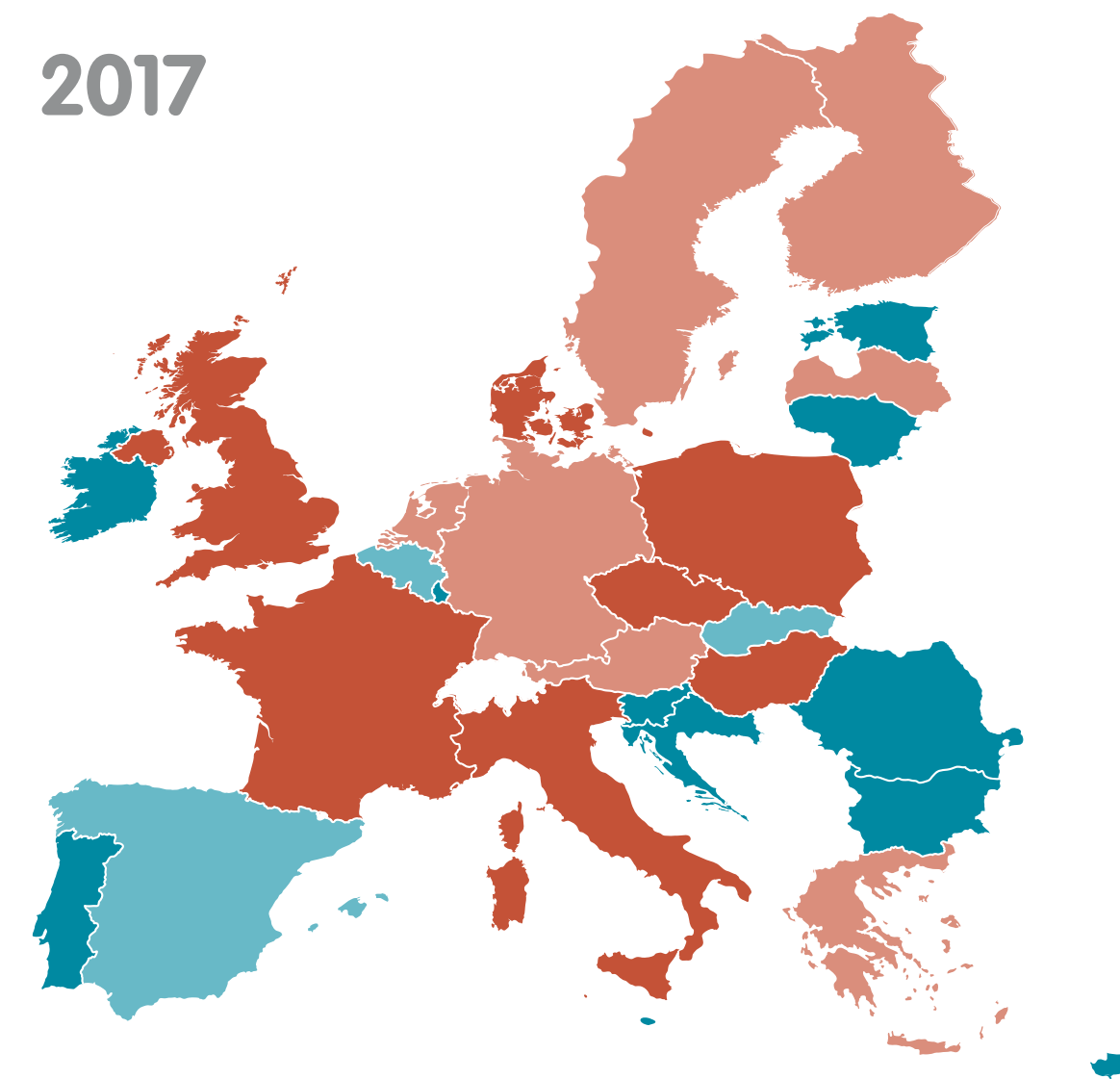
Security

2007

Coloured by 2017 quartiles



2017



Gains

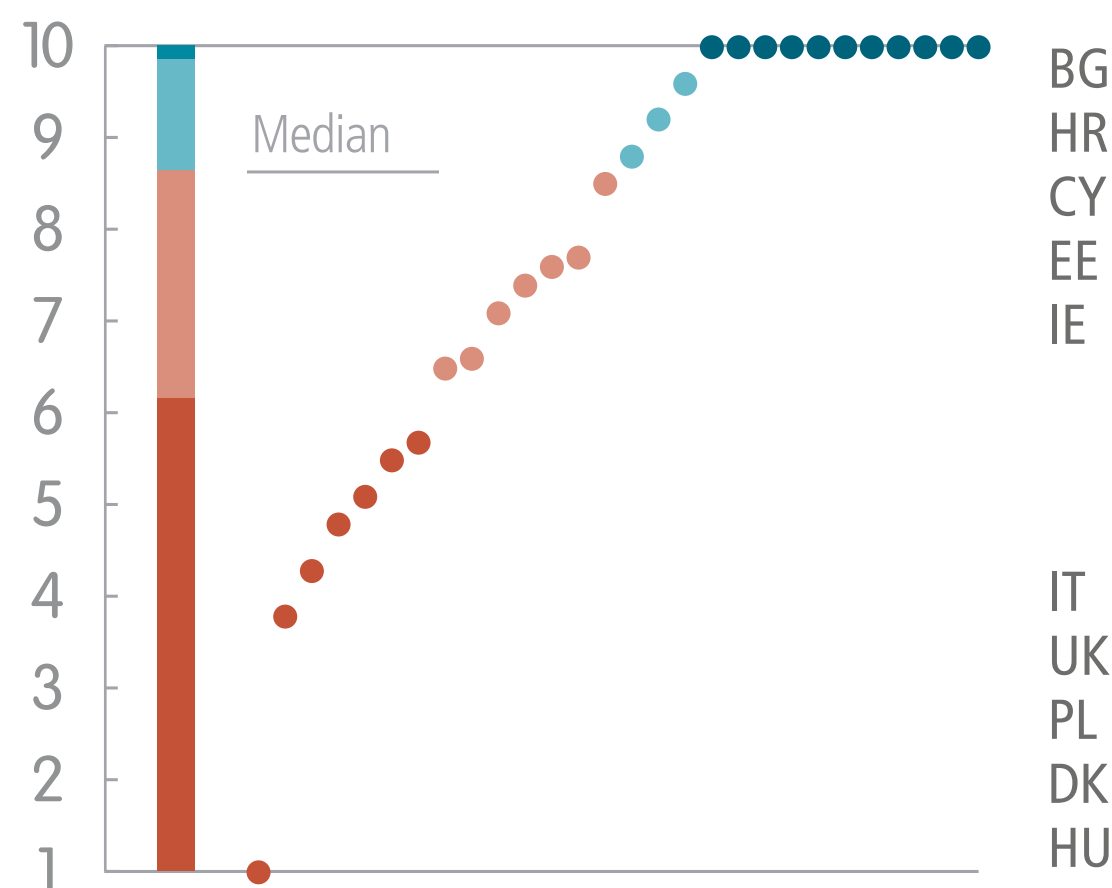
5

	2007	2017
+4.7	Czech Rep.	1.0 5.7
+4.0	Latvia	3.4 7.4
+3.1	Sweden	4.0 7.1
+2.6	Bulgaria	7.4 10.0
+1.8	Belgium	7.4 9.2

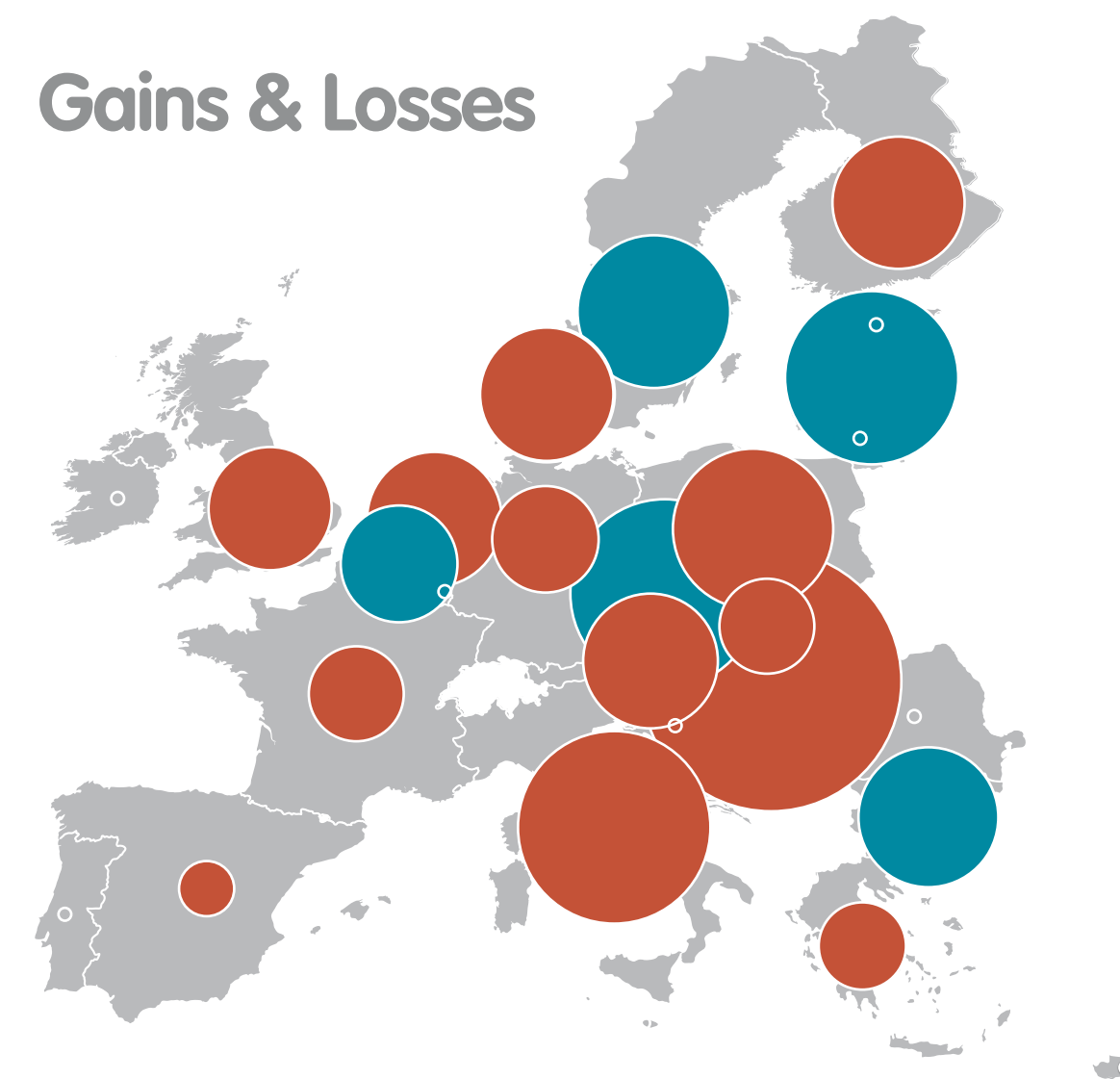
0.0

0.0	Croatia	10.0 10.0
	Cyprus	10.0 10.0
	Estonia	10.0 10.0
	Ireland	10.0 10.0
	Lithuania	10.0 10.0
	Luxembourg	10.0 10.0
	Malta	10.0 10.0
	Portugal	10.0 10.0
	Romania	10.0 10.0
	Slovenia	10.0 10.0

Quartiles 2017 : Top/Bottom 5



Gains & Losses



Losses

13

-0.4	Spain	10.0 9.6
-1.0	Greece	7.6 6.6
-1.2	Slovakia	10.0 8.8
-1.2	France	6.7 5.5
-1.5	Germany	10.0 8.5
-2.0	UK	6.8 4.8
-2.3	Finland	10.0 7.7
-2.4	Austria	8.9 6.5
-2.4	Denmark	6.2 3.8
-2.4	Netherlands	10.0 7.6
-3.4	Poland	7.7 4.3
-4.9	Italy	10.0 5.1
-9.0	Hungary	10.0 1.0

# Engagement | Votes for anti-EU parties in national elections

■ -1.4

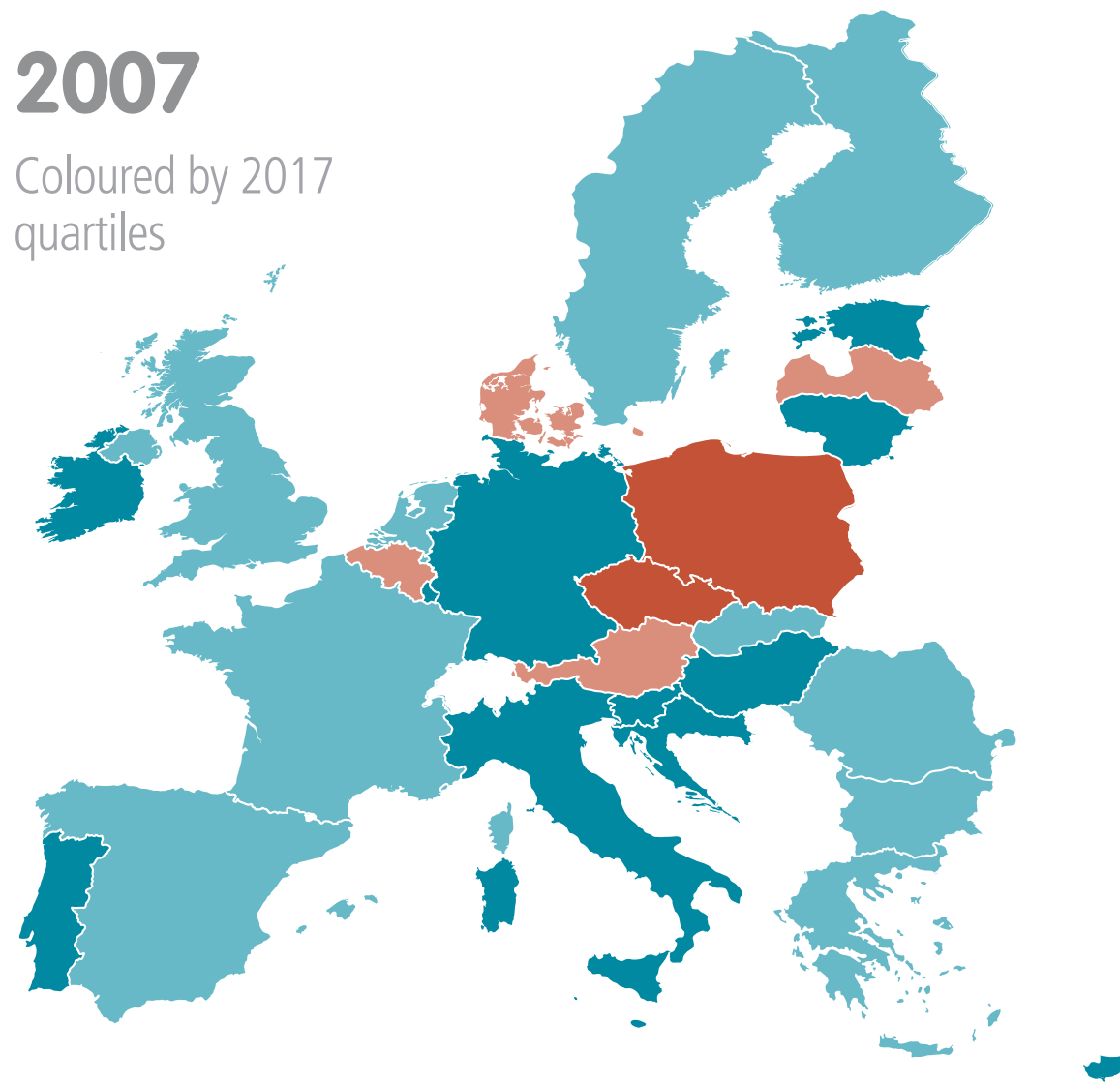
- F1 Turnout in EP elections
- F2 Votes for anti-EU parties in EP elections
- F3 Votes for anti-EU parties in national elections

## Individual Cohesion

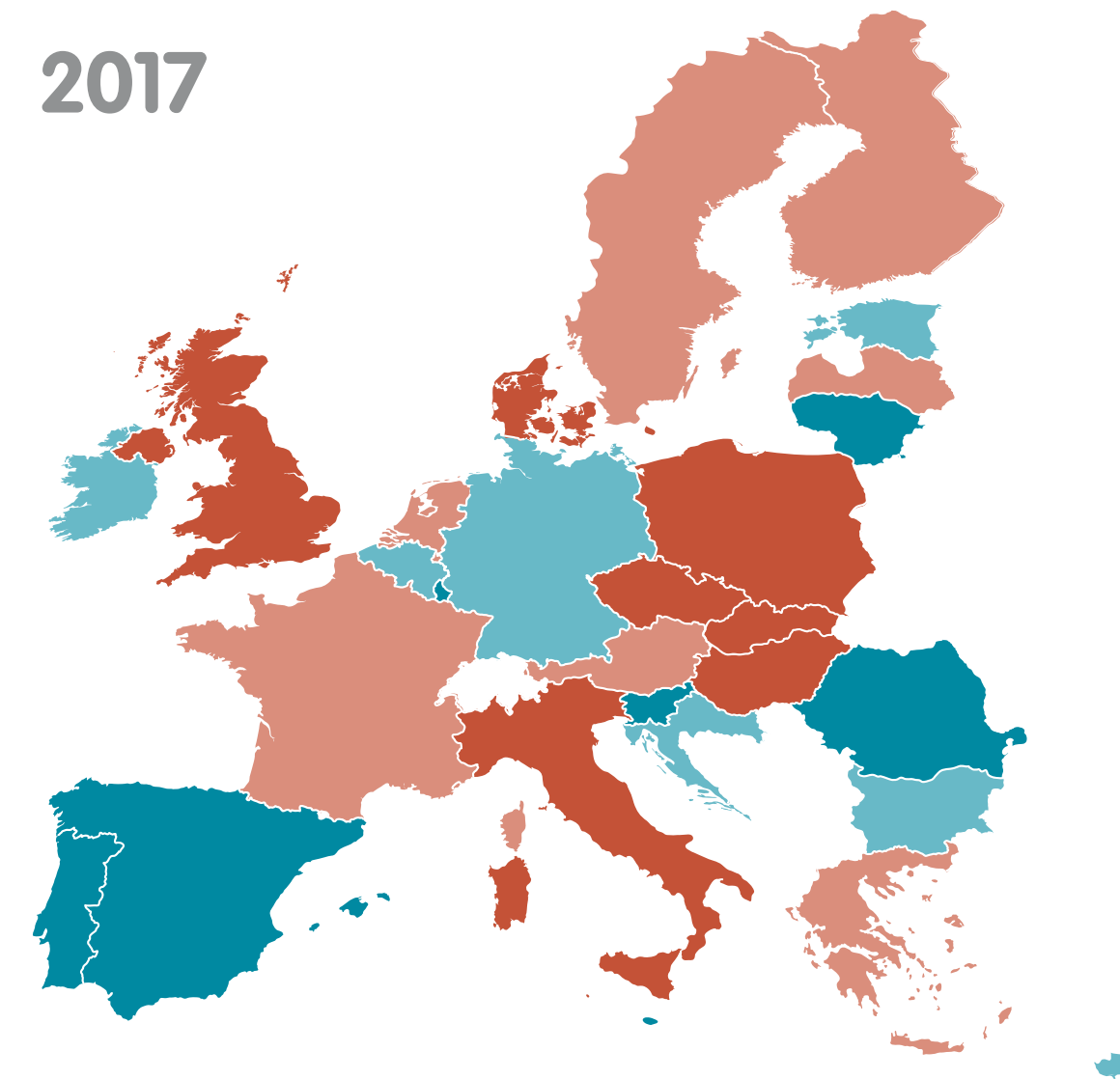
- Experience
- Engagement
- Attitudes
- Approval
- Expectations
- Structural Cohesion
- Resilience
- Economic Ties
- Funding
- Policy Integration
- Security

2007

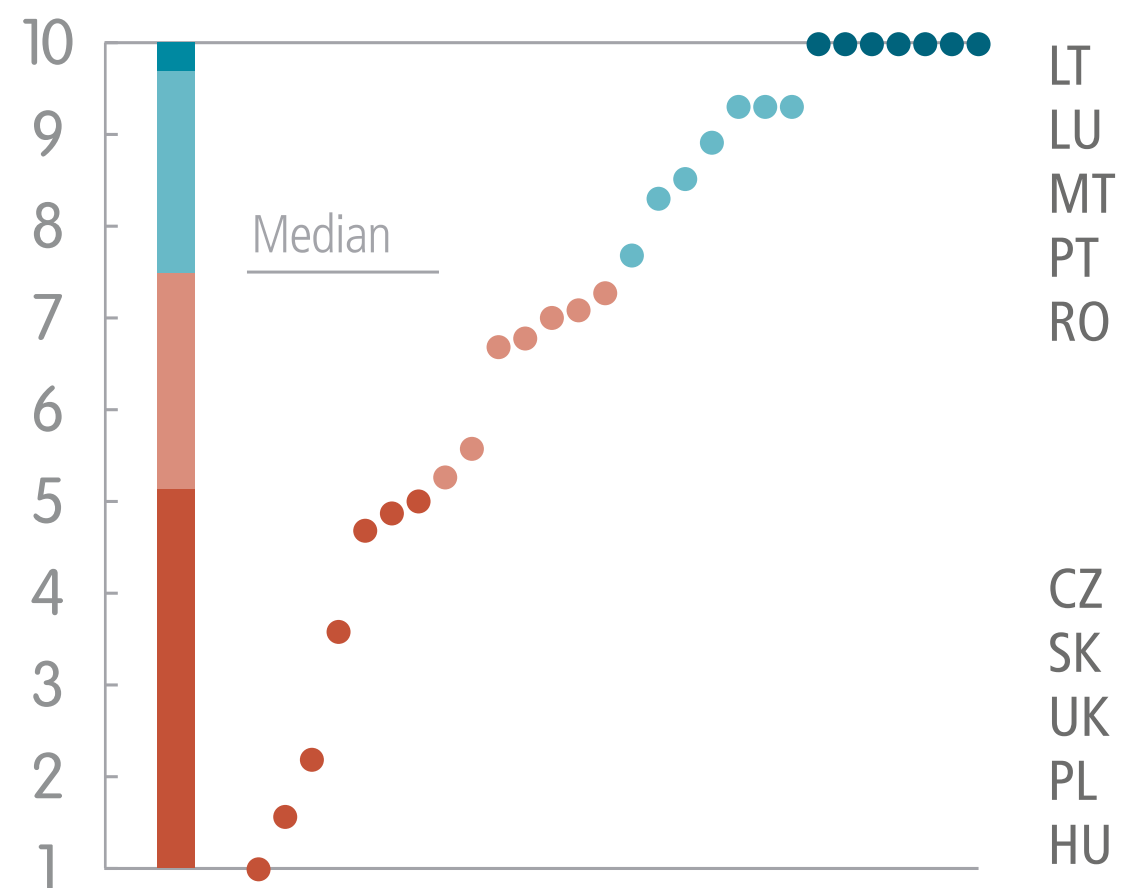
Coloured by 2017 quartiles



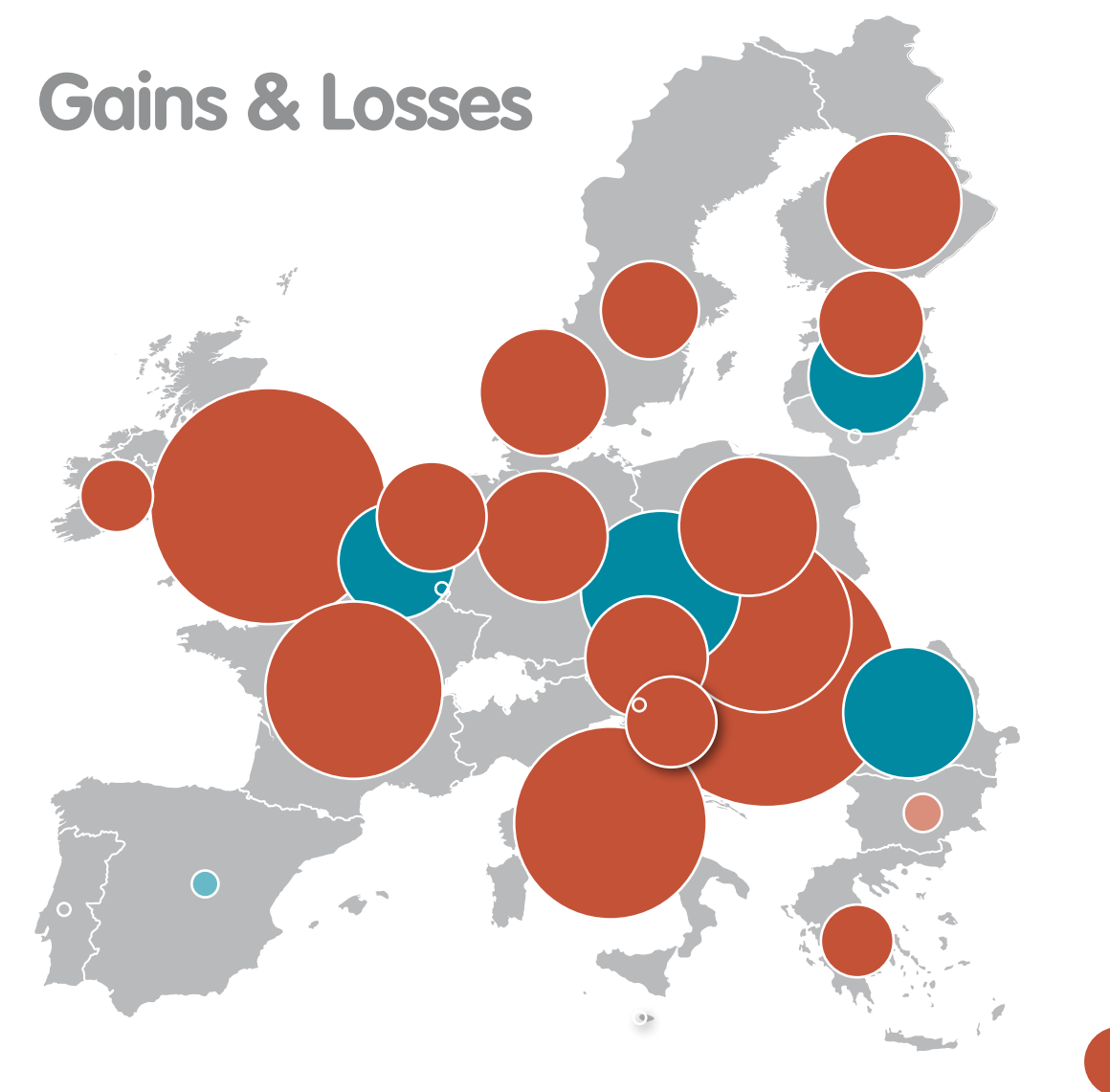
2017



Quartiles 2017 : Top/Bottom 5



Gains & Losses



		2007	2017
<b>Gains</b>	+3.4	Czech Rep.	1.3 4.7
	+2.3	Romania	7.7 10.0
	+1.8	Belgium	7.5 9.3
	+0.1	Latvia	5.2 7.0
		Spain	9.9 10.0
<b>Losses</b>	0.0	Lithuania	10.0 10.0
		Luxembourg	10.0 10.0
		Malta	10.0 10.0
		Portugal	10.0 10.0
		Slovenia	10.0 10.0
	-0.2	Bulgaria	8.5 8.3
	-0.7	Cyprus	10.0 9.3
		Ireland	10.0 9.3
		Greece	7.8 7.1
	-1.1	Croatia	10.0 8.9
	-1.3	Sweden	8.0 6.7
	-1.5	Estonia	10.0 8.5
	-1.6	Netherlands	8.9 7.3
-2.0	Austria	7.3 5.3	
-2.2	Denmark	7.1 4.9	
-2.3	Germany	10.0 7.7	
-2.5	Finland	9.3 6.8	
-2.6	Poland	4.2 1.6	
-4.2	France	9.8 5.6	
-4.3	Slovakia	7.9 3.6	
-5.0	Italy	10.0 5.0	
-7.5	UK	9.7 2.2	
-9.0	Hungary	10.0 1.0	

# Attitudes | 11-year trend | +0.1

Premise: Positive views of the European project and the EU at large are a precondition for European Cohesion.

- F1** Trust in the European Union -1.0
- F2** Image of the European Union -1.2
- F3** National interests in the EU +0.8
- F4** Perception of European identity +1.1
- F5** Satisfaction with democracy in the EU -0.1
- F6** Feeling of attachment to the EU +1.1

## Individual Cohesion

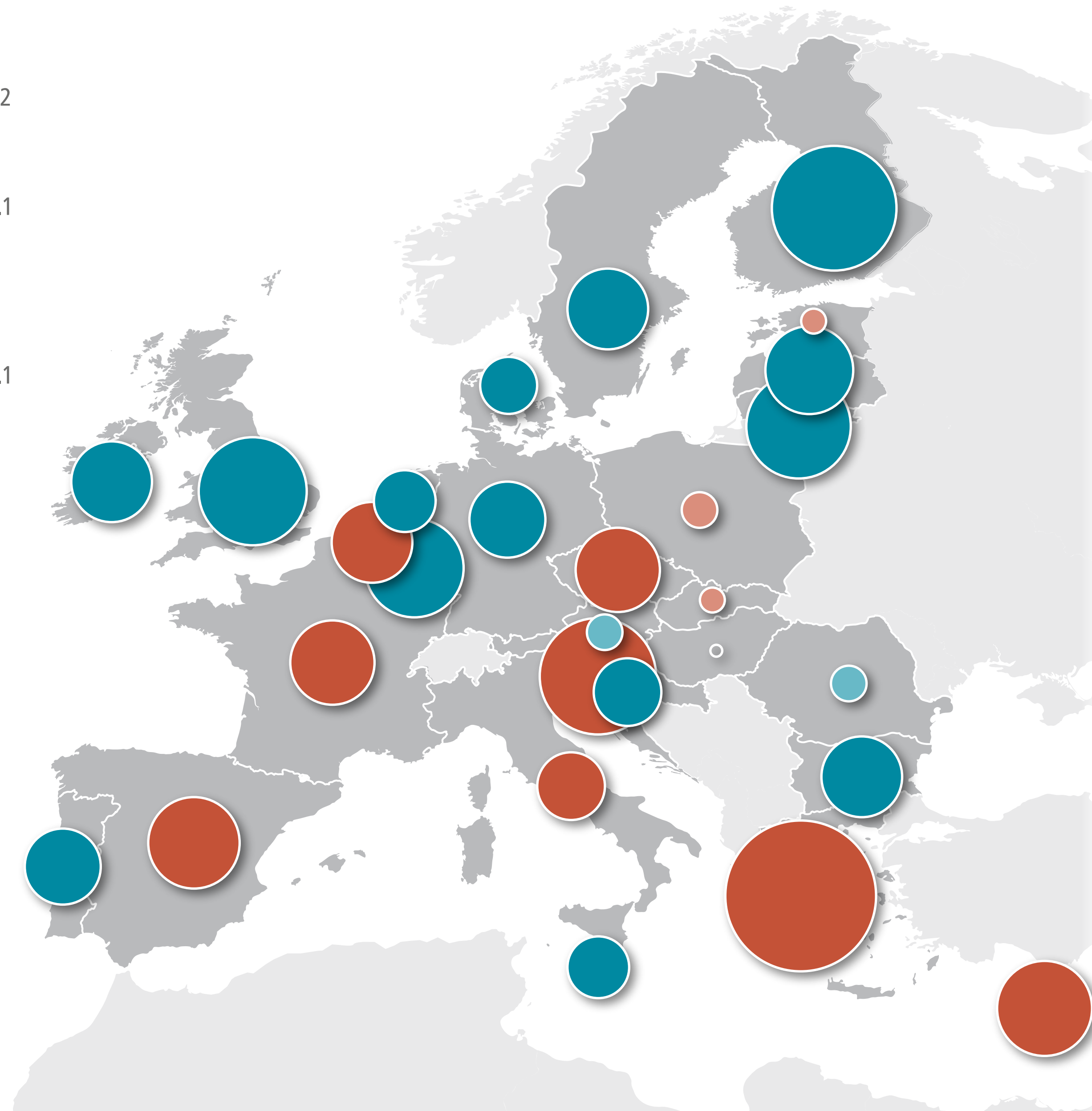
Experience  
Engagement

## Attitudes

Approval  
Expectations

## Structural Cohesion

Resilience  
Economic Ties  
Funding  
Policy Integration  
Security



		2007	2017	
<b>Gains</b> 16	+2.4	Finland	3.8	6.2
	+1.8	UK	2.8	4.6
	+1.7	Lithuania	5.3	7.0
	+1.5	Luxembourg	7.3	8.8
	+1.2	Latvia	5.0	6.2
	+1.0	Bulgaria	5.1	6.1
		Ireland	6.3	7.3
		Sweden	5.2	6.2
	+0.9	Germany	6.2	7.1
	+0.7	Portugal	5.7	6.6
	+0.6	Croatia	4.6	5.3
	+0.6	Malta	6.7	7.3
	+0.5	Netherlands	5.5	6.1
	+0.5	Denmark	6.4	6.9
	+0.2	Romania	6.2	6.4
		Austria	4.9	5.1
	0.0	Hungary	5.8	5.8
<b>Losses</b> 11	-0.1	Estonia	6.0	5.9
	-0.2	Slovakia	5.5	5.4
	-0.7	Poland	7.0	6.8
	-1.0	Italy	5.4	4.7
	-1.1	Belgium	7.9	6.9
	-1.1	France	6.6	5.5
	-1.3	Czech Rep.	5.4	4.3
	-1.4	Spain	7.0	5.7
	-2.1	Cyprus	5.2	3.8
	-2.1	Slovenia	7.0	4.9
	-3.5	Greece	6.1	2.6

# Attitudes | Trust in the European Union ■ -1.0

- F1** Trust in the European Union
- F2 Image of the European Union
- F3 National interests in the EU
- F4 Perception of European identity
- F5 Satisfaction with democracy in the EU
- F6 Feeling of attachment to the EU

## Individual Cohesion

- Experience
- Engagement

## Attitudes

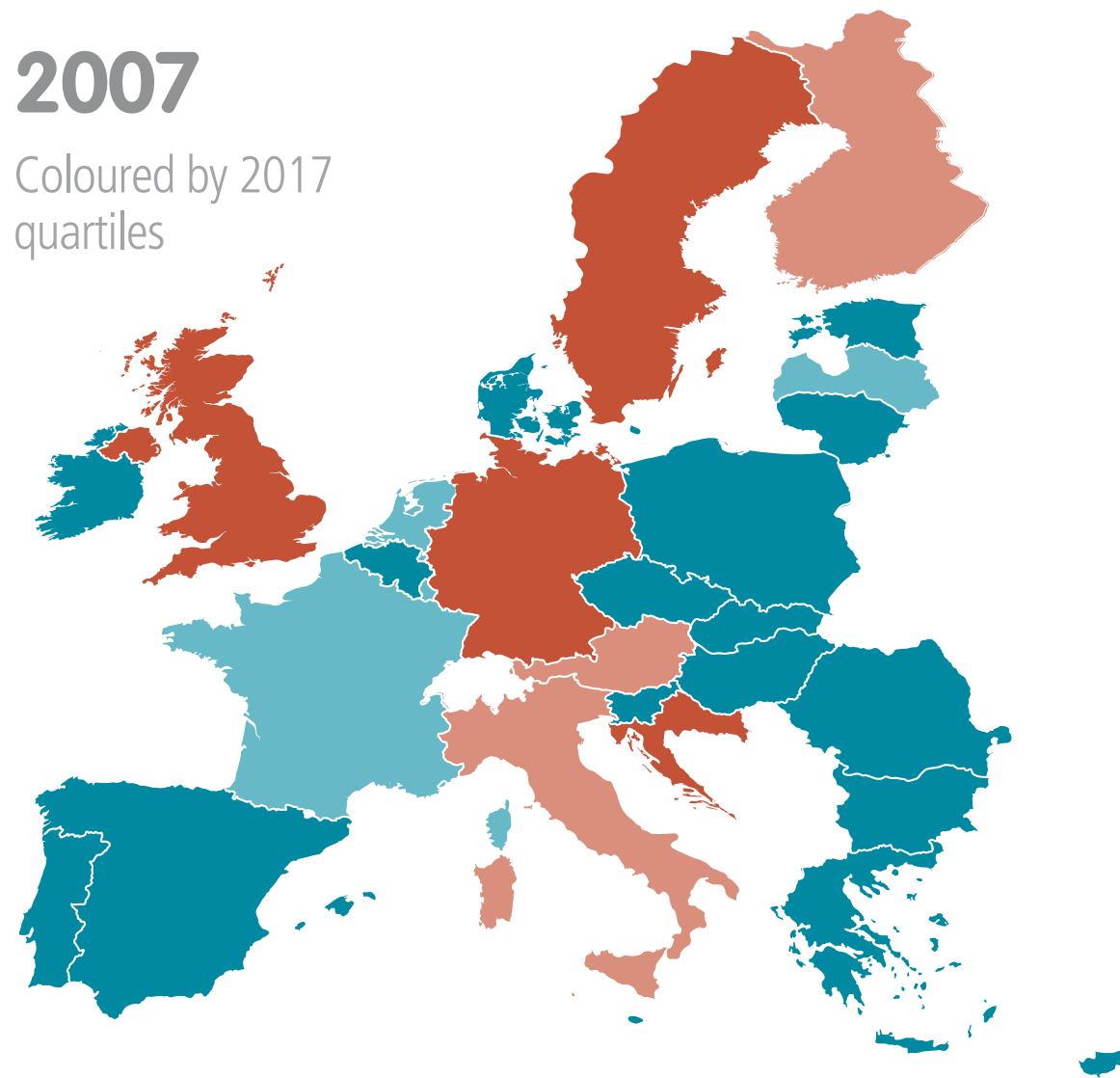
- Approval
- Expectations

## Structural Cohesion

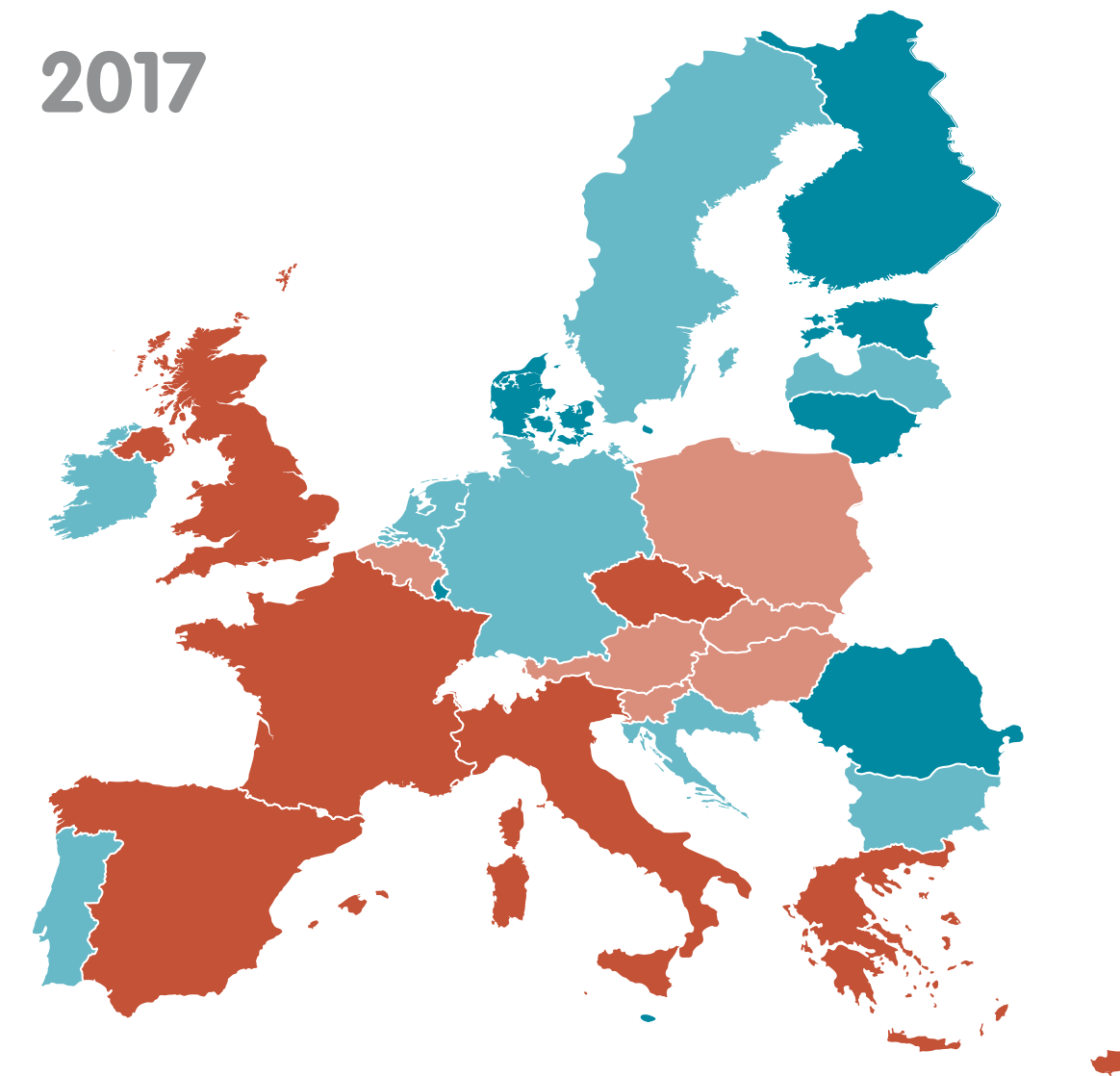
- Resilience
- Economic Ties
- Funding
- Policy Integration
- Security

2007

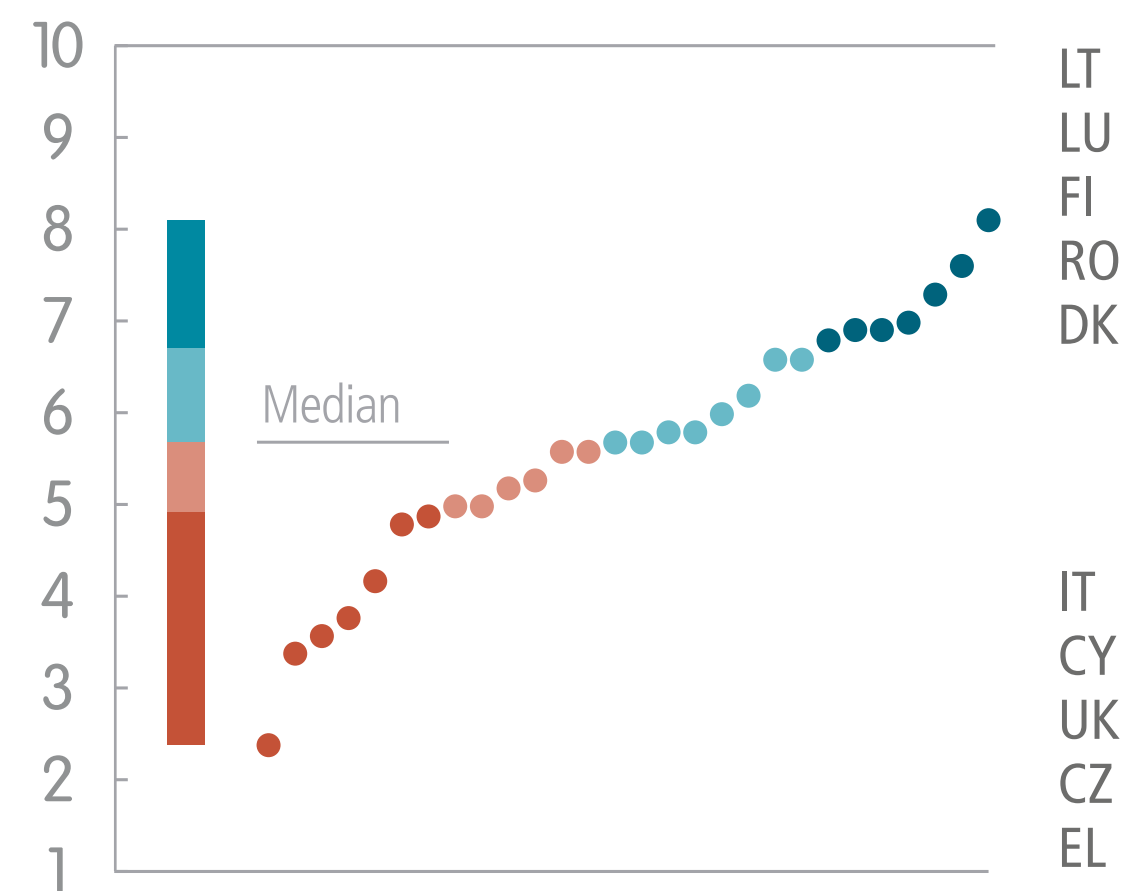
Coloured by 2017 quartiles



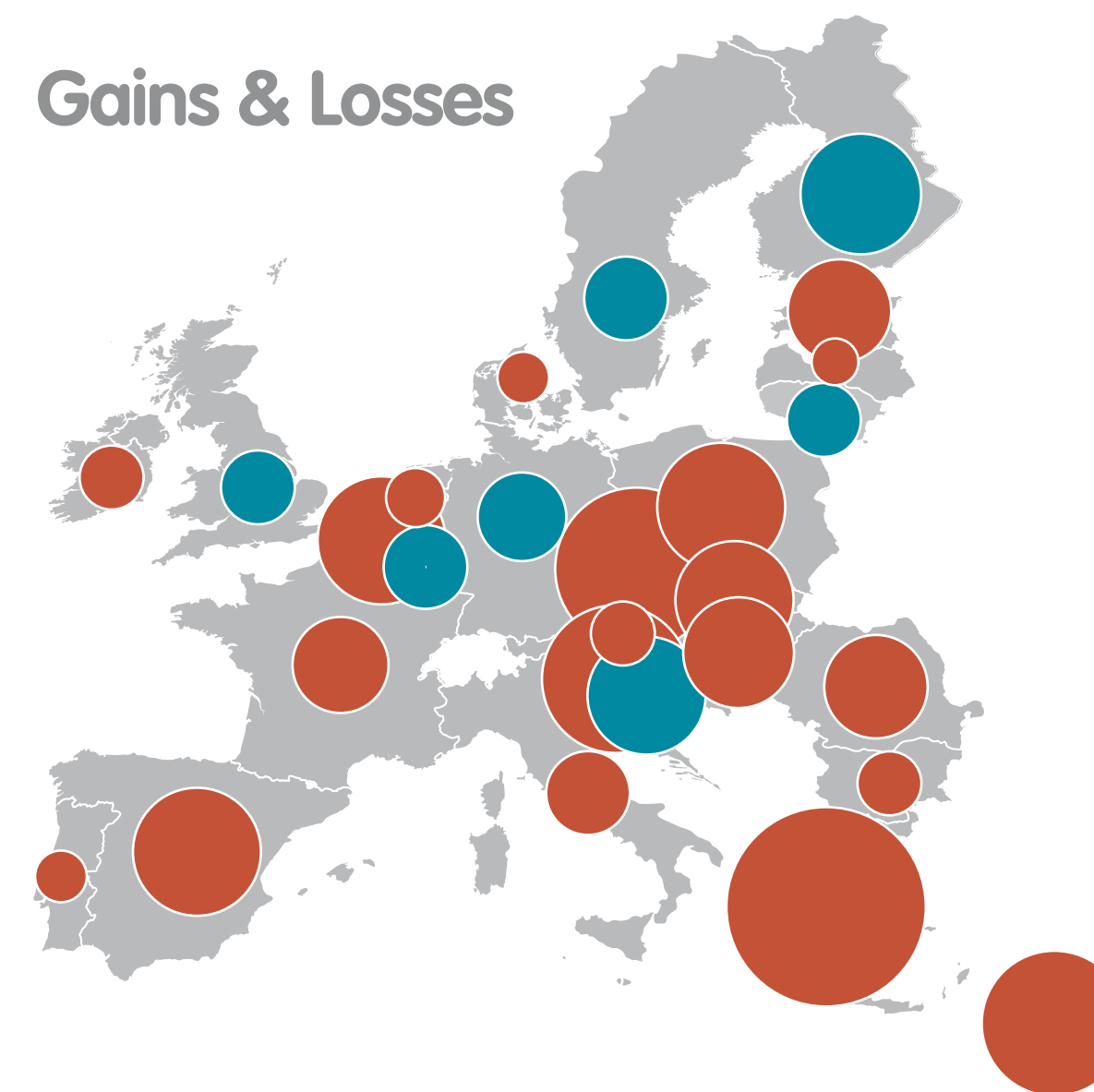
2017



Quartiles 2017 : Top/Bottom 5



Gains & Losses



		2007	2017
<b>Gains</b> 7	+2.1	Finland	5.2 7.3
	+2.0	Croatia	3.7 5.7
	+1.1	Germany	4.6 5.7
	+1.0	Luxembourg	6.6 7.6
		Sweden	4.8 5.8
	+0.8	UK	2.8 3.6
		Lithuania	7.3 8.1
0.0	Malta	6.9 6.9	
<b>Losses</b> 20	-0.3	Latvia	6.1 5.8
	-0.4	Denmark	7.3 6.9
		Portugal	7.0 6.6
	-0.5	Netherlands	6.5 6.0
	-0.6	Austria	5.6 5.0
		Ireland	6.8 6.2
		Bulgaria	7.2 6.6
	-1.0	Italy	5.2 4.2
	-1.3	France	6.2 4.9
	-1.5	Romania	8.5 7.0
		Estonia	8.3 6.8
	-1.8	Hungary	7.4 5.6
	-2.0	Slovakia	7.2 5.2
-2.4	Poland	7.7 5.3	
	Spain	7.2 4.8	
-2.5	Belgium	8.1 5.6	
-3.0	Cyprus	6.8 3.8	
-3.1	Slovenia	8.1 5.0	
-3.8	Czech Rep.	7.2 3.4	
-5.7	Greece	8.1 2.4	

# Attitudes | Positive image of the European Union ■ -1.2

- F1 Trust in the European Union
- F2 Image of the European Union**
- F3 National interests in the EU
- F4 Perception of European identity
- F5 Satisfaction with democracy in the EU
- F6 Feeling of attachment to the EU

## Individual Cohesion

- Experience
- Engagement

## Attitudes

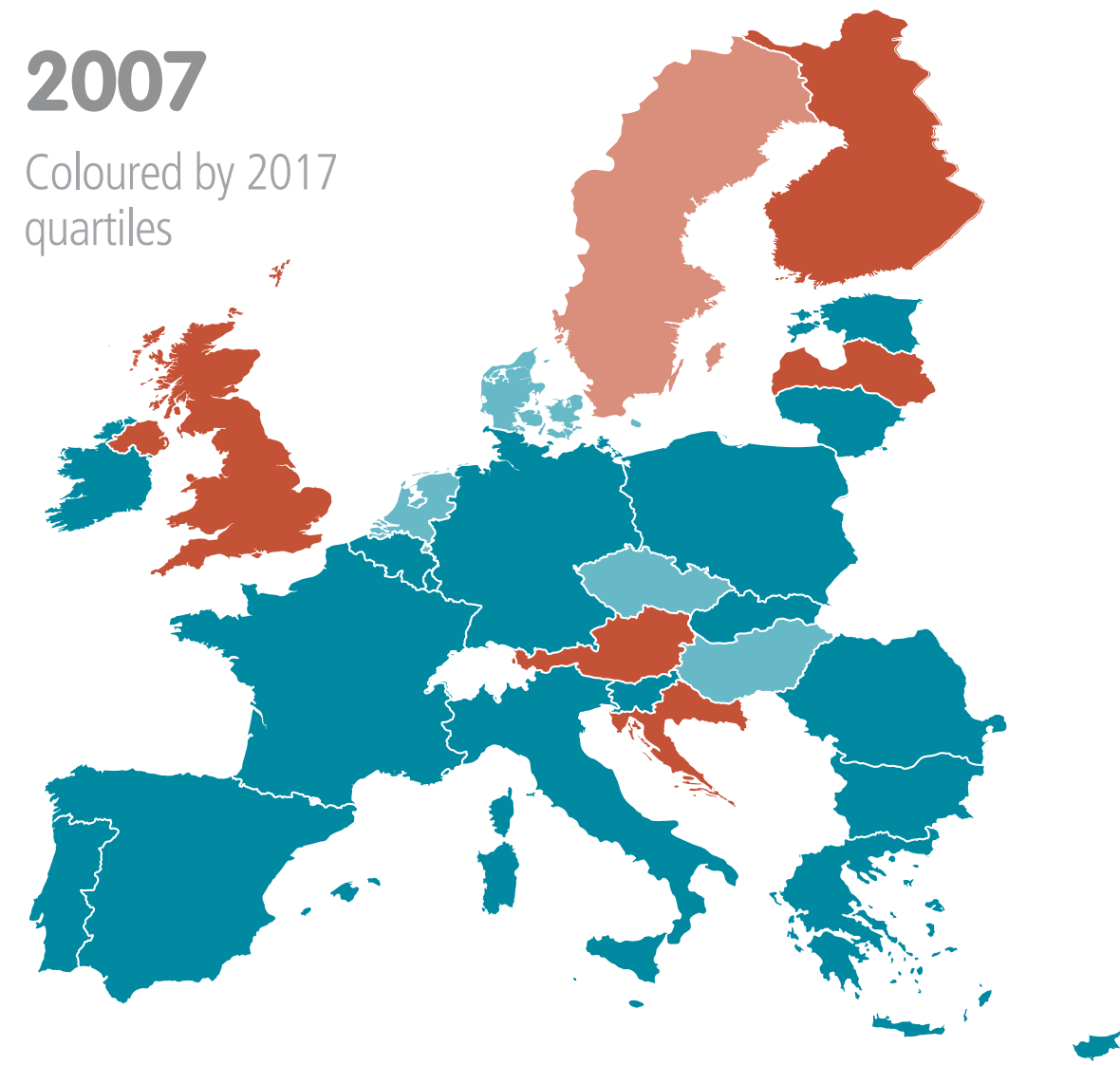
- Approval
- Expectations

## Structural Cohesion

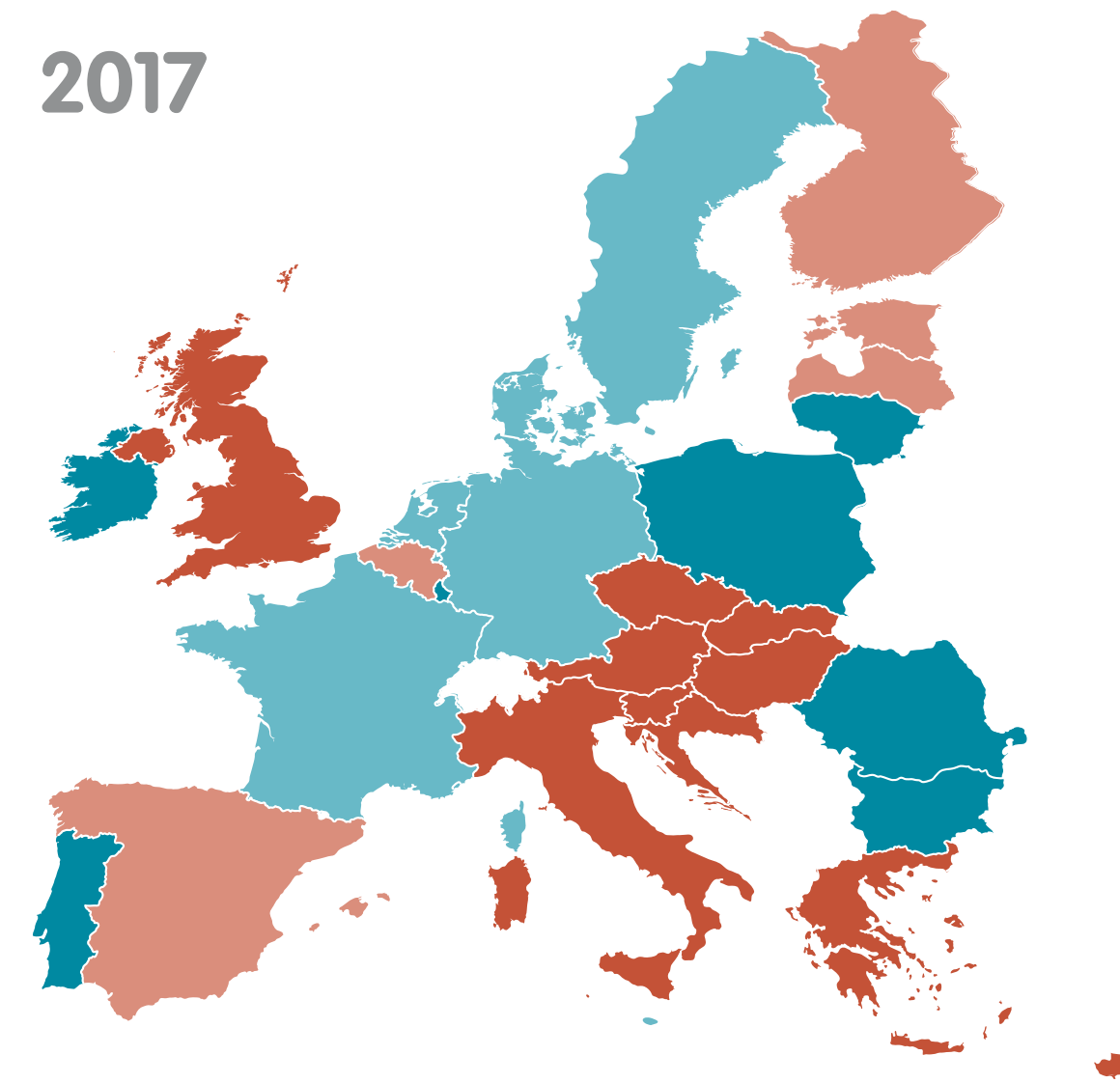
- Resilience
- Economic Ties
- Funding
- Policy Integration
- Security

2007

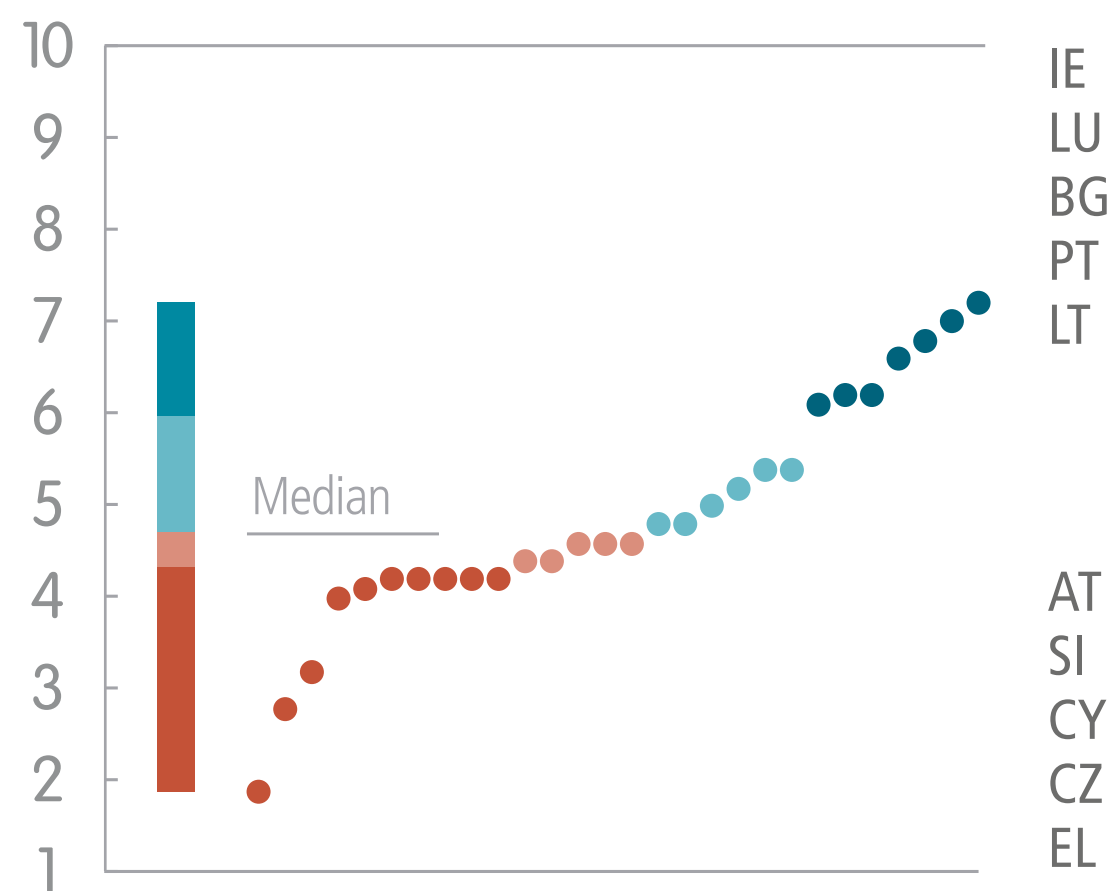
Coloured by 2017 quartiles



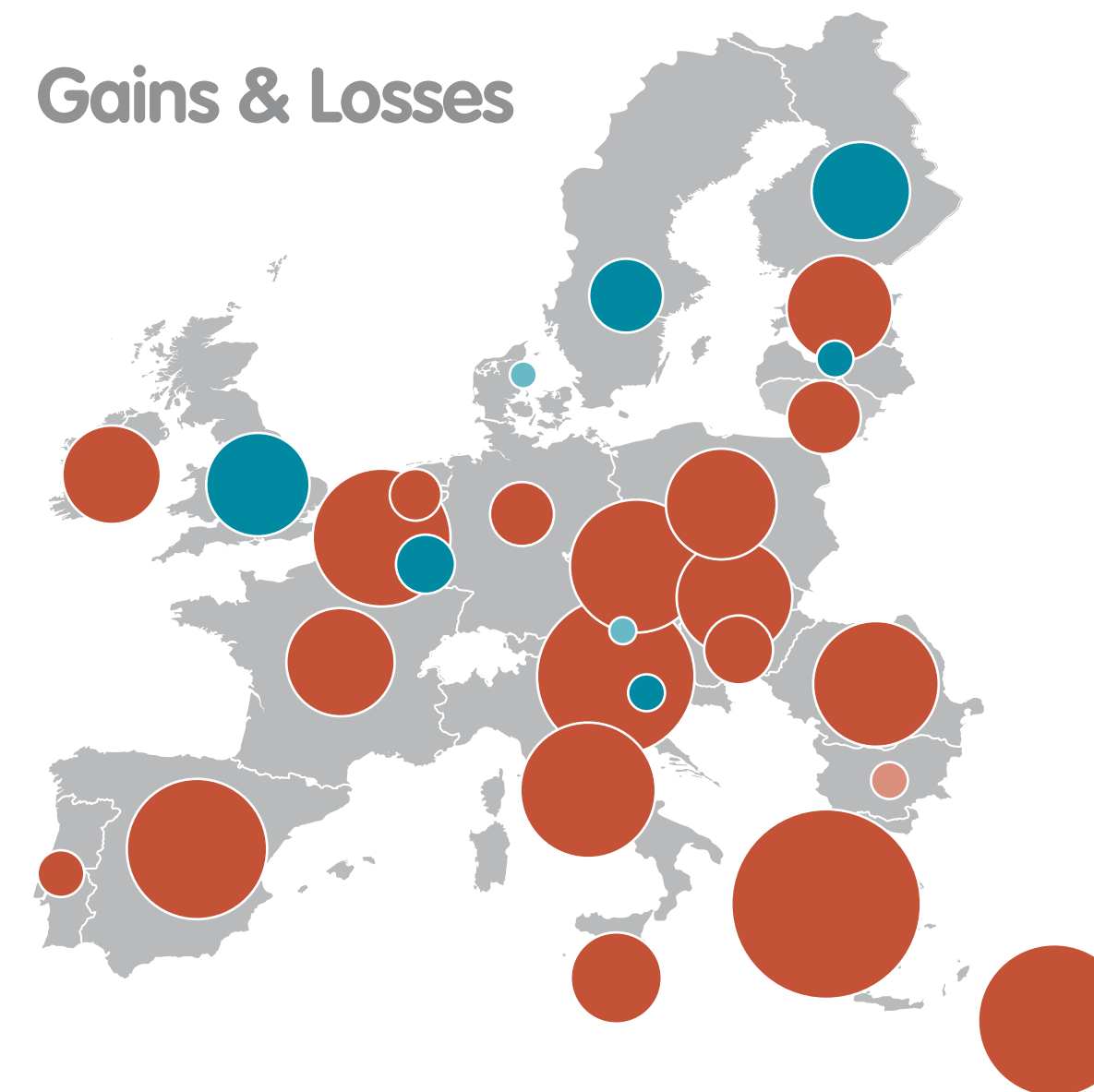
2017



Quartiles 2017 : Top/Bottom 5



Gains & Losses



		2007	2017
<b>Gains</b> 8	+1.5	UK	2.7 4.2
	+1.4	Finland	3.2 4.6
	+0.8	Sweden	4.4 5.2
	+0.5	Luxembourg	6.5 7.0
	+0.2	Croatia	4.0 4.2
		Latvia	4.2 4.4
	+0.1	Austria	4.0 4.1
		Denmark	4.9 5.0
<b>Losses</b> 20	-0.2	Bulgaria	7.0 6.8
	-0.3	Portugal	6.9 6.6
	-0.4	Netherlands	5.2 4.8
	-0.6	Germany	6.0 5.4
	-0.7	Hungary	4.9 4.2
	-0.8	Lithuania	7.0 6.2
	-1.2	Malta	6.6 5.4
	-1.4	Ireland	8.6 7.2
	-1.6	Estonia	6.2 4.6
	-1.7	France	6.5 4.8
	-1.8	Poland	7.9 6.1
	-1.9	Slovakia	6.1 4.2
	-2.3	Romania	8.5 6.2
	-2.5	Czech Rep.	5.3 2.8
	-2.6	Italy	6.8 4.2
	-2.7	Belgium	7.3 4.6
-2.8	Spain	7.2 4.4	
-3.3	Cyprus	6.5 3.2	
-3.6	Slovenia	7.6 4.0	
-5.1	Greece	7.0 1.9	

# Attitudes | National interests in the EU ■ +0.8

- F1 Trust in the European Union
- F2 Image of the European Union
- F3 National interests in the EU**
- F4 Perception of European identity
- F5 Satisfaction with democracy in the EU
- F6 Feeling of attachment to the EU

## Individual Cohesion

- Experience
- Engagement

## Attitudes

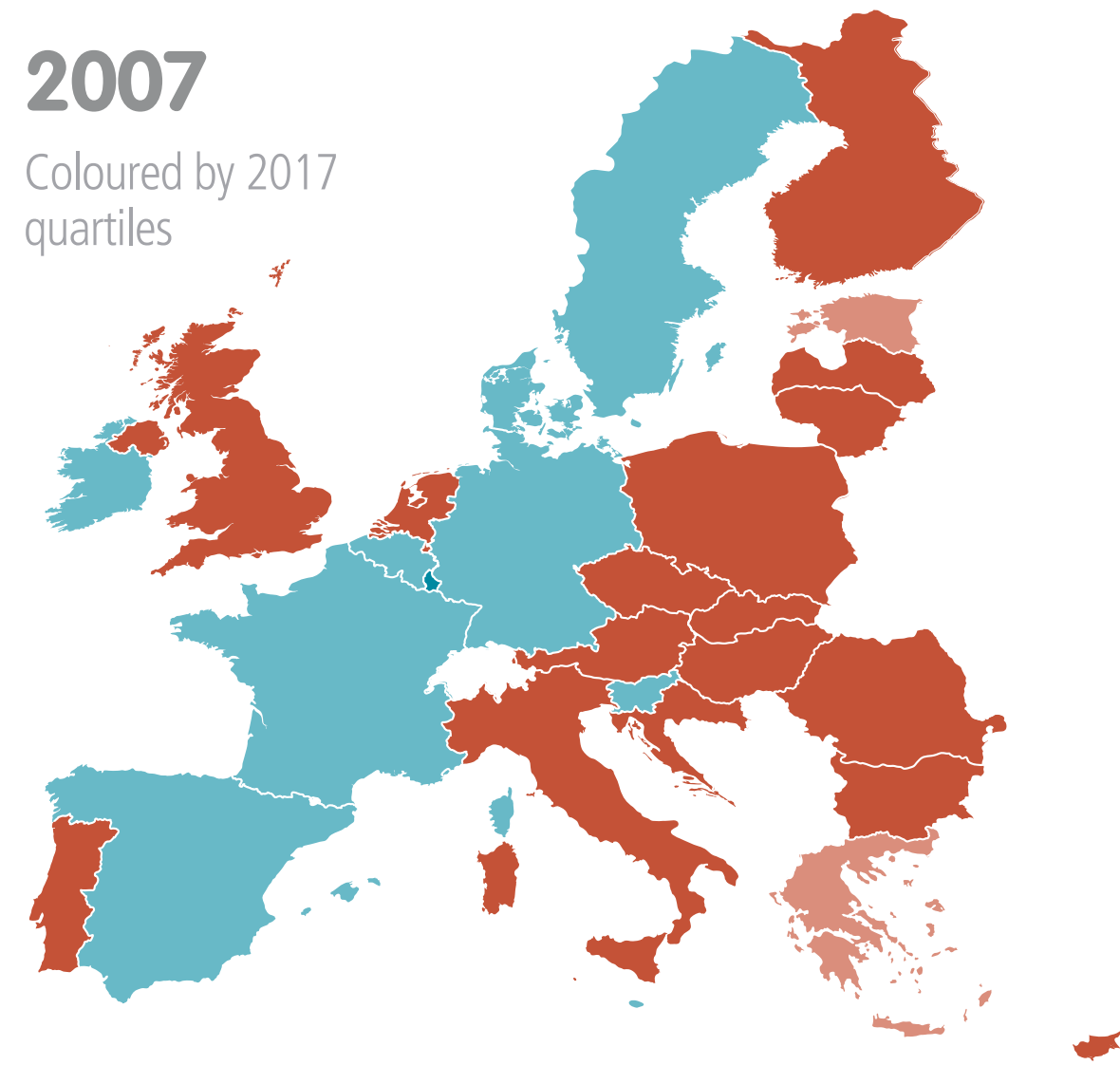
- Approval
- Expectations

## Structural Cohesion

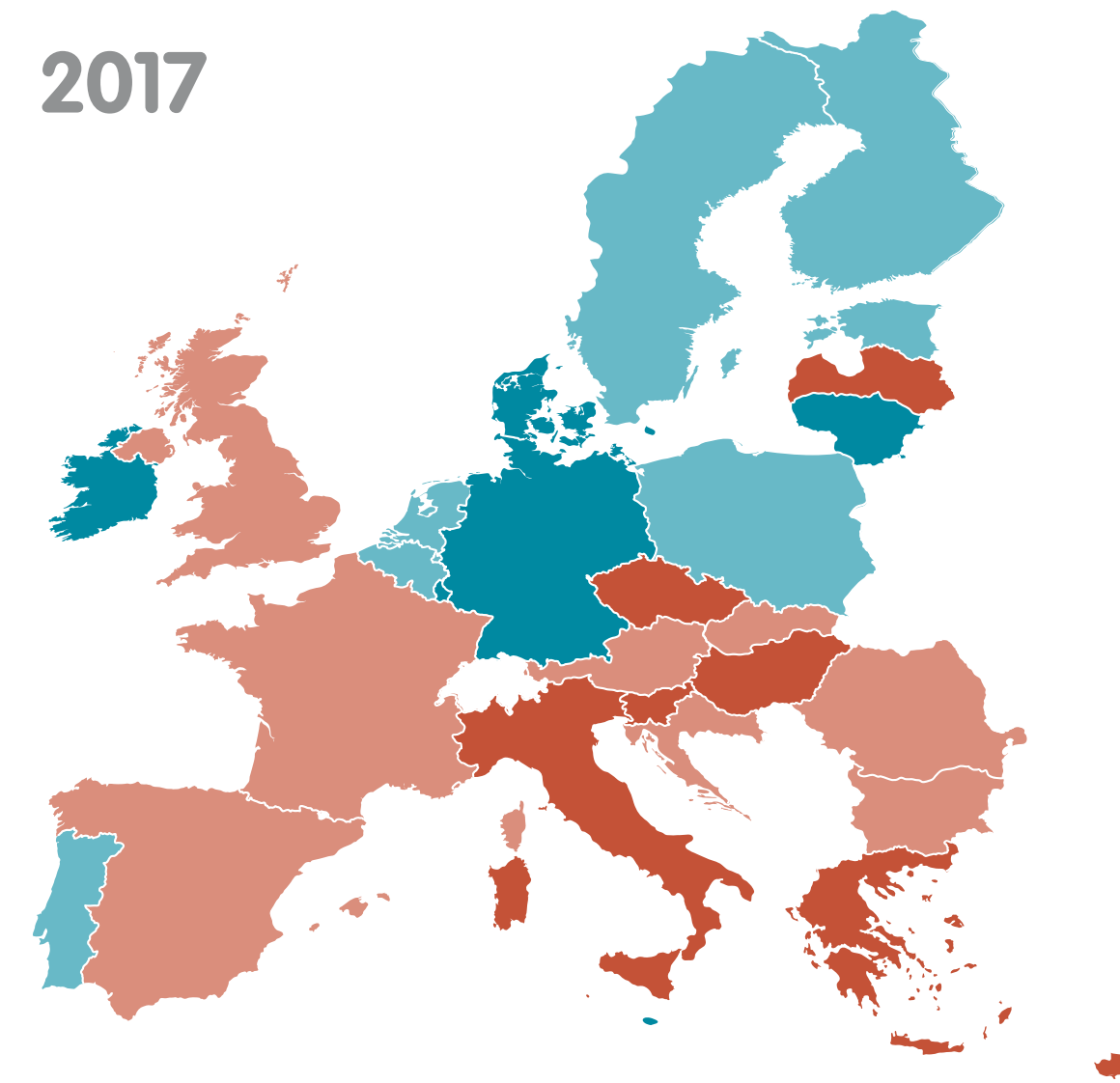
- Resilience
- Economic Ties
- Funding
- Policy Integration
- Security

2007

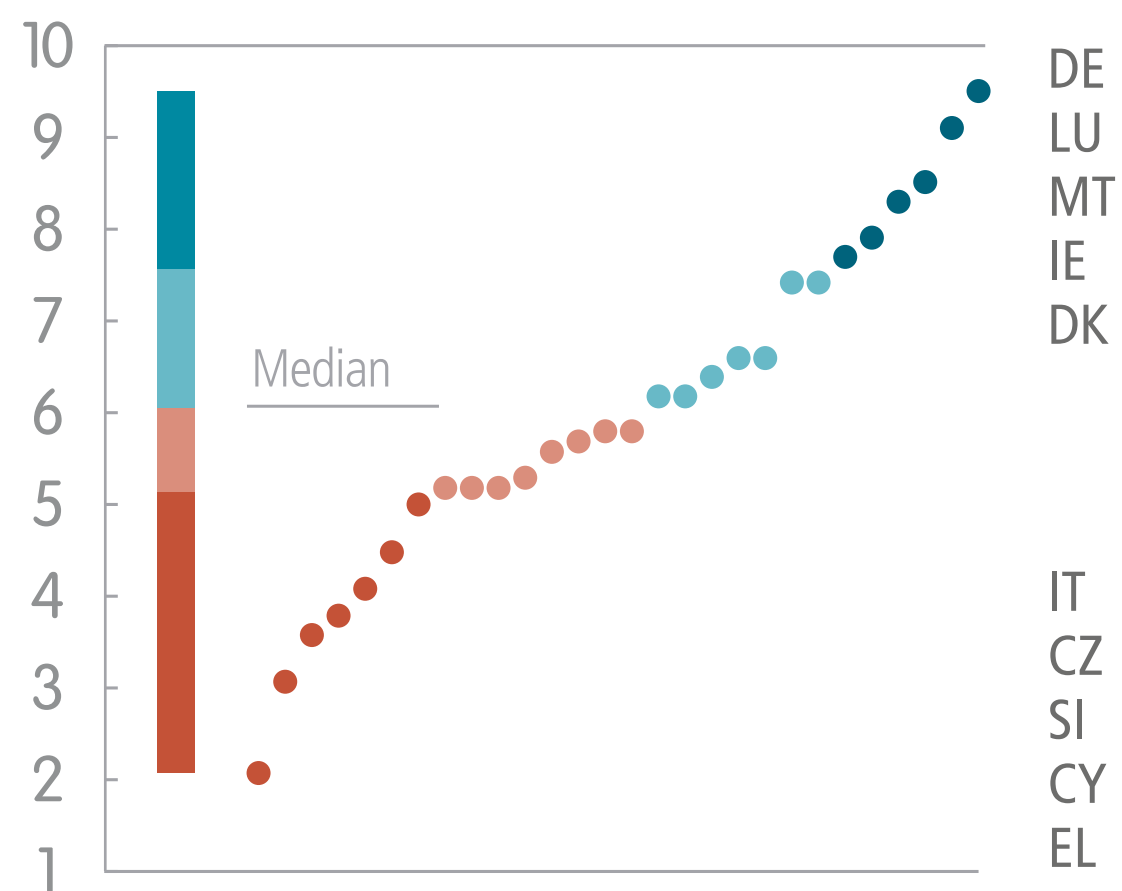
Coloured by 2017 quartiles



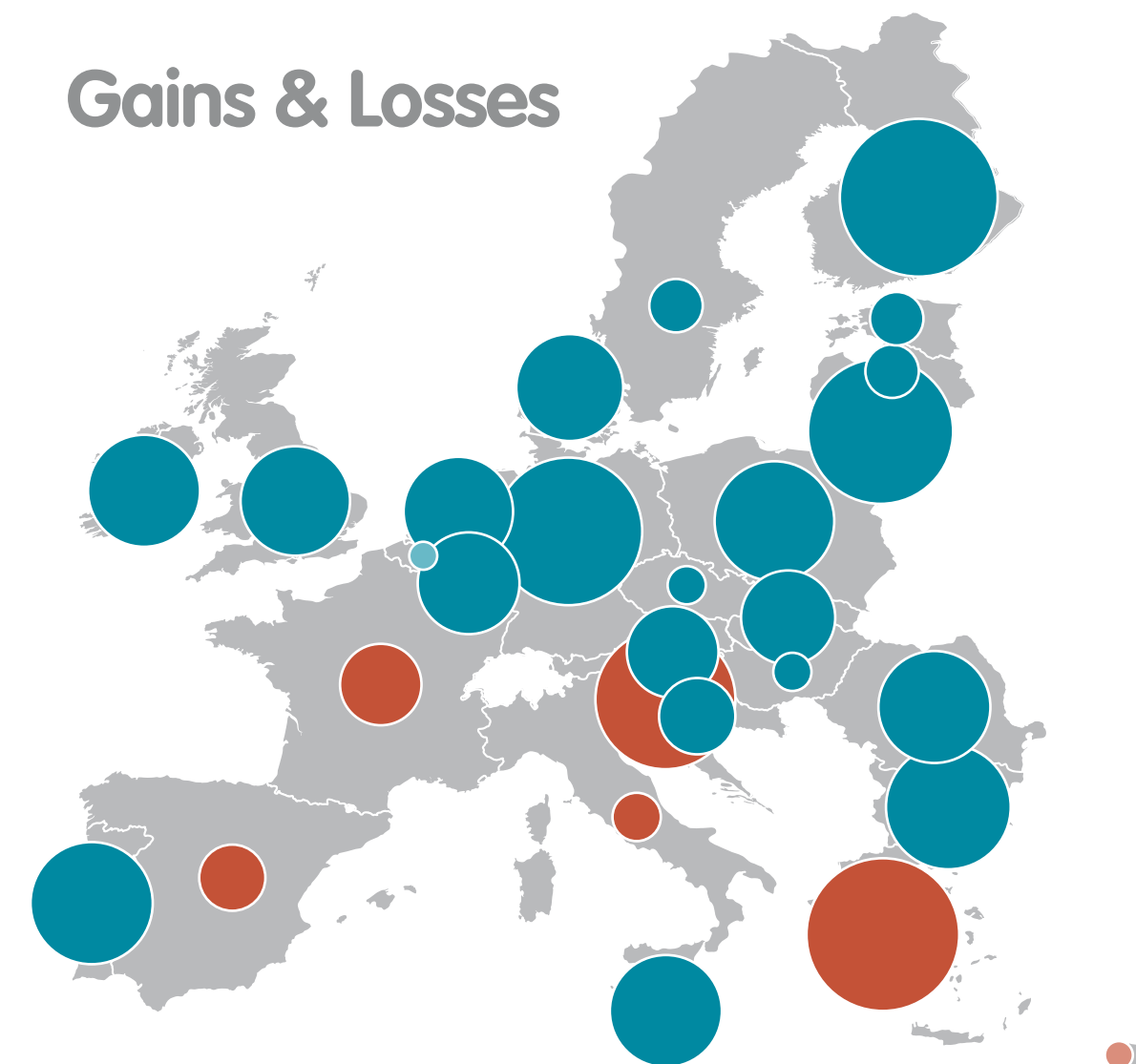
2017



Quartiles 2017 : Top/Bottom 5



Gains & Losses



		2007	2017	
<b>Gains</b>	+3.3	Finland	2.9	6.2
	+2.9	Germany	6.6	9.5
	+2.8	Lithuania	4.9	7.7
	+2.1	Bulgaria	3.2	5.3
	+2.0	Portugal	4.6	6.6
	+1.9	Poland	4.5	6.4
	+1.7	Ireland	6.6	8.3
	+1.7	Malta	6.8	8.5
	+1.7	Romania	4.1	5.8
	+1.6	UK	3.6	5.2
	+1.6	Netherlands	5.0	6.6
	+1.5	Denmark	6.4	7.9
	+1.4	Luxembourg	7.7	9.1
	+1.2	Slovakia	4.0	5.2
	+1.1	Austria	4.6	5.7
	+0.8	Croatia	4.4	5.2
	+0.4	Estonia	5.8	6.2
	+0.4	Latvia	4.1	4.5
	+0.4	Sweden	7.0	7.4
	+0.2	Hungary	4.8	5.0
	+0.2	Czech Rep.	3.6	3.8
	+0.1	Belgium	7.3	7.4
<b>Losses</b>	-0.1	Cyprus	3.2	3.1
	-0.3	Italy	4.4	4.1
	-0.6	Spain	6.4	5.8
	-0.9	France	6.5	5.6
	-2.6	Slovenia	6.2	3.6
-3.1	Greece	5.2	2.1	

# Attitudes | Perception of European identity ■ +1.1

- F1 Trust in the European Union
- F2 Image of the European Union
- F3 National interests in the EU
- F4 Perception of European identity**
- F5 Satisfaction with democracy in the EU
- F6 Feeling of attachment to the EU

## Individual Cohesion

- Experience
- Engagement

## Attitudes

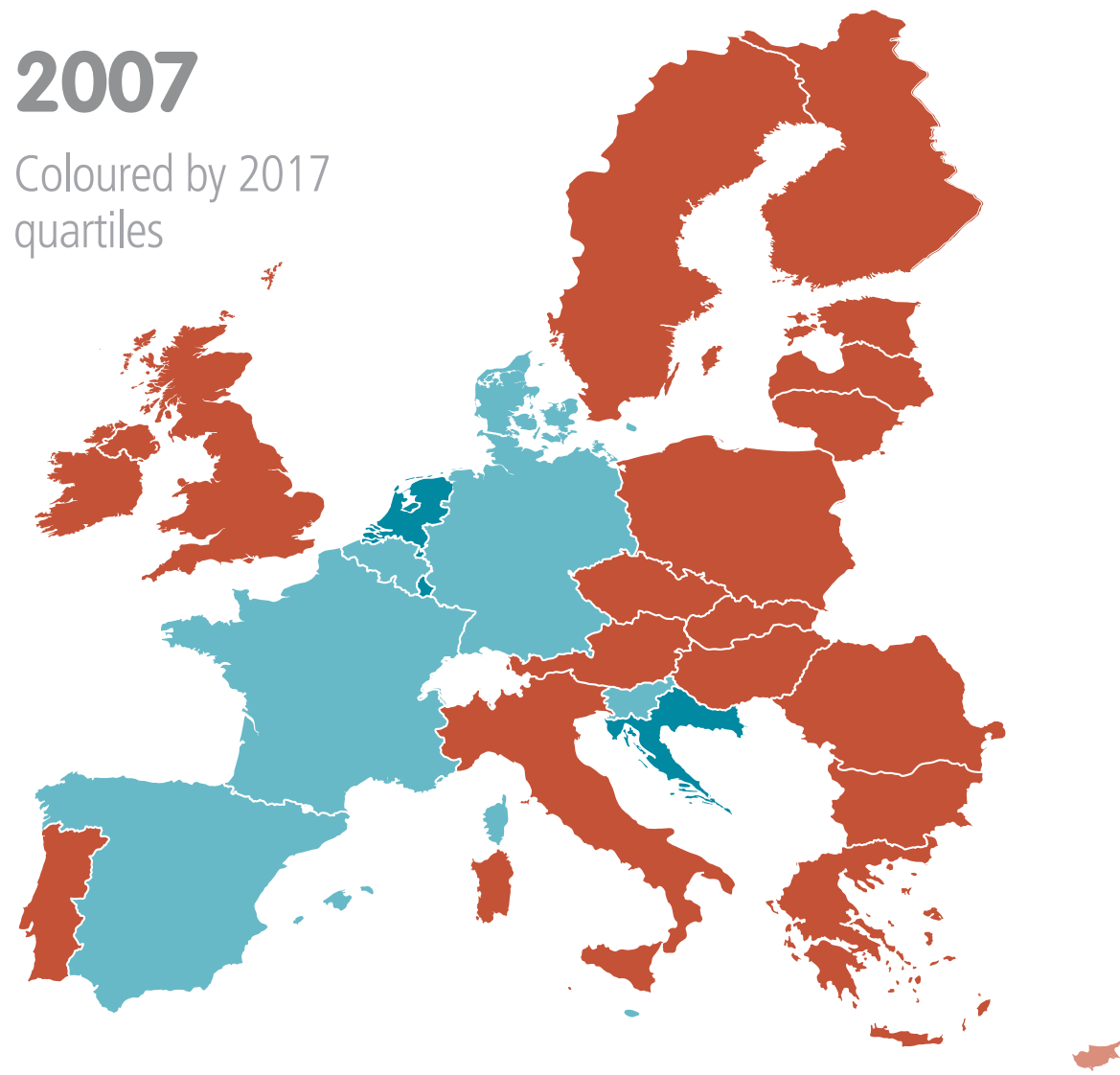
- Approval
- Expectations

## Structural Cohesion

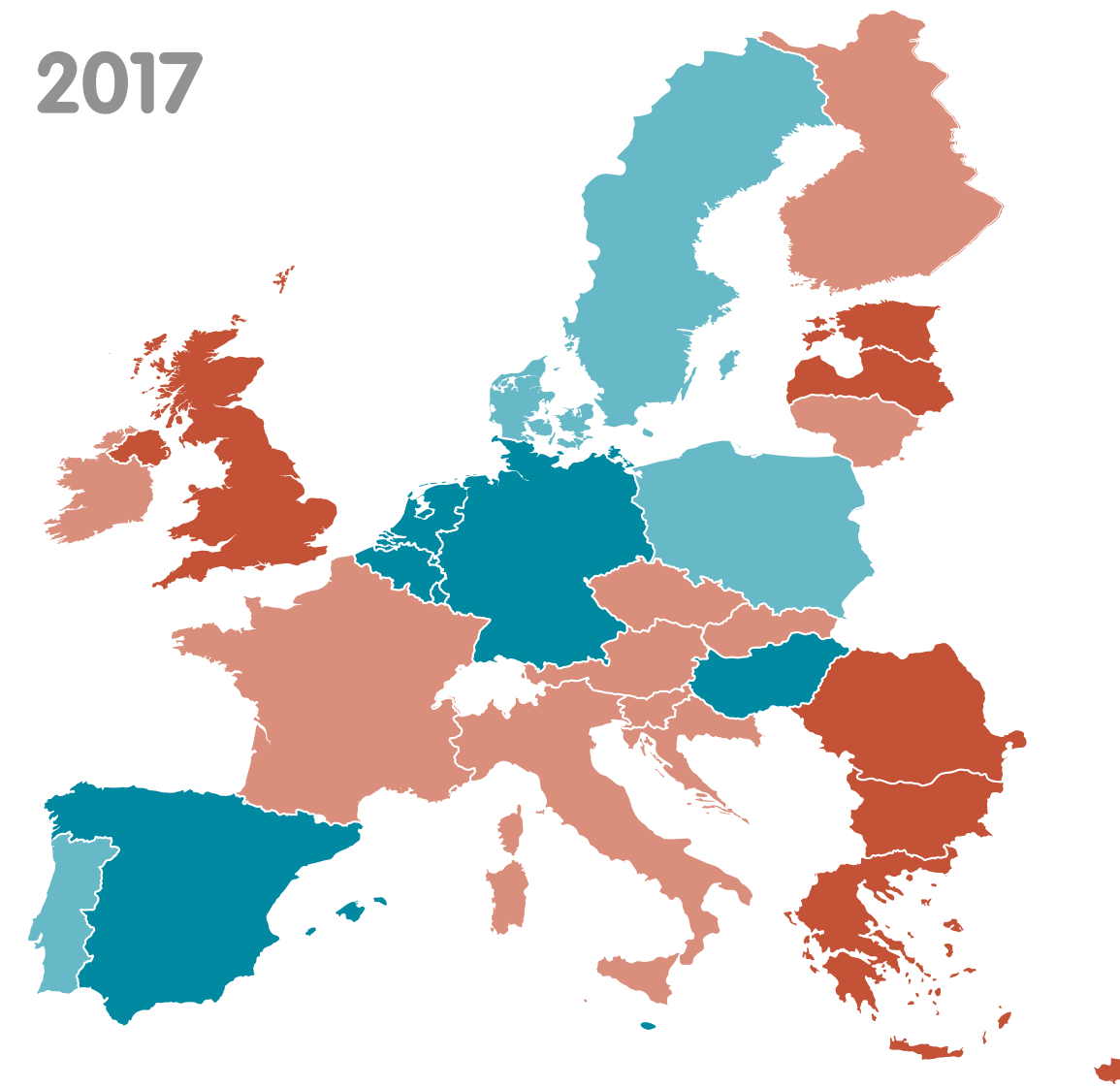
- Resilience
- Economic Ties
- Funding
- Policy Integration
- Security

2007

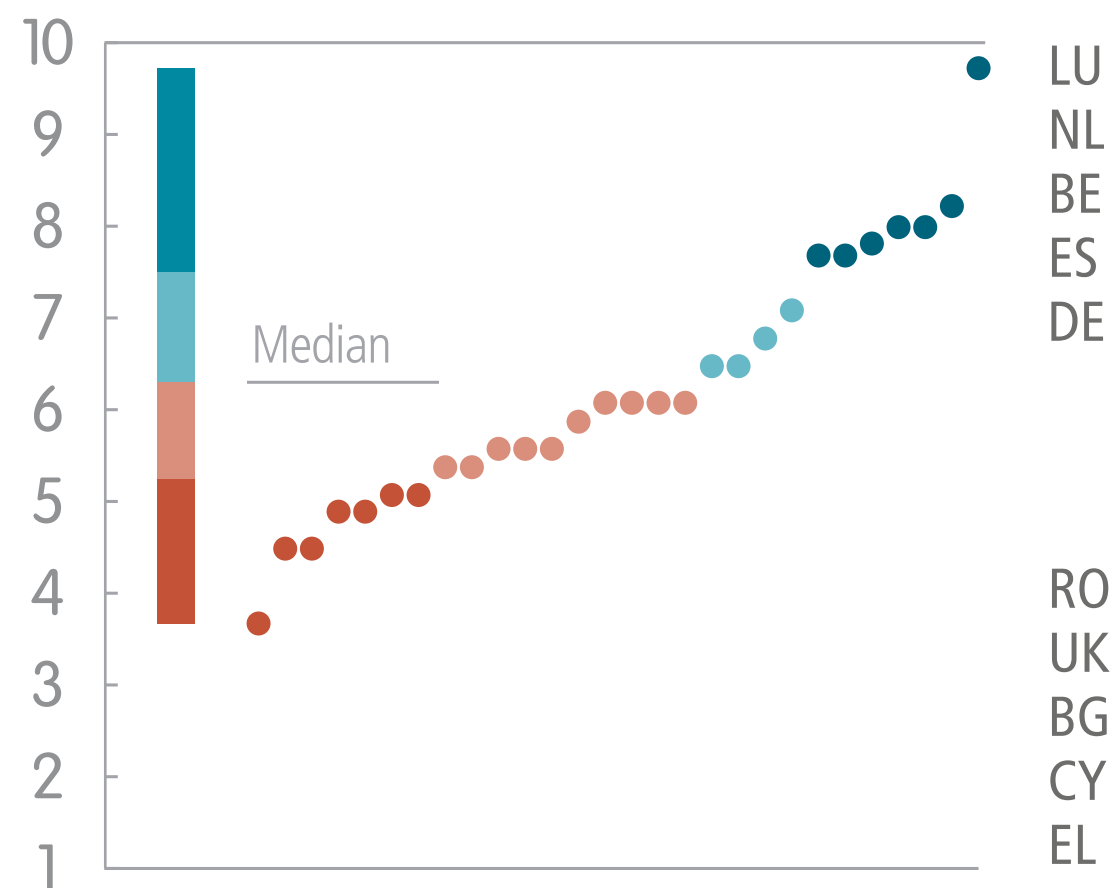
Coloured by 2017 quartiles



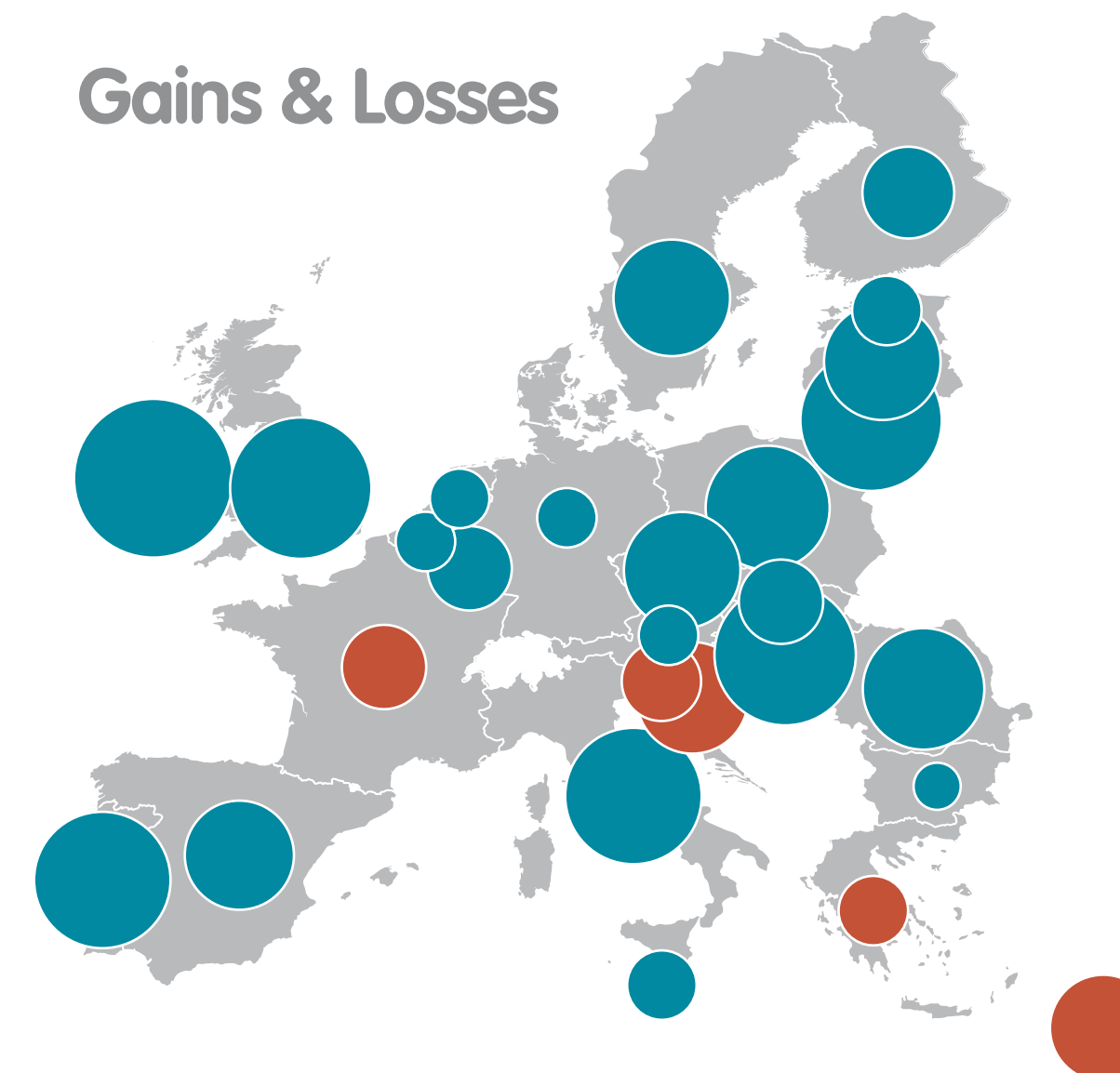
2017



Quartiles 2017 : Top/Bottom 5



Gains & Losses



		2007	2017		
<b>Gains</b>	22	+3.6	Ireland	2.5	6.1
		+2.8	UK	2.1	4.9
			Hungary	4.9	7.7
			Lithuania	2.8	5.6
		+2.6	Portugal	3.9	6.5
		+2.2	Italy	3.2	5.4
			Poland	4.9	7.1
		+2.1	Romania	2.8	4.9
		+1.9	Czech Rep.	4.2	6.1
			Latvia	3.2	5.1
			Sweden	4.9	6.8
		+1.7	Spain	6.3	8.0
		+1.2	Finland	4.4	5.6
		+1.0	Luxembourg	8.7	9.7
			Slovakia	5.1	6.1
+0.7	Malta	7.0	7.7		
+0.5	Estonia	4.4	5.1		
	Austria	4.9	5.4		
	Belgium	7.5	8.0		
	Germany	7.3	7.8		
	Netherlands	7.7	8.2		
+0.3	Bulgaria	4.2	4.5		
0.0	Denmark	6.5	6.5		
<b>Losses</b>	5	-0.7	Greece	4.4	3.7
		-0.9	Slovenia	6.5	5.6
		-1.0	France	7.1	6.1
		-1.6	Cyprus	6.1	4.5
		-1.8	Croatia	7.7	5.9



# Attitudes | Satisfaction with democracy in the EU | -0.1

- F1 Trust in the European Union
- F2 Image of the European Union
- F3 National interests in the EU
- F4 Perception of European identity
- F5 Satisfaction with democracy in the EU**
- F6 Feeling of attachment to the EU

## Individual Cohesion

- Experience
- Engagement

## Attitudes

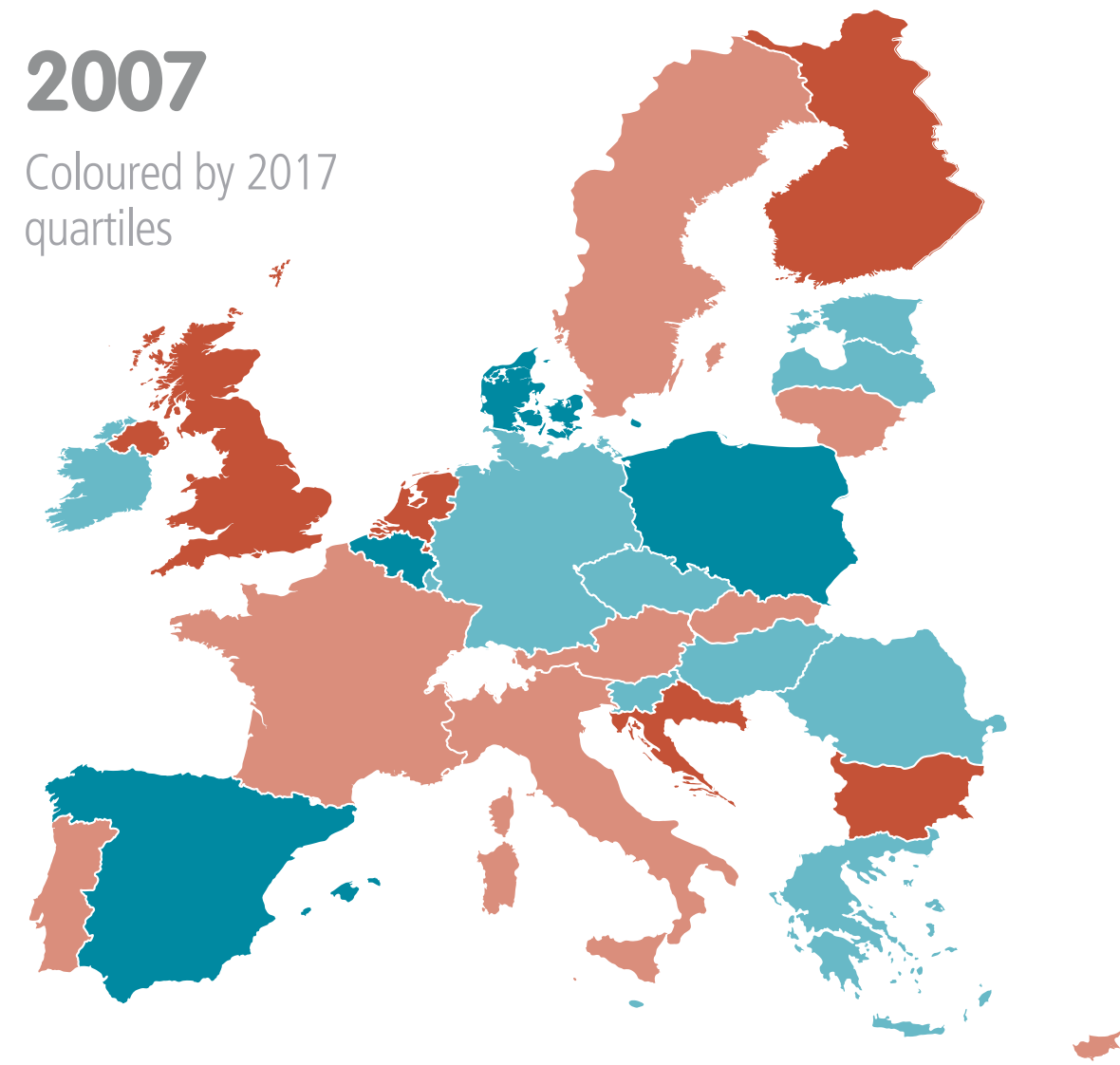
- Approval
- Expectations

## Structural Cohesion

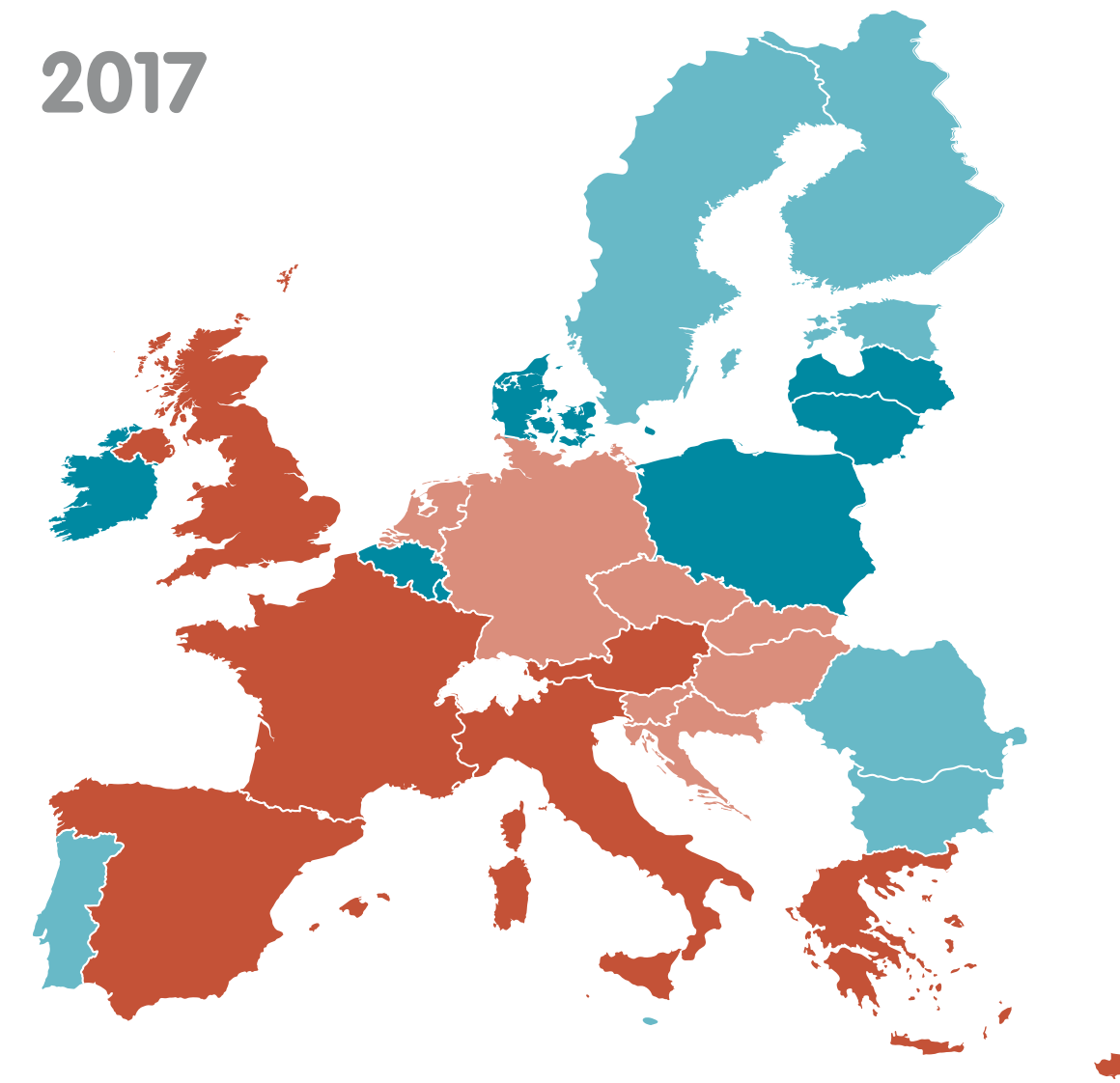
- Resilience
- Economic Ties
- Funding
- Policy Integration
- Security

**2007**

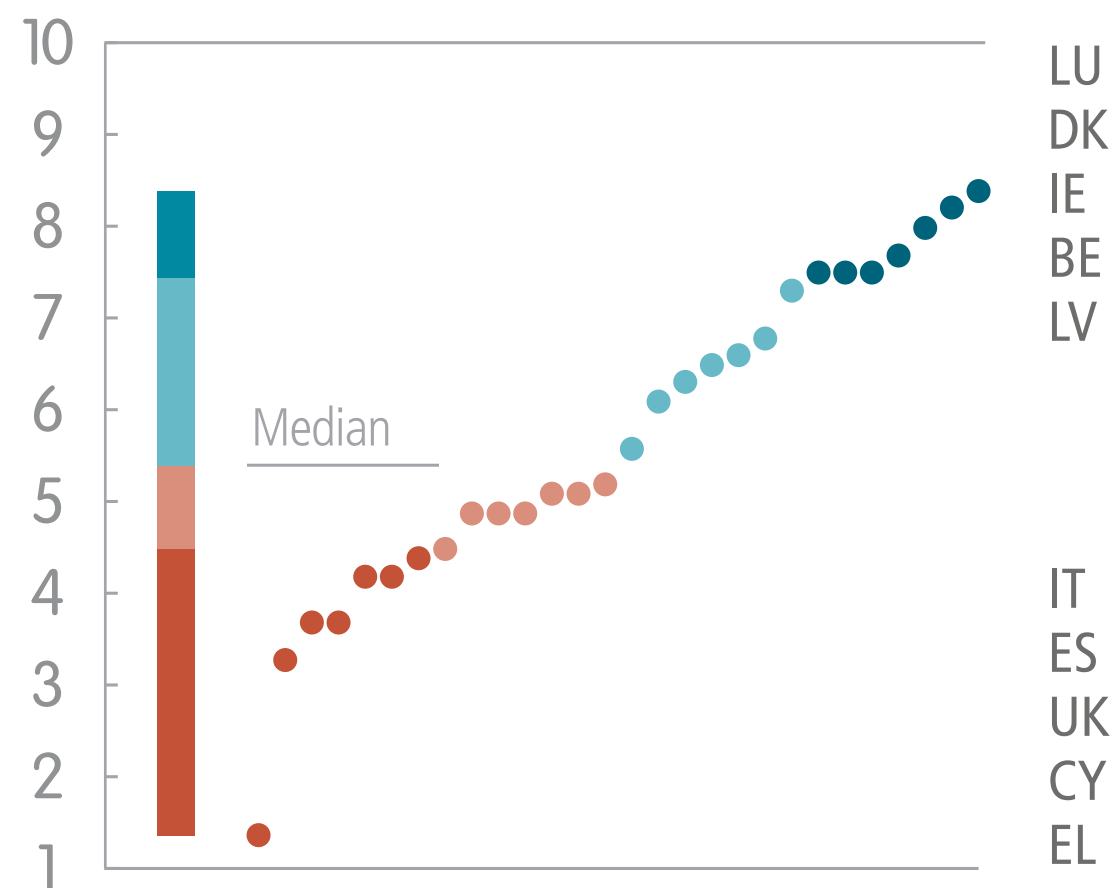
Coloured by 2017 quartiles



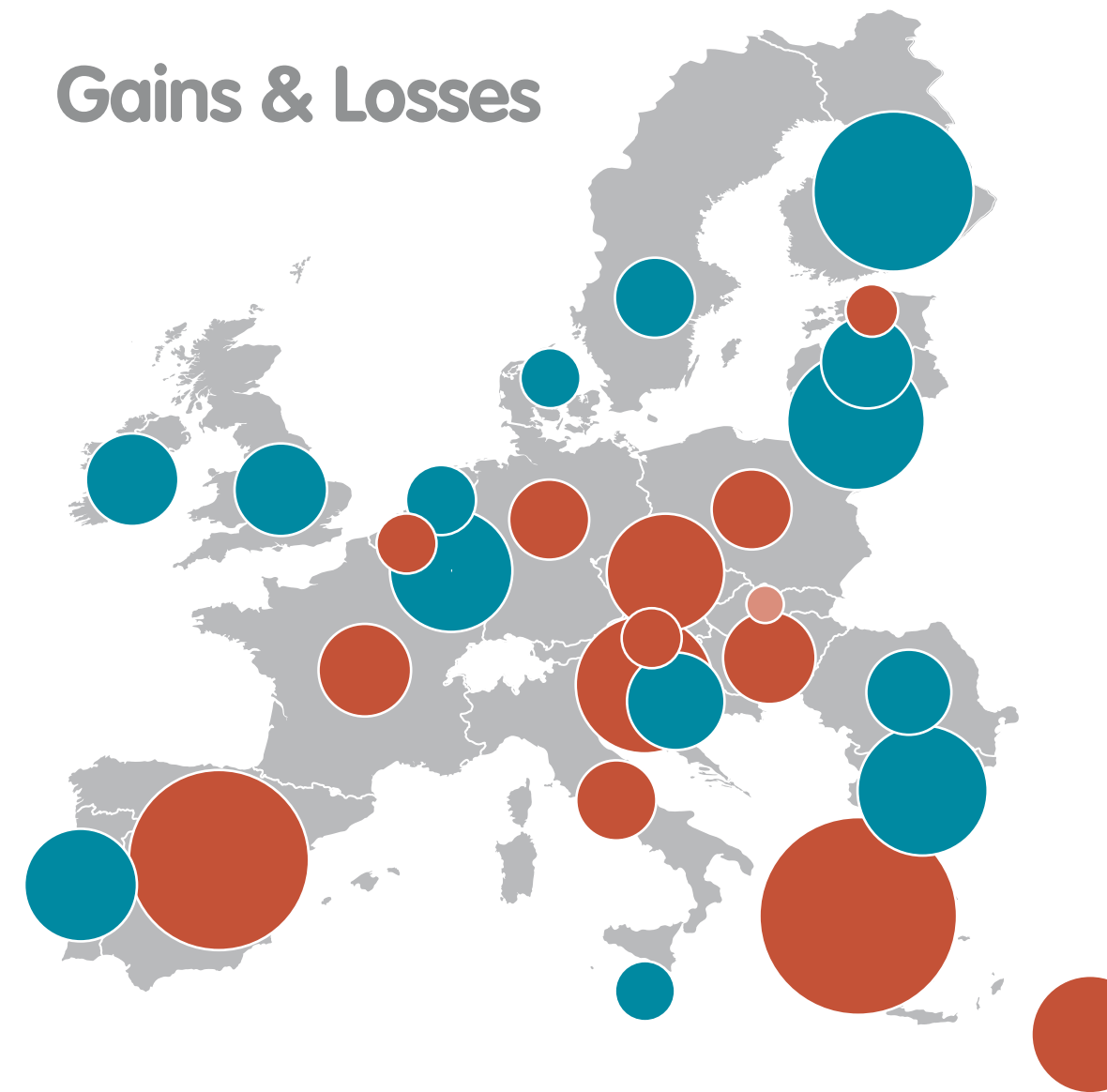
**2017**



**Quartiles 2017** ● Top/Bottom 5



**Gains & Losses**



		2007	2017
<b>Gains</b> <span style="font-size: 2em; font-weight: bold;">14</span>	+3.6	Finland	3.7 7.3
	+2.6	Lithuania	4.9 7.5
	+2.4	Bulgaria	3.9 6.3
	+2.1	Luxembourg	6.3 8.4
	+1.8	Portugal	4.7 6.5
	+1.3	Croatia	3.9 5.2
	+1.2	Ireland	6.8 8.0
		Latvia	6.3 7.5
		UK	2.5 3.7
	+1.0	Romania	5.6 6.6
	+0.9	Sweden	4.7 5.6
	+0.7	Netherlands	4.4 5.1
	+0.5	Malta	6.3 6.8
		Denmark	7.7 8.2

		2007	2017
<b>Losses</b> <span style="font-size: 2em; font-weight: bold;">14</span>	-0.2	Slovakia	5.1 4.9
	-0.4	Estonia	6.5 6.1
	-0.5	Belgium	8.2 7.7
		Austria	4.9 4.4
	-0.9	Germany	5.8 4.9
		Italy	5.1 4.2
		Poland	8.4 7.5
	-1.2	France	5.4 4.2
	-1.9	Hungary	6.3 5.1
		Czech Rep.	6.8 4.9
		Cyprus	5.2 3.3
	-2.6	Slovenia	7.1 4.5
	-4.5	Spain	8.2 3.7
	-5.4	Greece	6.8 1.4

# Attitudes | Feeling of attachment to the EU ■ +1.1

- F1 Trust in the European Union
- F2 Image of the European Union
- F3 National interests in the EU
- F4 Perception of European identity
- F5 Satisfaction with democracy in the EU
- F6 Feeling of attachment to the EU**

## Individual Cohesion

- Experience
- Engagement

## Attitudes

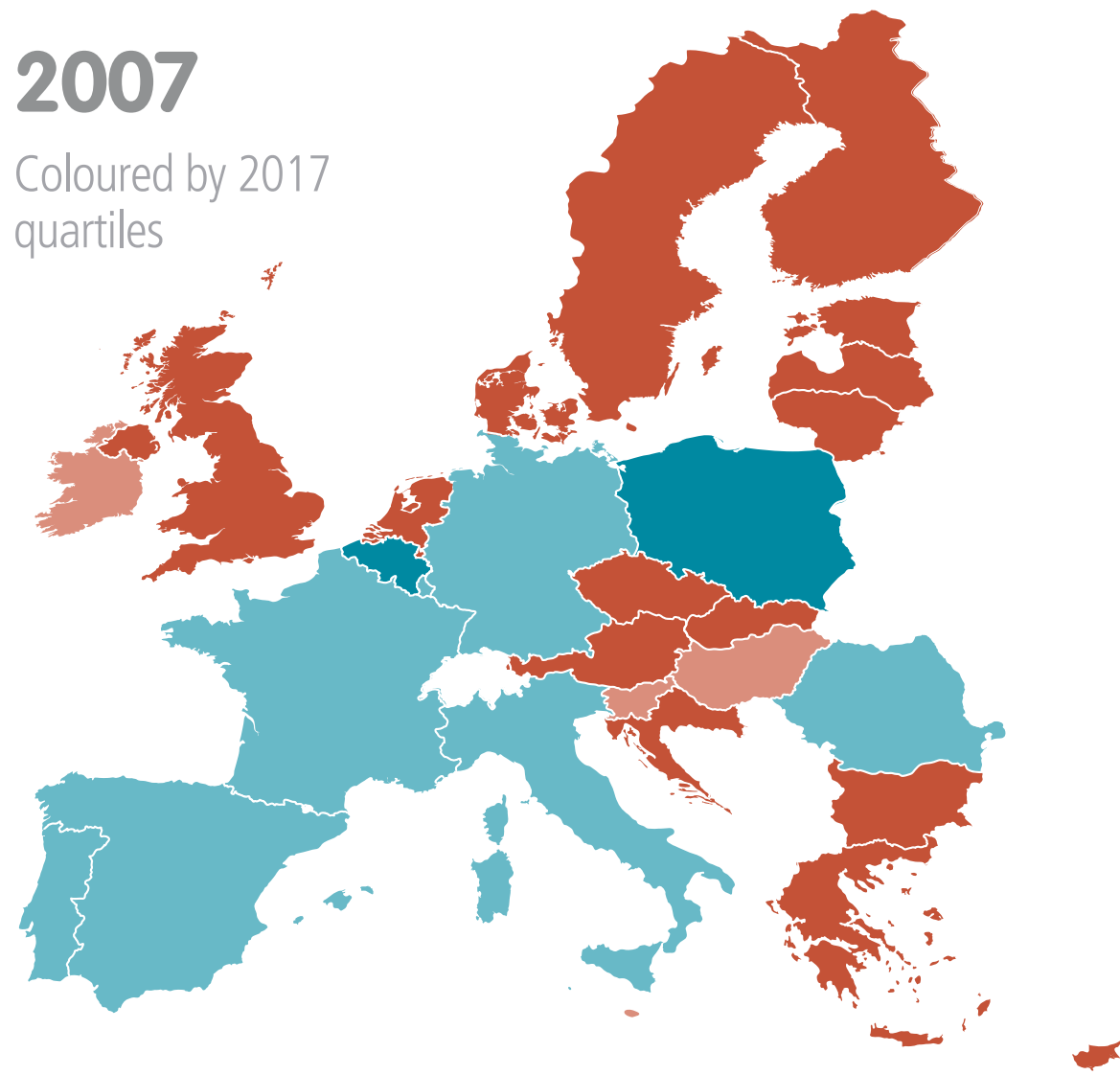
- Approval
- Expectations

## Structural Cohesion

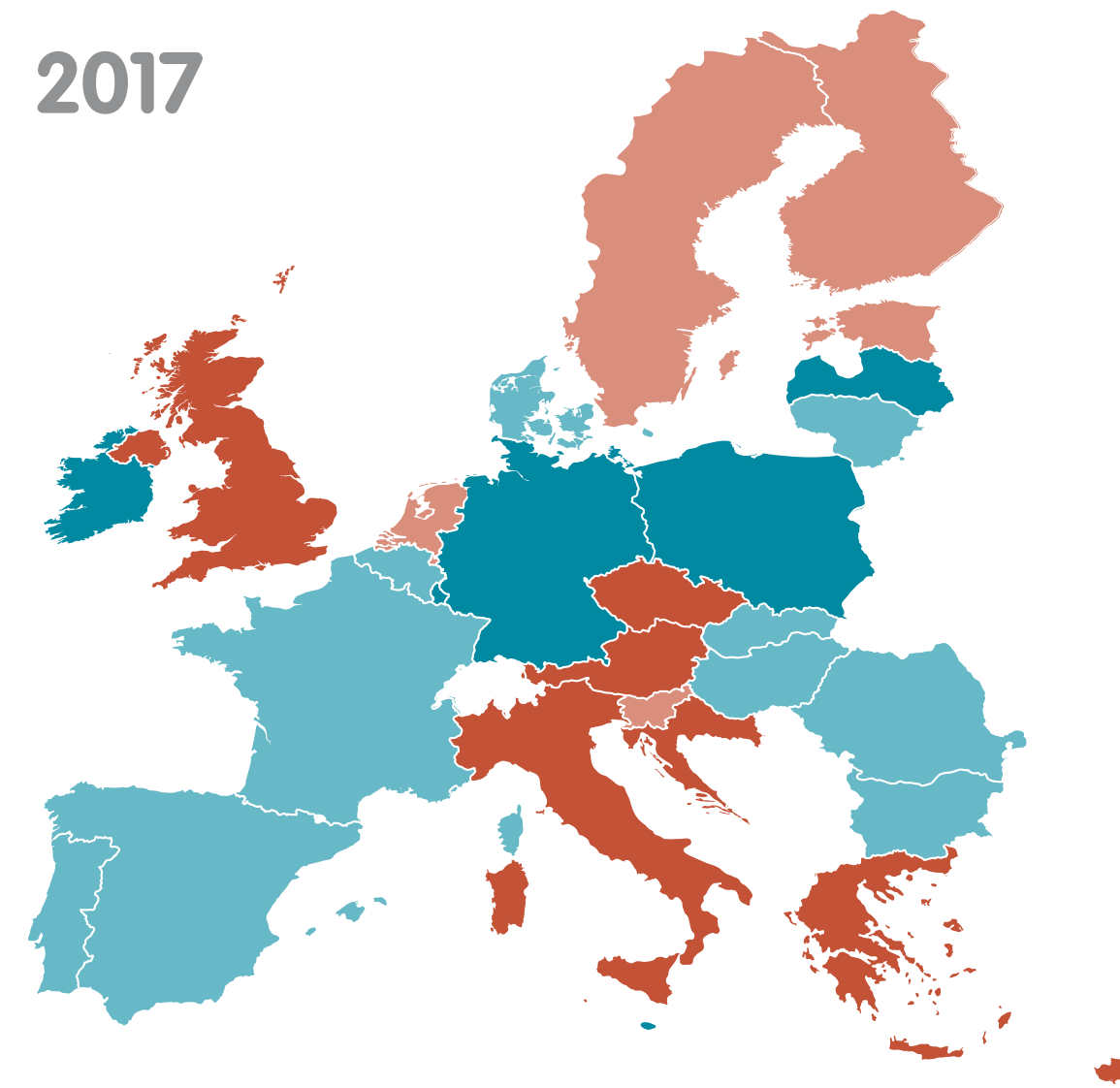
- Resilience
- Economic Ties
- Funding
- Policy Integration
- Security

**2007**

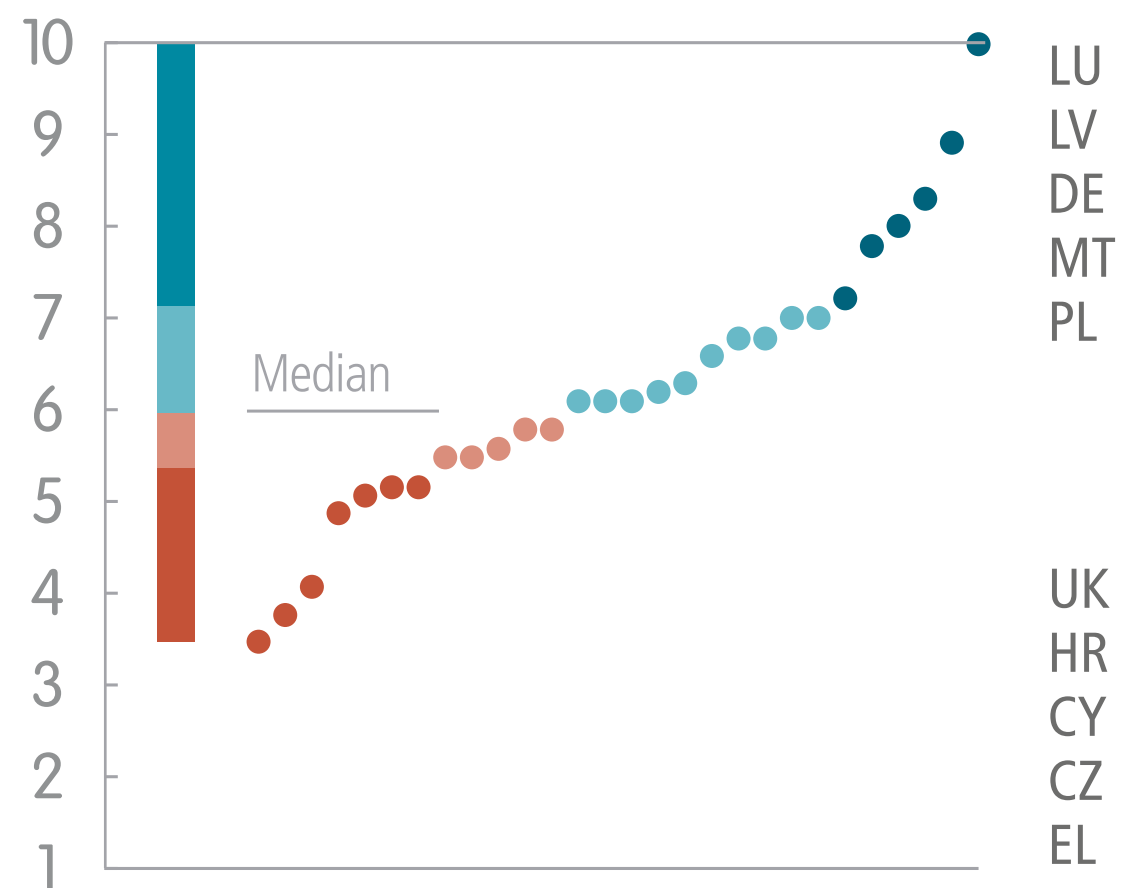
Coloured by 2017 quartiles



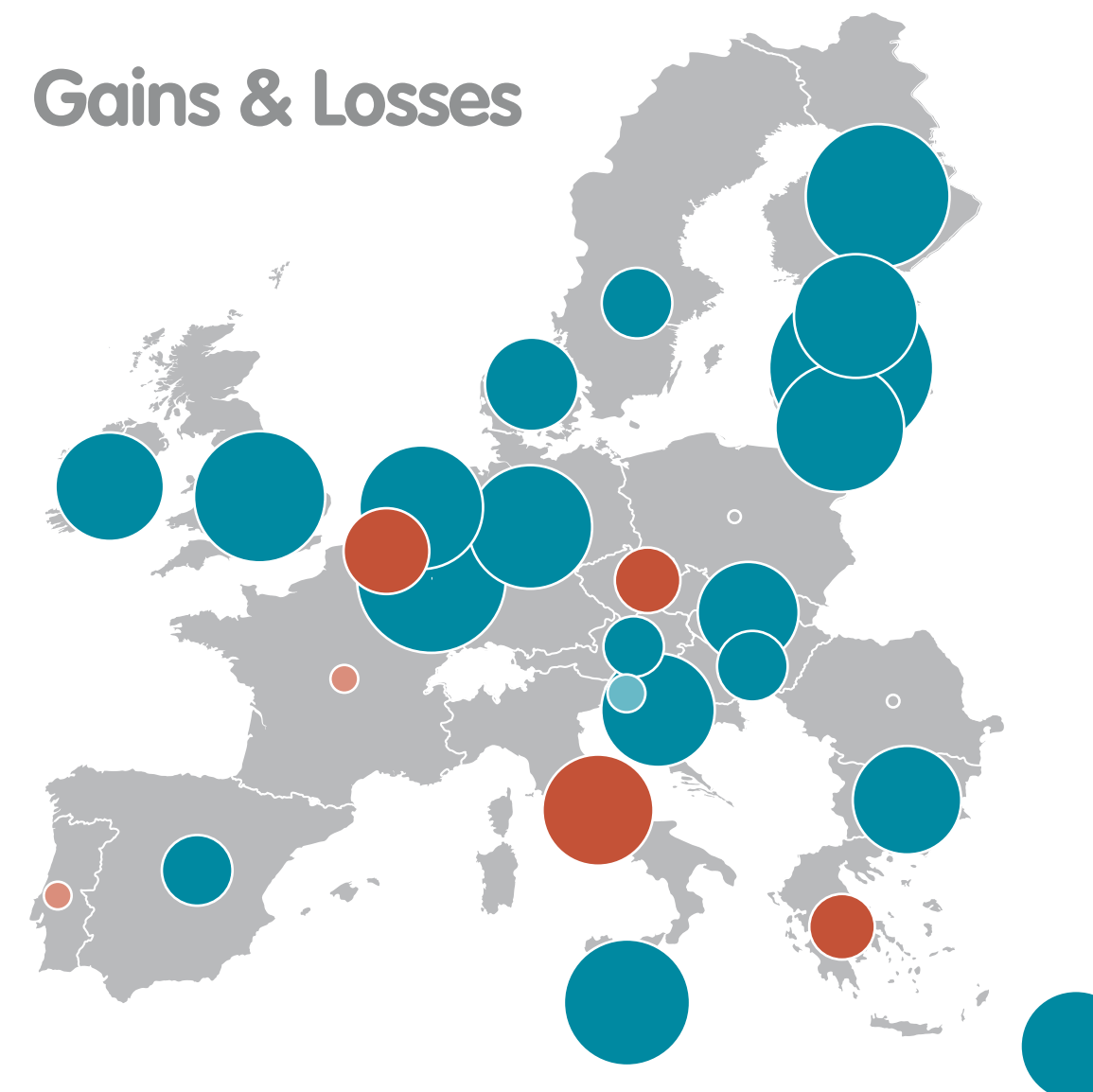
**2017**



**Quartiles 2017** ● Top/Bottom 5



**Gains & Losses**



		2007	2017		
<b>Gains</b>	20	+3.7	Latvia	5.2	8.9
		+3.0	Luxembourg	7.0	10.0
		+2.8	Finland	2.7	5.5
		+2.4	UK	2.7	5.1
		+2.3	Lithuania	4.0	6.3
		+2.2	Malta	5.8	8.0
		+2.1	Germany	6.2	8.3
			Netherlands	3.4	5.5
			Estonia	3.7	5.8
		+1.8	Croatia	3.1	4.9
		+1.7	Cyprus	2.4	4.1
		+1.6	Ireland	5.6	7.2
			Bulgaria	4.5	6.1
		+1.4	Slovakia	4.8	6.2
		+1.2	Denmark	4.9	6.1
+0.7	Spain	6.3	7.0		
	Hungary	5.9	6.6		
	Sweden	4.9	5.6		
+0.5	Austria	4.7	5.2		
+0.2	Slovenia	5.6	5.8		
	Poland	7.8	7.8		
	Romania	6.8	6.8		
<b>Losses</b>	6	-0.1	France	6.9	6.8
			Portugal	6.2	6.1
		-0.6	Greece	4.1	3.5
			Czech Rep.	4.4	3.8
		-1.0	Belgium	8.0	7.0
-1.7	Italy	6.9	5.2		

# Approval | 11-year trend ■ -0.6

Premise: Positive views of the EU's policy output and of closer cooperation signal citizens' support for further European integration.

- F1** Economic and monetary union 0.0
- F2** Common foreign policy ■ -0.9
- F3** Common defence and security ■ -0.4
- F4** Common migration policy ■ -1.4

## Individual Cohesion

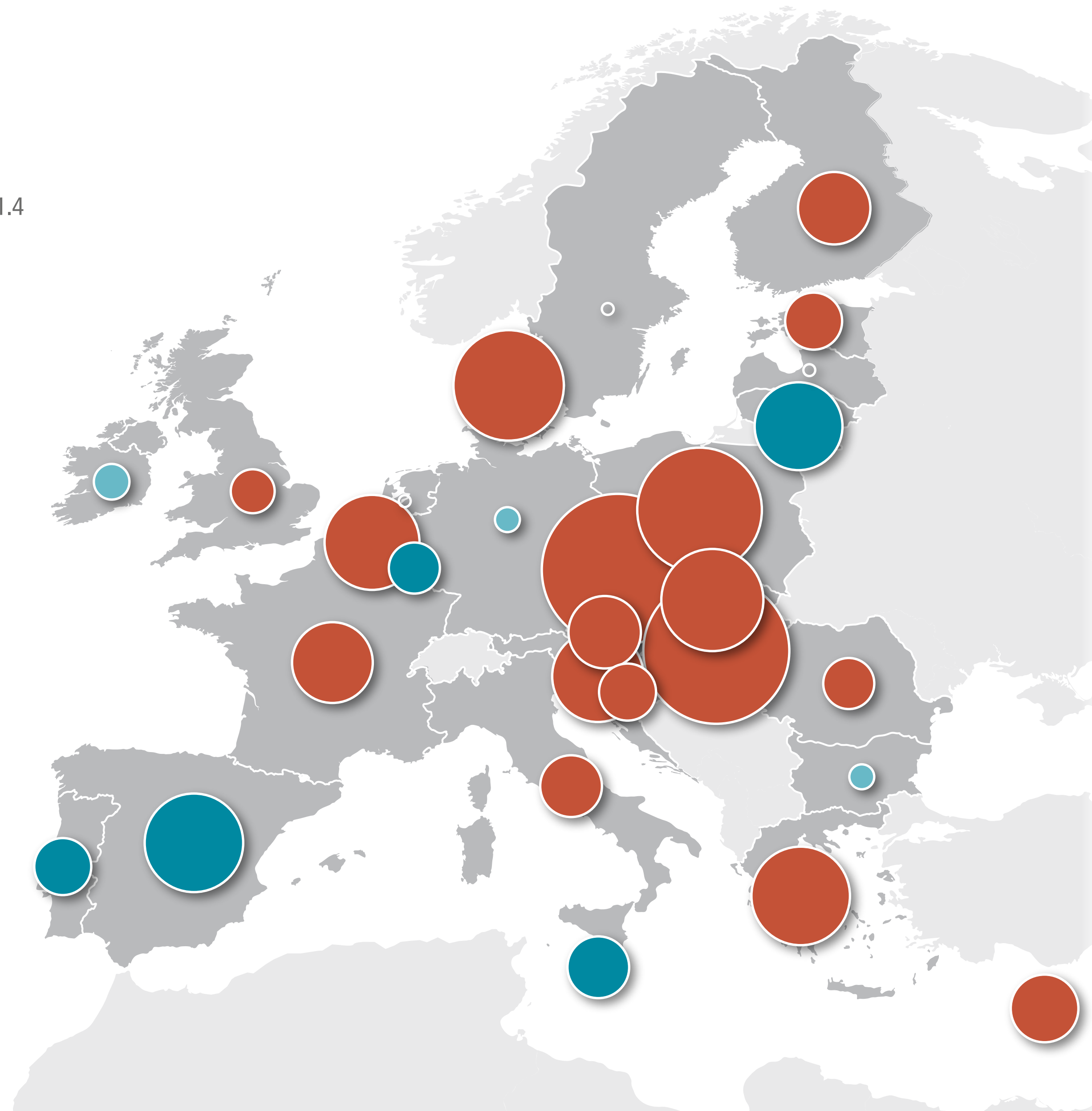
- Experience
- Engagement
- Attitudes

## Approval

- Expectations

## Structural Cohesion

- Resilience
- Economic Ties
- Funding
- Policy Integration
- Security



		2007	2017	
<b>Gains</b> <span style="font-size: 2em; color: #00838F;">8</span>	+1.5	Spain	6.3	7.8
	+1.2	Lithuania	5.6	6.8
	+0.6	Malta	5.1	5.7
	+0.5	Portugal	4.4	4.9
	+0.4	Luxembourg	6.9	7.3
	+0.2	Ireland	5.7	5.9
	+0.1	Germany	7.6	7.7
	+0.1	Bulgaria	4.9	5.0
<b>Losses</b> <span style="font-size: 2em; color: #C8513E;">17</span>	0.0	Latvia	5.4	5.4
	0.0	Netherlands	7.0	7.0
	0.0	Sweden	3.6	3.6
	-0.3	UK	2.6	2.3
	-0.4	Romania	5.6	5.2
	-0.5	Croatia	5.7	5.2
	-0.6	Estonia	6.0	5.5
	-0.6	Italy	5.3	4.7
	-0.7	Cyprus	7.0	6.3
	-0.8	Austria	5.1	4.3
-0.8	Finland	5.0	4.2	
-1.0	France	6.4	5.4	
-1.3	Slovenia	7.7	6.4	
-1.4	Belgium	7.7	6.3	
-1.5	Greece	7.3	5.8	
-1.6	Slovakia	7.3	5.7	
-1.9	Denmark	5.1	3.2	
-2.4	Poland	6.4	4.0	
-3.3	Hungary	6.9	3.6	
-3.6	Czech Rep.	6.3	2.7	

# Approval | Economic and monetary union 0.0

**F1** Economic and monetary union

F2 Common foreign policy

F3 Common defence and security

F4 Common migration policy

## Individual Cohesion

Experience

Engagement

Attitudes

**Approval**

Expectations

## Structural Cohesion

Resilience

Economic Ties

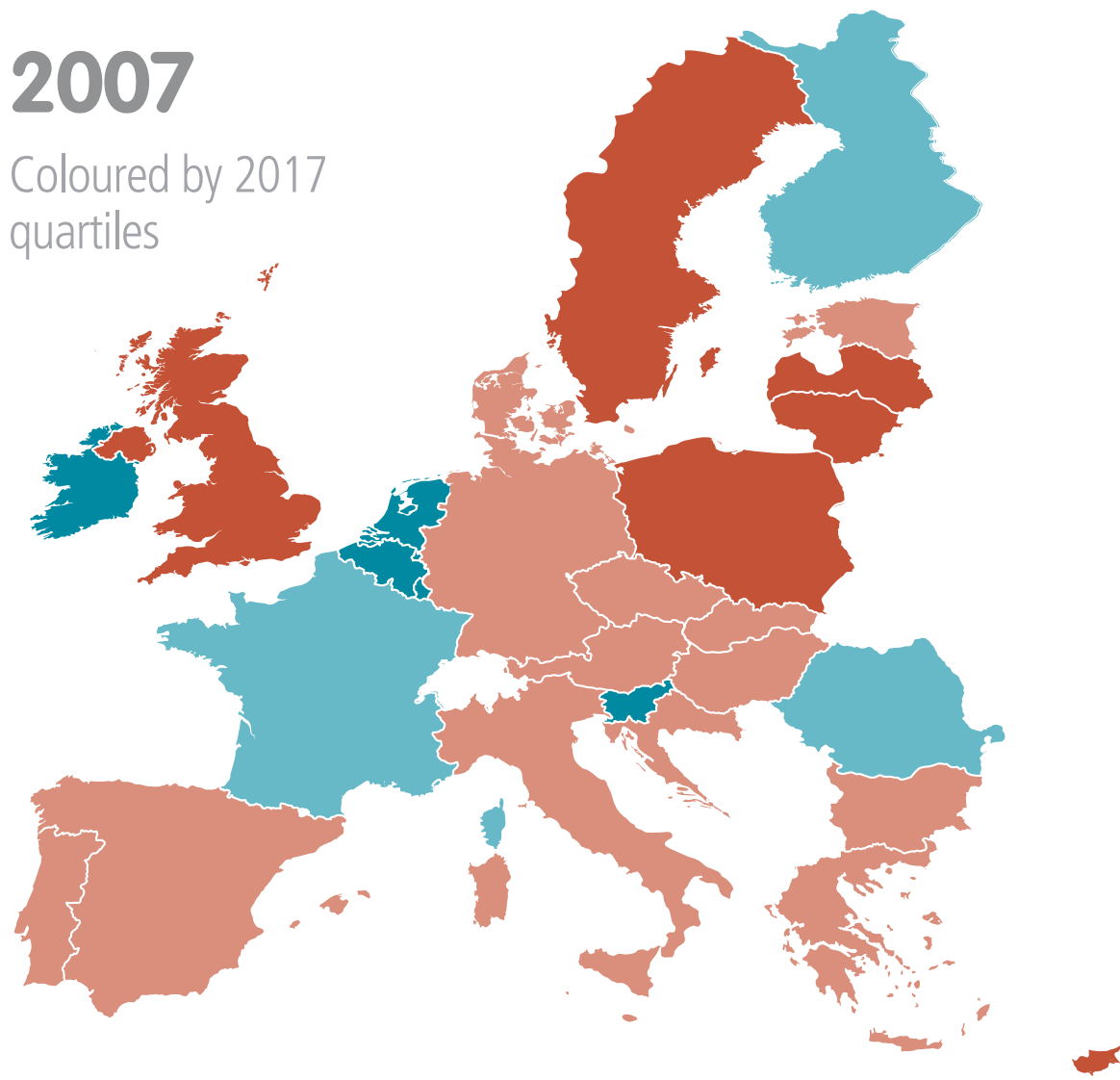
Funding

Policy Integration

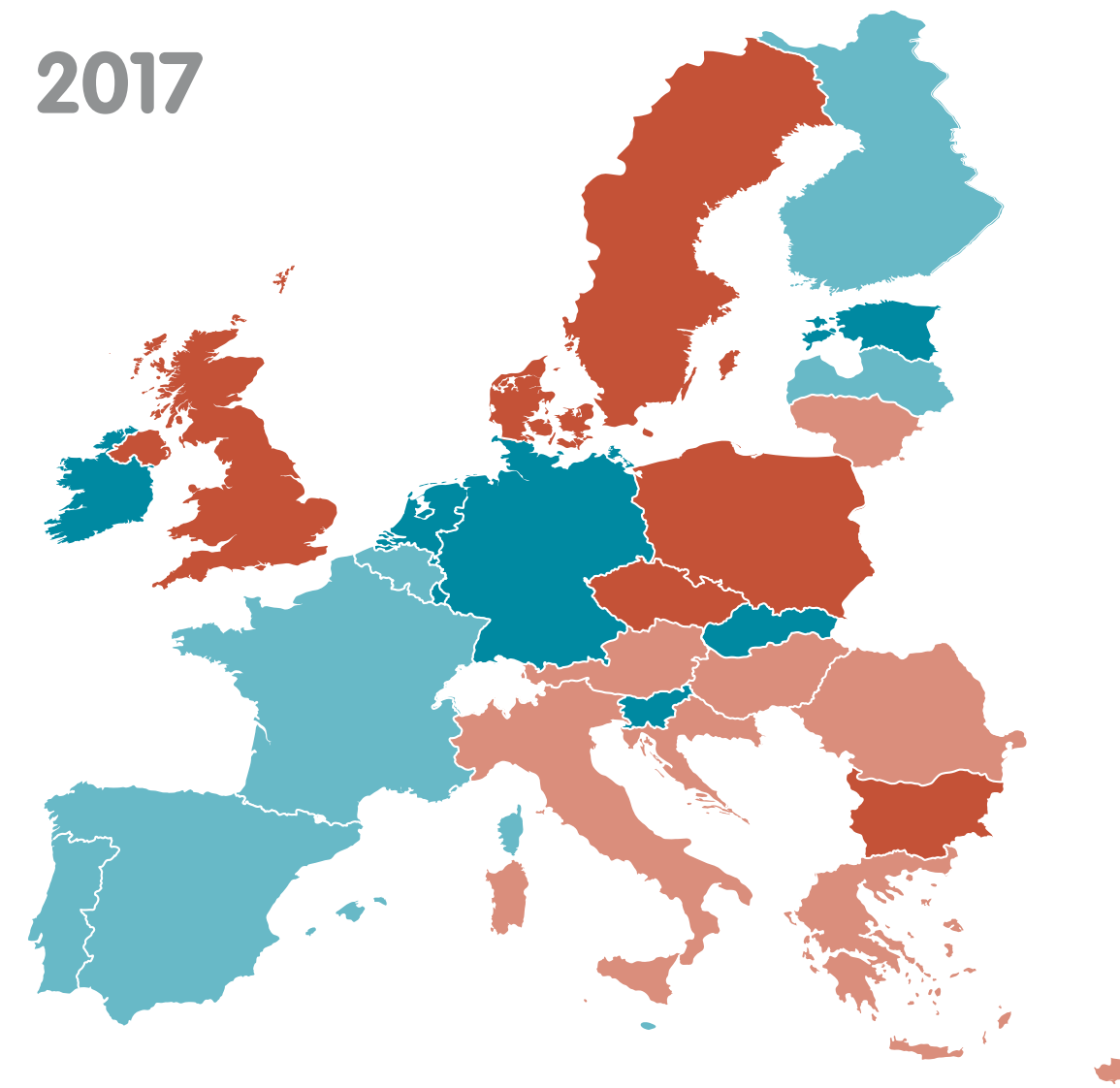
Security

2007

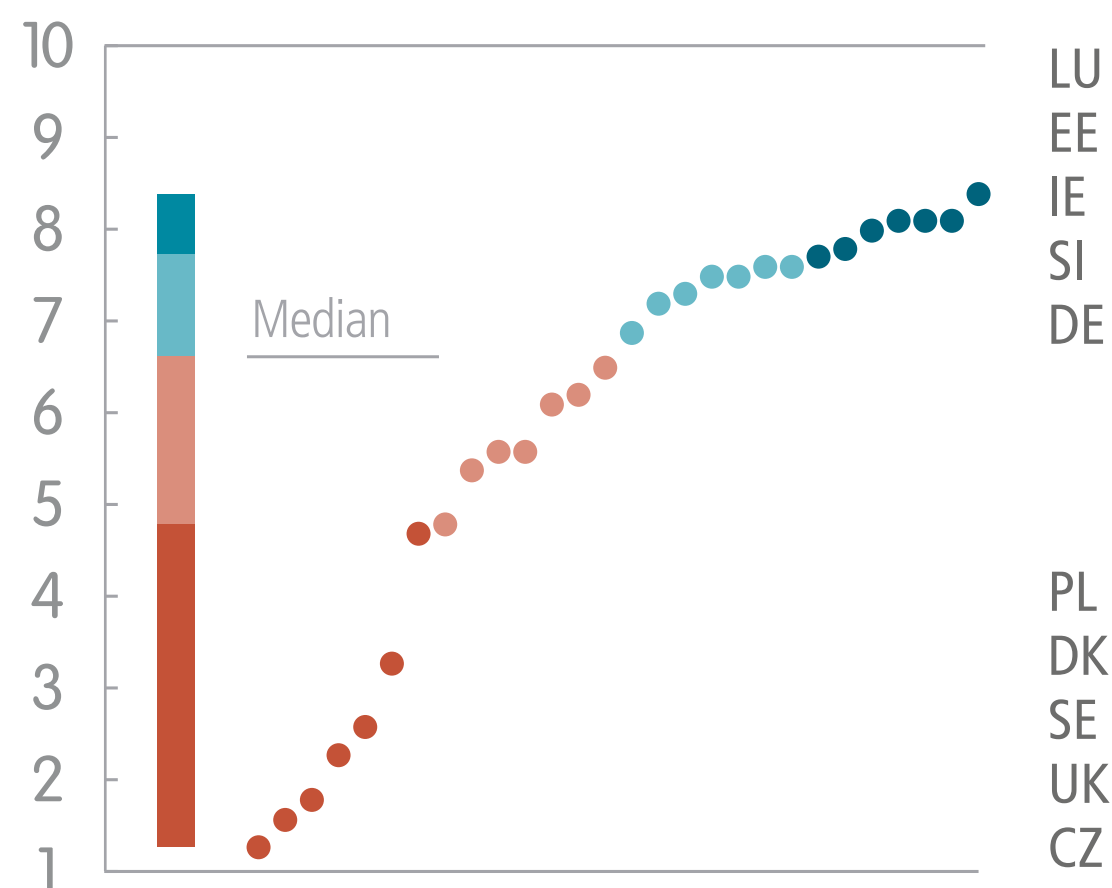
Coloured by 2017  
quartiles



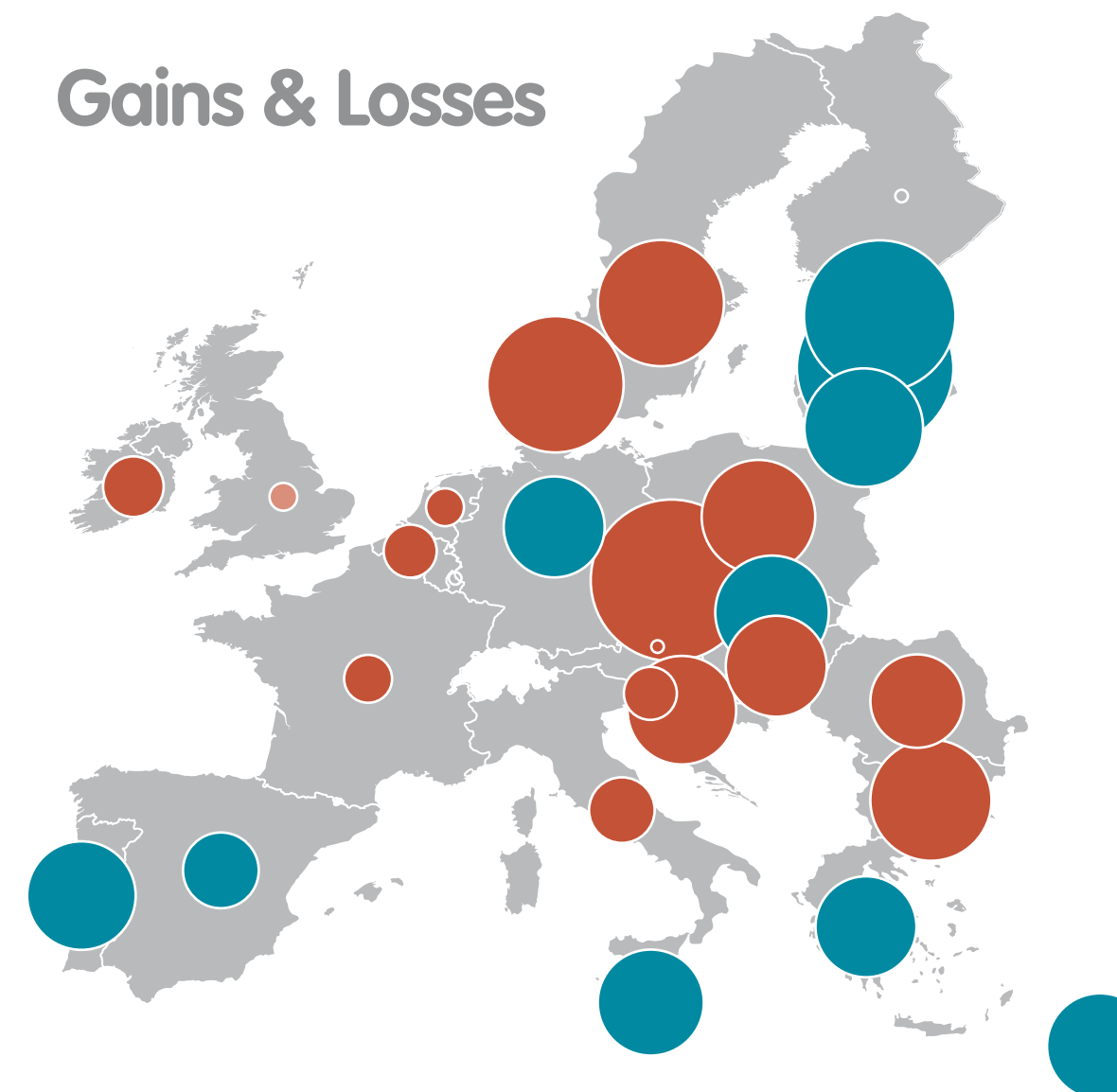
2017



Quartiles 2017 : Top/Bottom 5



Gains & Losses



Gains

10

	2007	2017	
+3.3	Latvia	4.3	7.6
+3.1	Estonia	5.0	8.1
+1.9	Lithuania	4.3	6.2
+1.8	Slovakia	6.0	7.8
+1.6	Portugal	5.6	7.2
+1.5	Cyprus	4.1	5.6
	Malta	6.0	7.5
+1.4	Germany	6.6	8.0
	Greece	4.7	6.1
+0.8	Spain	6.5	7.3
0.0	Austria	6.5	6.5
	Finland	7.5	7.5
	Luxembourg	8.4	8.4

Losses

15

-0.1	UK	1.7	1.6
-0.2	Netherlands	7.9	7.7
-0.3	France	7.2	6.9
-0.4	Belgium	8.0	7.6
	Slovenia	8.5	8.1
-0.5	Ireland	8.6	8.1
-0.6	Italy	6.0	5.4
-1.2	Romania	6.8	5.6
-1.4	Hungary	6.2	4.8
-1.6	Croatia	6.3	4.7
-1.8	Poland	4.4	2.6
-2.0	Bulgaria	5.3	3.3
-2.2	Sweden	4.0	1.8
-2.5	Denmark	4.8	2.3
-3.6	Czech Rep.	4.9	1.3

# Approval | Common foreign policy ■ -0.9

- F1 Economic and monetary union
- F2 Common foreign policy
- F3 Common defence and security
- F4 Common migration policy

## Individual Cohesion

- Experience
- Engagement
- Attitudes

## Approval

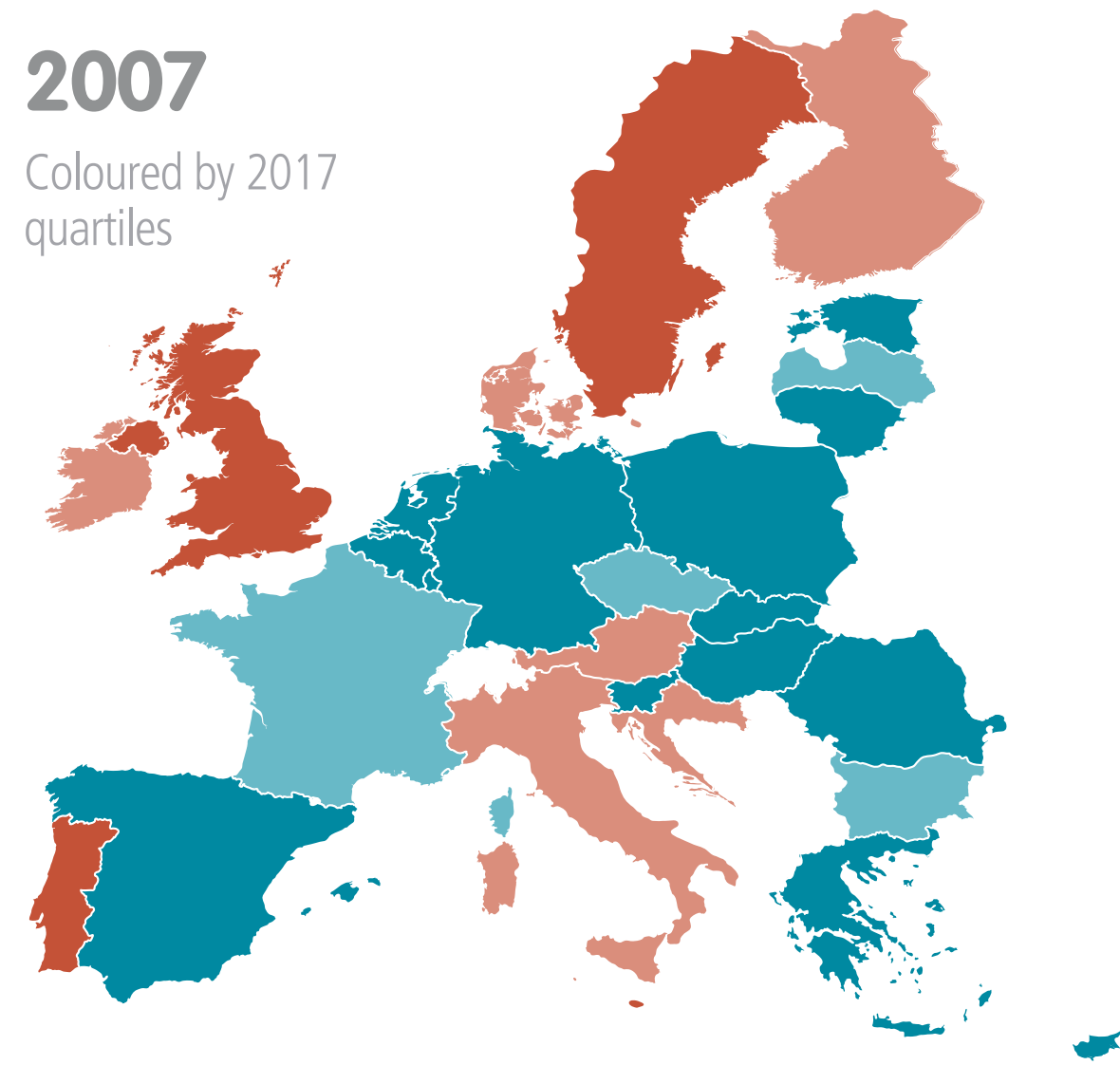
- Expectations

## Structural Cohesion

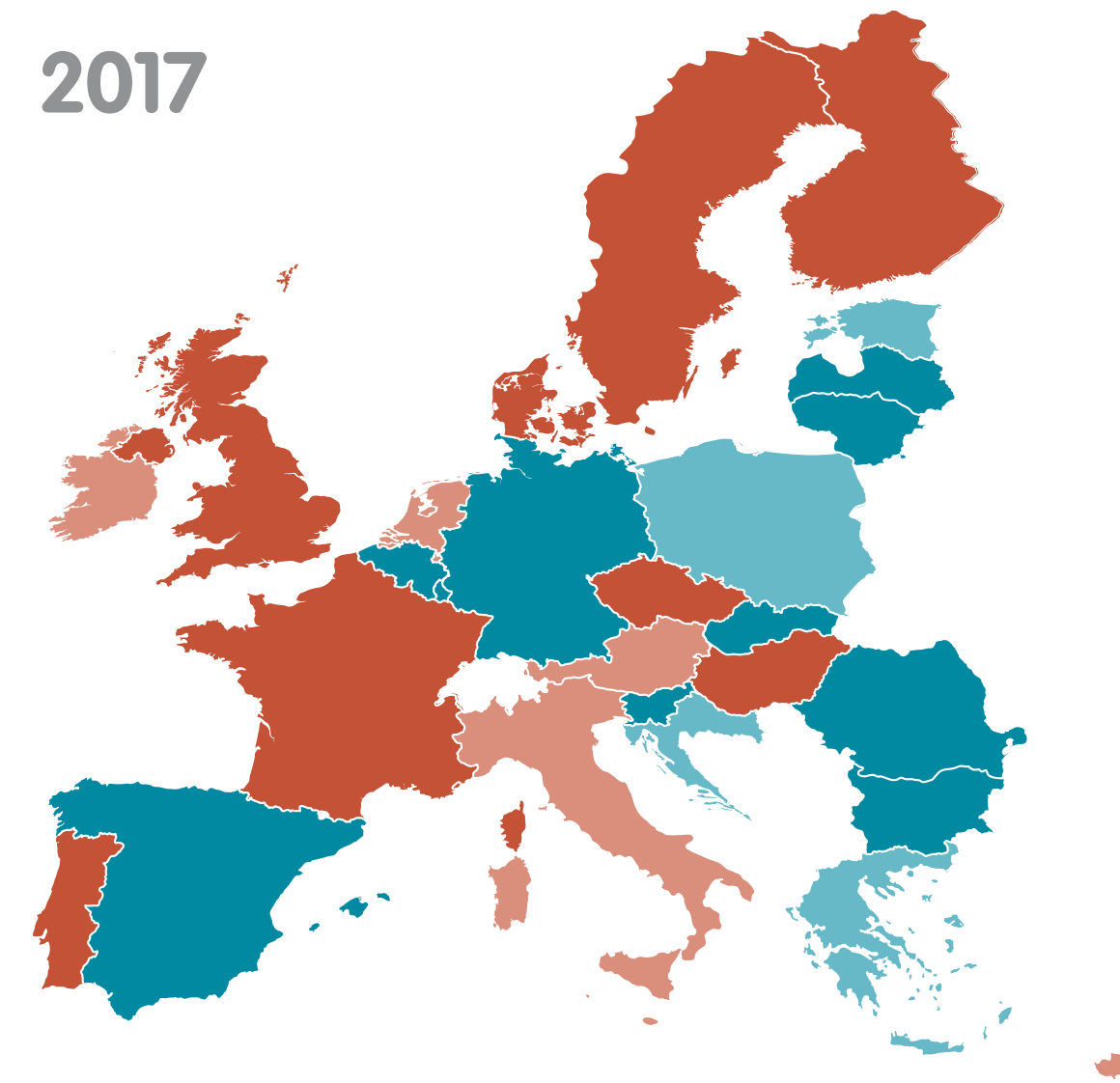
- Resilience
- Economic Ties
- Funding
- Policy Integration
- Security

**2007**

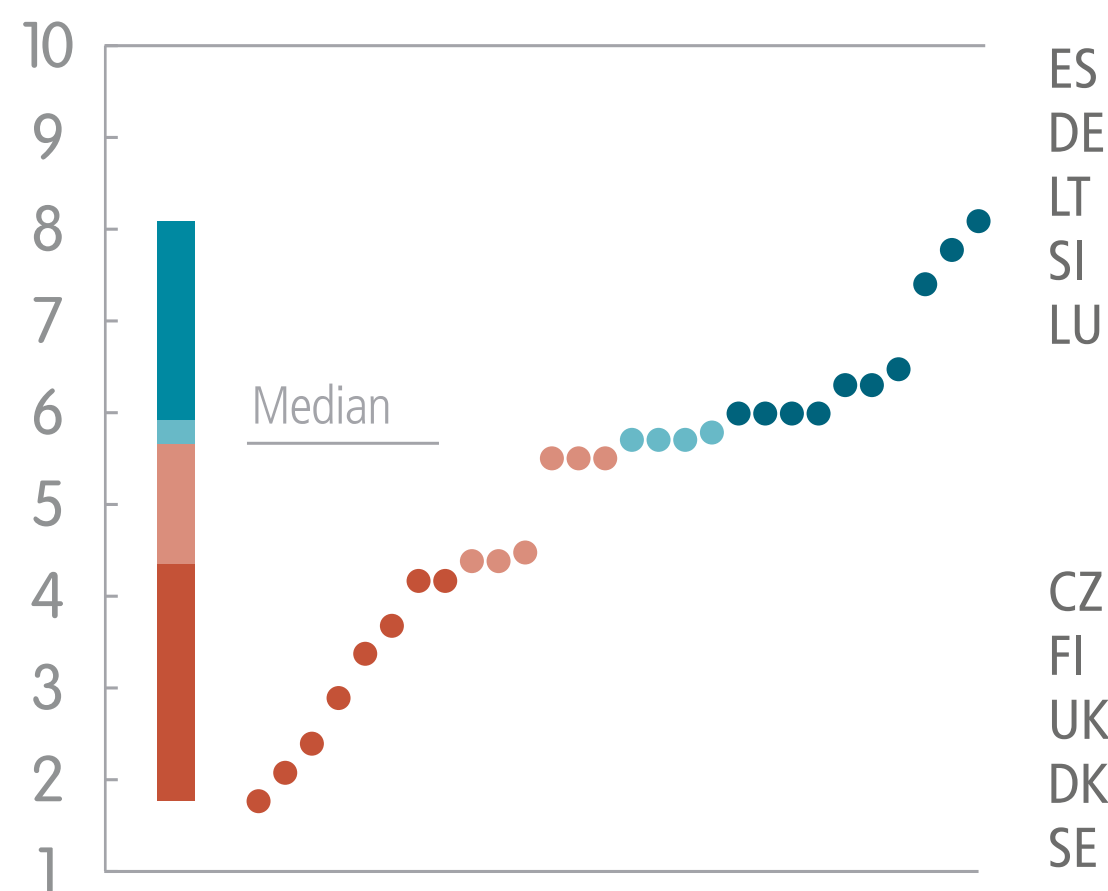
Coloured by 2017 quartiles



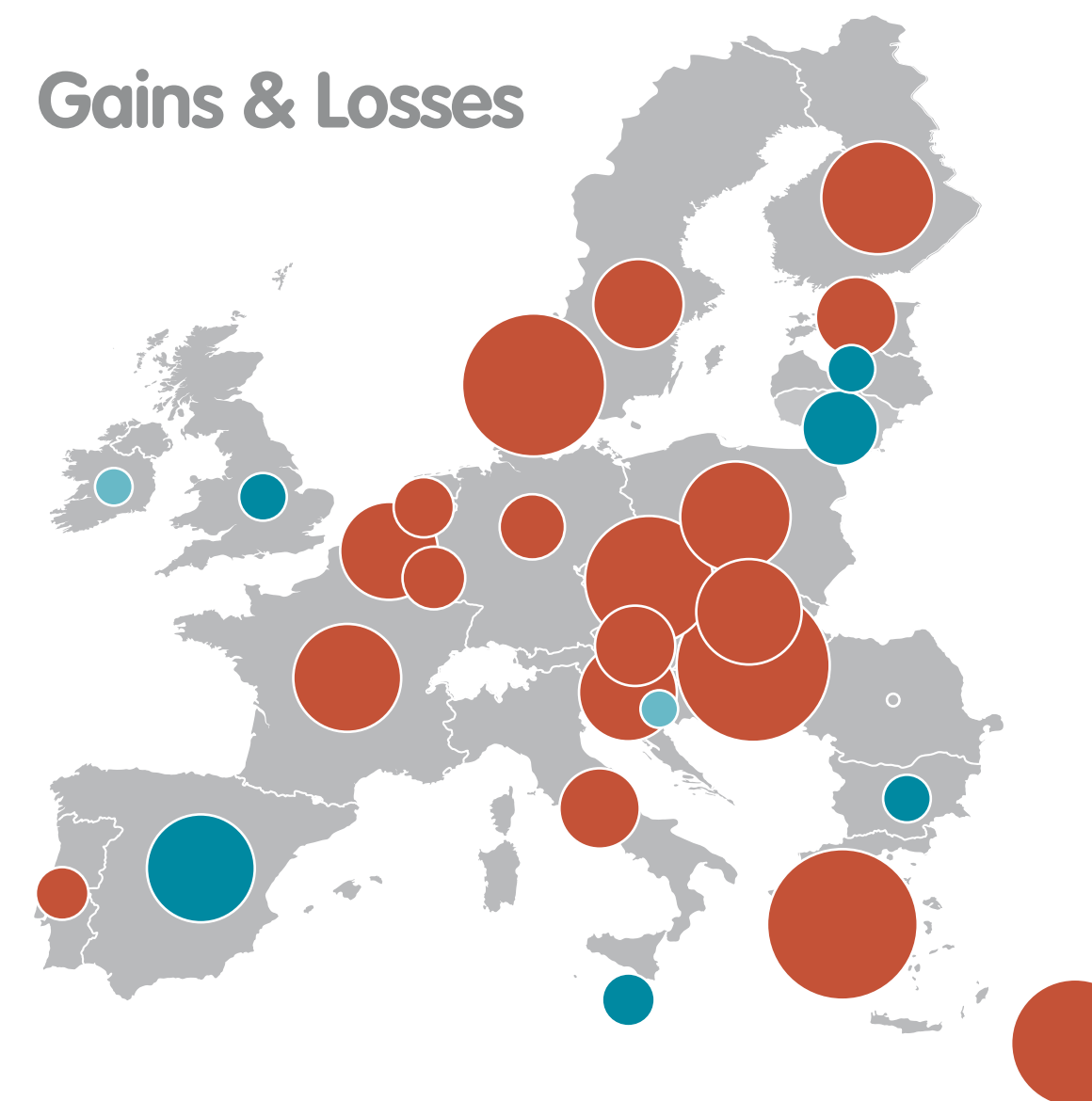
**2017**



**Quartiles 2017** ● Top/Bottom 5



**Gains & Losses**



		2007	2017
<b>Gains</b> 8	+1.6	Spain	6.5 8.1
	+0.8	Lithuania	6.6 7.4
	+0.4	Malta	4.1 4.5
	+0.3	Bulgaria	5.7 6.0
		Latvia	5.7 6.0
		UK	2.1 2.4
	+0.2	Croatia	5.5 5.7
		Ireland	5.3 5.5
	0.0	Romania	6.0 6.0
<b>Losses</b> 19	-0.4	Portugal	4.1 3.7
	-0.5	Luxembourg	6.8 6.3
		Netherlands	6.0 5.5
	-0.6	Germany	8.4 7.8
	-0.9	Austria	5.3 4.4
		Estonia	6.6 5.7
		Italy	5.3 4.4
	-1.1	Sweden	2.9 1.8
	-1.3	Belgium	7.3 6.0
		Slovenia	7.8 6.5
	-1.5	Slovakia	7.8 6.3
	-1.6	France	5.8 4.2
-1.7	Poland	7.4 5.7	
-1.8	Finland	4.7 2.9	
-2.3	Cyprus	7.8 5.5	
	Czech Rep.	5.7 3.4	
-2.8	Denmark	4.9 2.1	
-3.1	Greece	8.9 5.8	
-3.2	Hungary	7.4 4.2	

# Approval | Common defence and security ■ -0.4

- F1 Economic and monetary union
- F2 Common foreign policy
- F3 Common defence and security**
- F4 Common migration policy

## Individual Cohesion

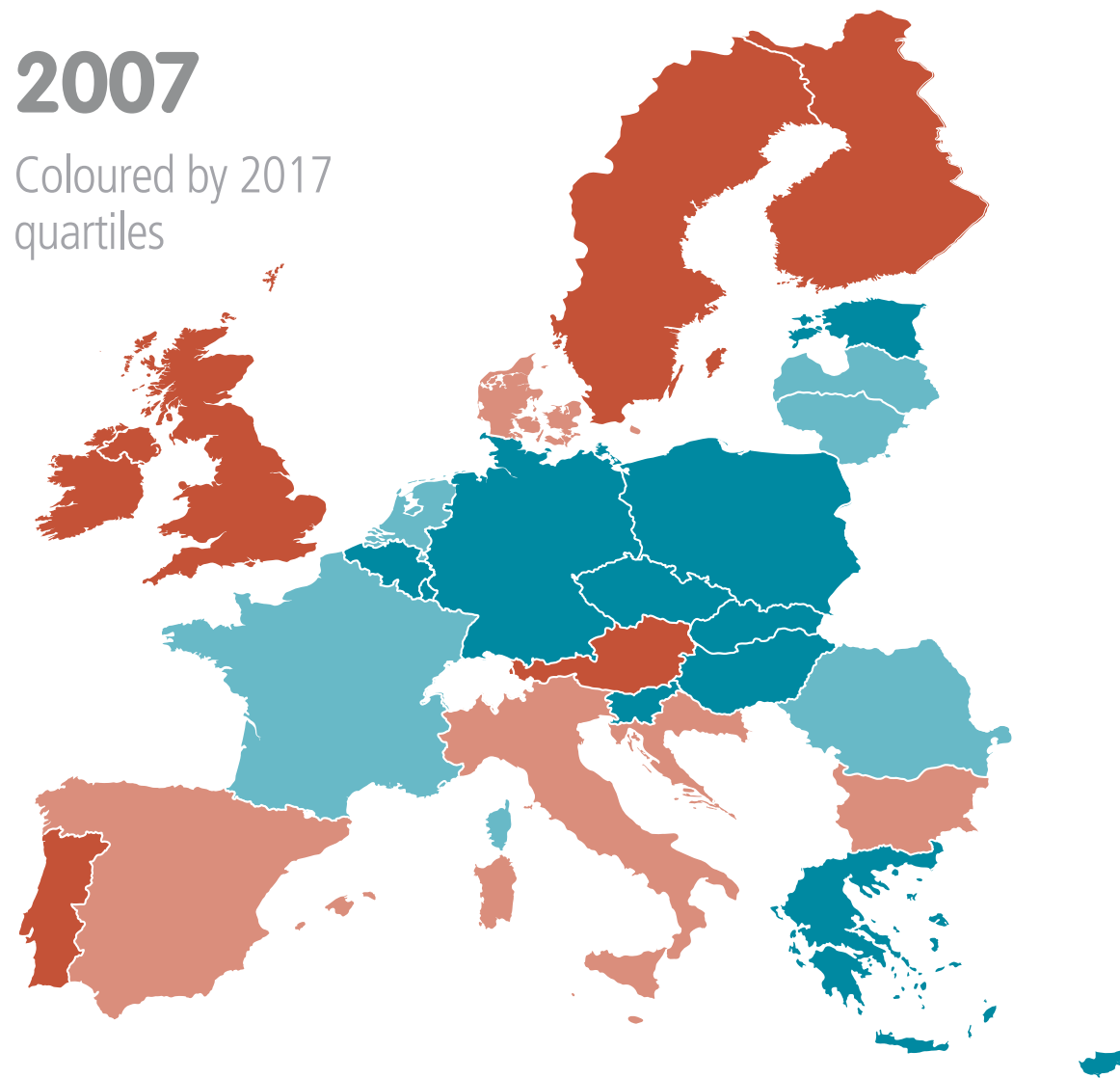
- Experience
- Engagement
- Attitudes
- Approval**
- Expectations

## Structural Cohesion

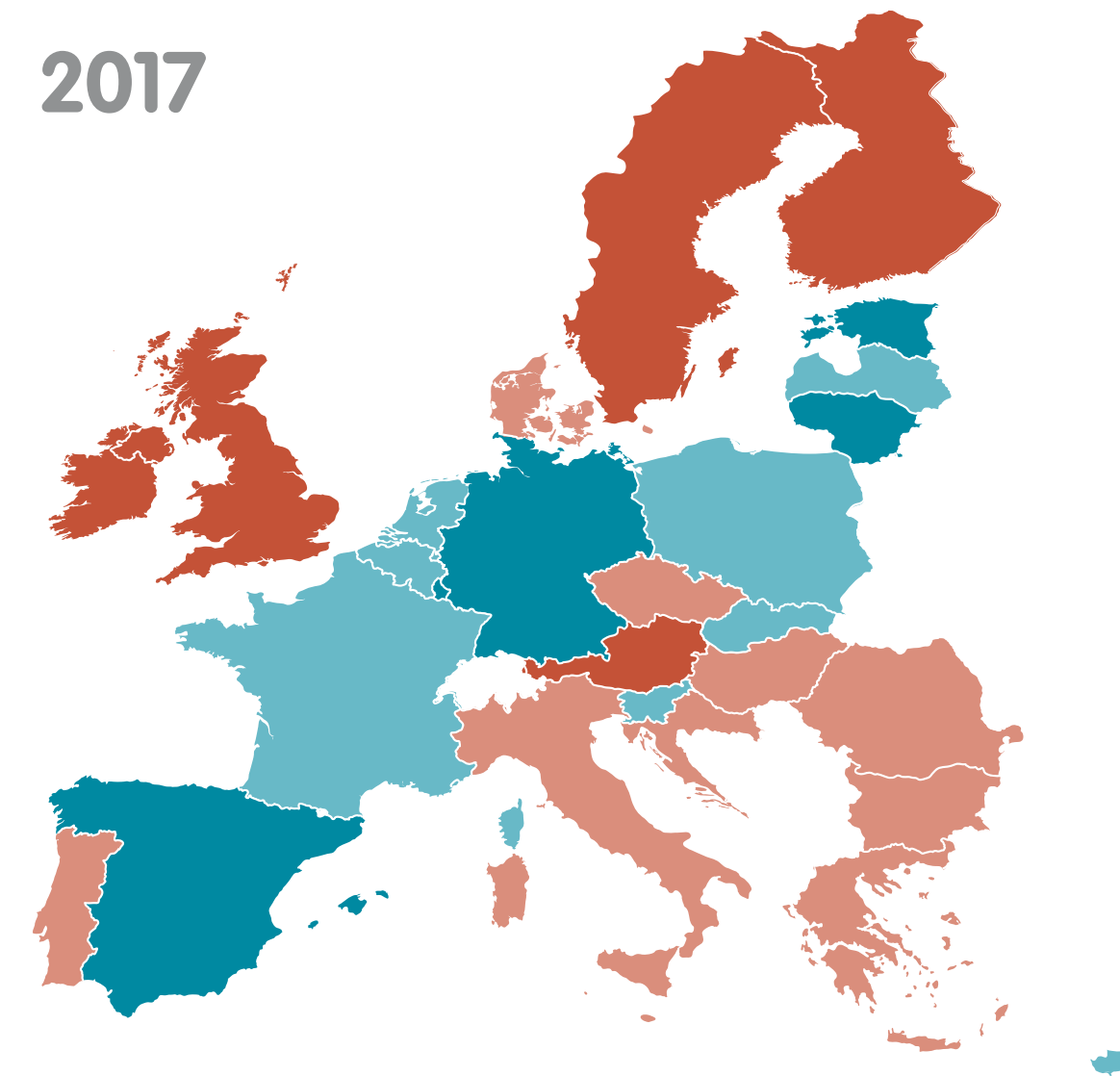
- Resilience
- Economic Ties
- Funding
- Policy Integration
- Security

**2007**

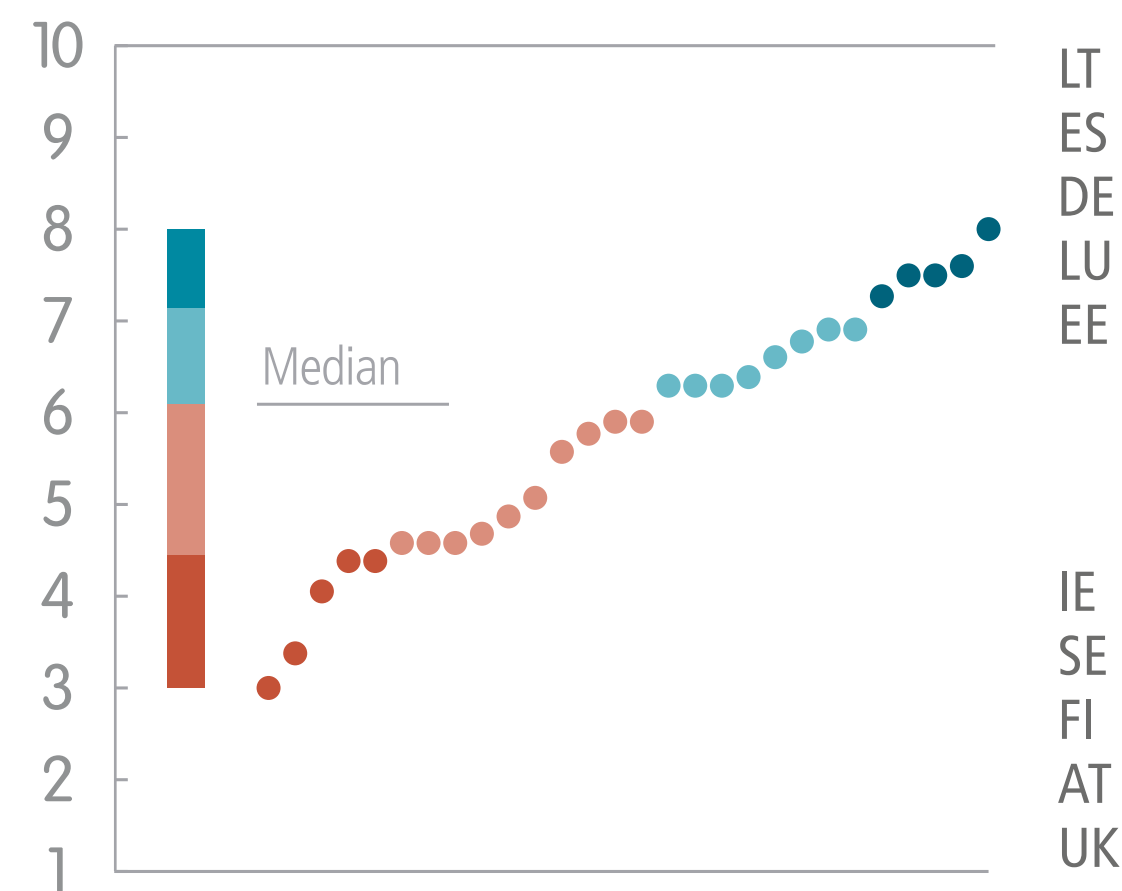
Coloured by 2017 quartiles



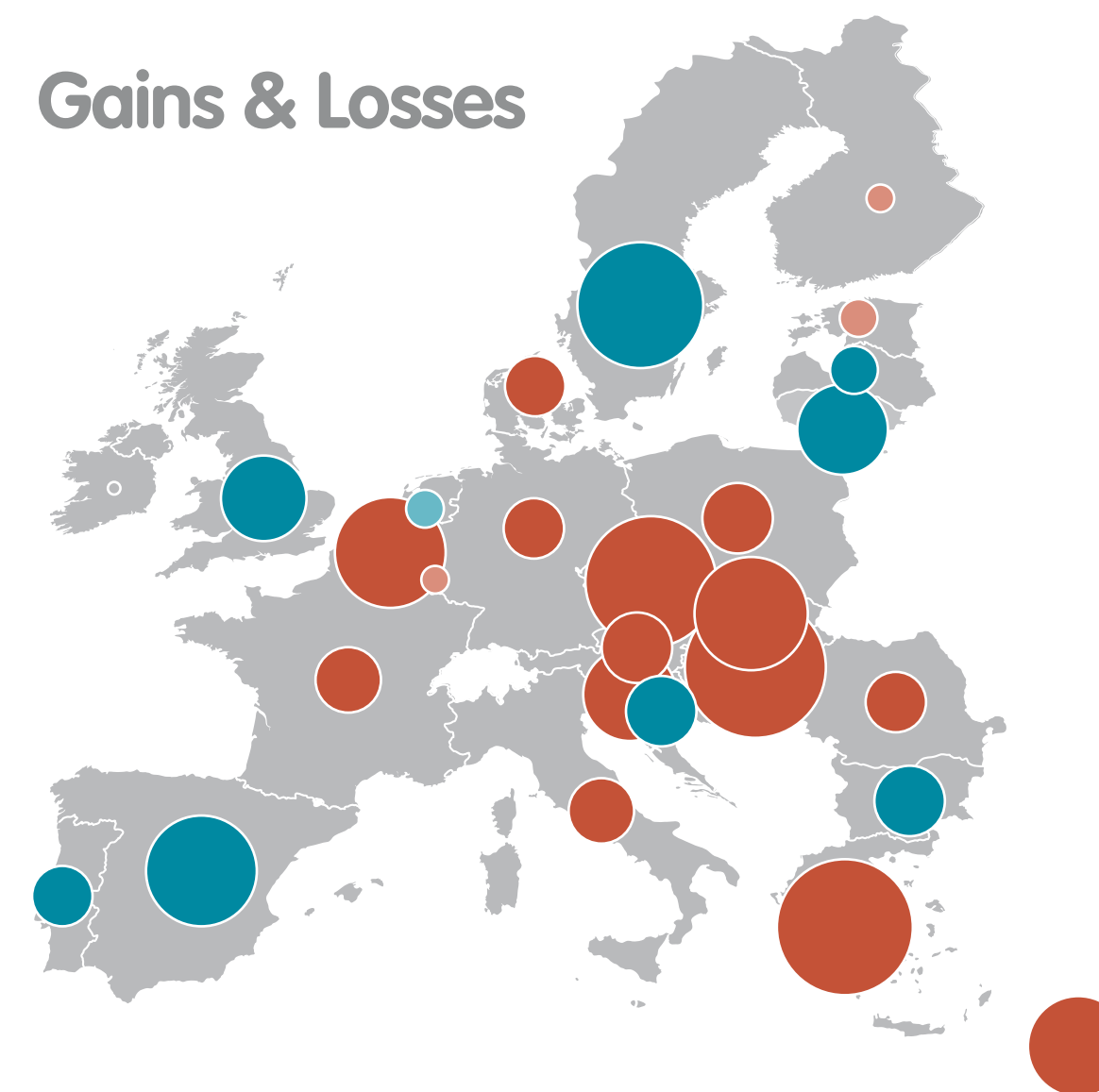
**2017**



**Quartiles 2017** ● Top/Bottom 5



**Gains & Losses**



		2007	2017	
<b>Gains</b> <span style="font-size: 2em; color: #008080;">9</span>	+2.2	Sweden	2.2	4.4
	+1.7	Spain	5.9	7.6
	+1.1	Lithuania	6.9	8.0
	+1.0	UK	2.0	3.0
	+0.7	Bulgaria	5.2	5.9
	+0.5	Croatia	5.2	5.9
	+0.3	Portugal	4.4	4.9
	+0.2	Latvia	6.6	6.9
	+0.2	Netherlands	6.6	6.8
<b>Losses</b> <span style="font-size: 2em; color: #c0392b;">17</span>	0.0	Ireland	4.4	4.4
		Malta	4.7	4.7
	-0.1	Luxembourg	7.6	7.5
	-0.2	Finland	4.2	4.1
	-0.5	Estonia	7.5	7.3
	-0.6	Denmark	5.1	4.6
	-0.7	Germany	8.0	7.5
	-0.7	Romania	6.3	5.8
	-0.7	France	6.9	6.3
-0.7	Italy	5.2	4.6	
-0.7	Austria	4.1	3.4	
-1.2	Poland	7.3	6.6	
-1.2	Slovenia	7.6	6.4	
-1.4	Cyprus	8.3	6.9	
-1.7	Belgium	8.0	6.3	
-1.8	Slovakia	8.1	6.3	
-2.4	Czech Rep.	7.5	5.1	
-2.5	Greece	8.1	5.6	
-2.7	Hungary	7.3	4.6	

# Approval | Common migration policy

 -1.4

- F1 Economic and monetary union
- F2 Common foreign policy
- F3 Common defence and security
- F4 Common migration policy**

## Individual Cohesion

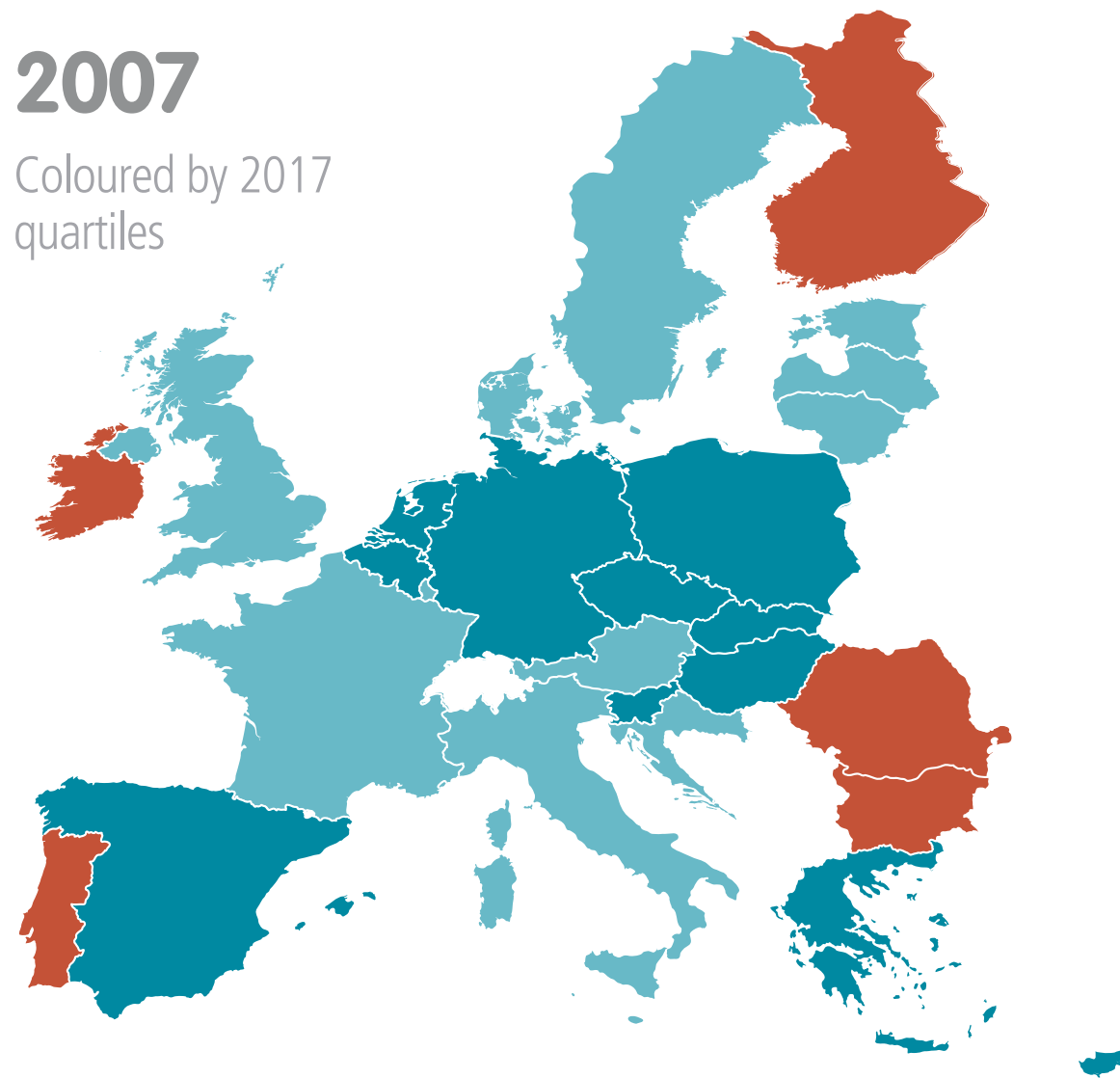
- Experience
- Engagement
- Attitudes
- Approval**
- Expectations

## Structural Cohesion

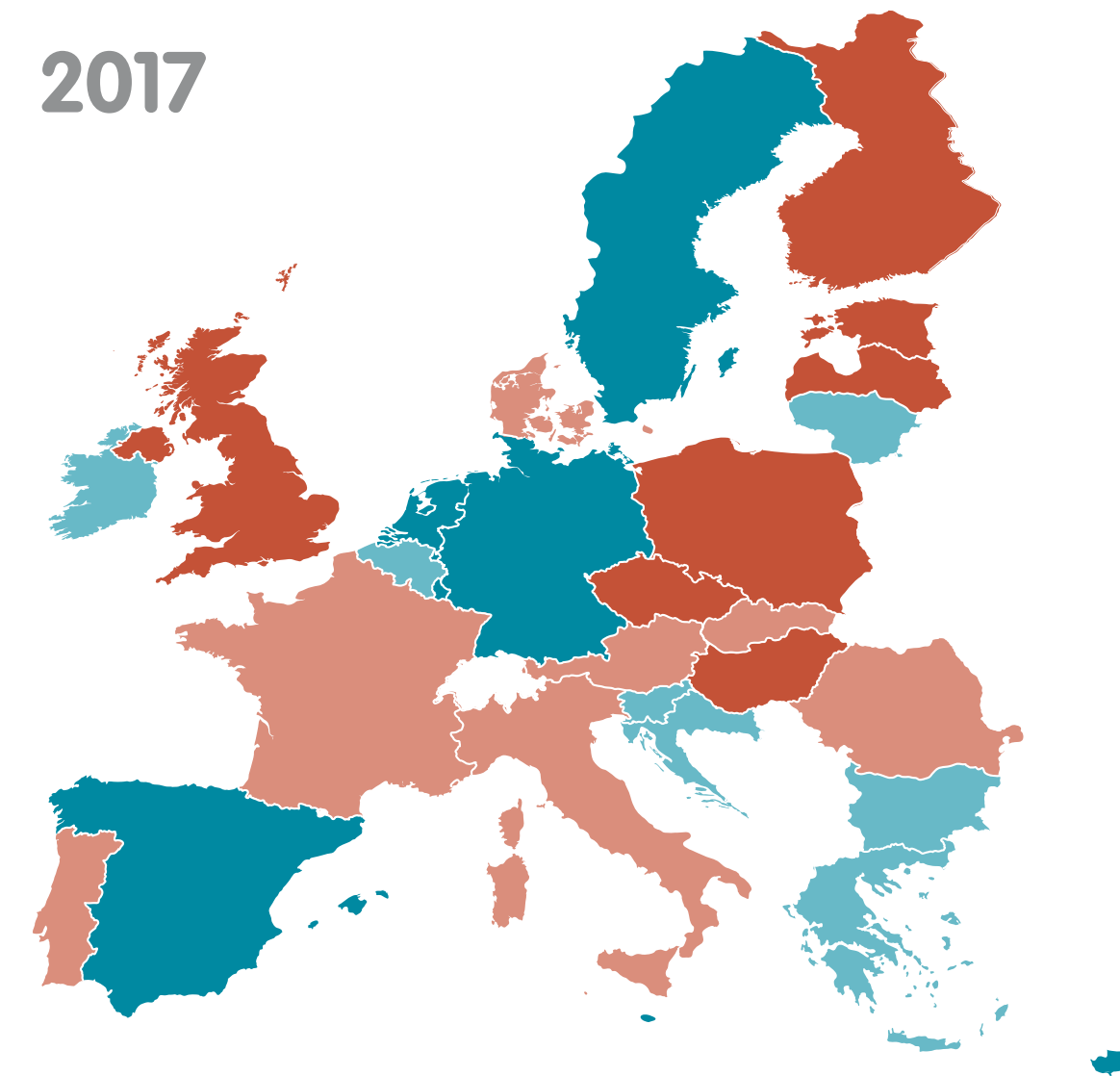
- Resilience
- Economic Ties
- Funding
- Policy Integration
- Security

2007

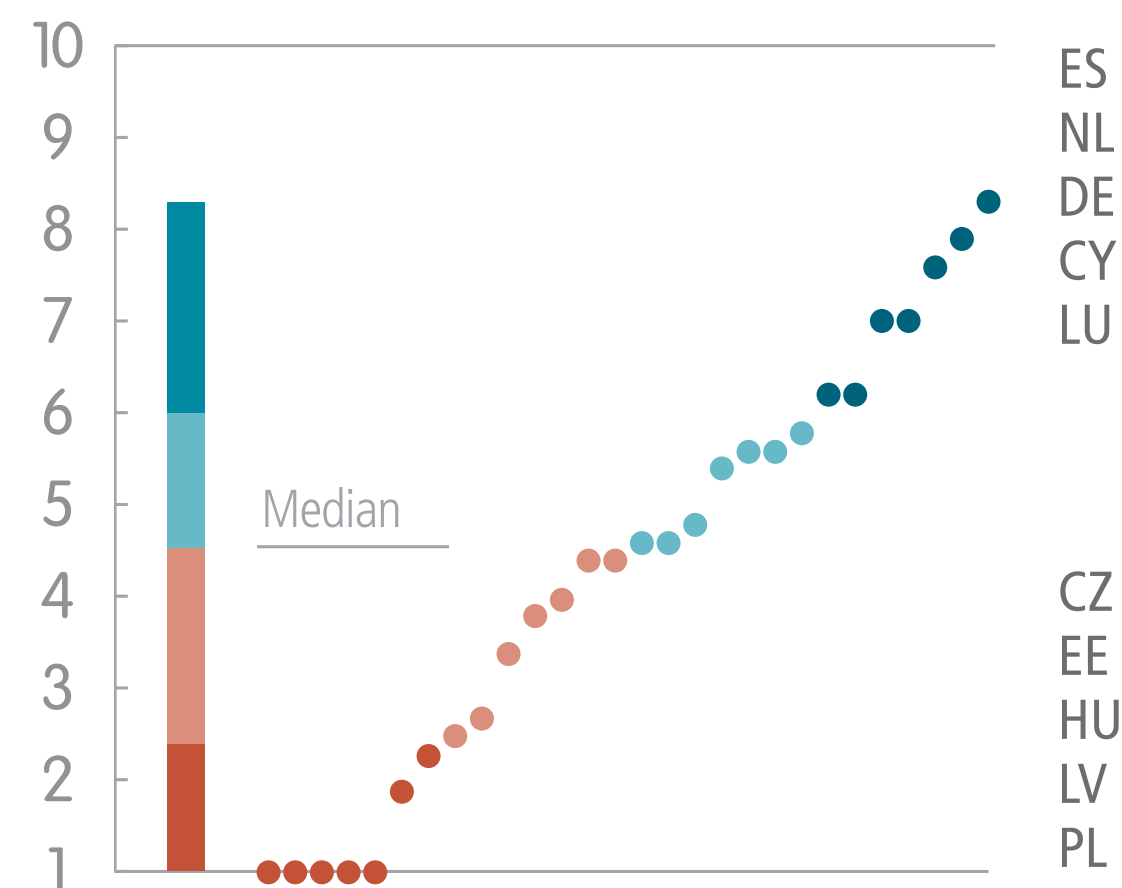
Coloured by 2017 quartiles



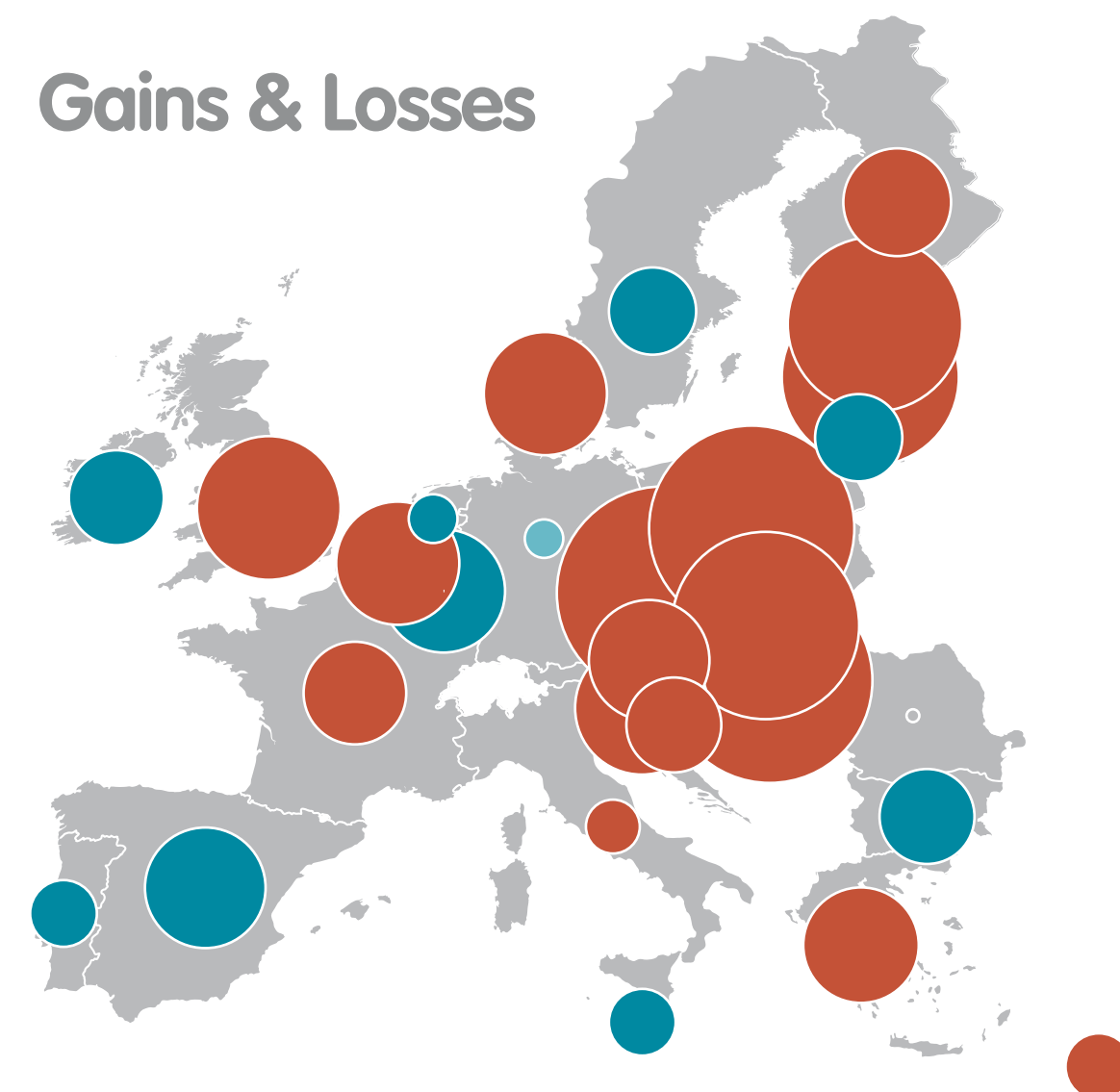
2017



Quartiles 2017 : Top/Bottom 5



Gains & Losses



**Gains** 10

	2007	2017
+2.0	Luxembourg	5.0 7.0
+1.9	Spain	6.4 8.3
+1.2	Bulgaria	3.6 4.8
+1.0	Ireland	4.4 5.6
+1.0	Lithuania	4.6 5.6
+0.6	Sweden	5.2 6.2
+0.6	Malta	5.6 6.2
+0.3	Portugal	3.4 4.0
+0.3	Netherlands	7.6 7.9
+0.2	Germany	7.4 7.6
0.0	Romania	3.4 3.4

**Losses** 17

-0.4	Italy	4.8 4.4
-0.6	Cyprus	7.6 7.0
-1.2	Croatia	5.8 4.6
-1.4	France	5.8 4.4
-1.5	Finland	3.8 2.3
-1.8	Greece	7.6 5.8
-1.9	Austria	4.6 2.7
-2.0	Belgium	7.4 5.4
-2.4	Denmark	5.8 3.8
-2.4	Slovenia	7.0 4.6
-2.7	UK	4.6 1.9
-4.0	Estonia	5.0 1.0
-4.2	Latvia	5.2 1.0
-4.7	Slovakia	7.2 2.5
-5.6	Hungary	6.6 1.0
-5.6	Poland	6.6 1.0
-6.0	Czech Rep.	7.0 1.0

# Expectations | 11-year trend -0.2

Premise: A positive outlook on life and one's economic future increases the willingness to cooperate with others.

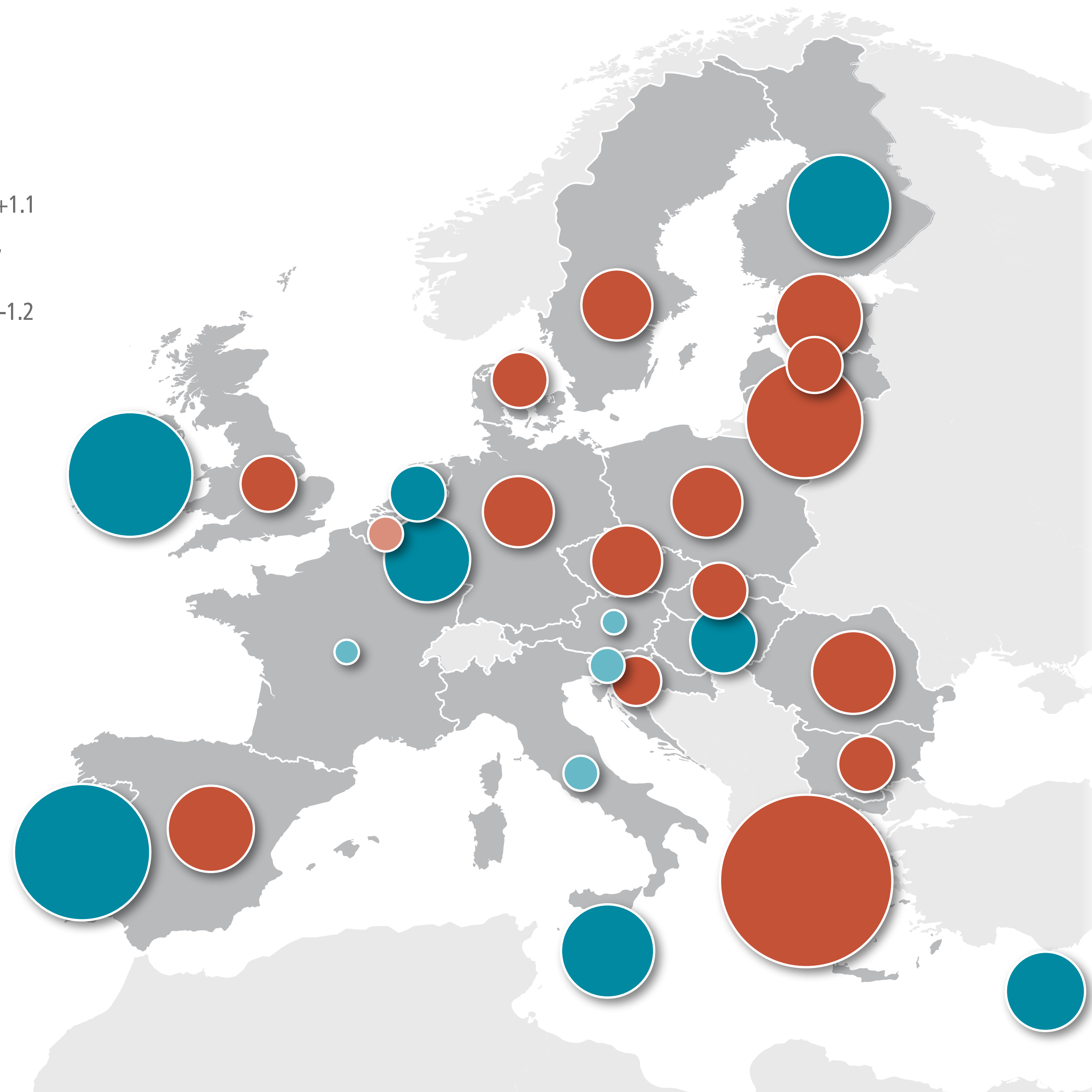
- F1 Life in general -0.1
- F2 Personal job situation 0.0
- F3 Household financial situation -0.1
- F4 Country's economic situation +1.1
- F5 EU's economic situation -0.7
- F6 Optimism about EU's future -1.2

## Individual Cohesion

- Experience
- Engagement
- Attitudes
- Approval
- Expectations**

## Structural Cohesion

- Resilience
- Economic Ties
- Funding
- Policy Integration
- Security



		2007	2017	
<b>Gains</b> 12	+3.0	Portugal	4.6	7.6
	+2.5	Ireland	6.2	8.7
	+1.7	Finland	5.0	6.7
	+1.4	Malta	6.7	8.1
	+1.2	Luxembourg	5.1	6.3
	+1.0	Cyprus	4.3	5.3
	+0.7	Hungary	4.1	4.8
	+0.5	Netherlands	6.4	6.9
	+0.2	Italy	6.1	6.3
		Slovenia	5.8	6.0
	+0.1	Austria	5.6	5.7
		France	7.2	7.3
<b>Losses</b> 16	-0.2	Belgium	6.3	6.1
	-0.4	Croatia	6.3	5.9
	-0.5	Bulgaria	6.0	5.5
		Denmark	6.7	6.2
		Latvia	6.6	6.1
		Slovakia	6.4	5.9
		UK	5.9	5.4
	-0.8	Czech Rep.	5.3	4.5
		Germany	5.3	4.5
		Poland	6.8	6.0
		Sweden	7.2	6.4
	-1.1	Romania	8.7	7.6
	-1.2	Estonia	8.0	6.8
		Spain	7.3	6.1
-2.2	Lithuania	8.1	5.9	
-4.8	Greece	7.2	2.4	



# Expectations | Life in general | -0.1

- F1** Life in general
- F2 Personal job situation
- F3 Household financial situation
- F4 Country's economic situation
- F5 EU's economic situation
- F6 Optimism about EU's future

## Individual Cohesion

- Experience
- Engagement
- Attitudes
- Approval

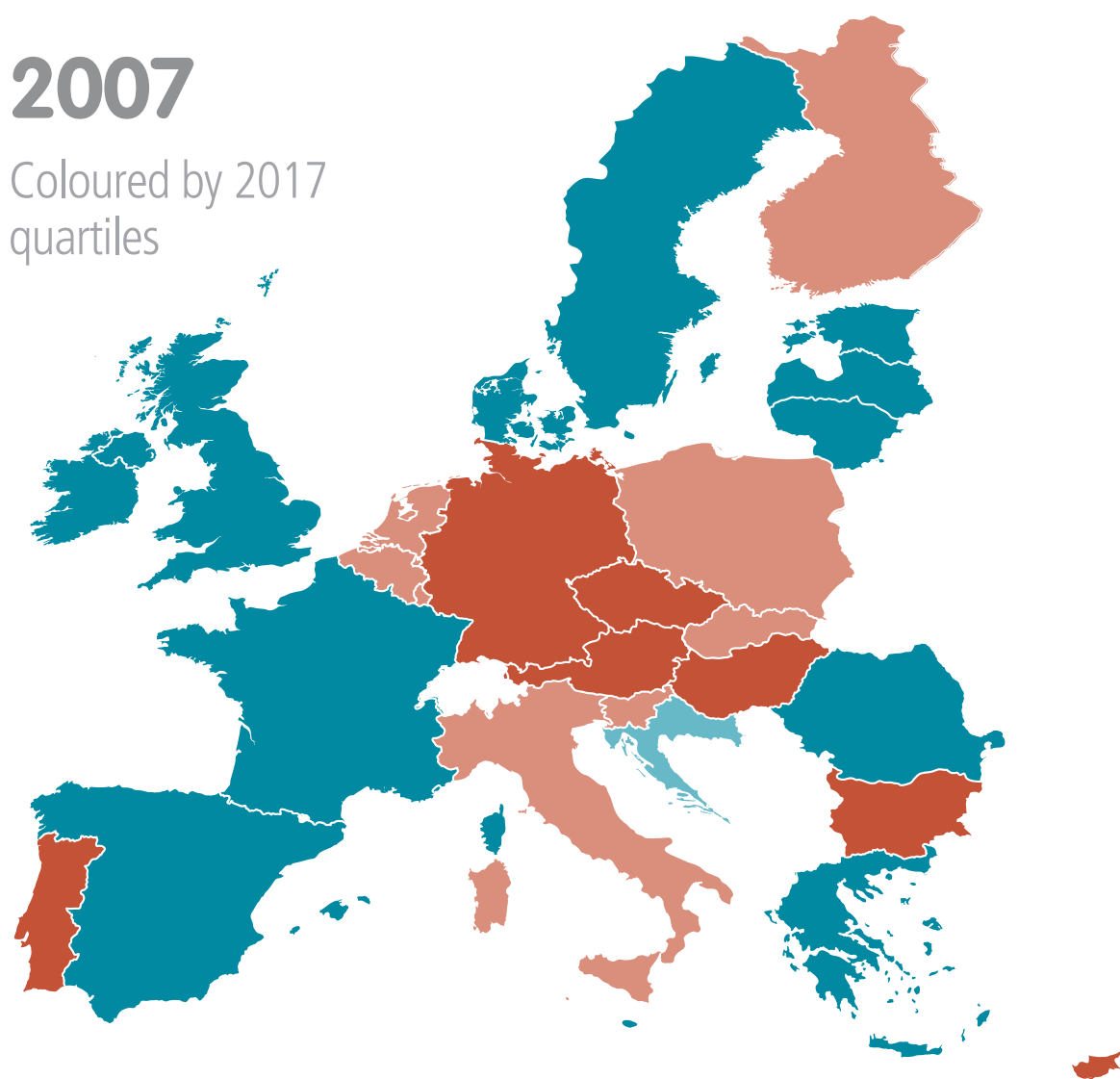
## Expectations

## Structural Cohesion

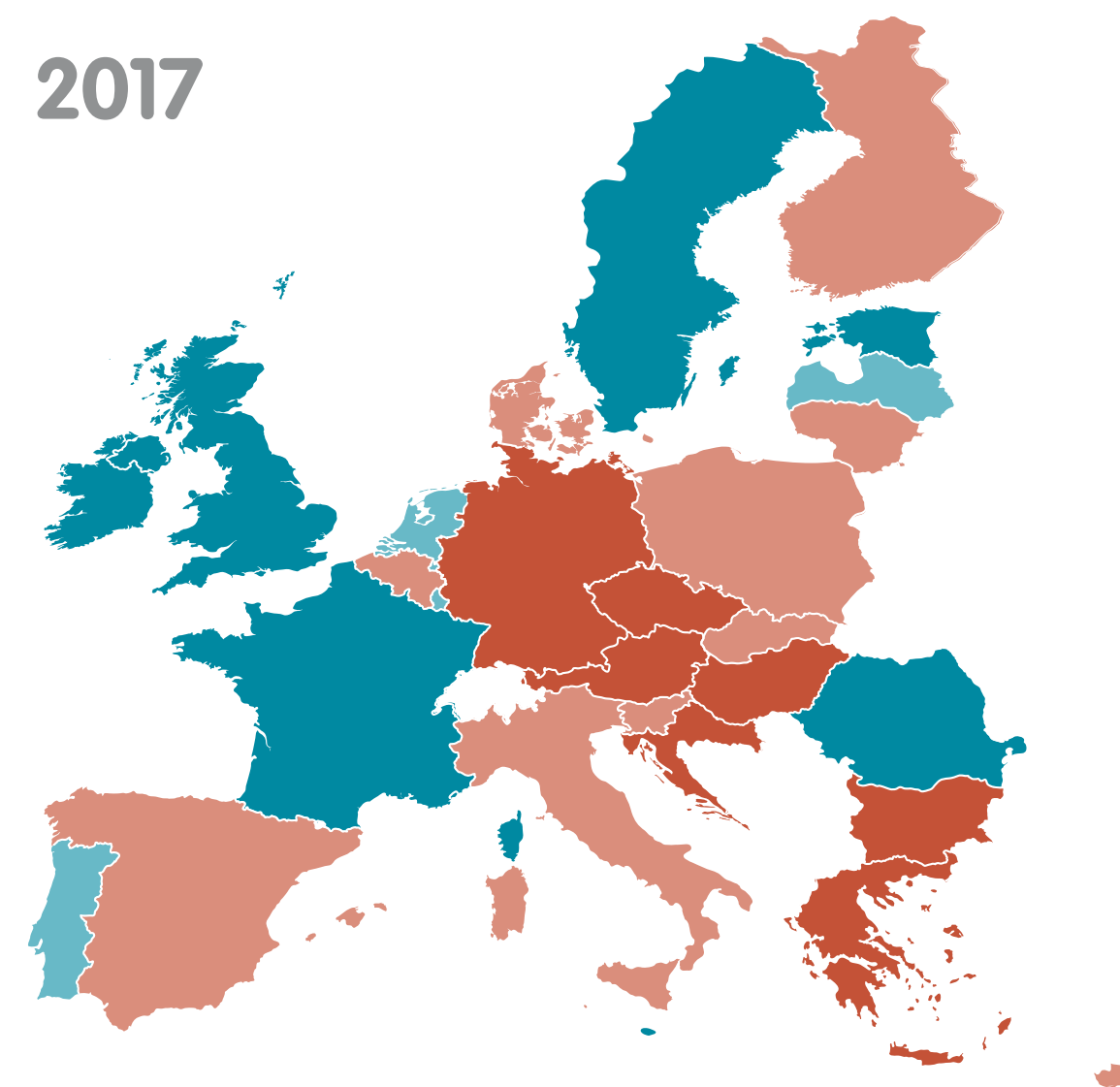
- Resilience
- Economic Ties
- Funding
- Policy Integration
- Security

**2007**

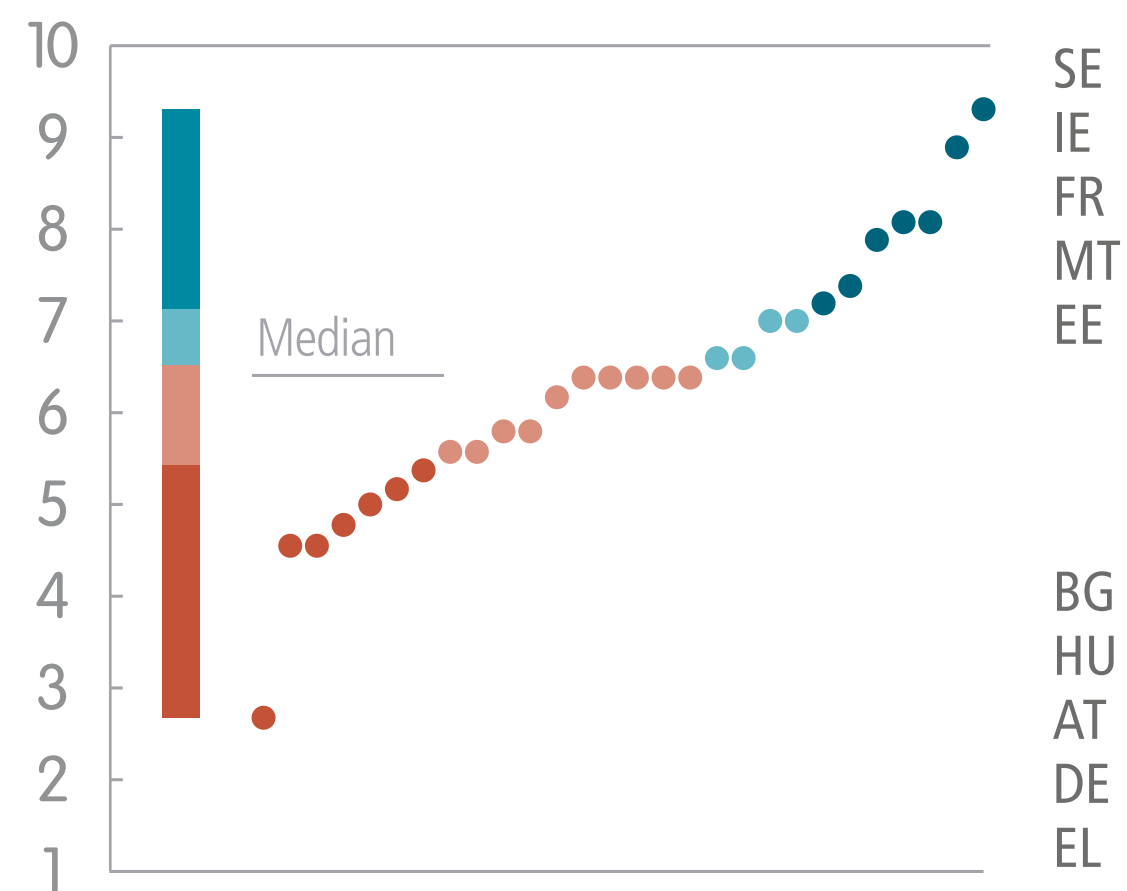
Coloured by 2017  
quartiles



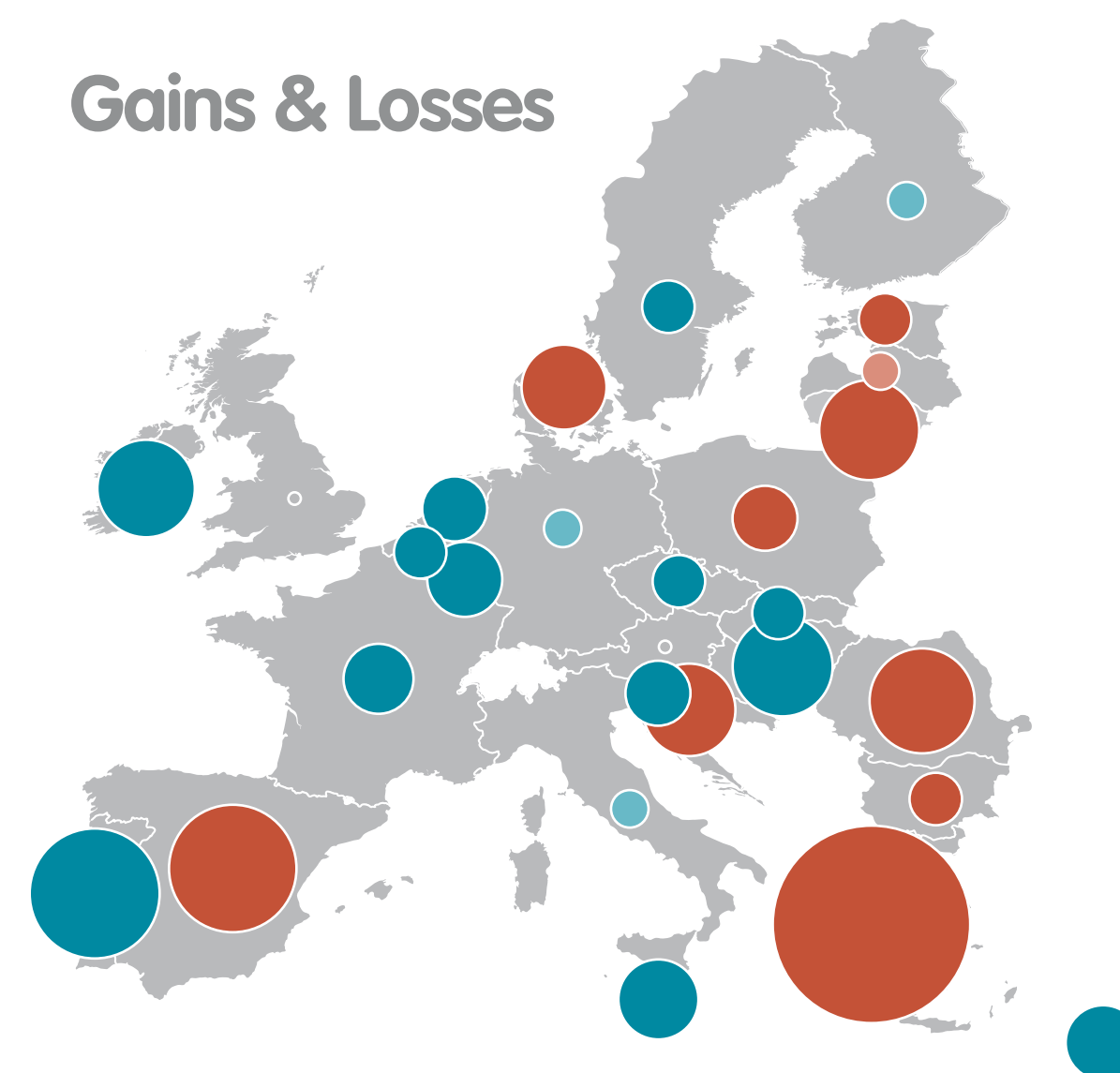
**2017**



**Quartiles 2017** ● Top/Bottom 5



**Gains & Losses**



		2007		2017	
<b>Gains</b>	<b>16</b>	+2.4	Portugal	4.2	6.6
		+1.4	Hungary	3.4	4.8
		+1.3	Ireland	7.6	8.9
		+0.9	Malta	7.2	8.1
		+0.8	Cyprus	5.0	5.8
			Luxembourg	6.2	7.0
		+0.7	France	7.4	8.1
		+0.6	Slovenia	5.6	6.2
			Netherlands	6.0	6.6
		+0.4	Belgium	6.0	6.4
			Czech Rep.	4.8	5.2
			Slovakia	6.0	6.4
			Sweden	8.9	9.3
		+0.2	Finland	6.2	6.4
			Italy	6.2	6.4
			Germany	4.4	4.6
	0.0	Austria	4.6	4.6	
		UK	7.4	7.4	
<b>Losses</b>	<b>10</b>	-0.2	Latvia	7.2	7.0
		-0.4	Bulgaria	5.4	5.0
			Estonia	8.3	7.9
		-0.6	Poland	6.2	5.6
		-1.0	Denmark	7.4	6.4
		-1.2	Croatia	6.6	5.4
		-1.4	Lithuania	7.2	5.8
		-1.5	Romania	8.7	7.2
-2.3	Spain	7.9	5.6		
-5.4	Greece	8.1	2.7		

# Expectations | Personal job situation 0.0

- F1 Life in general
- F2 Personal job situation**
- F3 Household financial situation
- F4 Country's economic situation
- F5 EU's economic situation
- F6 Optimism about EU's future

## Individual Cohesion

- Experience
- Engagement
- Attitudes
- Approval

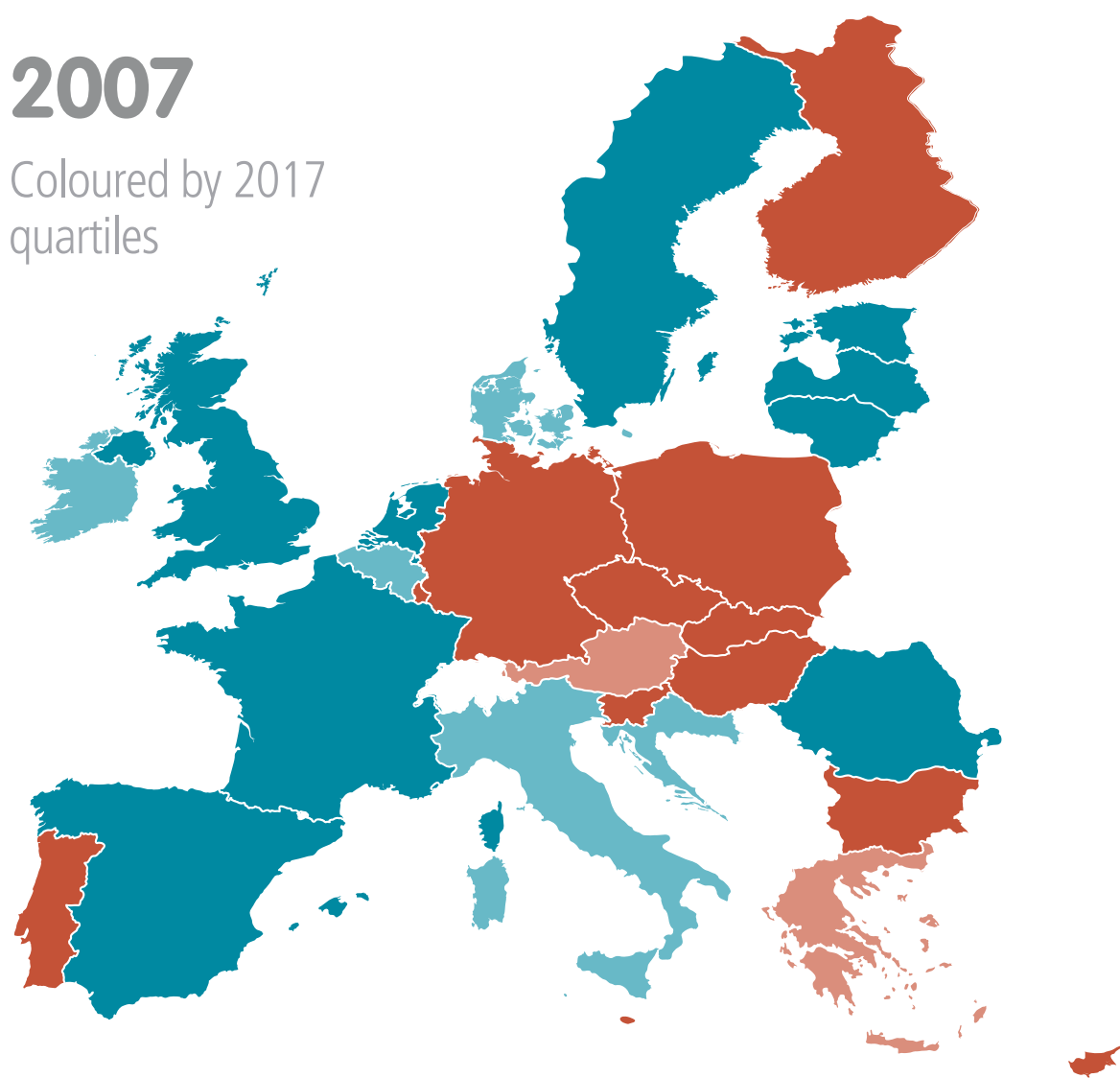
## Expectations

## Structural Cohesion

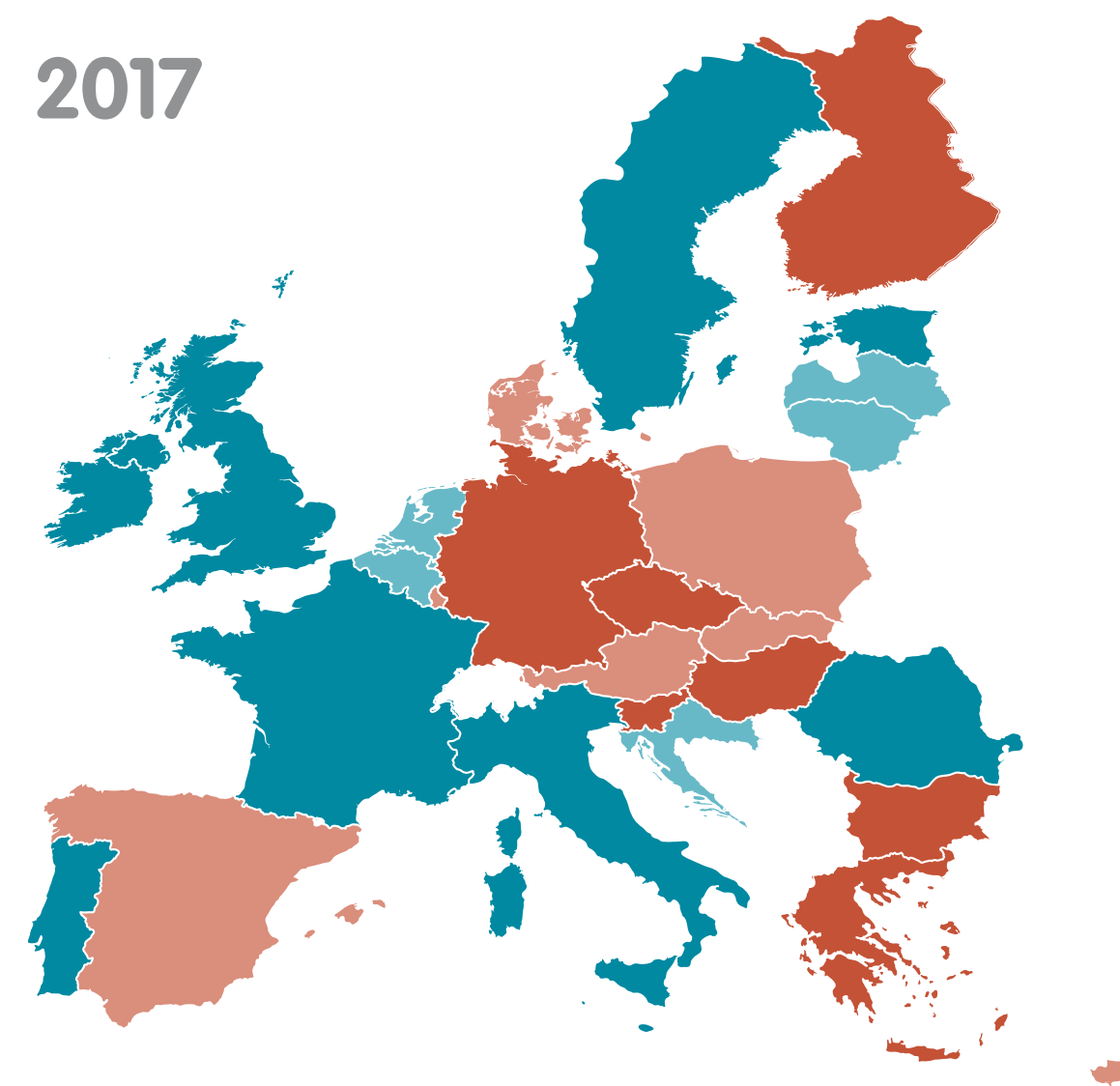
- Resilience
- Economic Ties
- Funding
- Policy Integration
- Security

2007

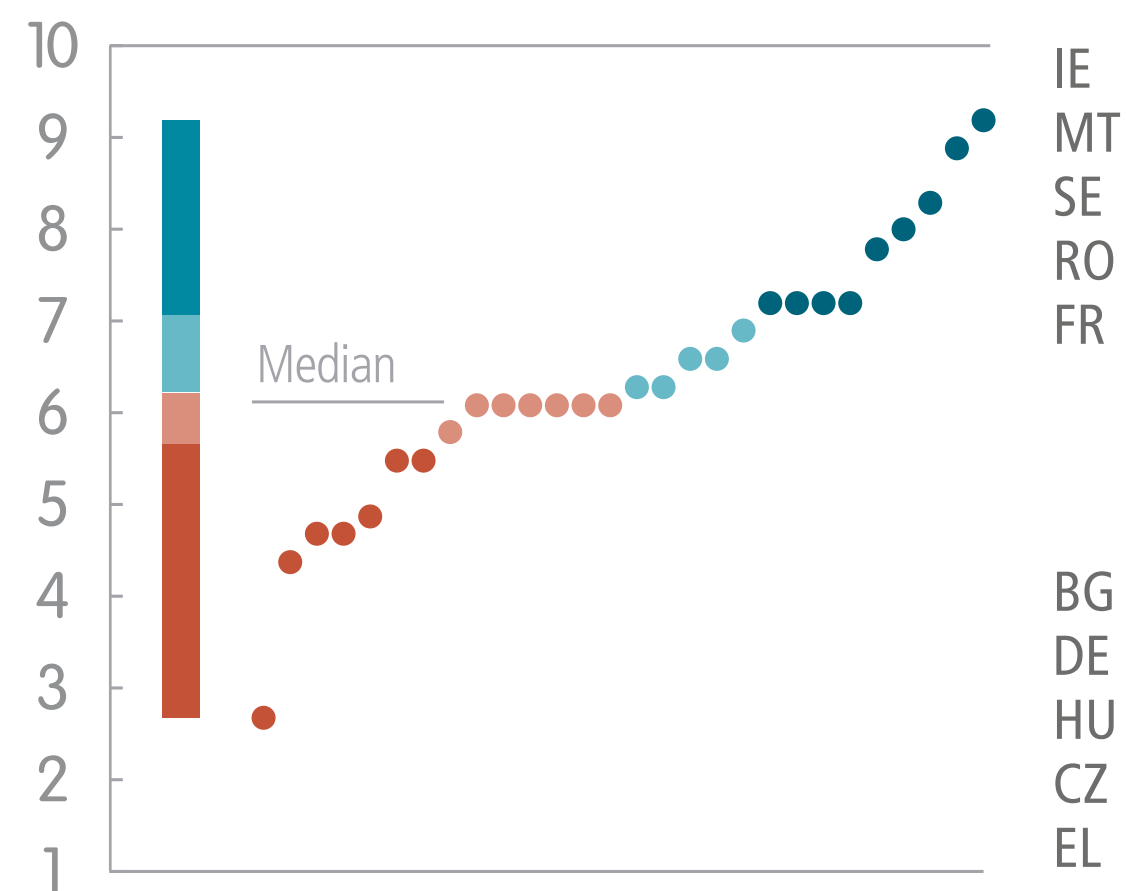
Coloured by 2017 quartiles



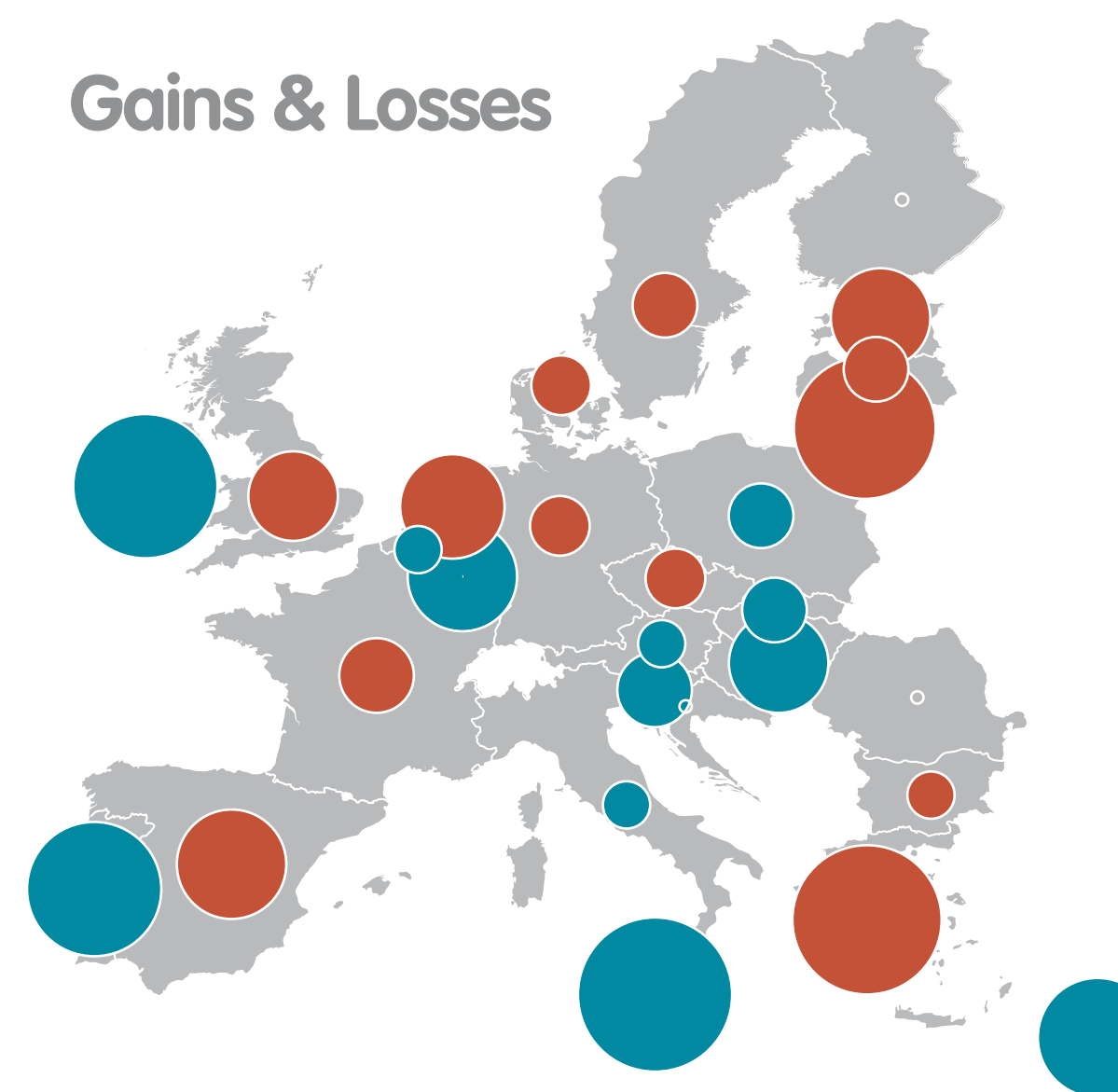
2017



Quartiles 2017 : Top/Bottom 5



Gains & Losses



Gains  
12

	2007	2017	
+3.4	Malta	5.5	8.9
+2.9	Ireland	6.3	9.2
+2.5	Portugal	4.7	7.2
+2.0	Cyprus	3.8	5.8
+1.7	Luxembourg	4.4	6.1
+1.4	Hungary	3.3	4.7
+0.8	Slovenia	4.7	5.5
+0.6	Poland	5.5	6.1
	Slovakia	5.5	6.1
+0.3	Austria	5.8	6.1
	Belgium	6.3	6.6
	Italy	6.9	7.2

0.0

0.0	Croatia	6.3	6.3
	Finland	5.5	5.5
	Romania	8.0	8.0

Losses  
13

-0.3	Bulgaria	5.2	4.9
-0.5	Czech Rep.	4.9	4.4
	Denmark	6.6	6.1
	Germany	5.2	4.7
-0.6	Latvia	7.5	6.9
	Sweden	8.9	8.3
-0.8	France	8.6	7.8
-1.1	UK	8.3	7.2
-1.4	Estonia	8.6	7.2
-1.5	Netherlands	7.8	6.3
-1.7	Spain	7.8	6.1
-2.8	Lithuania	9.4	6.6
-3.1	Greece	5.8	2.7

# Expectations | Household financial situation | -0.1

- F1 Life in general
- F2 Personal job situation
- F3 Household financial situation**
- F4 Country's economic situation
- F5 EU's economic situation
- F6 Optimism about EU's future

## Individual Cohesion

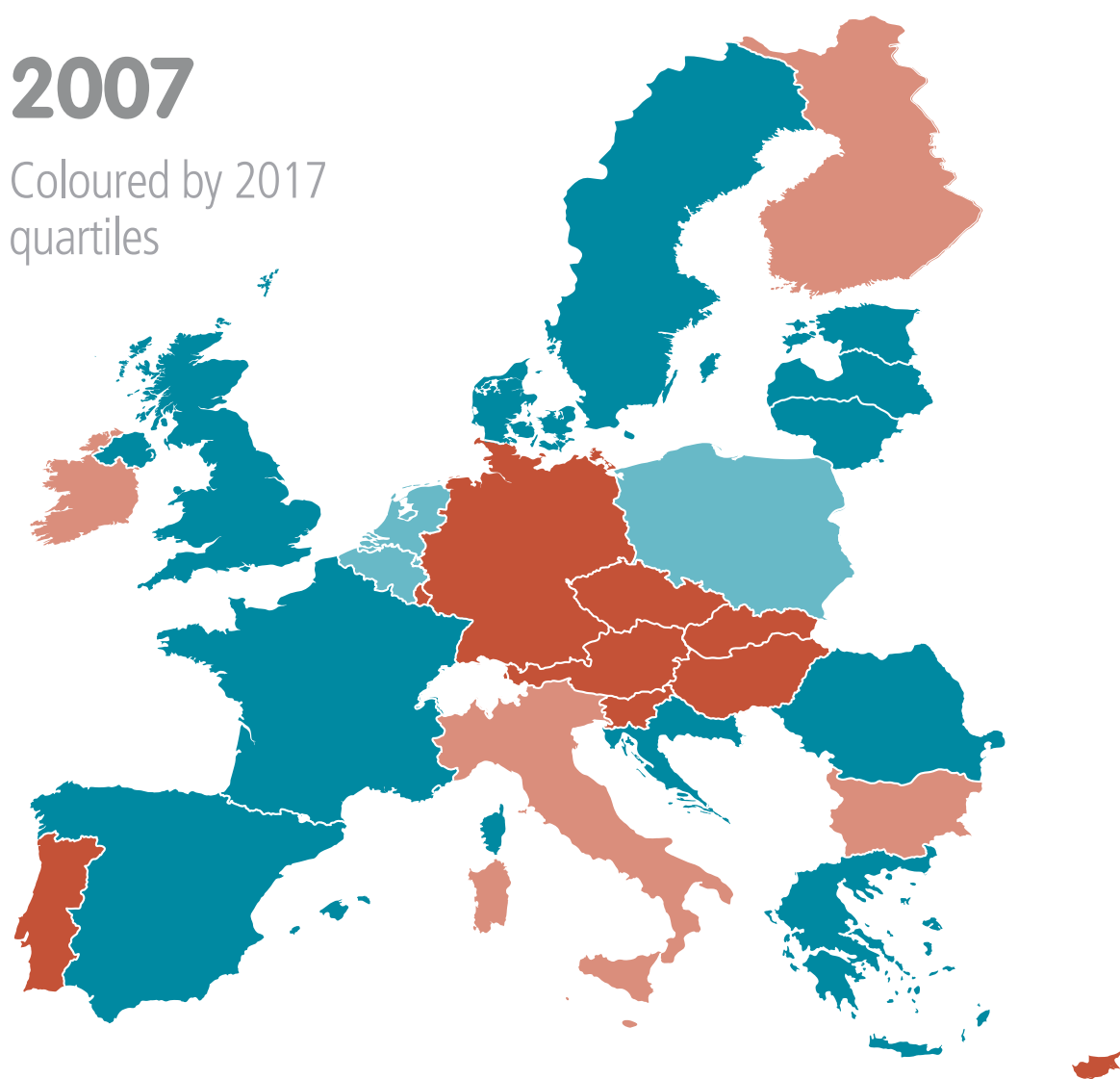
- Experience
- Engagement
- Attitudes
- Approval
- Expectations**

## Structural Cohesion

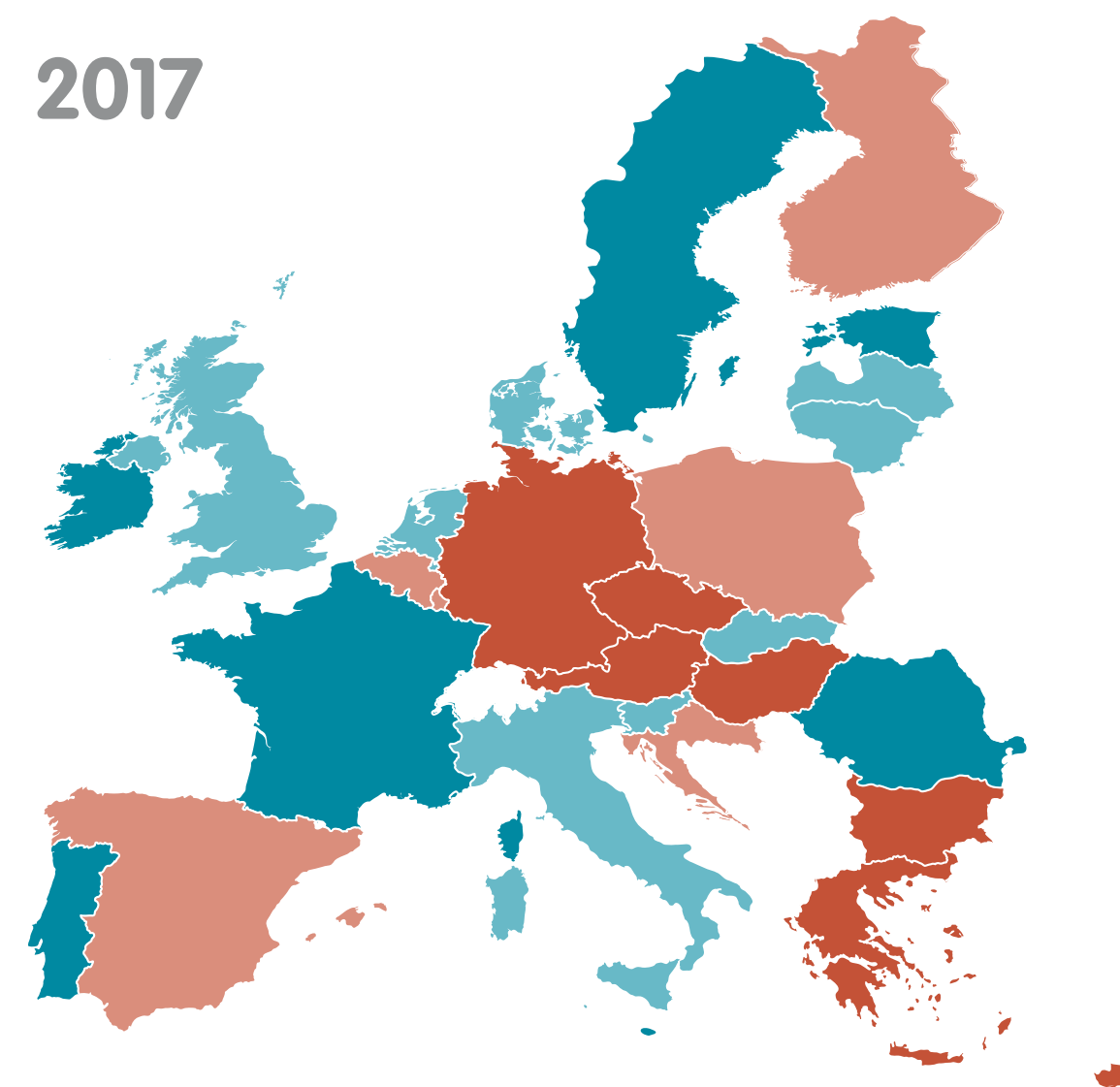
- Resilience
- Economic Ties
- Funding
- Policy Integration
- Security

2007

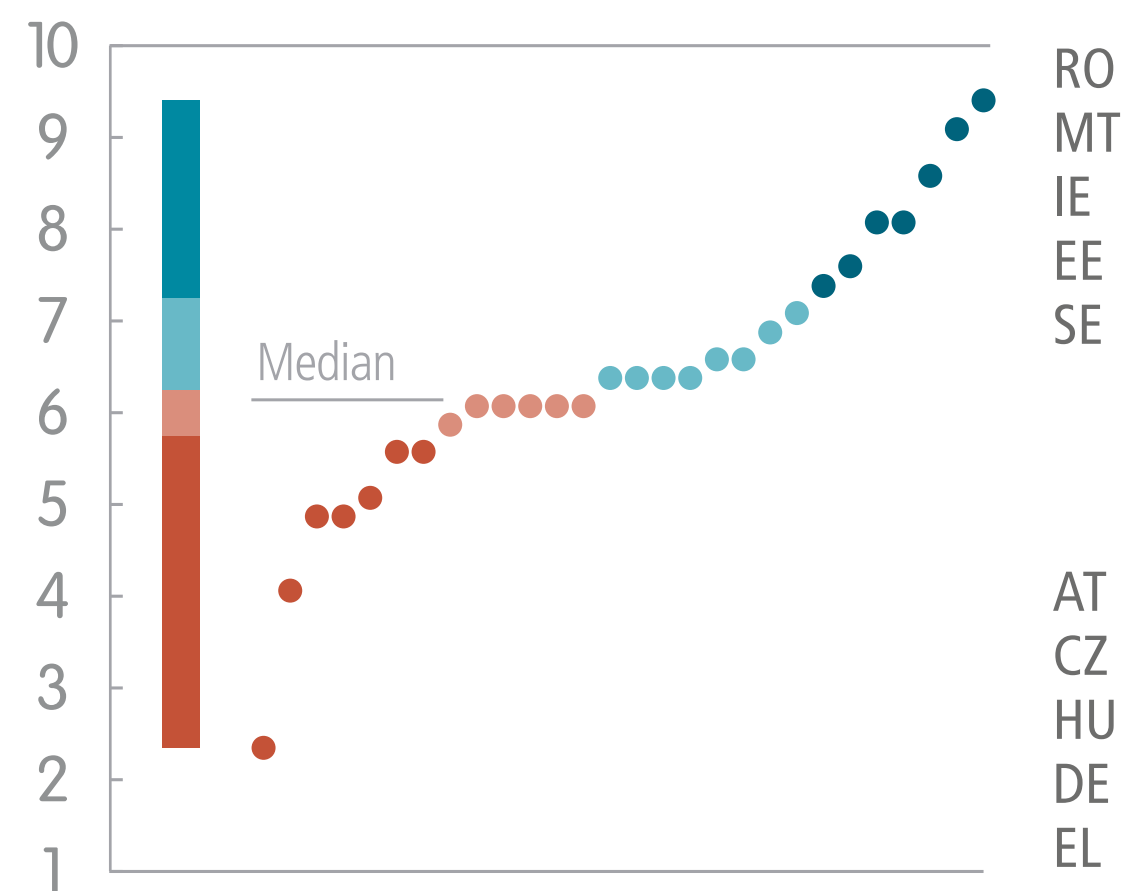
Coloured by 2017 quartiles



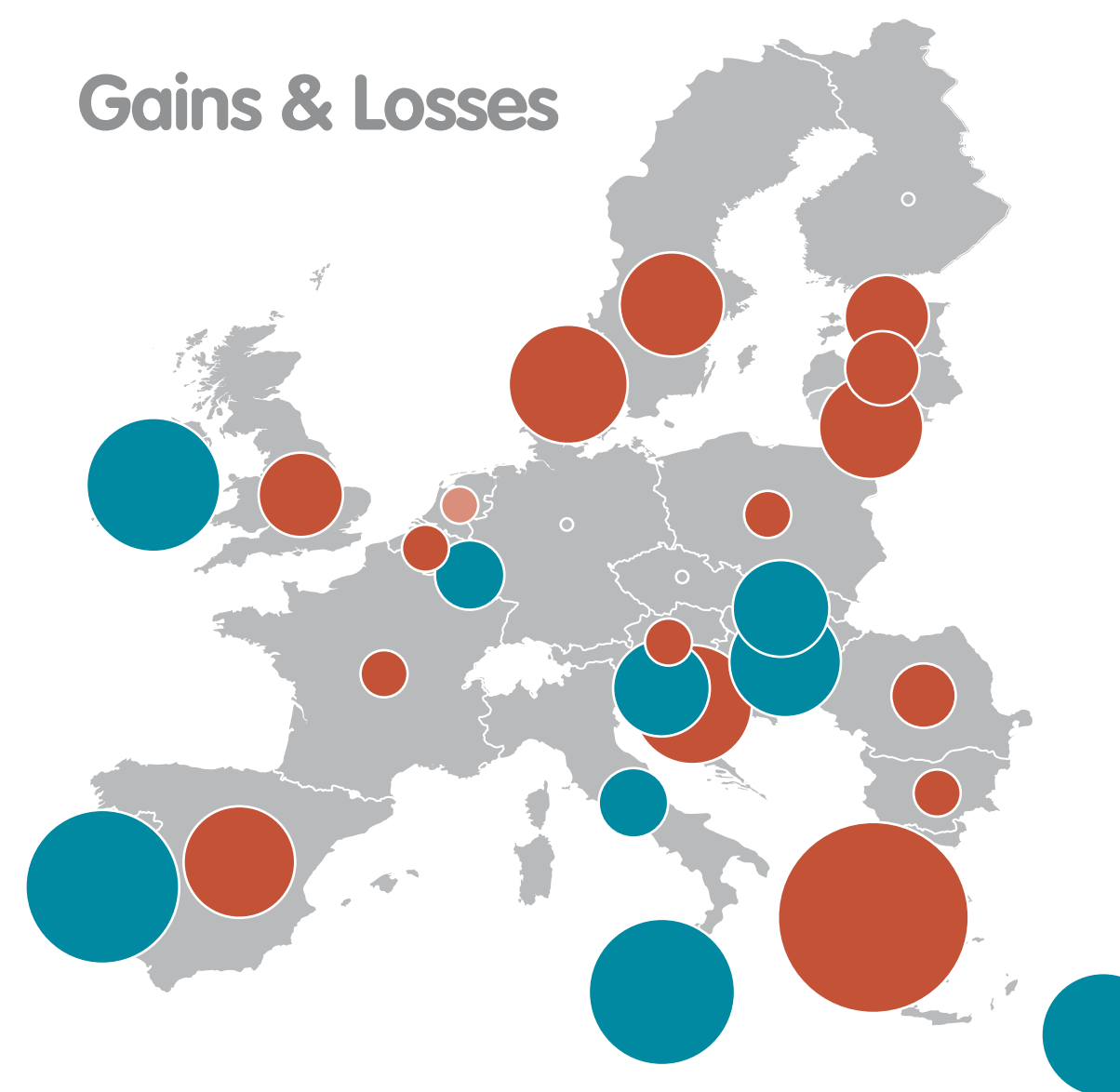
2017



Quartiles 2017 : Top/Bottom 5



Gains & Losses



Gains

9

	2007	2017	
+3.3	Portugal	4.1	7.4
+3.0	Malta	6.1	9.1
+2.5	Ireland	6.1	8.6
+2.2	Cyprus	3.4	5.6
+1.8	Hungary	3.1	4.9
+1.3	Slovakia	5.6	6.9
	Slovenia	5.1	6.4
+0.7	Italy	5.9	6.6
	Luxembourg	5.4	6.1

0.0

Czech Rep.	4.9	4.9
Finland	6.1	6.1
Germany	4.1	4.1

Losses

16

-0.2	Netherlands	6.6	6.4
-0.3	Austria	5.4	5.1
	Belgium	6.4	6.1
	Bulgaria	5.9	5.6
	France	7.9	7.6
	Poland	6.4	6.1
-0.6	Romania	10.0	9.4
-0.8	Latvia	7.9	7.1
-1.0	Estonia	9.1	8.1
	UK	7.6	6.6
-1.5	Lithuania	7.9	6.4
	Sweden	9.6	8.1
-1.8	Spain	7.9	6.1
-2.0	Croatia	7.9	5.9
	Denmark	8.4	6.4
-5.2	Greece	7.6	2.4

# Expectations

# Country's economic situation

+1.1

- F1 Life in general
- F2 Personal job situation
- F3 Household financial situation
- F4 Country's economic situation**
- F5 EU's economic situation
- F6 Optimism about EU's future

## Individual Cohesion

- Experience
- Engagement
- Attitudes
- Approval

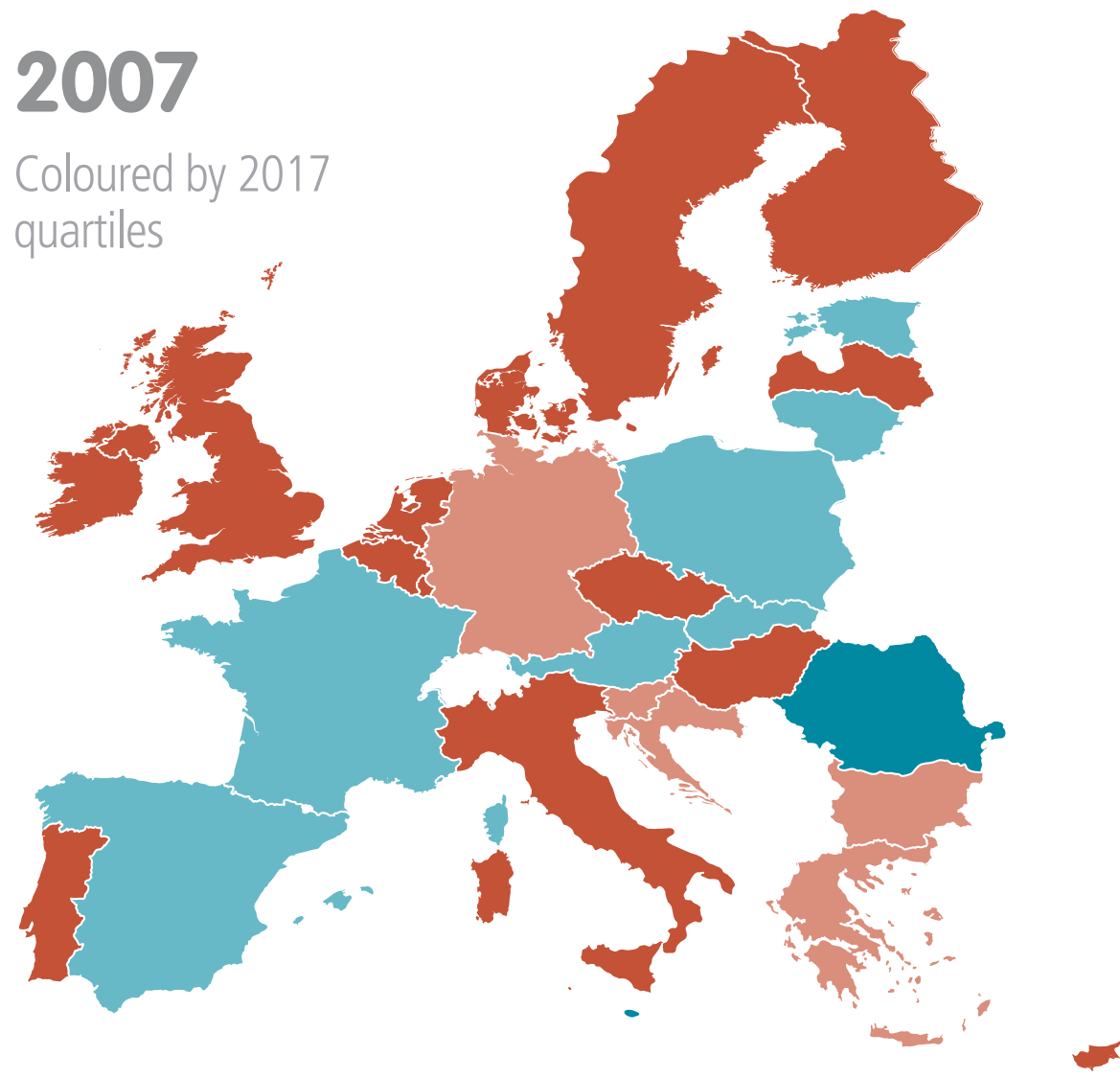
## Expectations

## Structural Cohesion

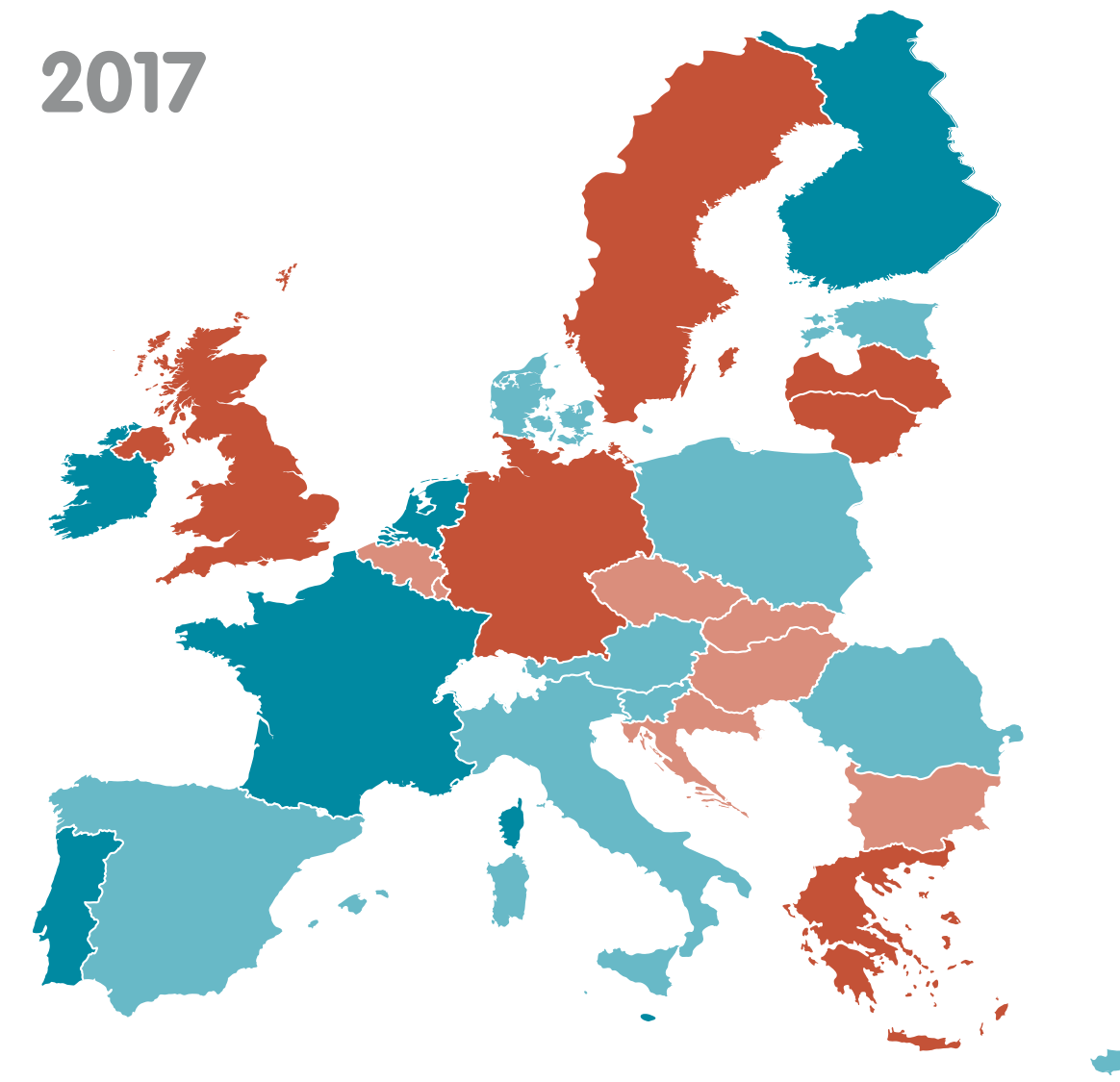
- Resilience
- Economic Ties
- Funding
- Policy Integration
- Security

2007

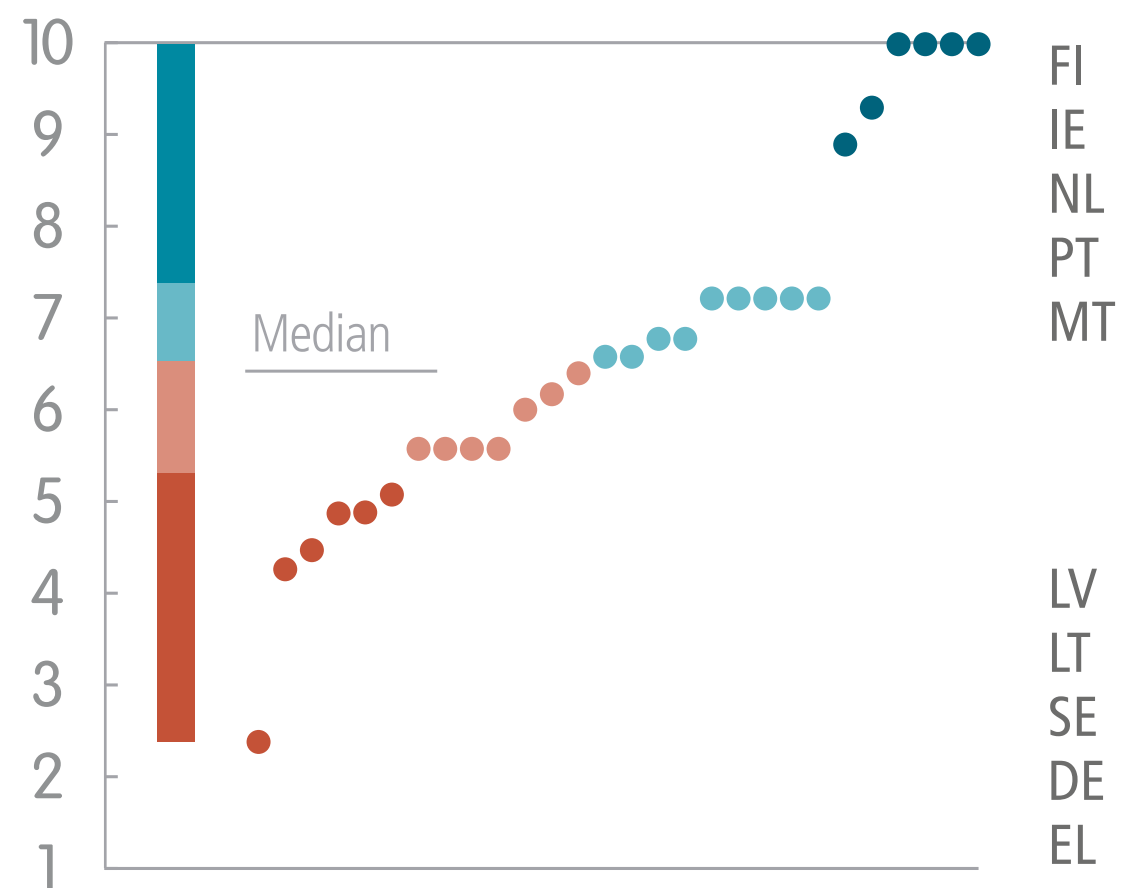
Coloured by 2017 quartiles



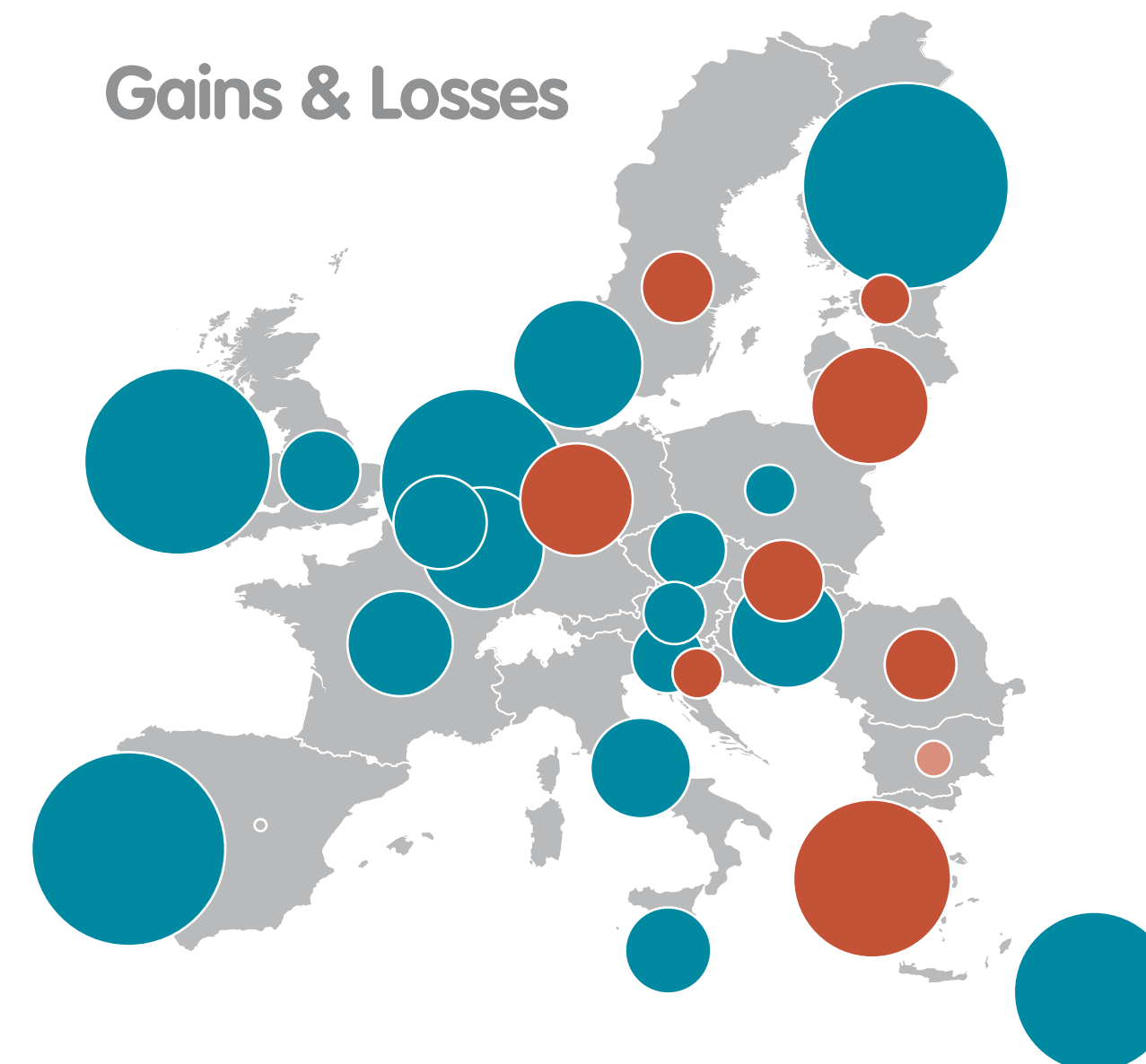
2017



Quartiles 2017 : Top/Bottom 5



Gains & Losses



Gains  
17

	2007	2017
+6.5	Finland	3.5 10.0
+5.7	Portugal	4.3 10.0
+5.3	Ireland	4.7 10.0
+5.1	Netherlands	4.9 10.0
+3.9	Cyprus	3.3 7.2
+2.5	Denmark	4.7 7.2
+2.3	Luxembourg	3.9 6.2
+1.9	Hungary	3.7 5.6
+1.7	France	7.2 8.9
+1.5	Italy	5.3 6.8
+1.3	Belgium	5.1 6.4
+1.1	Malta	8.2 9.3
	UK	4.1 5.1
+0.9	Czech Rep.	4.7 5.6
+0.8	Slovenia	5.8 6.6
+0.6	Austria	6.6 7.2
+0.4	Poland	6.8 7.2

Losses  
9

0.0	Latvia	4.9 4.9
	Spain	6.8 6.8
-0.2	Bulgaria	5.8 5.6
-0.4	Croatia	6.0 5.6
	Estonia	7.0 6.6
-0.8	Romania	8.0 7.2
	Sweden	5.3 4.5
-1.0	Slovakia	7.0 6.0
-1.9	Germany	6.2 4.3
-2.1	Lithuania	7.0 4.9
-3.8	Greece	6.2 2.4

# Expectations | EU's economic situation ■ -0.7

- F1 Life in general
- F2 Personal job situation
- F3 Household financial situation
- F4 Country's economic situation
- F5 EU's economic situation
- F6 Optimism about EU's future

## Individual Cohesion

- Experience
- Engagement
- Attitudes
- Approval

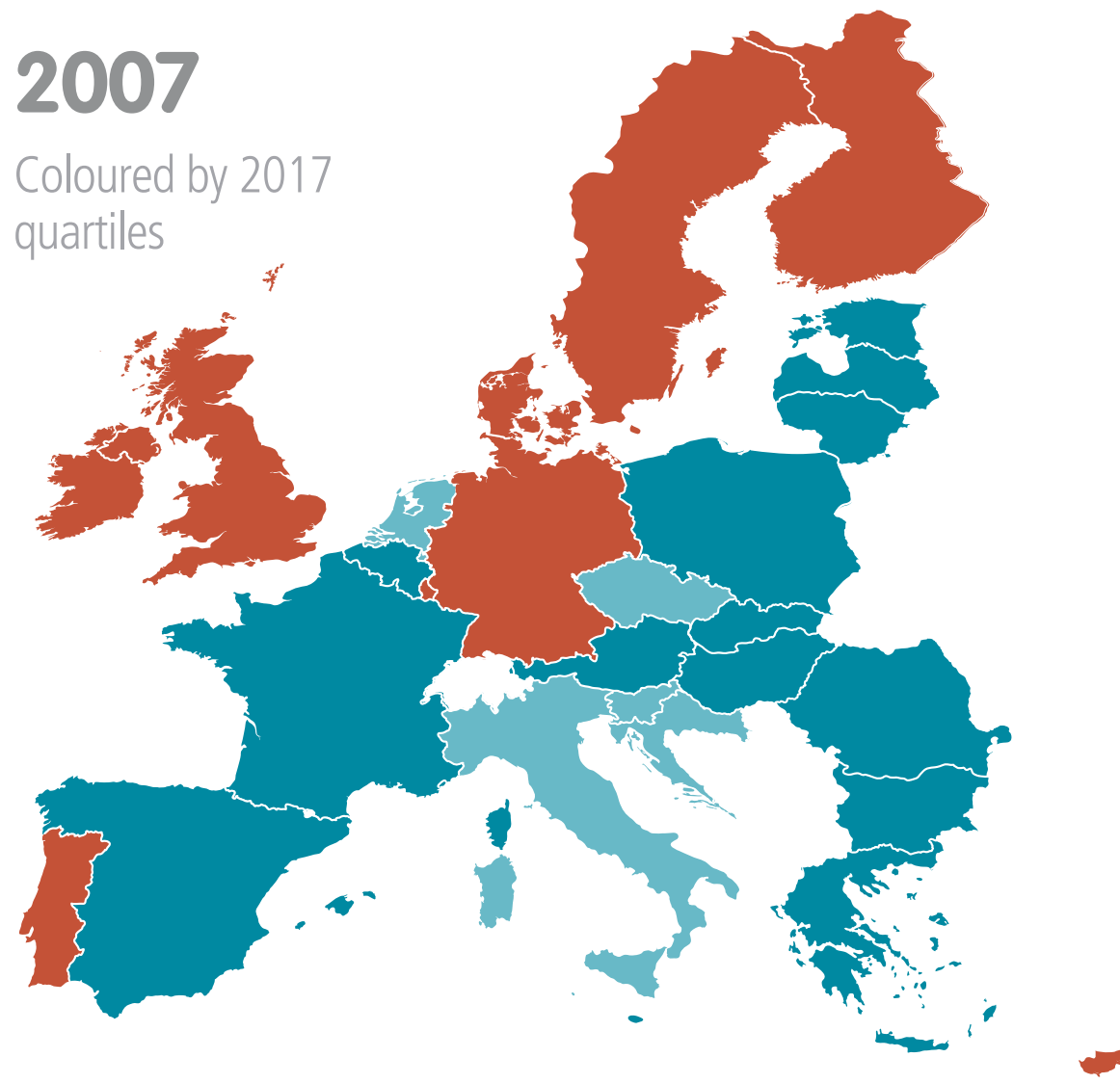
## Expectations

## Structural Cohesion

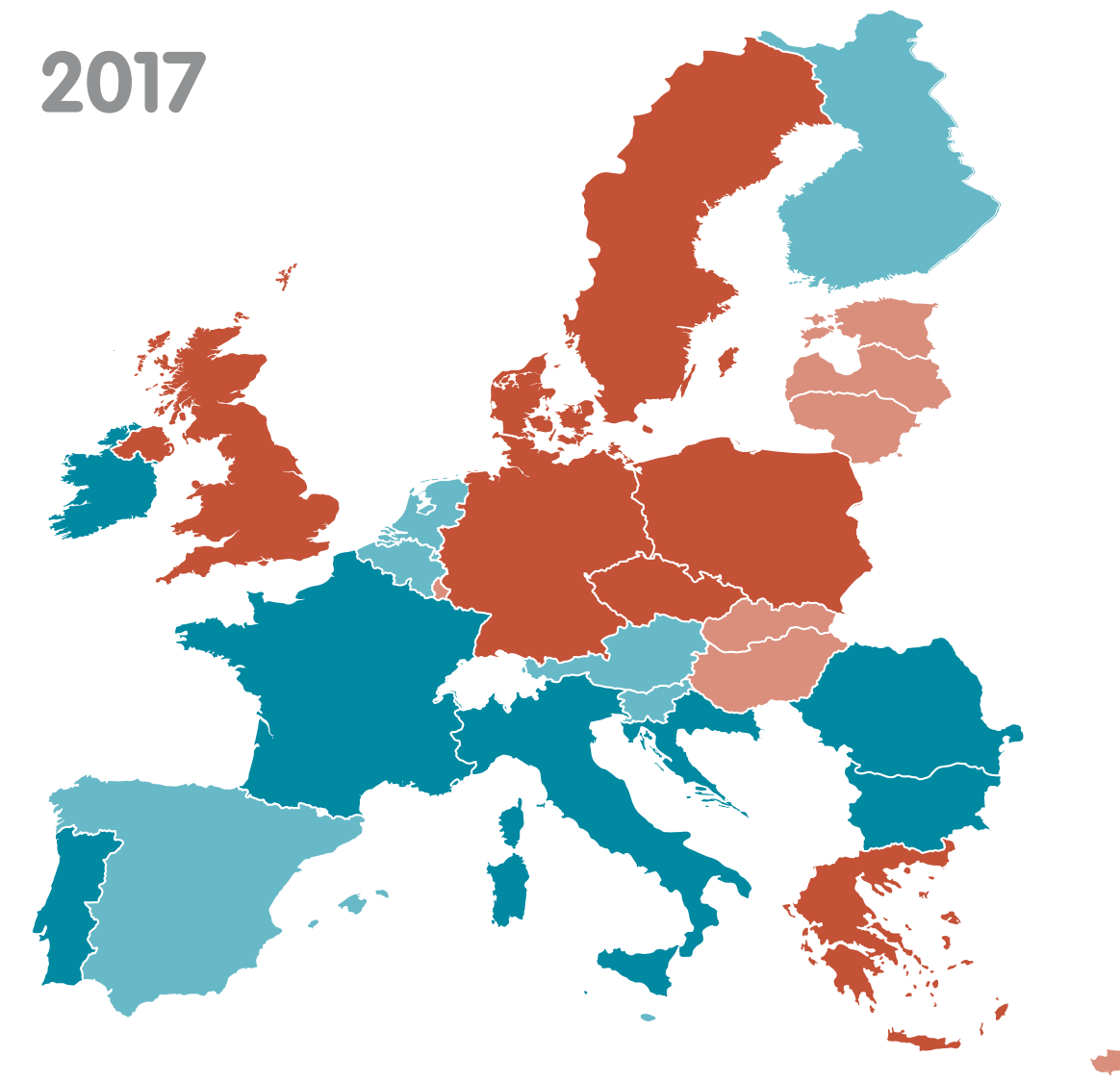
- Resilience
- Economic Ties
- Funding
- Policy Integration
- Security

2007

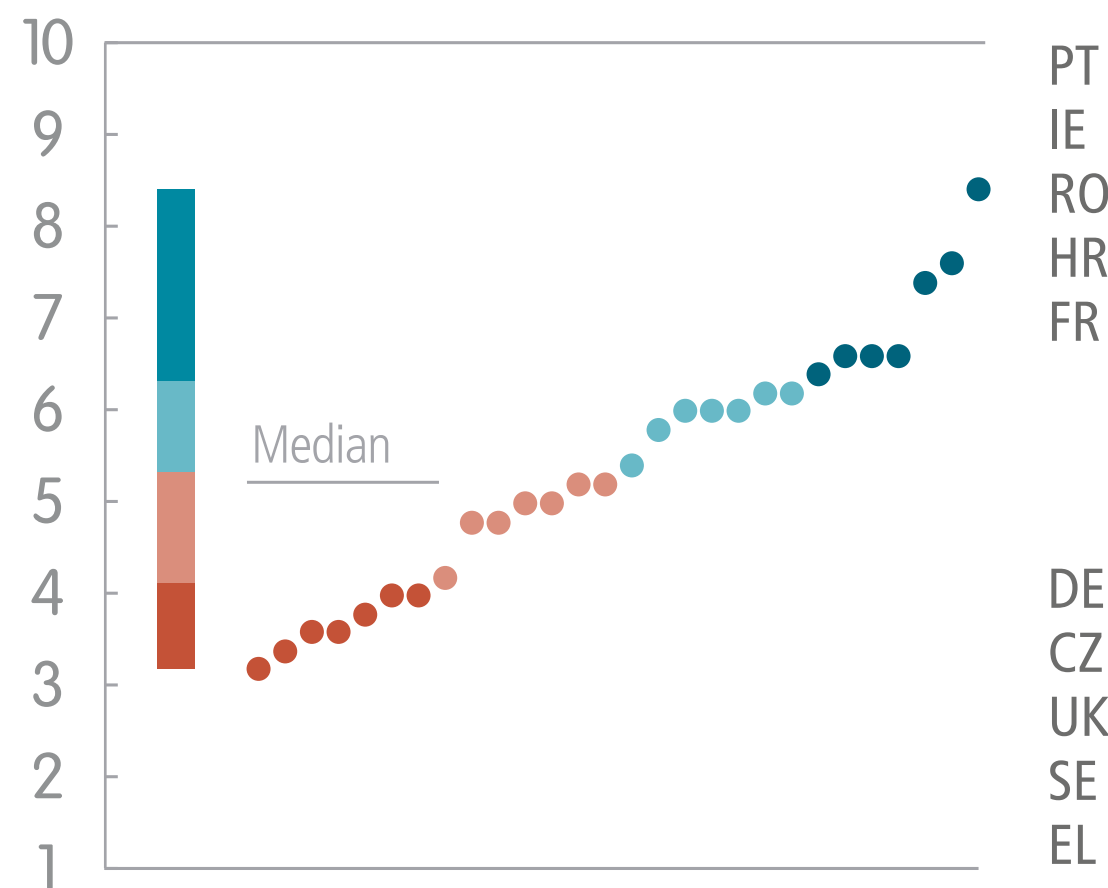
Coloured by 2017  
quartiles



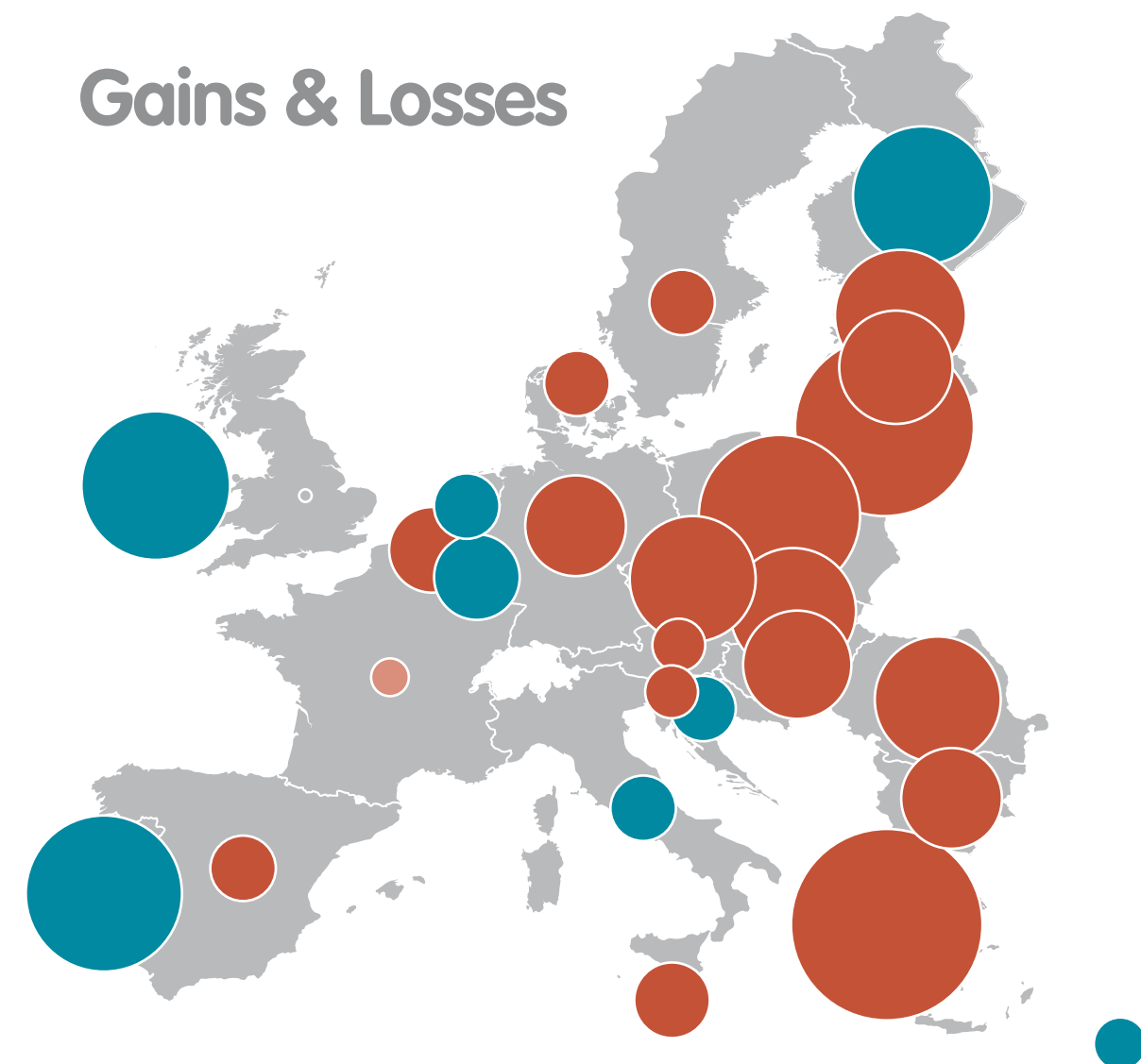
2017



Quartiles 2017 : Top/Bottom 5



Gains & Losses



		2007	2017
<b>Gains</b> <span style="font-size: 2em; color: #008080;">8</span>	+3.4	Portugal	5.0 8.4
	+3.0	Ireland	4.6 7.6
	+2.6	Finland	3.4 6.0
	+1.0	Luxembourg	4.0 5.0
	+0.6	Croatia	6.0 6.6
		Italy	6.0 6.6
		Netherlands	5.4 6.0
	+0.4	Cyprus	3.8 4.2
0.0	UK	3.6 3.6	
<b>Losses</b> <span style="font-size: 2em; color: #c0392b;">19</span>	-0.2	France	6.8 6.6
	-0.4	Austria	6.6 6.2
		Slovenia	6.2 5.8
	-0.6	Denmark	4.6 4.0
		Spain	6.6 6.0
		Sweden	4.0 3.4
	-0.8	Malta	7.0 6.2
	-1.0	Belgium	6.4 5.4
	-1.4	Bulgaria	7.8 6.4
		Germany	5.2 3.8
	-1.6	Hungary	6.4 4.8
-1.8	Latvia	6.6 4.8	
-2.2	Romania	9.6 7.4	
	Czech Rep.	5.8 3.6	
	Slovakia	7.4 5.2	
-2.4	Estonia	7.6 5.2	
-3.6	Poland	7.6 4.0	
-4.4	Lithuania	9.4 5.0	
-5.0	Greece	8.2 3.2	

# Expectations | Optimism about EU's future ■ -1.2

- F1 Life in general
- F2 Personal job situation
- F3 Household financial situation
- F4 Country's economic situation
- F5 EU's economic situation
- F6 Optimism about EU's future**

## Individual Cohesion

- Experience
- Engagement
- Attitudes
- Approval

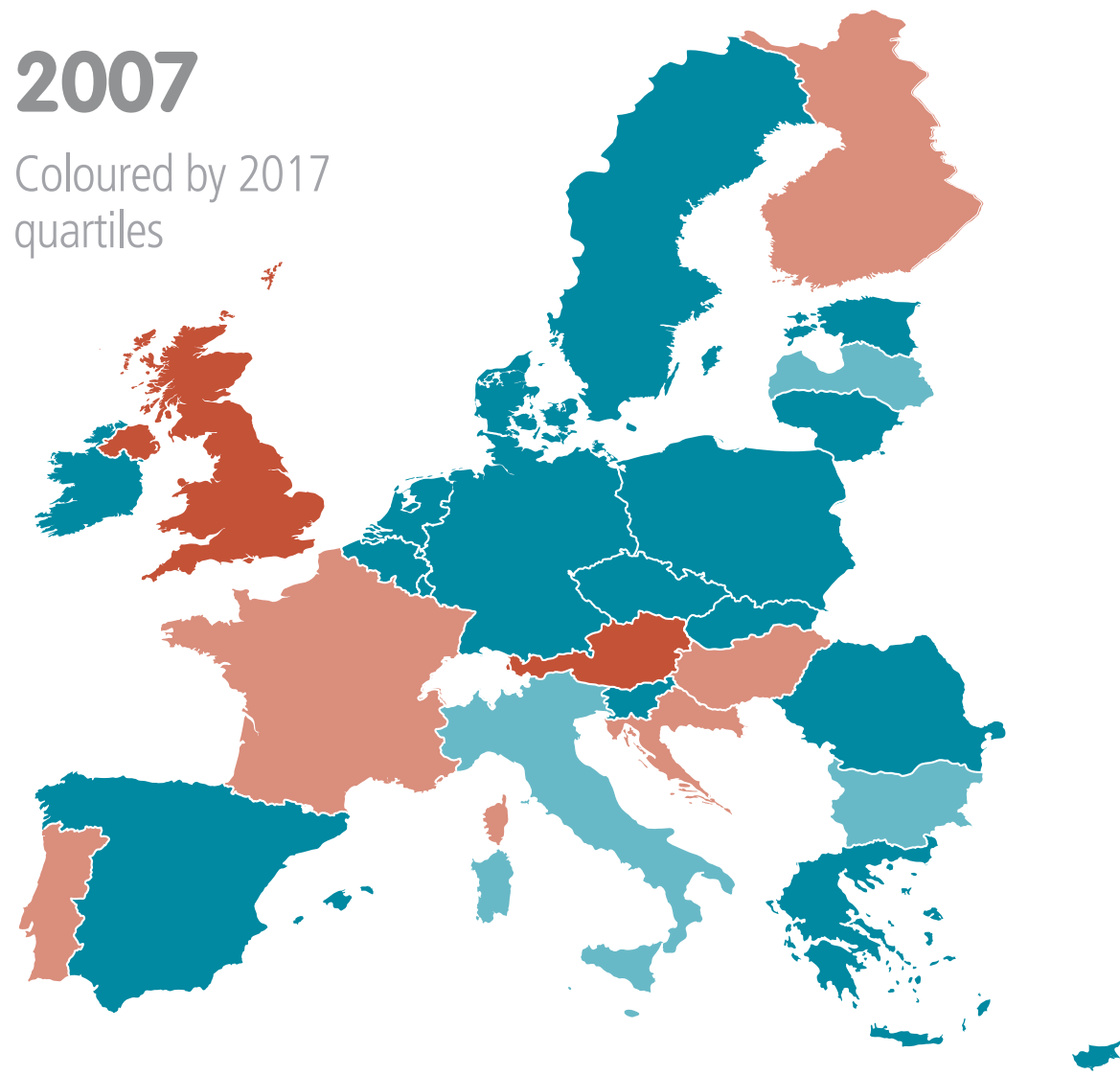
## Expectations

## Structural Cohesion

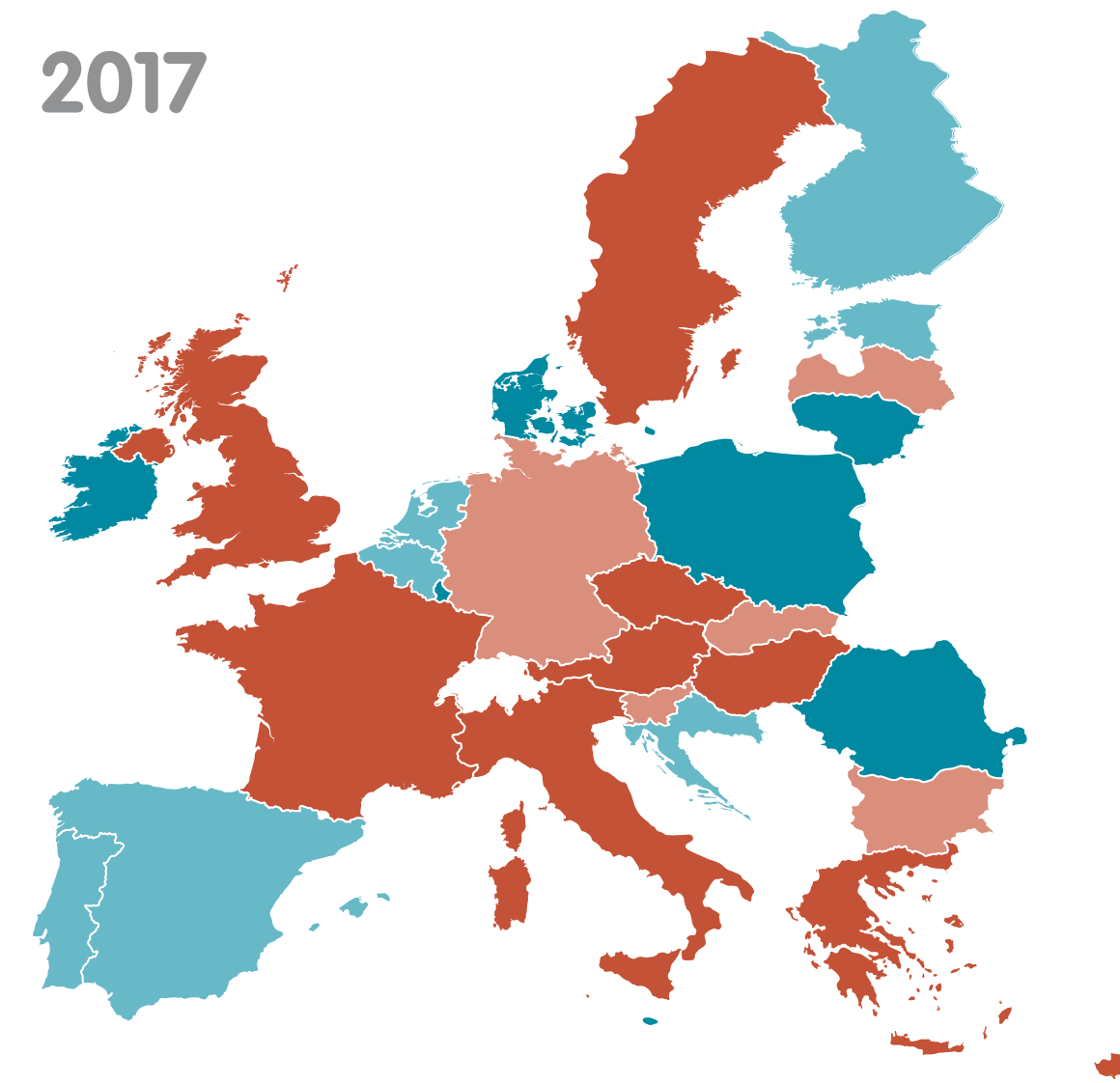
- Resilience
- Economic Ties
- Funding
- Policy Integration
- Security

**2007**

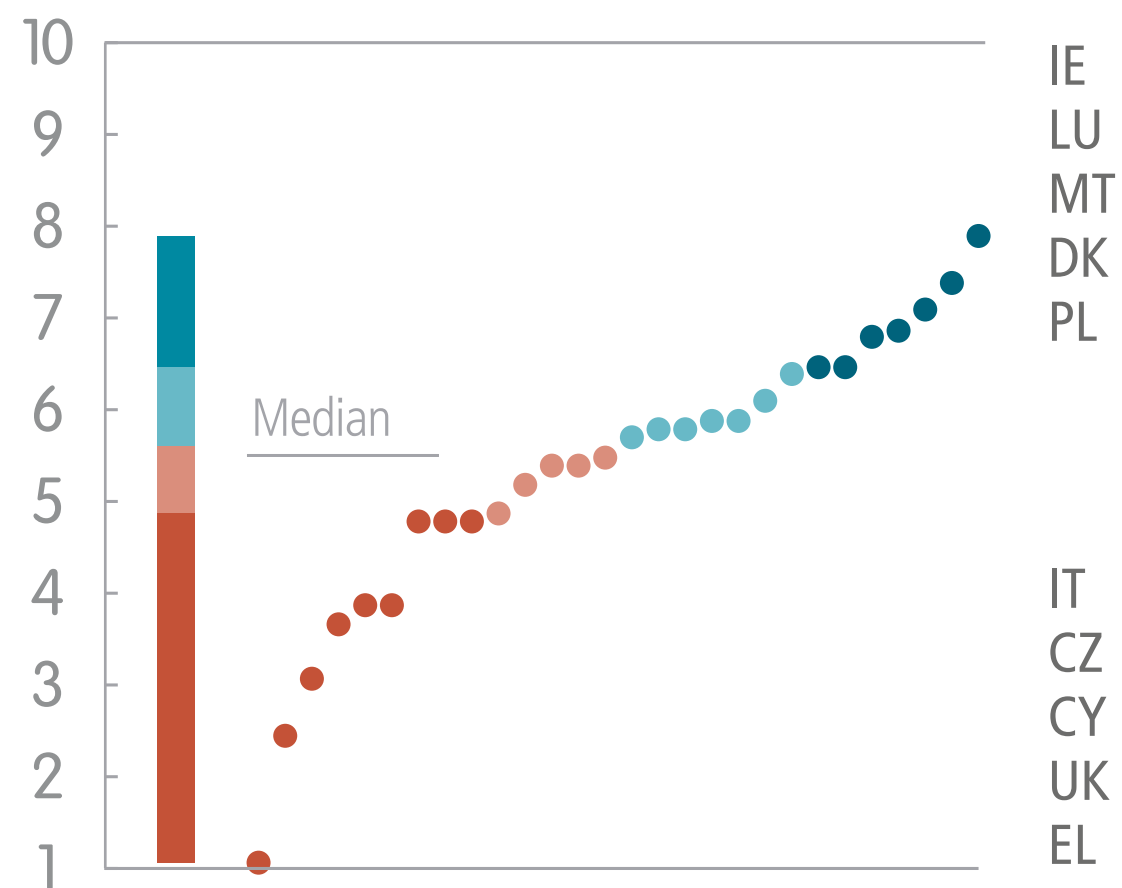
Coloured by 2017  
quartiles



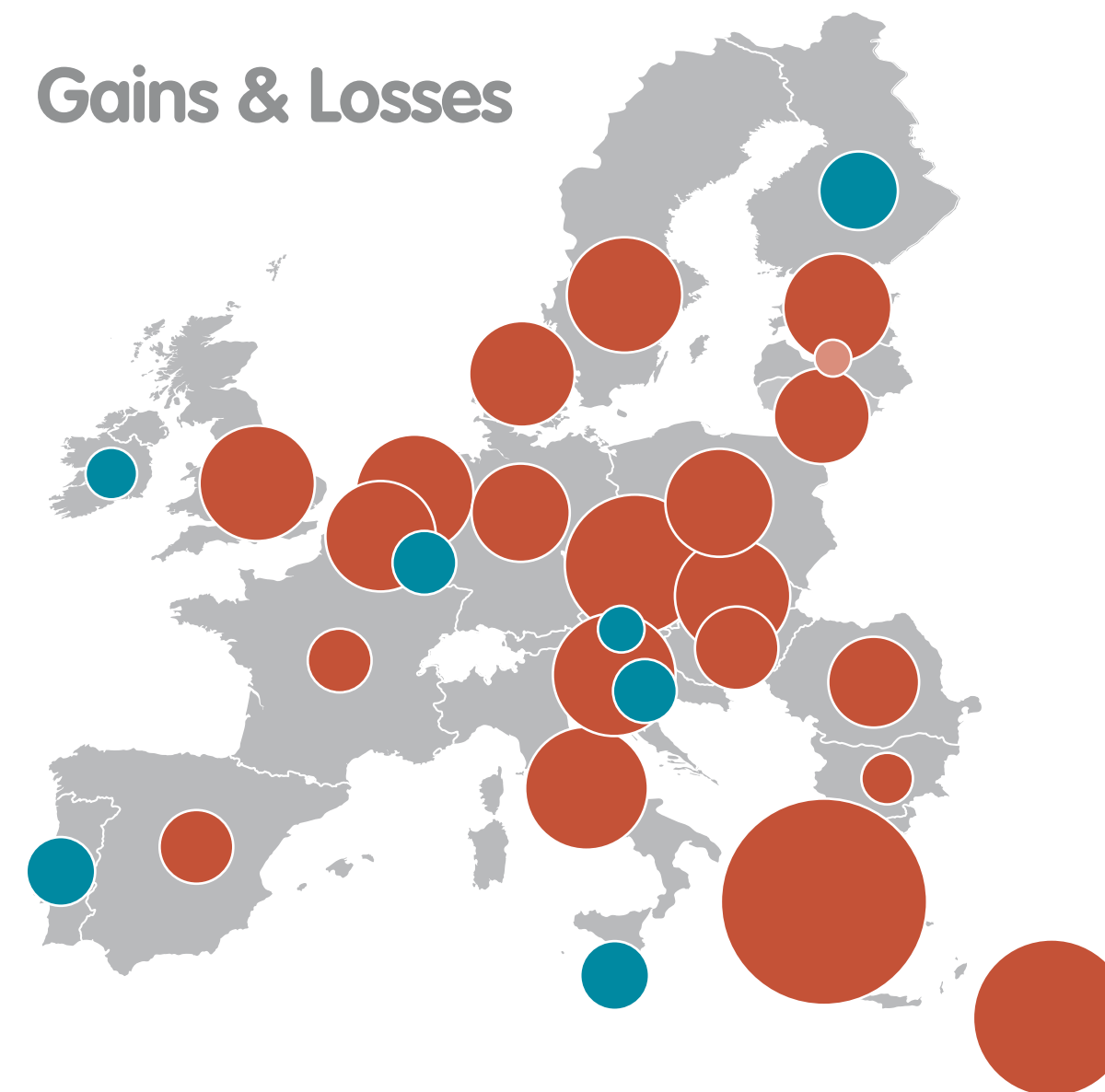
**2017**



**Quartiles 2017** ● Top/Bottom 5



**Gains & Losses**



		2007	2017
<b>Gains</b> <span style="font-size: 2em; color: #008080;">7</span>	+0.9	Finland	5.5 6.4
	+0.7	Malta	6.4 7.1
	+0.6	Portugal	5.4 6.1
	+0.6	Croatia	5.1 5.7
	+0.4	Luxembourg	6.8 7.4
	+0.4	Ireland	7.5 7.9
	+0.3	Austria	4.5 4.8
<b>Losses</b> <span style="font-size: 2em; color: #c0392b;">21</span>	-0.2	Latvia	5.7 5.5
	-0.4	Bulgaria	5.8 5.4
	-0.6	France	5.4 4.8
	-0.8	Spain	6.7 5.9
	-1.0	Hungary	4.9 3.9
	-1.2	Romania	7.7 6.5
	-1.3	Lithuania	7.8 6.5
	-1.4	Germany	6.8 5.4
	-1.6	Denmark	8.5 6.9
	-1.7	Estonia	7.5 5.8
	-1.8	Poland	8.5 6.8
	-1.9	Belgium	7.7 5.9
	-2.0	Slovakia	6.8 4.9
	-2.2	Sweden	6.7 4.8
-2.8	UK	4.4 2.5	
-3.6	Netherlands	7.8 5.8	
-6.1	Italy	6.1 3.9	
	Slovenia	7.4 5.2	
	Czech Rep.	6.5 3.7	
	Cyprus	6.7 3.1	
	Greece	7.2 1.1	

# Structural Cohesion 2017 2007 11-year trend

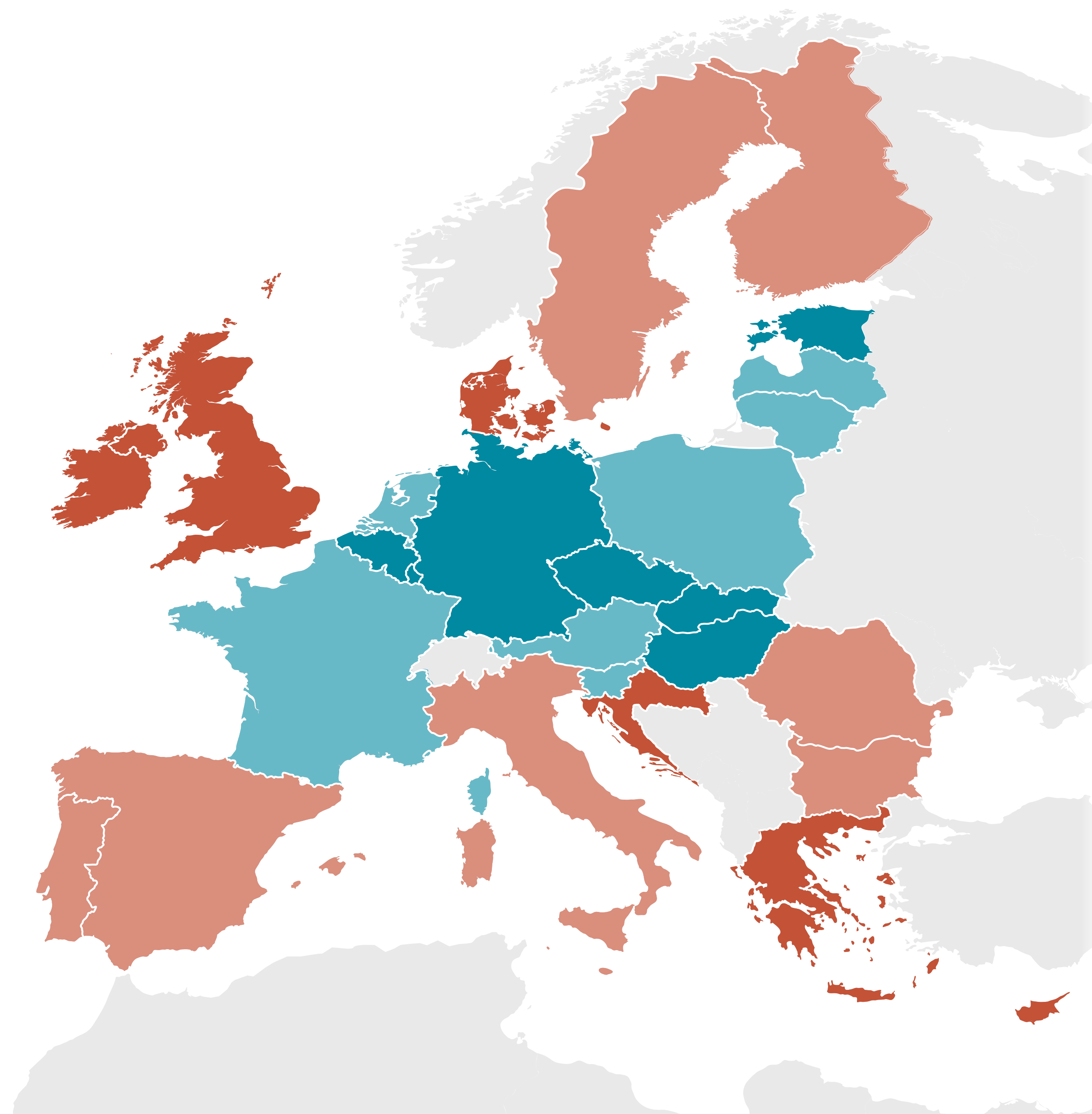


## Individual Cohesion

Experience  
Engagement  
Attitudes  
Approval  
Expectations

## Structural Cohesion

Resilience  
Economic Ties  
Funding  
Policy Integration  
Security



### Top Group

1.	Luxembourg	7.1
2.	Belgium	5.9
	Slovakia	5.9
4.	Czech Rep.	5.7
5.	Estonia	5.6
	Germany	5.6
	Hungary	5.6
8.	Netherlands	5.4
9.	France	5.3
	Lithuania	5.3
11.	Austria	5.2
	Latvia	5.2
	Poland	5.2
	Slovenia	5.2

### Upper Middle Group

Quartiles define groups > EU 2017 Median

### Lower Middle Group

15.	Italy	5.1
	Romania	5.1
17.	Bulgaria	5.0
	Finland	5.0
19.	Malta	4.9
	Spain	4.9
21.	Portugal	4.8
	Sweden	4.8

### Bottom Group

23.	Denmark	4.4
24.	Greece	4.3
25.	Croatia	4.1
26.	Ireland	3.8
27.	Cyprus	3.7
	UK	3.7

# Structural Cohesion

2017 2007 11-year trend

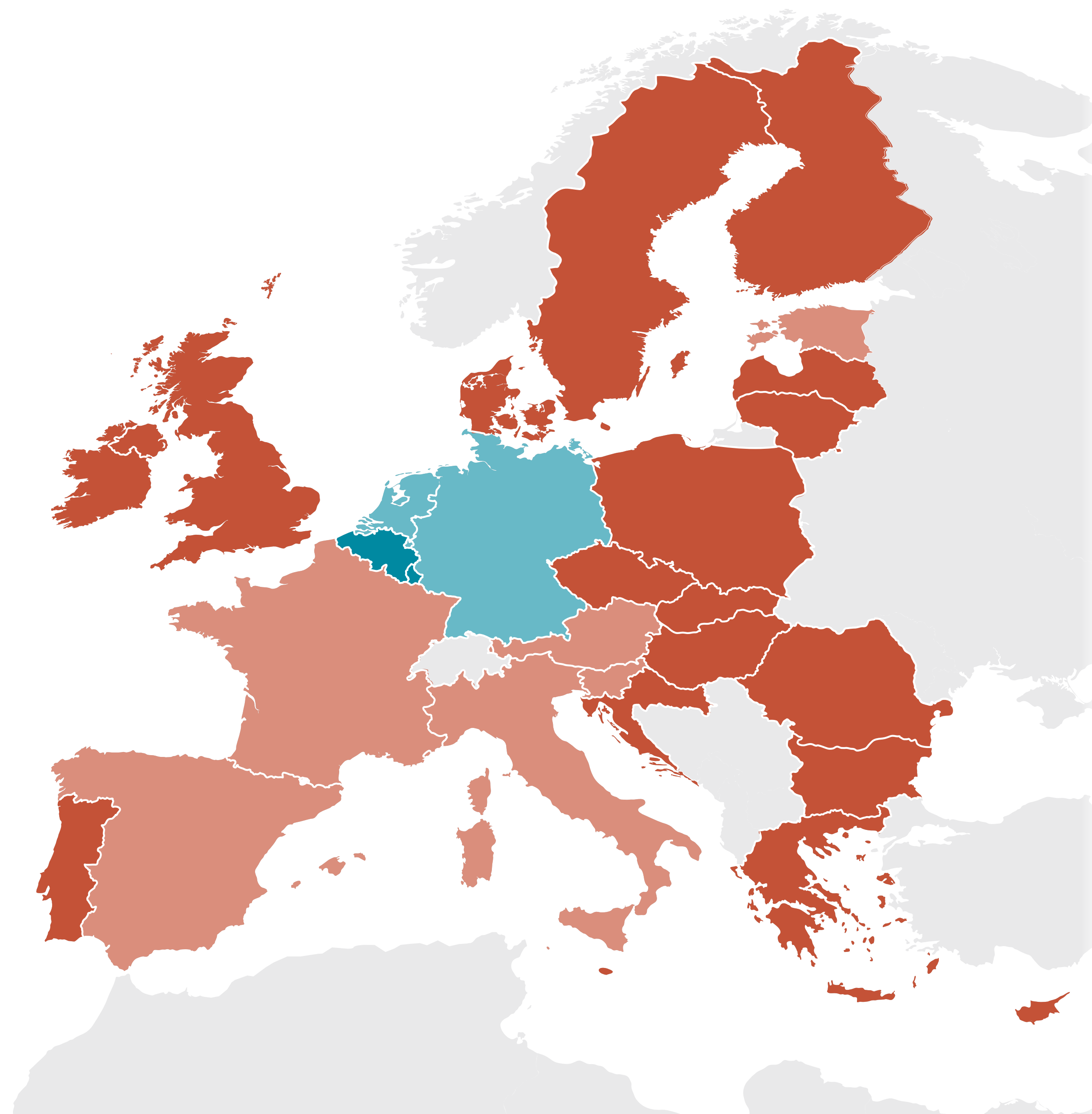


## Individual Cohesion

- Experience
- Engagement
- Attitudes
- Approval
- Expectations

## Structural Cohesion

- Resilience
- Economic Ties
- Funding
- Policy Integration
- Security



Group	Rank	Country	Score
Top	1.	Luxembourg	6.8
	2.	Belgium	5.7
Upper Middle	3.	Netherlands	5.2
	4.	Germany	5.1

Quartiles define groups > EU 2017 Median

Group	Rank	Country	Score
Lower Middle Group	5.	Austria	5.0
	6.	France	5.0
	7.	Italy	4.9
	8.	Slovenia	4.9

Group	Rank	Country	Score
Bottom Group	9.	Spain	4.9
	10.	Estonia	4.8
	11.	Portugal	4.7
	12.	Slovakia	4.7
	13.	Finland	4.6
	14.	Hungary	4.5
	15.	Lithuania	4.5
	16.	Czech Rep.	4.4
	17.	Denmark	4.4
	18.	Greece	4.4
	19.	Ireland	4.4
	20.	Latvia	4.4
21.	Sweden	4.3	
22.	Poland	4.2	
23.	Malta	4.1	
24.	UK	4.1	
25.	Cyprus	3.9	
26.	Romania	3.8	
27.	Bulgaria	3.7	
28.	Croatia	3.4	



# Structural Cohesion 2017 2007 11-year trend

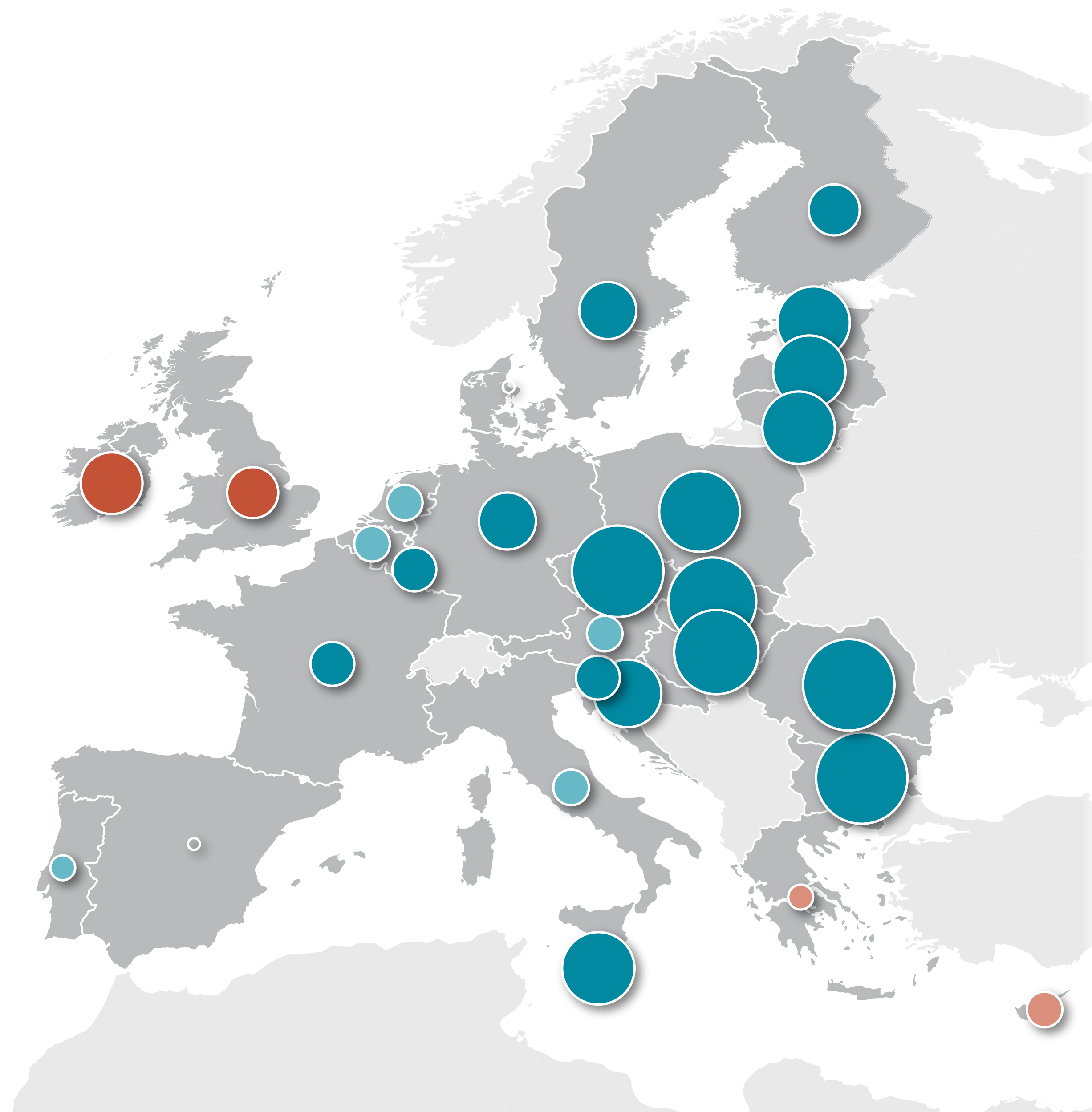


## Individual Cohesion

- Experience
- Engagement
- Attitudes
- Approval
- Expectations

## Structural Cohesion

- Resilience
- Economic Ties
- Funding
- Policy Integration
- Security



		2007	2017	
<b>Gains</b> 22	+1.3	Bulgaria	3.7	5.0
		Czech Rep.	4.4	5.7
		Romania	3.8	5.1
	+1.2	Slovakia	4.7	5.9
	+1.1	Hungary	4.5	5.6
	+1.0	Poland	4.2	5.2
	+0.8	Malta	4.1	4.9
		Estonia	4.8	5.6
		Latvia	4.4	5.2
		Lithuania	4.5	5.3
	+0.7	Croatia	3.4	4.1
	+0.5	Germany	5.1	5.6
		Sweden	4.3	4.8
	+0.4	Finland	4.6	5.0
	+0.3	France	5.0	5.3
		Luxembourg	6.8	7.1
		Slovenia	4.9	5.2
	+0.2	Austria	5.0	5.2
		Belgium	5.7	5.9
		Netherlands	5.2	5.4
		Italy	4.9	5.1
	+0.1	Portugal	4.7	4.8
0.0	Denmark	4.4	4.4	
	Spain	4.9	4.9	
<b>Losses</b> 4	-0.1	Greece	4.4	4.3
	-0.2	Cyprus	3.9	3.7
	-0.4	UK	4.1	3.7
	-0.6	Ireland	4.4	3.8

# Resilience | 11-year trend | +0.1

Premise: Societies that are prosperous and free of conflicts resulting from inequality are more inclined to cooperate with others.

- F1 Disposable income +0.7
- F2 Government debt -1.8
- F3 Poverty +0.2
- F4 Unemployment -0.5
- F5 Income equality -0.1

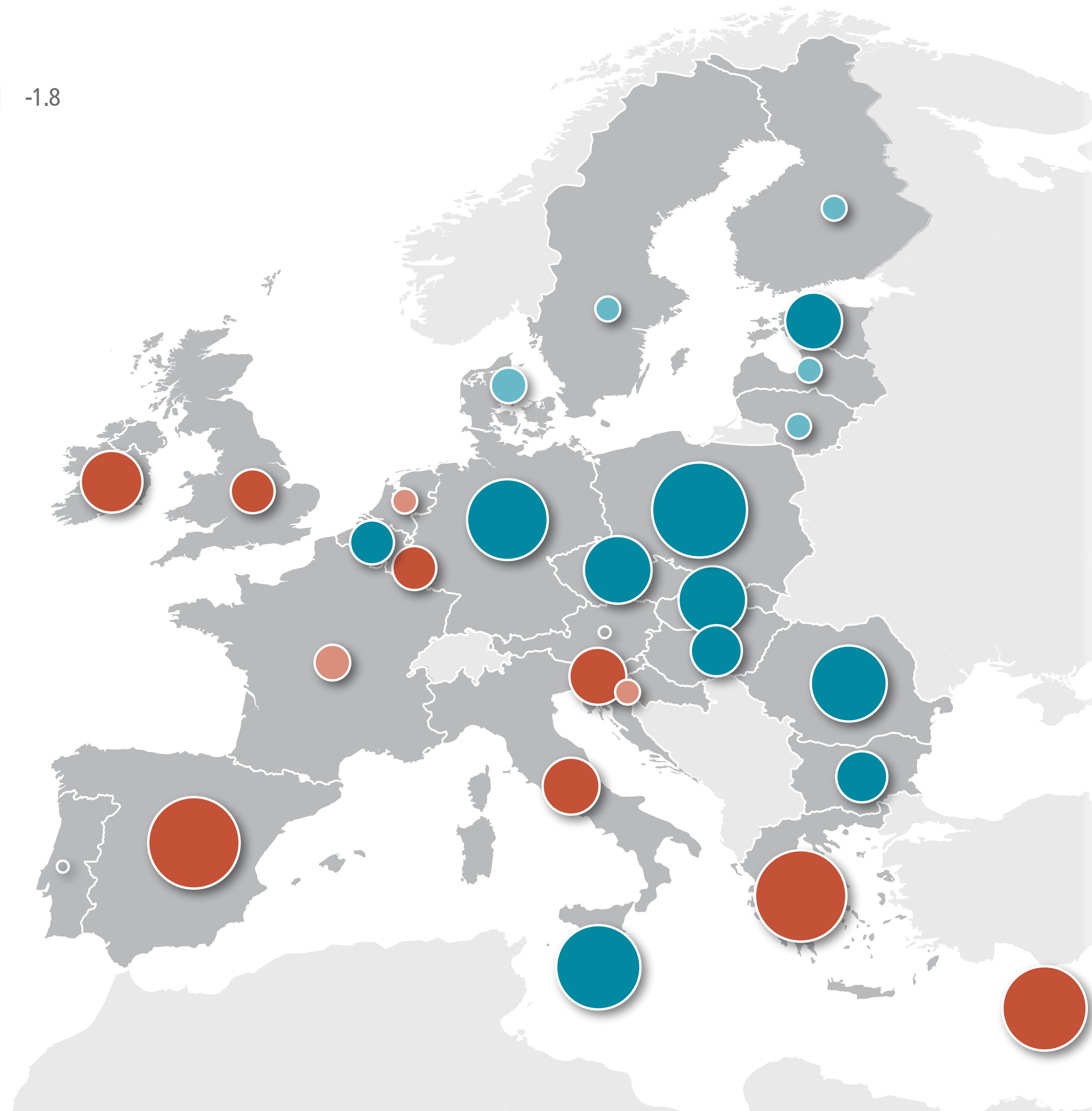
## Individual Cohesion

- Experience
- Engagement
- Attitudes
- Approval
- Expectations

## Structural Cohesion

### Resilience

- Economic Ties
- Funding
- Policy Integration
- Security



Gains  
**15**

	2007	2017	
+1.4	Poland	4.1	5.5
+1.1	Malta	5.8	6.9
+1.0	Germany	6.1	7.1
+0.9	Romania	3.8	4.7
+0.7	Czech Rep.	5.8	6.5
	Slovakia	5.1	5.8
+0.5	Estonia	5.3	5.8
+0.4	Hungary	4.6	5.0
	Bulgaria	3.7	4.1
+0.3	Belgium	5.8	6.1
+0.2	Denmark	6.6	6.8
+0.1	Latvia	4.6	4.7
	Finland	6.4	6.5
	Lithuania	5.0	5.1
	Sweden	6.7	6.8

Losses  
**11**

0.0	Austria	6.7	6.7
	Portugal	4.7	4.7
-0.1	Croatia	4.3	4.2
-0.2	Netherlands	6.9	6.8
-0.3	France	6.2	6.0
	Luxembourg	8.1	7.8
	UK	6.2	5.9
-0.5	Italy	5.4	4.9
	Slovenia	6.2	5.7
-0.6	Ireland	6.3	5.7
-1.1	Cyprus	5.9	4.8
-1.3	Spain	5.6	4.3
	Greece	4.7	3.4

# Resilience | Disposable income ■ +0.7

**F1** Disposable income

F2 Government debt

F3 Poverty

F4 Unemployment

F5 Income equality

## Individual Cohesion

Experience

Engagement

Attitudes

Approval

Expectations

## Structural Cohesion

### Resilience

Economic Ties

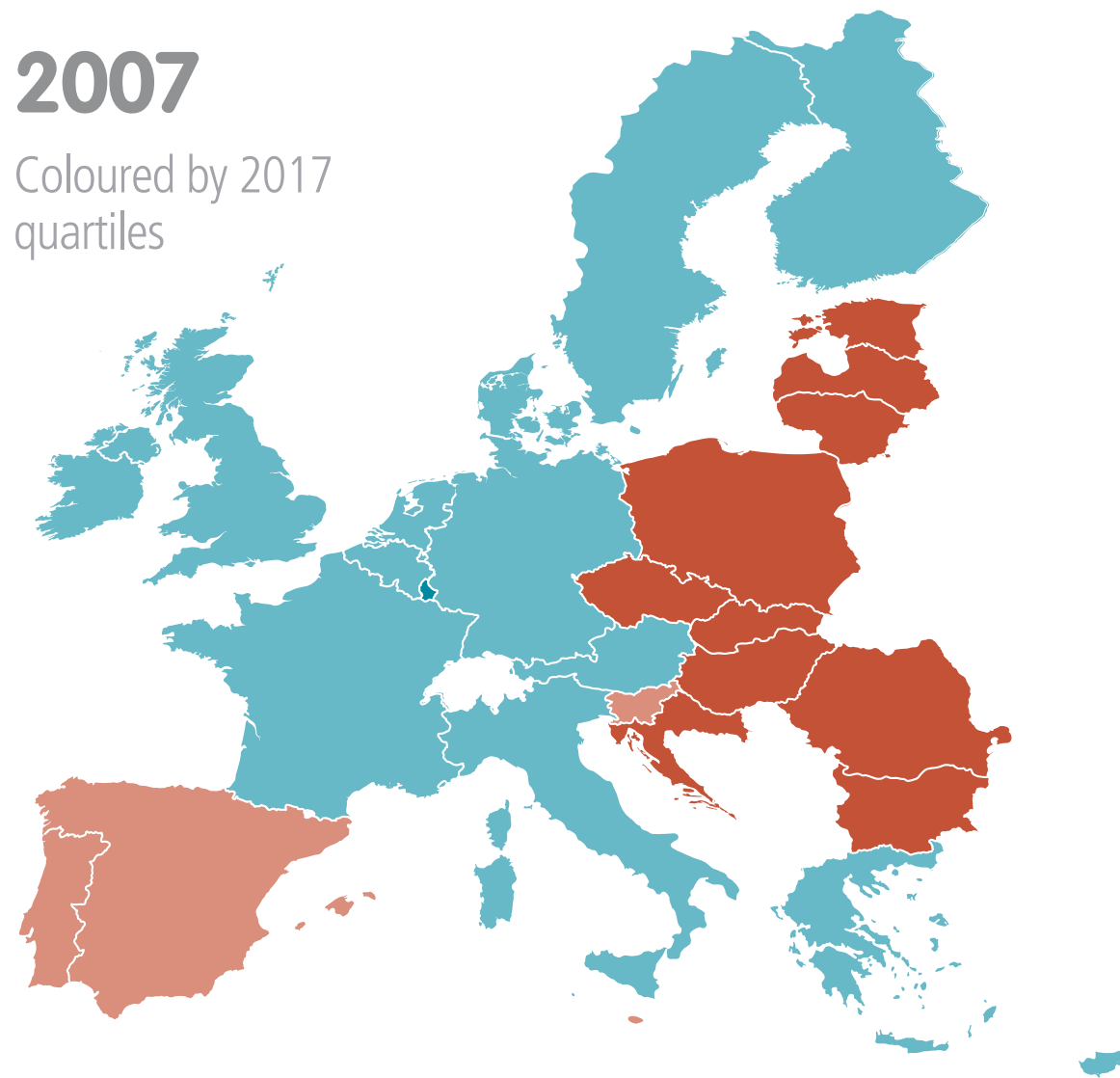
Funding

Policy Integration

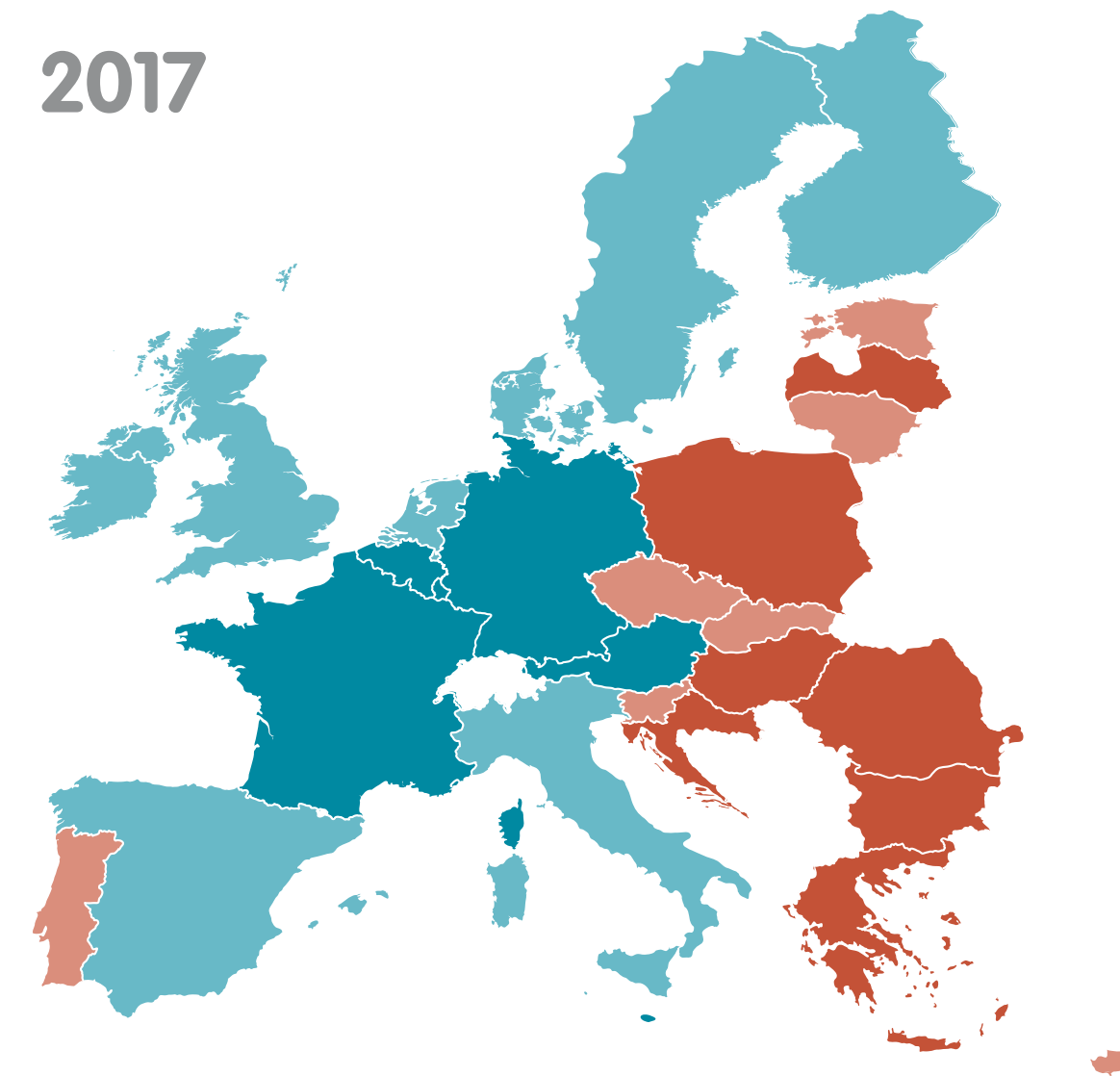
Security

**2007**

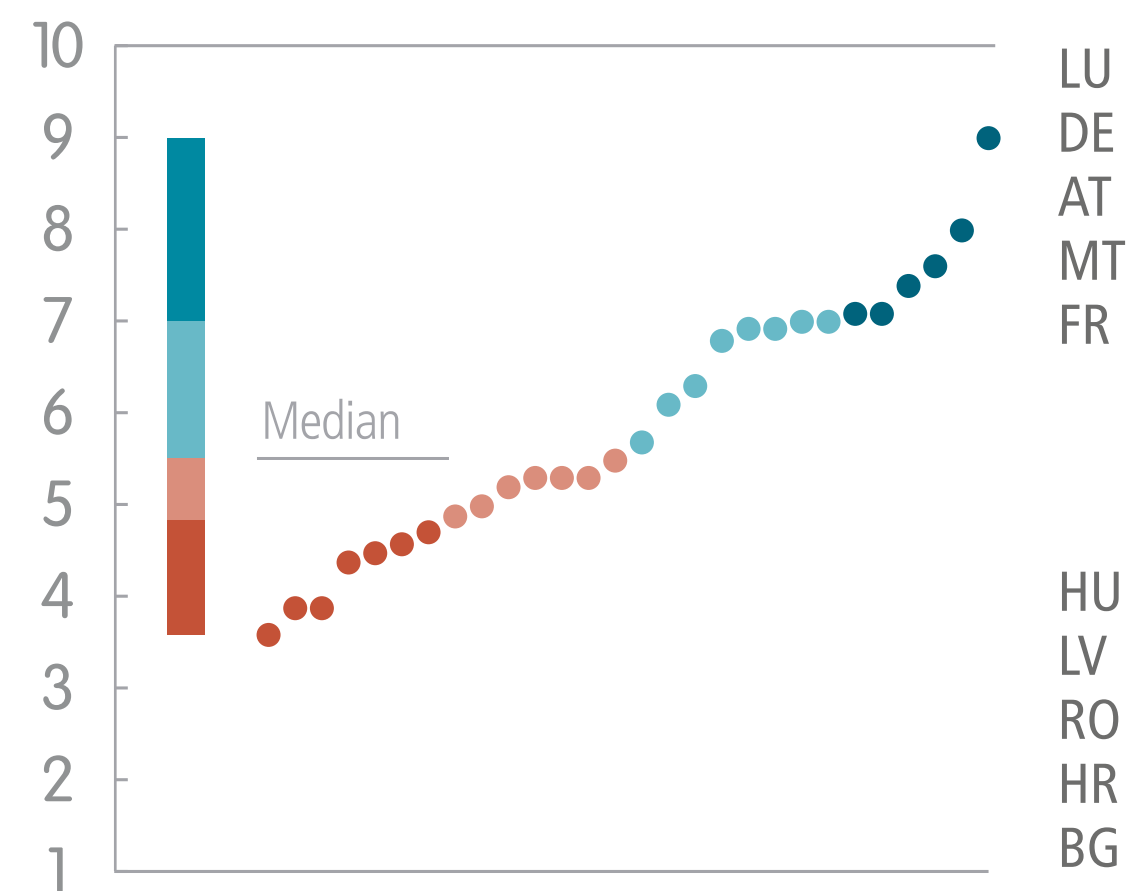
Coloured by 2017  
quartiles



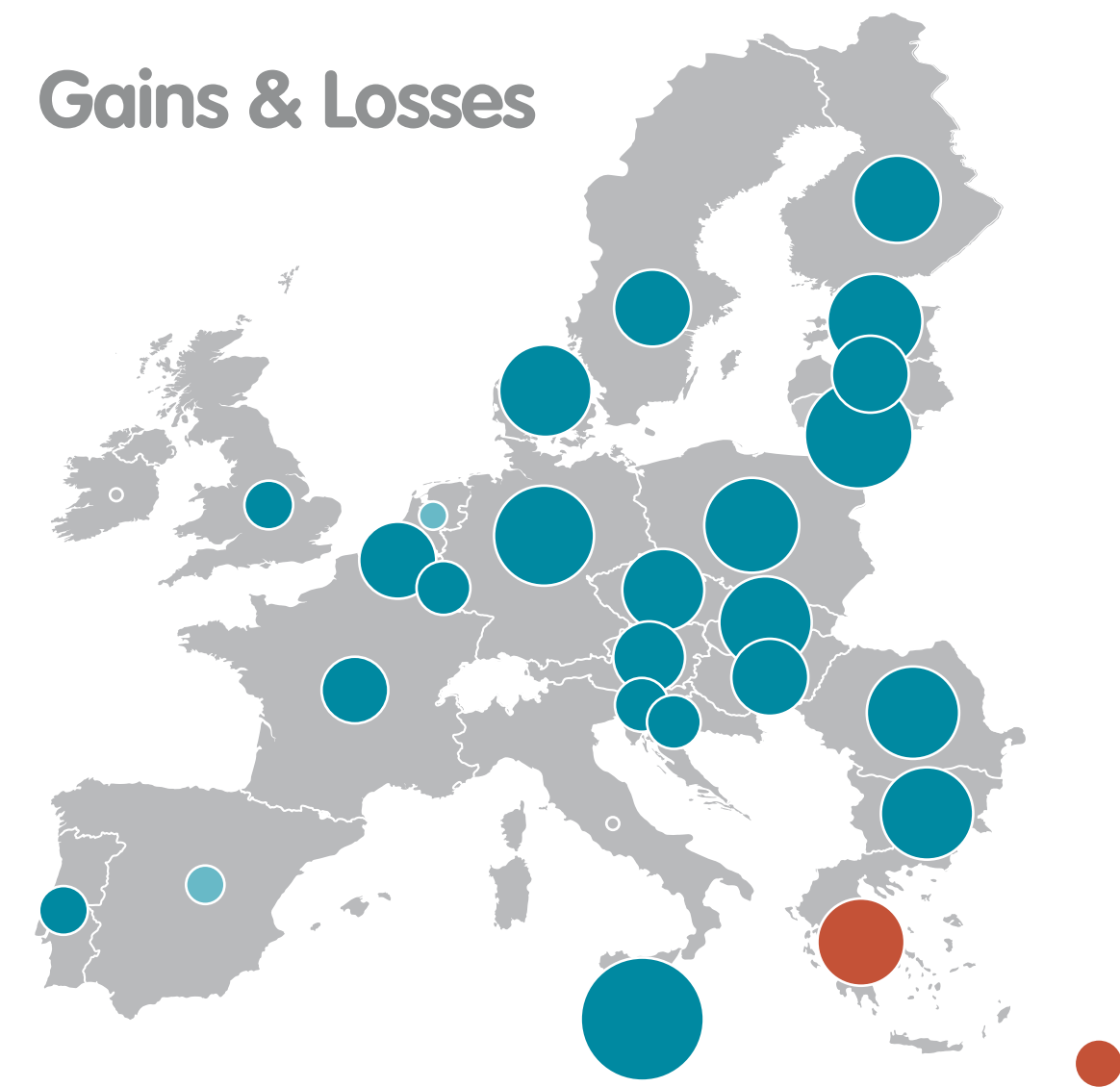
**2017**



**Quartiles 2017** ● Top/Bottom 5



**Gains & Losses**



**Gains**

**24**

	2007	2017
+2.0	Malta	5.4 7.4
+1.5	Lithuania	3.8 5.3
+1.3	Germany	6.7 8.0
+1.2	Estonia	3.7 4.9
	Poland	3.5 4.7
+1.1	Denmark	5.8 6.9
	Bulgaria	2.5 3.6
	Romania	2.8 3.9
	Slovakia	3.9 5.0
+1.0	Finland	5.9 6.9
+0.9	Czech Rep.	4.4 5.3
+0.8	Latvia	3.6 4.4
	Belgium	6.3 7.1
	Hungary	3.7 4.5
	Sweden	6.2 7.0
+0.7	Austria	6.9 7.6
+0.6	France	6.5 7.1
+0.4	Luxembourg	8.6 9.0
	Slovenia	4.8 5.2
+0.3	Croatia	3.5 3.9
	Portugal	5.0 5.3
+0.2	UK	6.5 6.8
+0.1	Spain	5.5 5.7
	Netherlands	6.9 7.0
0.0	Ireland	6.1 6.1
	Italy	6.3 6.3
-0.3	Cyprus	5.8 5.5
-1.0	Greece	5.6 4.6

**Losses**

**2**

# Resilience | Government debt ■ -1.8

F1 Disposable income

**F2 Government debt**

F3 Poverty

F4 Unemployment

F5 Income equality

## Individual Cohesion

- Experience
- Engagement
- Attitudes
- Approval
- Expectations

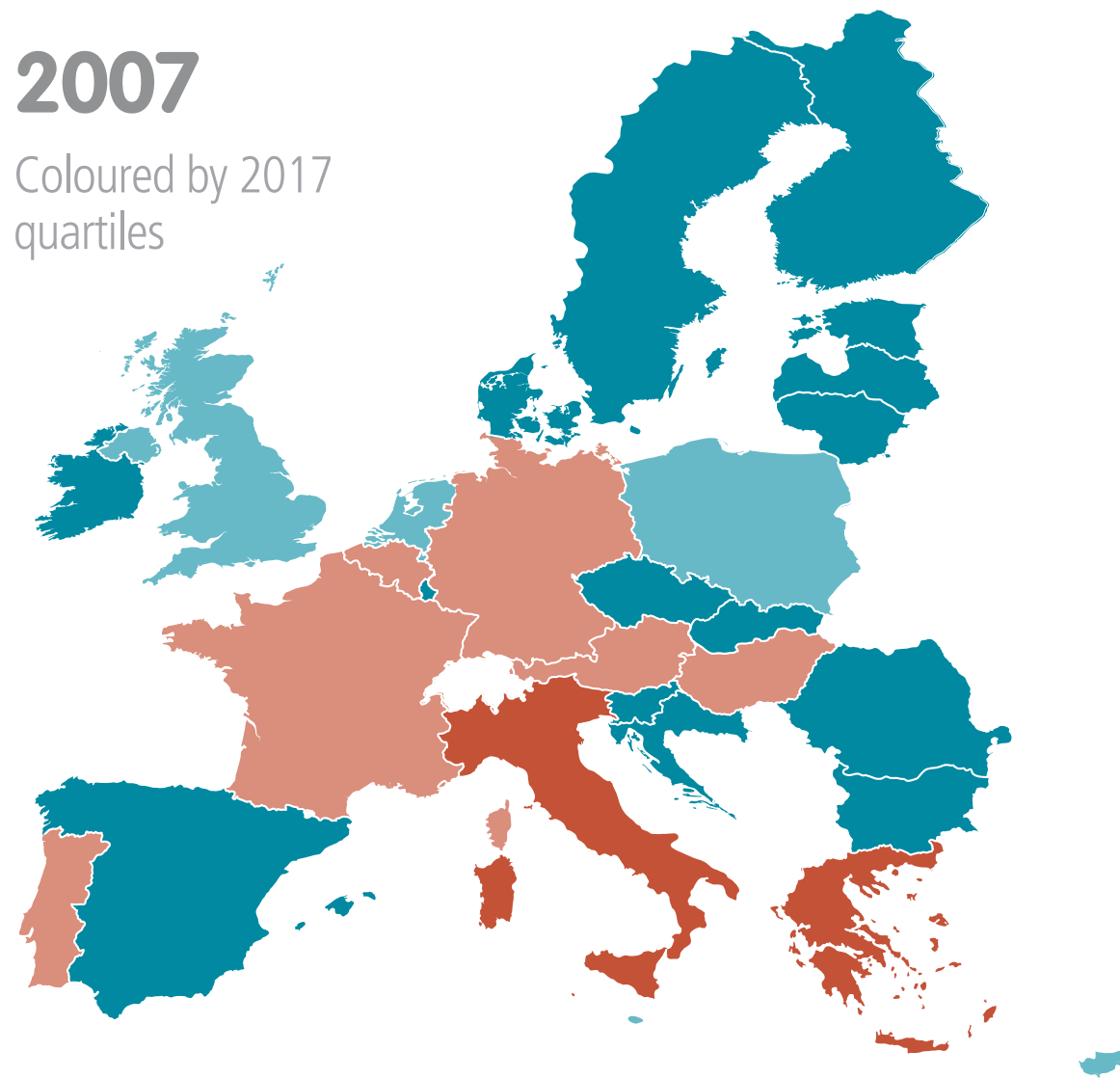
## Structural Cohesion

### Resilience

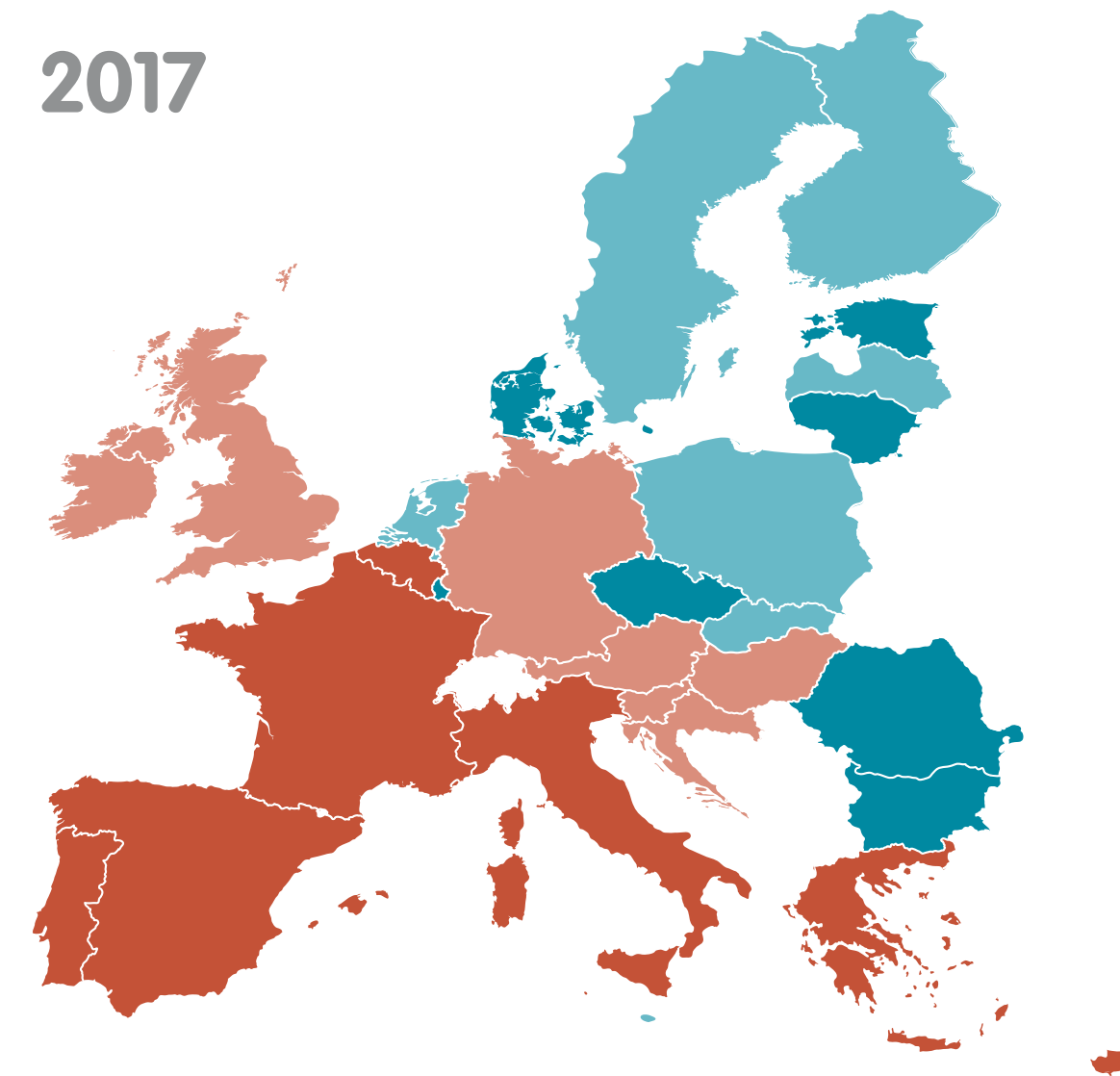
- Economic Ties
- Funding
- Policy Integration
- Security

2007

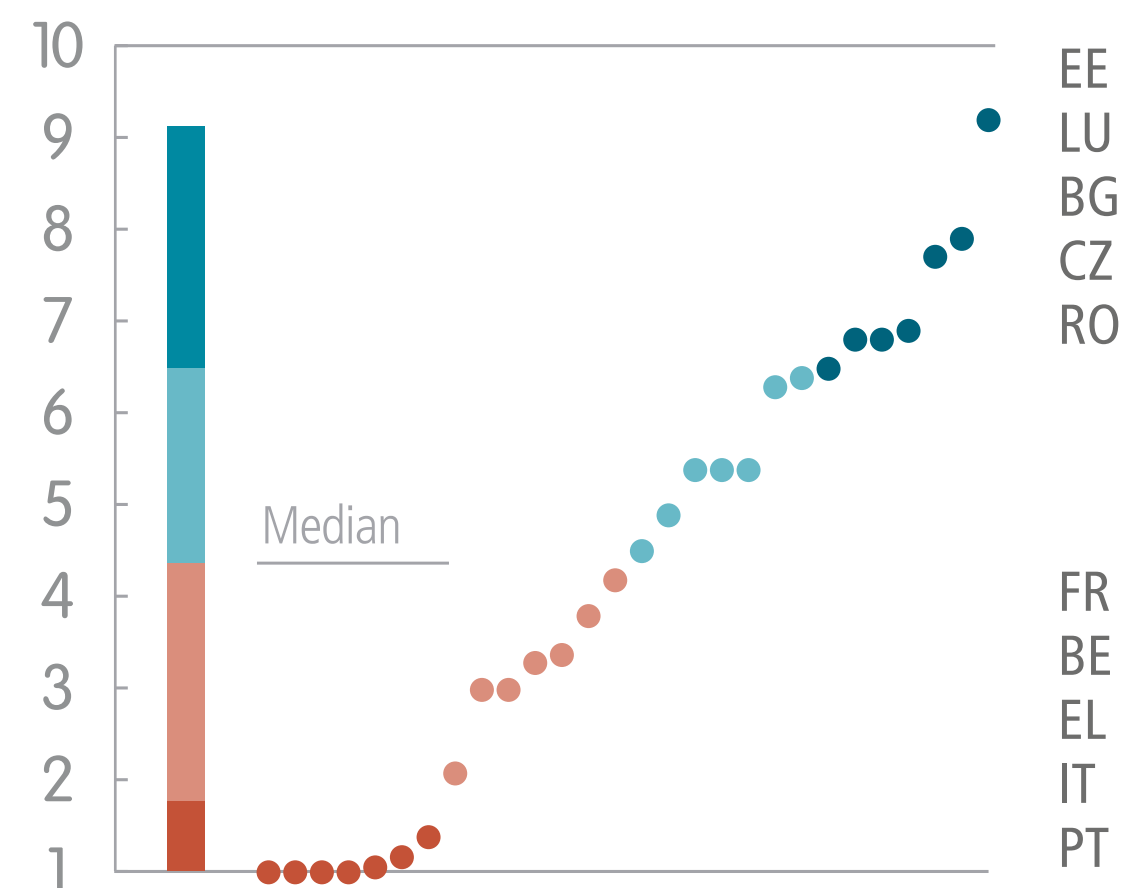
Coloured by 2017 quartiles



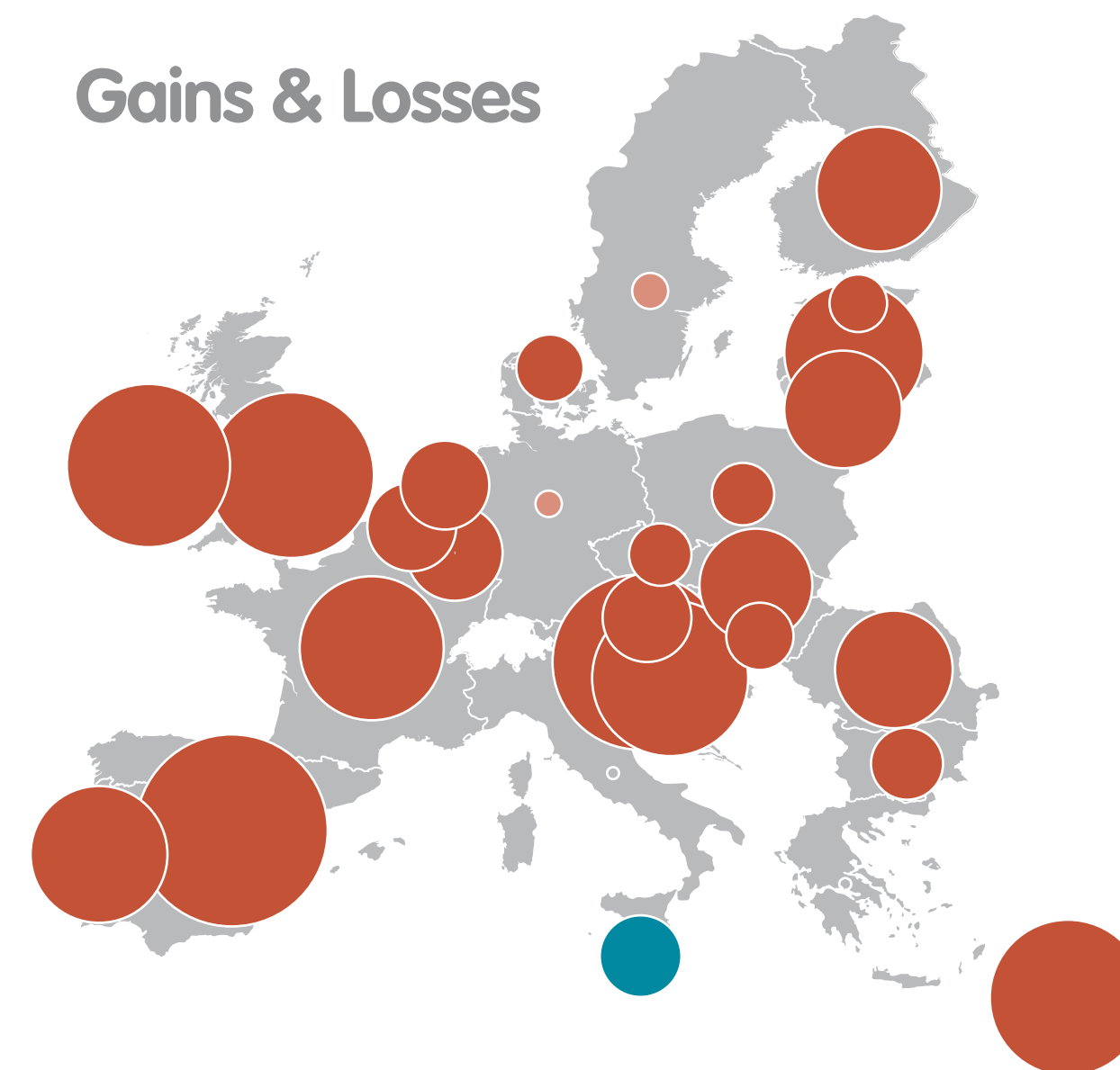
2017



## Quartiles 2017 : Top/Bottom 5



## Gains & Losses



		2007	2017
<b>Gains</b>	+1.0	Malta	4.4 5.4
	0.0	Greece	1.0 1.0
		Italy	1.0 1.0
<b>Losses</b>	-0.1	Germany	4.3 4.2
	-0.2	Sweden	6.5 6.3
	-0.5	Estonia	9.7 9.2
	-0.6	Czech Rep.	7.5 6.9
		Poland	6.0 5.4
	-0.7	Hungary	4.1 3.4
		Denmark	7.5 6.8
	-0.8	Bulgaria	8.5 7.7
	-1.2	Netherlands	6.1 4.9
		Austria	4.2 3.0
		Belgium	2.2 1.0
	-1.4	Luxembourg	9.3 7.9
	-1.9	Slovakia	7.3 5.4
	-2.1	Lithuania	8.6 6.5
	-2.4	Romania	8.9 6.8
	-2.8	Finland	6.9 4.5
	-2.9	Portugal	3.8 1.0
	-3.1	Latvia	9.3 6.4
-3.7	France	4.2 1.1	
	Cyprus	5.1 1.4	
-4.0	Croatia	6.7 3.0	
-4.1	Ireland	7.8 3.8	
-4.6	UK	6.2 2.1	
-5.6	Slovenia	7.9 3.3	
	Spain	6.8 1.2	

# Resilience | Poverty ■ +0.2

F1 Disposable income

F2 Government debt

**F3 Poverty**

F4 Unemployment

F5 Income equality

## Individual Cohesion

Experience

Engagement

Attitudes

Approval

Expectations

## Structural Cohesion

**Resilience**

Economic Ties

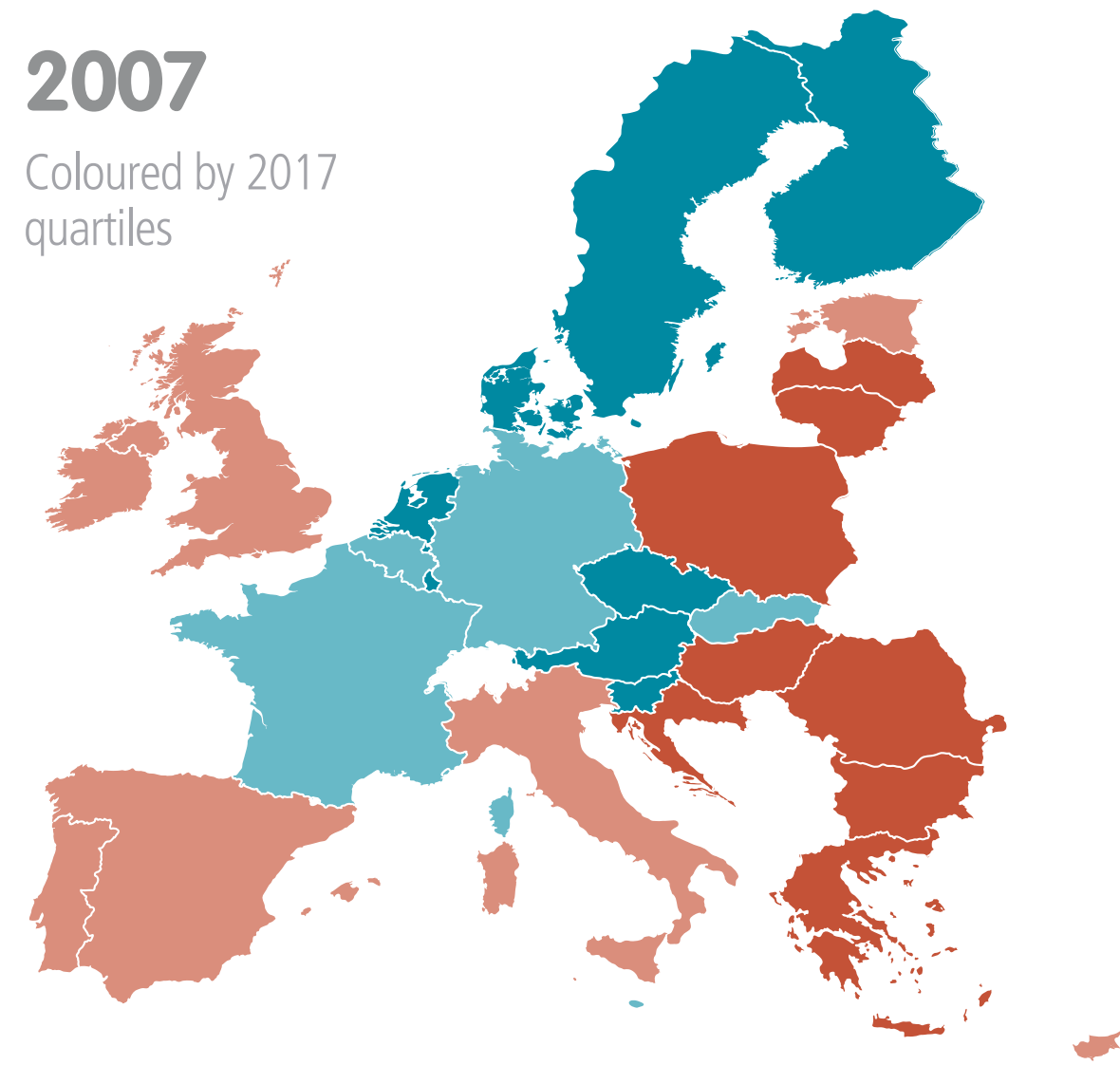
Funding

Policy Integration

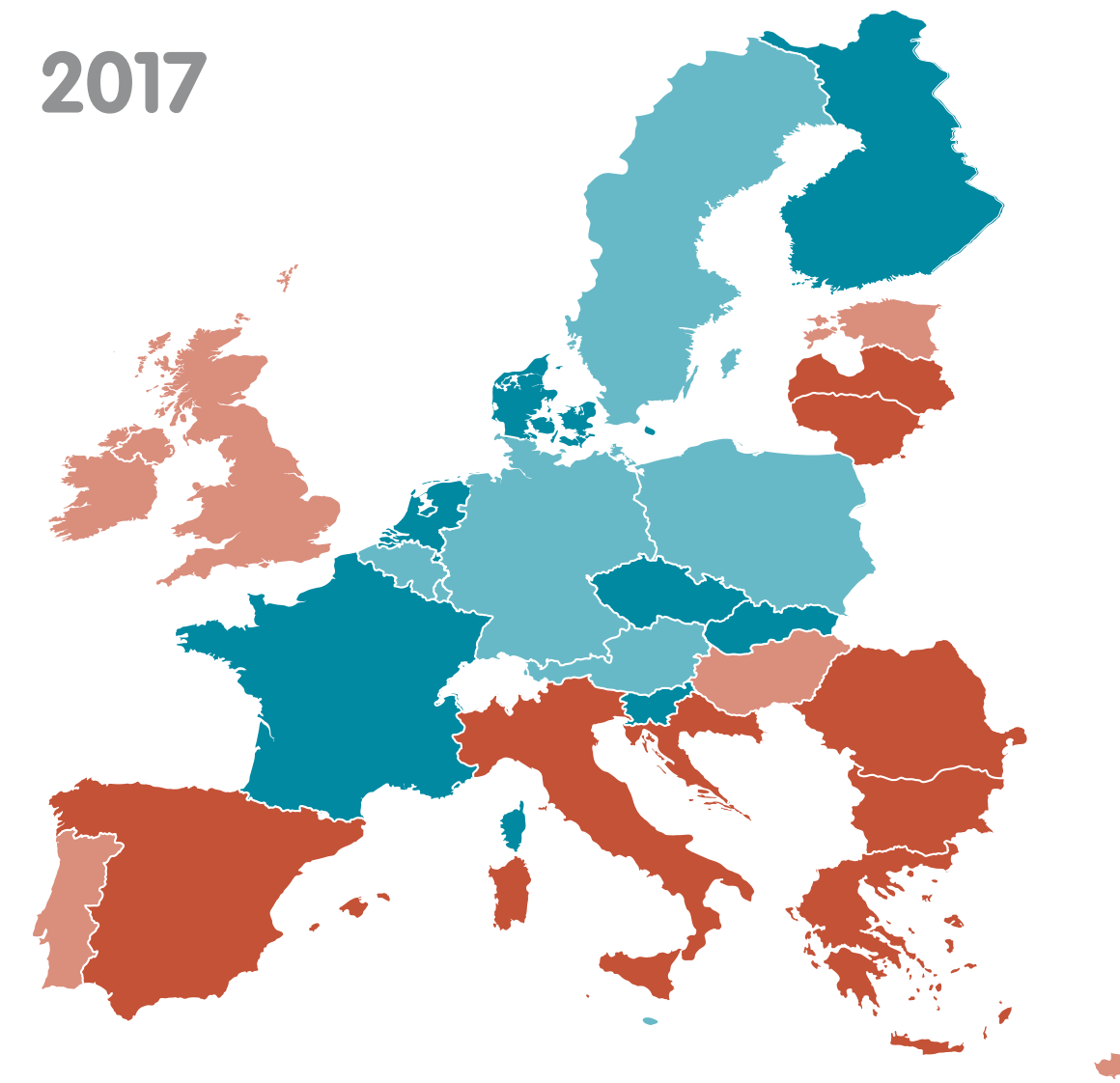
Security

2007

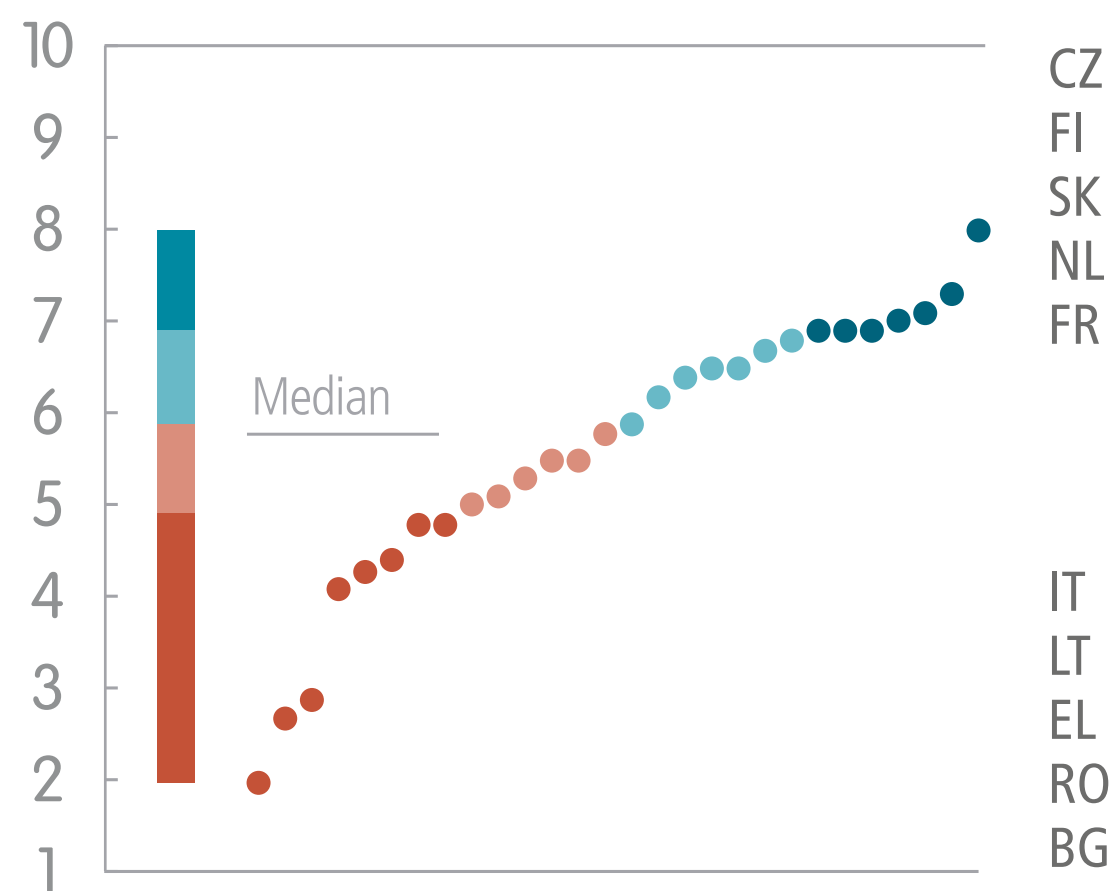
Coloured by 2017  
quartiles



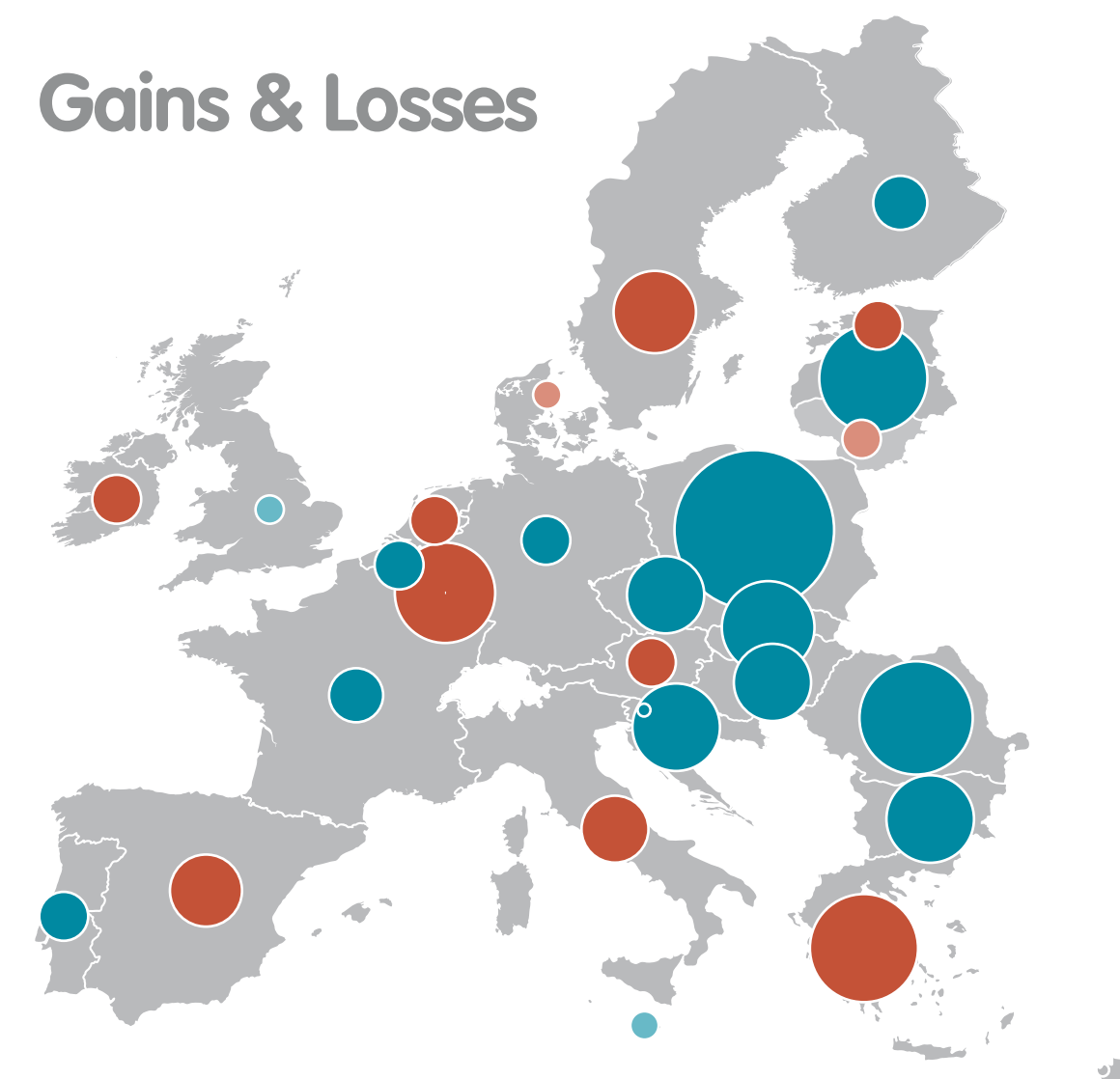
2017



Quartiles 2017 : Top/Bottom 5



Gains & Losses



2007 2017

Gains		2007	2017	
15	+3.4	Poland	3.0	6.4
	+1.7	Romania	1.0	2.7
	+1.5	Latvia	2.9	4.4
	+1.1	Slovakia	6.0	7.1
	+1.0	Bulgaria	1.0	2.0
	+0.8	Croatia	3.8	4.8
	+0.8	Czech Rep.	7.2	8.0
	+0.4	Hungary	4.2	5.0
	+0.4	France	6.5	6.9
	+0.3	Finland	6.9	7.3
	+0.3	Belgium	5.9	6.2
	+0.3	Germany	6.2	6.5
	+0.1	Portugal	5.2	5.5
	+0.1	Malta	6.4	6.5
	+0.1	UK	5.7	5.8
0.0	Cyprus	5.1	5.1	
0.0	Slovenia	6.9	6.9	

Losses		2007	2017	
11	-0.1	Denmark	7.0	6.9
	-0.2	Lithuania	4.3	4.1
	-0.3	Austria	7.0	6.7
	-0.6	Estonia	5.8	5.5
	-0.7	Ireland	5.6	5.3
	-0.9	Netherlands	7.3	7.0
	-1.3	Italy	4.9	4.3
	-1.3	Spain	5.5	4.8
	-1.5	Sweden	7.7	6.8
	-1.5	Luxembourg	7.2	5.9
	-1.5	Greece	4.4	2.9

# Resilience | Unemployment ■ -0.5

- F1 Disposable income
- F2 Government debt
- F3 Poverty
- F4 Unemployment**
- F5 Income equality

## Individual Cohesion

- Experience
- Engagement
- Attitudes
- Approval
- Expectations

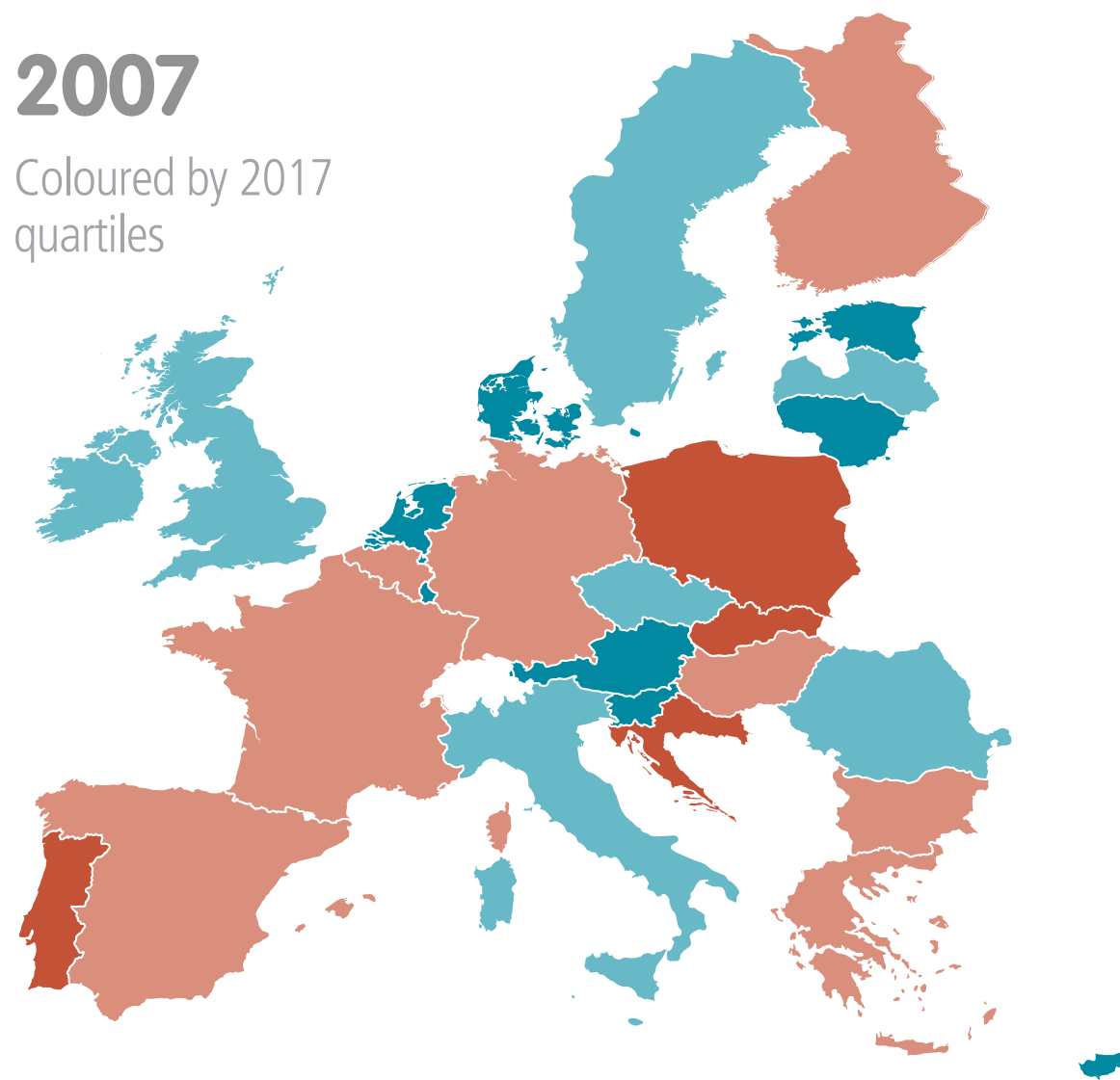
## Structural Cohesion

### Resilience

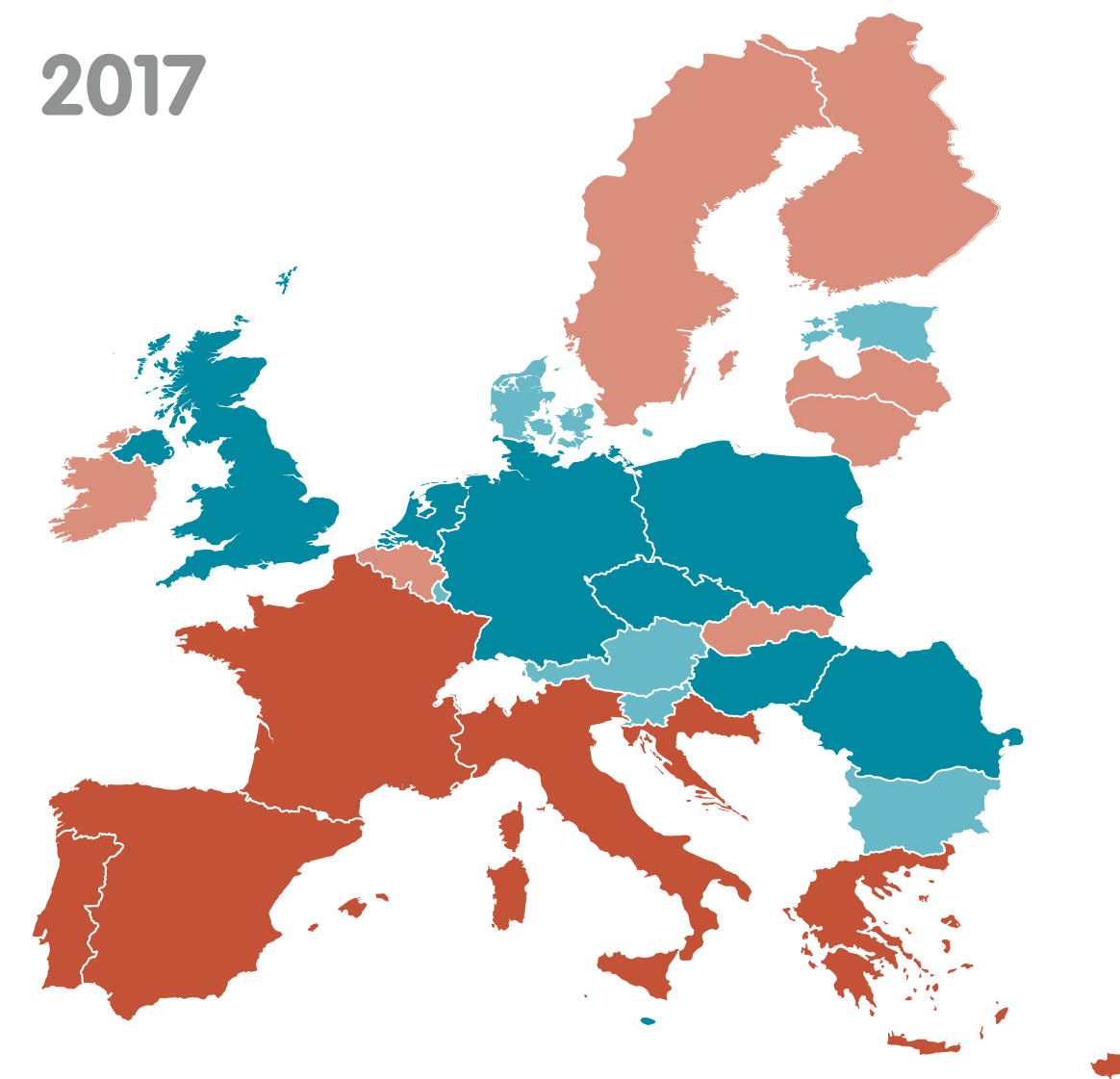
- Economic Ties
- Funding
- Policy Integration
- Security

2007

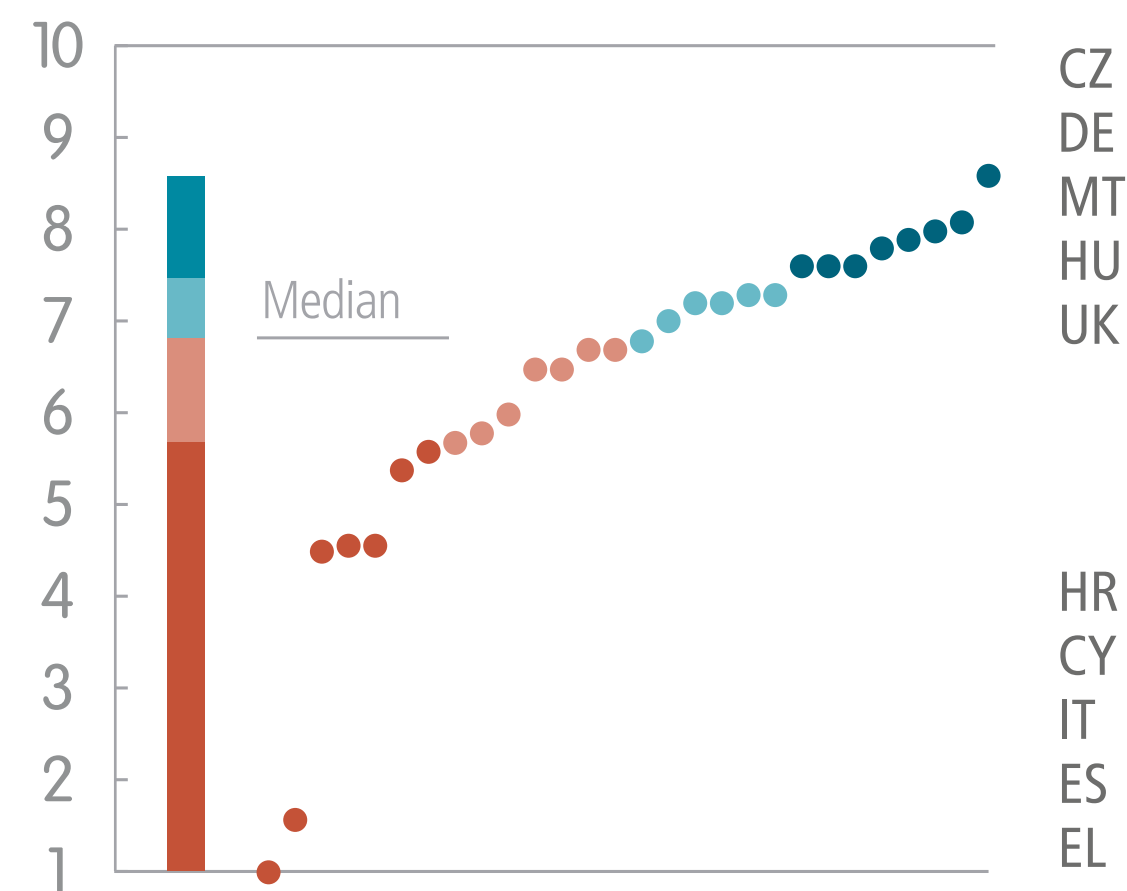
Coloured by 2017  
quartiles



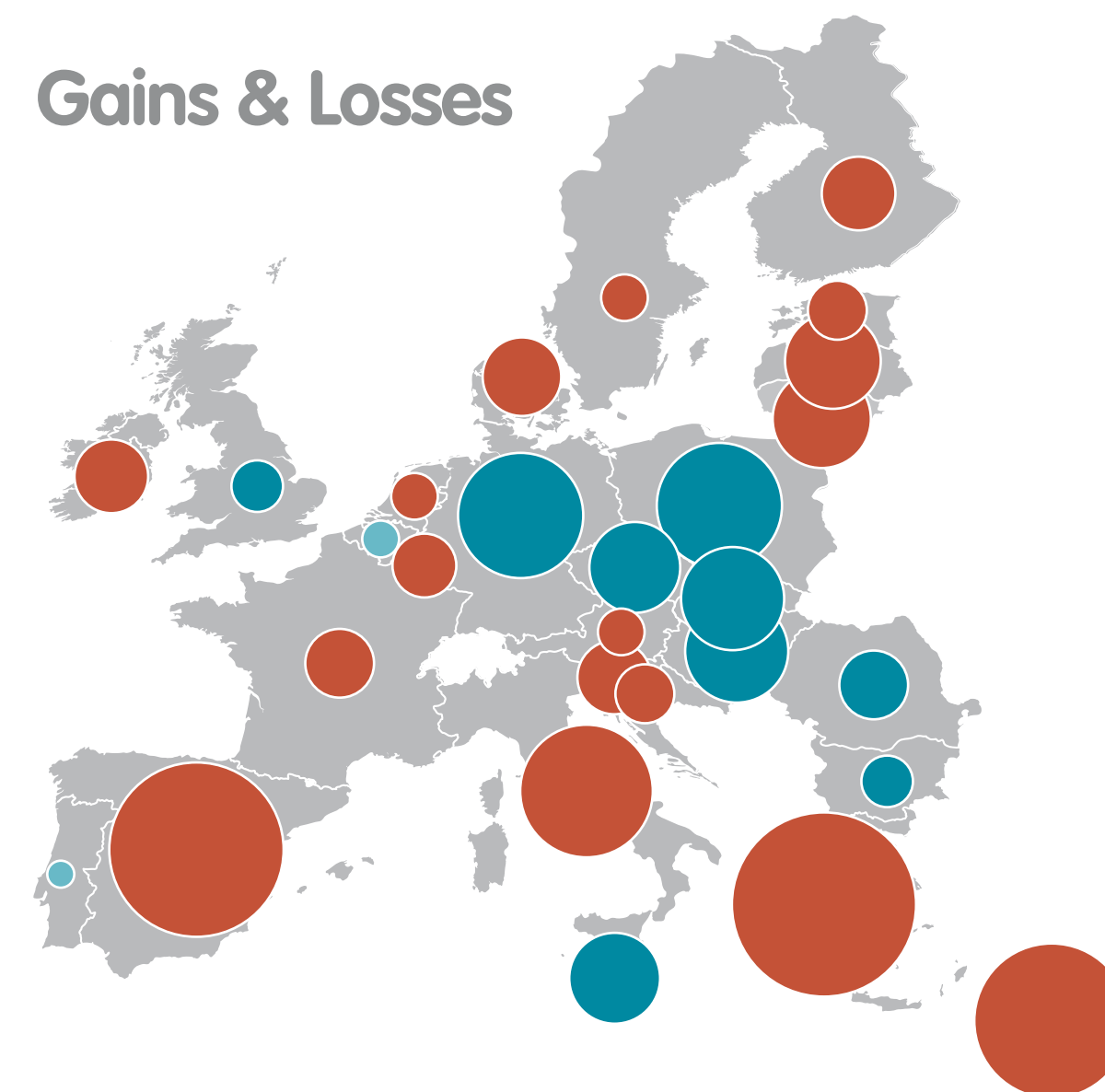
2017



Quartiles 2017 ● Top/Bottom 5



Gains & Losses



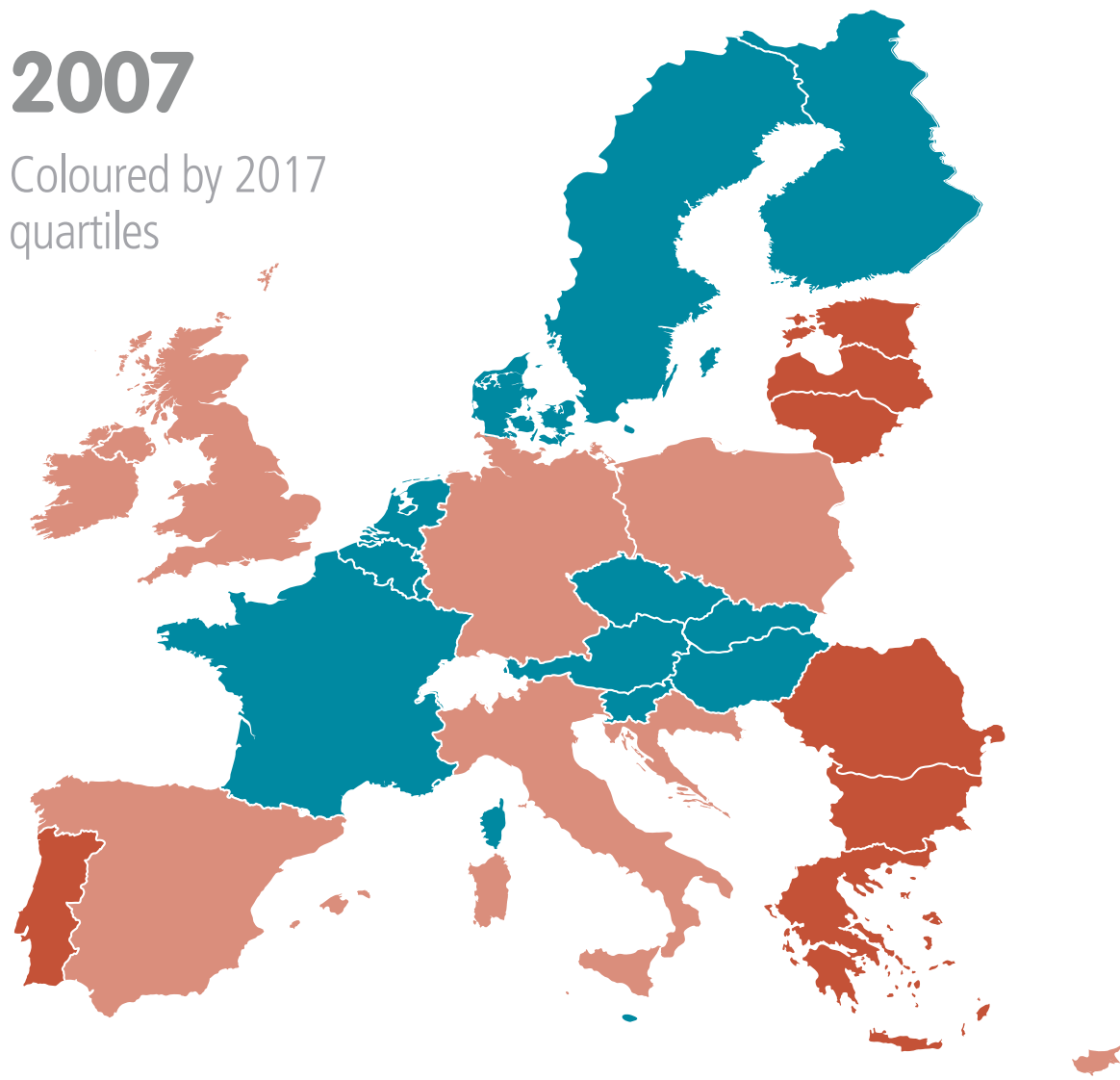
		2007	2017
<b>Gains</b> <b>11</b>	+2.3	Germany	5.8 8.1
	+1.5	Poland	5.3 7.6
	+1.2	Hungary	6.4 7.9
	+0.7	Slovakia	4.5 6.0
	+0.4	Malta	6.8 8.0
	+0.2	Czech Rep.	7.4 8.6
	+0.1	Romania	6.9 7.6
		Bulgaria	6.6 7.0
		UK	7.4 7.8
		Belgium	6.3 6.5
		Portugal	5.5 5.6
<b>Losses</b> <b>17</b>	-0.3	Austria	7.6 7.3
		Sweden	7.0 6.7
		Netherlands	7.9 7.6
	-0.5	Croatia	5.1 4.6
		Estonia	7.7 7.2
	-0.6	Luxembourg	7.9 7.3
	-0.7	France	6.1 5.4
	-0.8	Finland	6.6 5.8
		Ireland	7.5 6.7
		Slovenia	7.6 6.8
	-0.9	Denmark	8.1 7.2
	-1.3	Latvia	7.0 5.7
	-1.4	Lithuania	7.9 6.5
	-2.5	Italy	7.0 4.5
	-3.5	Cyprus	8.1 4.6
	-4.4	Spain	6.0 1.6
-4.9	Greece	5.9 1.0	

# Resilience | Income equality | -0.1

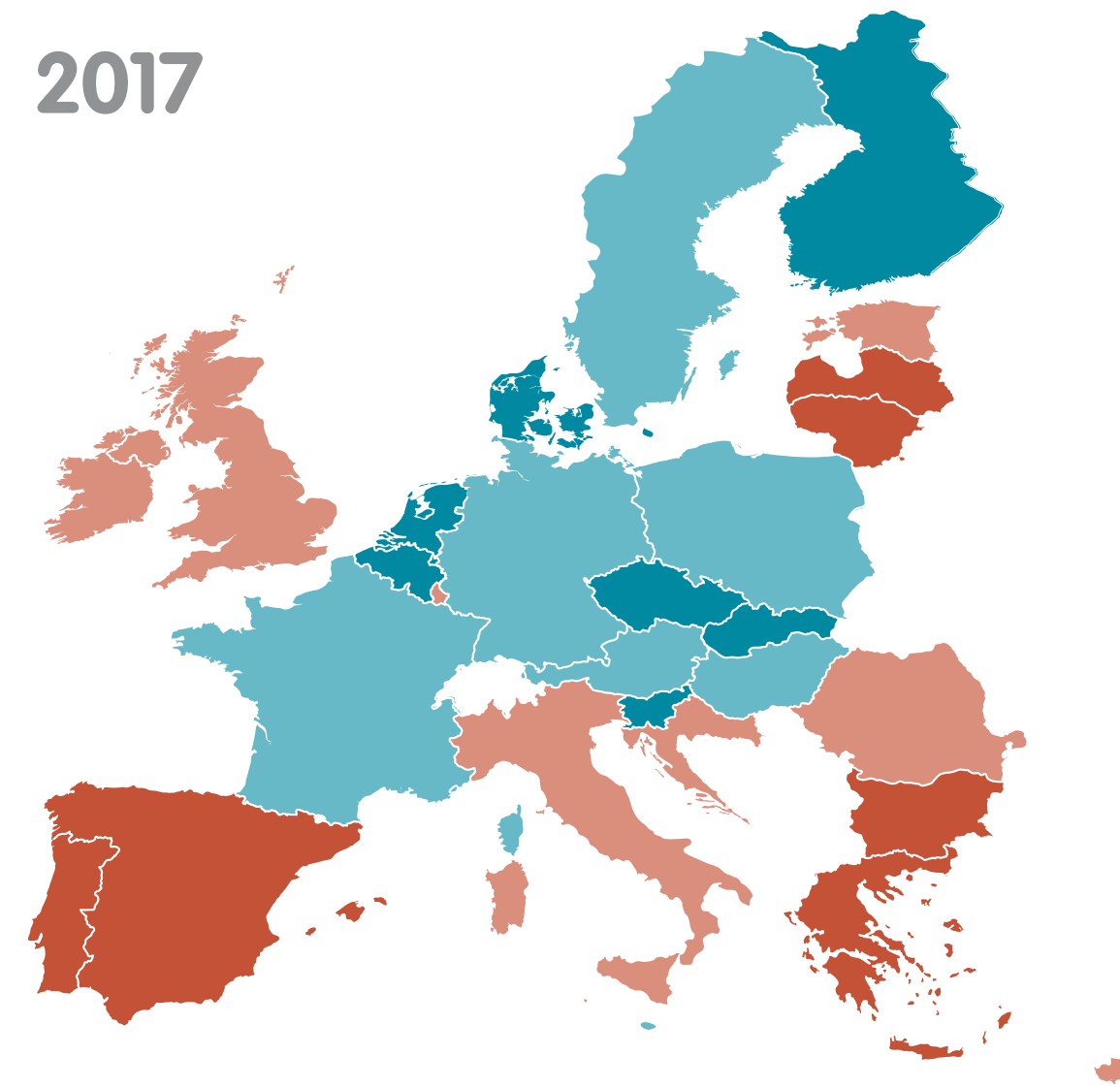
- F1 Disposable income
- F2 Government debt
- F3 Poverty
- F4 Unemployment
- F5 Income equality

**2007**

Coloured by 2017 quartiles



**2017**



**Gains**  
**14**

	2007	2017	
+1.8	Romania	2.6	4.4
+1.1	Portugal	3.1	4.2
+1.0	Poland	4.7	5.7
+0.6	Estonia	4.3	4.9
	Croatia	4.9	5.5
	Ireland	5.0	5.6
+0.5	Germany	5.3	5.8
+0.4	Slovakia	7.4	7.8
+0.3	Czech Rep.	7.1	7.4
	Finland	6.8	7.1
	Greece	4.0	4.3
	Latvia	3.6	3.9
+0.2	Netherlands	6.3	6.5
+0.1	Belgium	6.7	6.8

## Individual Cohesion

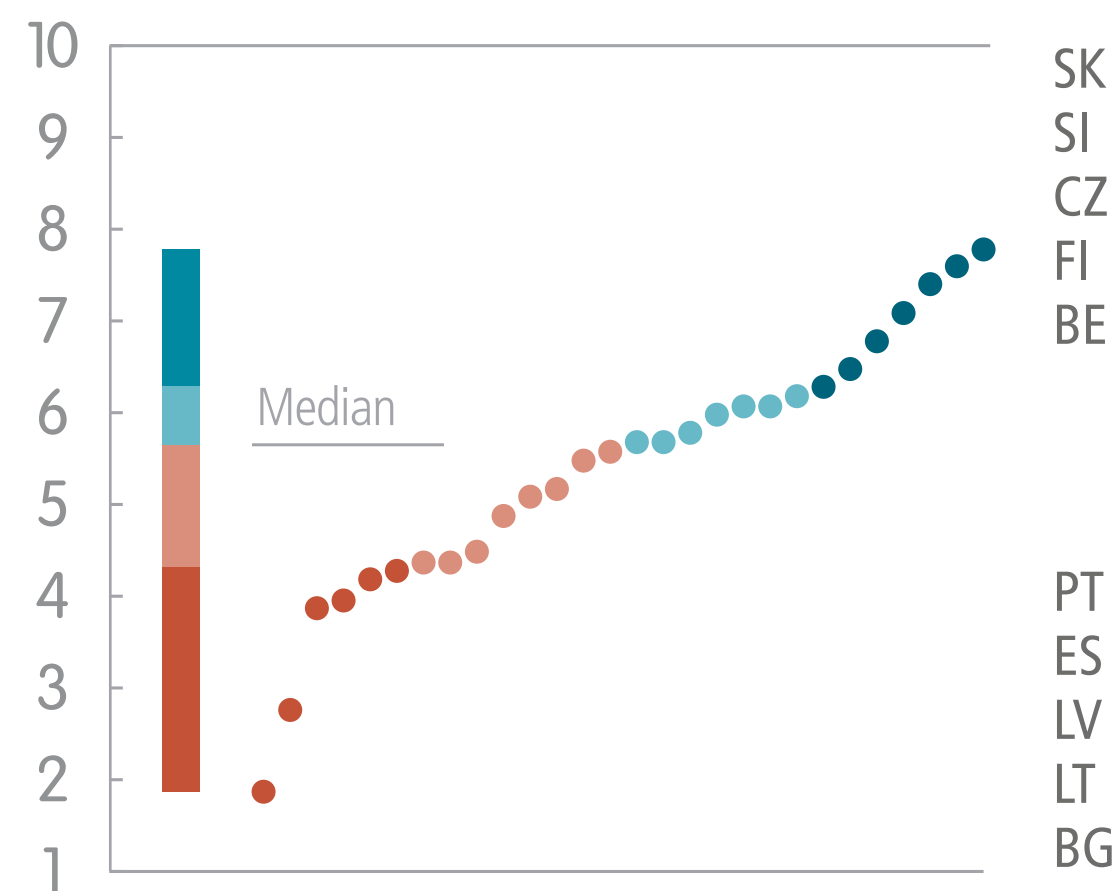
- Experience
- Engagement
- Attitudes
- Approval
- Expectations

## Structural Cohesion

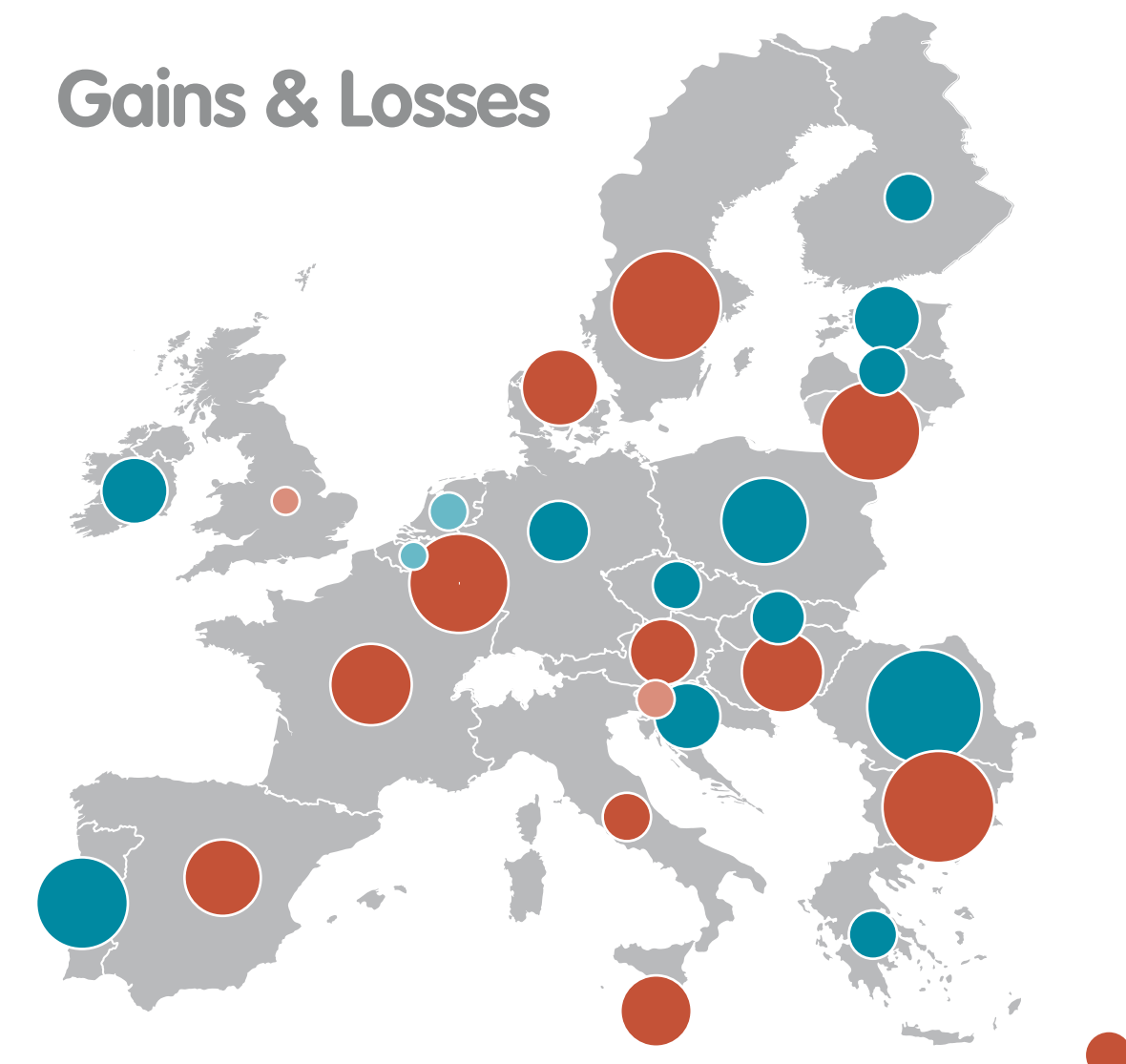
### Resilience

- Economic Ties
- Funding
- Policy Integration
- Security

**Quartiles 2017** ● Top/Bottom 5



**Gains & Losses**



**Losses**  
**14**

-0.1	UK	4.5	4.4
-0.2	Slovenia	7.8	7.6
-0.3	Cyprus	5.5	5.2
	Italy	4.8	4.5
-0.6	Austria	6.8	6.2
-0.7	Malta	6.7	6.0
-0.8	Denmark	7.1	6.3
	Spain	4.8	4.0
-0.9	France	6.6	5.7
	Hungary	7.0	6.1
-1.3	Lithuania	4.1	2.8
	Luxembourg	6.4	5.1
-1.6	Sweden	7.7	6.1
-1.7	Bulgaria	3.6	1.9

# Economic Ties | 11-year trend | +0.1

Premise: A high level of trade integration with other European economies increases a country's cohesion within the EU.

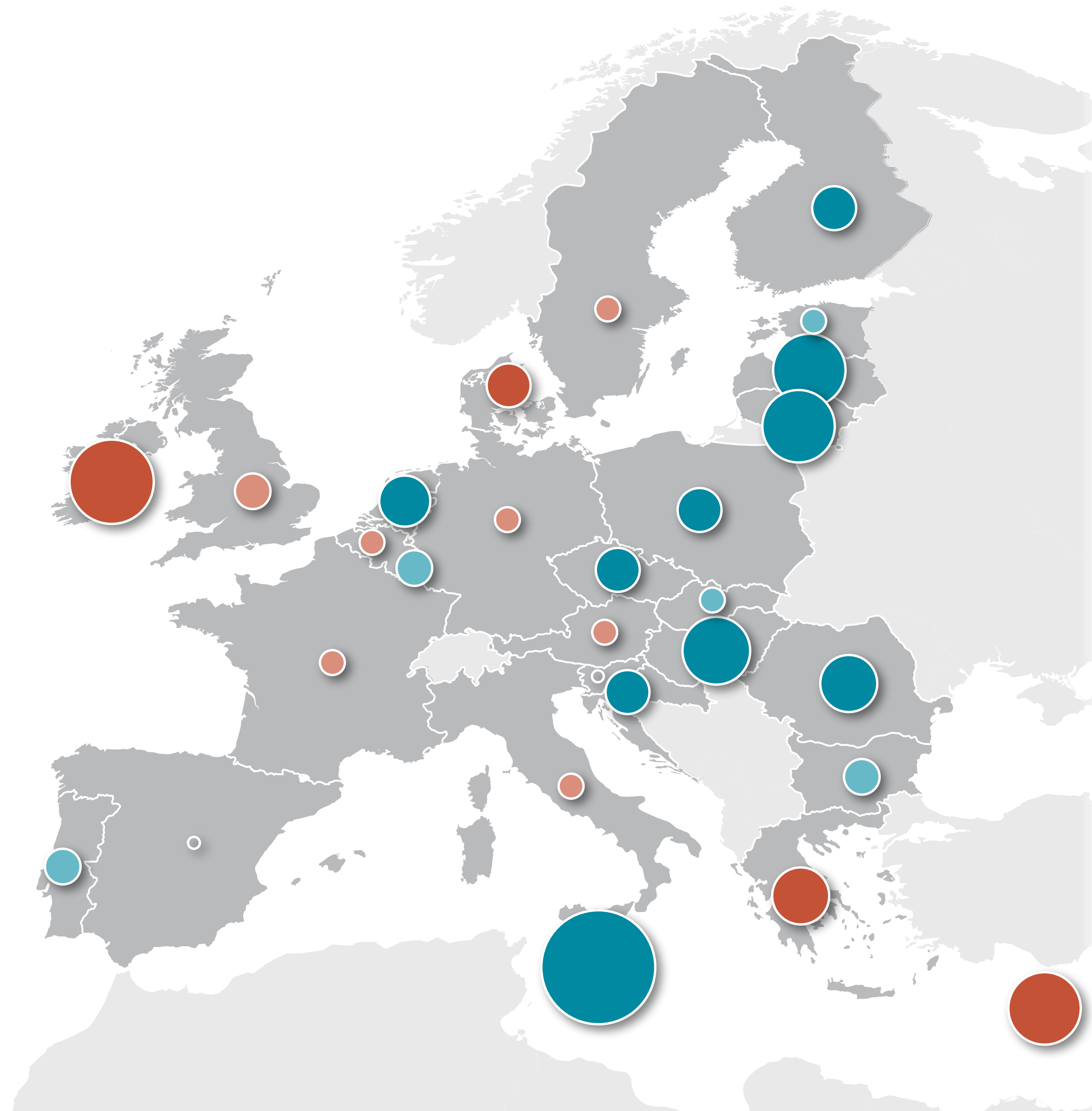
- F1** Trade in goods with the EU ■ -0.3
- F2** Trade in services with the EU ■ +0.2
- F3** Trade openness towards the EU ■ +0.5

## Individual Cohesion

- Experience
- Engagement
- Attitudes
- Approval
- Expectations

## Structural Cohesion

- Resilience
- Economic Ties**
- Funding
- Policy Integration
- Security



**Gains**  
**15**

	2007	2017	
+2.0	Malta	4.8	6.8
+0.8	Latvia	5.4	6.2
	Lithuania	5.2	6.0
+0.7	Hungary	7.2	7.9
+0.5	Romania	6.1	6.6
+0.4	Netherlands	5.4	5.8
+0.3	Croatia	5.6	5.9
	Czech Rep.	7.5	7.8
	Finland	4.5	4.8
	Poland	6.2	6.5
+0.2	Bulgaria	5.3	5.5
	Portugal	5.8	6.0
	Luxembourg	7.9	8.1
+0.1	Estonia	7.3	7.4
	Slovakia	8.4	8.5
0.0	Slovenia	7.6	7.6
	Spain	4.7	4.7

**Losses**  
**11**

-0.1	Austria	6.8	6.7
	Belgium	7.6	7.5
	France	4.5	4.4
	Germany	4.5	4.4
	Italy	4.1	4.0
	Sweden	4.9	4.8
-0.2	UK	3.0	2.8
-0.3	Denmark	4.9	4.6
-0.5	Greece	3.7	3.2
-0.8	Cyprus	5.0	4.2
-1.1	Ireland	5.2	4.1



# Economic Ties | Trade in goods with the EU ■ -0.3

**F1** Trade in goods with the EU

F2 Trade in services with the EU

F3 Trade openness towards the EU

## Individual Cohesion

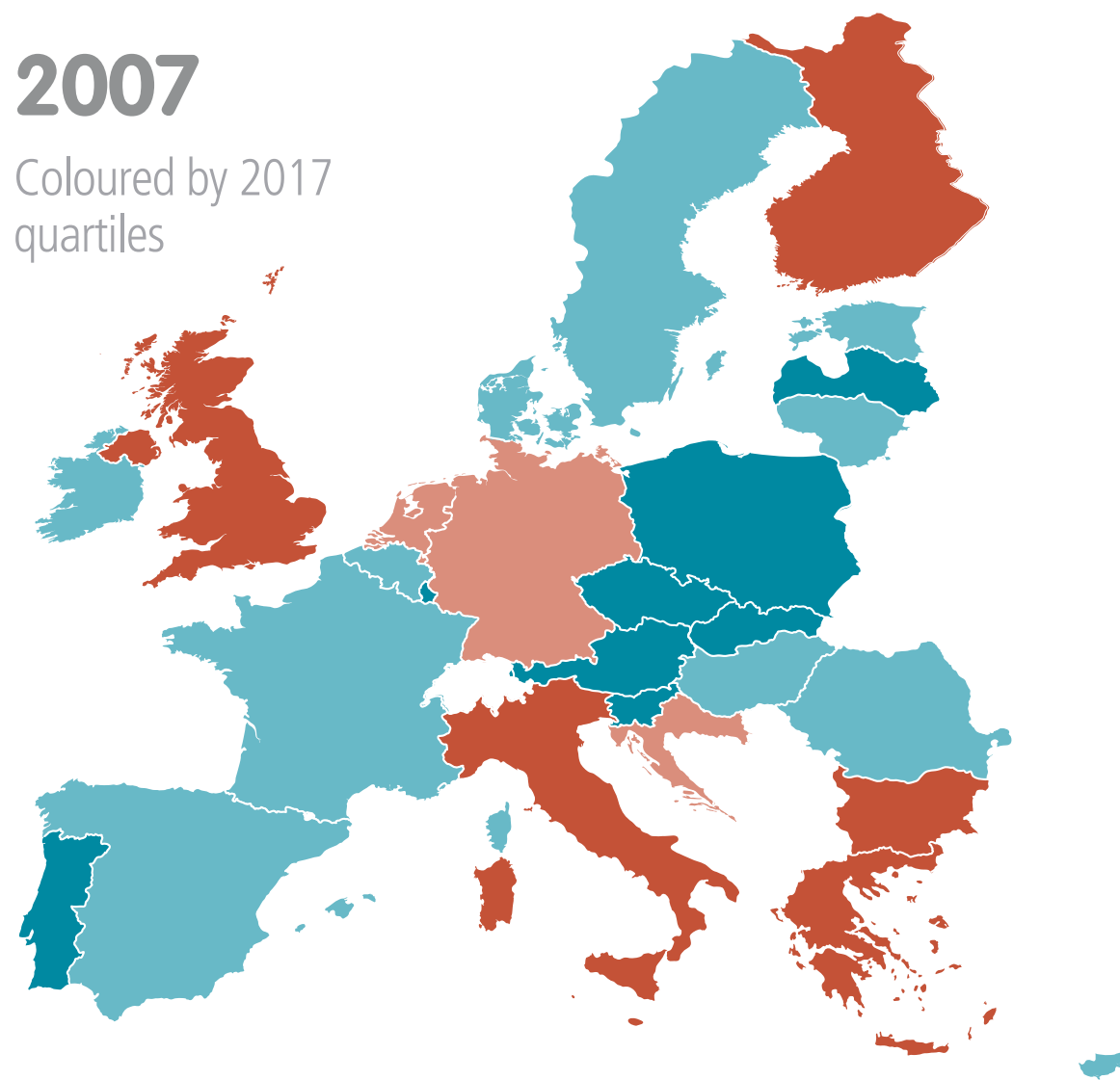
- Experience
- Engagement
- Attitudes
- Approval
- Expectations

## Structural Cohesion

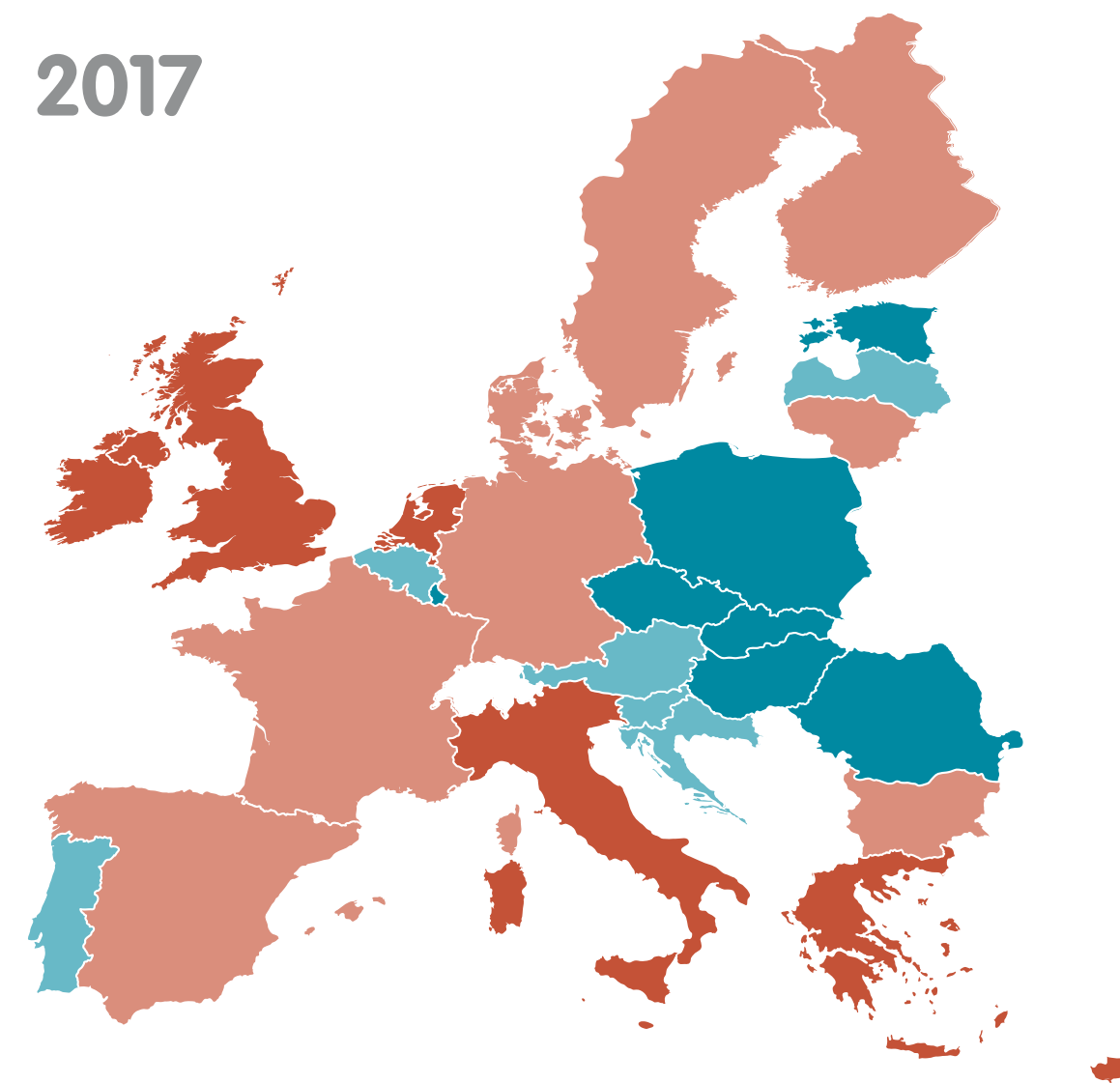
- Resilience
- Economic Ties**
- Funding
- Policy Integration
- Security

2007

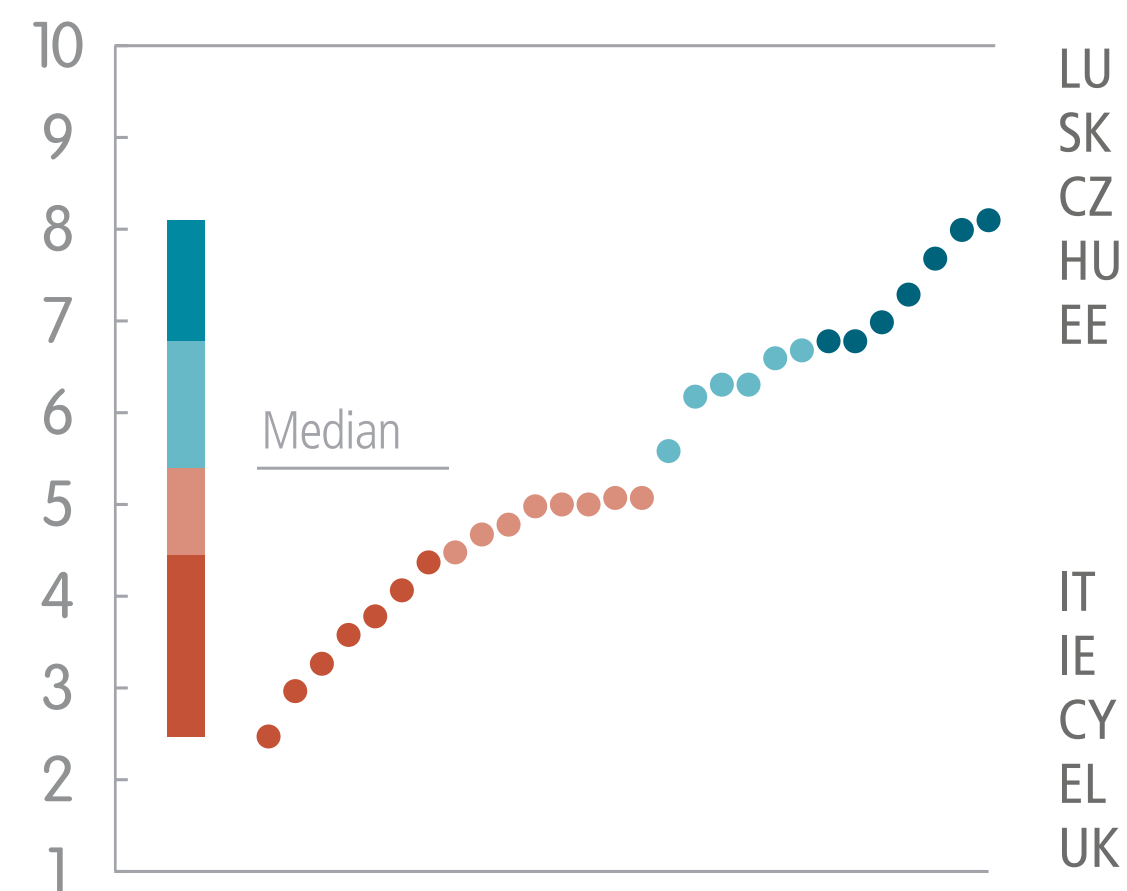
Coloured by 2017 quartiles



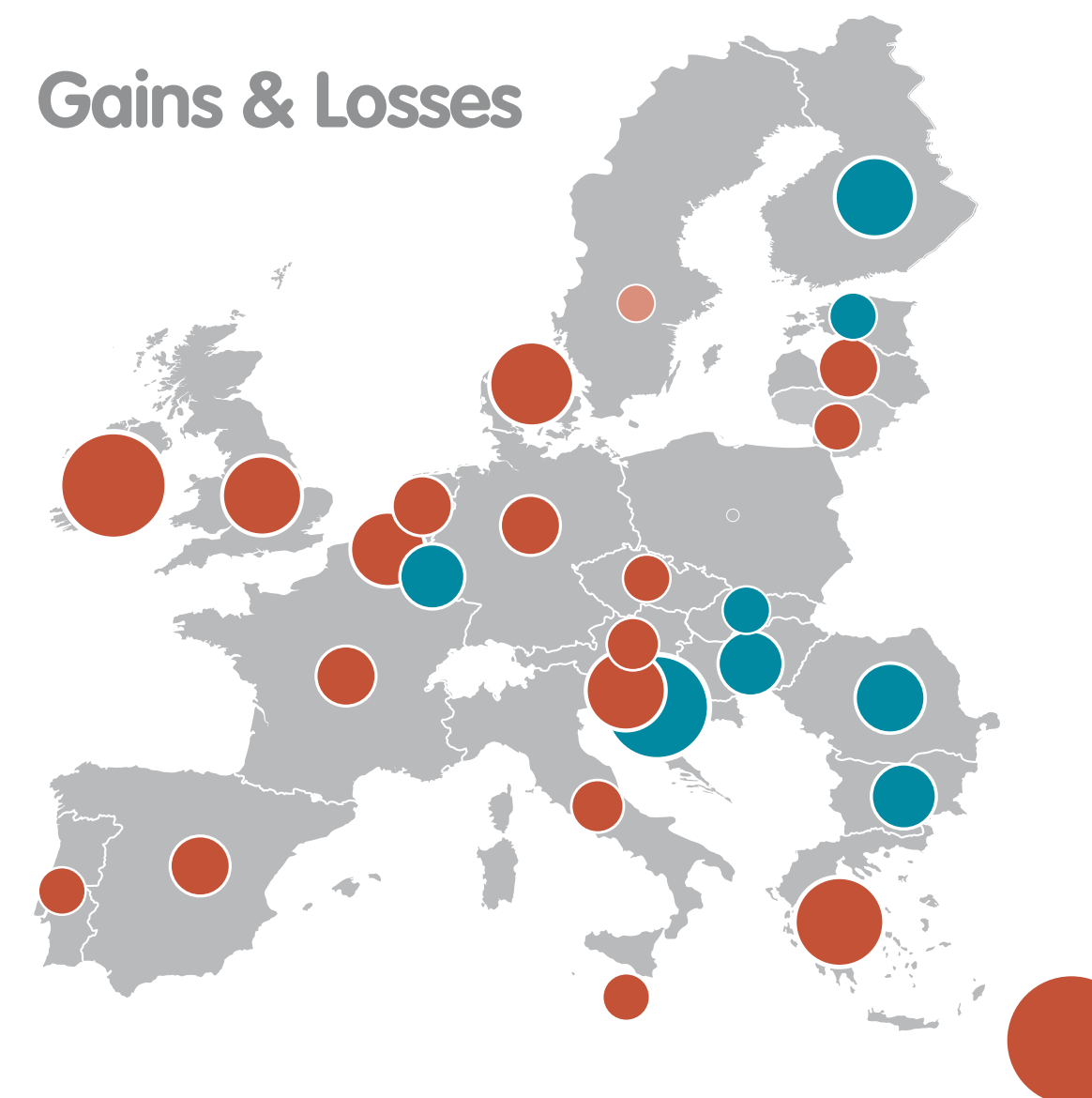
2017



Quartiles 2017 : Top/Bottom 5



Gains & Losses



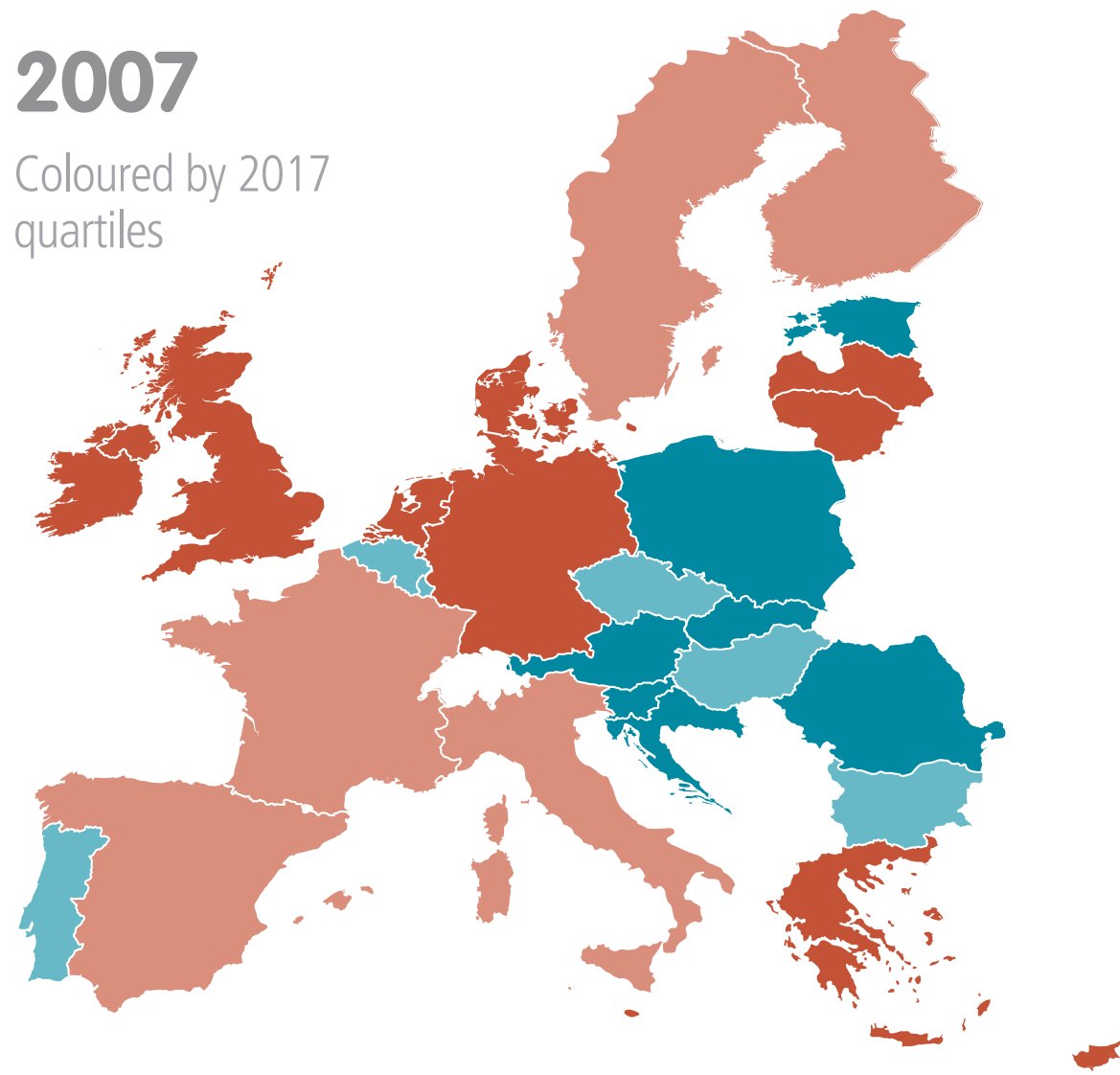
		2007	2017
<b>Gains</b> 8	+1.5	Croatia	4.7 6.2
	+0.9	Finland	4.2 5.1
	+0.7	Romania	6.1 6.8
	+0.6	Bulgaria	4.2 4.8
		Hungary	6.7 7.3
		Luxembourg	7.5 8.1
	+0.3	Estonia	6.7 7.0
		Slovakia	7.7 8.0
	0.0	Poland	6.8 6.8
<b>Losses</b> 19	-0.2	Sweden	5.2 5.0
	-0.3	Czech Rep.	8.0 7.7
		Lithuania	5.3 5.0
		Portugal	7.0 6.7
		Malta	4.4 4.1
	-0.4	Austria	7.0 6.6
	-0.5	Italy	4.2 3.8
		France	5.5 5.0
		Germany	5.0 4.5
		Latvia	6.8 6.3
		Netherlands	4.9 4.4
		Spain	5.2 4.7
	-0.8	Belgium	6.4 5.6
-0.9	UK	3.4 2.5	
	Slovenia	7.2 6.3	
-1.0	Denmark	6.1 5.1	
-1.1	Greece	4.1 3.0	
-1.6	Ireland	5.2 3.6	
-2.5	Cyprus	5.8 3.3	

# Economic Ties | Trade in services with the EU ■ +0.2

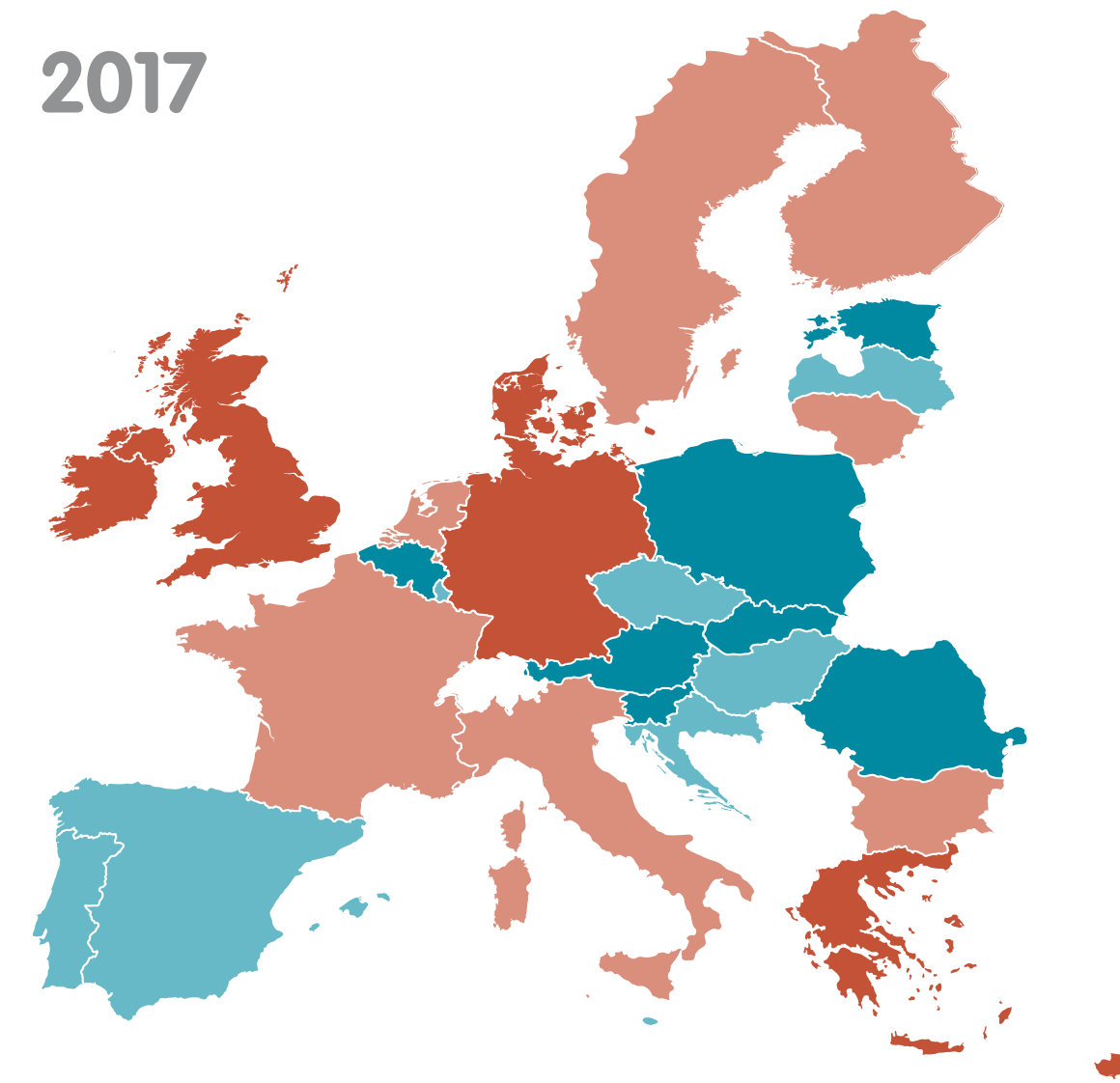
- F1 Trade in goods with the EU
- F2 Trade in services with the EU**
- F3 Trade openness towards the EU

**2007**

Coloured by 2017 quartiles



**2017**



**Gains**  
**14**

	2007	2017	
+5.3	Malta	1.0	6.3
+1.5	Latvia	4.3	5.8
+1.3	Lithuania	4.4	5.7
+0.4	Belgium	6.4	6.8
	Netherlands	4.4	4.8
+0.3	Denmark	3.8	4.1
+0.2	Austria	7.2	7.4
	Luxembourg	6.1	6.3
	Spain	5.6	5.8
	Finland	4.9	5.1
+0.1	France	4.8	4.9
	Italy	5.0	5.1
	Portugal	6.2	6.3
	Romania	7.7	7.8
0.0	Hungary	6.6	6.6
	Slovenia	7.5	7.5
	Sweden	5.1	5.1
	UK	3.1	3.1

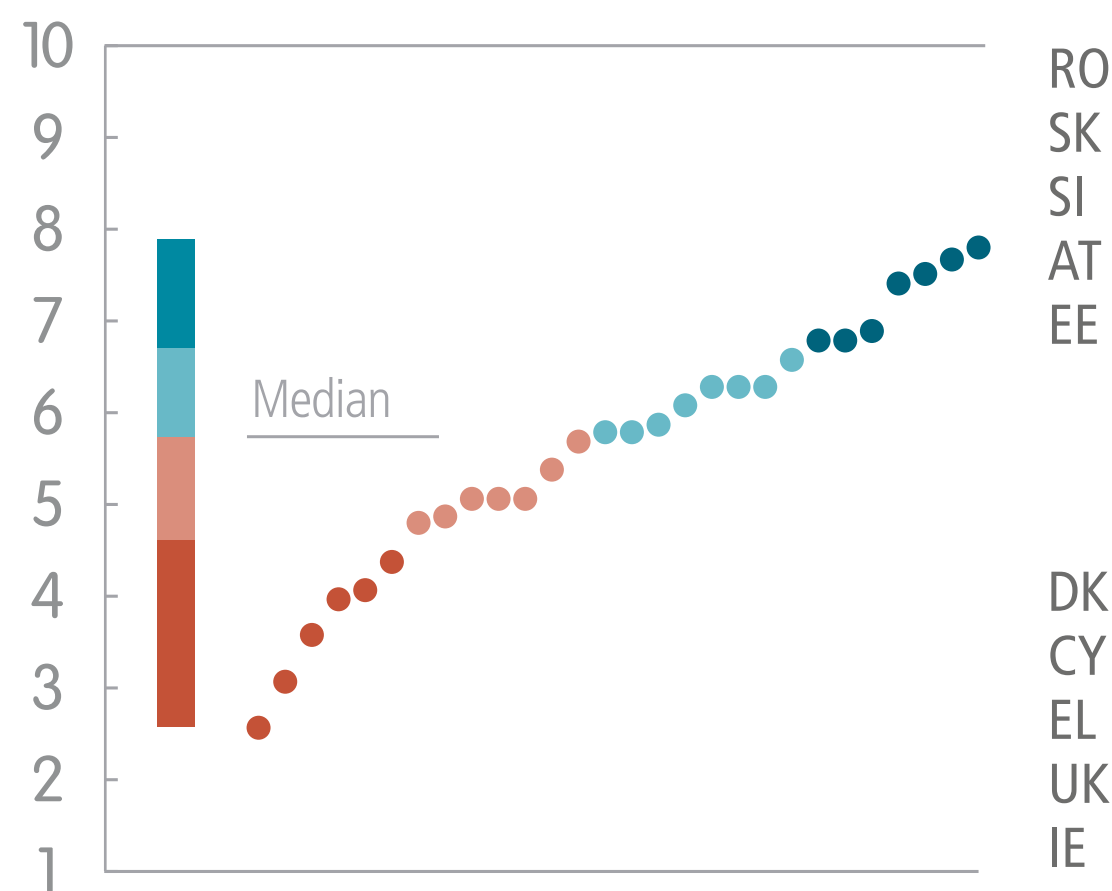
## Individual Cohesion

- Experience
- Engagement
- Attitudes
- Approval
- Expectations

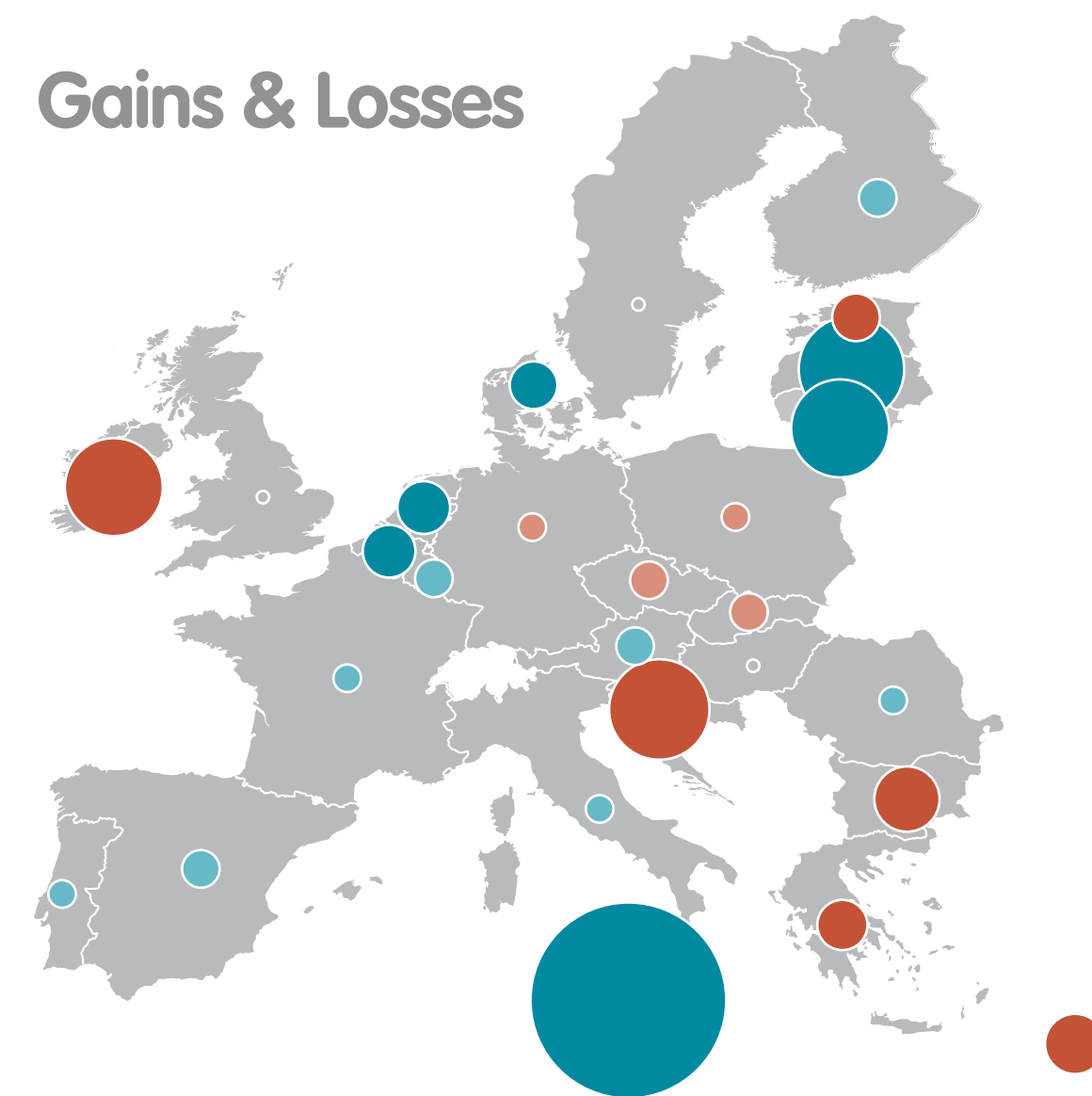
## Structural Cohesion

- Resilience
- Economic Ties**
- Funding
- Policy Integration
- Security

**Quartiles 2017** ● Top/Bottom 5



**Gains & Losses**



**Losses**  
**10**

-0.1	Germany	4.5	4.4
-0.2	Poland	6.9	6.8
	Czech Rep.	6.3	6.1
	Slovakia	7.9	7.7
-0.3	Estonia	7.2	6.9
-0.5	Cyprus	4.5	4.0
-0.6	Bulgaria	6.0	5.4
	Greece	4.2	3.6
-1.3	Ireland	3.9	2.6
-1.4	Croatia	7.3	5.9

# Economic Ties | Trade openness towards the EU ■ +0.5

- F1 Trade in goods with the EU
- F2 Trade in services with the EU
- F3 Trade openness towards the EU

## Individual Cohesion

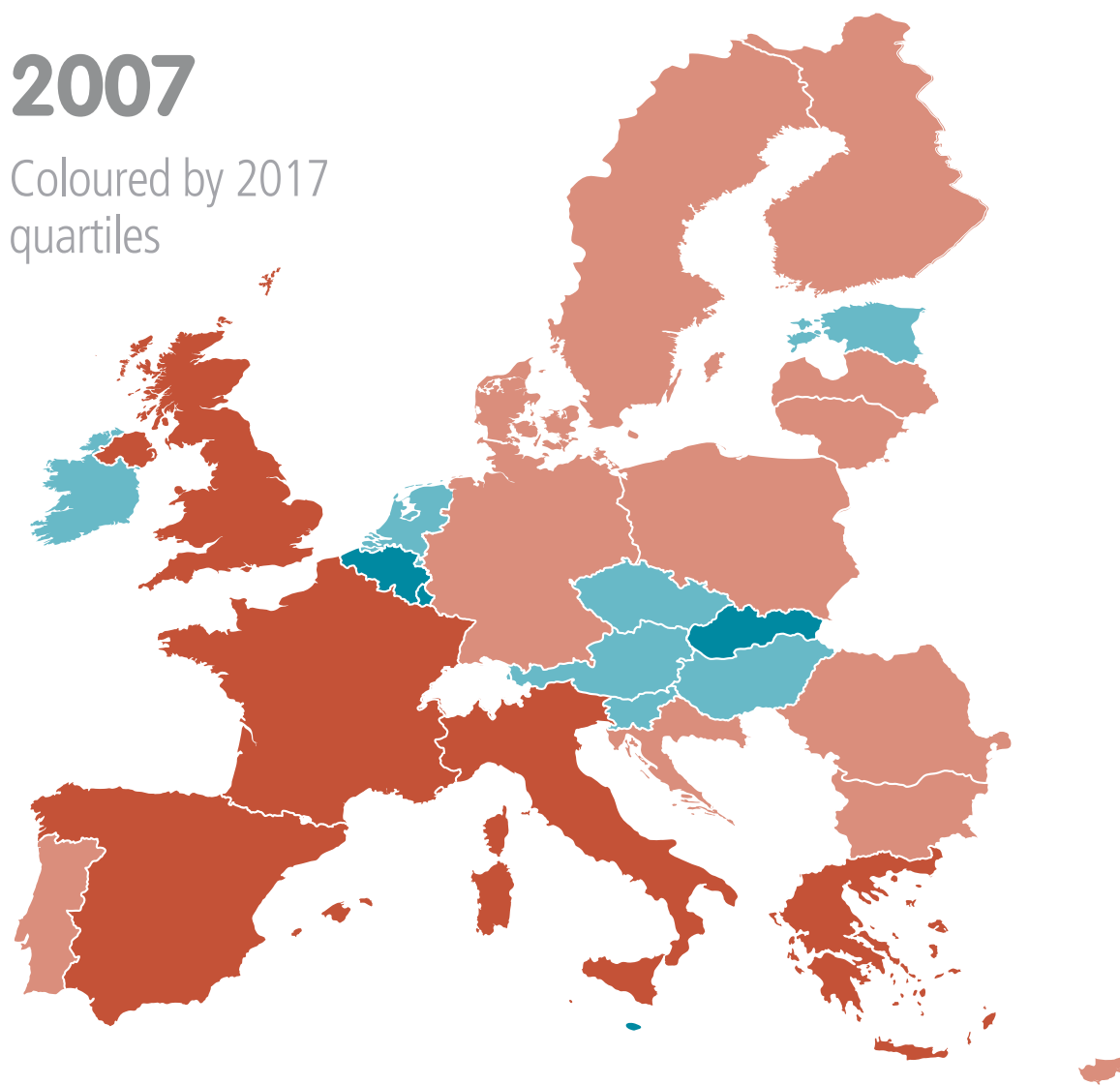
- Experience
- Engagement
- Attitudes
- Approval
- Expectations

## Structural Cohesion

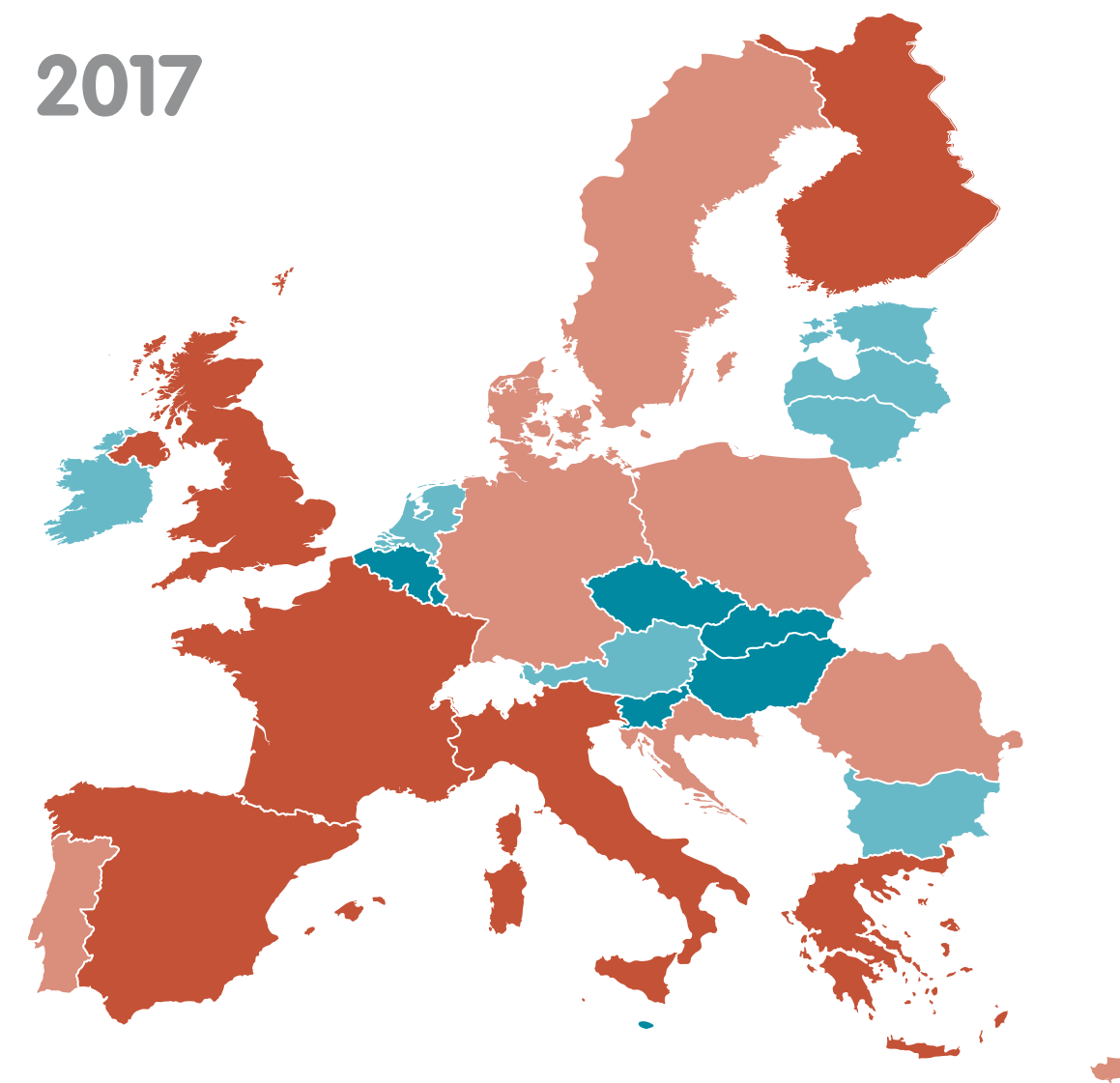
- Resilience
- Economic Ties
- Funding
- Policy Integration
- Security

2007

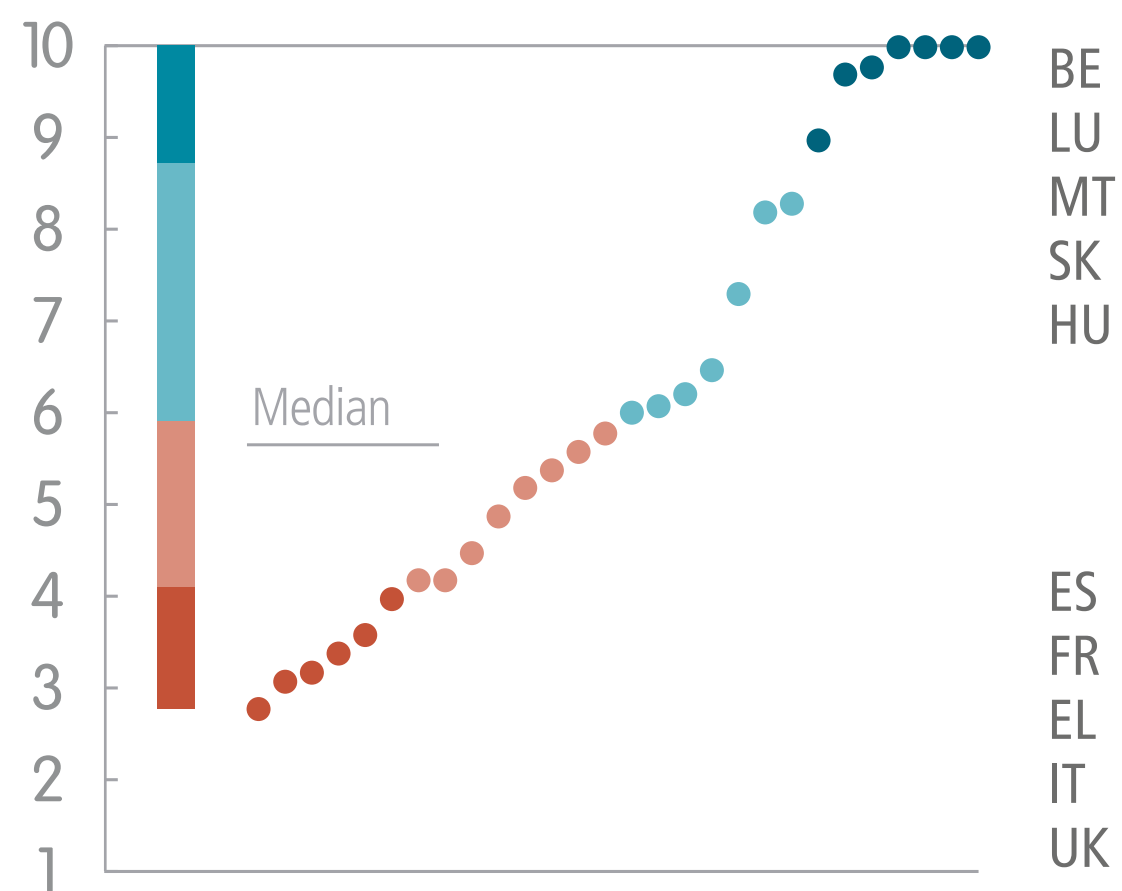
Coloured by 2017  
quartiles




2017



Quartiles 2017 : Top/Bottom 5



Gains & Losses



Gains  
**19**

	2007	2017
+1.5	Czech Rep.	8.2 9.7
	Hungary	8.3 9.8
	Lithuania	5.8 7.3
+1.4	Latvia	5.1 6.5
+1.3	Netherlands	6.9 8.2
+1.0	Malta	9.0 10.0
+0.9	Slovenia	8.1 9.0
	Croatia	4.7 5.6
+0.8	Poland	5.0 5.8
+0.7	Portugal	4.2 4.9
+0.6	Cyprus	4.8 5.4
	Romania	4.6 5.2
+0.4	Greece	2.8 3.2
	Spain	3.2 3.6
+0.3	Estonia	8.0 8.3
	Slovakia	9.7 10.0
	Bulgaria	5.9 6.2
+0.2	UK	2.6 2.8
+0.1	Italy	3.0 3.1

Losses  
**5**

0.0	Belgium	10.0 10.0
	France	3.4 3.4
	Germany	4.2 4.2
	Luxembourg	10.0 10.0
-0.1	Austria	6.1 6.0
-0.2	Sweden	4.4 4.2
-0.3	Denmark	4.8 4.5
-0.4	Finland	4.4 4.0
-0.5	Ireland	6.6 6.1

# Funding | 11-year trend ■ +0.6

Premise: Inflow of EU funding increases awareness of membership benefits. Net contributions to the EU budget strengthen ownership of the European project.

F1 EU spending in country ■ +0.6

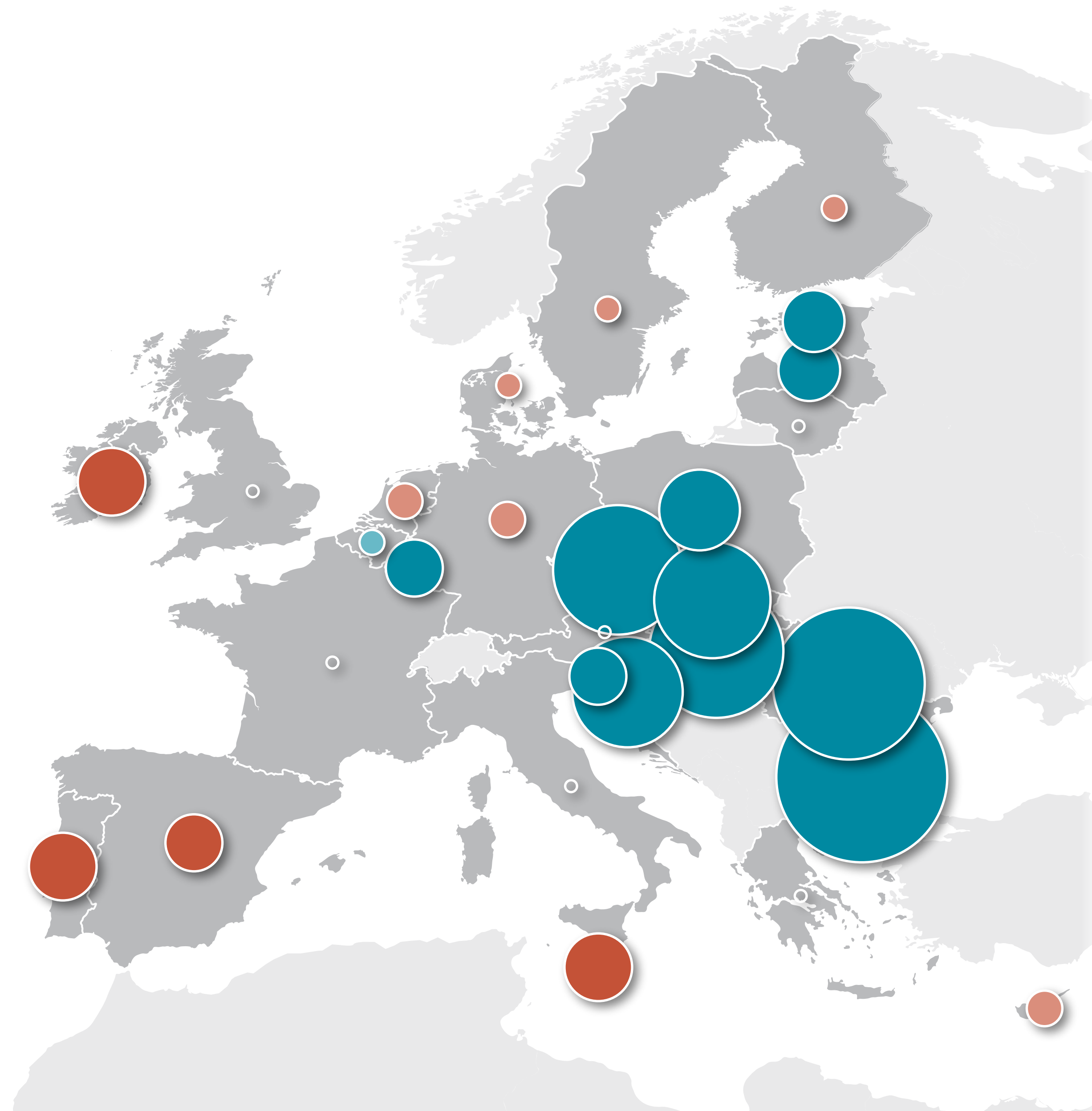
F2 Contribution to the EU budget 0.0

## Individual Cohesion

- Experience
- Engagement
- Attitudes
- Approval
- Expectations

## Structural Cohesion

- Resilience
- Economic Ties
- Funding**
- Policy Integration
- Security



**Gains**  
**12**

	2007	2017	
+4.5	Bulgaria	2.9	7.4
+3.6	Romania	2.2	5.8
+2.8	Hungary	3.7	6.5
+2.6	Czech Rep.	2.5	5.1
+2.1	Slovakia	3.2	5.3
+1.9	Croatia	1.2	3.1
+1.0	Poland	3.6	4.6
+0.6	Estonia	4.0	4.6
	Latvia	4.5	5.1
+0.5	Luxembourg	7.9	8.4
	Slovenia	2.6	3.1
+0.1	Belgium	4.3	4.4
0.0	Austria	2.9	2.9
	France	3.0	3.0
	Greece	5.1	5.1
	Italy	3.0	3.0
	Lithuania	5.4	5.4
	UK	2.6	2.6

**Losses**  
**10**

-0.1	Sweden	2.8	2.7
	Denmark	3.0	2.9
	Finland	3.1	3.0
-0.2	Germany	2.9	2.7
	Netherlands	2.8	2.6
	Cyprus	2.6	2.4
-0.5	Spain	2.8	2.3
-0.7	Ireland	2.9	2.2
	Malta	4.1	3.4
	Portugal	4.0	3.3

# Funding | EU spending in country ■ +0.6

**F1** EU spending in country

**F2** Contribution to the EU budget

## Individual Cohesion

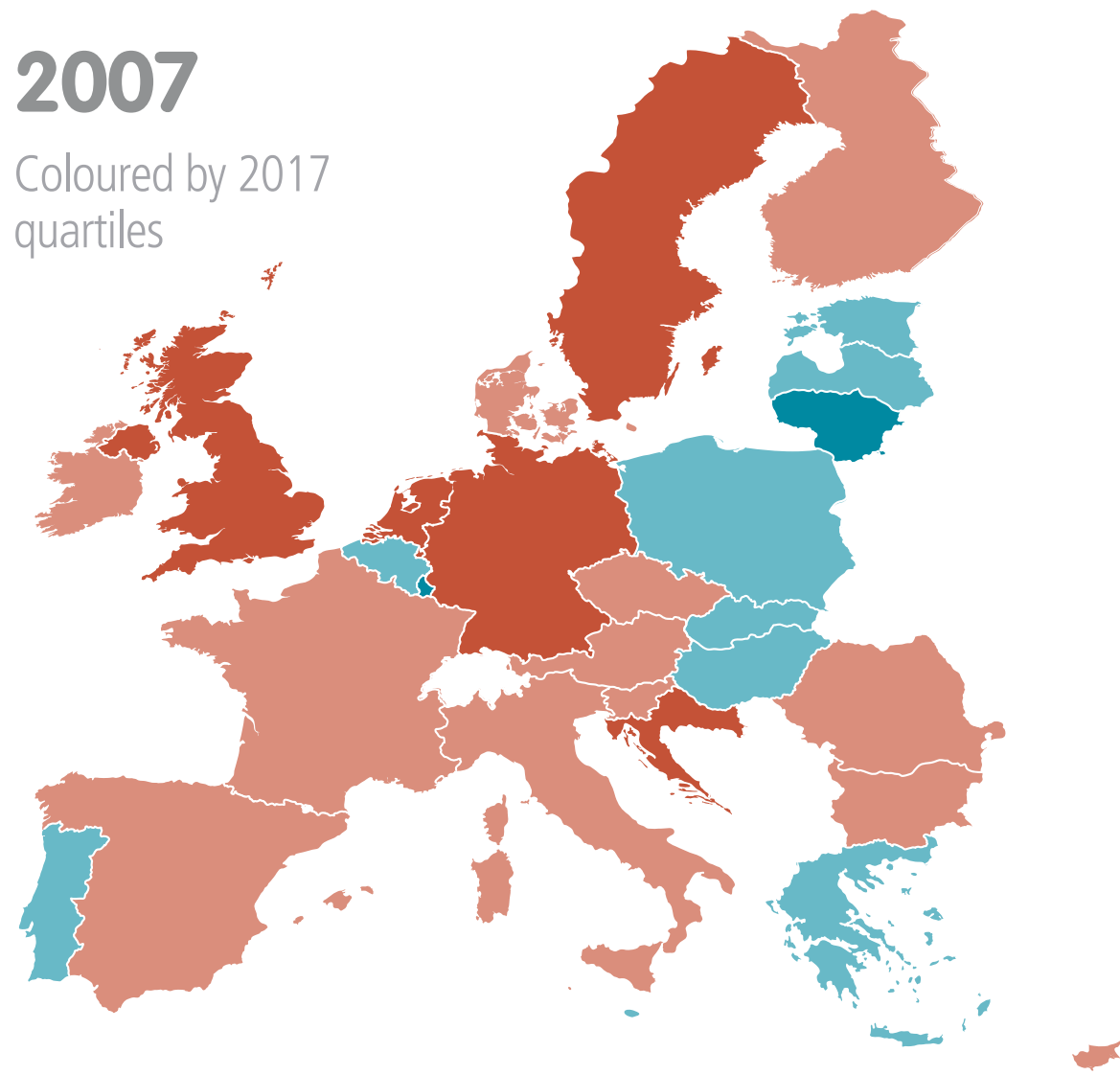
- Experience
- Engagement
- Attitudes
- Approval
- Expectations

## Structural Cohesion

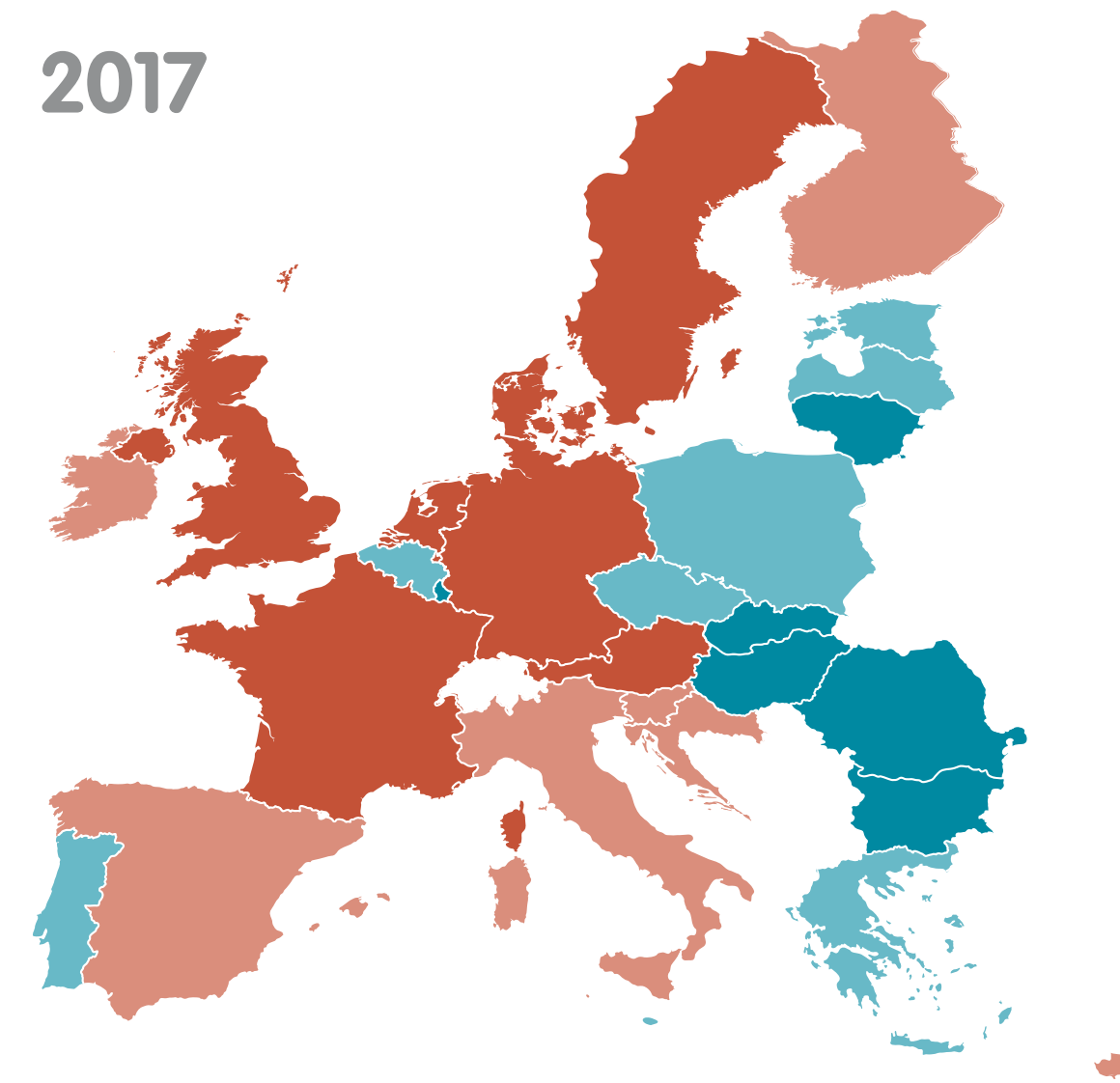
- Resilience
- Economic Ties
- Funding**
- Policy Integration
- Security

**2007**

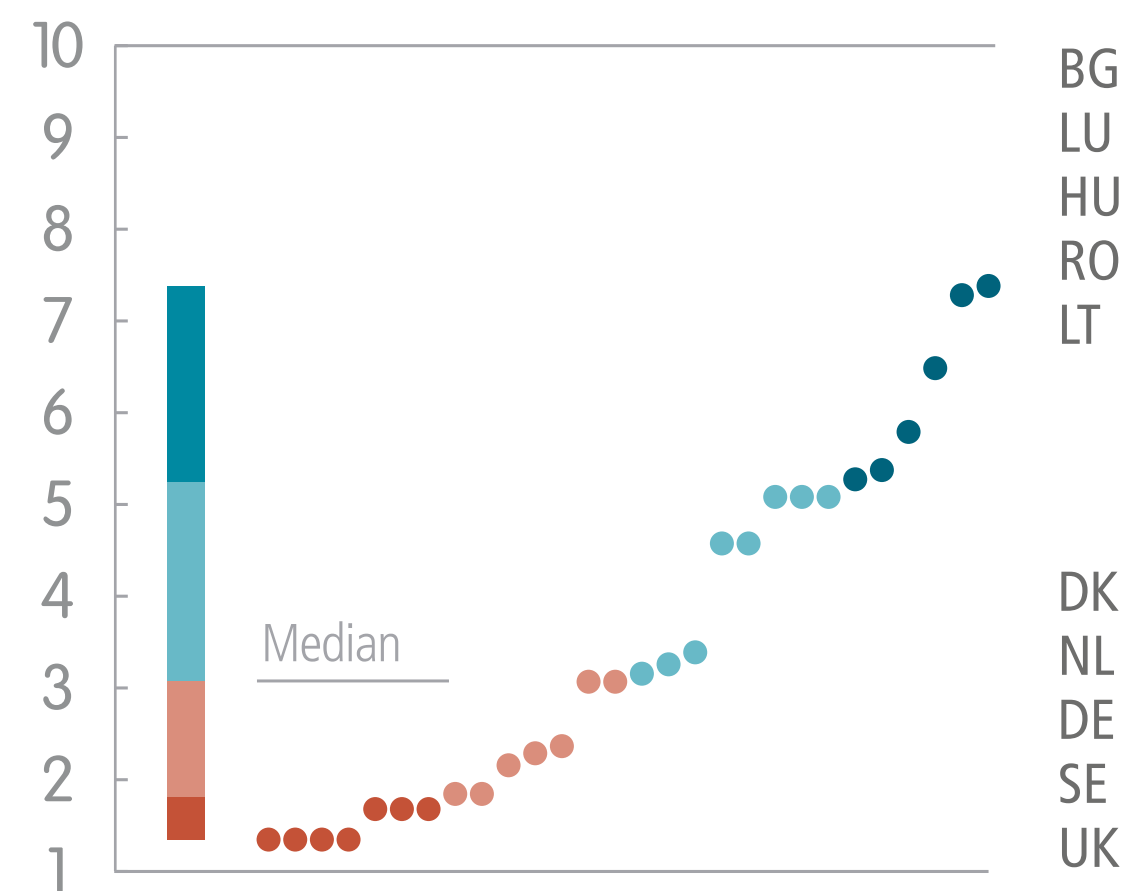
Coloured by 2017 quartiles



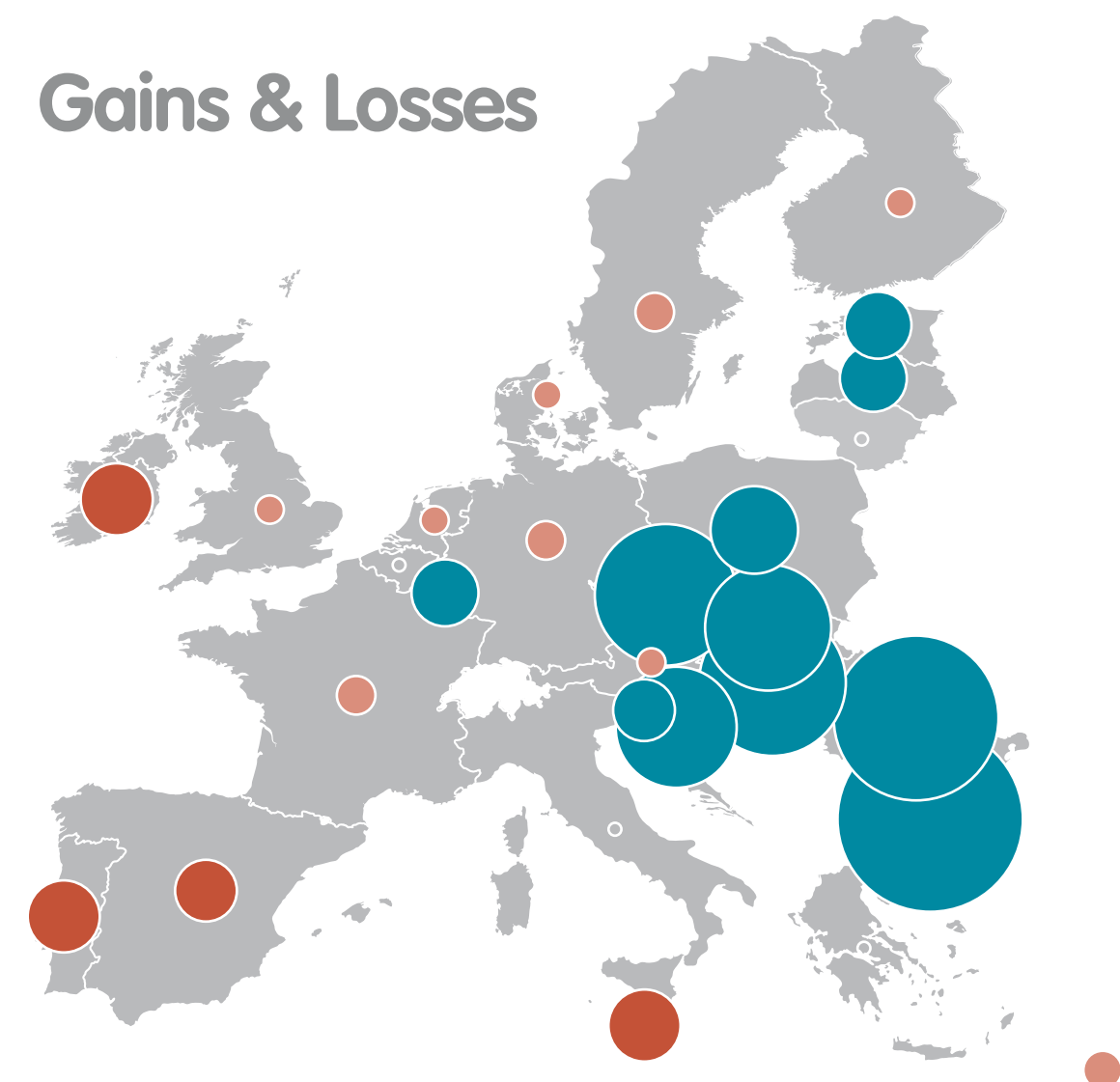
**2017**



**Quartiles 2017** ● Top/Bottom 5



**Gains & Losses**



**Gains** 11

Gain	Country	2007	2017
+4.5	Bulgaria	2.9	7.4
+3.6	Romania	2.2	5.8
+2.8	Hungary	3.7	6.5
+2.6	Czech Rep.	2.5	5.1
+2.1	Slovakia	3.2	5.3
+1.9	Croatia	1.2	3.1
+1.0	Poland	3.6	4.6
+0.6	Estonia	4.0	4.6
+0.5	Latvia	4.5	5.1
+0.5	Luxembourg	6.7	7.3
+0.5	Slovenia	2.6	3.1
0.0	Belgium	3.2	3.2
0.0	Greece	5.1	5.1
0.0	Italy	1.9	1.9
0.0	Lithuania	5.4	5.4

**Losses** 13

Loss	Country	2007	2017
-0.1	Austria	1.8	1.7
-0.1	Denmark	1.8	1.7
-0.1	Finland	2.0	1.9
-0.1	Netherlands	1.5	1.4
-0.1	UK	1.5	1.4
-0.2	France	1.9	1.7
-0.2	Cyprus	2.6	2.4
-0.2	Germany	1.6	1.4
-0.2	Sweden	1.6	1.4
-0.5	Spain	2.8	2.3
-0.7	Ireland	2.9	2.2
-0.7	Malta	4.1	3.4
-0.7	Portugal	4.0	3.3

# Funding | Contribution to the EU budget 0.0

F1 EU spending in country

F2 Contribution to the EU budget

## Individual Cohesion

- Experience
- Engagement
- Attitudes
- Approval
- Expectations

## Structural Cohesion

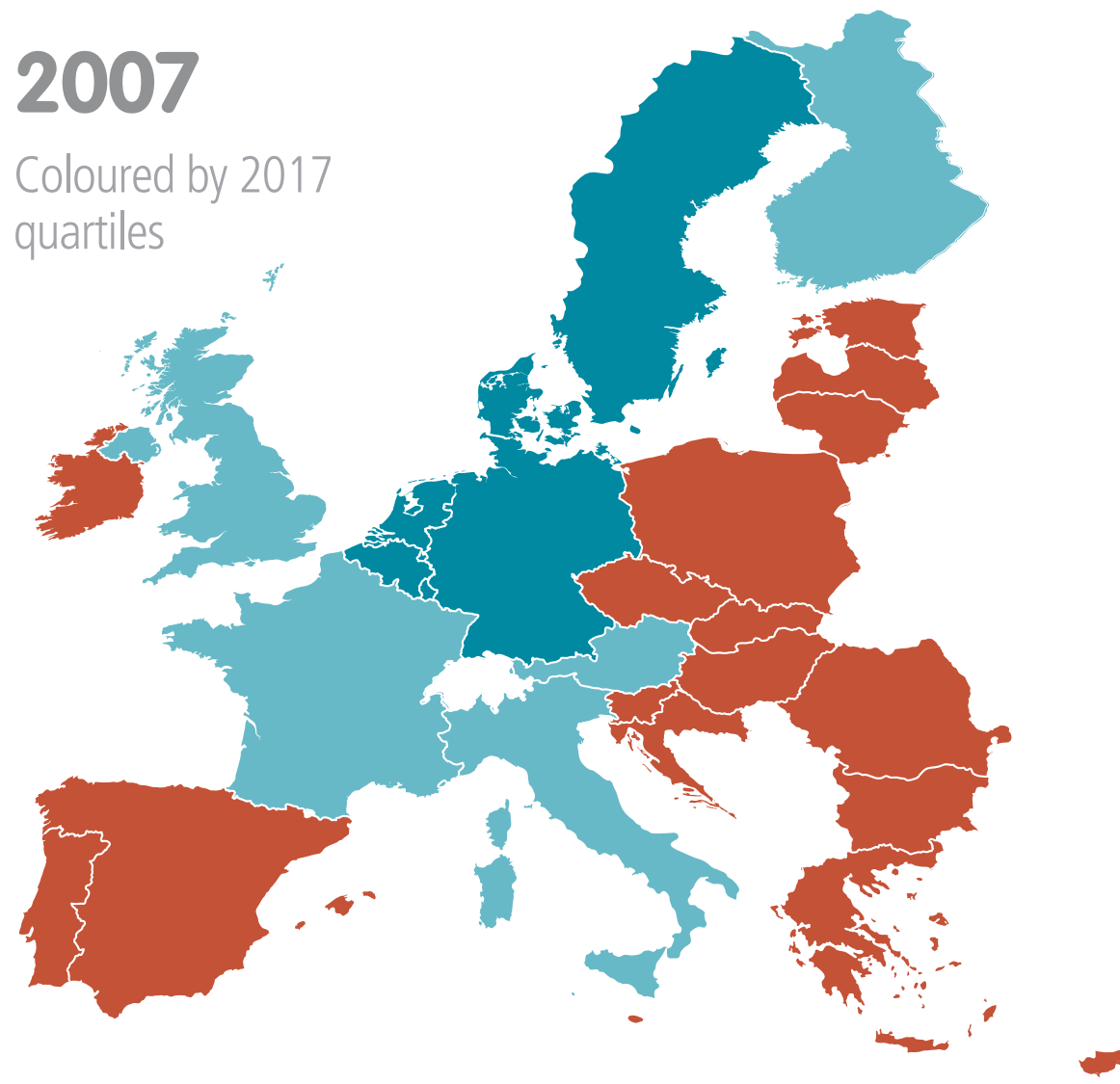
- Resilience
- Economic Ties

## Funding

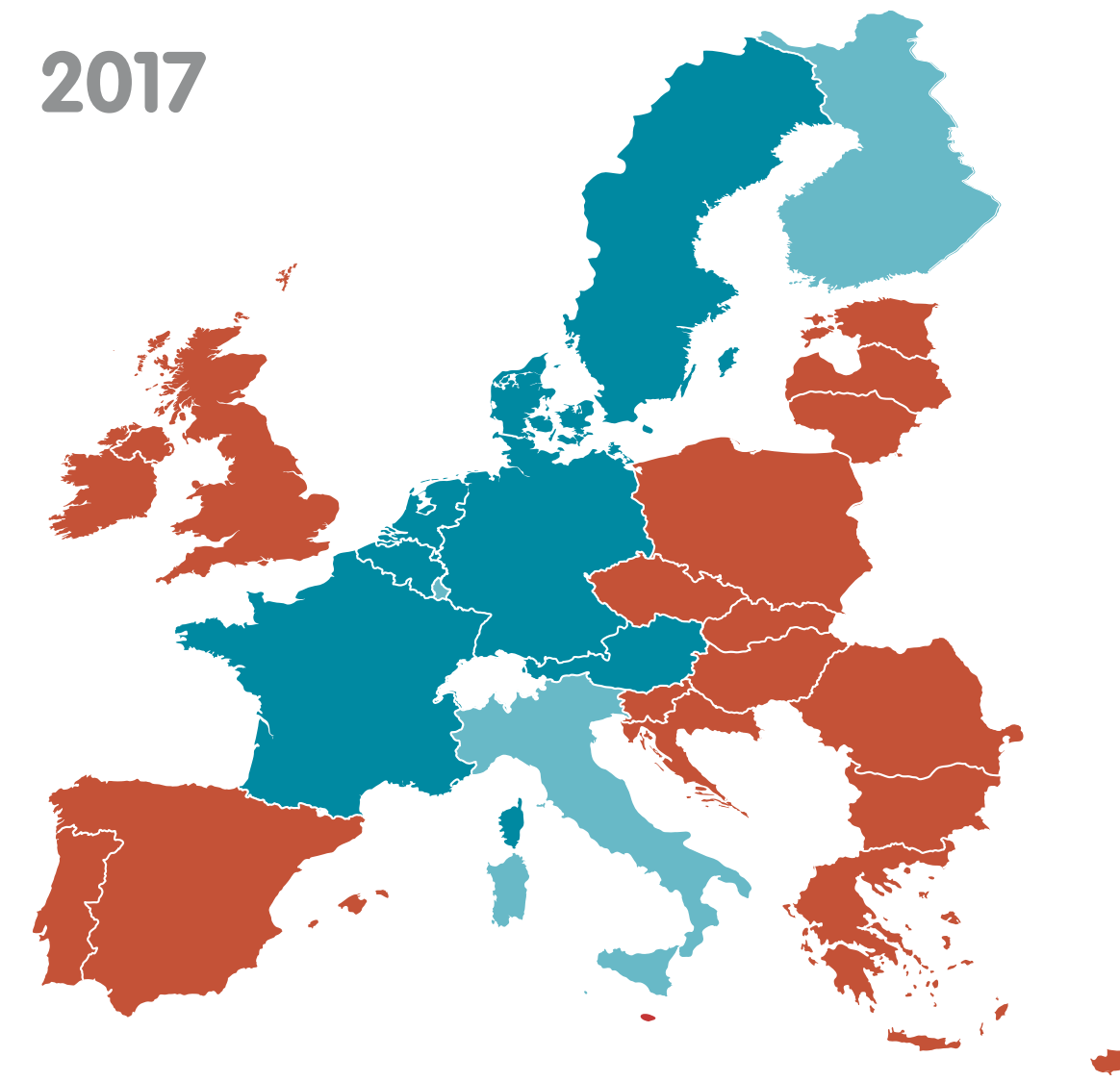
- Policy Integration
- Security

2007

Coloured by 2017 quartiles



2017



## Gains & Losses



Gains +0.1

5

	2007	2017
Germany	1.2	1.3
Sweden	1.2	1.3
Austria	1.1	1.2
France	1.1	1.2
UK	1.1	1.2
Belgium	1.2	1.2
Bulgaria	0.0	0.0
Croatia	0.0	0.0
Cyprus	0.0	0.0
Czech Rep.	0.0	0.0
Denmark	1.2	1.2
Estonia	0.0	0.0
Finland	1.1	1.1
Greece	0.0	0.0
Hungary	0.0	0.0
Ireland	0.0	0.0
Italy	1.1	1.1
Latvia	0.0	0.0
Lithuania	0.0	0.0
Malta	0.0	0.0
Poland	0.0	0.0
Portugal	0.0	0.0
Romania	0.0	0.0
Slovakia	0.0	0.0
Slovenia	0.0	0.0
Spain	0.0	0.0

Losses -0.2

2

Luxembourg	1.3	1.1
Netherlands	1.4	1.2

# Policy Integration | 11-year trend ■ +0.4

Premise: Participation in EU policies, including the transposition of EU law, strengthens EU cohesion. On the contrary, opt-outs from core areas of cooperation weaken cohesion.

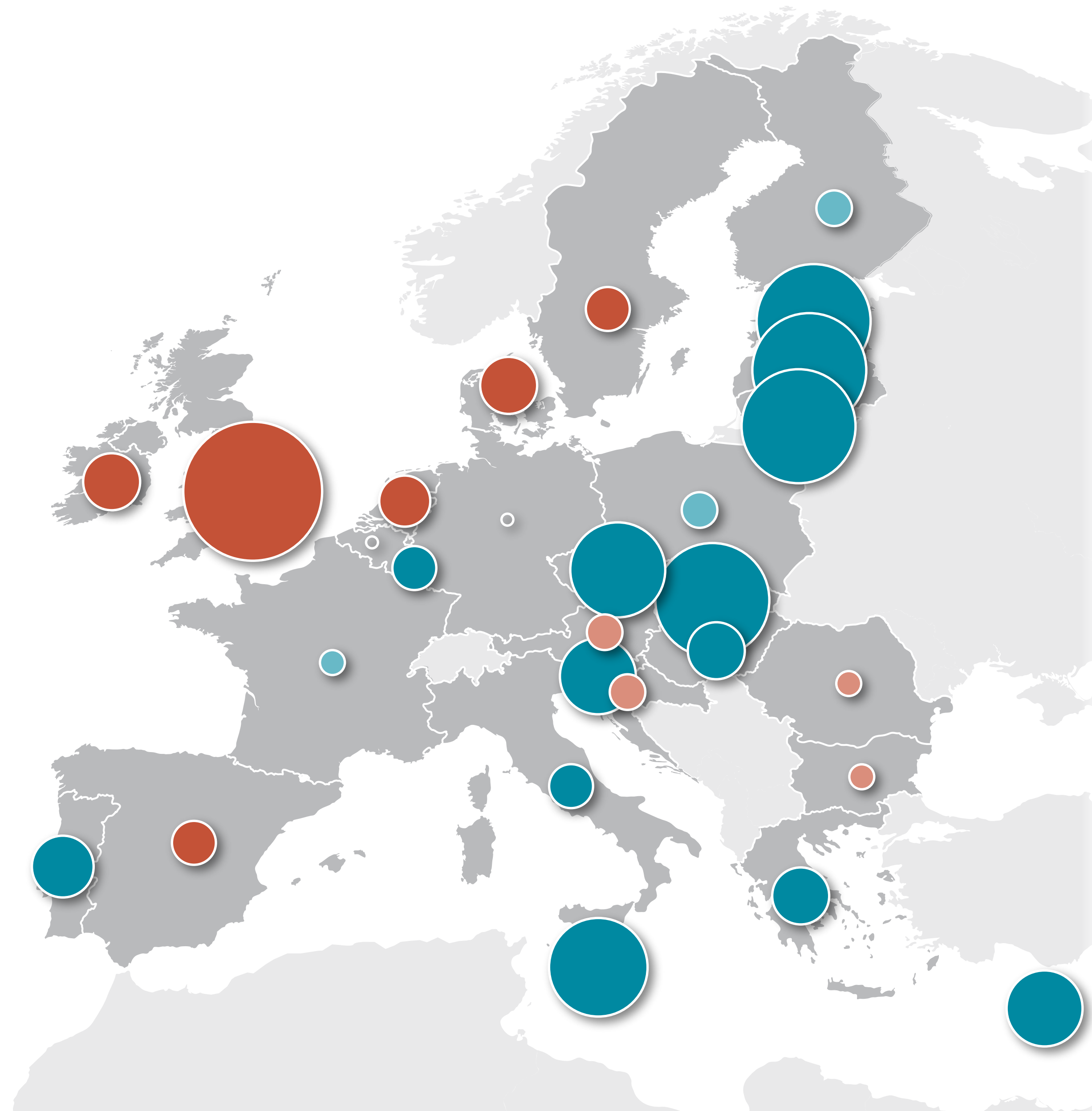
- F1** Number of opt-outs ■ +0.3
- F2** Single market transposition deficit ■ +0.2
- F3** Single market infringements ■ +0.3

## Individual Cohesion

- Experience
- Engagement
- Attitudes
- Approval
- Expectations

## Structural Cohesion

- Resilience
- Economic Ties
- Funding
- Policy Integration**
- Security



	2007	2017
<b>Gains</b> <b>16</b>	+2.0	Estonia 5.0 7.0
		Latvia 5.0 7.0
		Lithuania 5.0 7.0
		Slovakia 5.0 7.0
	+1.5	Malta 5.0 6.5
	+1.4	Czech Rep. 4.6 6.0
	+0.9	Cyprus 5.0 5.9
		Slovenia 5.9 6.8
	+0.6	Portugal 6.4 7.0
	+0.5	Greece 6.5 7.0
		Hungary 5.0 5.5
	+0.3	Italy 6.7 7.0
		Luxembourg 6.7 7.0
	+0.2	Finland 6.8 7.0
		Poland 4.7 4.9
	+0.1	France 6.9 7.0
<b>Losses</b> <b>10</b>	0.0	Belgium 6.8 6.8
		Germany 6.9 6.9
	-0.1	Bulgaria 5.0 4.9
		Romania 5.0 4.9
	-0.2	Austria 7.0 6.8
		Croatia 5.0 4.8
	-0.3	Sweden 5.8 5.5
		Spain 6.9 6.6
	-0.4	Netherlands 6.9 6.5
	-0.5	Denmark 5.0 4.5
	Ireland 5.4 4.9	
-3.0	UK 4.5 1.5	

# Policy Integration | Number of opt-outs ■ +0.3

## F1 Number of opt-outs

F2 Single market transposition deficit

F3 Single market infringements

## Individual Cohesion

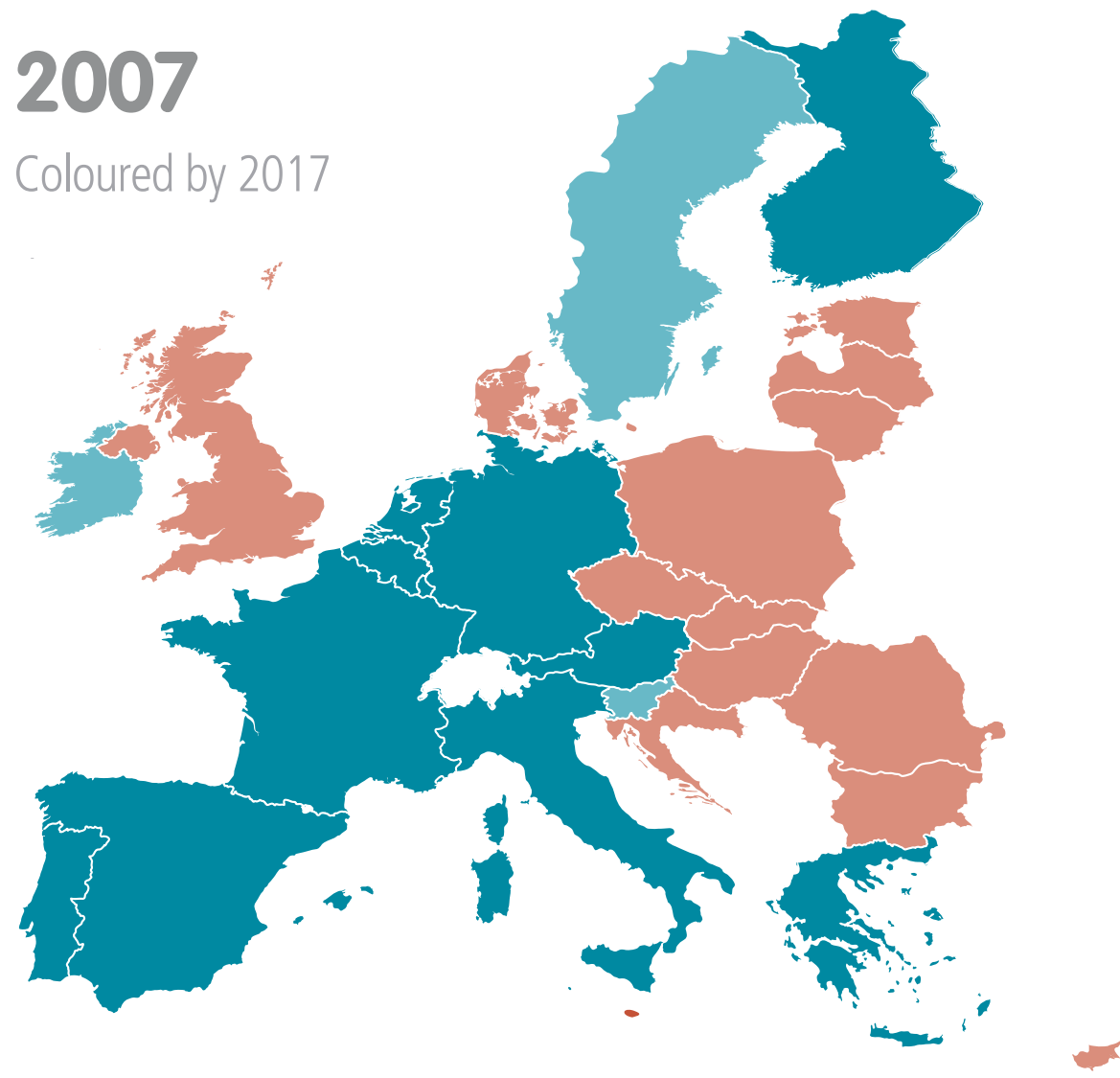
- Experience
- Engagement
- Attitudes
- Approval
- Expectations

## Structural Cohesion

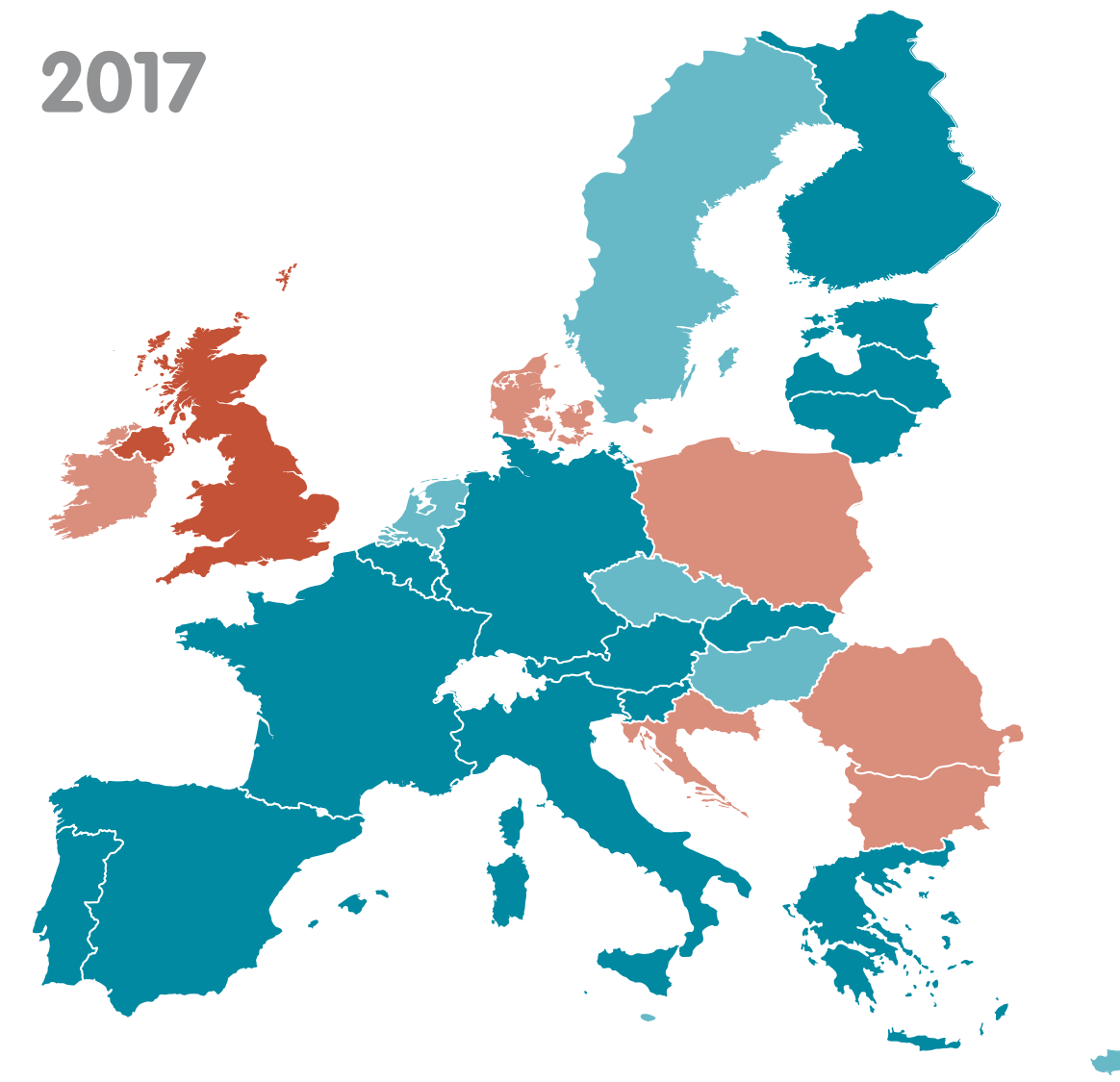
- Resilience
- Economic Ties
- Funding
- Policy Integration**
- Security

2007

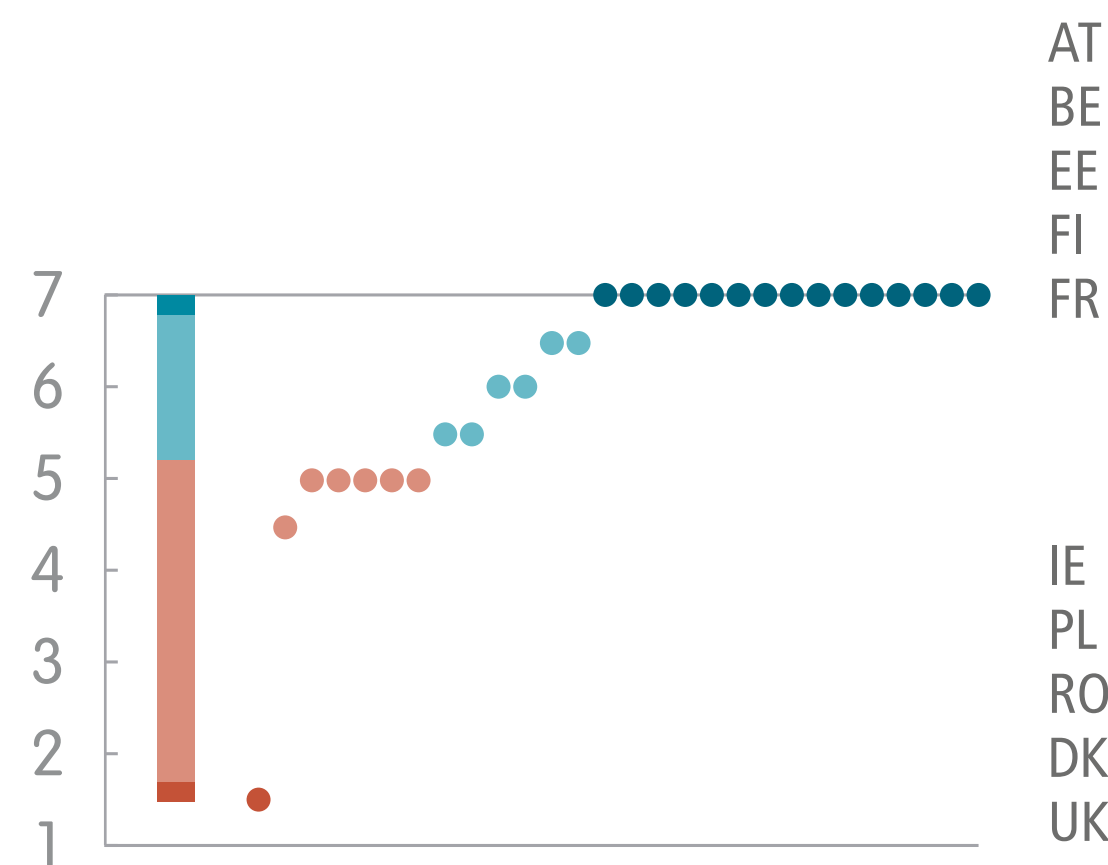
Coloured by 2017



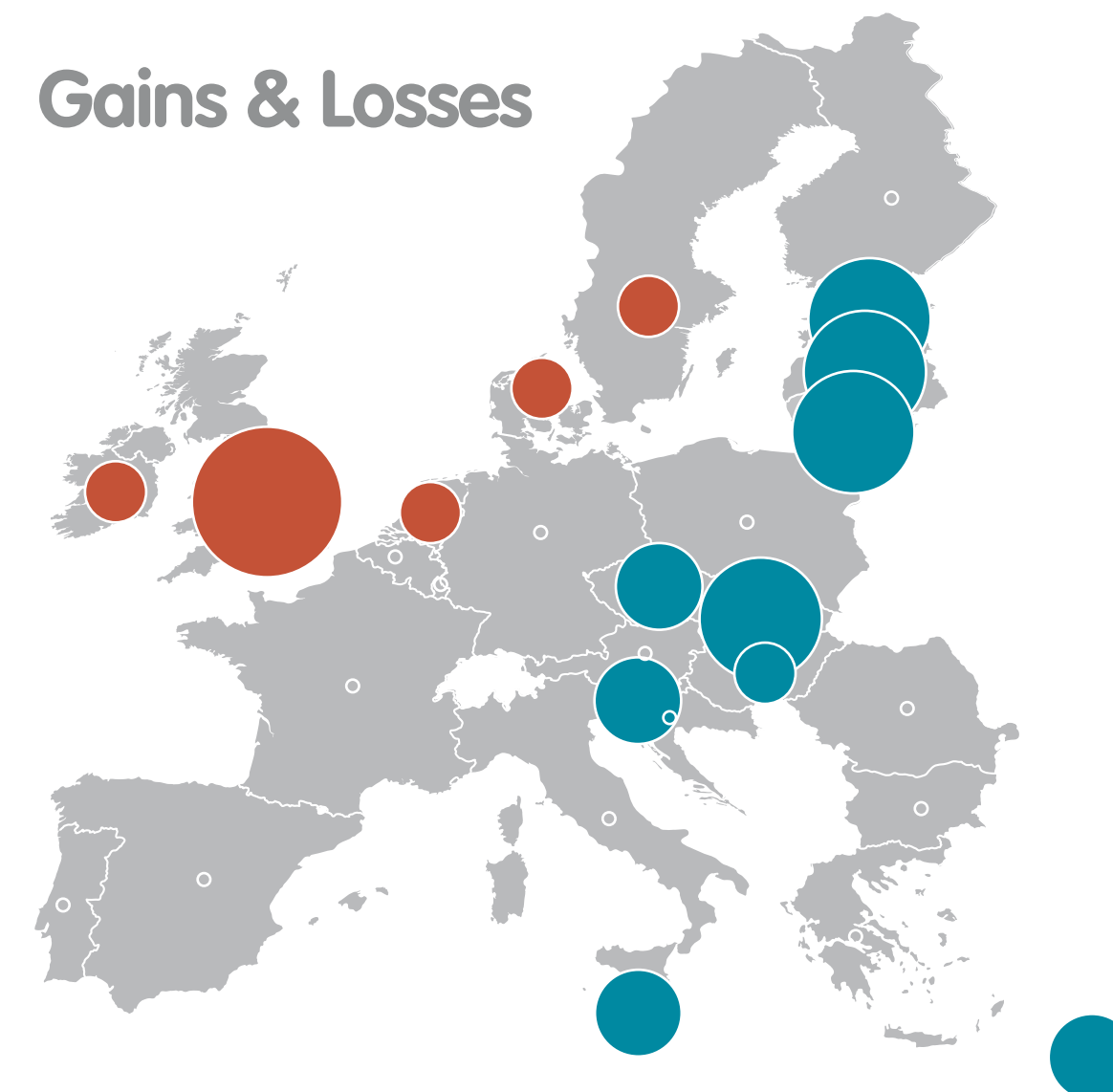
2017



Groups 2017 ● Top/Bottom 5



Gains & Losses



		2007	2017	
<b>Gains</b>	+2.0	Estonia	5.0	7.0
		Latvia	5.0	7.0
		Lithuania	5.0	7.0
		Slovakia	5.0	7.0
	+1.5	Malta	5.0	6.5
	+1.0	Cyprus	5.0	6.0
		Czech Rep.	5.0	6.0
		Slovenia	6.0	7.0
	+0.5	Hungary	5.0	5.5
0.0		Austria	7.0	7.0
		Belgium	7.0	7.0
		Bulgaria	5.0	5.0
		Croatia	5.0	5.0
		Finland	7.0	7.0
		France	7.0	7.0
		Germany	7.0	7.0
		Greece	7.0	7.0
		Italy	7.0	7.0
		Luxembourg	7.0	7.0
		Poland	5.0	5.0
		Portugal	7.0	7.0
		Romania	5.0	5.0
		Spain	7.0	7.0

		2007	2017	
<b>Losses</b>	-0.5	Denmark	5.0	4.5
		Ireland	5.5	5.0
		Netherlands	7.0	6.5
		Sweden	6.0	5.5
	-3.0	UK	4.5	1.5



# Policy Integration | Single Market Transposition Deficit +0.2

F1 Number of opt-outs

**F2 Single market transposition deficit**

F3 Single market infringements

## Individual Cohesion

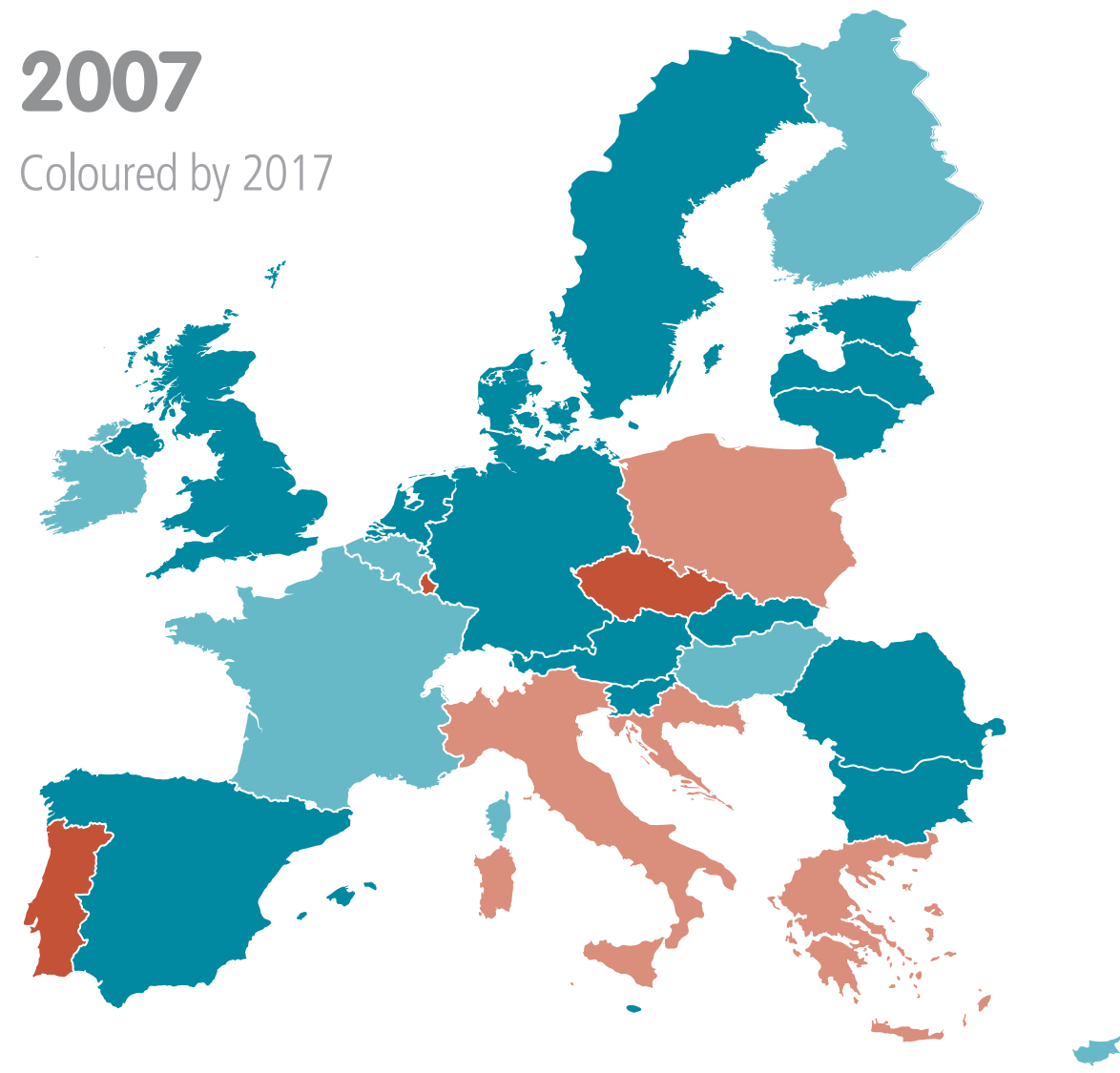
- Experience
- Engagement
- Attitudes
- Approval
- Expectations

## Structural Cohesion

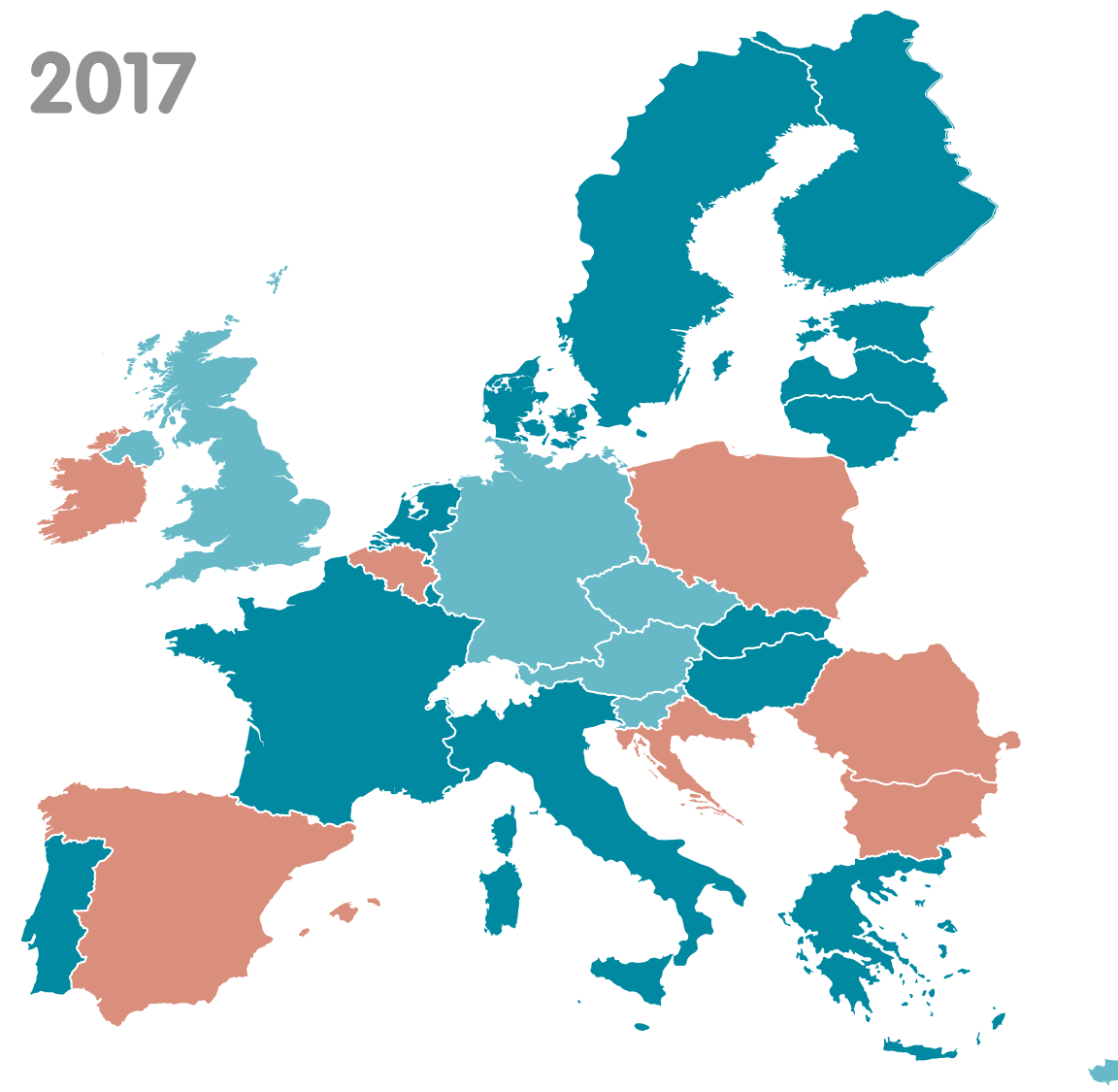
- Resilience
- Economic Ties
- Funding
- Policy Integration**
- Security

2007

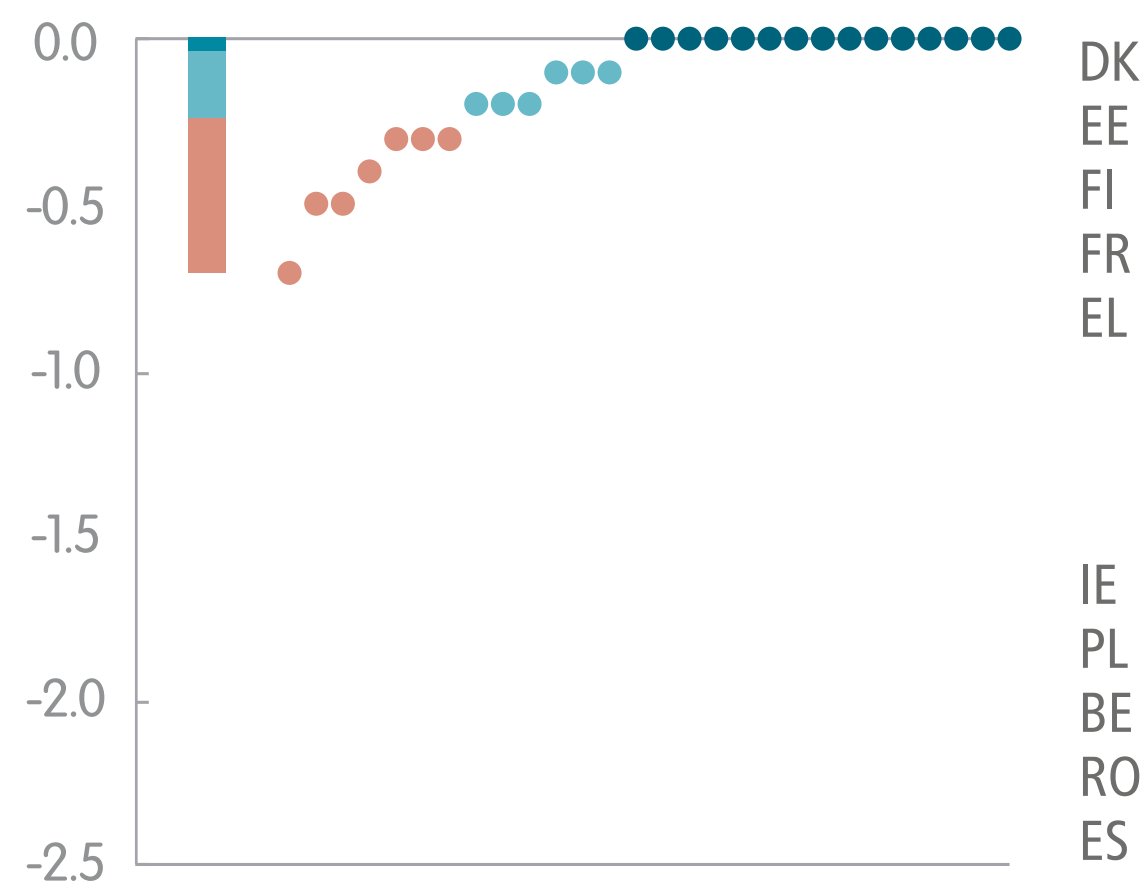
Coloured by 2017



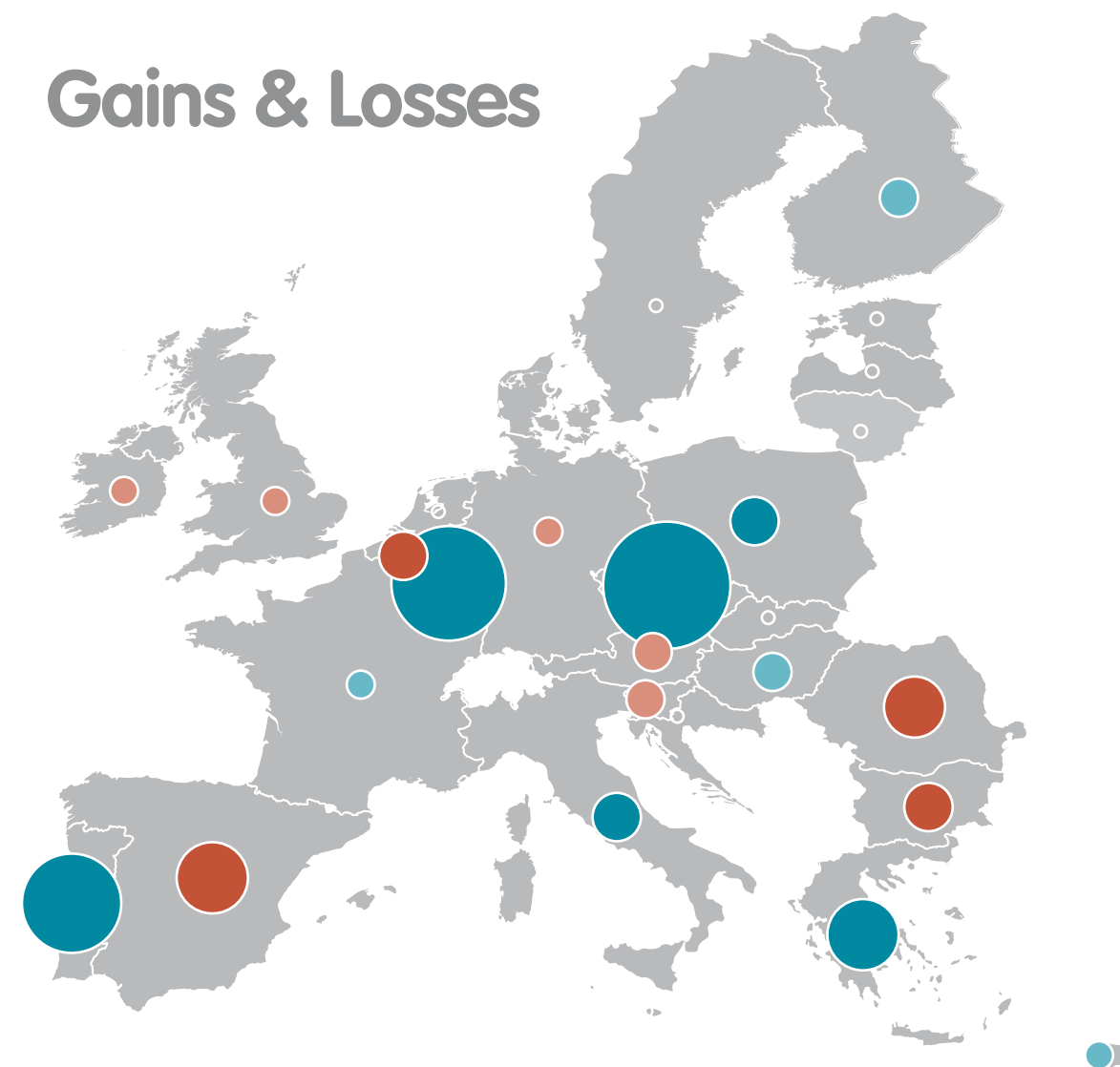
2017



Groups 2017 ● Top/Bottom 5



Gains & Losses



Gains

10

	2007	2017	
+2.2	Czech Rep.	-2.4	-0.2
+1.8	Luxembourg	-1.8	0.0
+1.3	Portugal	-1.3	0.0
+0.7	Greece	-0.7	0.0
+0.3	Italy	-0.3	0.0
	Poland	-0.7	-0.4
+0.2	Finland	-0.2	0.0
	Hungary	-0.2	0.0
+0.1	Cyprus	-0.2	-0.1
	France	-0.1	0.0
0.0	Croatia	-0.3	-0.3
	Denmark	0.0	0.0
	Estonia	0.0	0.0
	Latvia	0.0	0.0
	Lithuania	0.0	0.0
	Malta	0.0	0.0
	Netherlands	0.0	0.0
	Slovakia	0.0	0.0
	Sweden	0.0	0.0

Losses

9

-0.1	Ireland	-0.2	-0.3
-0.1	Germany	0.0	-0.1
-0.1	UK	0.0	-0.1
-0.2	Austria	0.0	-0.2
-0.2	Slovenia	0.0	-0.2
-0.3	Belgium	-0.2	-0.5
-0.3	Bulgaria	0.0	-0.3
-0.5	Romania	0.0	-0.5
-0.7	Spain	0.0	-0.7

# Policy Integration | Single Market Infringements ■ +0.3

- F1 Number of opt-outs
- F2 Single market transposition deficit
- F3 Single market infringements**

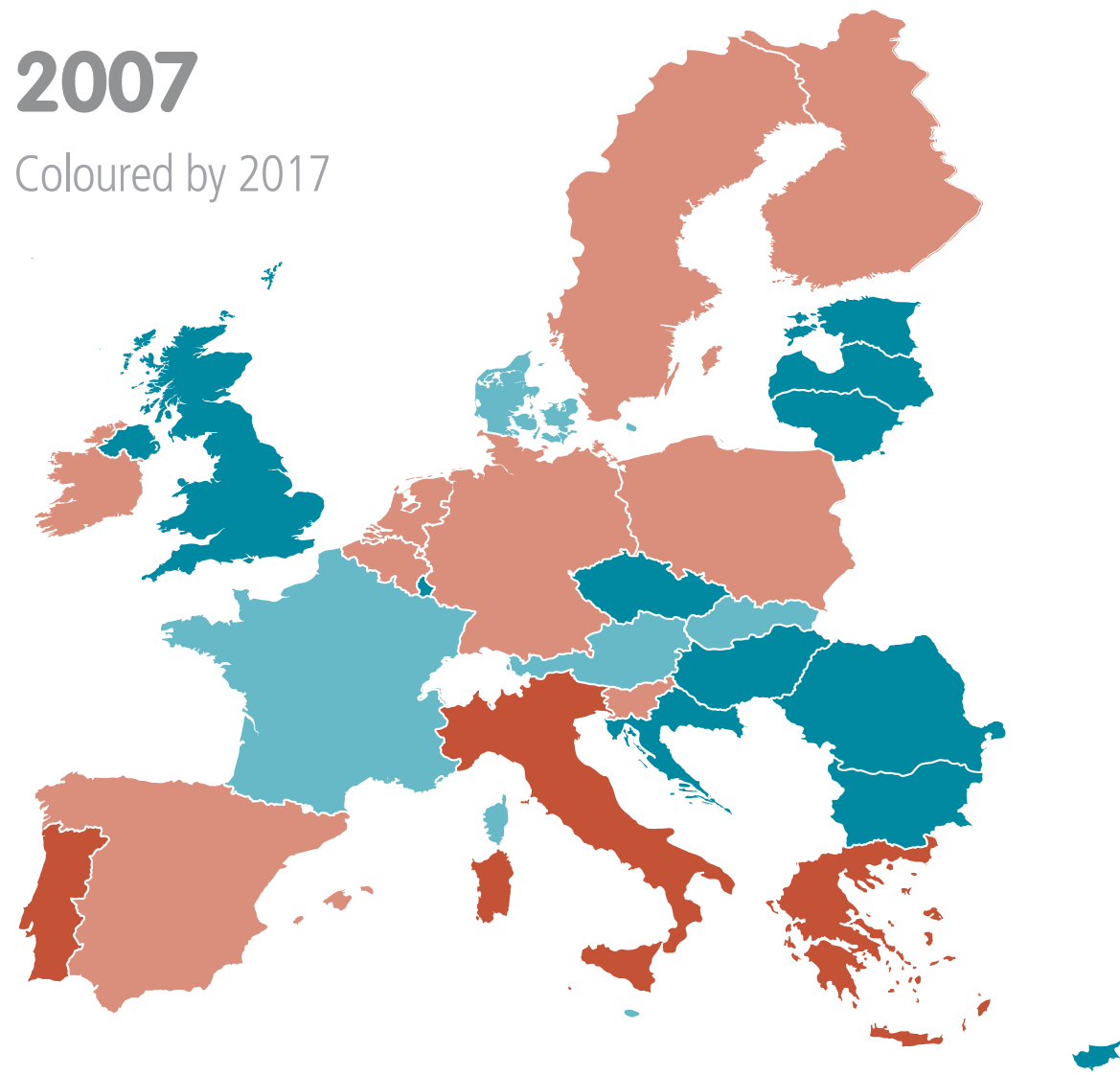
## Individual Cohesion

- Experience
- Engagement
- Attitudes
- Approval
- Expectations

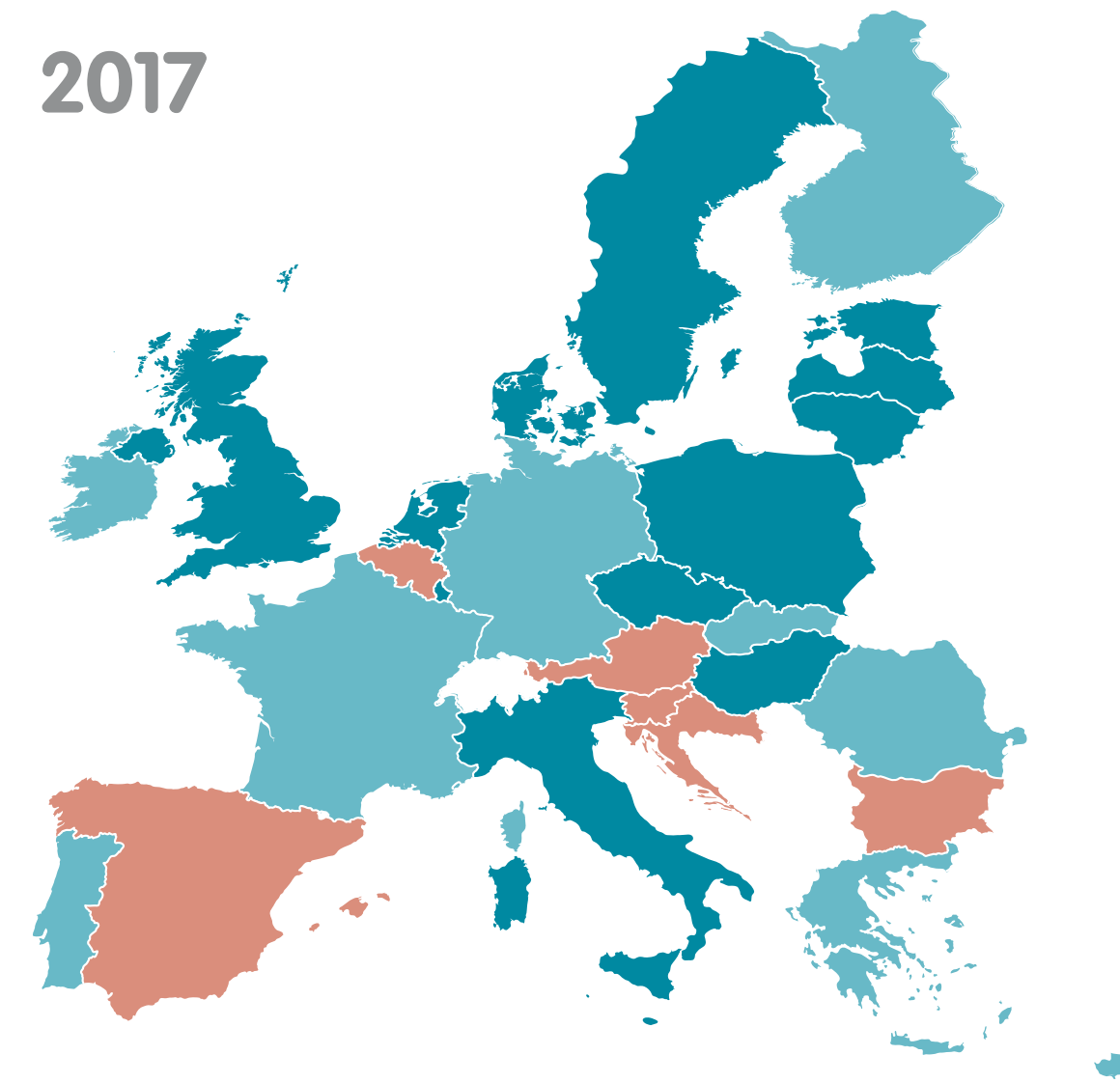
## Structural Cohesion

- Resilience
- Economic Ties
- Funding
- Policy Integration**
- Security

**2007**  
Coloured by 2017

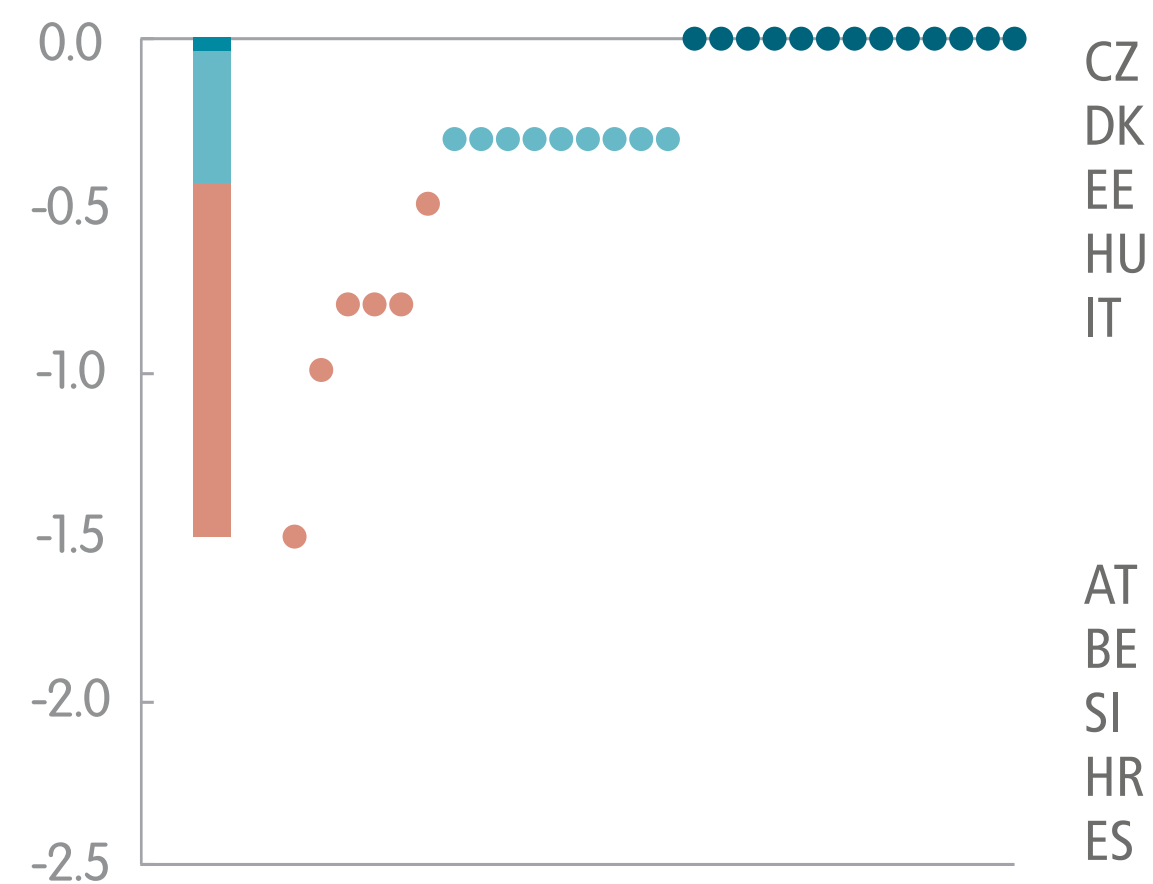


**2017**

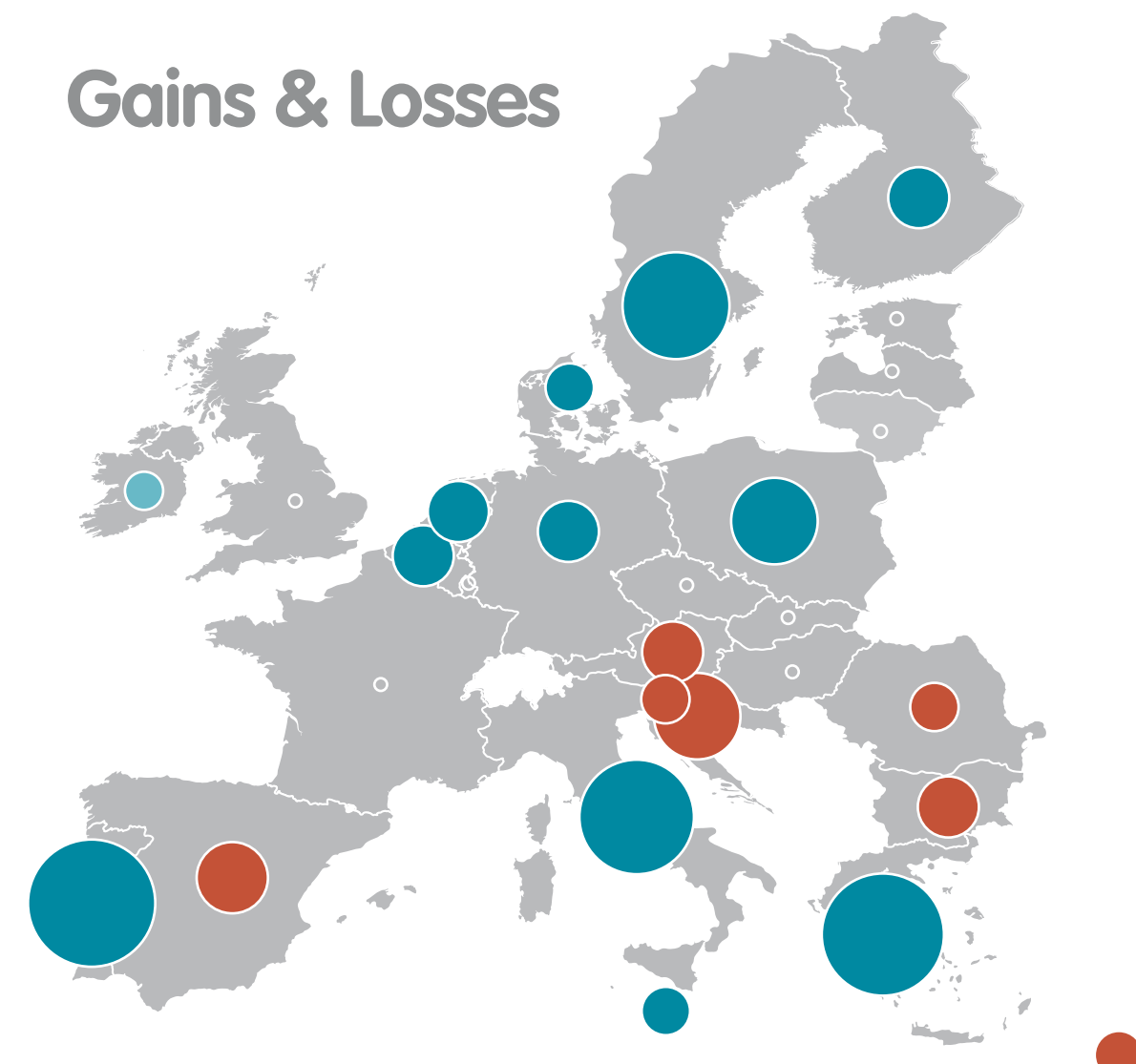


		2007	2017
<b>Gains</b>	<b>12</b>	+2.2	Portugal -2.5 -0.3
		+2.0	Greece -2.3 -0.3
		+1.8	Italy -1.8 0.0
		+1.5	Sweden -1.5 0.0
		+1.0	Poland -1.0 0.0
		+0.5	Belgium -1.3 -0.8
			Finland -0.8 -0.3
			Germany -0.8 -0.3
			Netherlands -0.5 0.0
		+0.3	Denmark -0.3 0.0
			Malta -0.3 0.0
		+0.2	Ireland -0.5 -0.3
	0.0	Czech Rep. 0.0 0.0	
		Estonia 0.0 0.0	
		France -0.3 -0.3	
		Hungary 0.0 0.0	
		Latvia 0.0 0.0	
		Lithuania 0.0 0.0	
		Luxembourg 0.0 0.0	
		Slovakia -0.3 -0.3	
		UK 0.0 0.0	

**Groups 2017** ● Top/Bottom 5



**Gains & Losses**



		2007	2017
<b>Losses</b>	<b>7</b>	-0.3	Cyprus 0.0 -0.3
		-0.3	Romania 0.0 -0.3
		-0.5	Slovenia -0.5 -0.8
		-0.3	Austria -0.3 -0.8
		-0.5	Bulgaria 0.0 -0.5
		-0.7	Spain -0.8 -1.5
		-1.0	Croatia 0.0 -1.0

# Security | 11-year trend ■ +1.2

Premise: Cooperation on multinational defense creates shared responsibility for group security and strenghtens cohesion.

- F1** Participation in multinational deployments ■ +1.3
- F2** Multinational commands and forces ■ +2.0
- F3** Multinational development and procurement ■ +0.3

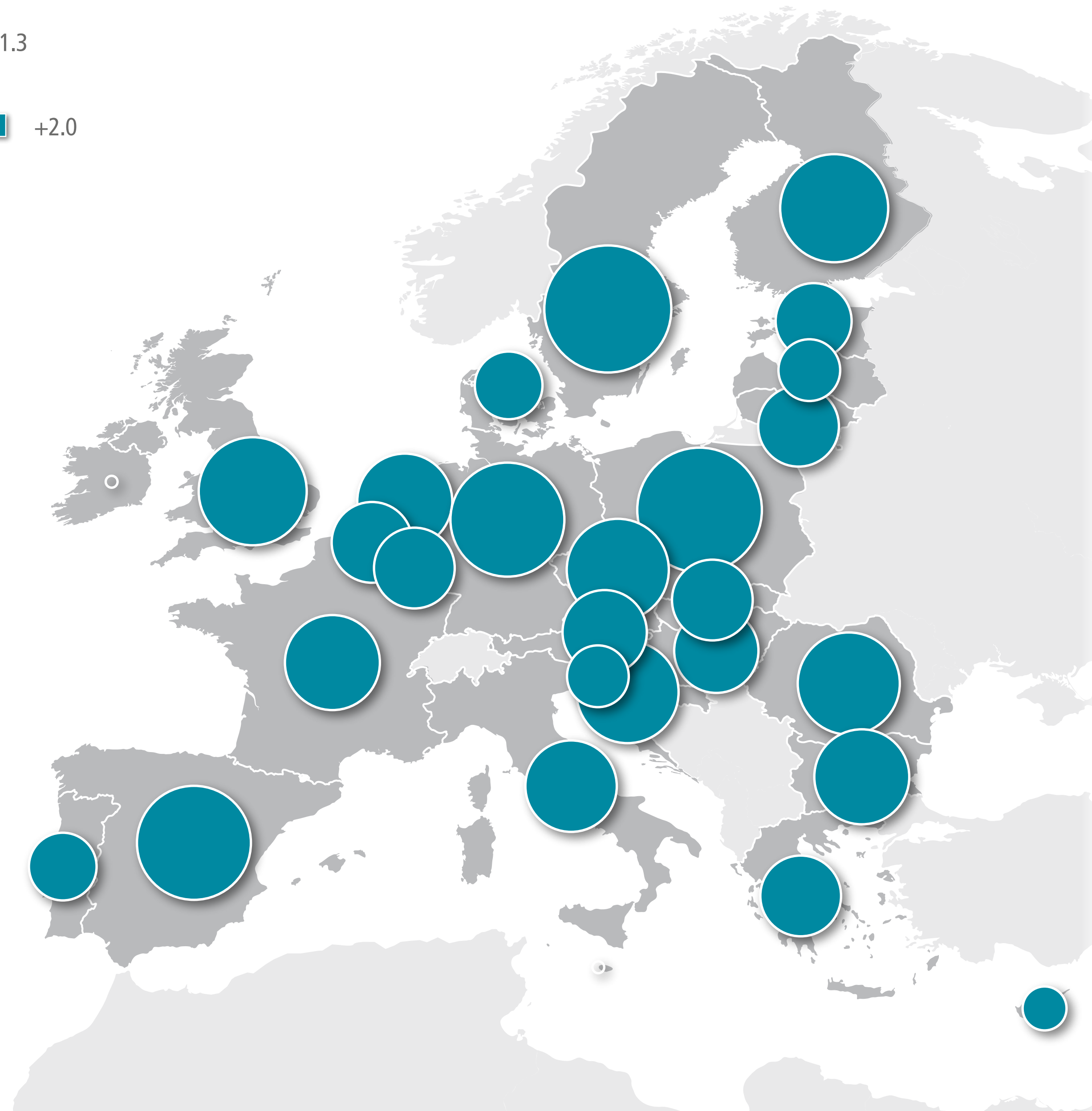
## Individual Cohesion

- Experience
- Engagement
- Attitudes
- Approval
- Expectations

## Structural Cohesion

- Resilience
- Economic Ties
- Funding
- Policy Integration

## Security



		2007	2017
Gains	26	+2.5	Sweden 1.6 4.1
	+2.4	Poland 2.1 4.5	
	+2.0	Germany 5.0 7.0	
	+1.9	Spain 4.7 6.6	
	+1.8	UK 4.1 5.9	
	+1.6	Finland 2.1 3.9	
	+1.6	Croatia 1.1 2.7	
	+1.6	Romania 2.0 3.6	
	+1.4	Czech Rep. 1.7 3.3	
	+1.4	France 4.6 6.0	
	+1.4	Netherlands 3.8 5.2	
	+1.3	Bulgaria 1.7 3.1	
	+1.3	Italy 5.4 6.7	
	+1.1	Austria 1.9 3.0	
	+1.1	Hungary 2.0 3.1	
	+1.0	Luxembourg 3.4 4.4	
	+1.0	Greece 1.7 2.7	
	+1.0	Belgium 3.8 4.8	
	+1.0	Lithuania 2.1 3.1	
	+1.0	Slovakia 2.0 3.0	
	+0.9	Estonia 2.4 3.3	
	+0.7	Denmark 2.4 3.1	
	+0.7	Portugal 2.4 3.1	
	+0.6	Latvia 2.4 3.0	
	+0.6	Slovenia 2.1 2.7	
	+0.3	Cyprus 1.0 1.3	
0.0	Ireland 2.3 2.3		
0.0	Malta 1.0 1.0		

# Security | Participation in multinational deployments ■ +1.3

**F1** Participation in multinational deployments

**F2** Multinational commands and forces

**F3** Multinational development and procurement

## Individual Cohesion

- Experience
- Engagement
- Attitudes
- Approval
- Expectations

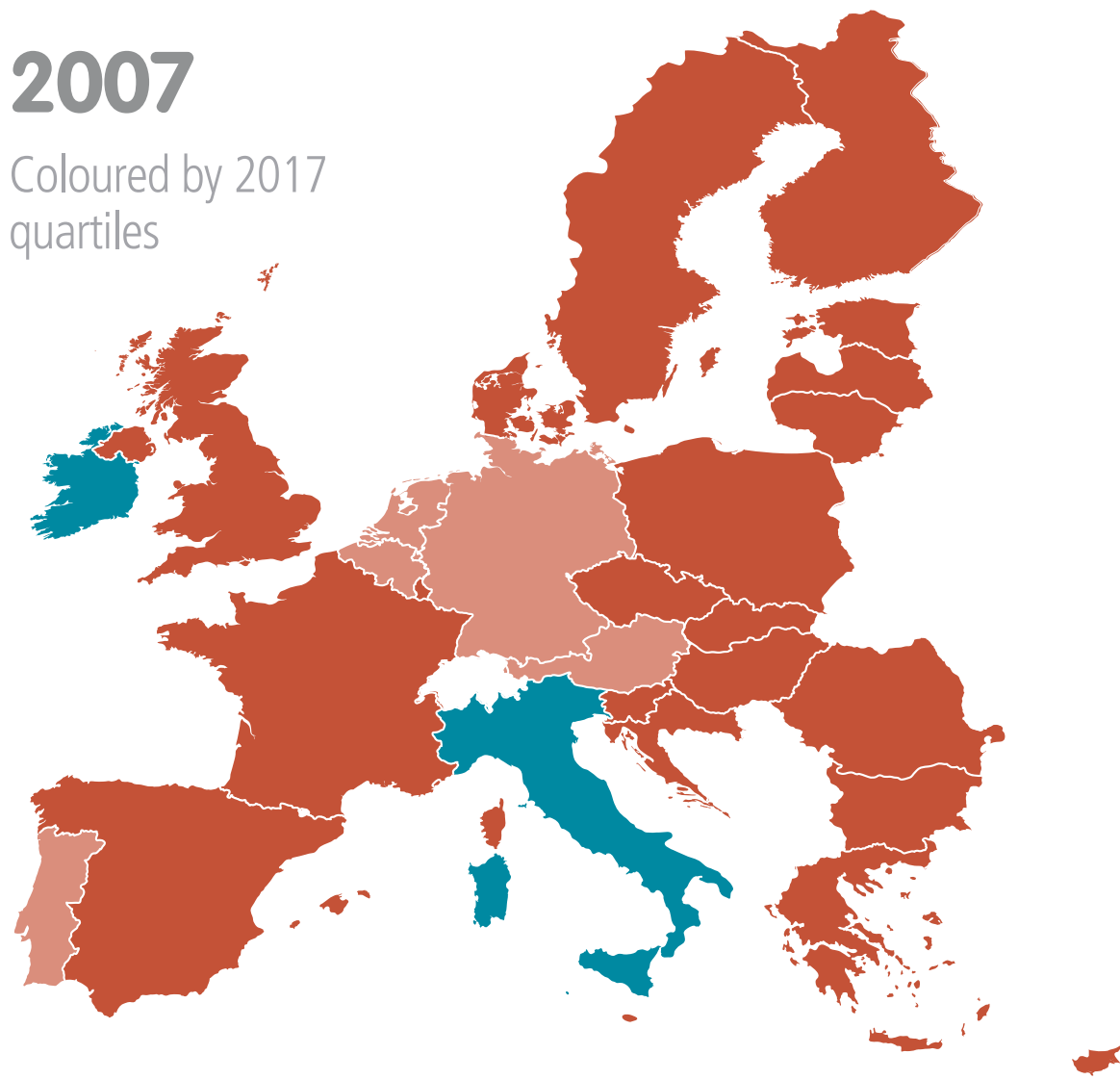
## Structural Cohesion

- Resilience
- Economic Ties
- Funding
- Policy Integration

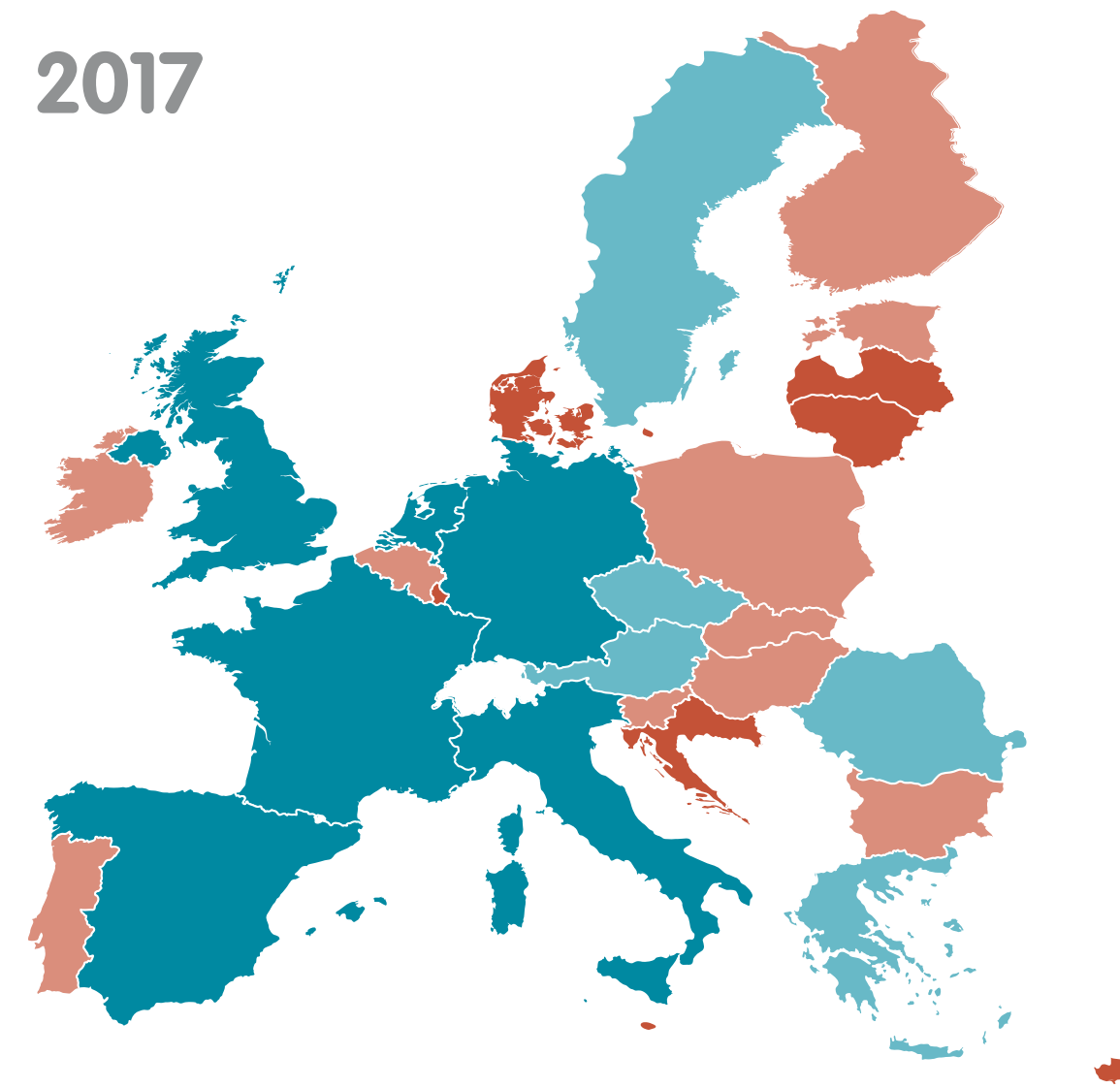
**Security**

**2007**

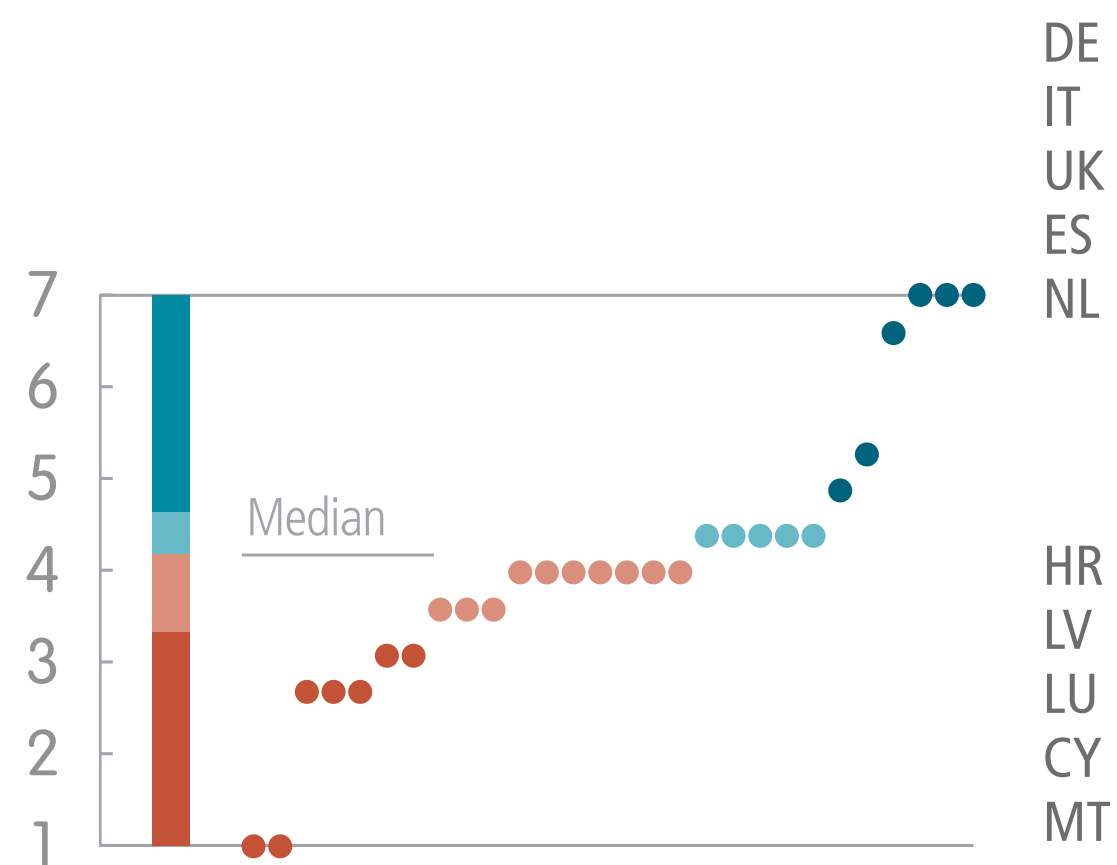
Coloured by 2017 quartiles



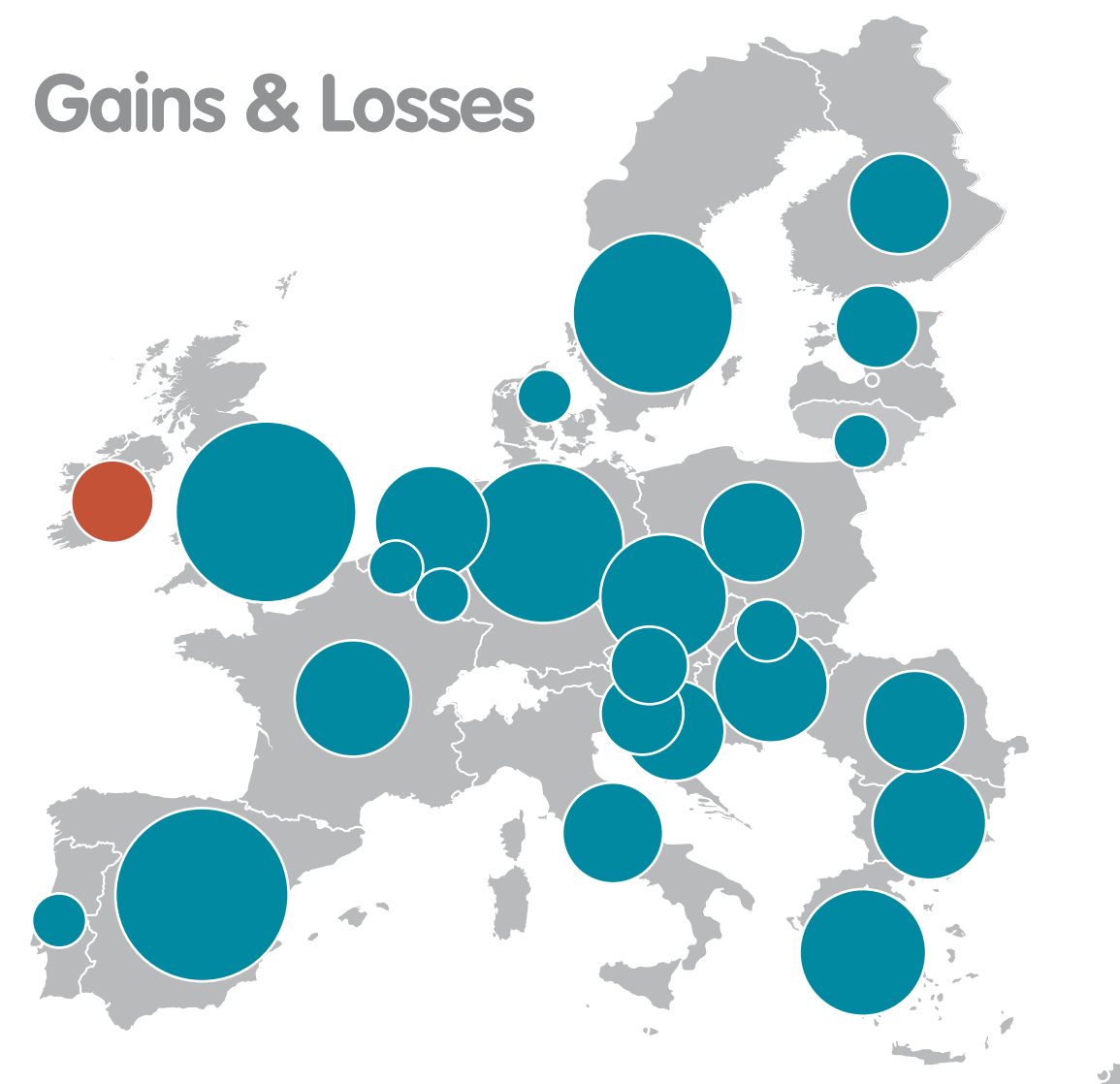
**2017**



**Quartiles 2017** ● Top/Bottom 5



**Gains & Losses**



	2007	2017
<b>Gains</b>		
+4.3	UK	2.7 7.0
+3.9	Spain	2.7 6.6
+3.4	Sweden	1.0 4.4
	Germany	3.6 7.0
+2.1	Czech Rep.	2.3 4.4
	Greece	2.3 4.4
+1.8	France	3.1 4.9
+1.7	Bulgaria	2.3 4.0
	Hungary	2.3 4.0
	Netherlands	3.6 5.3
+1.3	Croatia	1.4 2.7
	Romania	3.1 4.4
	Finland	2.7 4.0
	Italy	5.7 7.0
	Poland	2.7 4.0
+0.9	Estonia	2.7 3.6
	Slovenia	2.7 3.6
+0.8	Austria	3.6 4.4
+0.5	Slovakia	3.1 3.6
+0.4	Luxembourg	2.3 2.7
	Belgium	3.6 4.0
	Denmark	2.7 3.1
	Lithuania	2.7 3.1
	Portugal	3.6 4.0
0.0	Cyprus	1.0 1.0
0.0	Latvia	2.7 2.7
0.0	Malta	1.0 1.0
<b>Losses</b>		
-0.9	Ireland	4.9 4.0

**1**

# Security | Multinational commands and forces +2.0

- F1 Participation in multinational deployments
- F2 Multinational commands and forces**
- F3 Multinational development and procurement

## Individual Cohesion

- Experience
- Engagement
- Attitudes
- Approval
- Expectations

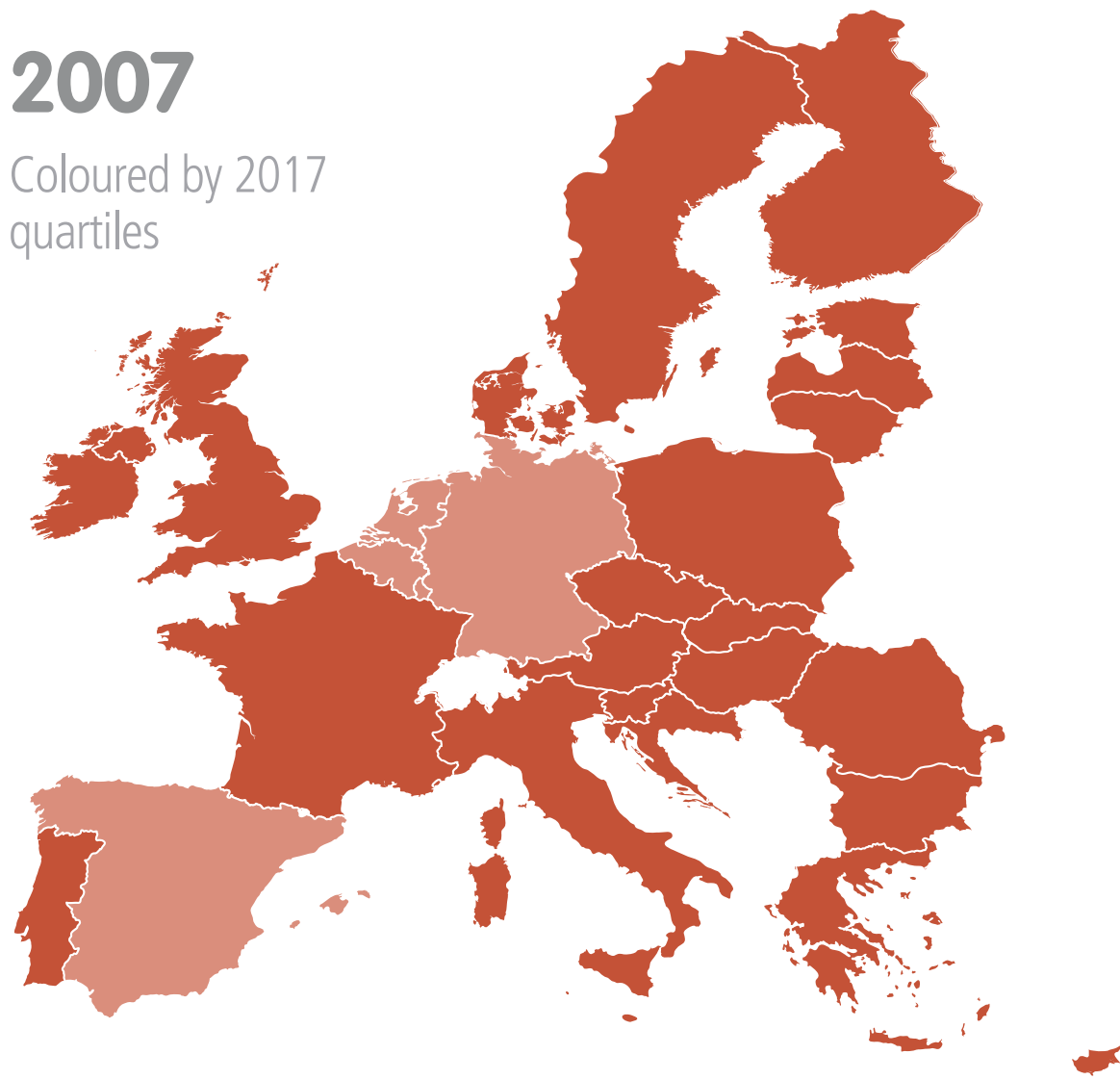
## Structural Cohesion

- Resilience
- Economic Ties
- Funding
- Policy Integration

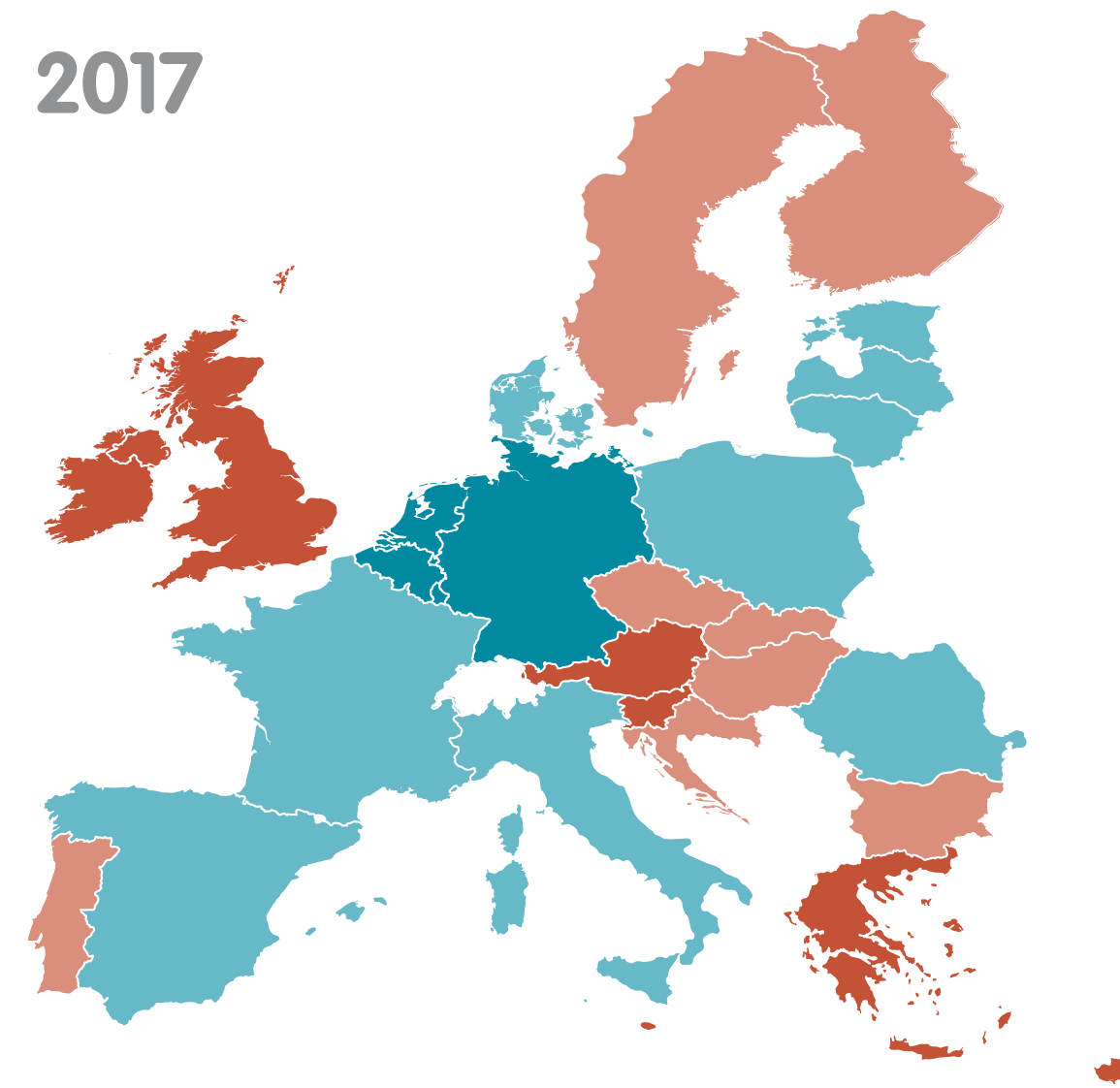
## Security

2007

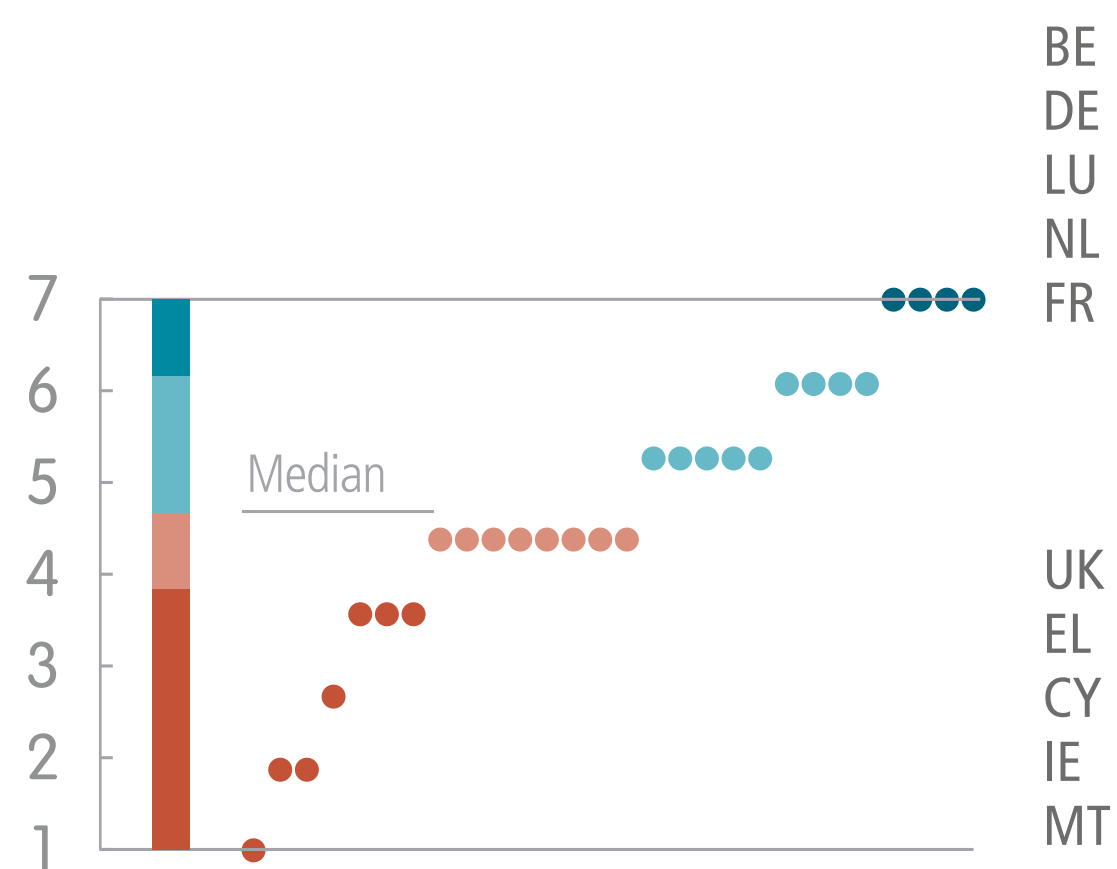
Coloured by 2017 quartiles



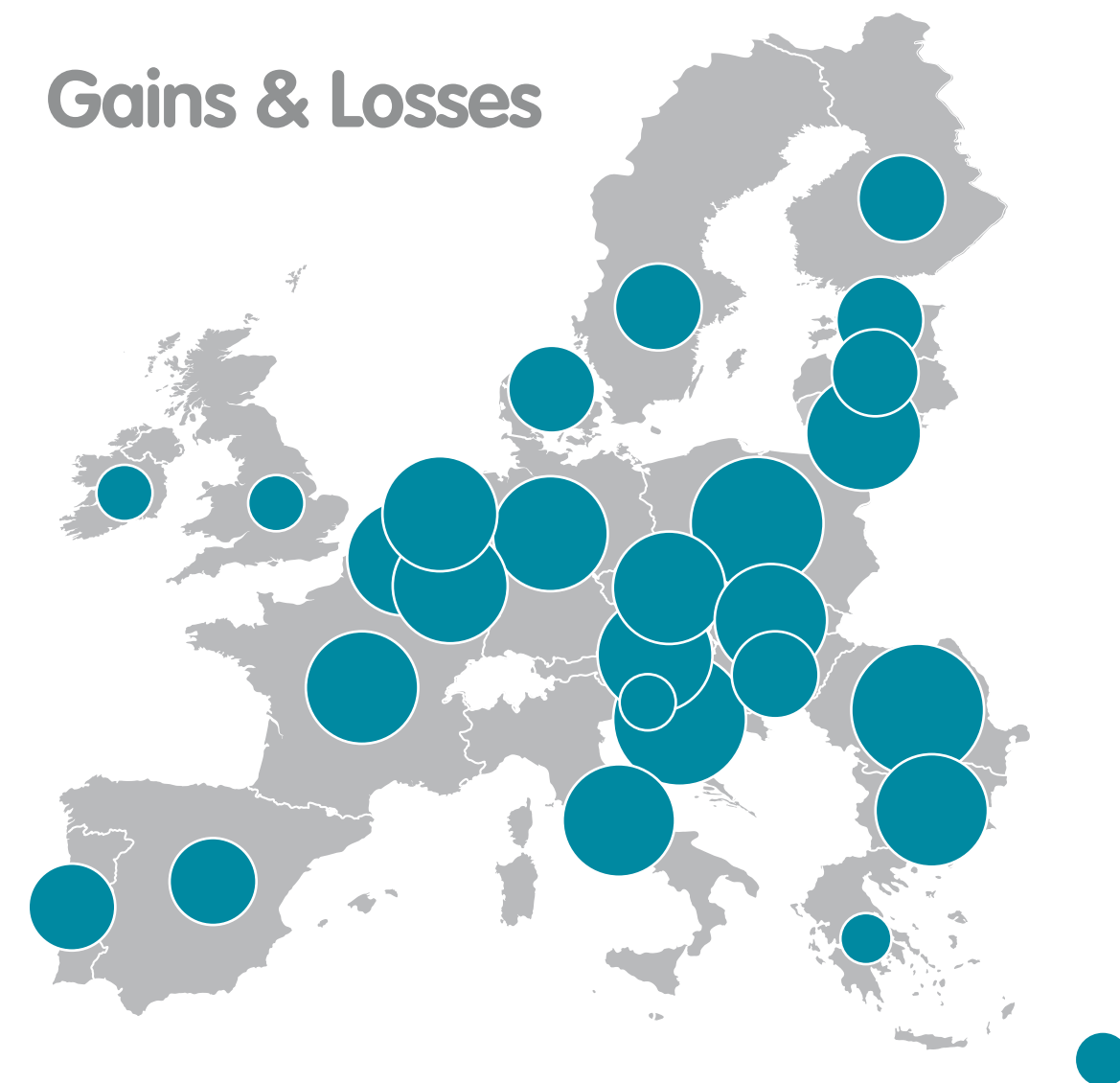
2017



Quartiles 2017 : Top/Bottom 5



Gains & Losses



Gains  
**27**

	2007	2017
Croatia	1.0	4.4
Romania	1.9	5.3
Poland	2.7	6.1
Austria	1.0	3.6
Belgium	4.4	7.0
Germany	4.4	7.0
Lithuania	2.7	5.3
Luxembourg	4.4	7.0
Netherlands	4.4	7.0
Bulgaria	1.9	4.4
Czech Rep.	1.9	4.4
Slovakia	1.9	4.4
France	3.6	6.1
Italy	3.6	6.1
Finland	2.7	4.4
Hungary	2.7	4.4
Portugal	2.7	4.4
Sweden	2.7	4.4
Denmark	3.6	5.3
Estonia	3.6	5.3
Latvia	3.6	5.3
Spain	4.4	6.1
Cyprus	1.0	1.9
Ireland	1.0	1.9
Slovenia	2.7	3.6
UK	2.7	3.6
Greece	1.9	2.7
Malta	1.0	1.0

# Security | Multinational development and procurement +0.3

- F1 Participation in multinational deployments
- F2 Multinational commands and forces
- F3 Multinational development and procurement**

## Individual Cohesion

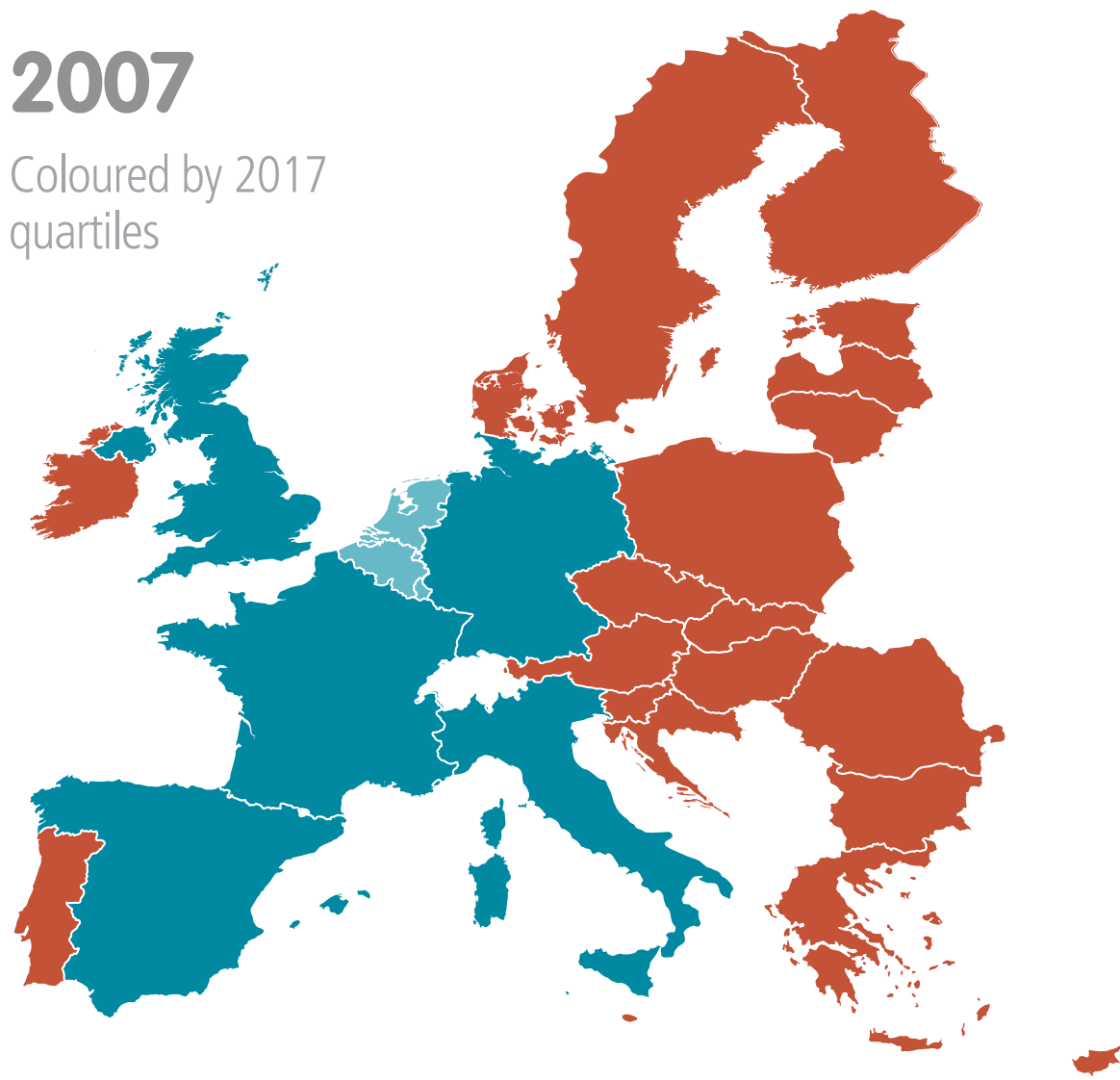
- Experience
- Engagement
- Attitudes
- Approval
- Expectations

## Structural Cohesion

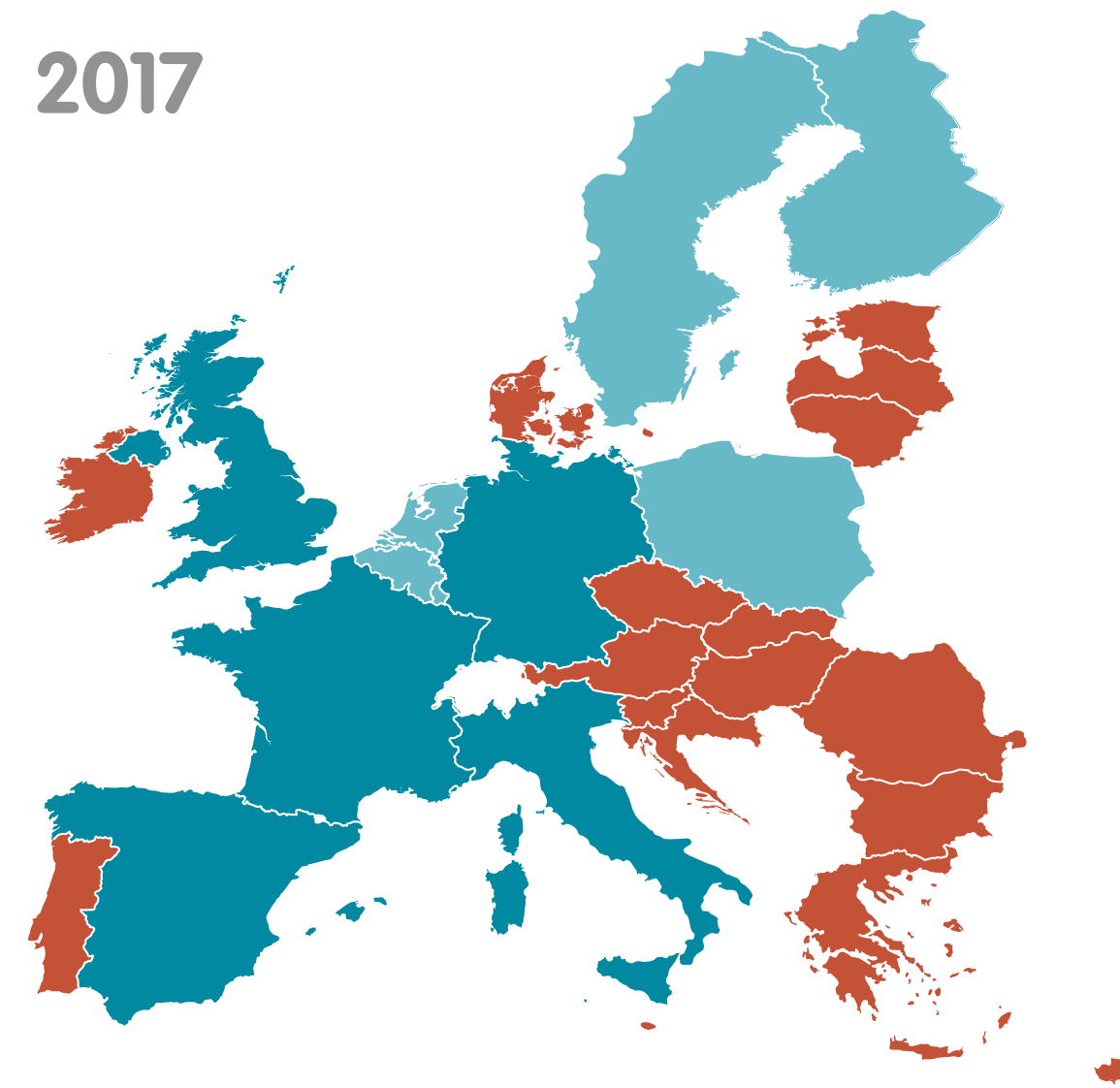
- Resilience
- Economic Ties
- Funding
- Policy Integration
- Security**

2007

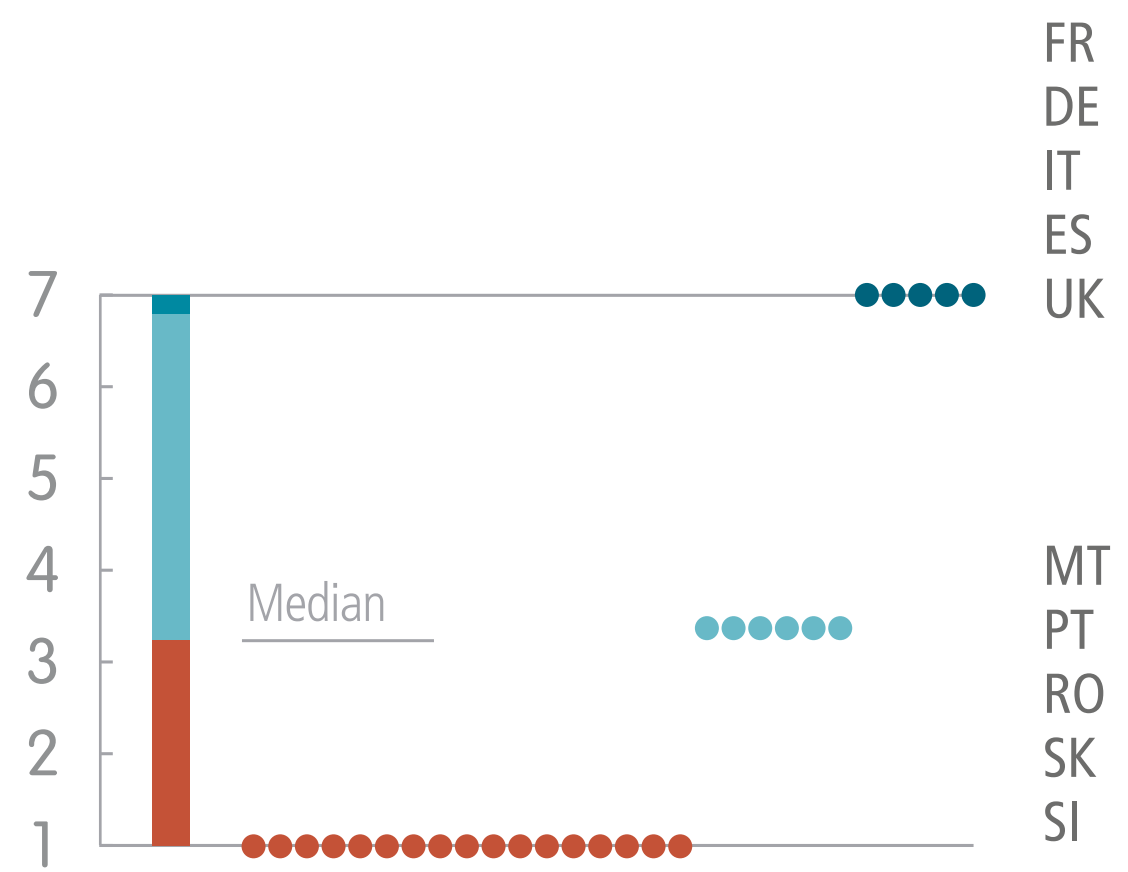
Coloured by 2017 quartiles



2017



Quartiles 2017 : Top/Bottom 5



Gains & Losses



Gains

+2.4

3

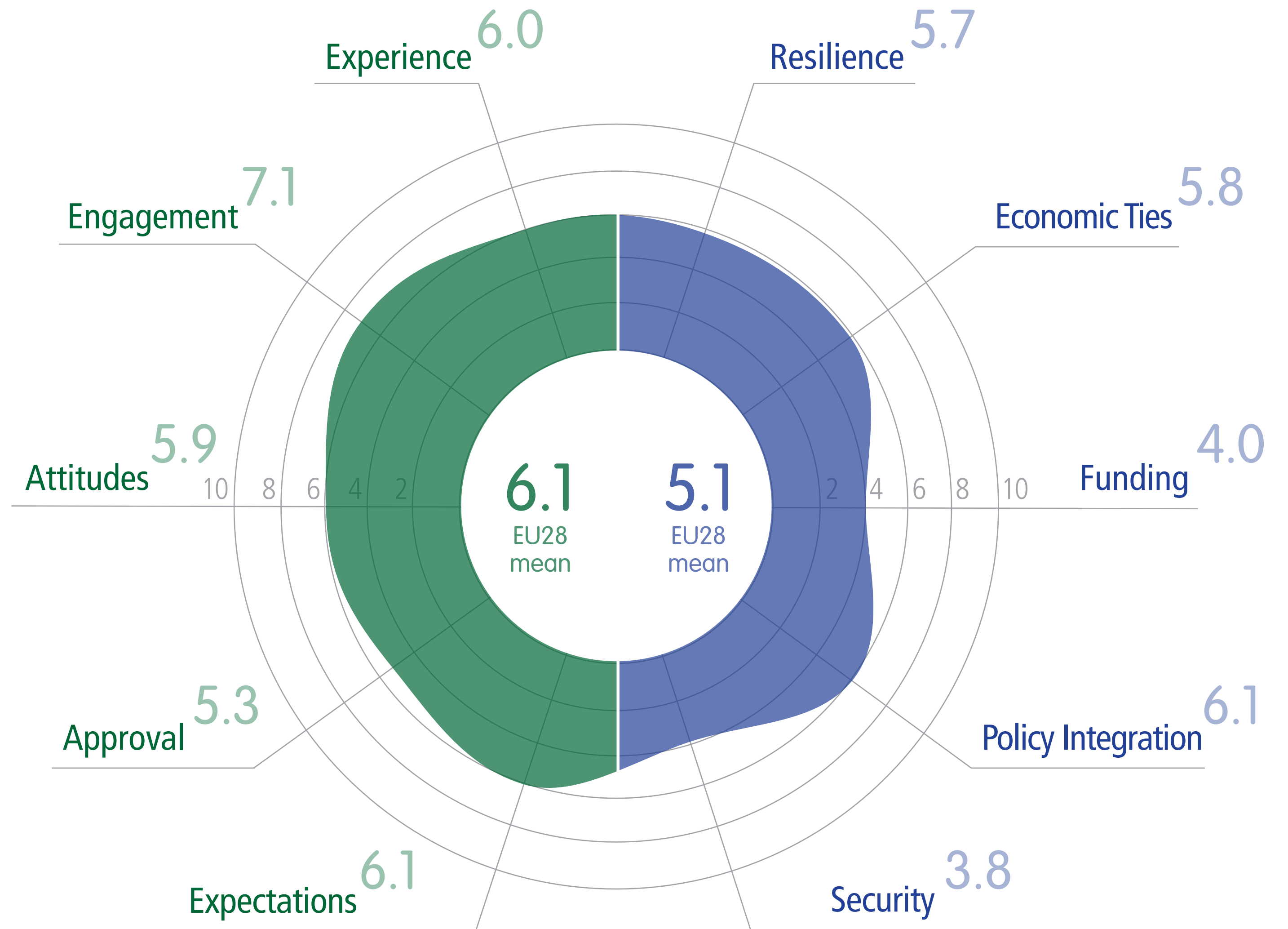
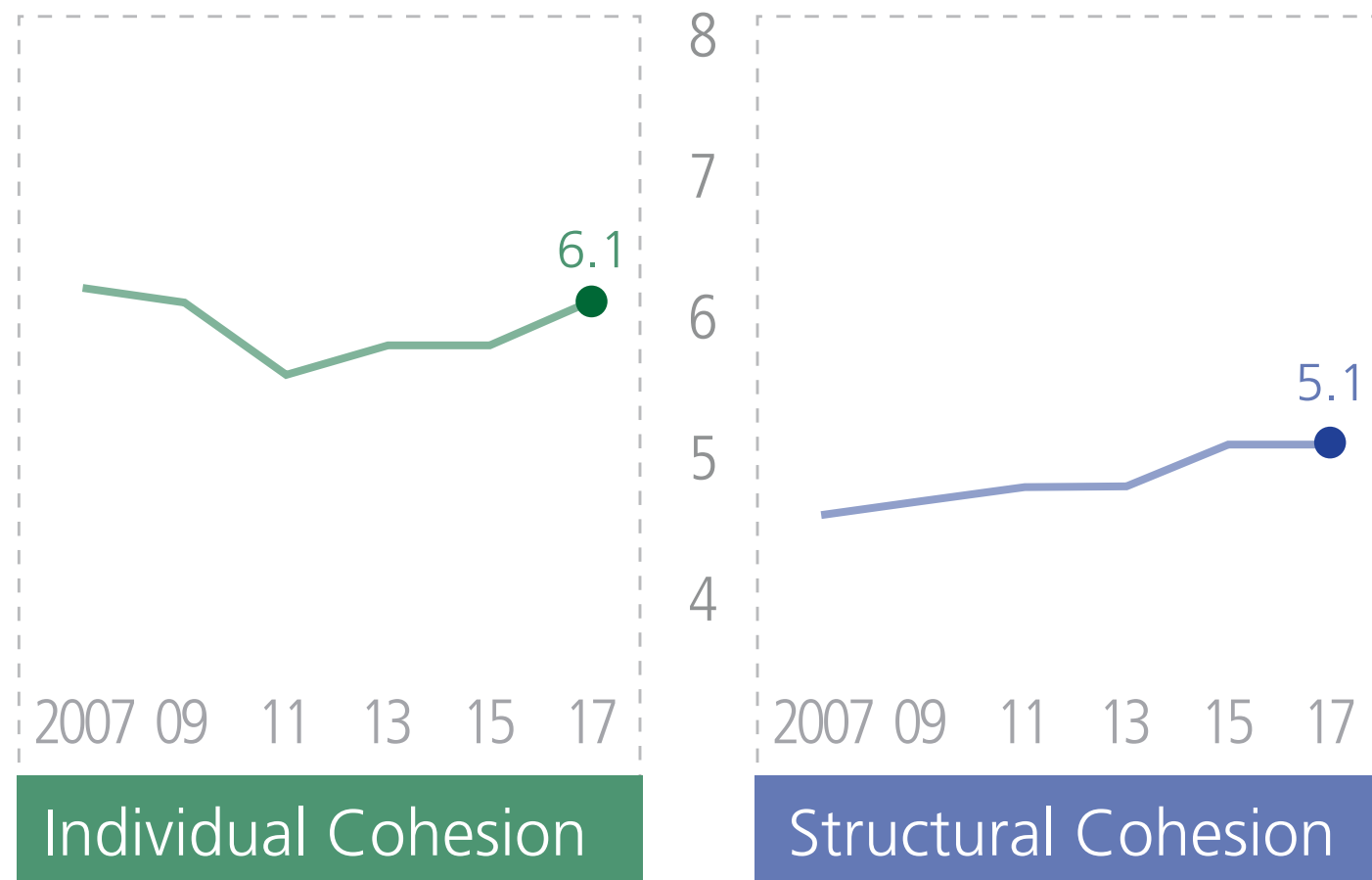
Country	2007	2017
Finland	1.0	3.4
Poland	1.0	3.4
Sweden	1.0	3.4

0.0

Country	2007	2017
Austria	1.0	1.0
Belgium	3.4	3.4
Bulgaria	1.0	1.0
Croatia	1.0	1.0
Cyprus	1.0	1.0
Czech Rep.	1.0	1.0
Denmark	1.0	1.0
Estonia	1.0	1.0
France	7.0	7.0
Germany	7.0	7.0
Greece	1.0	1.0
Hungary	1.0	1.0
Ireland	1.0	1.0
Italy	7.0	7.0
Latvia	1.0	1.0
Lithuania	1.0	1.0
Luxembourg	3.4	3.4
Malta	1.0	1.0
Netherlands	3.4	3.4
Portugal	1.0	1.0
Romania	1.0	1.0
Slovakia	1.0	1.0
Slovenia	1.0	1.0
Spain	7.0	7.0
UK	7.0	7.0

# EU28 2017 vs. EU28 2007

# Data Distribution

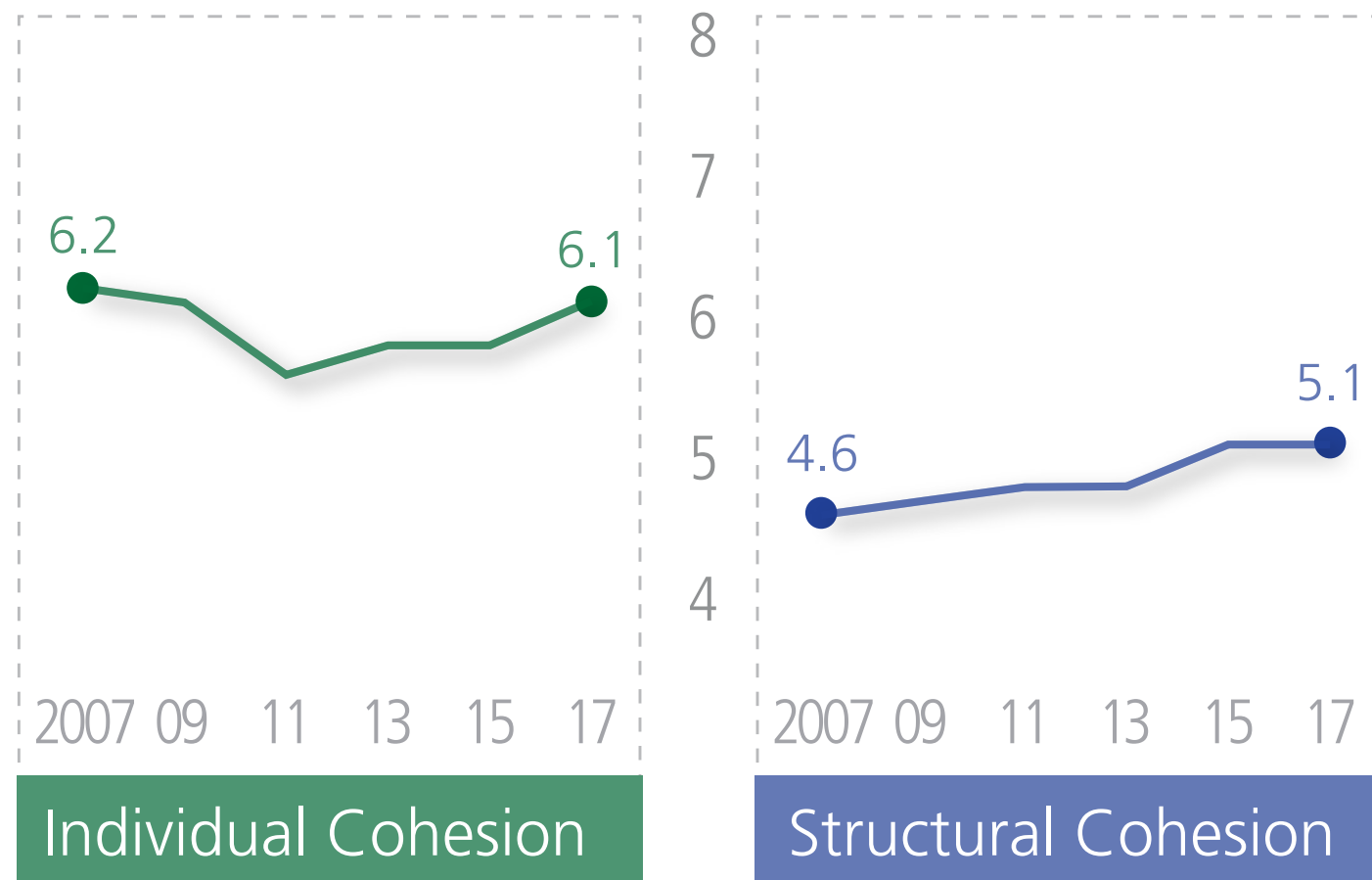


- Austria
- Belgium
- Bulgaria
- Croatia
- Cyprus
- Czech Rep.
- Denmark
- Estonia
- Finland
- France
- Germany
- Greece
- Hungary
- Ireland
- Italy
- Latvia
- Lithuania
- Luxembourg
- Malta
- Netherlands
- Poland
- Portugal
- Romania
- Slovakia
- Slovenia
- Spain
- Sweden
- UK

- EU28**
- Eurogroup
- New Hanse
- Affluent Seven
- Southern Seven
- Big Six
- Founding Six
- Southeast Four
- Visegrád Four
- Baltics
- Benelux
- Nordics

# EU28 2017 vs. EU28 2007

# Data Distribution

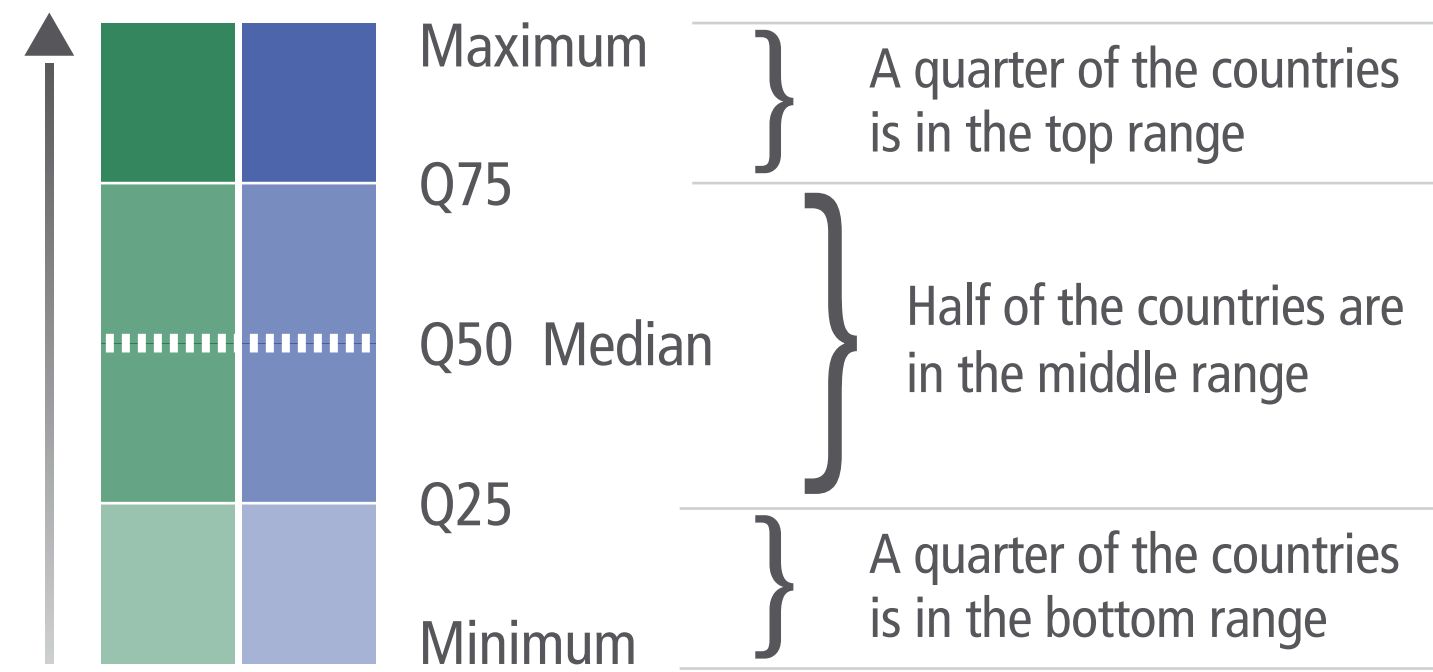


- |            |             |                |
|------------|-------------|----------------|
| Austria    | Italy       | <b>EU28</b>    |
| Belgium    | Latvia      | Eurogroup      |
| Bulgaria   | Lithuania   | New Hanse      |
| Croatia    | Luxembourg  | Affluent Seven |
| Cyprus     | Malta       | Southern Seven |
| Czech Rep. | Netherlands | Big Six        |
| Denmark    | Poland      | Founding Six   |
| Estonia    | Portugal    | Southeast Four |
| Finland    | Romania     | Visegrád Four  |
| France     | Slovakia    | Baltics        |
| Germany    | Slovenia    | Benelux        |
| Greece     | Spain       | Nordics        |
| Hungary    | Sweden      |                |
| Ireland    | UK          |                |



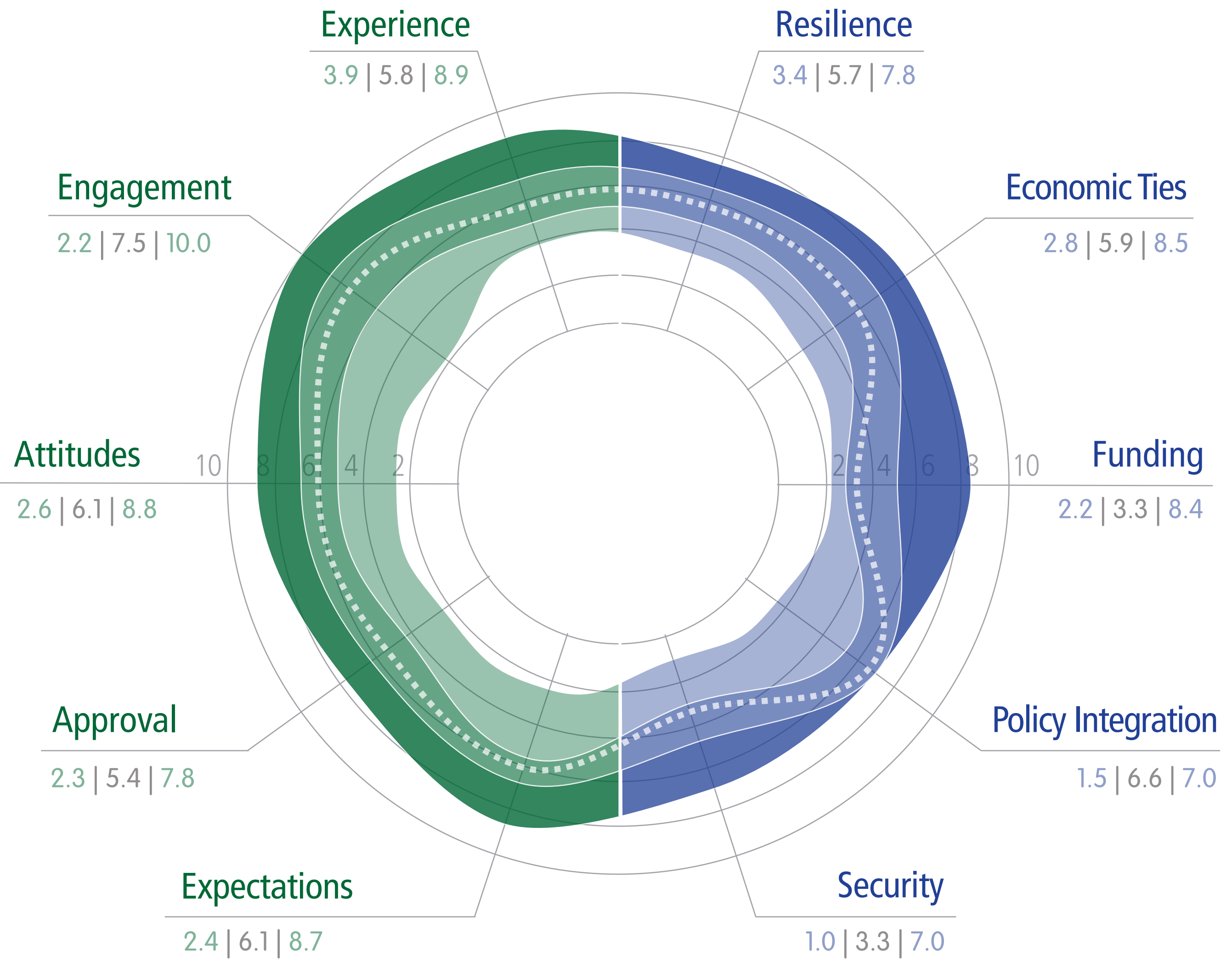
# EU28 2017 vs. EU28 2007

# Data Distribution



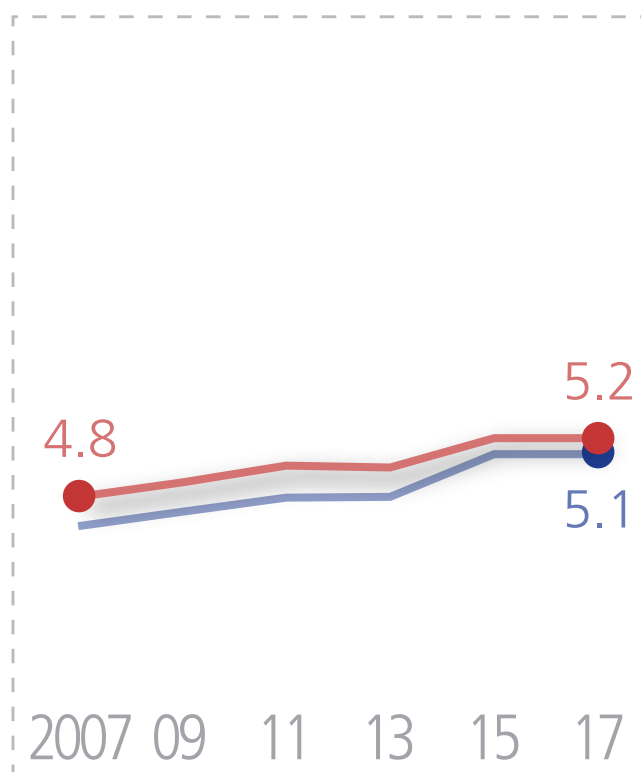
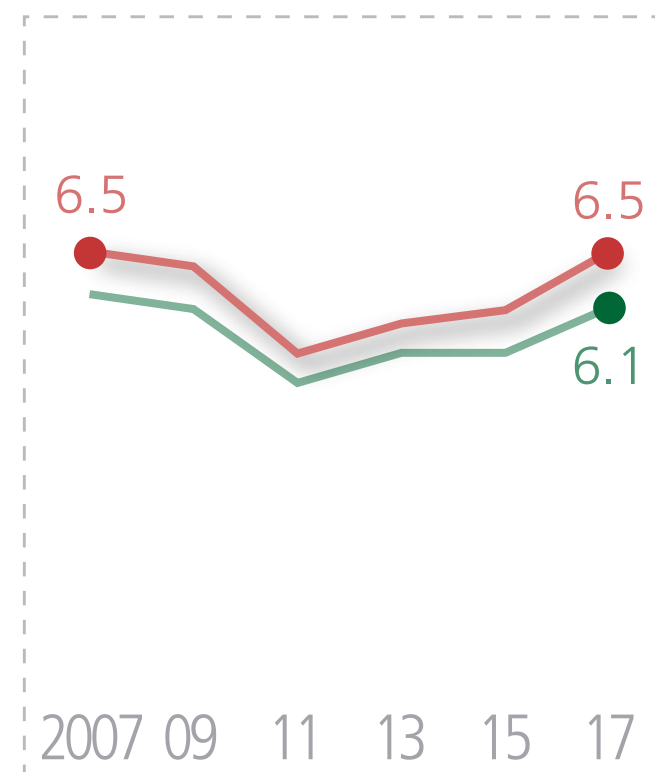
Using quartile calculation, the graph shows the different data distributions for all indicators on the scale from 1 to 10.

- |            |             |                |
|------------|-------------|----------------|
| Austria    | Italy       | <b>EU28</b>    |
| Belgium    | Latvia      | Eurogroup      |
| Bulgaria   | Lithuania   | New Hanse      |
| Croatia    | Luxembourg  | Affluent Seven |
| Cyprus     | Malta       | Southern Seven |
| Czech Rep. | Netherlands | Big Six        |
| Denmark    | Poland      | Founding Six   |
| Estonia    | Portugal    | Southeast Four |
| Finland    | Romania     | Visegrád Four  |
| France     | Slovakia    | Baltics        |
| Germany    | Slovenia    | Benelux        |
| Greece     | Spain       | Nordics        |
| Hungary    | Sweden      |                |
| Ireland    | UK          |                |



# EU28 2017 vs. Eurogroup 2017

i Overall Results  
i Profile



Individual Cohesion

Structural Cohesion

- \* Austria
- \* Belgium
- Bulgaria
- Croatia
- \* Cyprus
- Czech Rep.
- Denmark
- \* Estonia
- \* Finland
- \* France
- \* Germany
- \* Greece
- Hungary
- \* Ireland
- \* Italy
- \* Latvia
- \* Lithuania
- \* Luxembourg
- \* Malta
- \* Netherlands
- Poland
- \* Portugal
- Romania
- \* Slovakia
- \* Slovenia
- \* Spain
- Sweden
- UK

- EU28
- Eurogroup**
- New Hanse
  - Affluent Seven
  - Southern Seven
  - Big Six
  - Founding Six
  - Southeast Four
  - Visegrád Four
  - Baltics
  - Benelux
  - Nordics

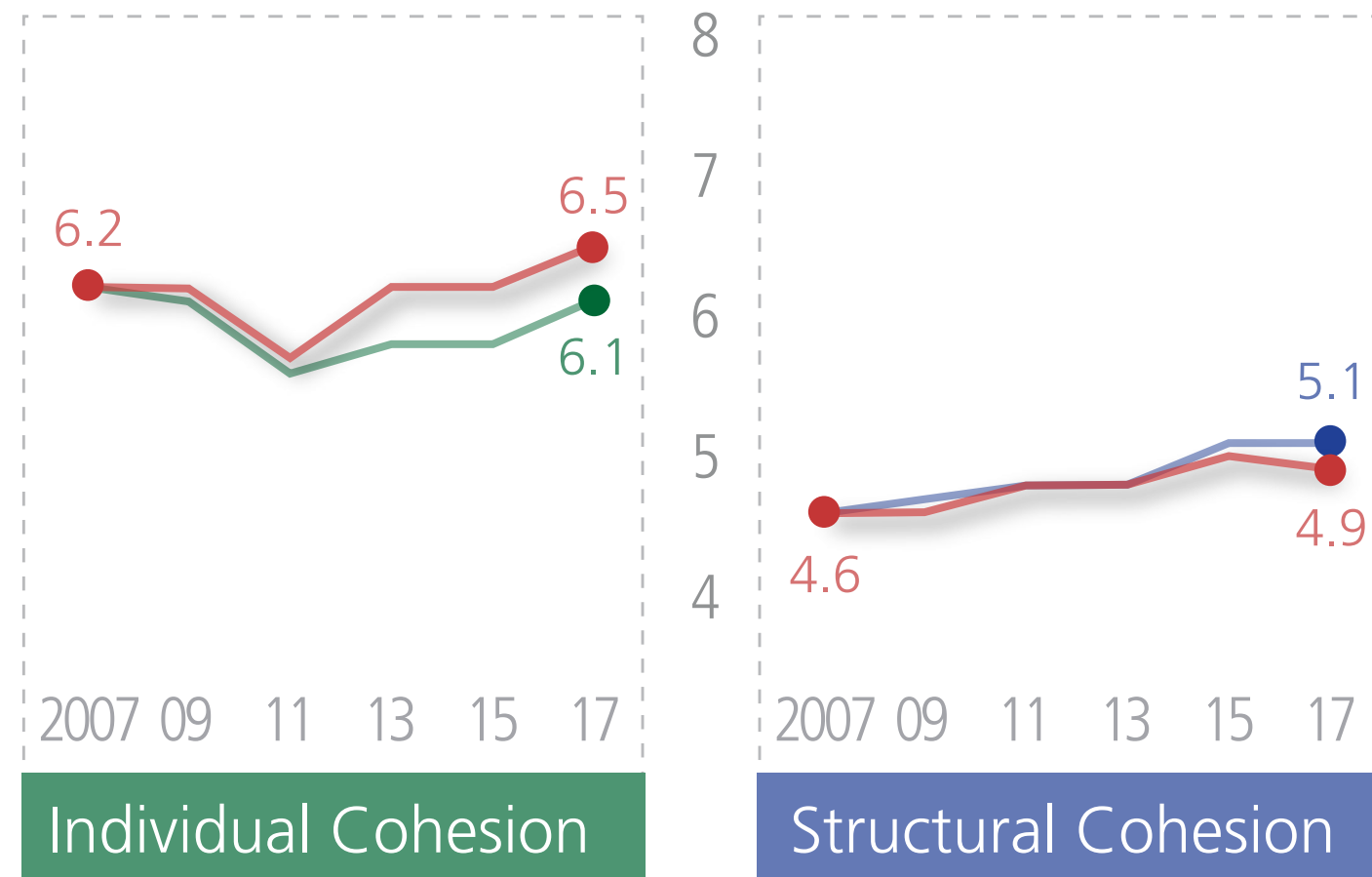


# EU28 2017

vs.

# New Hanseatic League 2017

*i* Overall Results  
*i* Profile

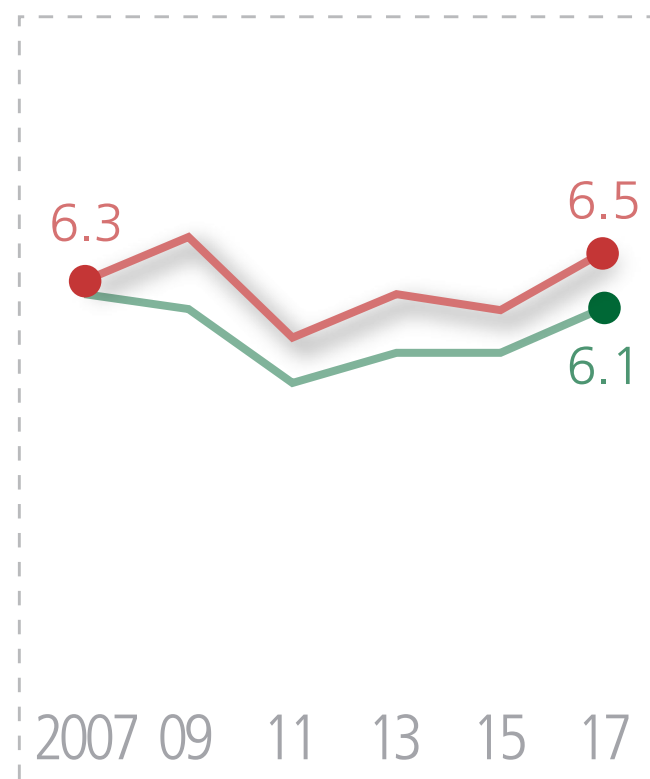


- |            |               |                  |
|------------|---------------|------------------|
| Austria    | Italy         | EU28             |
| Belgium    | * Latvia      | Eurogroup        |
| Bulgaria   | * Lithuania   | <b>New Hanse</b> |
| Croatia    | Luxembourg    | Affluent Seven   |
| Cyprus     | Malta         | Southern Seven   |
| Czech Rep. | * Netherlands | Big Six          |
| * Denmark  | Poland        | Founding Six     |
| * Estonia  | Portugal      | Southeast Four   |
| * Finland  | Romania       | Visegrád Four    |
| France     | Slovakia      | Baltics          |
| Germany    | Slovenia      | Benelux          |
| Greece     | Spain         | Nordics          |
| Hungary    | * Sweden      |                  |
| * Ireland  | UK            |                  |

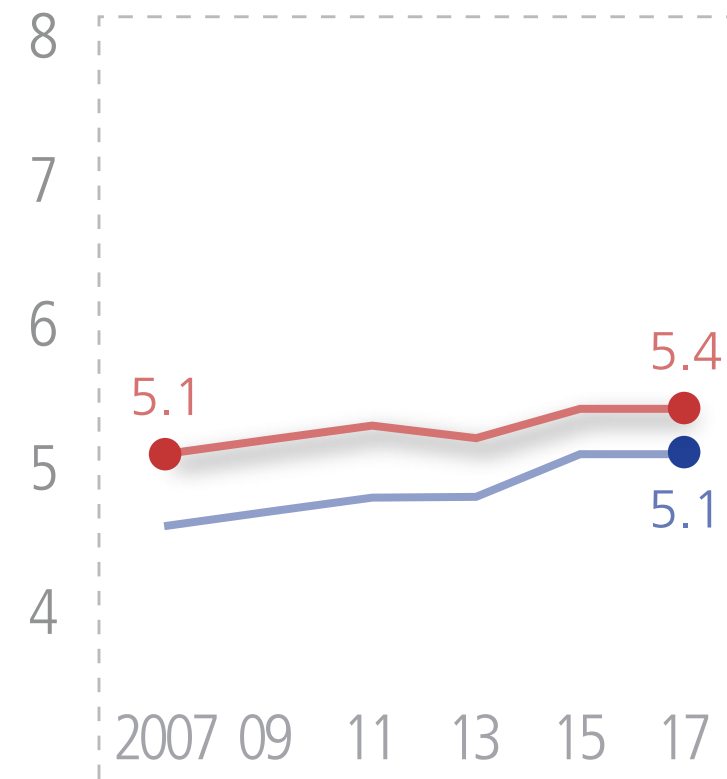


# EU28 2017 vs. Affluent Seven 2017

i Overall Results  
i Profile



Individual Cohesion



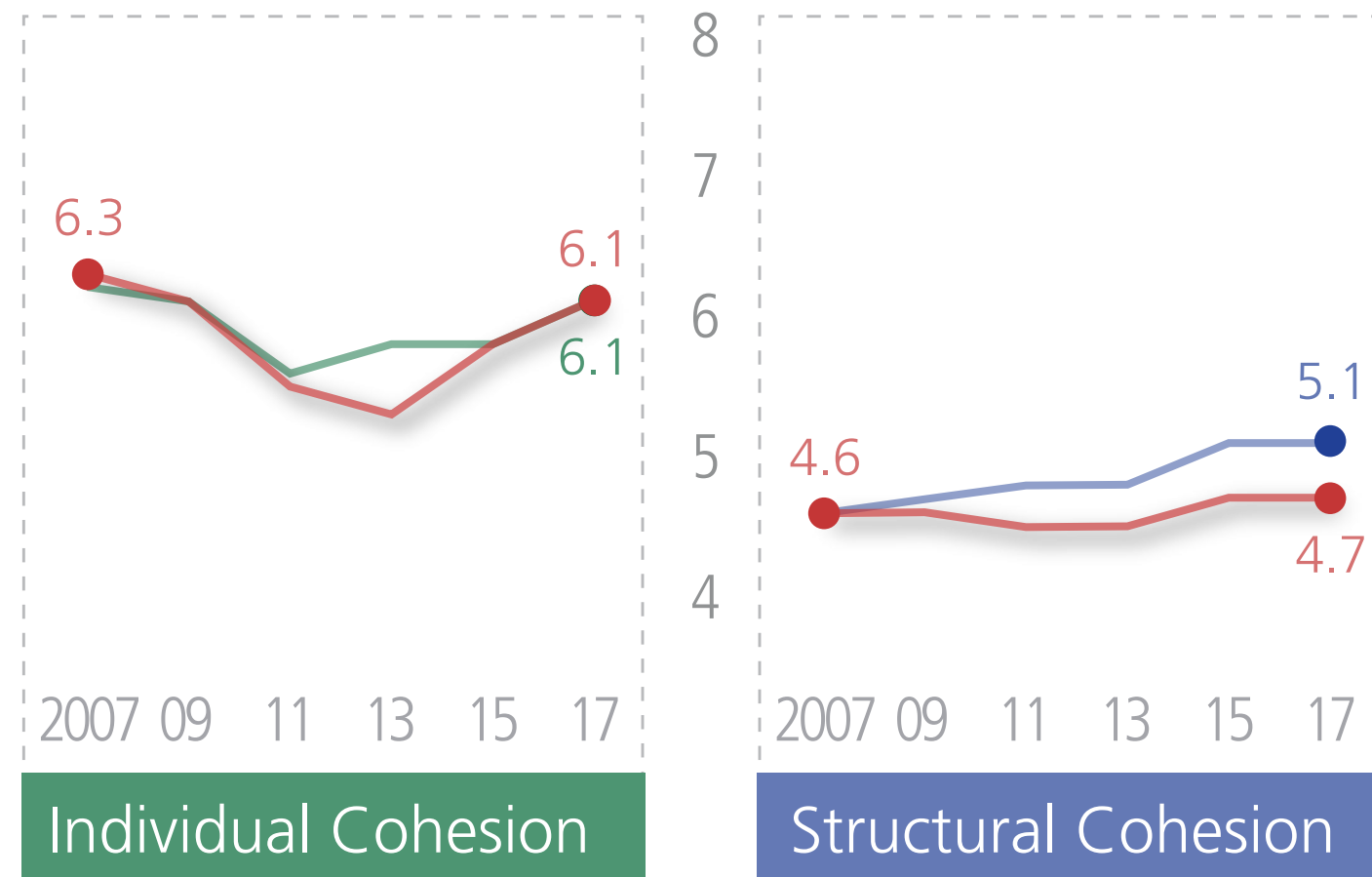
Structural Cohesion

- \* Austria
- \* Belgium
- Bulgaria
- Croatia
- Cyprus
- Czech Rep.
- \* Denmark
- Estonia
- \* Finland
- France
- Germany
- Greece
- Hungary
- Ireland
- Italy
- Latvia
- Lithuania
- \* Luxembourg
- Malta
- \* Netherlands
- Poland
- Portugal
- Romania
- Slovakia
- Slovenia
- Spain
- \* Sweden
- UK
- EU28
- Eurogroup
- New Hanse
- Affluent Seven**
- Southern Seven
- Big Six
- Founding Six
- Southeast Four
- Visegrád Four
- Baltics
- Benelux
- Nordics



# EU28 2017 vs. Southern Seven 2017

i Overall Results  
i Profile

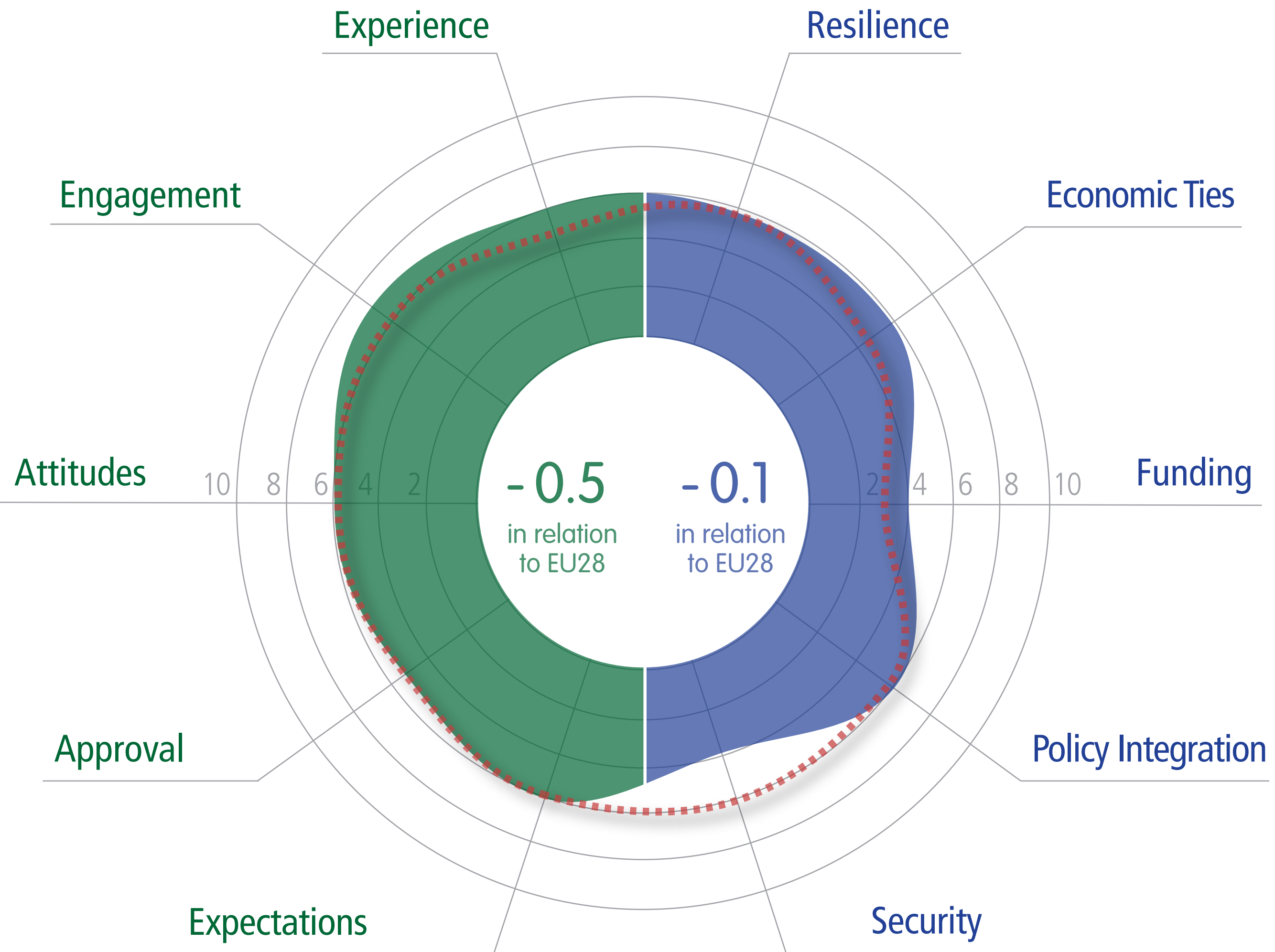
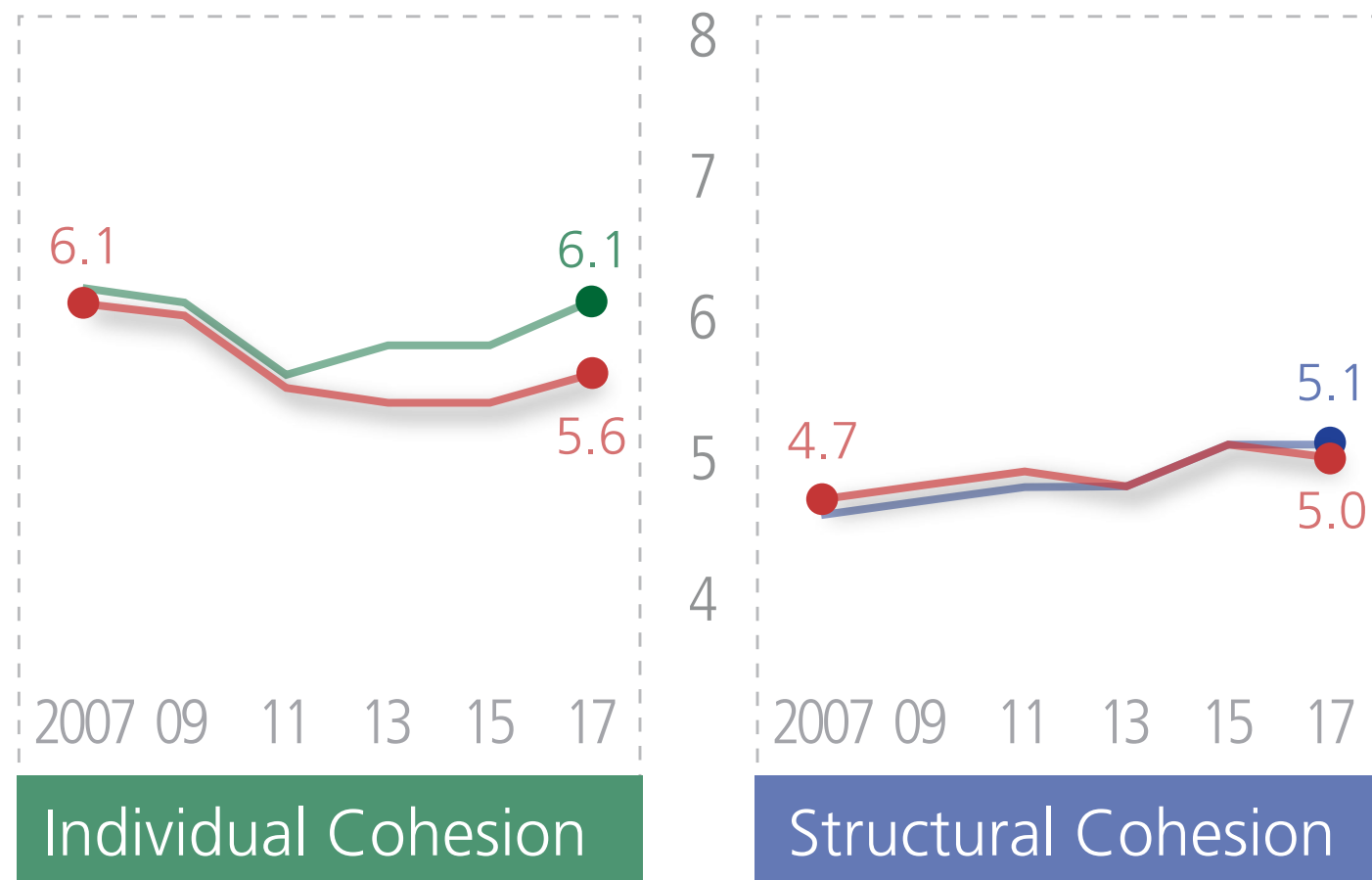


- |            |             |                       |
|------------|-------------|-----------------------|
| Austria    | * Italy     | EU28                  |
| Belgium    | Latvia      | Eurogroup             |
| Bulgaria   | Lithuania   | New Hanse             |
| Croatia    | Luxembourg  | Affluent Seven        |
| * Cyprus   | * Malta     | <b>Southern Seven</b> |
| Czech Rep. | Netherlands | Big Six               |
| Denmark    | Poland      | Founding Six          |
| Estonia    | * Portugal  | Southeast Four        |
| Finland    | Romania     | Visegrád Four         |
| * France   | Slovakia    | Baltics               |
| Germany    | Slovenia    | Benelux               |
| * Greece   | * Spain     | Nordics               |
| Hungary    | Sweden      |                       |
| Ireland    | UK          |                       |



# EU28 2017 vs. Big Six 2017

*i* Overall Results  
*i* Profile

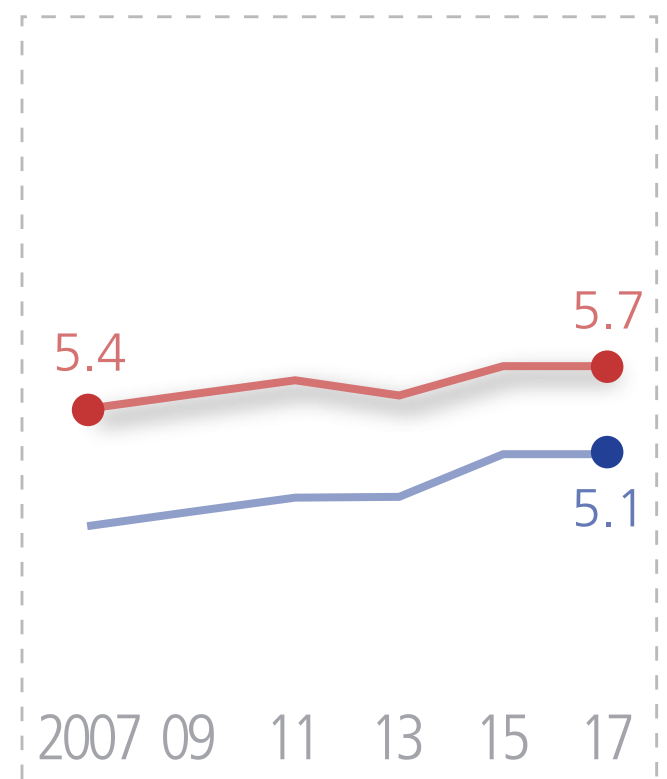
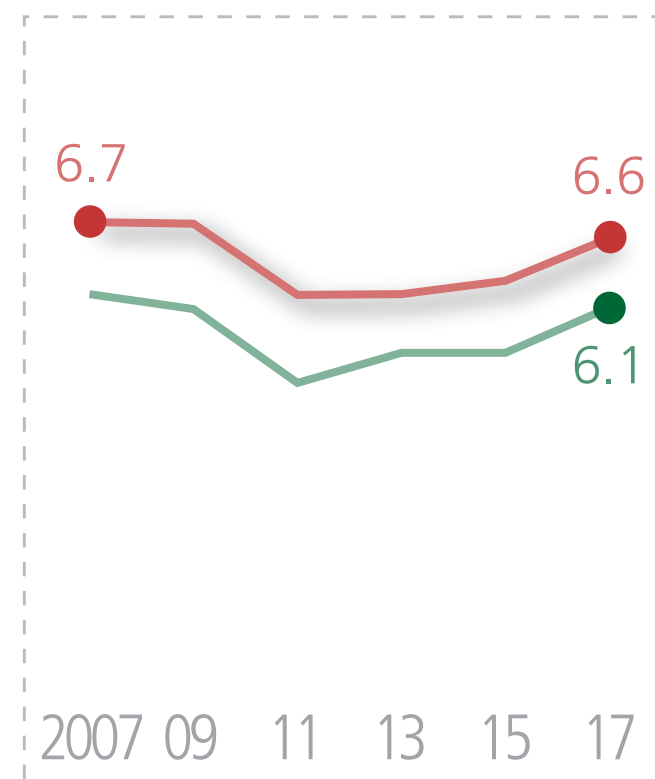


- Austria
- Belgium
- Bulgaria
- Croatia
- Cyprus
- Czech Rep.
- Denmark
- Estonia
- Finland
- \* France
- \* Germany
- Greece
- Hungary
- Ireland
- \* Italy
- Latvia
- Lithuania
- Luxembourg
- Malta
- Netherlands
- \* Poland
- Portugal
- Romania
- Slovakia
- Slovenia
- \* Spain
- Sweden
- \* UK

- EU28
- Eurogroup
- New Hanse
- Affluent Seven
- Southern Seven
- Big Six**
- Founding Six
- Southeast Four
- Visegrád Four
- Baltics
- Benelux
- Nordics

# EU28 2017 vs. Founding Six 2017

i Overall Results  
i Profile

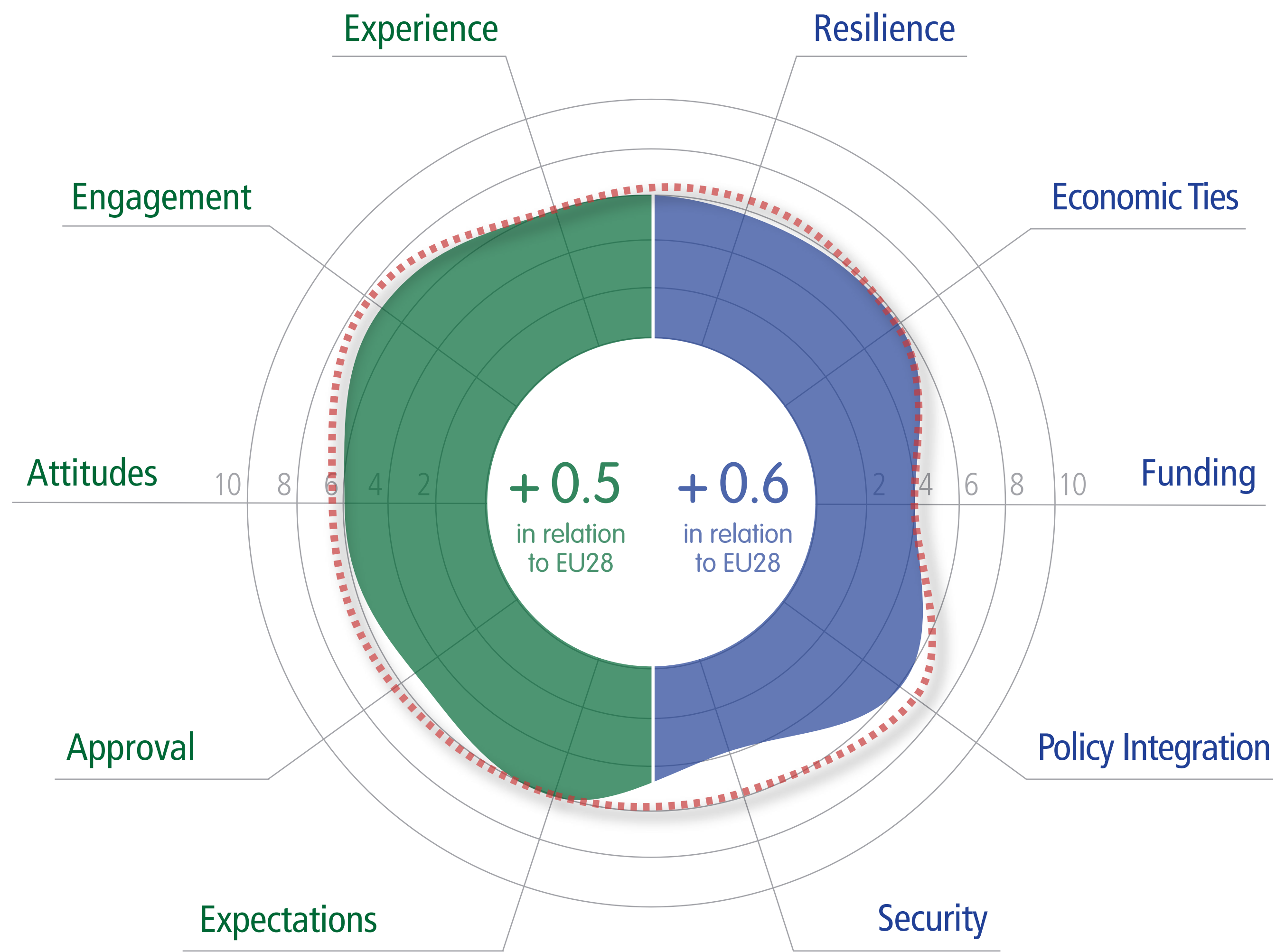


Individual Cohesion

Structural Cohesion

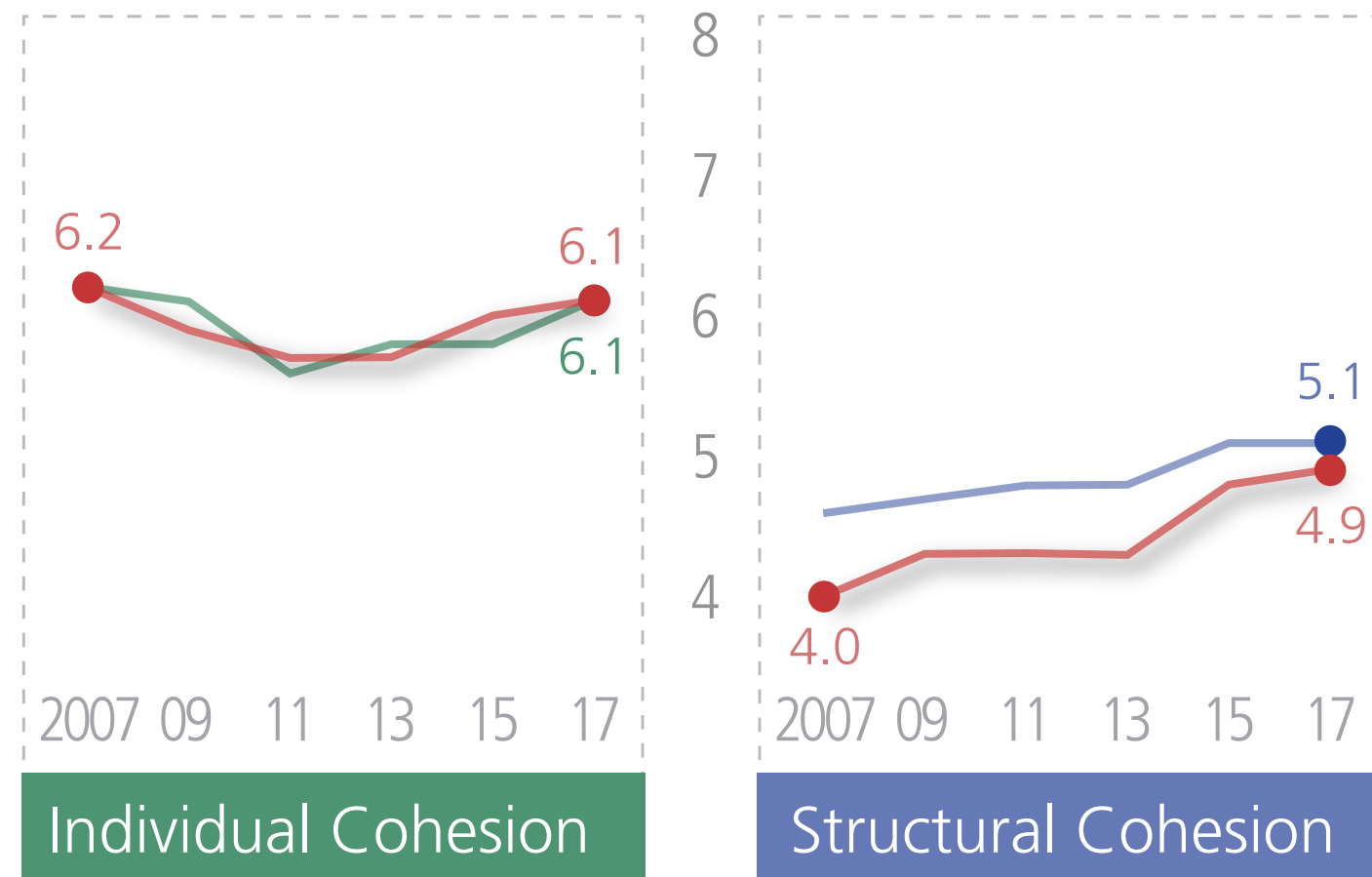
- Austria
- \* Belgium
- Bulgaria
- Croatia
- Cyprus
- Czech Rep.
- Denmark
- Estonia
- Finland
- \* France
- \* Germany
- Greece
- Hungary
- Ireland
- \* Italy
- Latvia
- Lithuania
- \* Luxembourg
- Malta
- \* Netherlands
- Poland
- Portugal
- Romania
- Slovakia
- Slovenia
- Spain
- Sweden
- UK

- EU28
- Eurogroup
- New Hanse
- Affluent Seven
- Southern Seven
- Big Six
- Founding Six**
- Southeast Four
- Visegrád Four
- Baltics
- Benelux
- Nordics



# EU28 2017 vs. Southeast Four 2017

i Overall Results  
i Profile



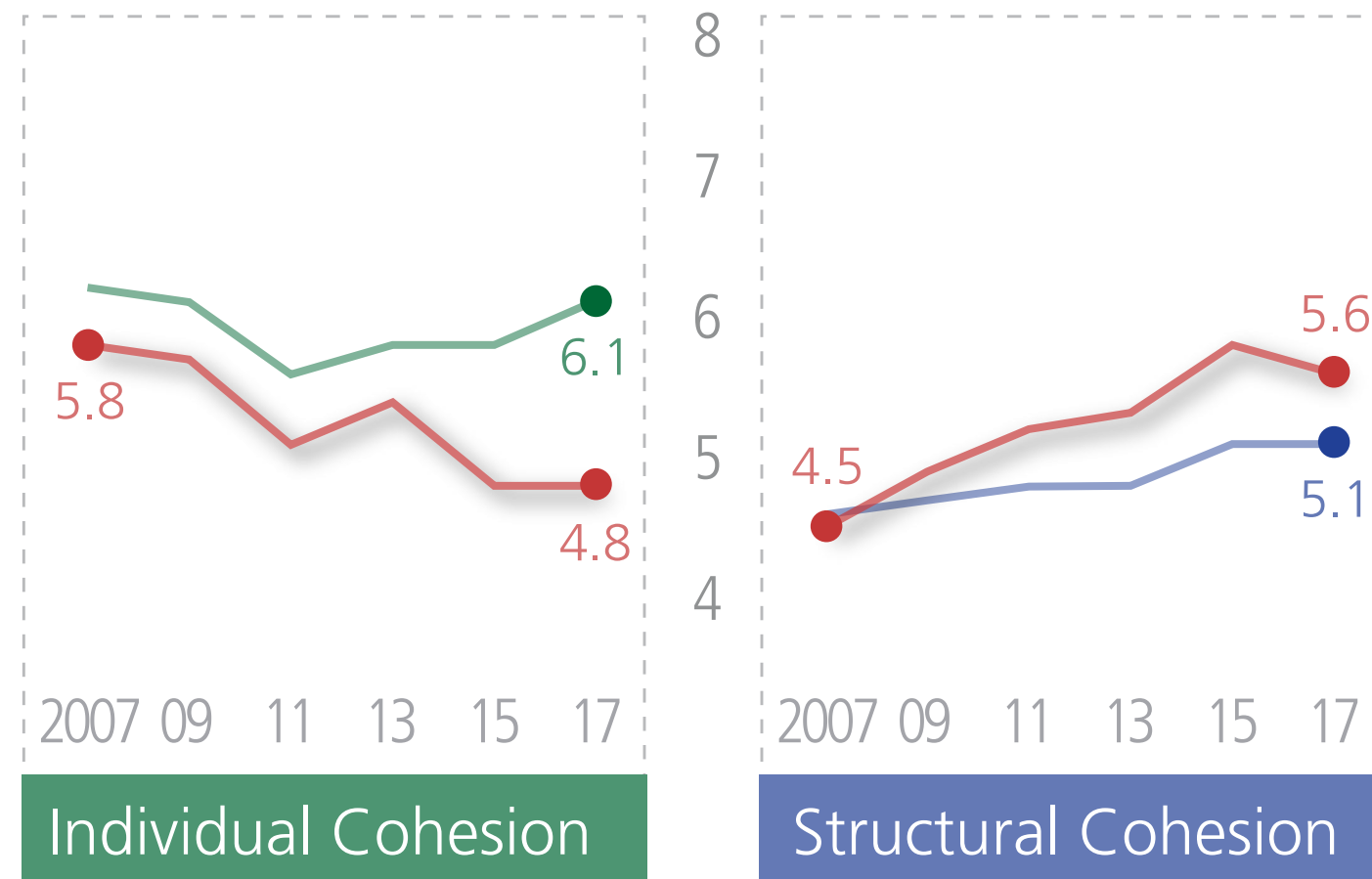
- |            |             |                       |
|------------|-------------|-----------------------|
| Austria    | Italy       | EU28                  |
| Belgium    | Latvia      | Eurogroup             |
| * Bulgaria | Lithuania   | New Hanse             |
| * Croatia  | Luxembourg  | Affluent Seven        |
| Cyprus     | Malta       | Southern Seven        |
| Czech Rep. | Netherlands | Big Six               |
| Denmark    | Poland      | Founding Six          |
| Estonia    | Portugal    | <b>Southeast Four</b> |
| Finland    | * Romania   | Visegrád Four         |
| France     | Slovakia    | Baltics               |
| Germany    | * Slovenia  | Benelux               |
| Greece     | Spain       | Nordics               |
| Hungary    | Sweden      |                       |
| Ireland    | UK          |                       |



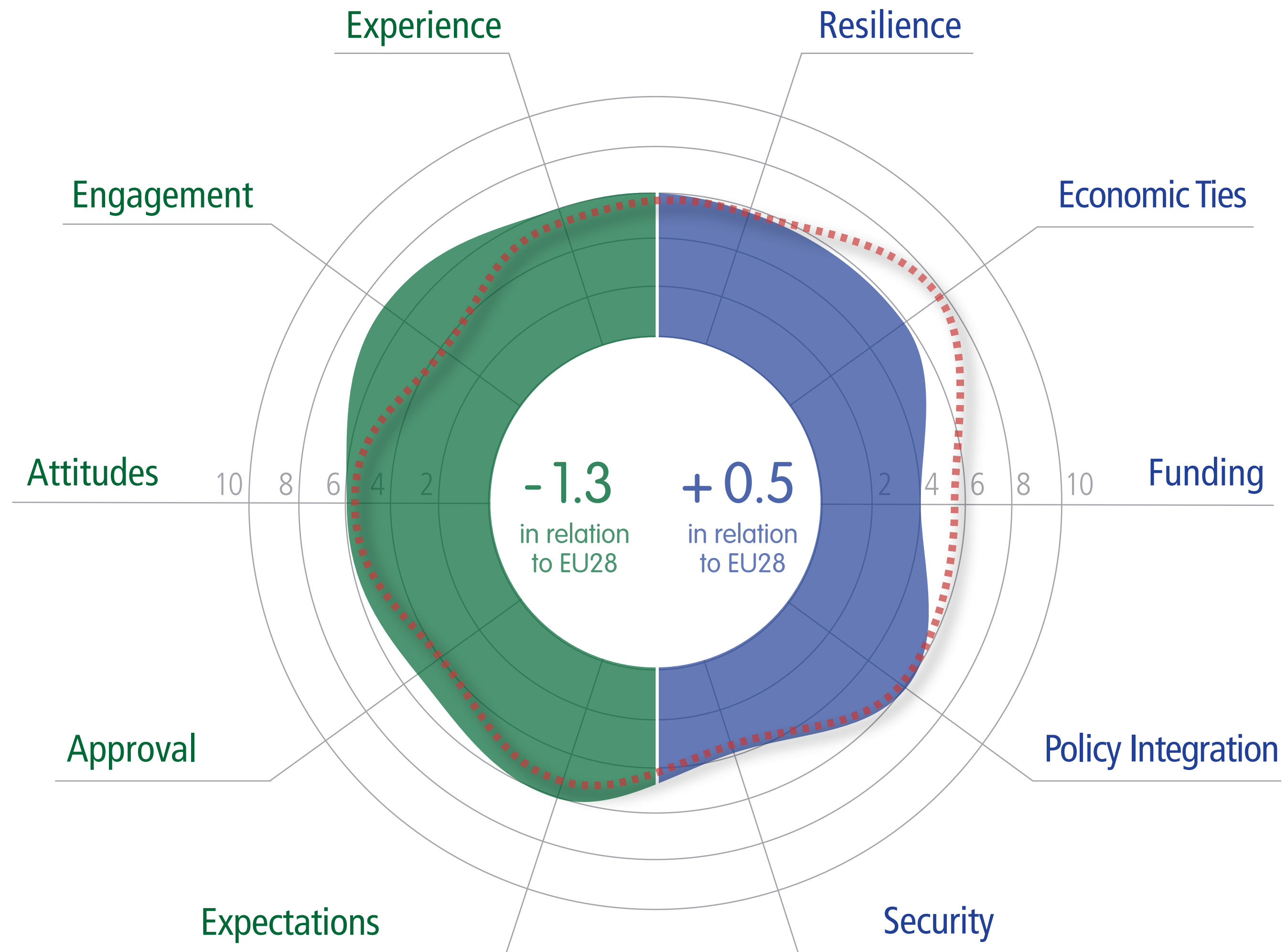


# EU28 2017 vs. Visegrád Four 2017

i Overall Results  
i Profile

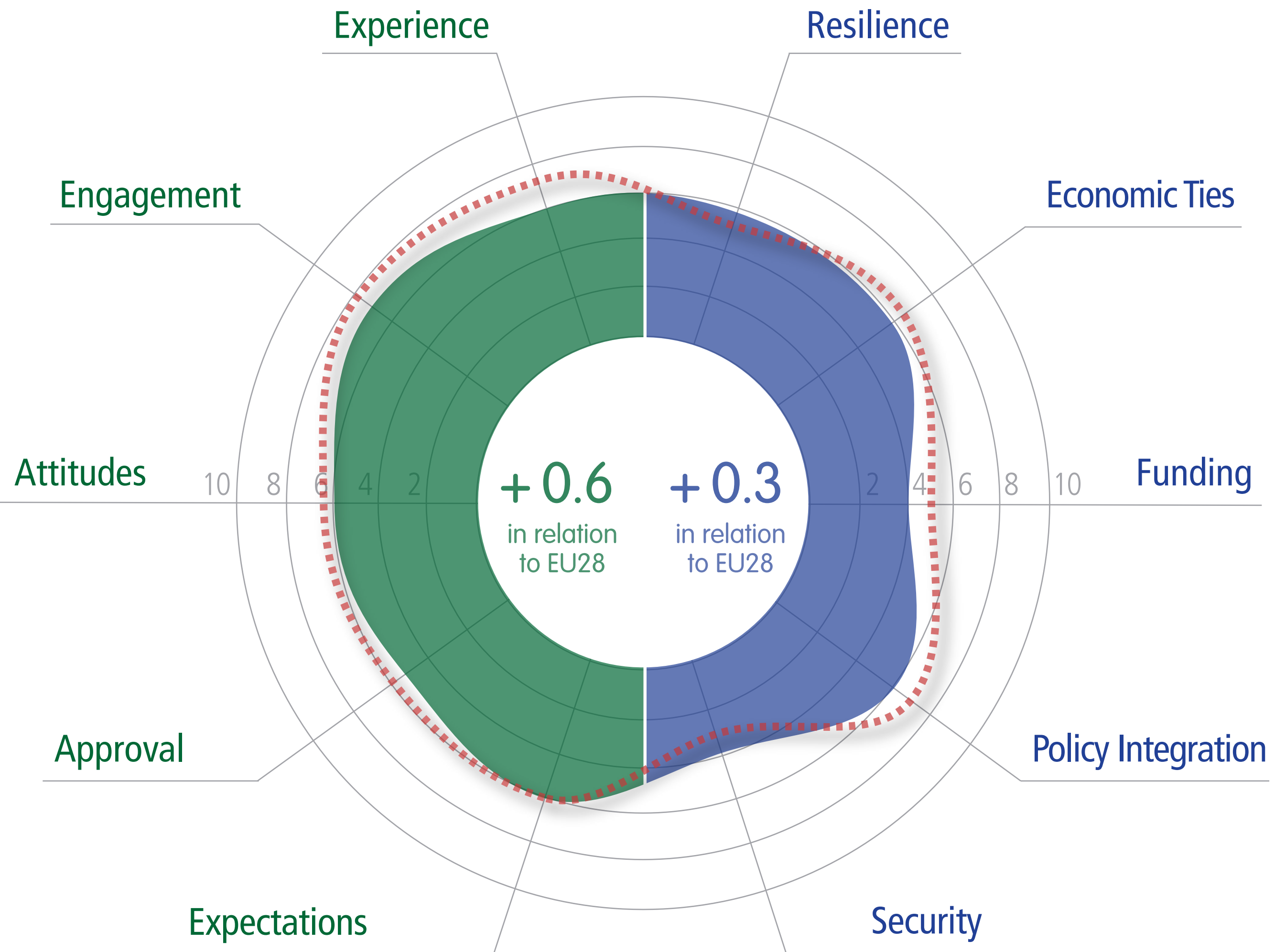
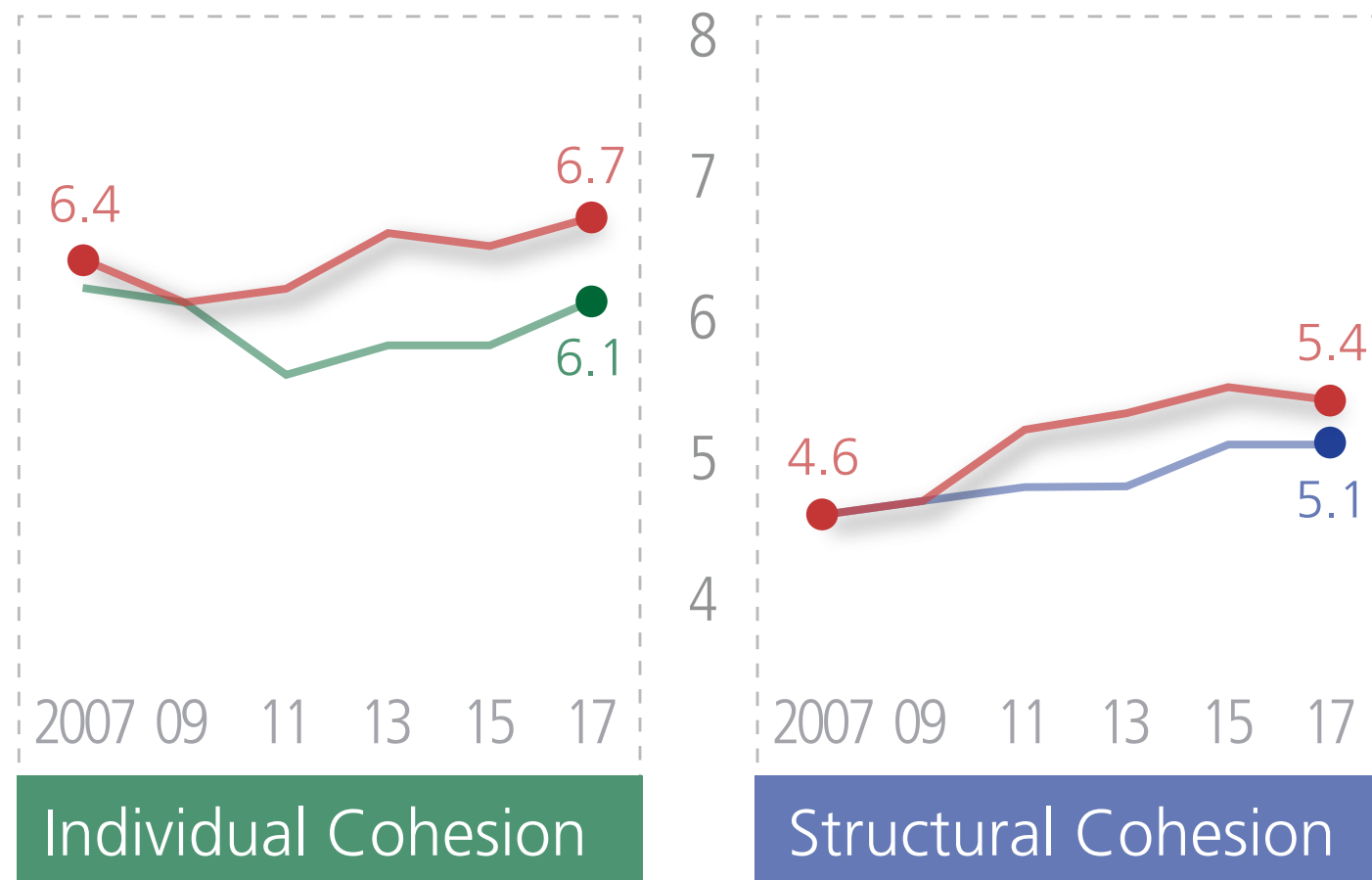


- |              |             |                      |
|--------------|-------------|----------------------|
| Austria      | Italy       | EU28                 |
| Belgium      | Latvia      | Eurogroup            |
| Bulgaria     | Lithuania   | New Hanse            |
| Croatia      | Luxembourg  | Affluent Seven       |
| Cyprus       | Malta       | Southern Seven       |
| * Czech Rep. | Netherlands | Big Six              |
| Denmark      | * Poland    | Founding Six         |
| Estonia      | Portugal    | Southeast Four       |
| Finland      | Romania     | <b>Visegrád Four</b> |
| France       | * Slovakia  | Baltics              |
| Germany      | Slovenia    | Benelux              |
| Greece       | Spain       | Nordics              |
| * Hungary    | Sweden      |                      |
| Ireland      | UK          |                      |



# EU28 2017 vs. Baltics 2017

i Overall Results  
i Profile

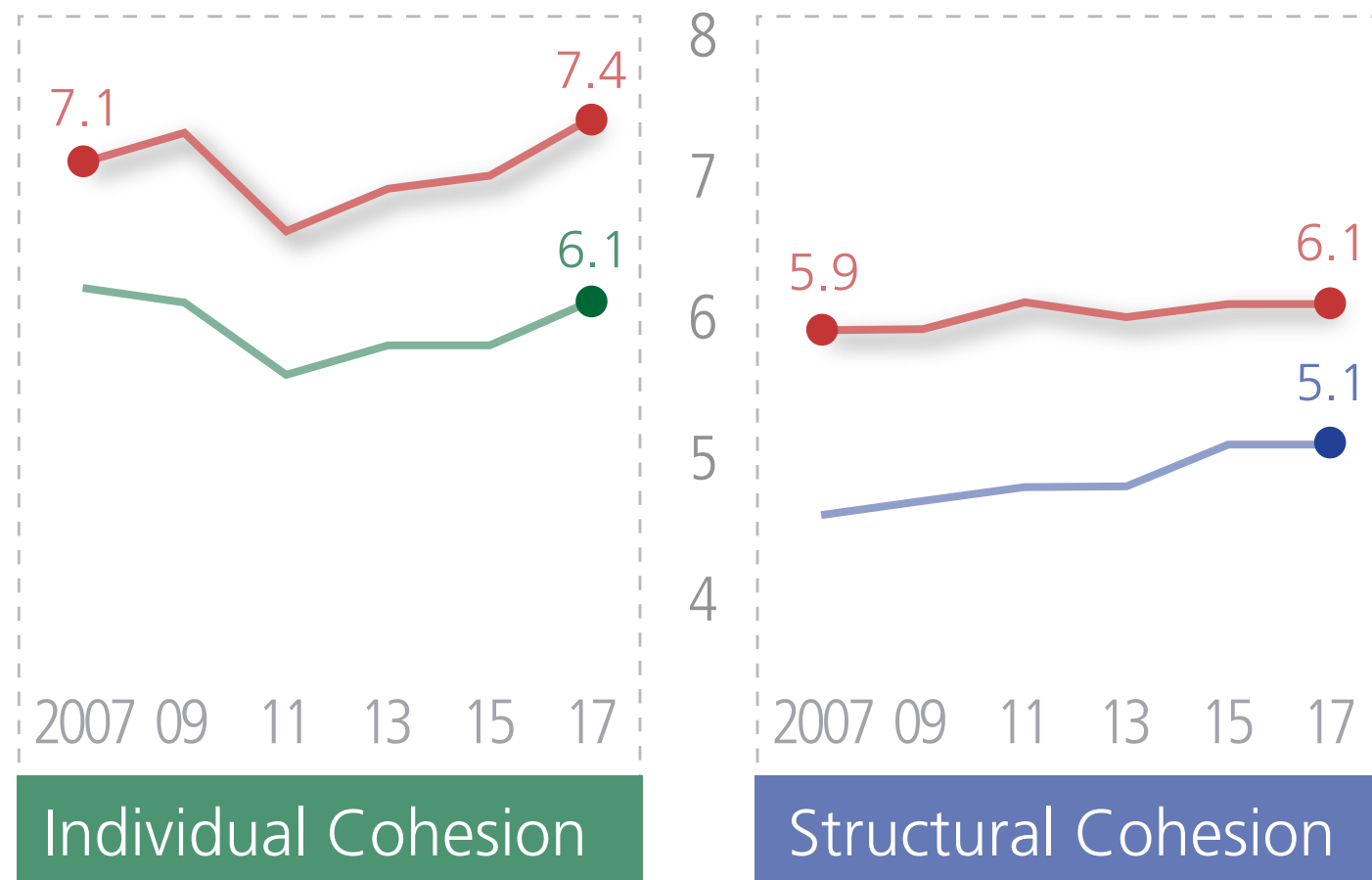


- Austria
- Belgium
- Bulgaria
- Croatia
- Cyprus
- Czech Rep.
- Denmark
- \* Estonia
- Finland
- France
- Germany
- Greece
- Hungary
- Ireland
- Italy
- \* Latvia
- \* Lithuania
- Luxembourg
- Malta
- Netherlands
- Poland
- Portugal
- Romania
- Slovakia
- Slovenia
- Spain
- Sweden
- UK

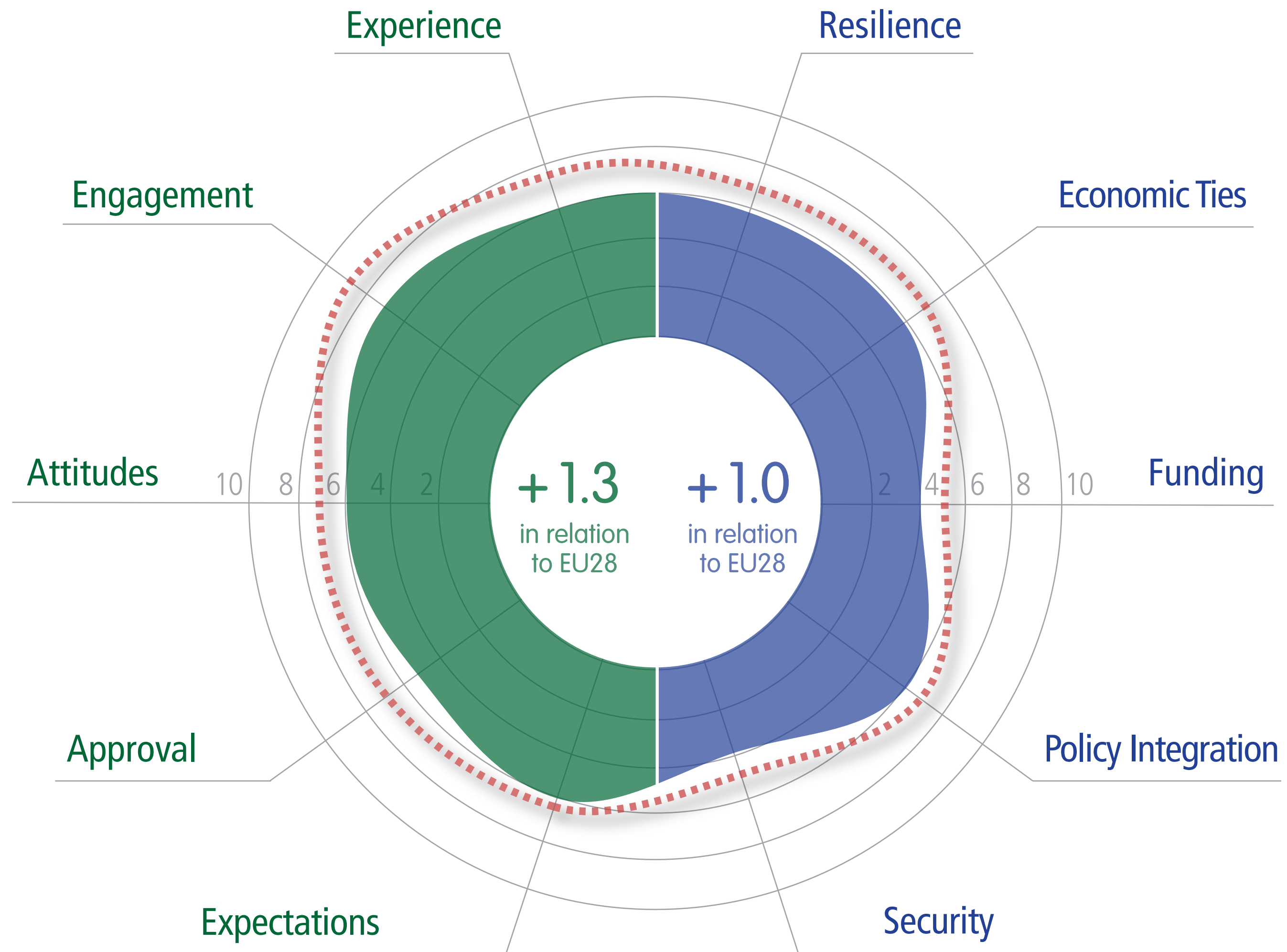
- EU28
- Eurogroup
- New Hanse
- Affluent Seven
- Southern Seven
- Big Six
- Founding Six
- Southeast Four
- Visegrád Four
- Baltics**
- Benelux
- Nordics

# EU28 2017 vs. Benelux 2017

i Overall Results  
i Profile

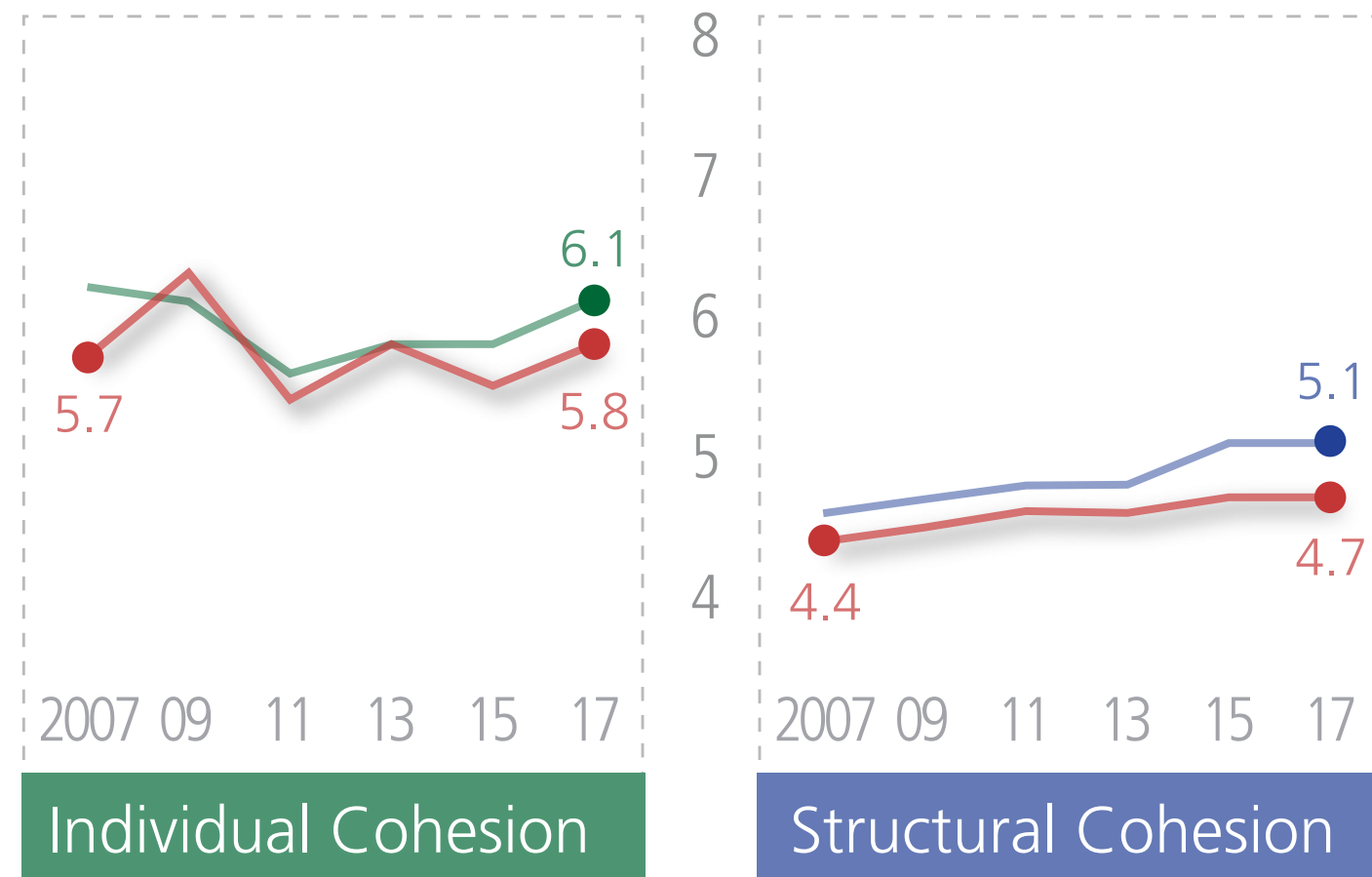


- |            |               |                |
|------------|---------------|----------------|
| Austria    | Italy         | EU28           |
| * Belgium  | Latvia        | Eurogroup      |
| Bulgaria   | Lithuania     | New Hanse      |
| Croatia    | * Luxembourg  | Affluent Seven |
| Cyprus     | Malta         | Southern Seven |
| Czech Rep. | * Netherlands | Big Six        |
| Denmark    | Poland        | Founding Six   |
| Estonia    | Portugal      | Southeast Four |
| Finland    | Romania       | Visegrád Four  |
| France     | Slovakia      | Baltics        |
| Germany    | Slovenia      | <b>Benelux</b> |
| Greece     | Spain         | Nordics        |
| Hungary    | Sweden        |                |
| Ireland    | UK            |                |



# EU28 2017 vs. Nordics 2017

*i* Overall Results  
*i* Profile

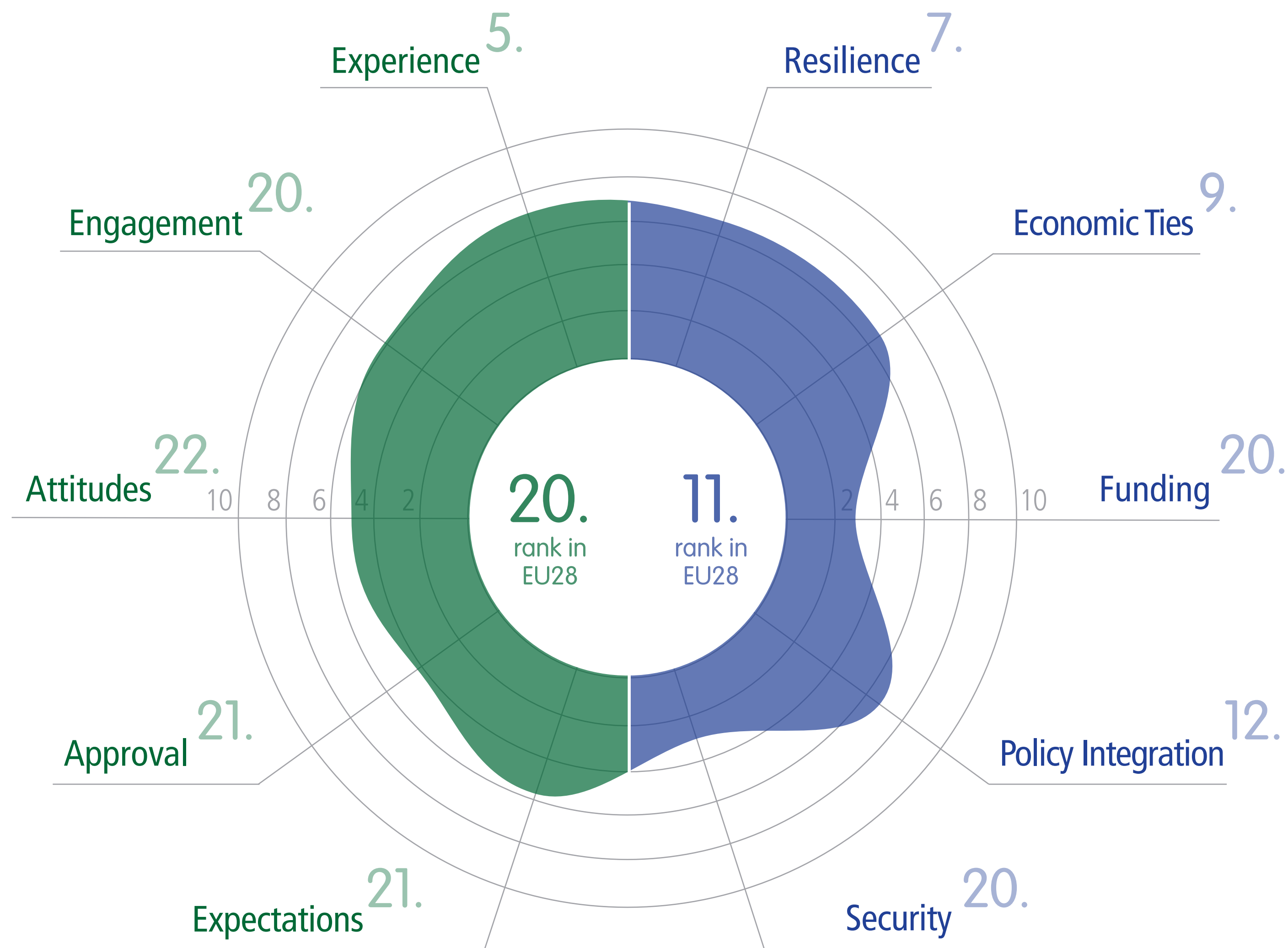
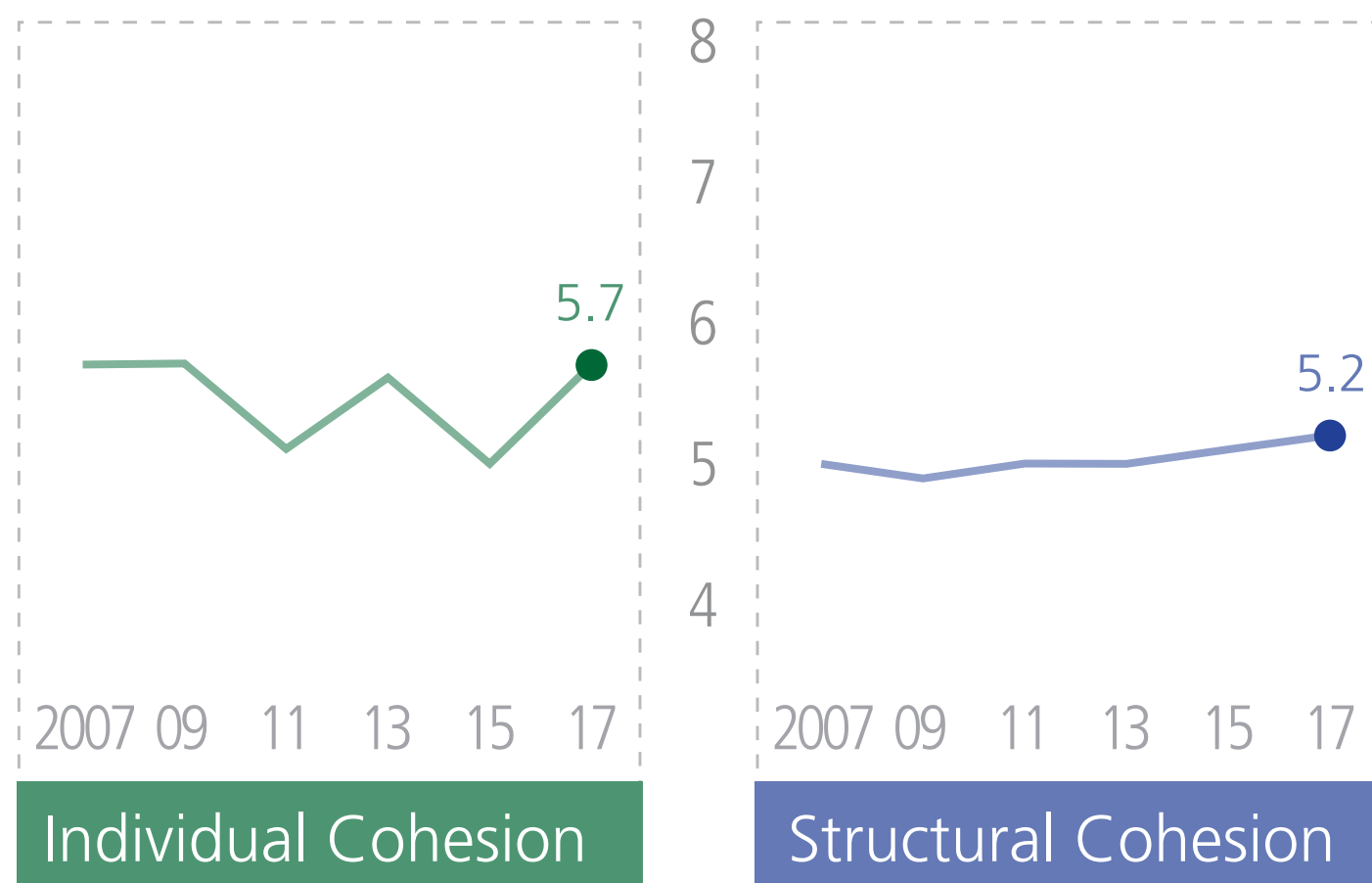


- |            |             |                |
|------------|-------------|----------------|
| Austria    | Italy       | EU28           |
| Belgium    | Latvia      | Eurogroup      |
| Bulgaria   | Lithuania   | New Hanse      |
| Croatia    | Luxembourg  | Affluent Seven |
| Cyprus     | Malta       | Southern Seven |
| Czech Rep. | Netherlands | Big Six        |
| * Denmark  | Poland      | Founding Six   |
| Estonia    | Portugal    | Southeast Four |
| * Finland  | Romania     | Visegrád Four  |
| France     | Slovakia    | Baltics        |
| Germany    | Slovenia    | Benelux        |
| Greece     | Spain       | <b>Nordics</b> |
| Hungary    | * Sweden    |                |
| Ireland    | UK          |                |



# Austria 2017 vs. Austria 2007 EU28 2017

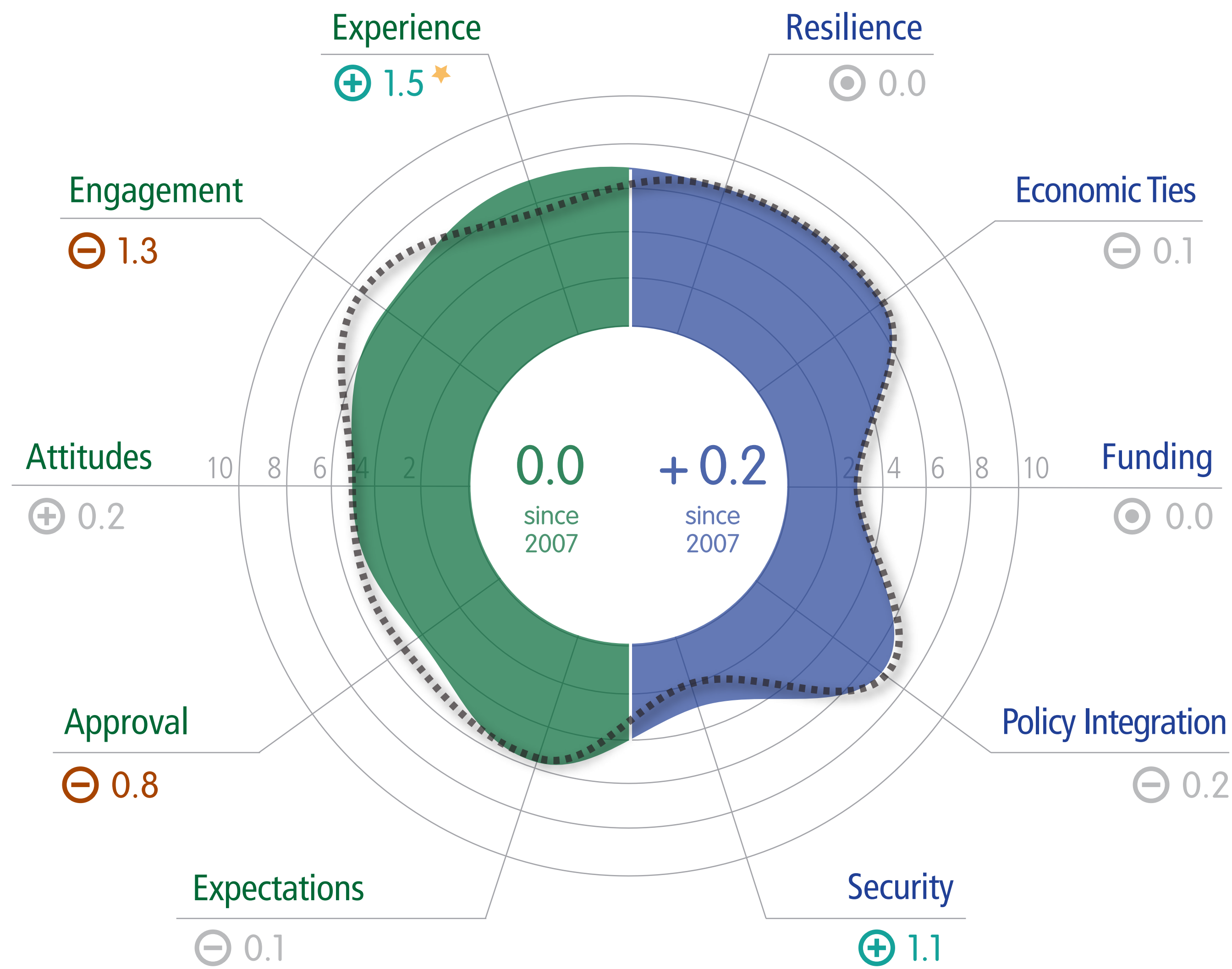
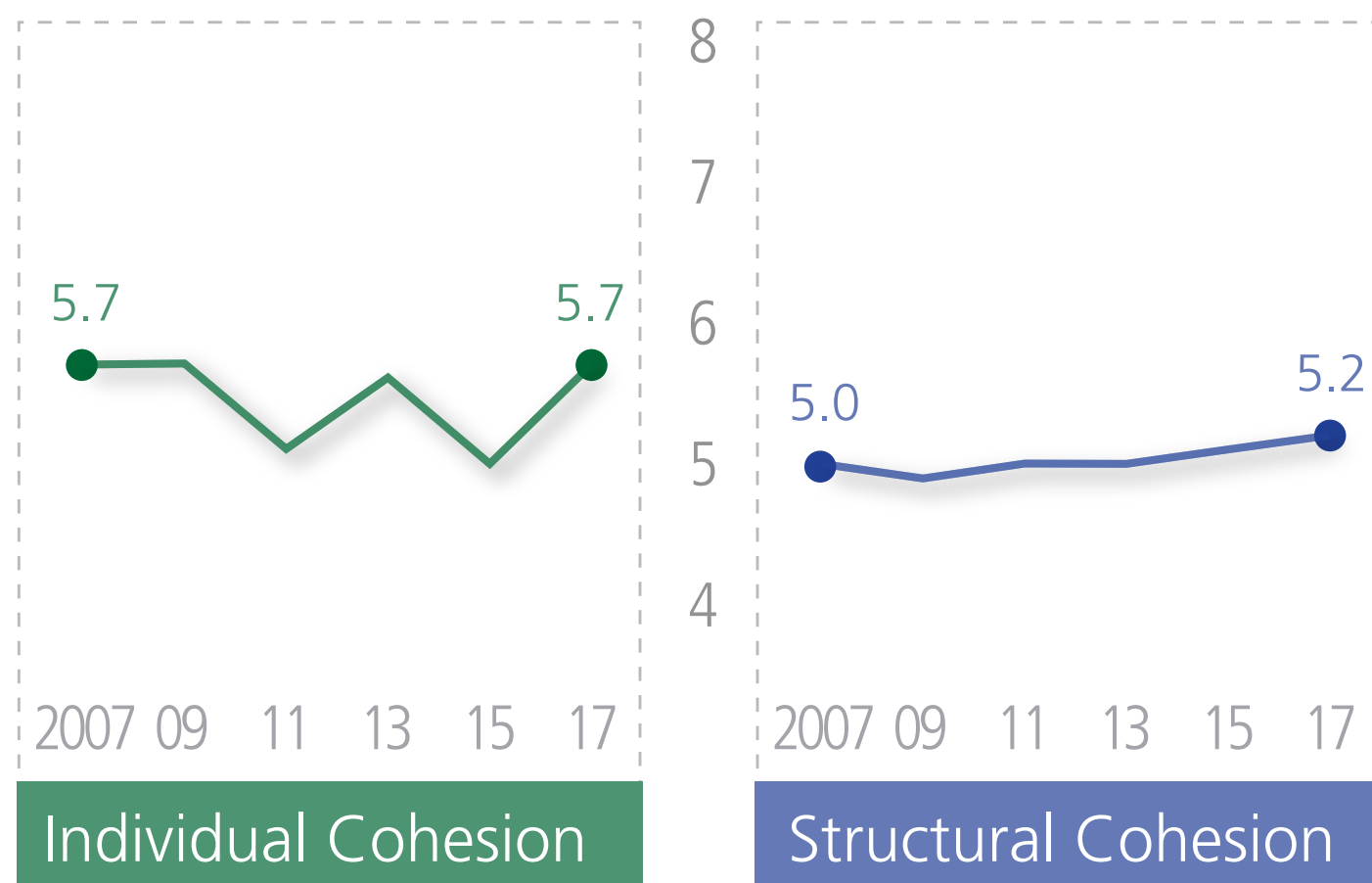
*i* Overall Results



- |                |             |                  |
|----------------|-------------|------------------|
| <b>Austria</b> | Italy       | EU28             |
| Belgium        | Latvia      | * Eurogroup      |
| Bulgaria       | Lithuania   | New Hanse        |
| Croatia        | Luxembourg  | * Affluent Seven |
| Cyprus         | Malta       | Southern Seven   |
| Czech Rep.     | Netherlands | Big Six          |
| Denmark        | Poland      | Founding Six     |
| Estonia        | Portugal    | Southeast Four   |
| Finland        | Romania     | Visegrád Four    |
| France         | Slovakia    | Baltics          |
| Germany        | Slovenia    | Benelux          |
| Greece         | Spain       | Nordics          |
| Hungary        | Sweden      |                  |
| Ireland        | UK          |                  |

# Austria 2017 vs. Austria 2007 EU28 2017

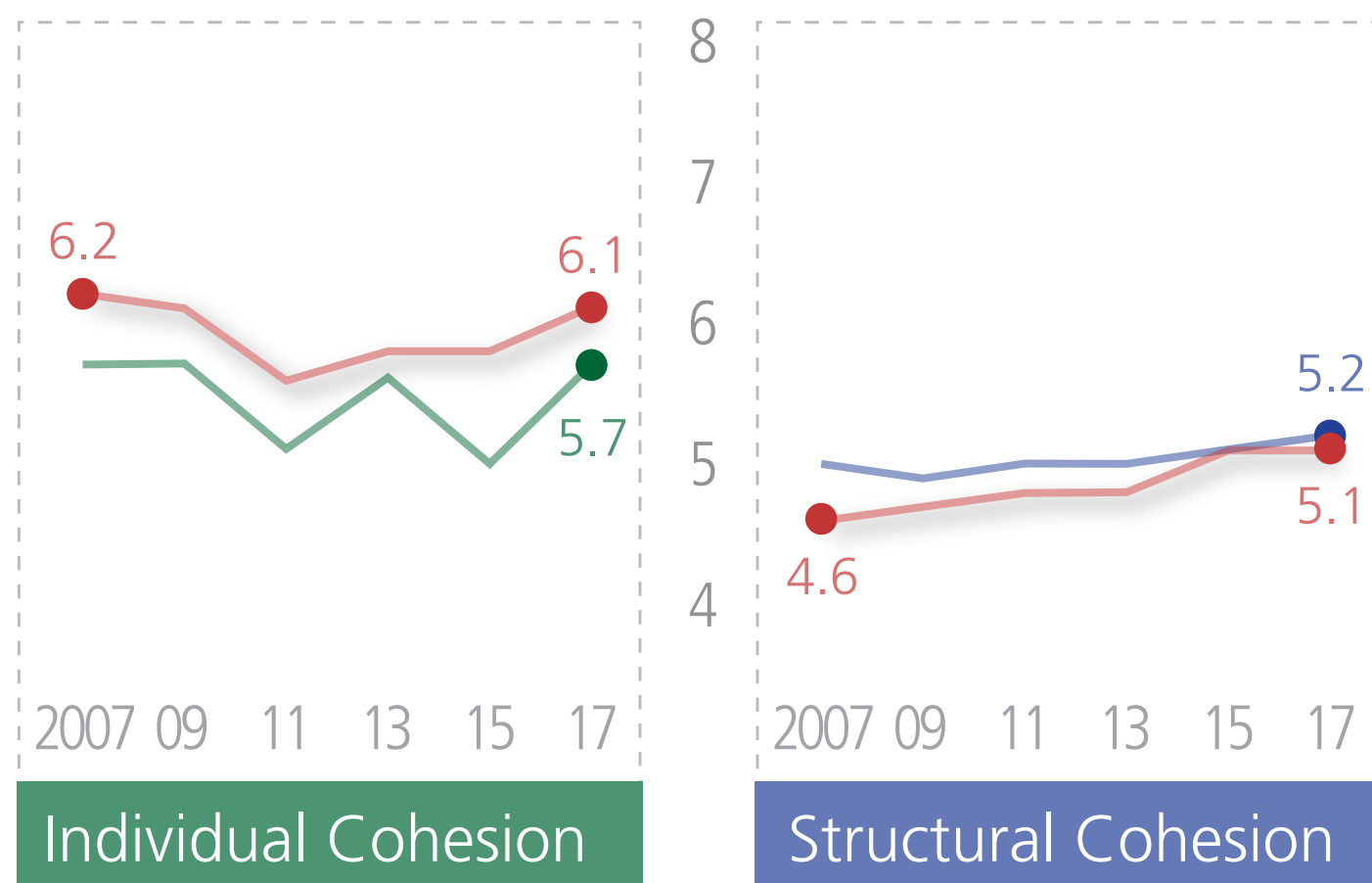
*i* Overall Results



- |                |             |                  |
|----------------|-------------|------------------|
| <b>Austria</b> | Italy       | EU28             |
| Belgium        | Latvia      | * Eurogroup      |
| Bulgaria       | Lithuania   | New Hanse        |
| Croatia        | Luxembourg  | * Affluent Seven |
| Cyprus         | Malta       | Southern Seven   |
| Czech Rep.     | Netherlands | Big Six          |
| Denmark        | Poland      | Founding Six     |
| Estonia        | Portugal    | Southeast Four   |
| Finland        | Romania     | Visegrád Four    |
| France         | Slovakia    | Baltics          |
| Germany        | Slovenia    | Benelux          |
| Greece         | Spain       | Nordics          |
| Hungary        | Sweden      |                  |
| Ireland        | UK          |                  |
- ★ Top 5 gain  
 ⚡ Bottom 5 loss

# Austria 2017 vs. Austria 2007 EU28 2017

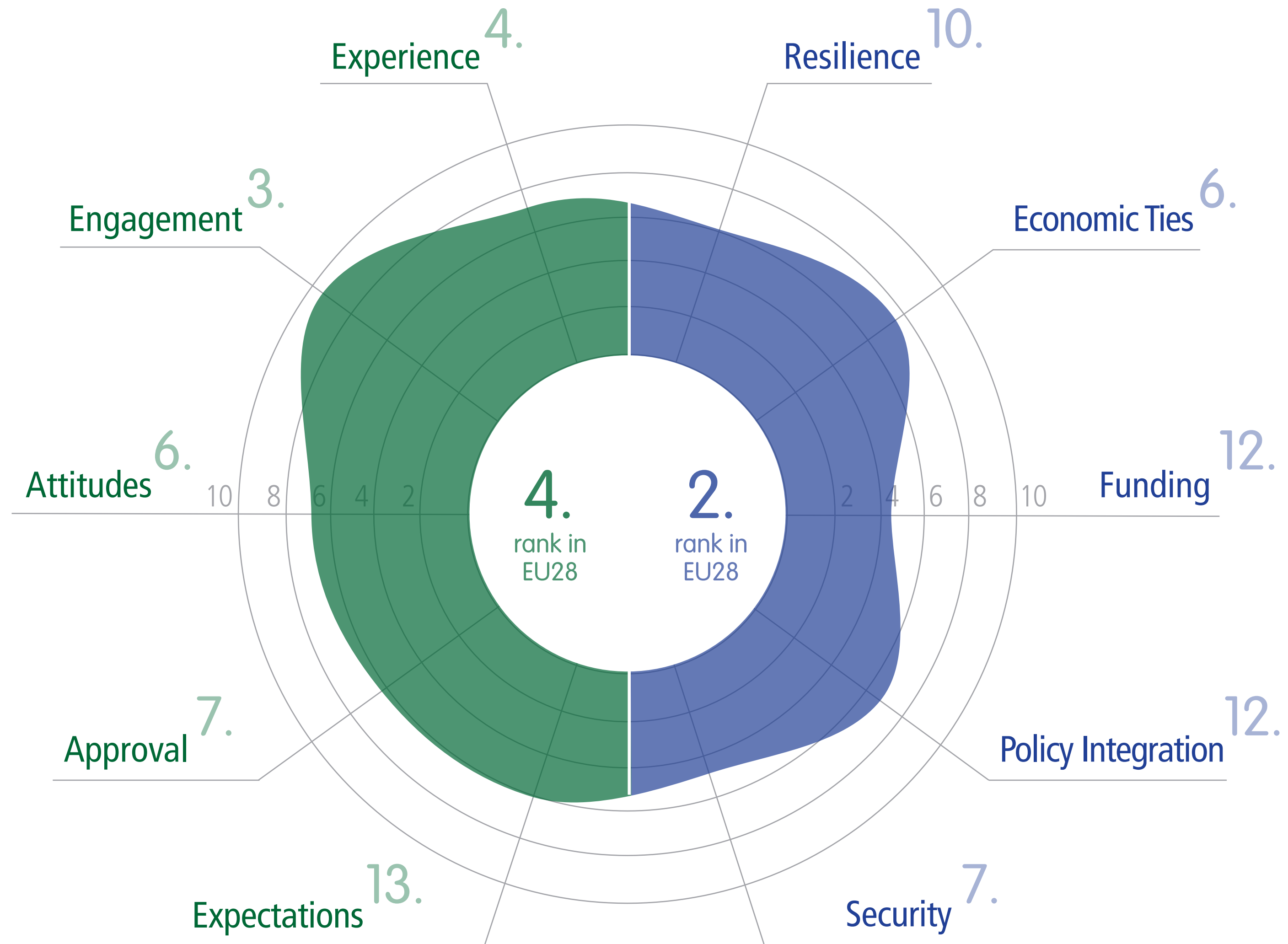
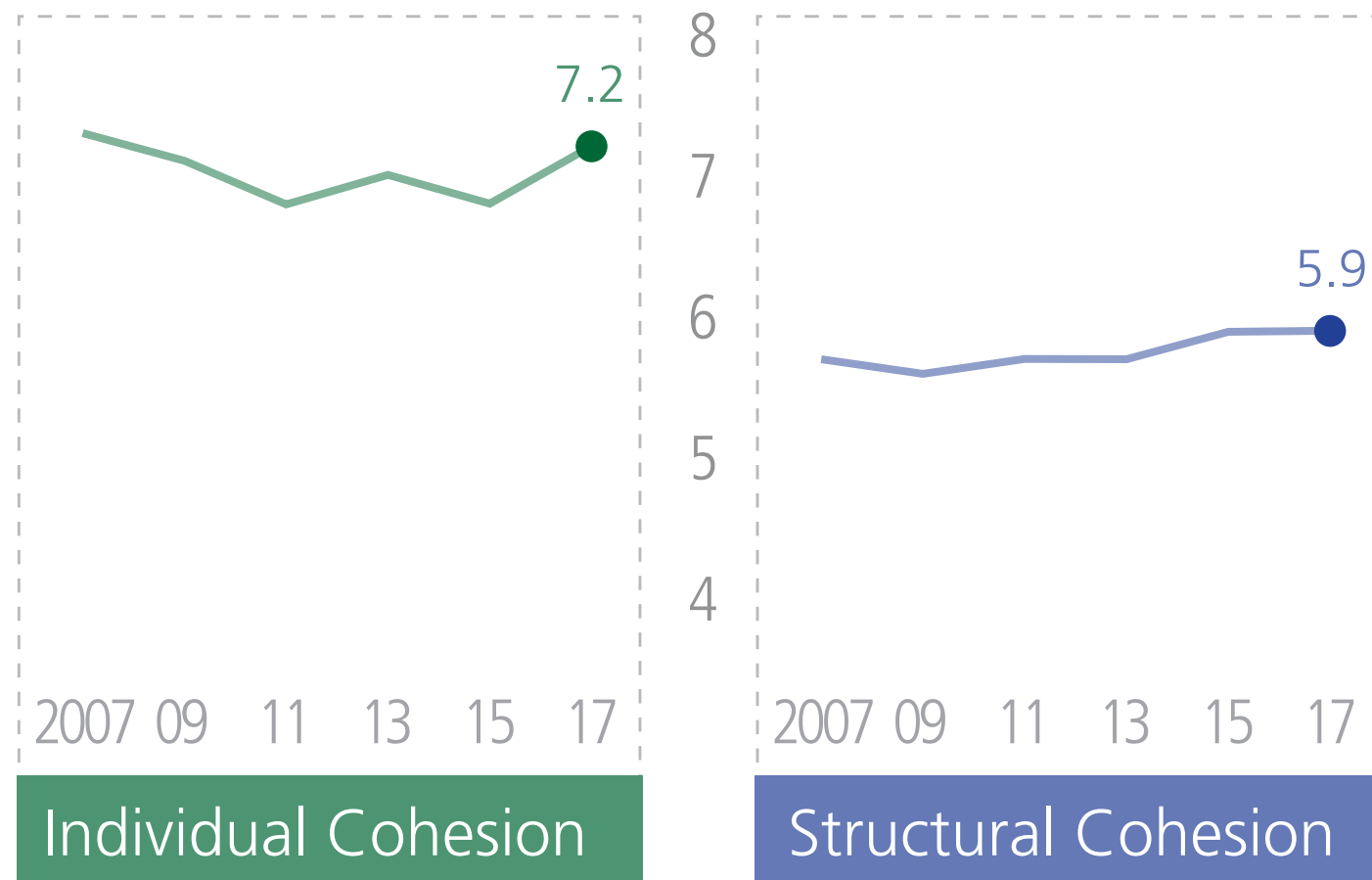
*i* Overall Results



- |                |             |                  |
|----------------|-------------|------------------|
| <b>Austria</b> | Italy       | EU28             |
| Belgium        | Latvia      | * Eurogroup      |
| Bulgaria       | Lithuania   | New Hanse        |
| Croatia        | Luxembourg  | * Affluent Seven |
| Cyprus         | Malta       | Southern Seven   |
| Czech Rep.     | Netherlands | Big Six          |
| Denmark        | Poland      | Founding Six     |
| Estonia        | Portugal    | Southeast Four   |
| Finland        | Romania     | Visegrád Four    |
| France         | Slovakia    | Baltics          |
| Germany        | Slovenia    | Benelux          |
| Greece         | Spain       | Nordics          |
| Hungary        | Sweden      |                  |
| Ireland        | UK          |                  |

# Belgium 2017 vs. Belgium 2007 EU28 2017

*i* Overall Results



- Austria
- Belgium**
- Bulgaria
- Croatia
- Cyprus
- Czech Rep.
- Denmark
- Estonia
- Finland
- France
- Germany
- Greece
- Hungary
- Ireland

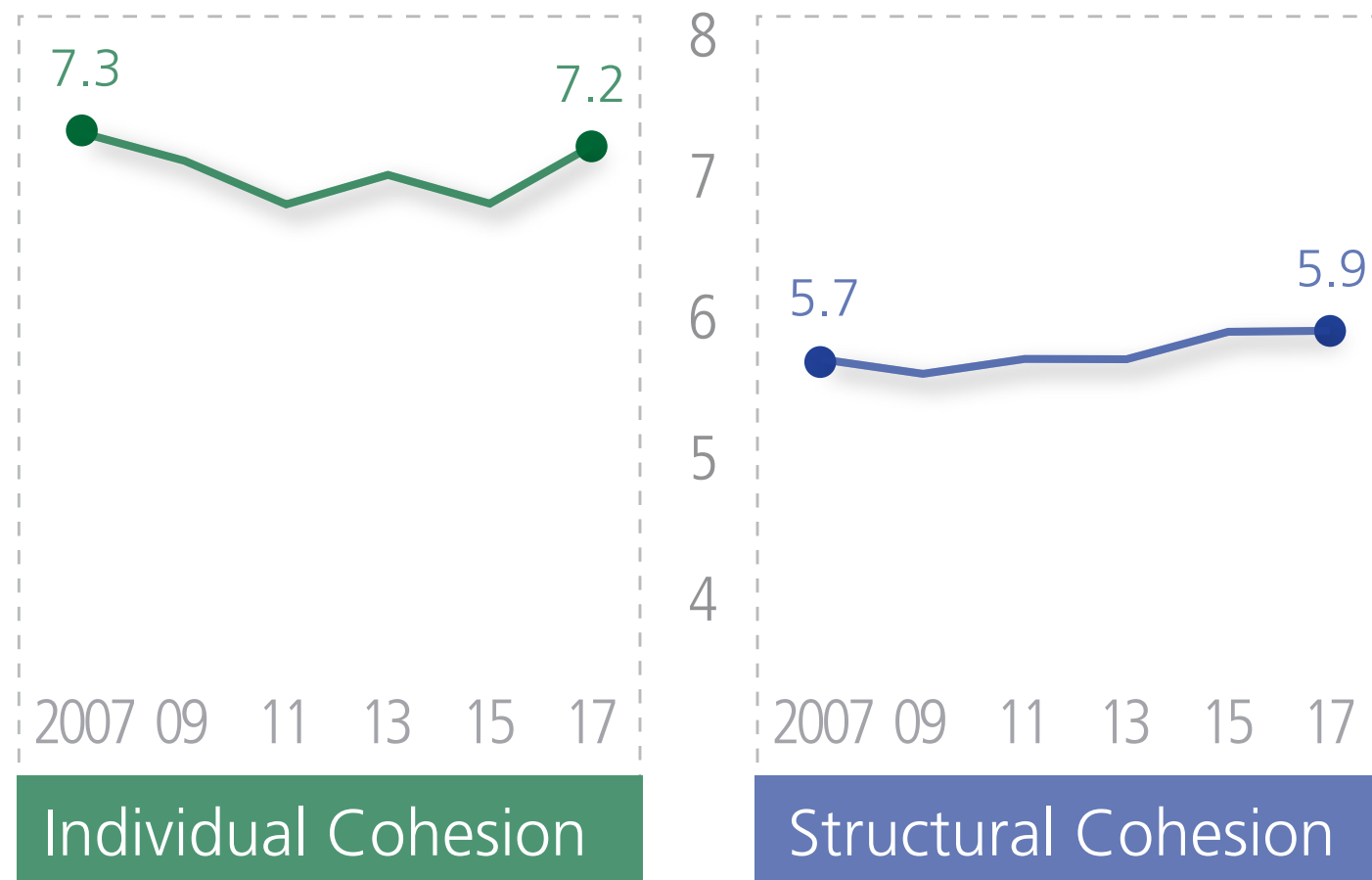
- Italy
- Latvia
- Lithuania
- Luxembourg
- Malta
- Netherlands
- Poland
- Portugal
- Romania
- Slovakia
- Slovenia
- Spain
- Sweden
- UK

- EU28
- \* Eurogroup
- New Hanse
- \* Affluent Seven
- Southern Seven
- Big Six
- \* Founding Six
- Southeast Four
- Visegrád Four
- Baltics
- \* Benelux
- Nordics



# Belgium 2017 vs. Belgium 2007 EU28 2017

*i* Overall Results



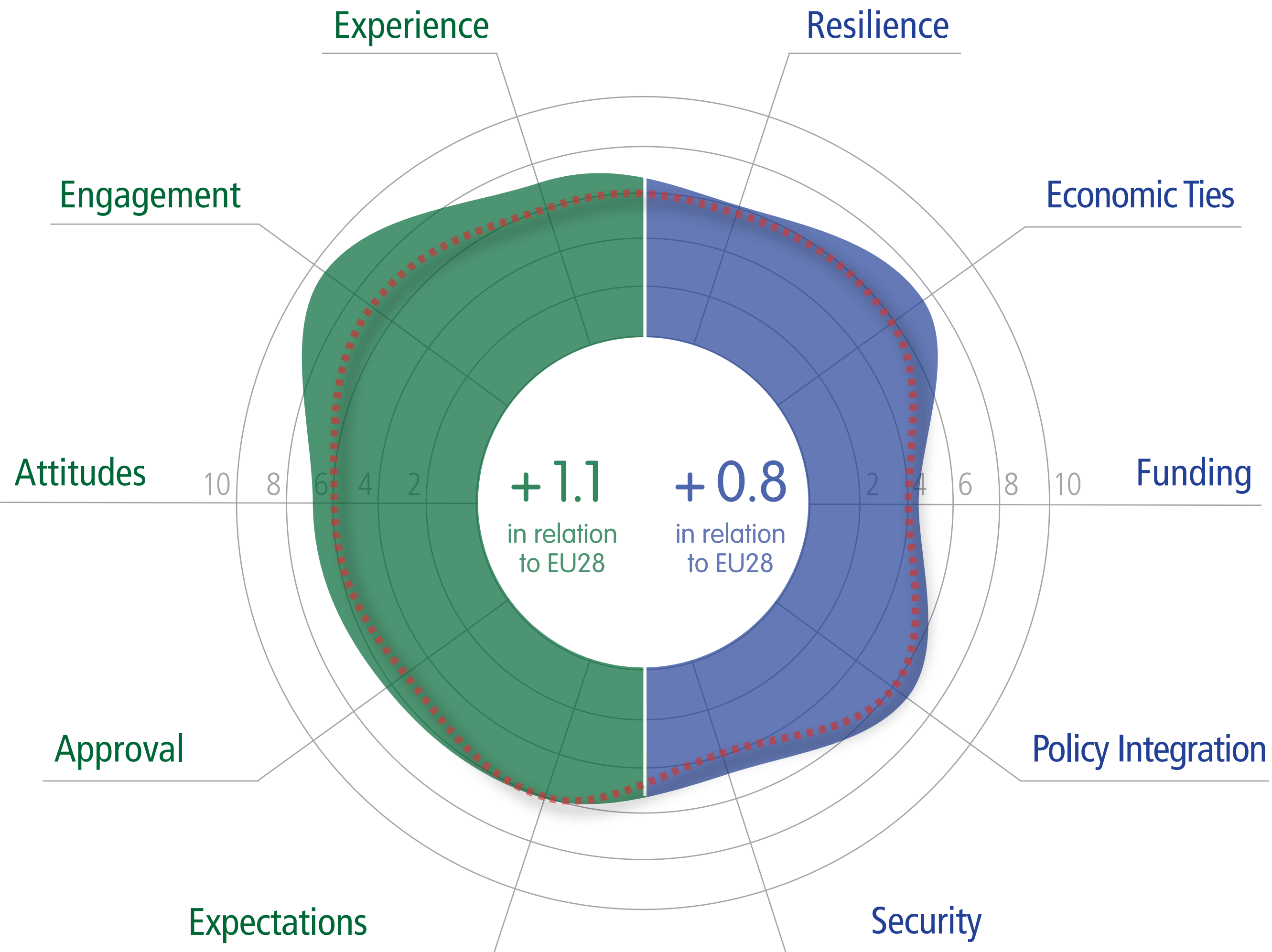
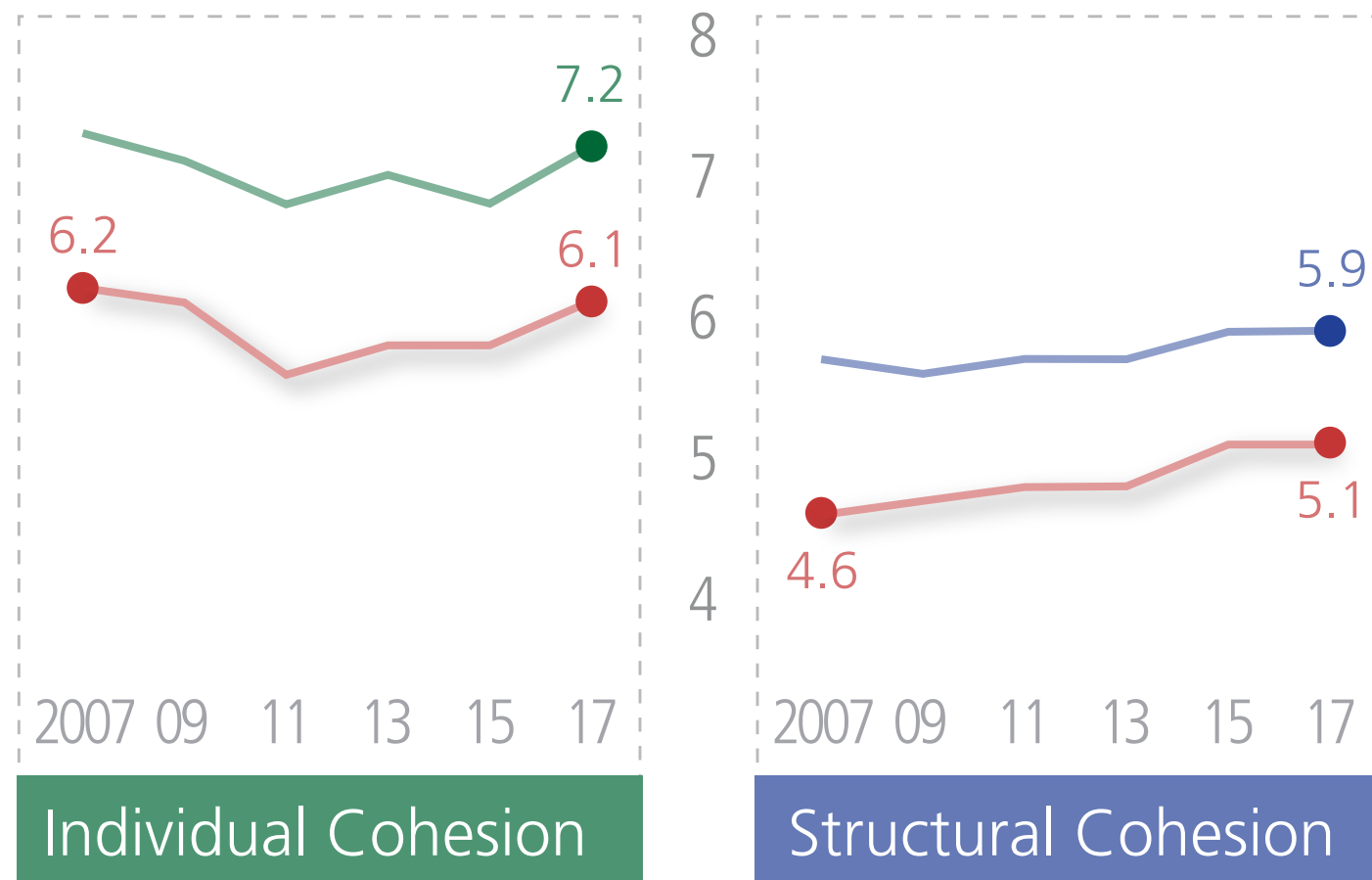
- Austria
- Belgium**
- Bulgaria
- Croatia
- Cyprus
- Czech Rep.
- Denmark
- Estonia
- Finland
- France
- Germany
- Greece
- Hungary
- Ireland

- Italy
- Latvia
- Lithuania
- Luxembourg
- Malta
- Netherlands
- Poland
- Portugal
- Romania
- Slovakia
- Slovenia
- Spain
- Sweden
- UK

- EU28
- \* Eurogroup
- New Hanse
- \* Affluent Seven
- Southern Seven
- Big Six
- \* Founding Six
- Southeast Four
- Visegrád Four
- Baltics
- \* Benelux
- Nordics
- ★ Top 5 gain
- ⚡ Bottom 5 loss

# Belgium 2017 vs. Belgium 2007 EU28 2017

*i* Overall Results



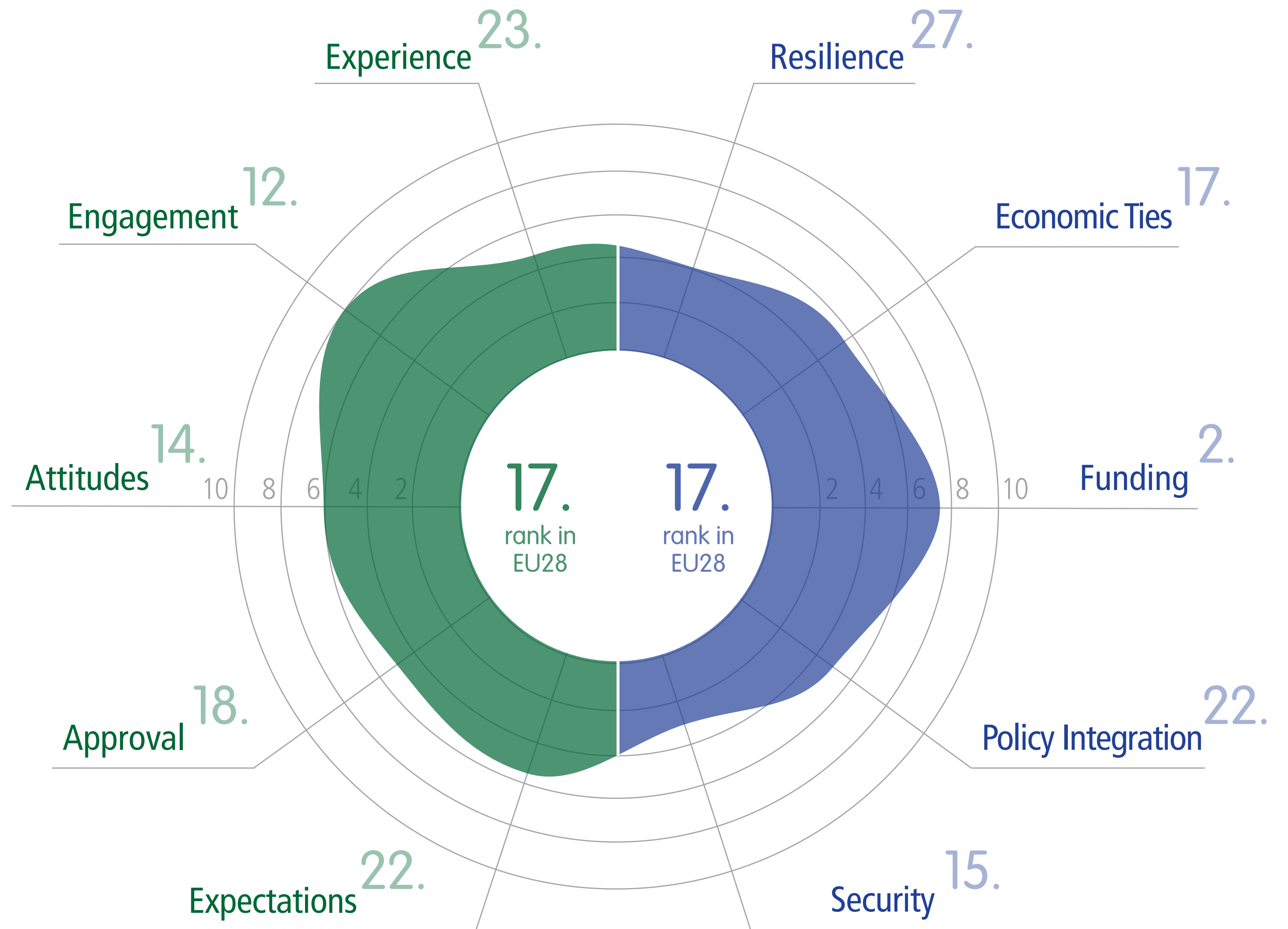
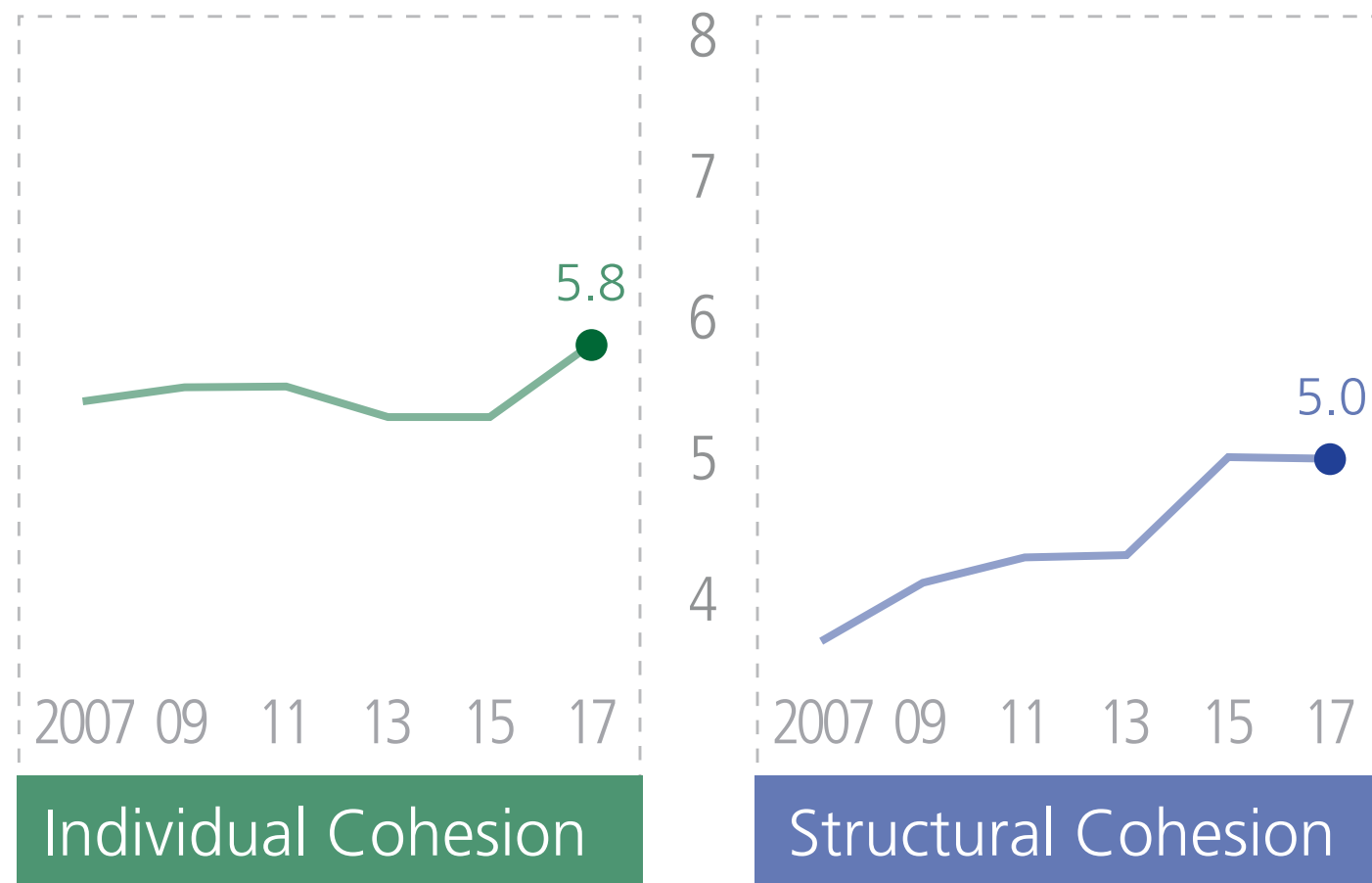
- Austria
- Belgium**
- Bulgaria
- Croatia
- Cyprus
- Czech Rep.
- Denmark
- Estonia
- Finland
- France
- Germany
- Greece
- Hungary
- Ireland

- Italy
- Latvia
- Lithuania
- Luxembourg
- Malta
- Netherlands
- Poland
- Portugal
- Romania
- Slovakia
- Slovenia
- Spain
- Sweden
- UK

- EU28
- \* Eurogroup
- New Hanse
- \* Affluent Seven
- Southern Seven
- Big Six
- \* Founding Six
- Southeast Four
- Visegrád Four
- Baltics
- \* Benelux
- Nordics

# Bulgaria 2017 vs. Bulgaria 2007 EU28 2017

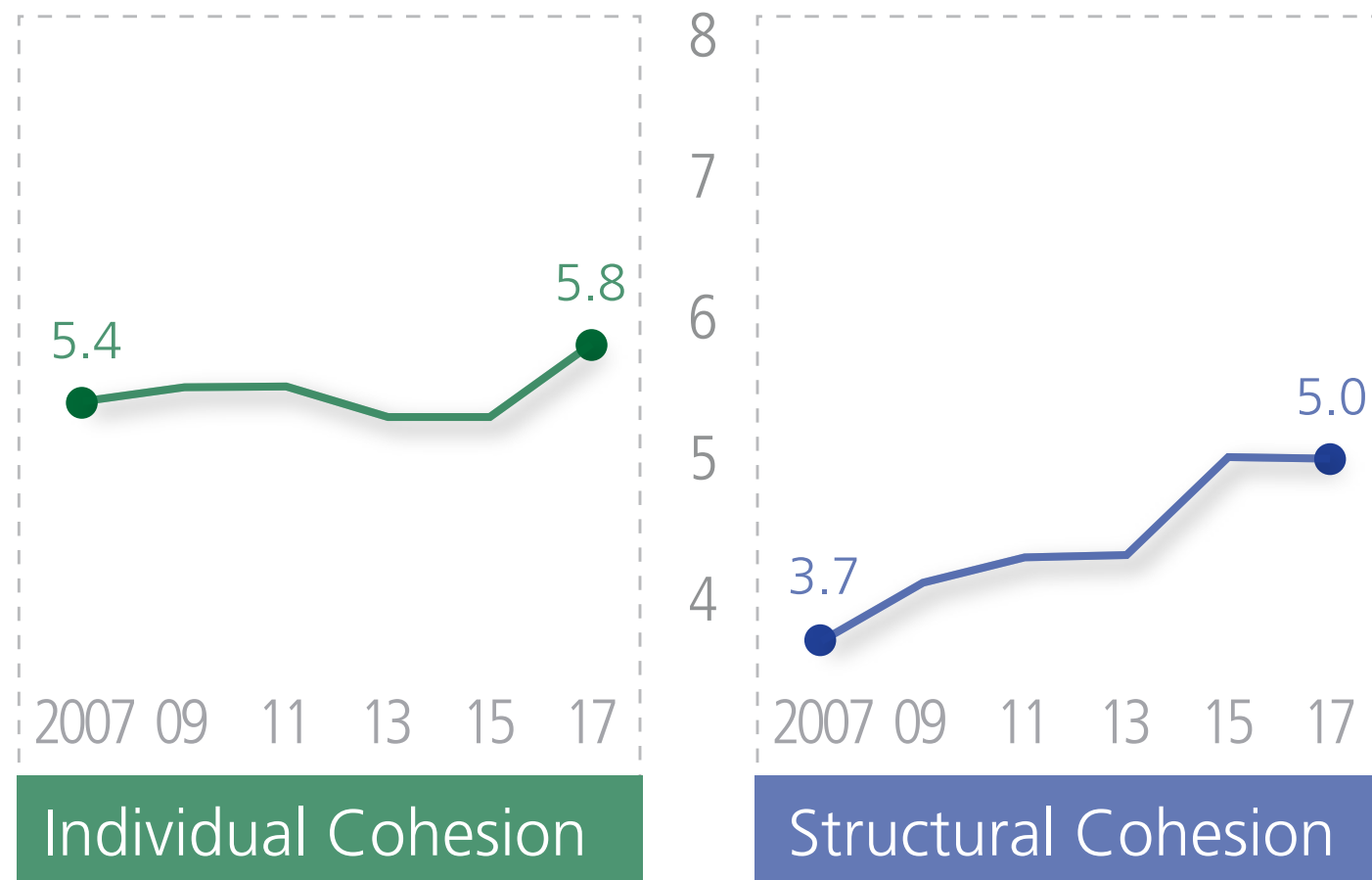
*i* Overall Results



- |                 |             |                  |
|-----------------|-------------|------------------|
| Austria         | Italy       | EU28             |
| Belgium         | Latvia      | Eurogroup        |
| <b>Bulgaria</b> | Lithuania   | New Hanse        |
| Croatia         | Luxembourg  | Affluent Seven   |
| Cyprus          | Malta       | Southern Seven   |
| Czech Rep.      | Netherlands | Big Six          |
| Denmark         | Poland      | Founding Six     |
| Estonia         | Portugal    | * Southeast Four |
| Finland         | Romania     | Visegrád Four    |
| France          | Slovakia    | Baltics          |
| Germany         | Slovenia    | Benelux          |
| Greece          | Spain       | Nordics          |
| Hungary         | Sweden      |                  |
| Ireland         | UK          |                  |

# Bulgaria 2017 vs. Bulgaria 2007 EU28 2017

*i* Overall Results



- Austria
- Belgium
- Bulgaria**
- Croatia
- Cyprus
- Czech Rep.
- Denmark
- Estonia
- Finland
- France
- Germany
- Greece
- Hungary
- Ireland

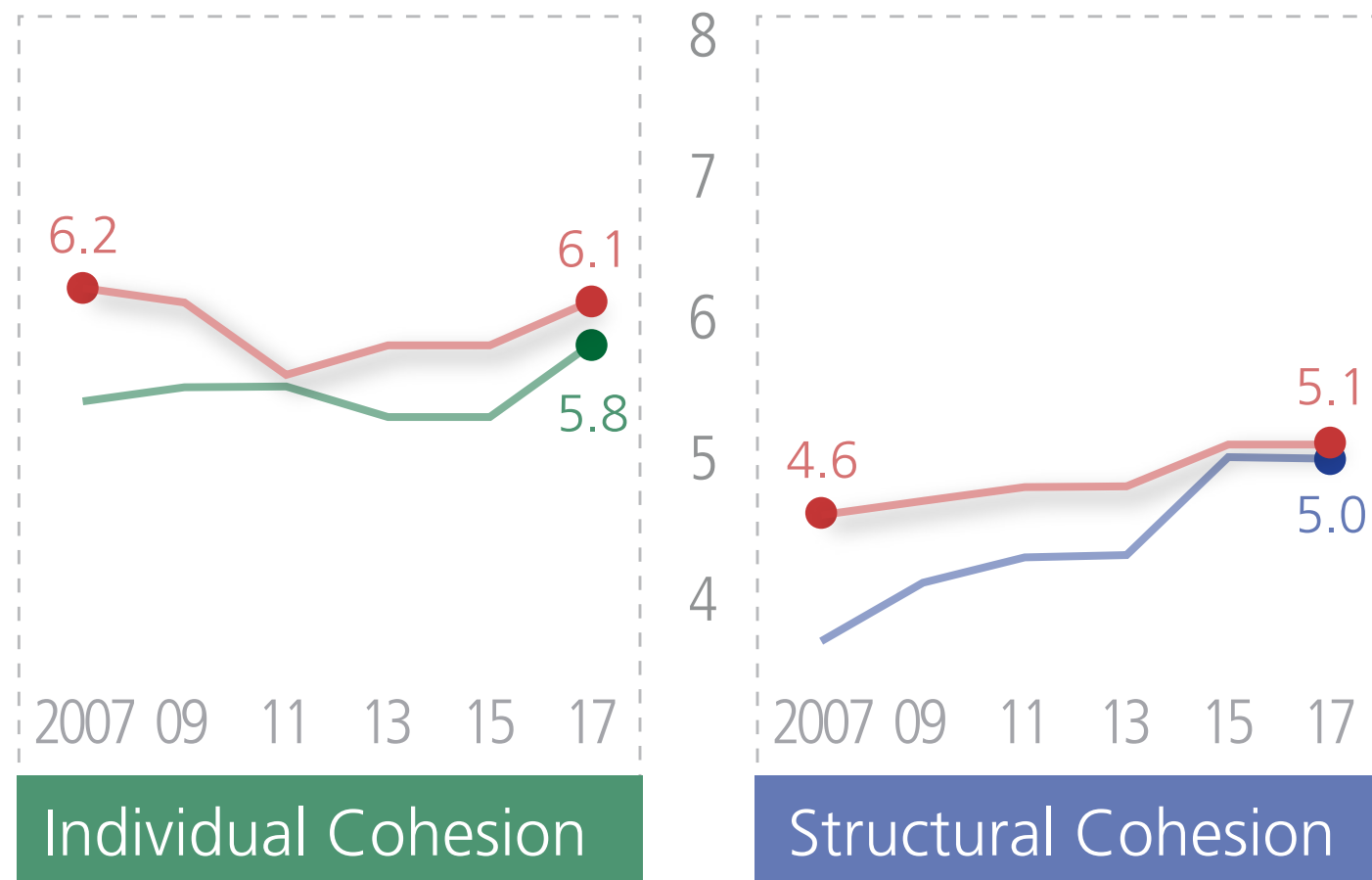
- Italy
- Latvia
- Lithuania
- Luxembourg
- Malta
- Netherlands
- Poland
- Portugal
- Romania
- Slovakia
- Slovenia
- Spain
- Sweden
- UK

- EU28
- Eurogroup
- New Hanse
- Affluent Seven
- Southern Seven
- Big Six
- Founding Six
- \* Southeast Four
- Visegrád Four
- Baltics
- Benelux
- Nordics

★ Top 5 gain  
⚡ Bottom 5 loss

# Bulgaria 2017 vs. Bulgaria 2007 EU28 2017

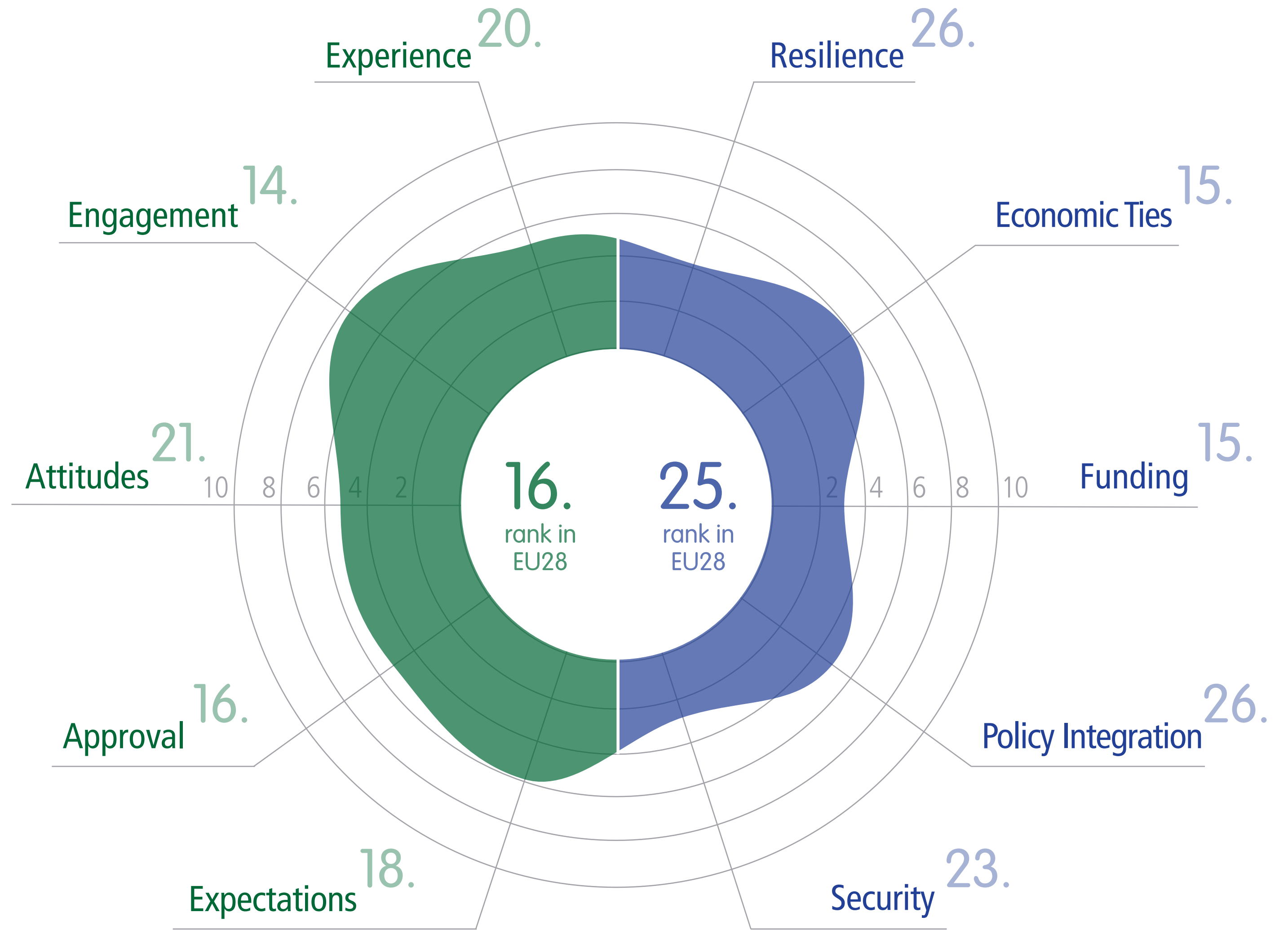
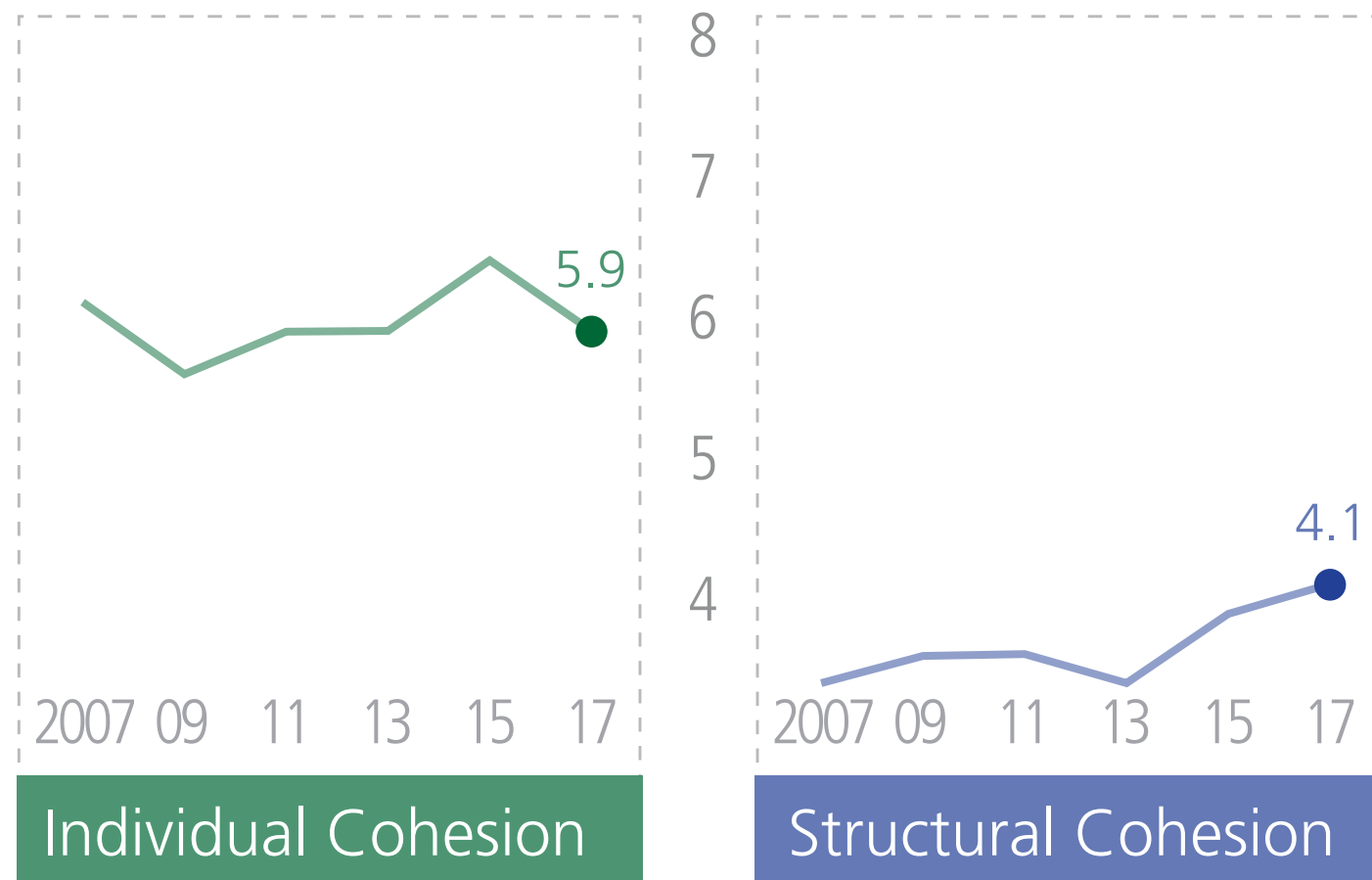
*i* Overall Results



- |                 |             |                  |
|-----------------|-------------|------------------|
| Austria         | Italy       | EU28             |
| Belgium         | Latvia      | Eurogroup        |
| <b>Bulgaria</b> | Lithuania   | New Hanse        |
| Croatia         | Luxembourg  | Affluent Seven   |
| Cyprus          | Malta       | Southern Seven   |
| Czech Rep.      | Netherlands | Big Six          |
| Denmark         | Poland      | Founding Six     |
| Estonia         | Portugal    | * Southeast Four |
| Finland         | Romania     | Visegrád Four    |
| France          | Slovakia    | Baltics          |
| Germany         | Slovenia    | Benelux          |
| Greece          | Spain       | Nordics          |
| Hungary         | Sweden      |                  |
| Ireland         | UK          |                  |

# Croatia 2017 vs. Croatia 2007 EU28 2017

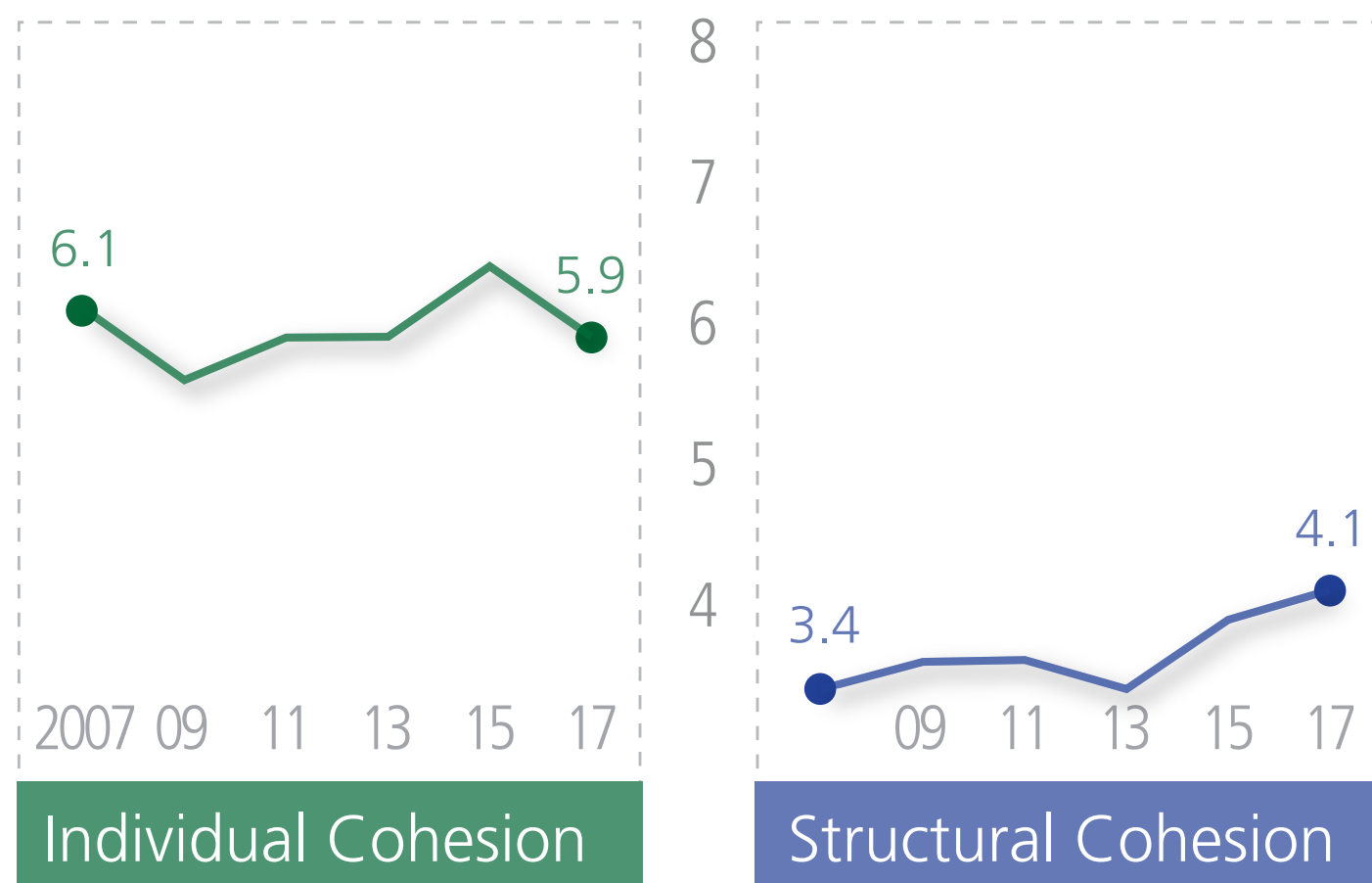
*i* Overall Results



- |                |             |                  |
|----------------|-------------|------------------|
| Austria        | Italy       | EU28             |
| Belgium        | Latvia      | Eurogroup        |
| Bulgaria       | Lithuania   | New Hanse        |
| <b>Croatia</b> | Luxembourg  | Affluent Seven   |
| Cyprus         | Malta       | Southern Seven   |
| Czech Rep.     | Netherlands | Big Six          |
| Denmark        | Poland      | Founding Six     |
| Estonia        | Portugal    | * Southeast Four |
| Finland        | Romania     | Visegrád Four    |
| France         | Slovakia    | Baltics          |
| Germany        | Slovenia    | Benelux          |
| Greece         | Spain       | Nordics          |
| Hungary        | Sweden      |                  |
| Ireland        | UK          |                  |

# Croatia 2017 vs. Croatia 2007 EU28 2017

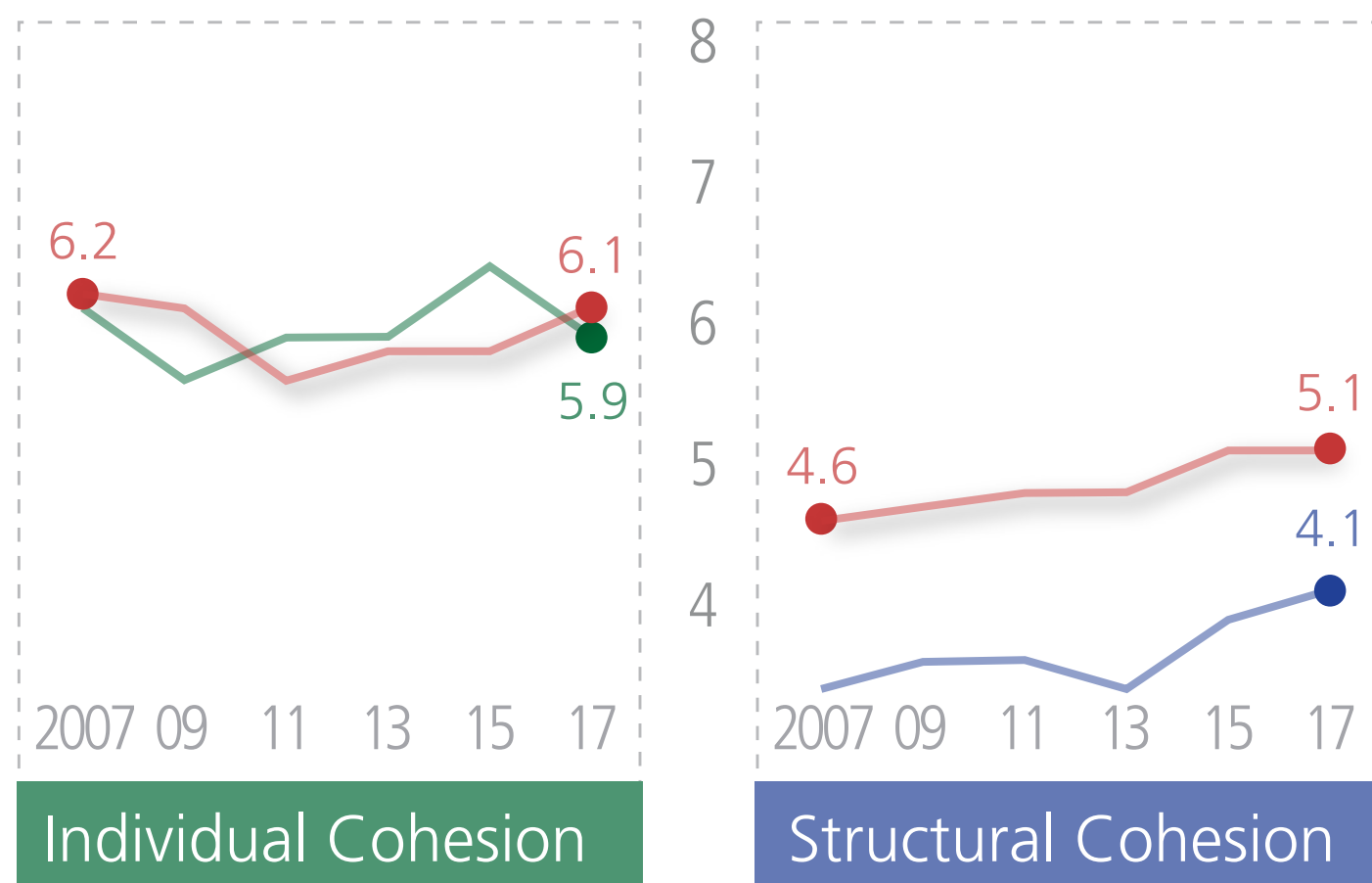
*i* Overall Results



- |                |             |                  |
|----------------|-------------|------------------|
| Austria        | Italy       | EU28             |
| Belgium        | Latvia      | Eurogroup        |
| Bulgaria       | Lithuania   | New Hanse        |
| <b>Croatia</b> | Luxembourg  | Affluent Seven   |
| Cyprus         | Malta       | Southern Seven   |
| Czech Rep.     | Netherlands | Big Six          |
| Denmark        | Poland      | Founding Six     |
| Estonia        | Portugal    | * Southeast Four |
| Finland        | Romania     | Visegrád Four    |
| France         | Slovakia    | Baltics          |
| Germany        | Slovenia    | Benelux          |
| Greece         | Spain       | Nordics          |
| Hungary        | Sweden      |                  |
| Ireland        | UK          |                  |
- \* Top 5 gain  
 ⚡ Bottom 5 loss

# Croatia 2017 vs. Croatia 2007 EU28 2017

*i* Overall Results

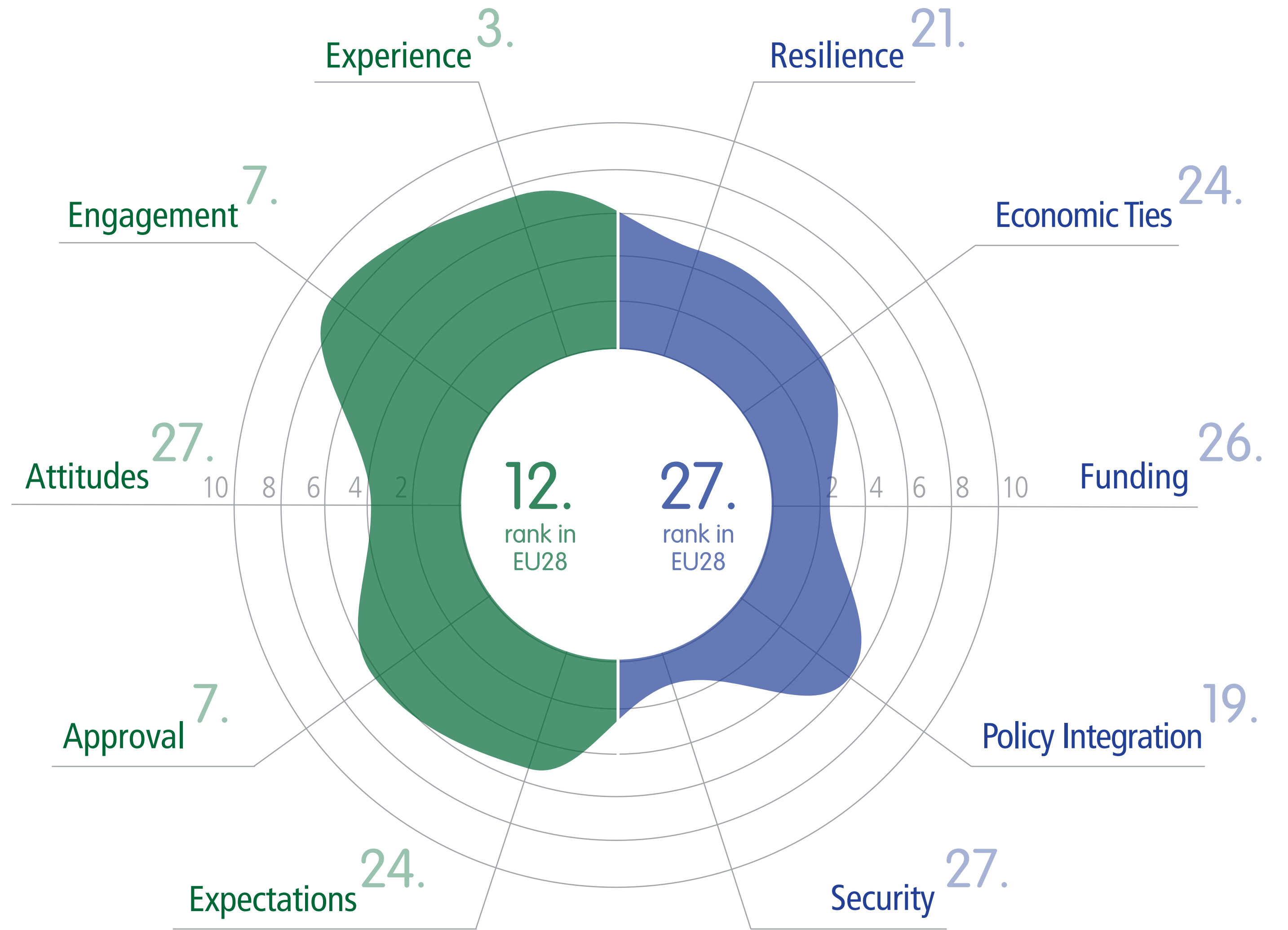
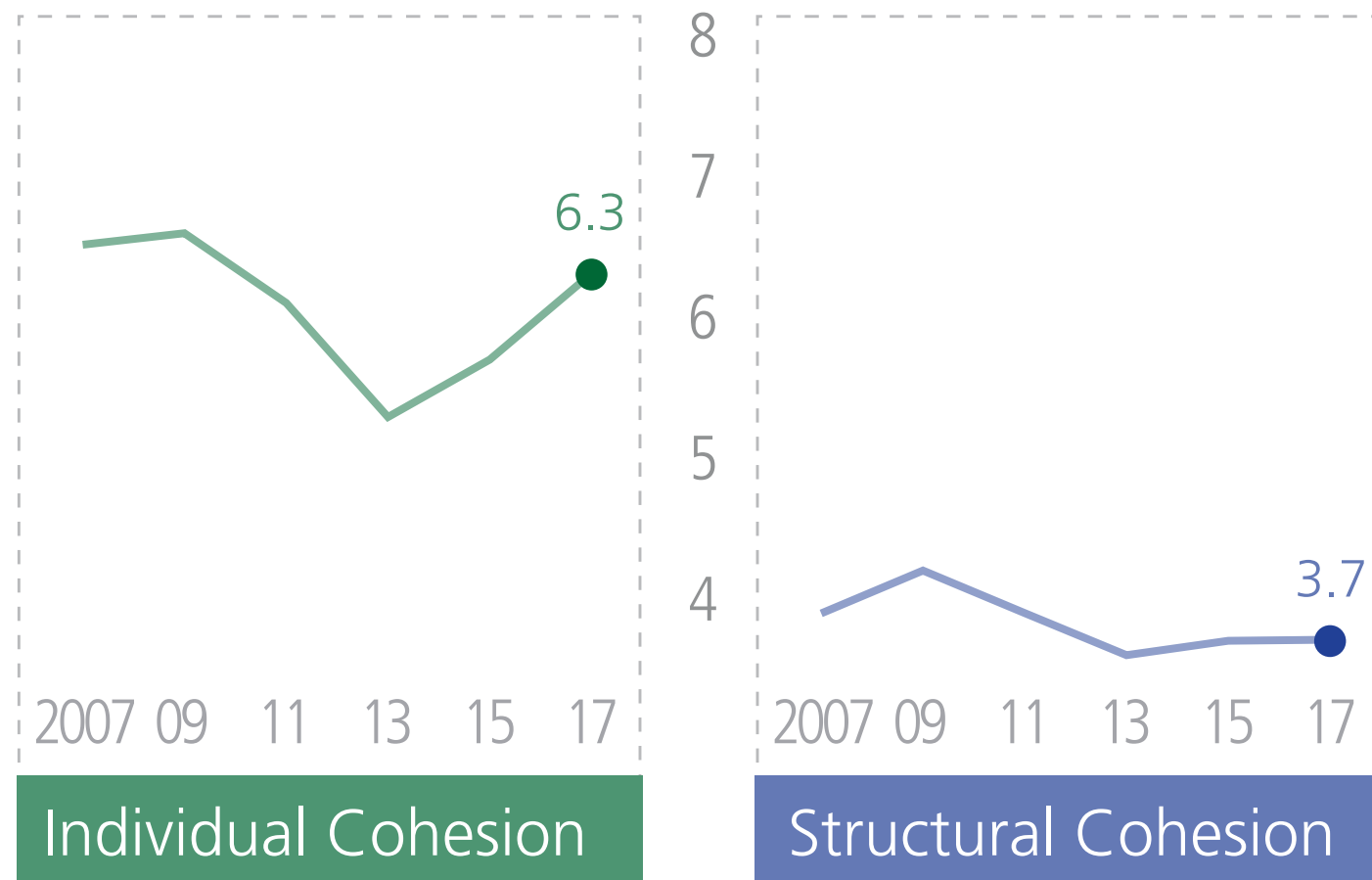


- |                |             |                  |
|----------------|-------------|------------------|
| Austria        | Italy       | EU28             |
| Belgium        | Latvia      | Eurogroup        |
| Bulgaria       | Lithuania   | New Hanse        |
| <b>Croatia</b> | Luxembourg  | Affluent Seven   |
| Cyprus         | Malta       | Southern Seven   |
| Czech Rep.     | Netherlands | Big Six          |
| Denmark        | Poland      | Founding Six     |
| Estonia        | Portugal    | * Southeast Four |
| Finland        | Romania     | Visegrád Four    |
| France         | Slovakia    | Baltics          |
| Germany        | Slovenia    | Benelux          |
| Greece         | Spain       | Nordics          |
| Hungary        | Sweden      |                  |
| Ireland        | UK          |                  |



# Cyprus 2017 vs. Cyprus 2007 EU28 2017

*i* Overall Results

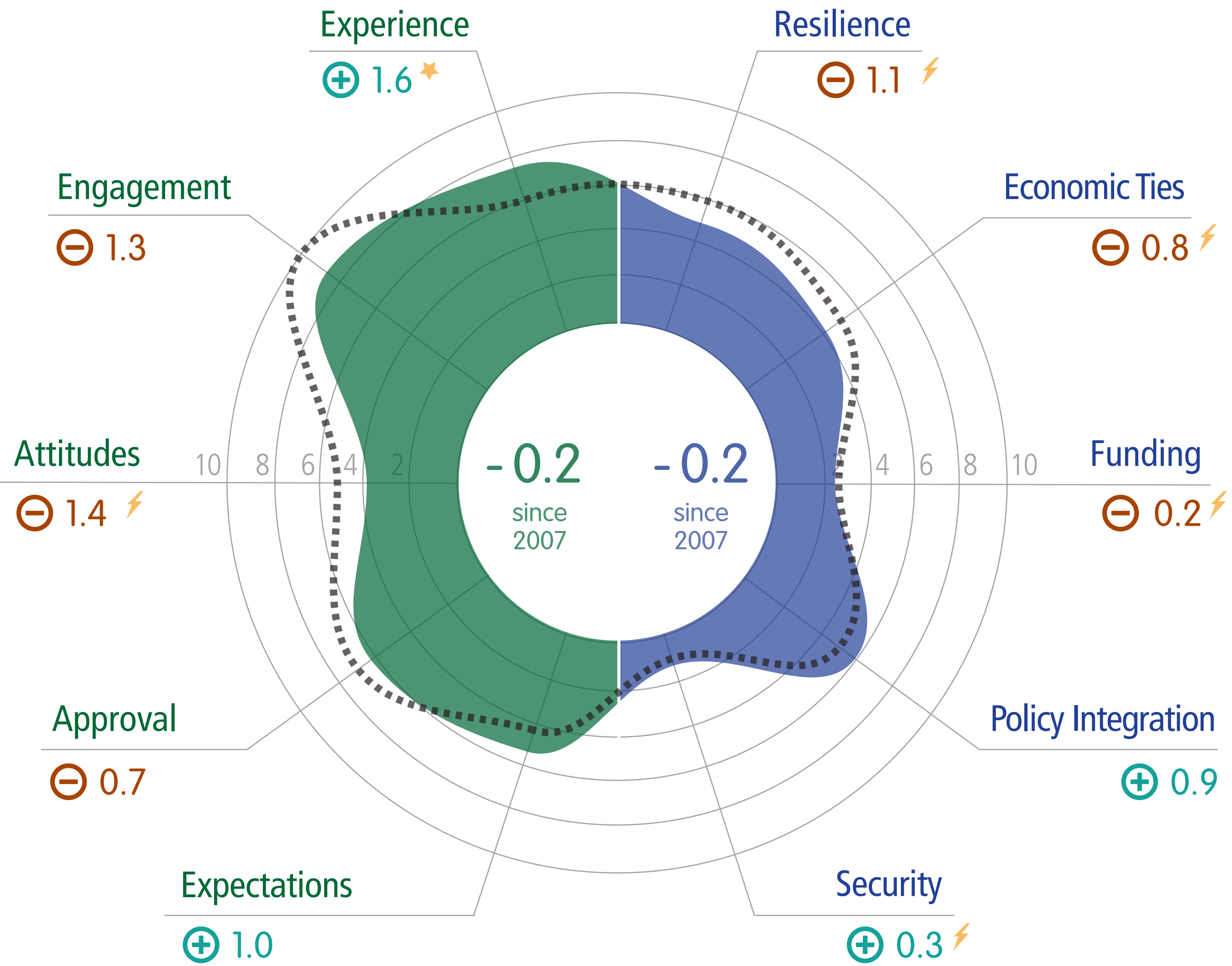
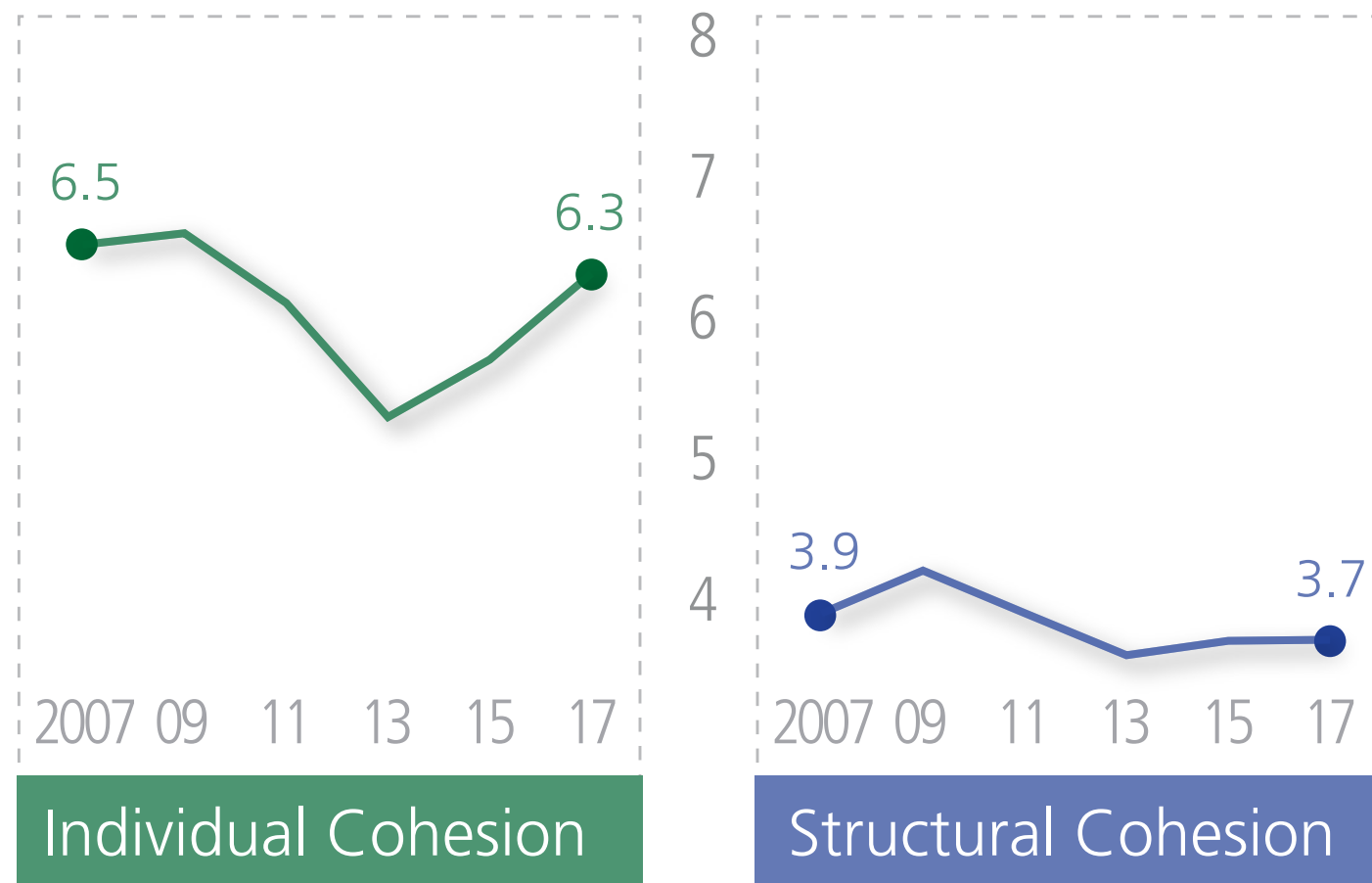


- Austria
- Belgium
- Bulgaria
- Croatia
- Cyprus**
- Czech Rep.
- Denmark
- Estonia
- Finland
- France
- Germany
- Greece
- Hungary
- Ireland
- Italy
- Latvia
- Lithuania
- Luxembourg
- Malta
- Netherlands
- Poland
- Portugal
- Romania
- Slovakia
- Slovenia
- Spain
- Sweden
- UK

- EU28
- \* Eurogroup
- New Hanse
- Affluent Seven
- \* Southern Seven
- Big Six
- Founding Six
- Southeast Four
- Visegrád Four
- Baltics
- Benelux
- Nordics

# Cyprus 2017 vs. Cyprus 2007 EU28 2017

*i* Overall Results



- Austria
- Belgium
- Bulgaria
- Croatia
- Cyprus**
- Czech Rep.
- Denmark
- Estonia
- Finland
- France
- Germany
- Greece
- Hungary
- Ireland

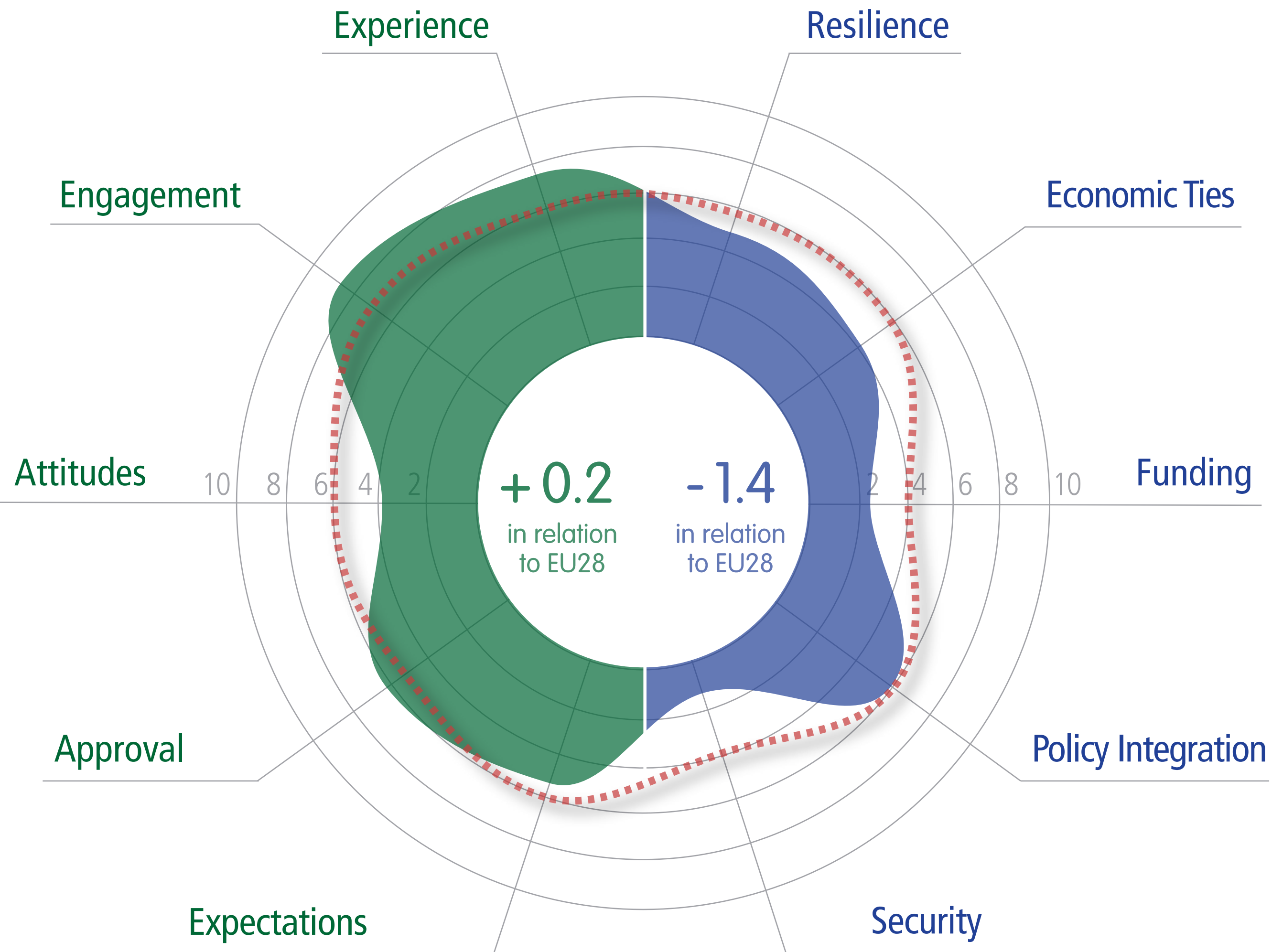
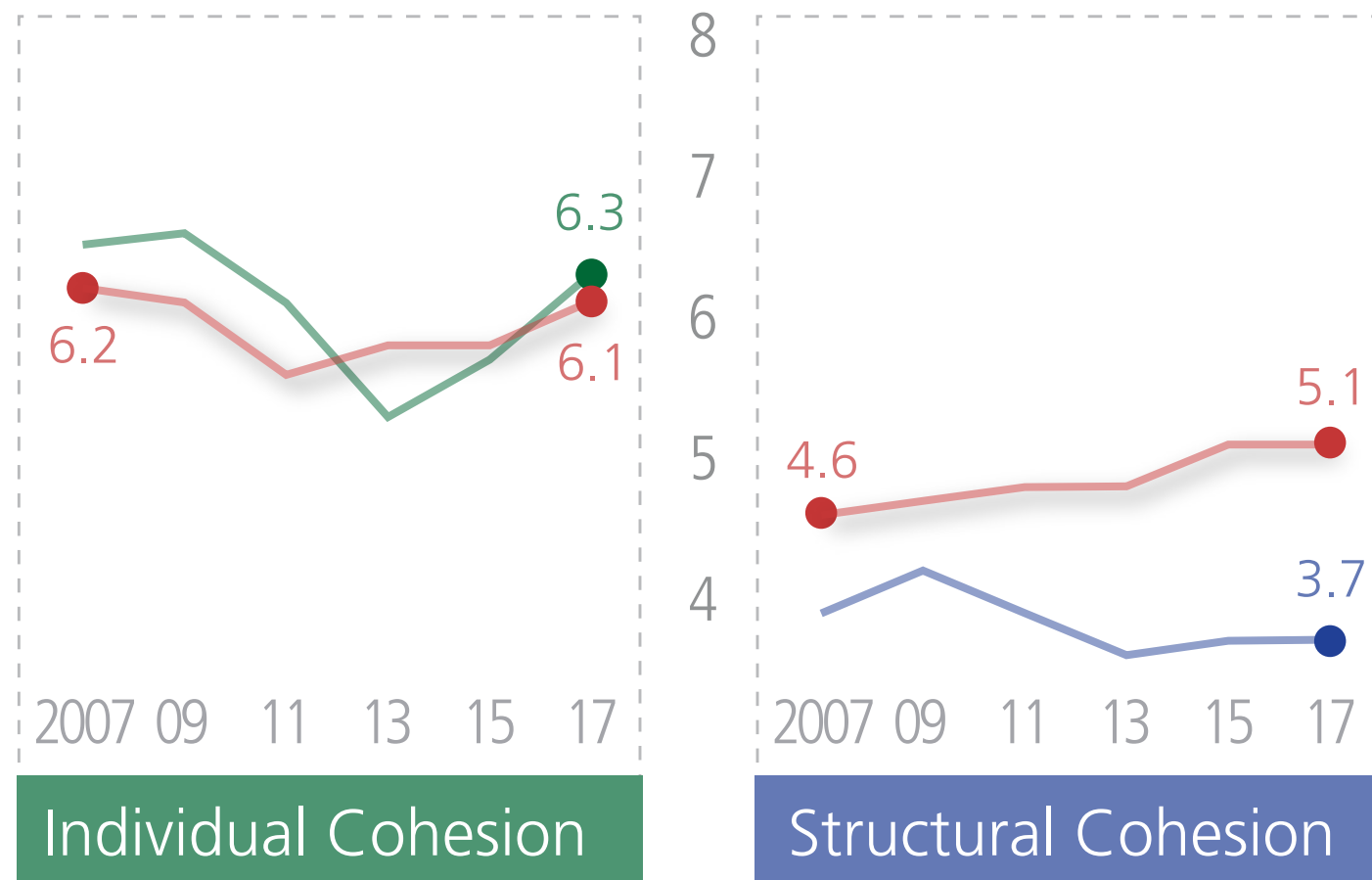
- Italy
- Latvia
- Lithuania
- Luxembourg
- Malta
- Netherlands
- Poland
- Portugal
- Romania
- Slovakia
- Slovenia
- Spain
- Sweden
- UK

- EU28
  - \* Eurogroup
  - New Hanse
  - Affluent Seven
  - \* Southern Seven
  - Big Six
  - Founding Six
  - Southeast Four
  - Visegrád Four
  - Baltics
  - Benelux
  - Nordics
- ★ Top 5 gain  
⚡ Bottom 5 loss

# Cyprus 2017 vs. Cyprus 2007

# EU28 2017

*i* Overall Results



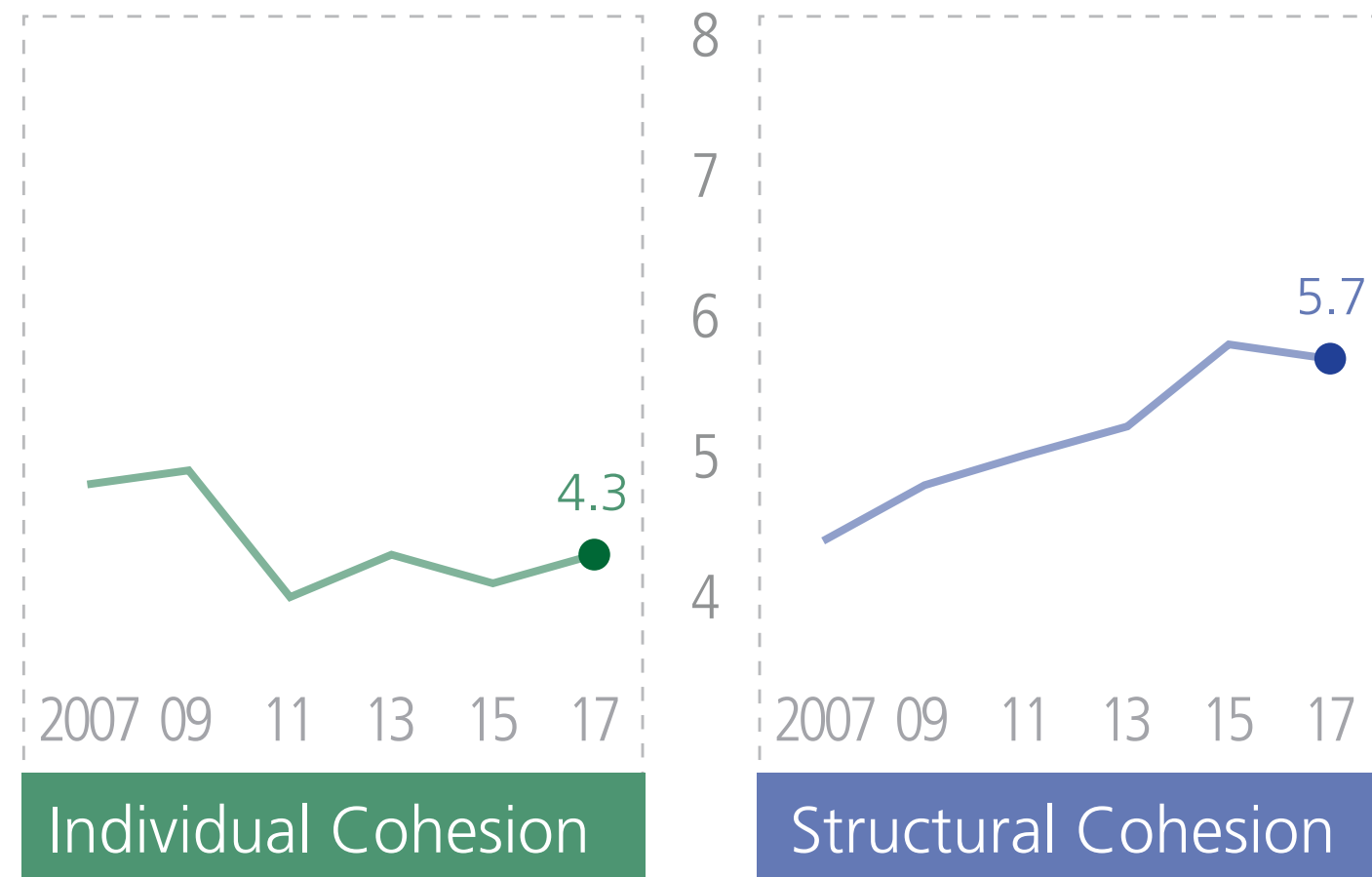
- Austria
- Belgium
- Bulgaria
- Croatia
- Cyprus**
- Czech Rep.
- Denmark
- Estonia
- Finland
- France
- Germany
- Greece
- Hungary
- Ireland

- Italy
- Latvia
- Lithuania
- Luxembourg
- Malta
- Netherlands
- Poland
- Portugal
- Romania
- Slovakia
- Slovenia
- Spain
- Sweden
- UK

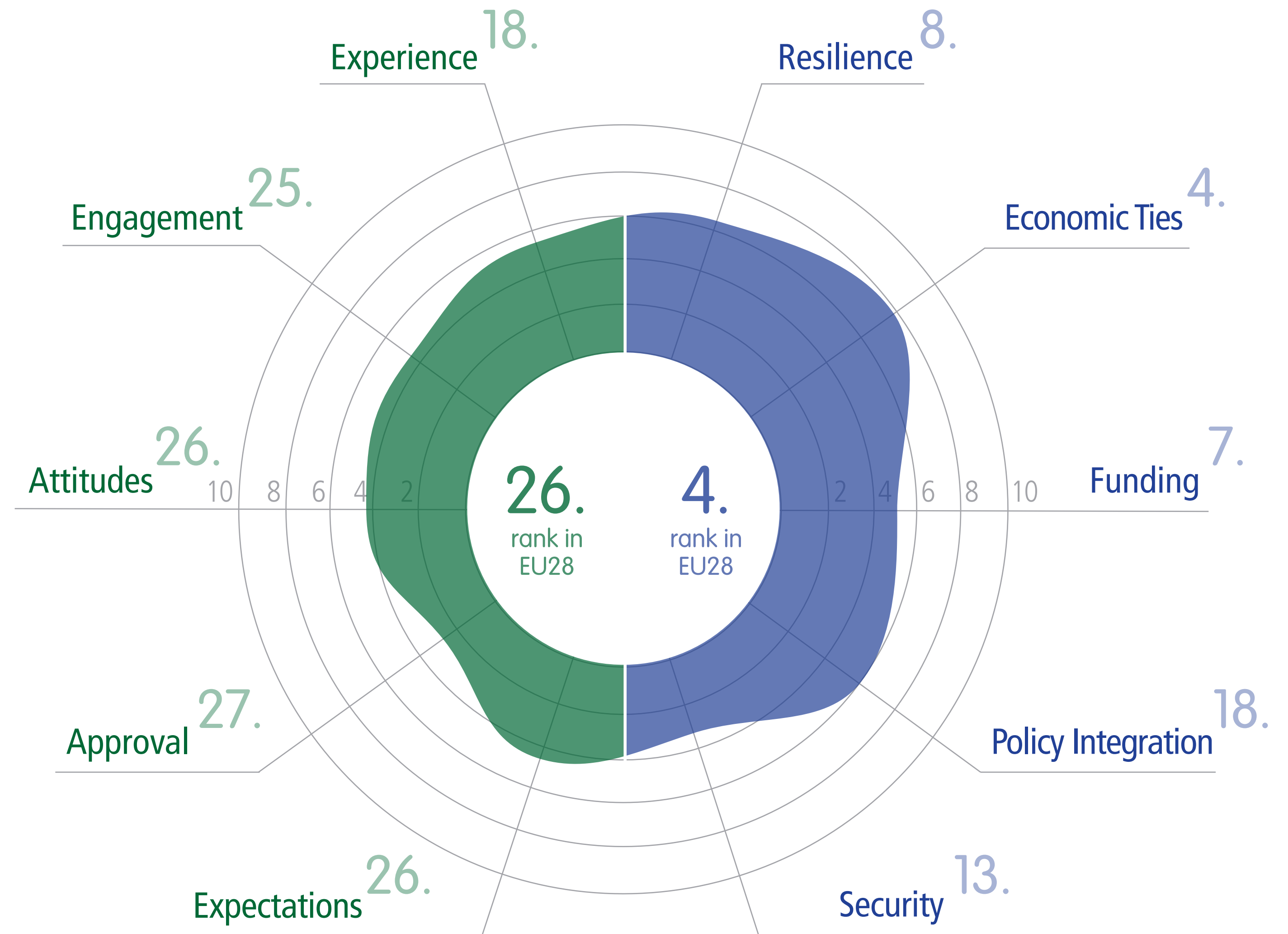
- EU28
- \* Eurogroup
- New Hanse
- Affluent Seven
- \* Southern Seven
- Big Six
- Founding Six
- Southeast Four
- Visegrád Four
- Baltics
- Benelux
- Nordics

# Czech Rep. 2017 vs. Czech Rep. 2007 EU28 2017

*i* Overall Results

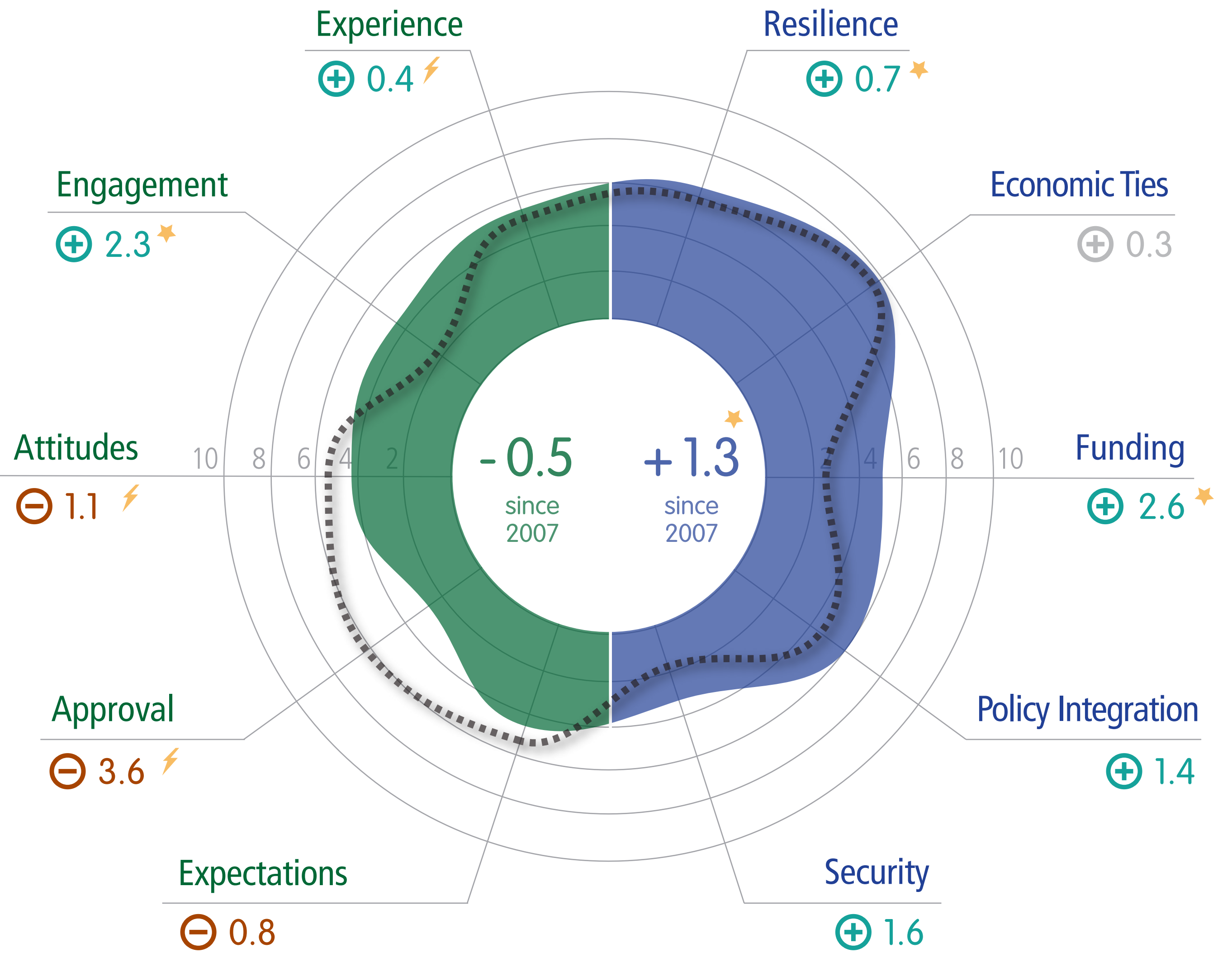
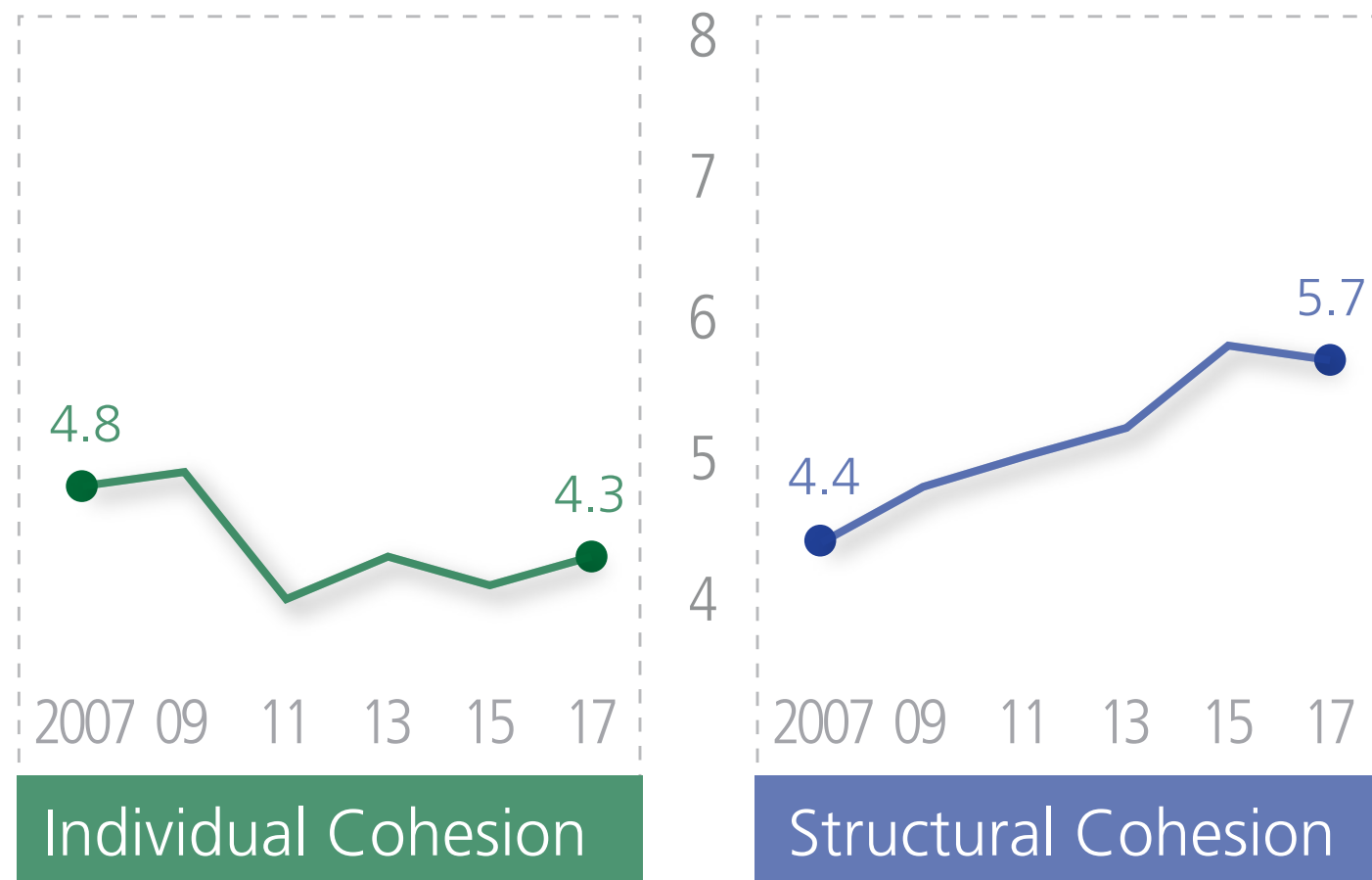


- |                   |             |                 |
|-------------------|-------------|-----------------|
| Austria           | Italy       | EU28            |
| Belgium           | Latvia      | Eurogroup       |
| Bulgaria          | Lithuania   | New Hanse       |
| Croatia           | Luxembourg  | Affluent Seven  |
| Cyprus            | Malta       | Southern Seven  |
| <b>Czech Rep.</b> | Netherlands | Big Six         |
| Denmark           | Poland      | Founding Six    |
| Estonia           | Portugal    | Southeast Four  |
| Finland           | Romania     | * Visegrád Four |
| France            | Slovakia    | Baltics         |
| Germany           | Slovenia    | Benelux         |
| Greece            | Spain       | Nordics         |
| Hungary           | Sweden      |                 |
| Ireland           | UK          |                 |



# Czech Rep. 2017 vs. Czech Rep. 2007 EU28 2017

*i* Overall Results



- Austria
- Belgium
- Bulgaria
- Croatia
- Cyprus
- Czech Rep.**
- Denmark
- Estonia
- Finland
- France
- Germany
- Greece
- Hungary
- Ireland

- Italy
- Latvia
- Lithuania
- Luxembourg
- Malta
- Netherlands
- Poland
- Portugal
- Romania
- Slovakia
- Slovenia
- Spain
- Sweden
- UK

- EU28
- Eurogroup
- New Hanse
- Affluent Seven
- Southern Seven
- Big Six
- Founding Six
- Southeast Four
- \* Visegrád Four
- Baltics
- Benelux
- Nordics

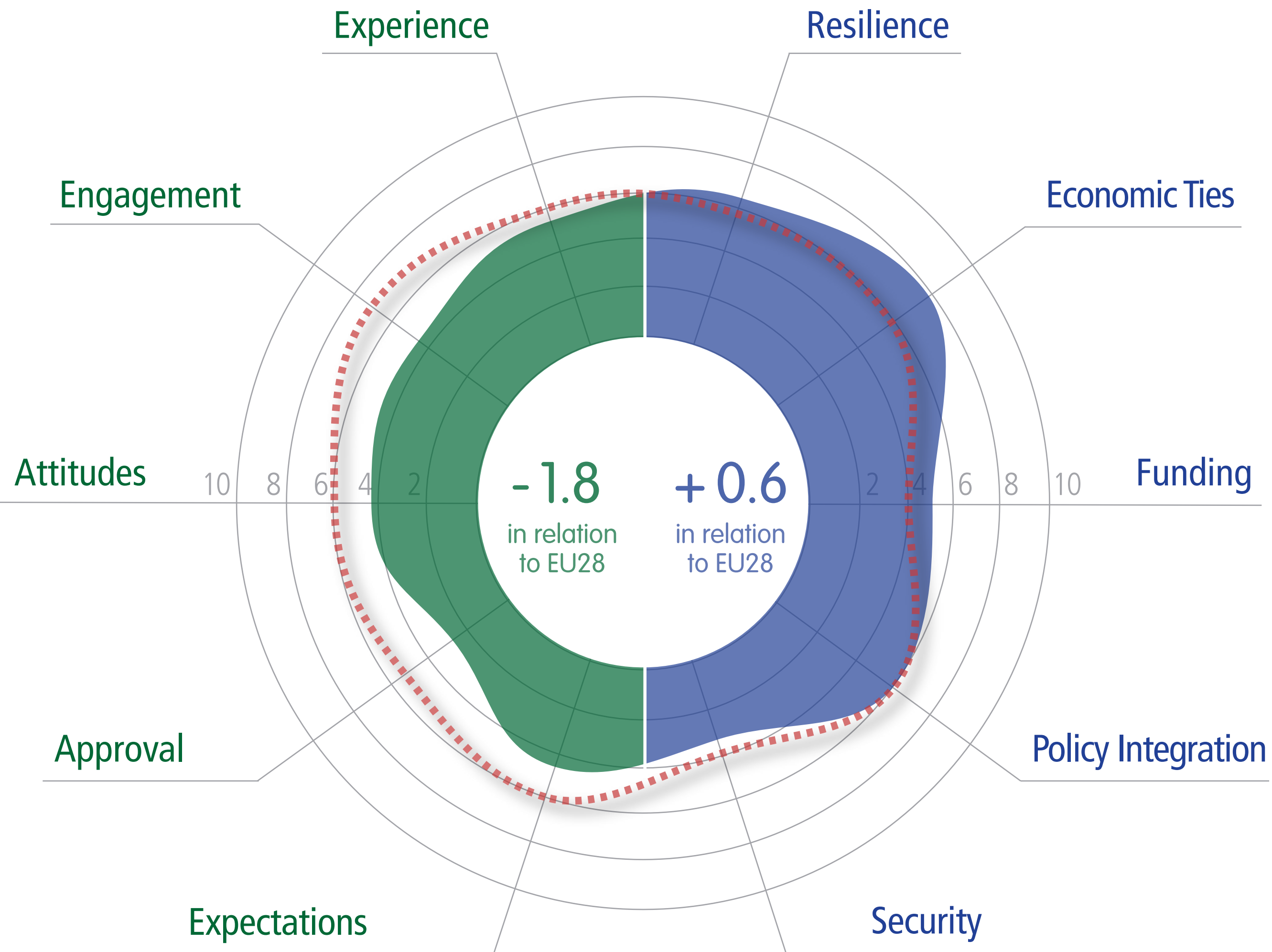
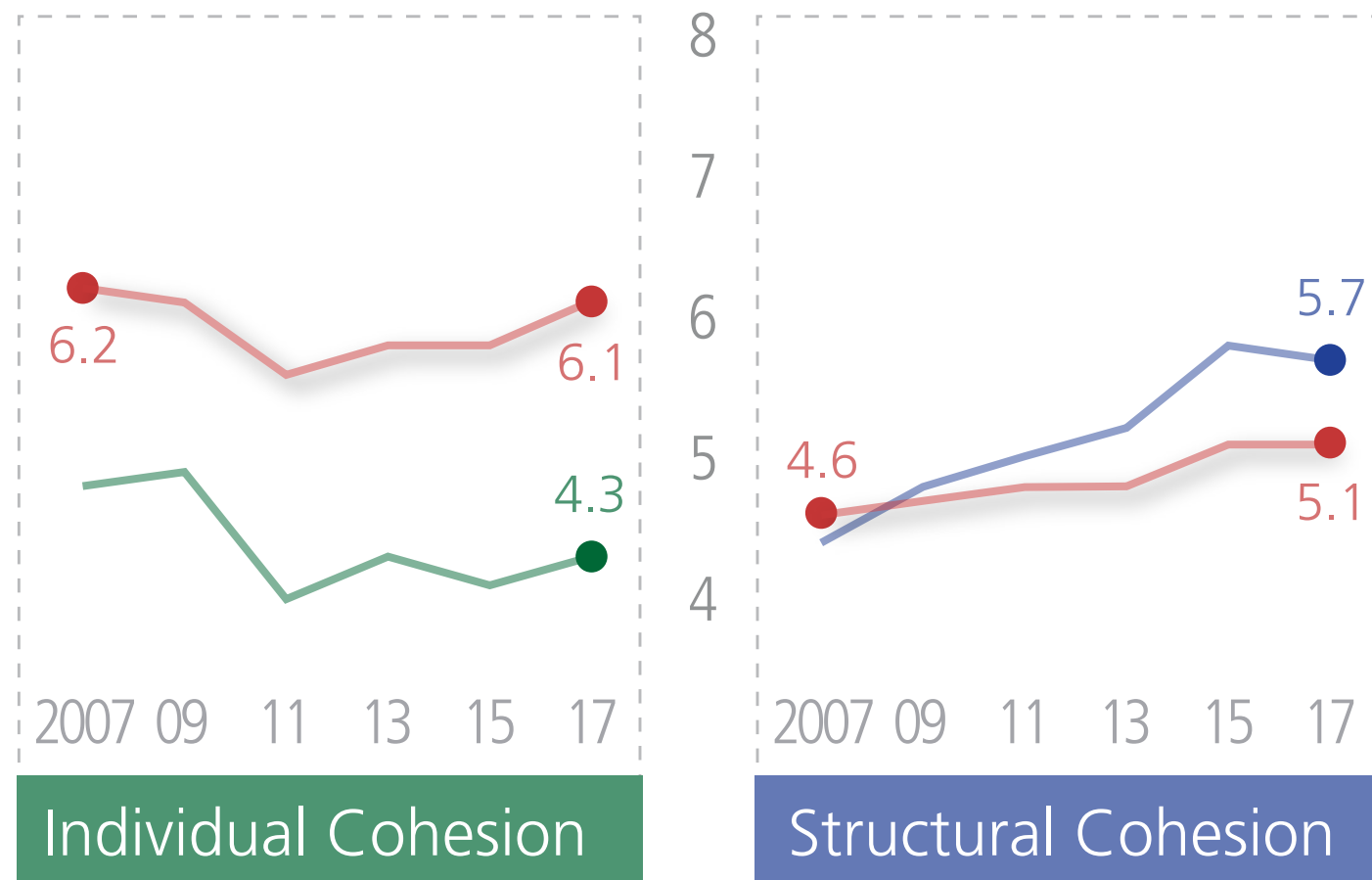
★ Top 5 gain  
⚡ Bottom 5 loss

# Czech Rep. 2017

# vs. Czech Rep. 2007

# EU28 2017

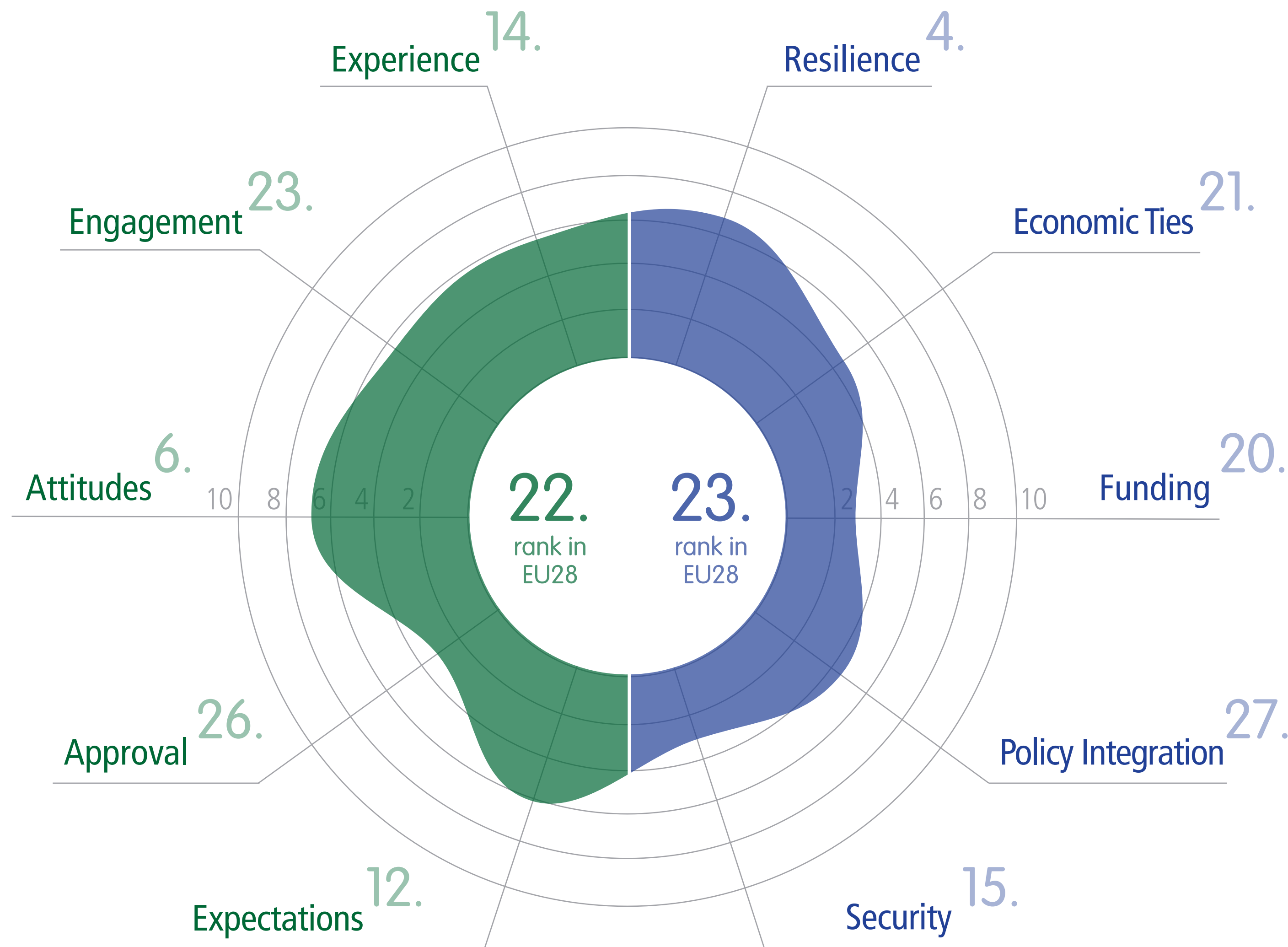
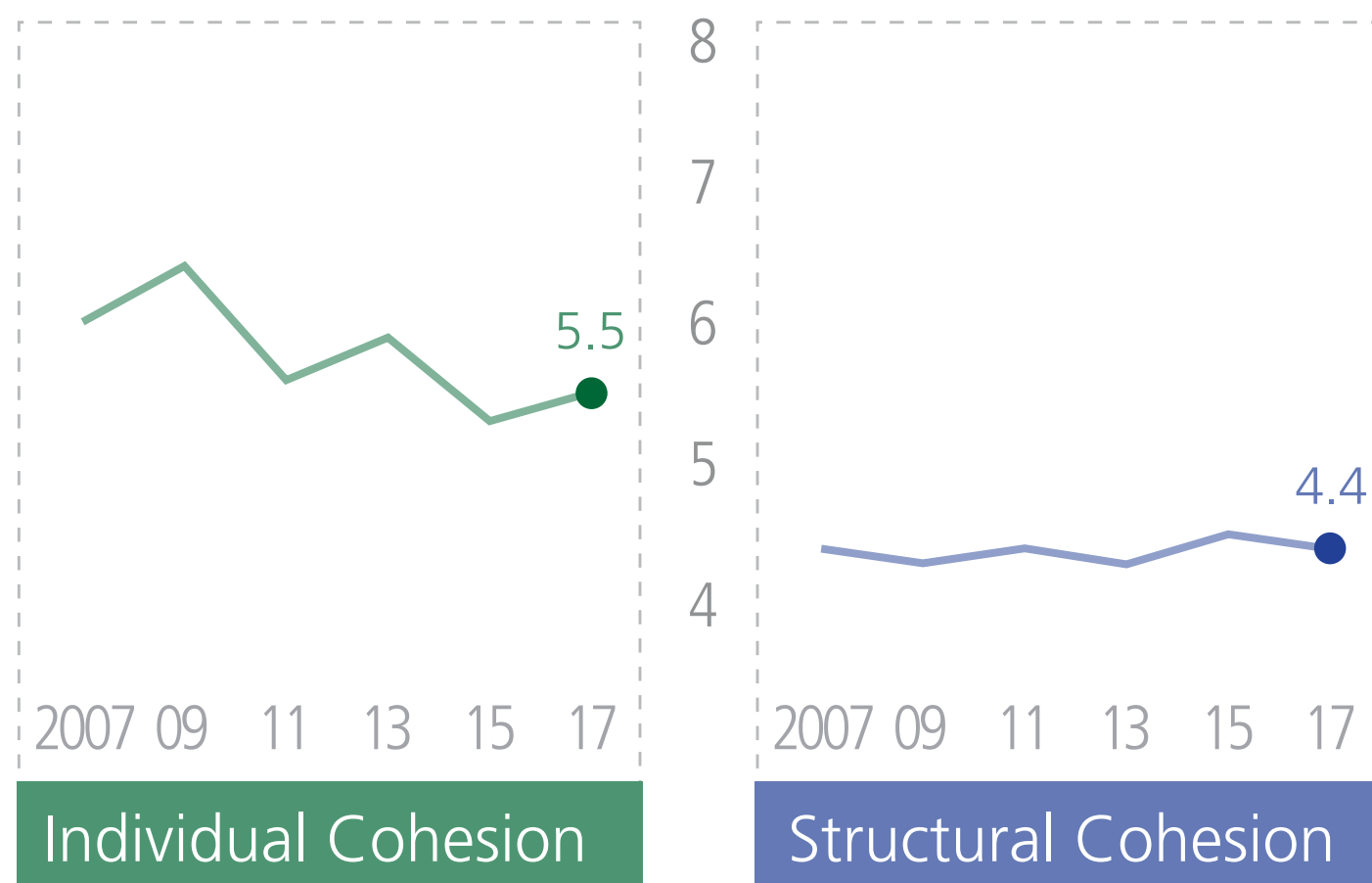
*i* Overall Results



- |                   |             |                 |
|-------------------|-------------|-----------------|
| Austria           | Italy       | EU28            |
| Belgium           | Latvia      | Eurogroup       |
| Bulgaria          | Lithuania   | New Hanse       |
| Croatia           | Luxembourg  | Affluent Seven  |
| Cyprus            | Malta       | Southern Seven  |
| <b>Czech Rep.</b> | Netherlands | Big Six         |
| Denmark           | Poland      | Founding Six    |
| Estonia           | Portugal    | Southeast Four  |
| Finland           | Romania     | * Visegrád Four |
| France            | Slovakia    | Baltics         |
| Germany           | Slovenia    | Benelux         |
| Greece            | Spain       | Nordics         |
| Hungary           | Sweden      |                 |
| Ireland           | UK          |                 |

# Denmark 2017 vs. Denmark 2007 EU28 2017

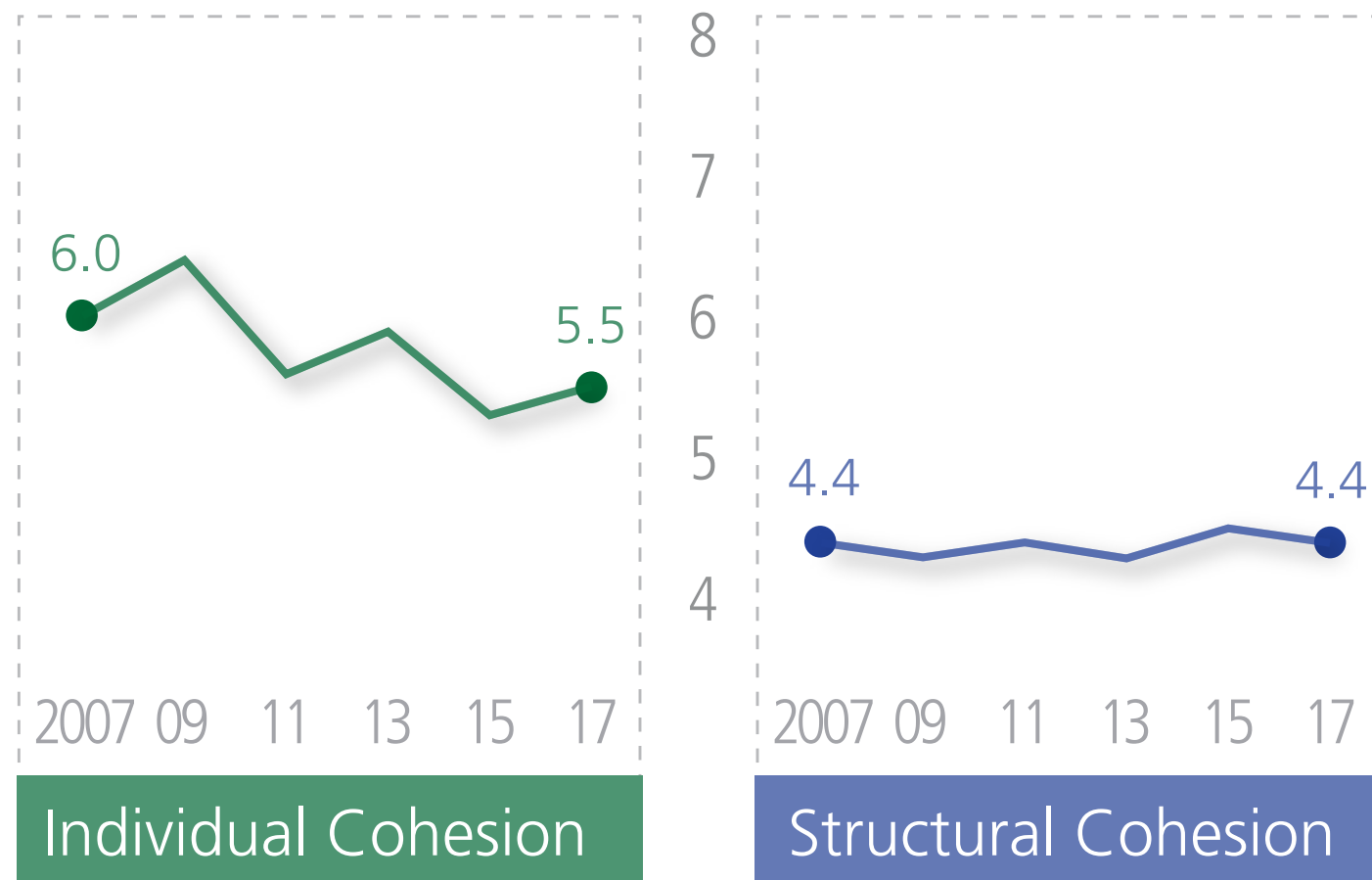
*i* Overall Results



- |                |             |                  |
|----------------|-------------|------------------|
| Austria        | Italy       | EU28             |
| Belgium        | Latvia      | Eurogroup        |
| Bulgaria       | Lithuania   | * New Hanse      |
| Croatia        | Luxembourg  | * Affluent Seven |
| Cyprus         | Malta       | Southern Seven   |
| Czech Rep.     | Netherlands | Big Six          |
| <b>Denmark</b> | Poland      | Founding Six     |
| Estonia        | Portugal    | Southeast Four   |
| Finland        | Romania     | Visegrád Four    |
| France         | Slovakia    | Baltics          |
| Germany        | Slovenia    | Benelux          |
| Greece         | Spain       | * Nordics        |
| Hungary        | Sweden      |                  |
| Ireland        | UK          |                  |

# Denmark 2017 vs. Denmark 2007 EU28 2017

*i* Overall Results



- Austria
- Belgium
- Bulgaria
- Croatia
- Cyprus
- Czech Rep.
- Denmark**
- Estonia
- Finland
- France
- Germany
- Greece
- Hungary
- Ireland

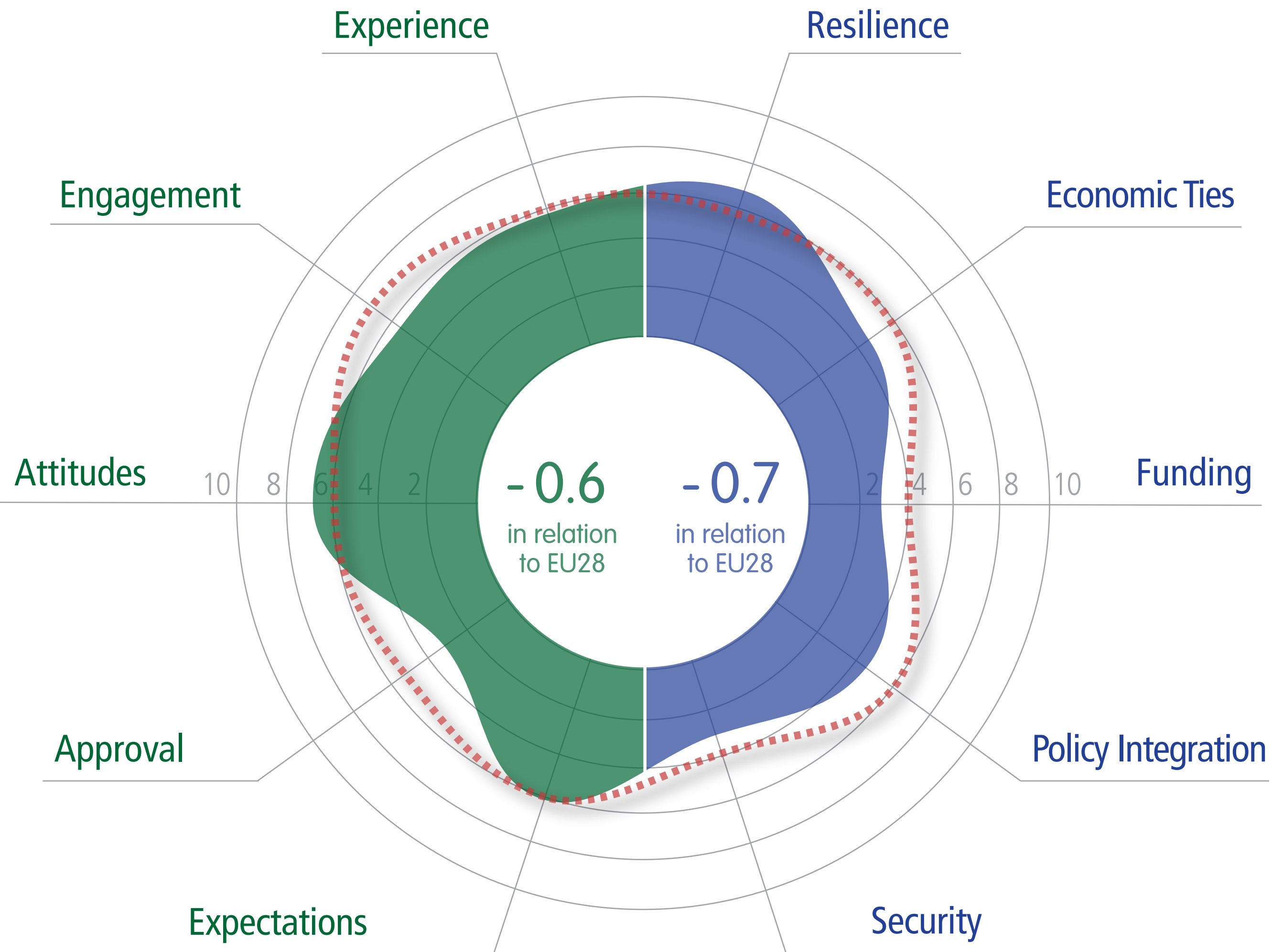
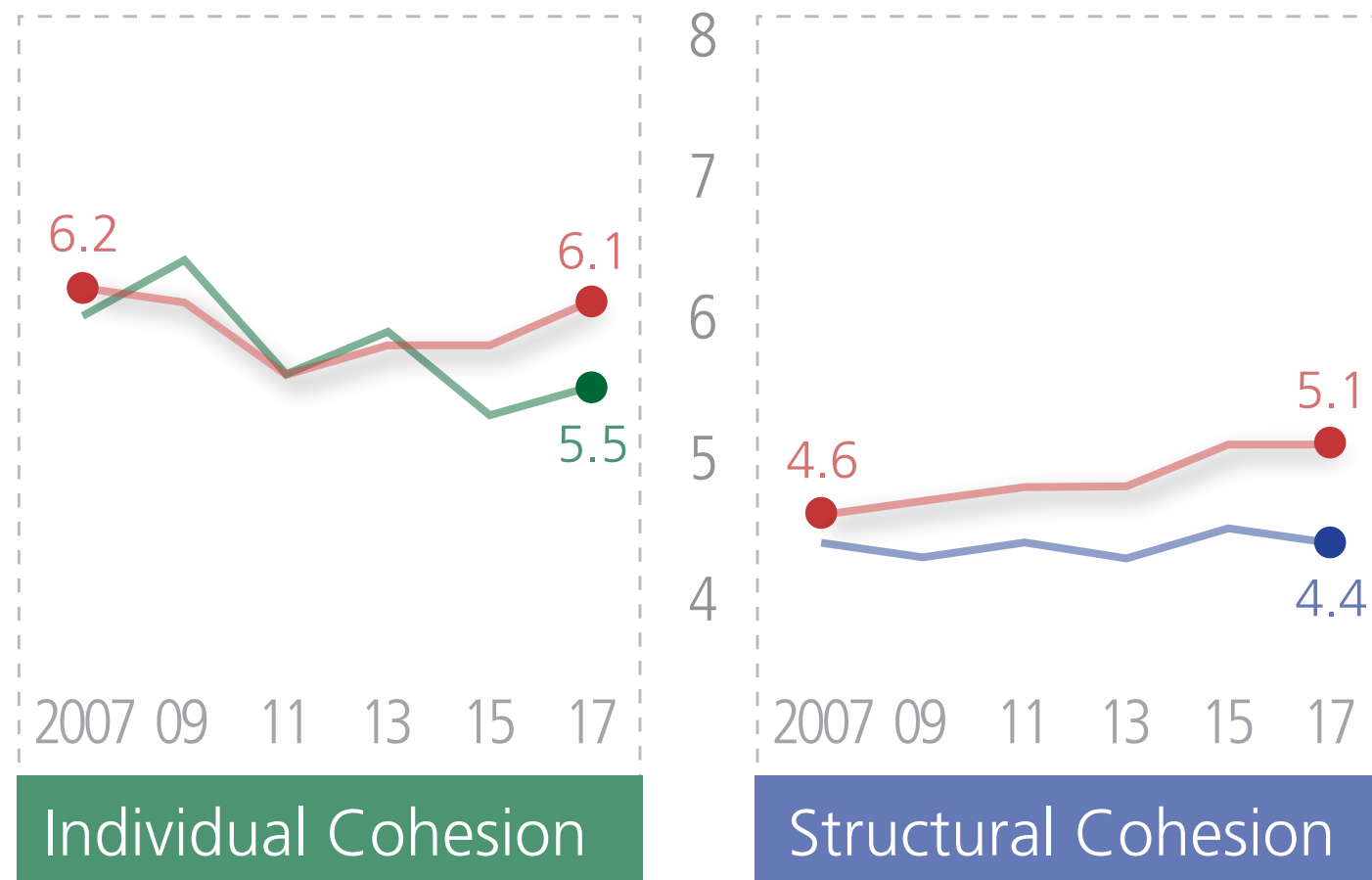
- Italy
- Latvia
- Lithuania
- Luxembourg
- Malta
- Netherlands
- Poland
- Portugal
- Romania
- Slovakia
- Slovenia
- Spain
- Sweden
- UK

- EU28
- Eurogroup
- \* New Hanse
- \* Affluent Seven
- Southern Seven
- Big Six
- Founding Six
- Southeast Four
- Visegrád Four
- Baltics
- Benelux
- \* Nordics
- ★ Top 5 gain
- ⚡ Bottom 5 loss



# Denmark 2017 vs. Denmark 2007 EU28 2017

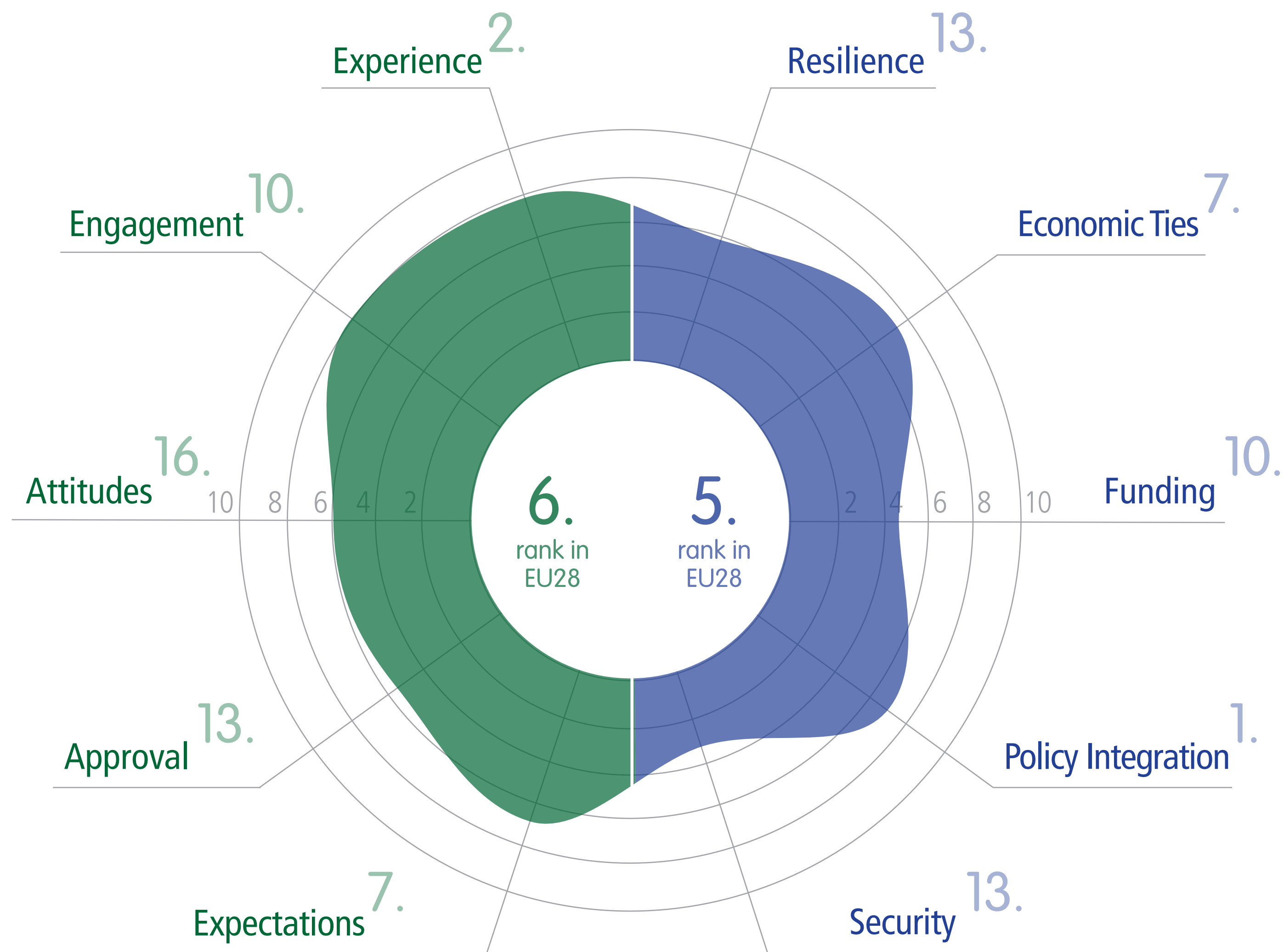
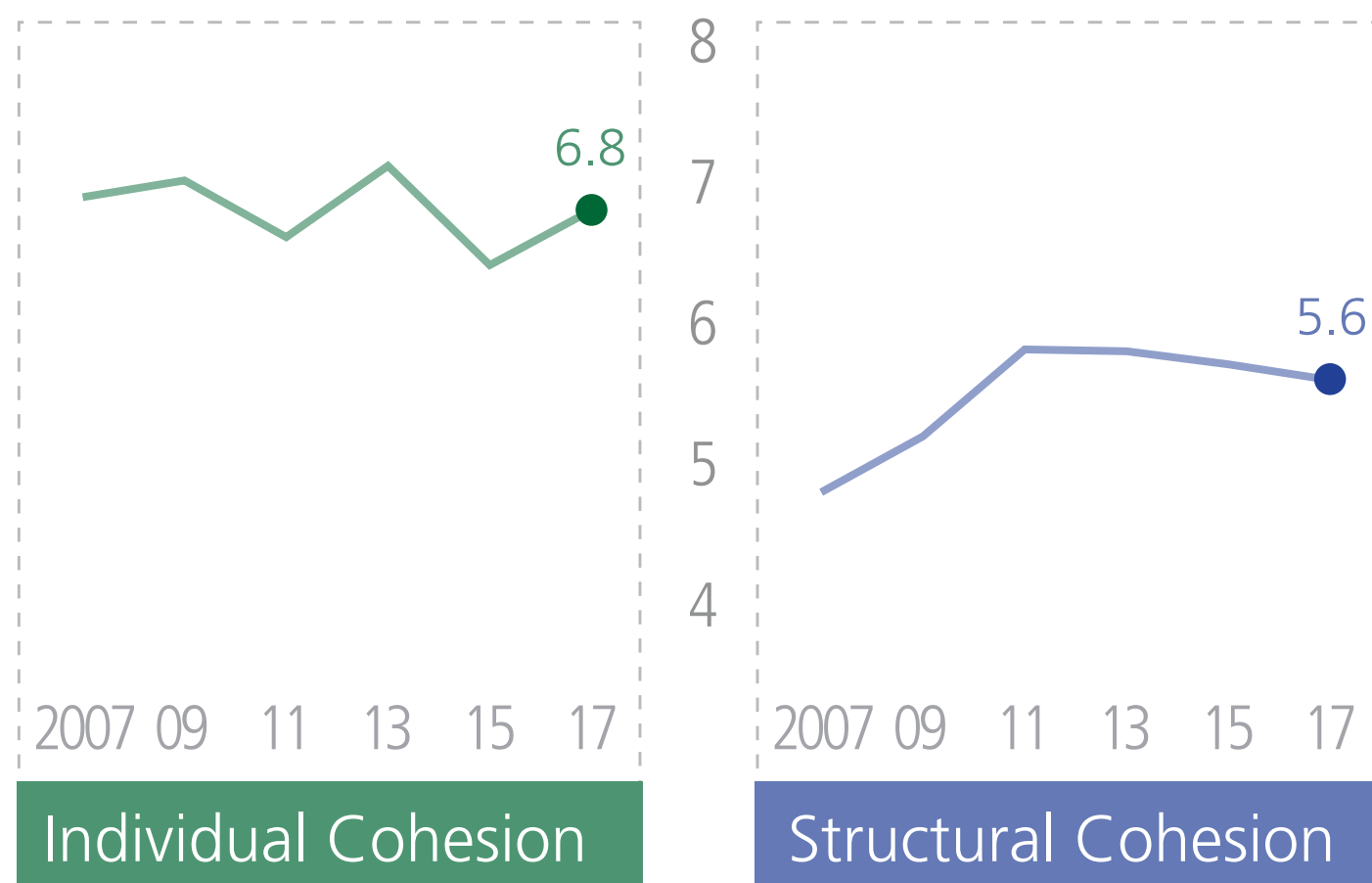
*i* Overall Results



- |                |             |                  |
|----------------|-------------|------------------|
| Austria        | Italy       | EU28             |
| Belgium        | Latvia      | Eurogroup        |
| Bulgaria       | Lithuania   | * New Hanse      |
| Croatia        | Luxembourg  | * Affluent Seven |
| Cyprus         | Malta       | Southern Seven   |
| Czech Rep.     | Netherlands | Big Six          |
| <b>Denmark</b> | Poland      | Founding Six     |
| Estonia        | Portugal    | Southeast Four   |
| Finland        | Romania     | Visegrád Four    |
| France         | Slovakia    | Baltics          |
| Germany        | Slovenia    | Benelux          |
| Greece         | Spain       | * Nordics        |
| Hungary        | Sweden      |                  |
| Ireland        | UK          |                  |

# Estonia 2017 vs. Estonia 2007 EU28 2017

*i* Overall Results



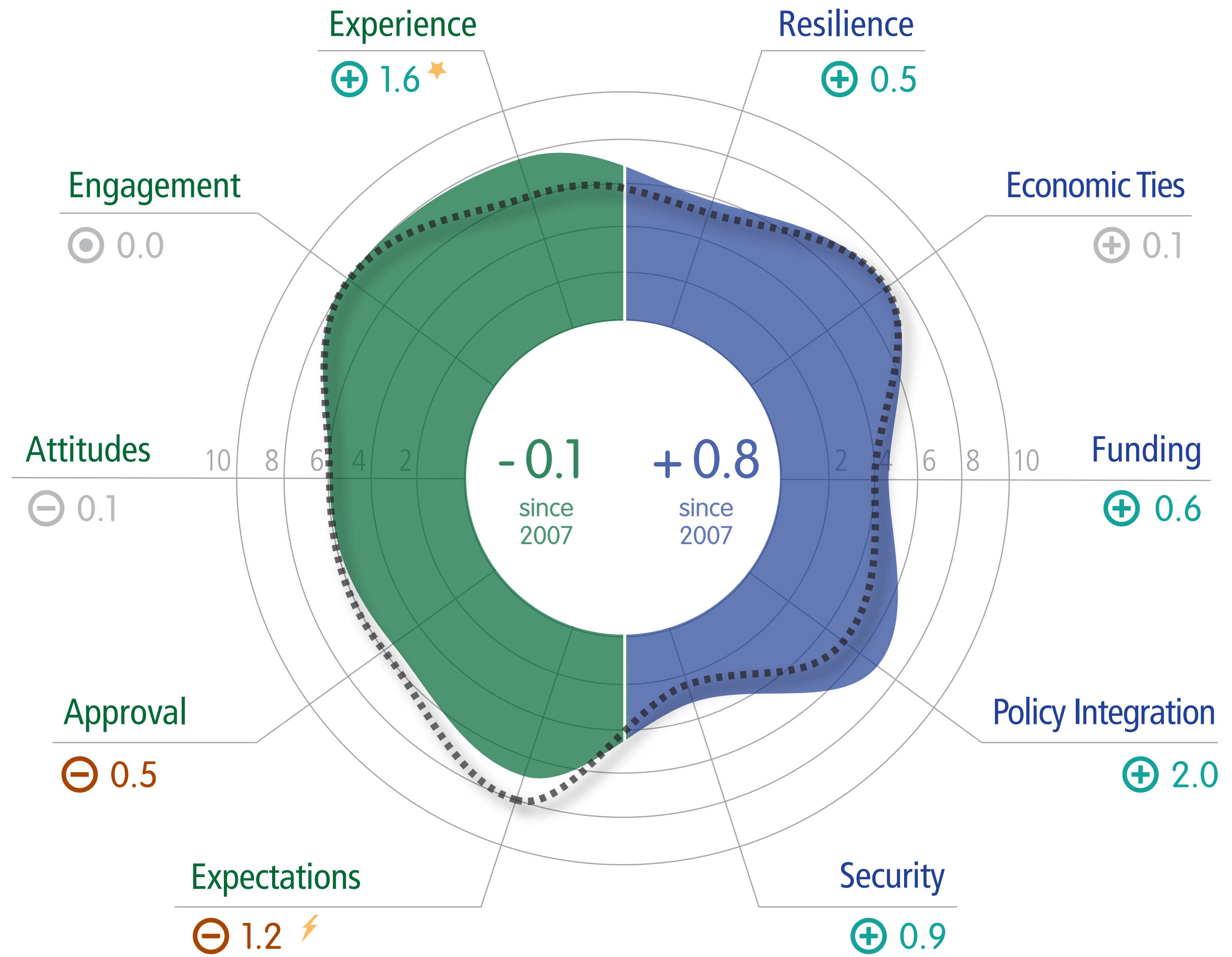
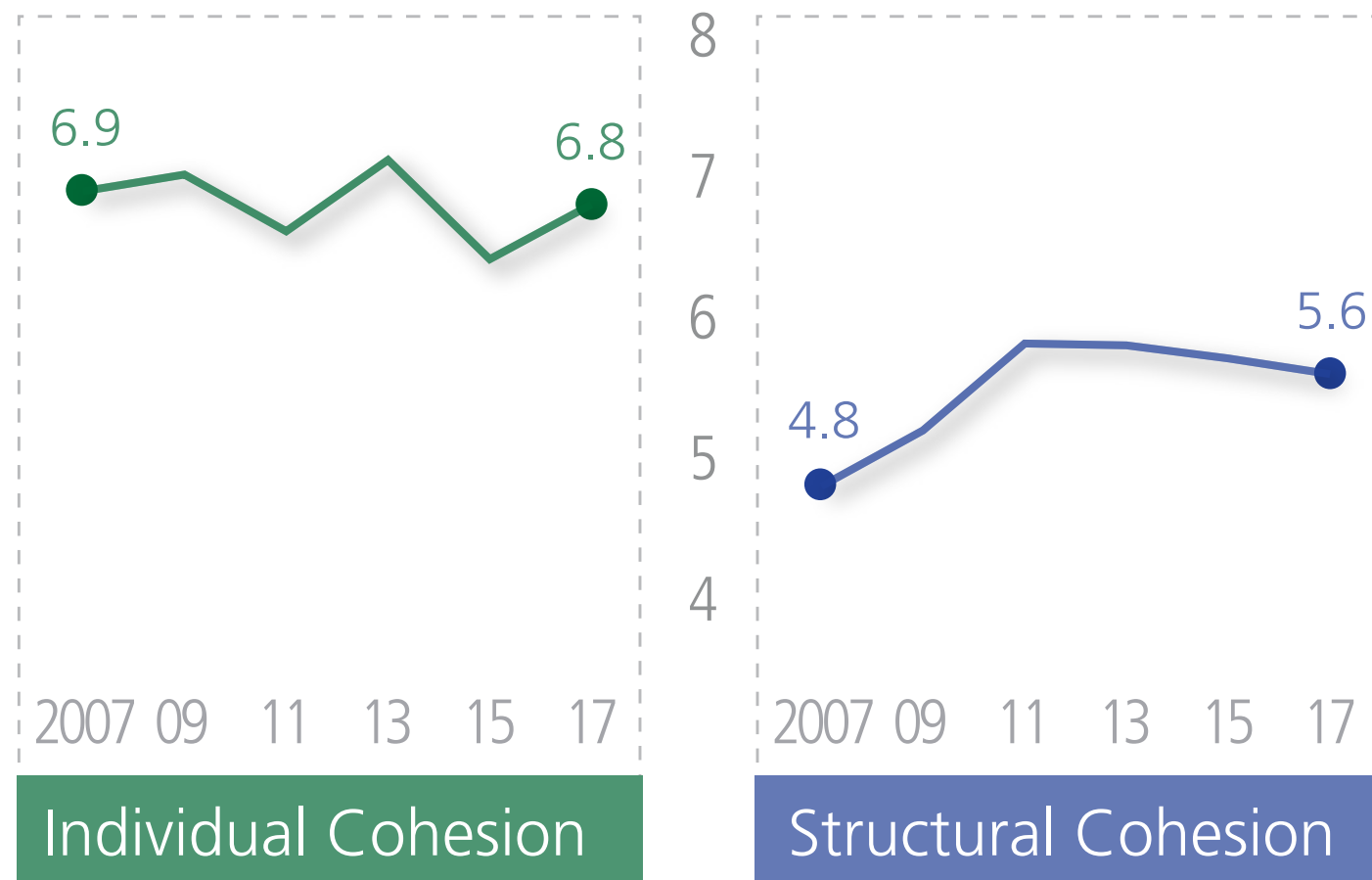
- Austria
- Belgium
- Bulgaria
- Croatia
- Cyprus
- Czech Rep.
- Denmark
- Estonia**
- Finland
- France
- Germany
- Greece
- Hungary
- Ireland

- Italy
- Latvia
- Lithuania
- Luxembourg
- Malta
- Netherlands
- Poland
- Portugal
- Romania
- Slovakia
- Slovenia
- Spain
- Sweden
- UK

- EU28
- \* Eurogroup
- \* New Hanse
- Affluent Seven
- Southern Seven
- Big Six
- Founding Six
- Southeast Four
- Visegrád Four
- \* Baltics
- Benelux
- Nordics

# Estonia 2017 vs. Estonia 2007 EU28 2017

*i* Overall Results



- Austria
- Belgium
- Bulgaria
- Croatia
- Cyprus
- Czech Rep.
- Denmark
- Estonia**
- Finland
- France
- Germany
- Greece
- Hungary
- Ireland

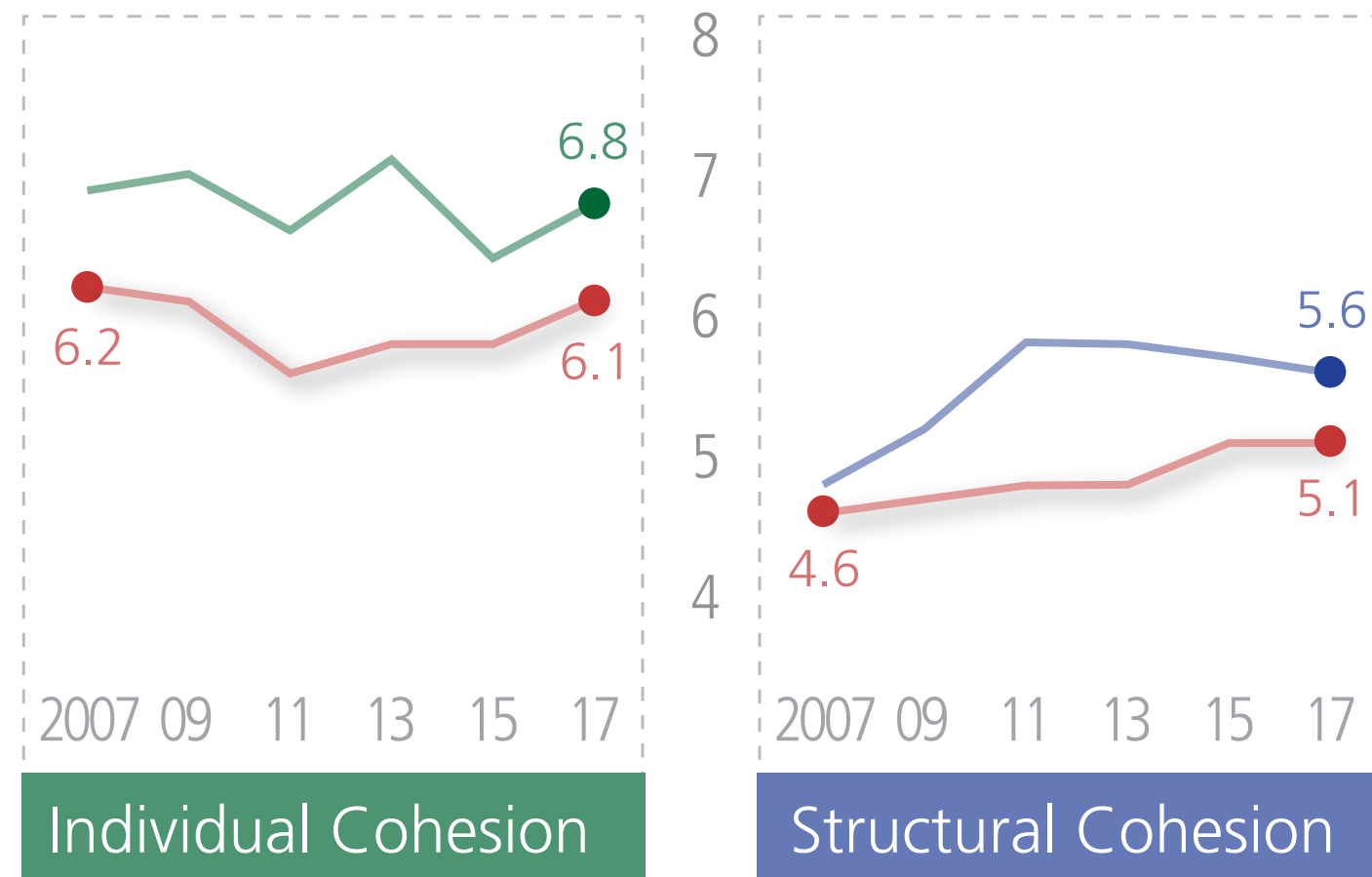
- Italy
- Latvia
- Lithuania
- Luxembourg
- Malta
- Netherlands
- Poland
- Portugal
- Romania
- Slovakia
- Slovenia
- Spain
- Sweden
- UK

- EU28
- \* Eurogroup
- \* New Hanse
- Affluent Seven
- Southern Seven
- Big Six
- Founding Six
- Southeast Four
- Visegrád Four
- \* Baltics
- Benelux
- Nordics
- ⭐ Top 5 gain
- ⚡ Bottom 5 loss

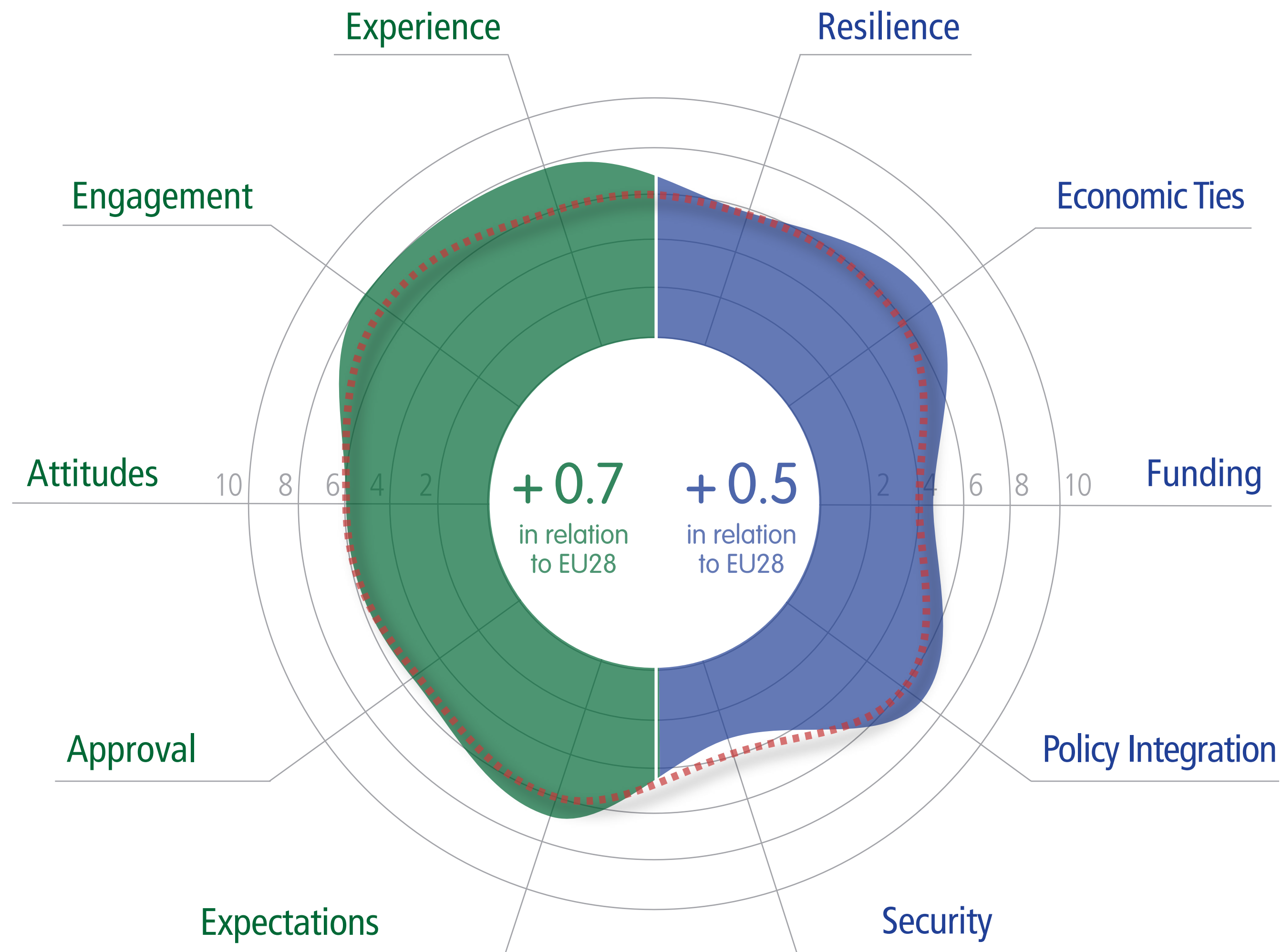
# Estonia 2017 vs. Estonia 2007

# EU28 2017

*i* Overall Results

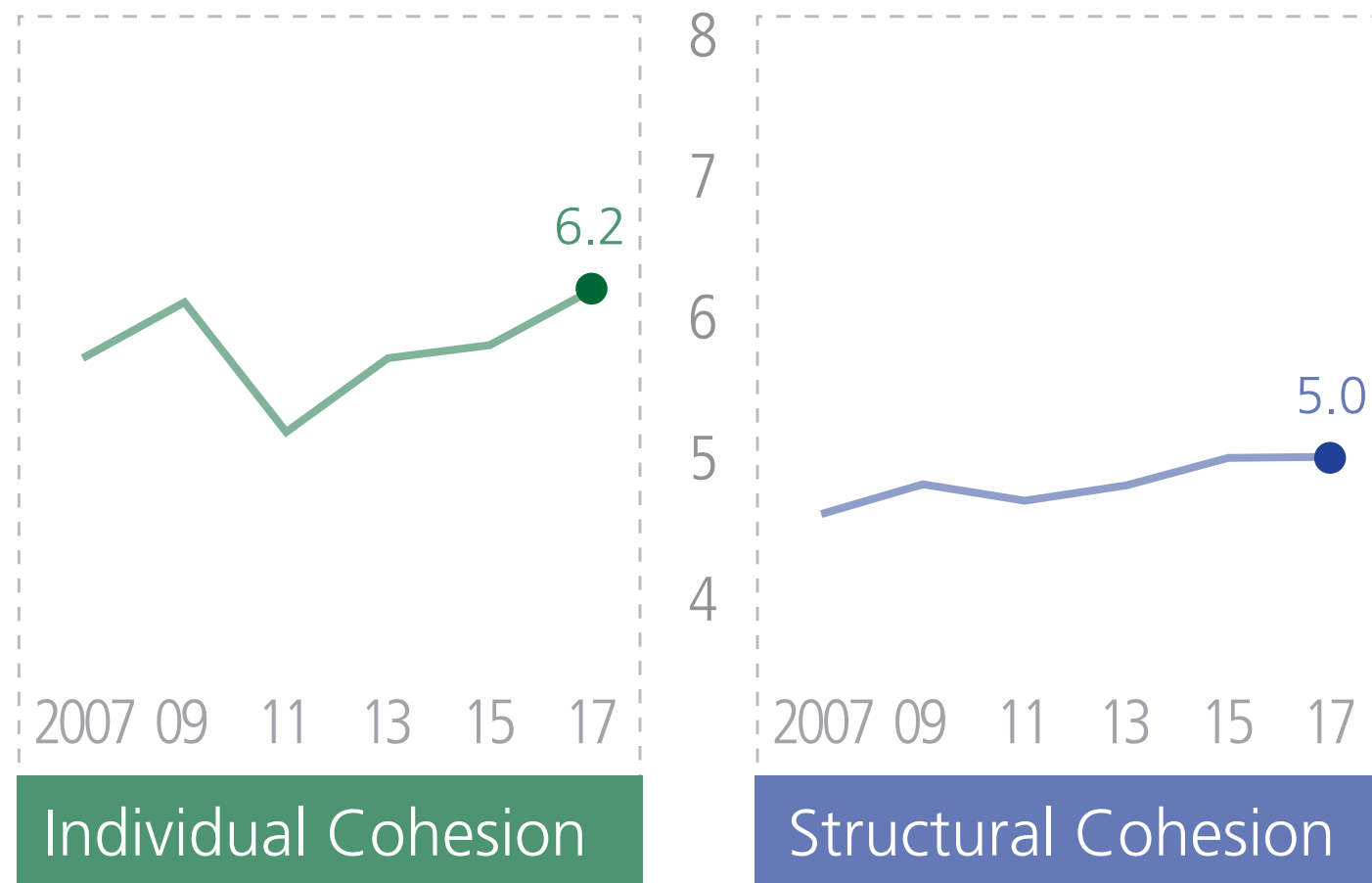


- |                |             |                |
|----------------|-------------|----------------|
| Austria        | Italy       | EU28           |
| Belgium        | Latvia      | * Eurogroup    |
| Bulgaria       | Lithuania   | * New Hanse    |
| Croatia        | Luxembourg  | Affluent Seven |
| Cyprus         | Malta       | Southern Seven |
| Czech Rep.     | Netherlands | Big Six        |
| Denmark        | Poland      | Founding Six   |
| <b>Estonia</b> | Portugal    | Southeast Four |
| Finland        | Romania     | Visegrád Four  |
| France         | Slovakia    | * Baltics      |
| Germany        | Slovenia    | Benelux        |
| Greece         | Spain       | Nordics        |
| Hungary        | Sweden      |                |
| Ireland        | UK          |                |



# Finland 2017 vs. Finland 2007 EU28 2017

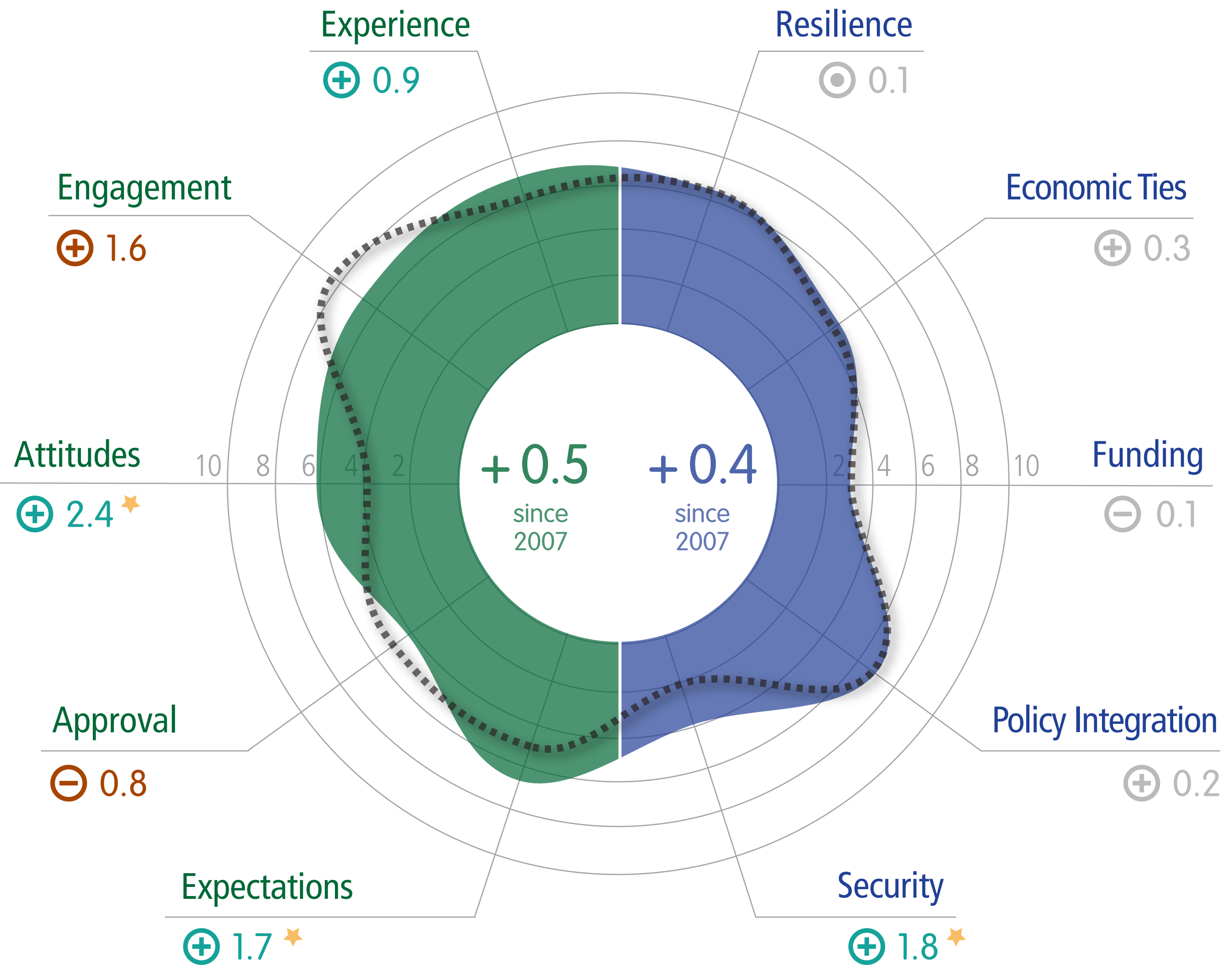
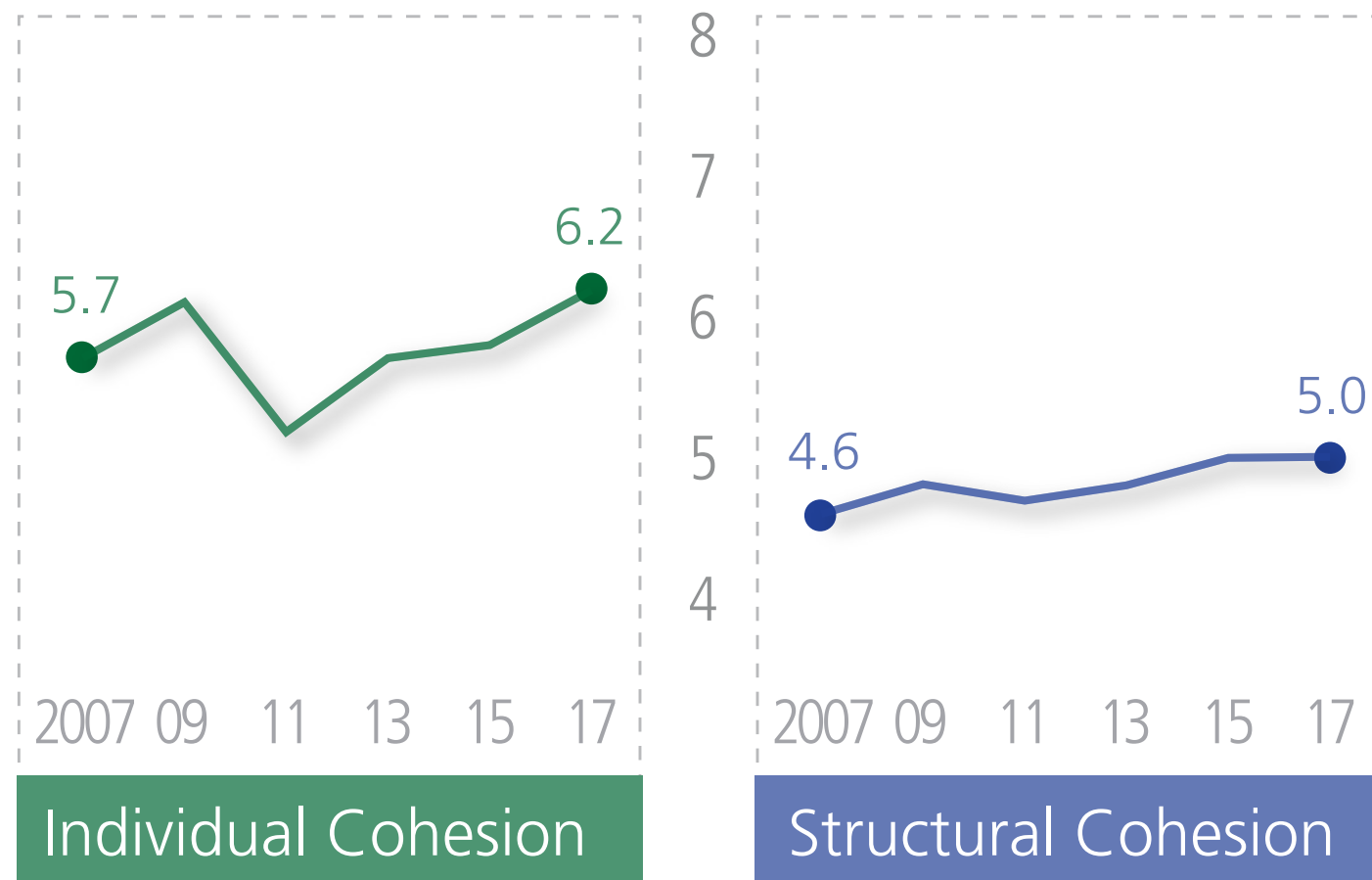
*i* Overall Results



- |                |             |                  |
|----------------|-------------|------------------|
| Austria        | Italy       | EU28             |
| Belgium        | Latvia      | * Eurogroup      |
| Bulgaria       | Lithuania   | * New Hanse      |
| Croatia        | Luxembourg  | * Affluent Seven |
| Cyprus         | Malta       | Southern Seven   |
| Czech Rep.     | Netherlands | Big Six          |
| Denmark        | Poland      | Founding Six     |
| Estonia        | Portugal    | Southeast Four   |
| <b>Finland</b> | Romania     | Visegrád Four    |
| France         | Slovakia    | Baltics          |
| Germany        | Slovenia    | Benelux          |
| Greece         | Spain       | * Nordics        |
| Hungary        | Sweden      |                  |
| Ireland        | UK          |                  |

# Finland 2017 vs. Finland 2007 EU28 2017

*i* Overall Results



- Austria
- Belgium
- Bulgaria
- Croatia
- Cyprus
- Czech Rep.
- Denmark
- Estonia
- Finland**
- France
- Germany
- Greece
- Hungary
- Ireland

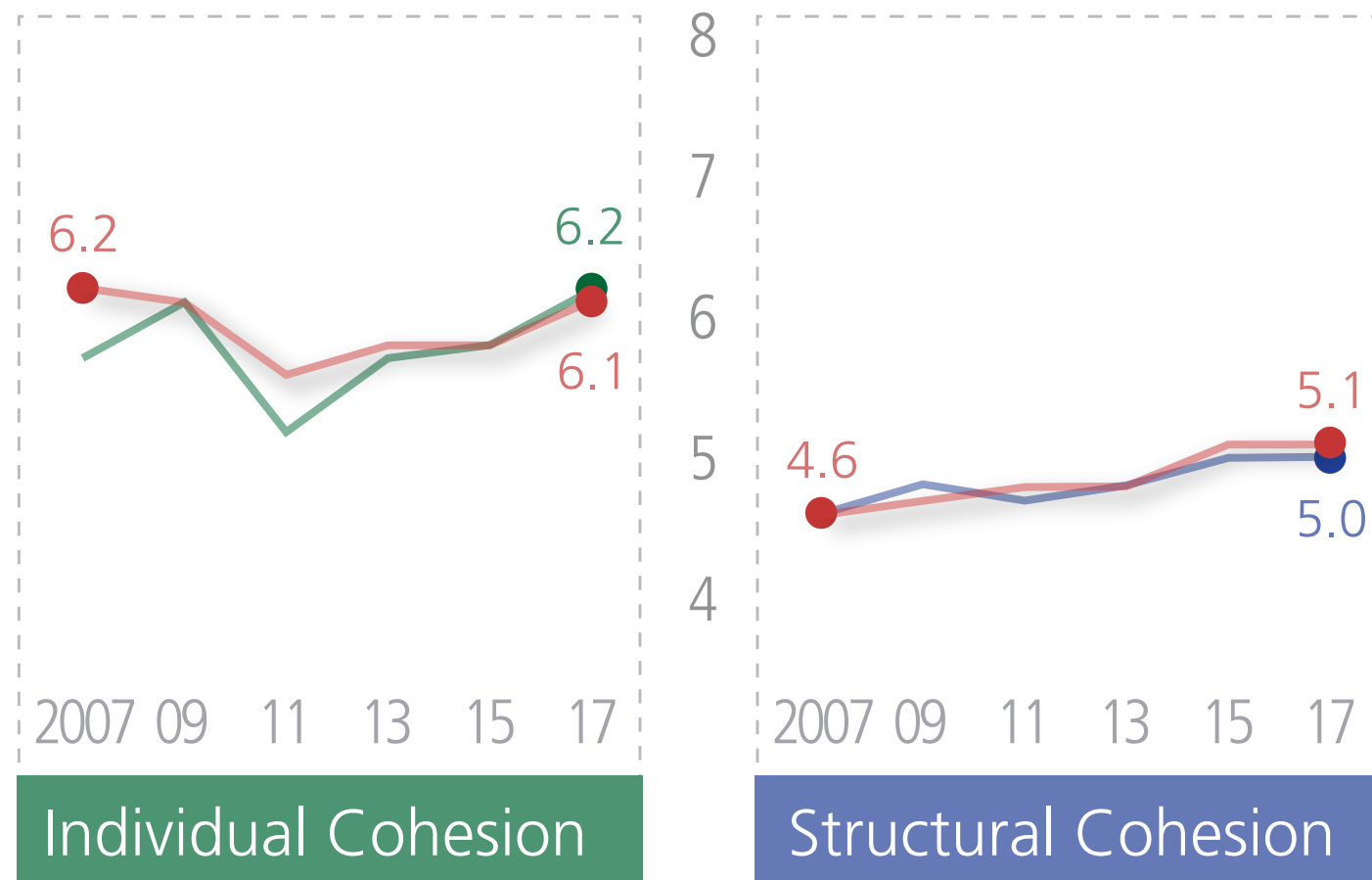
- Italy
- Latvia
- Lithuania
- Luxembourg
- Malta
- Netherlands
- Poland
- Portugal
- Romania
- Slovakia
- Slovenia
- Spain
- Sweden
- UK

- EU28
- \* Eurogroup
- \* New Hanse
- \* Affluent Seven
- Southern Seven
- Big Six
- Founding Six
- Southeast Four
- Visegrád Four
- Baltics
- Benelux
- \* Nordics
- ★ Top 5 gain
- ⚡ Bottom 5 loss

# Finland 2017 vs. Finland 2007

# EU28 2017

*i* Overall Results



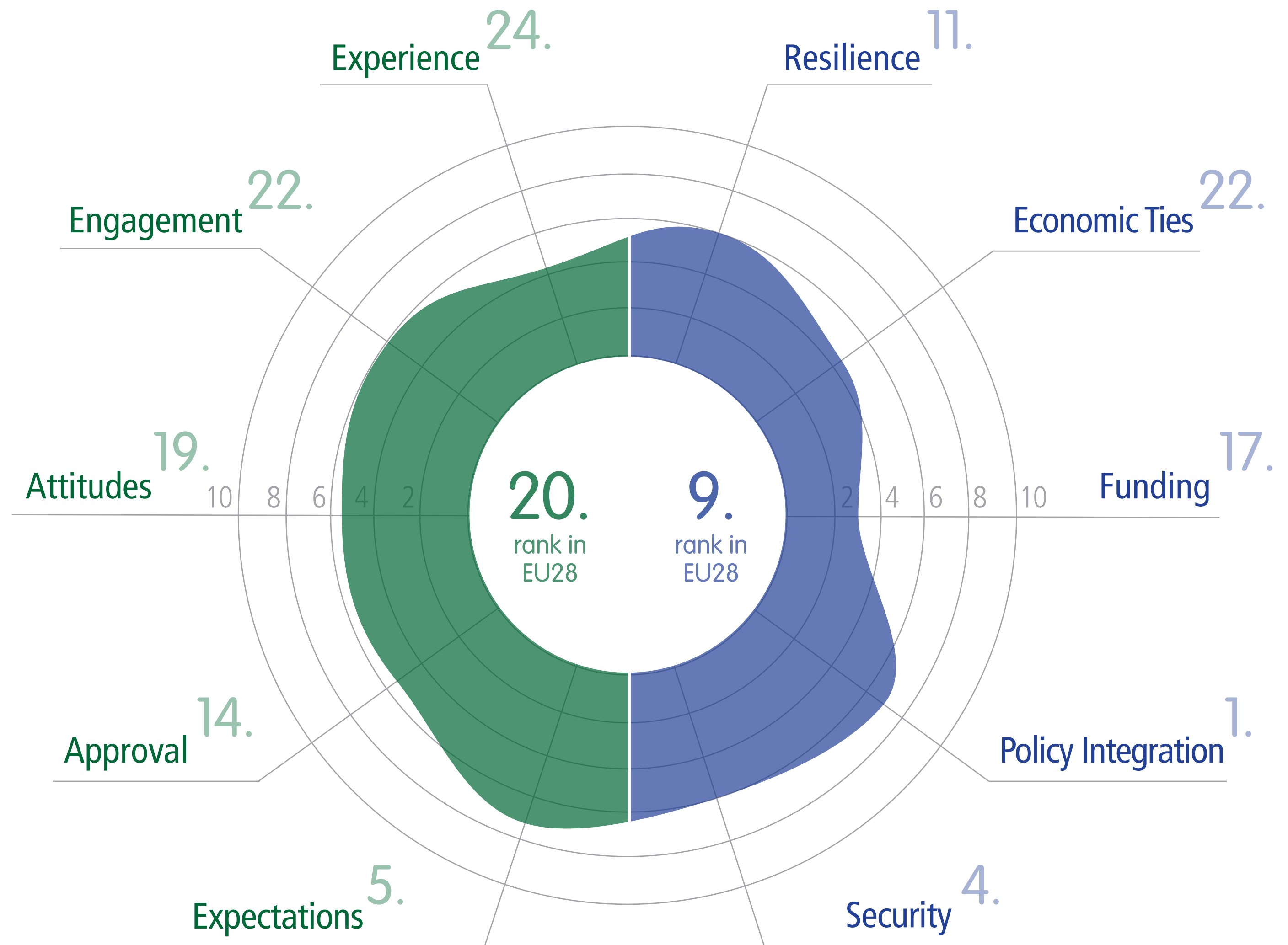
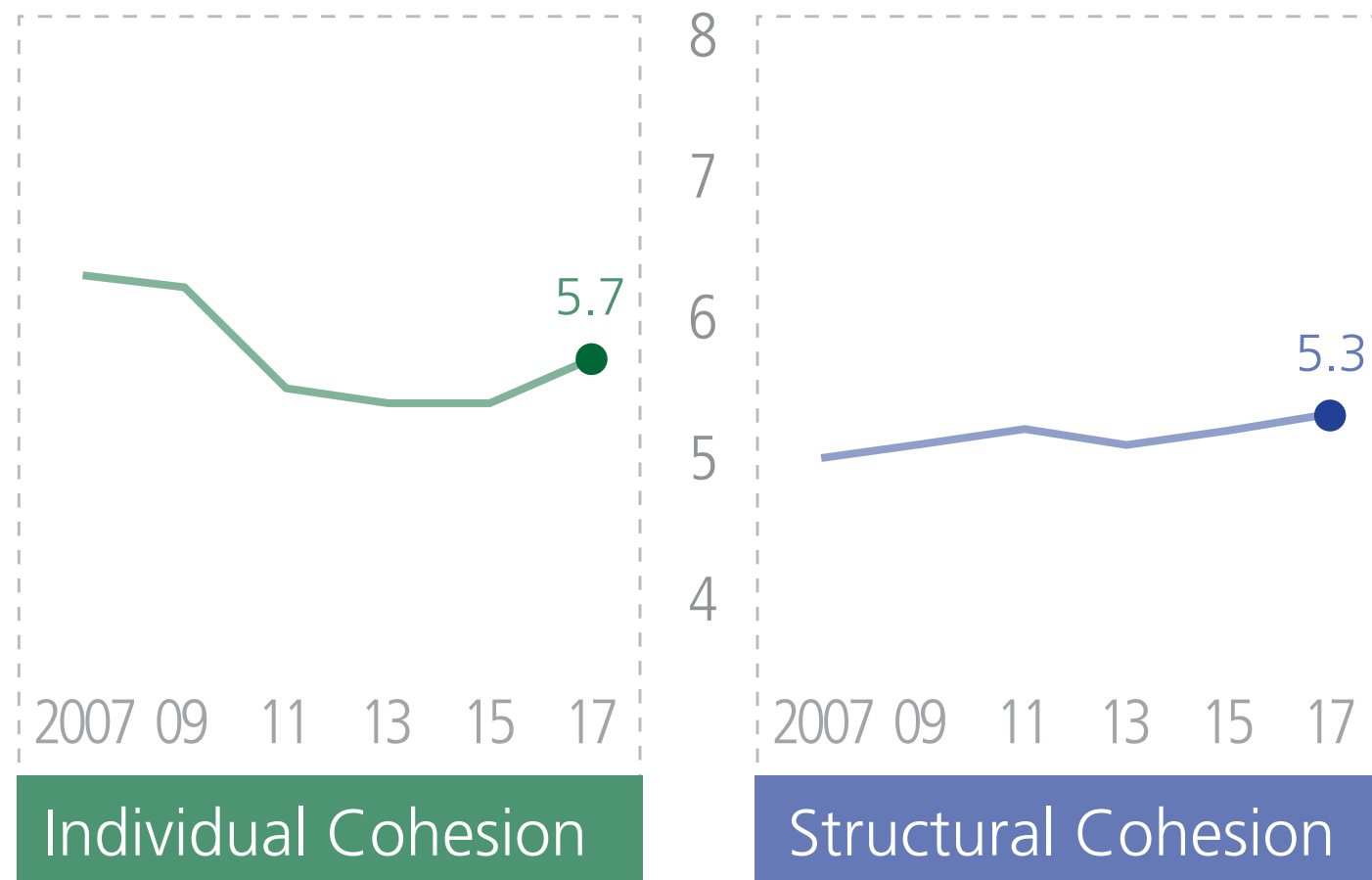
- Austria
- Belgium
- Bulgaria
- Croatia
- Cyprus
- Czech Rep.
- Denmark
- Estonia
- Finland**
- France
- Germany
- Greece
- Hungary
- Ireland

- Italy
- Latvia
- Lithuania
- Luxembourg
- Malta
- Netherlands
- Poland
- Portugal
- Romania
- Slovakia
- Slovenia
- Spain
- Sweden
- UK

- EU28
- \* Eurogroup
- \* New Hanse
- \* Affluent Seven
- Southern Seven
- Big Six
- Founding Six
- Southeast Four
- Visegrád Four
- Baltics
- Benelux
- \* Nordics

# France 2017 vs. France 2007 EU28 2017

*i* Overall Results



- Austria
- Belgium
- Bulgaria
- Croatia
- Cyprus
- Czech Rep.
- Denmark
- Estonia
- Finland
- France**
- Germany
- Greece
- Hungary
- Ireland

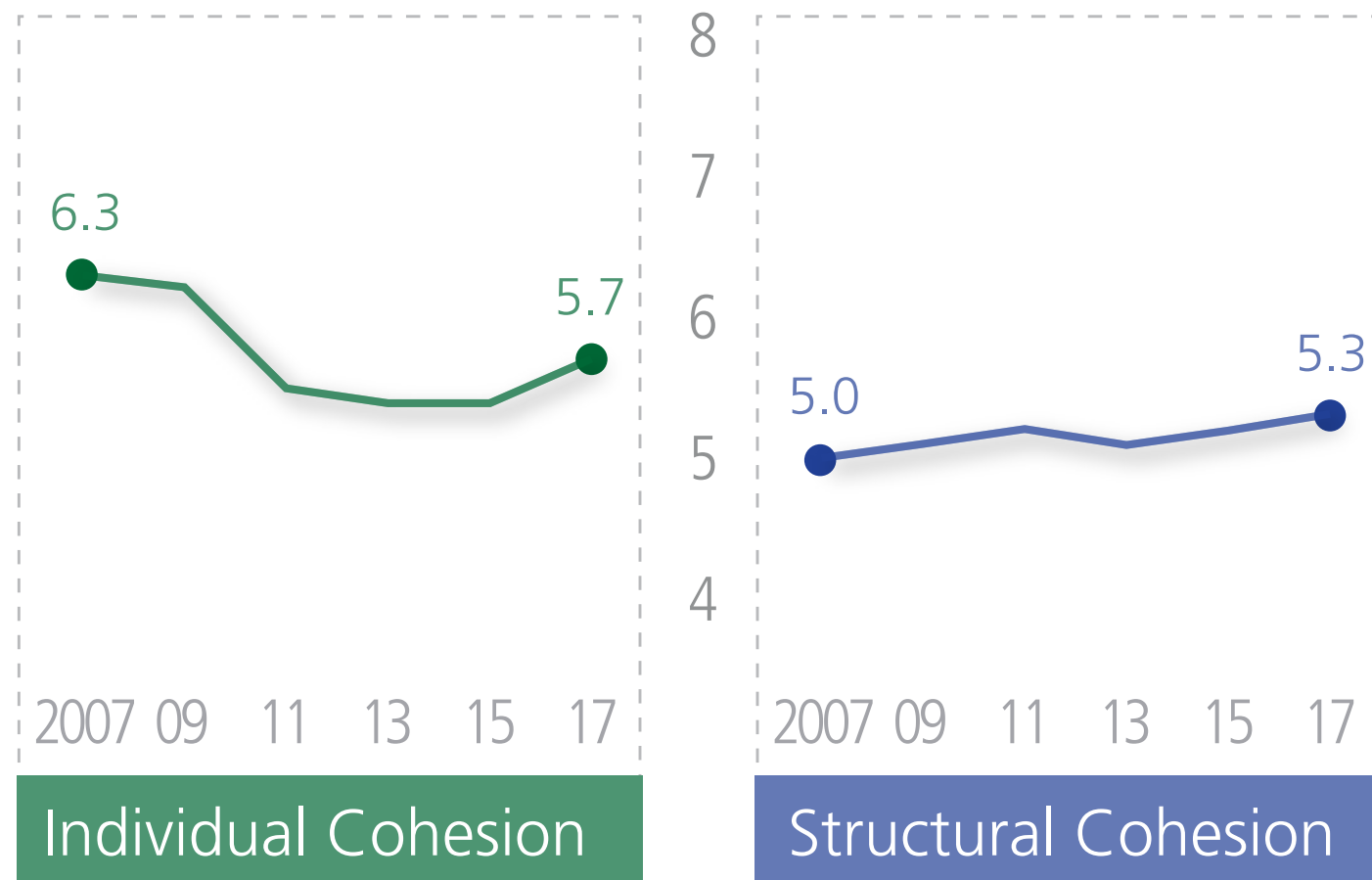
- Italy
- Latvia
- Lithuania
- Luxembourg
- Malta
- Netherlands
- Poland
- Portugal
- Romania
- Slovakia
- Slovenia
- Spain
- Sweden
- UK

- EU28
- \* Eurogroup
- New Hanse
- Affluent Seven
- \* Southern Seven
- \* Big Six
- \* Founding Six
- Southeast Four
- Visegrád Four
- Baltics
- Benelux
- Nordics



# France 2017 vs. France 2007 EU28 2017

*i* Overall Results



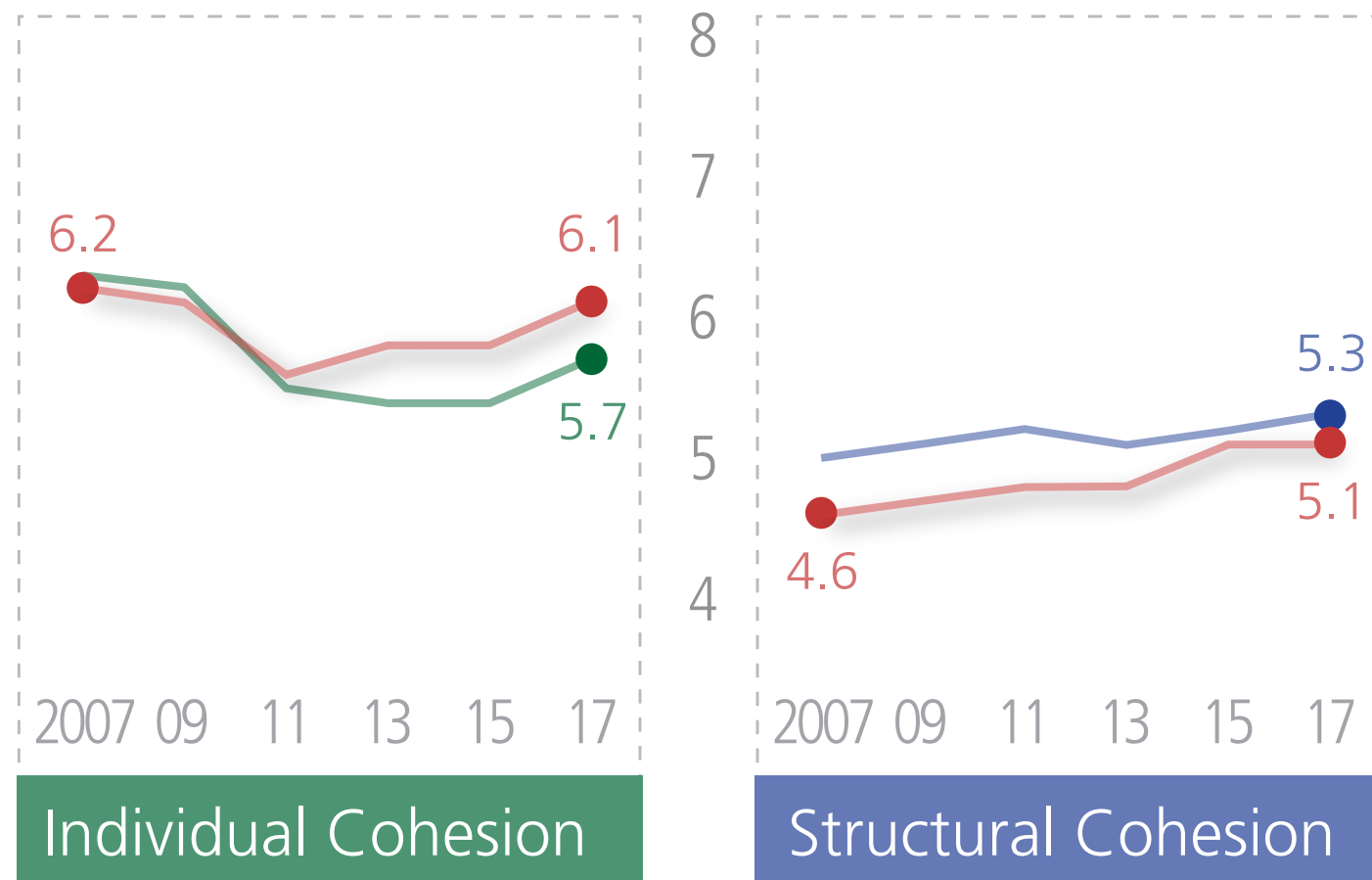
- Austria
- Belgium
- Bulgaria
- Croatia
- Cyprus
- Czech Rep.
- Denmark
- Estonia
- Finland
- France**
- Germany
- Greece
- Hungary
- Ireland

- Italy
- Latvia
- Lithuania
- Luxembourg
- Malta
- Netherlands
- Poland
- Portugal
- Romania
- Slovakia
- Slovenia
- Spain
- Sweden
- UK

- EU28
- \* Eurogroup
- New Hanse
- Affluent Seven
- \* Southern Seven
- \* Big Six
- \* Founding Six
- Southeast Four
- Visegrád Four
- Baltics
- Benelux
- Nordics
- ★ Top 5 gain
- ⚡ Bottom 5 loss

# France 2017 vs. France 2007 EU28 2017

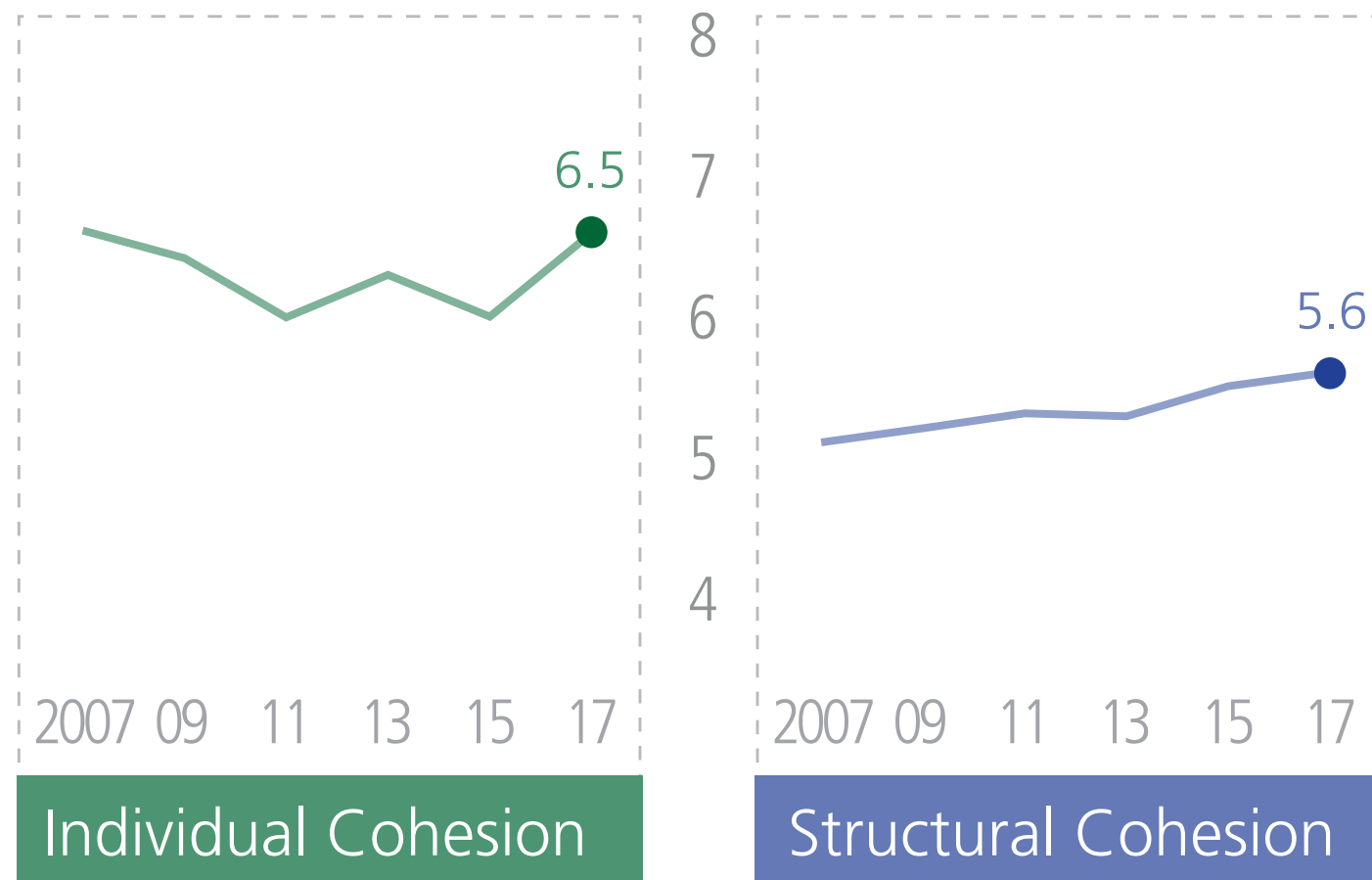
*i* Overall Results



- |               |             |                  |
|---------------|-------------|------------------|
| Austria       | Italy       | EU28             |
| Belgium       | Latvia      | * Eurogroup      |
| Bulgaria      | Lithuania   | New Hanse        |
| Croatia       | Luxembourg  | Affluent Seven   |
| Cyprus        | Malta       | * Southern Seven |
| Czech Rep.    | Netherlands | * Big Six        |
| Denmark       | Poland      | * Founding Six   |
| Estonia       | Portugal    | Southeast Four   |
| Finland       | Romania     | Visegrád Four    |
| <b>France</b> | Slovakia    | Baltics          |
| Germany       | Slovenia    | Benelux          |
| Greece        | Spain       | Nordics          |
| Hungary       | Sweden      |                  |
| Ireland       | UK          |                  |

# Germany 2017 vs. Germany 2007 EU28 2017

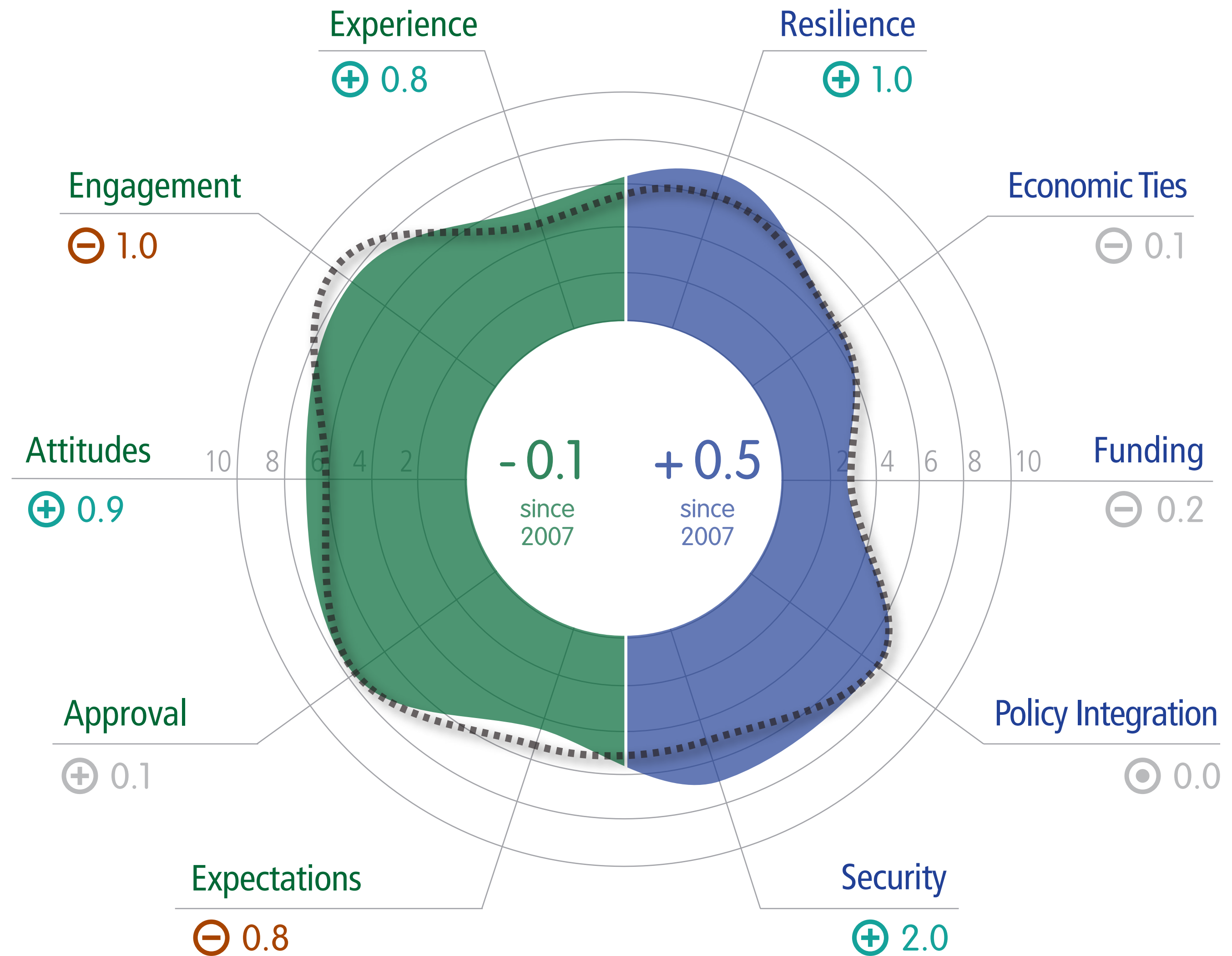
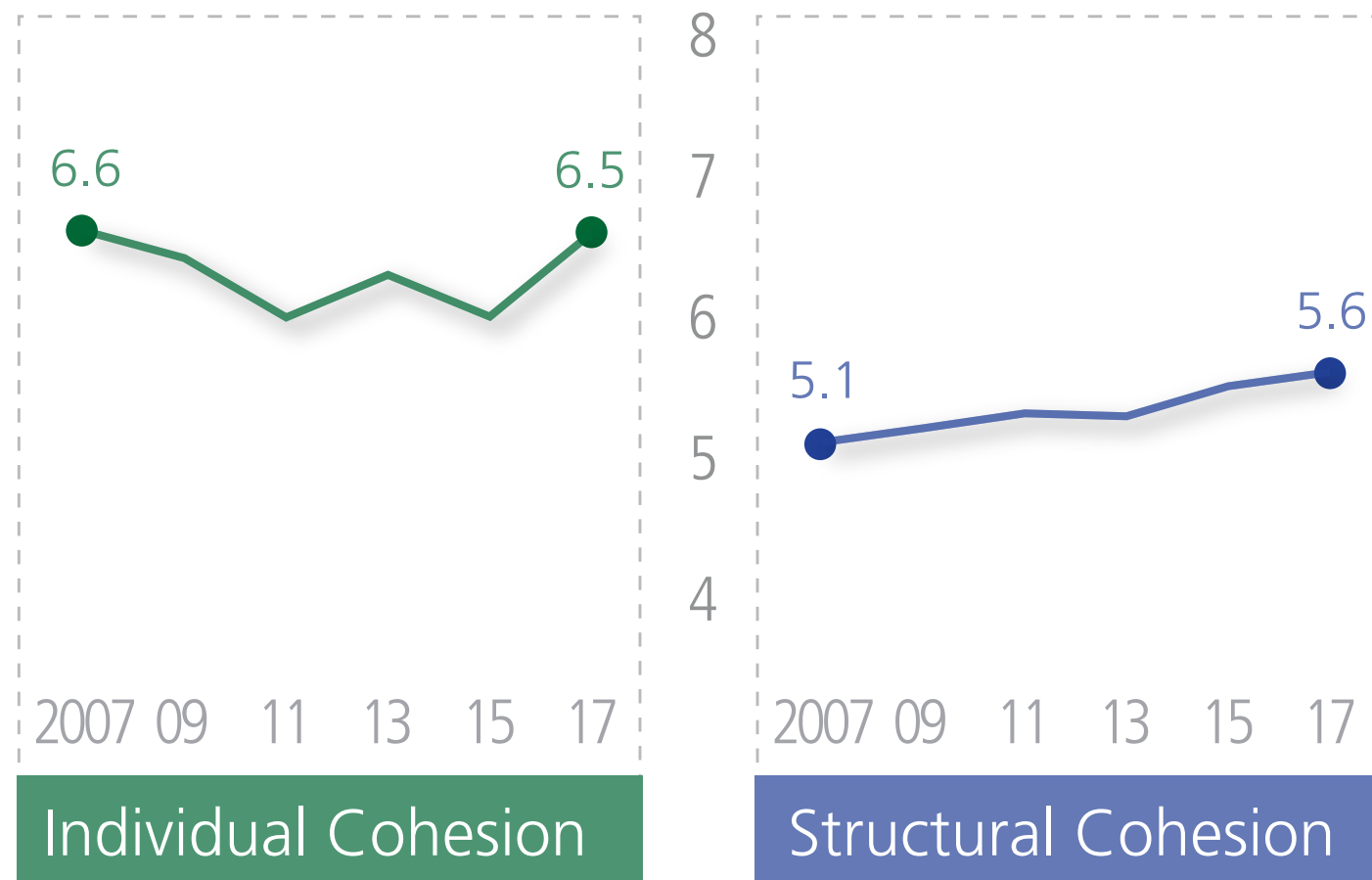
*i* Overall Results



- |                |             |                |
|----------------|-------------|----------------|
| Austria        | Italy       | EU28           |
| Belgium        | Latvia      | * Eurogroup    |
| Bulgaria       | Lithuania   | New Hanse      |
| Croatia        | Luxembourg  | Affluent Seven |
| Cyprus         | Malta       | Southern Seven |
| Czech Rep.     | Netherlands | * Big Six      |
| Denmark        | Poland      | * Founding Six |
| Estonia        | Portugal    | Southeast Four |
| Finland        | Romania     | Visegrád Four  |
| France         | Slovakia    | Baltics        |
| <b>Germany</b> | Slovenia    | Benelux        |
| Greece         | Spain       | Nordics        |
| Hungary        | Sweden      |                |
| Ireland        | UK          |                |

# Germany 2017 vs. Germany 2007 EU28 2017

*i* Overall Results



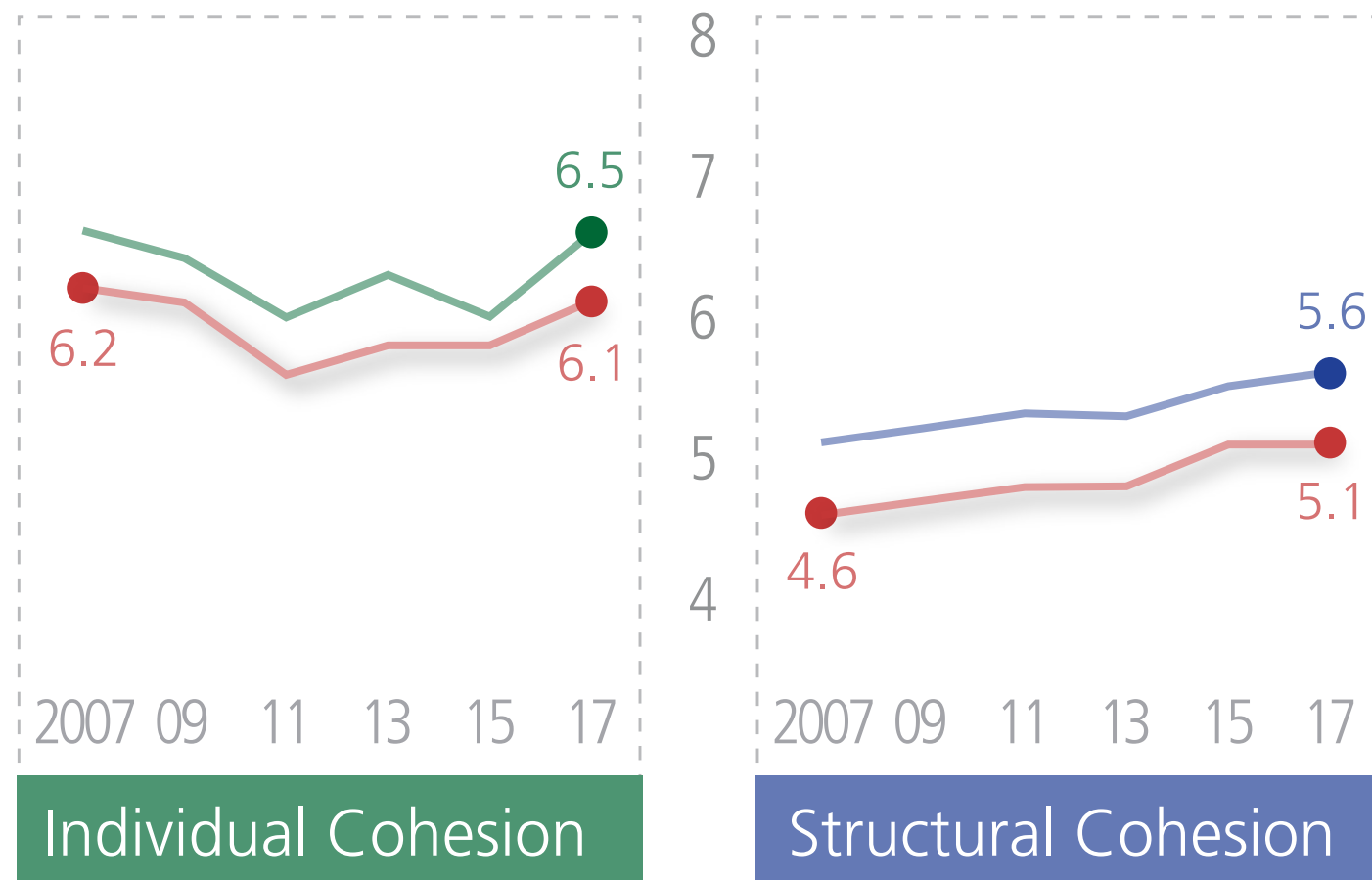
- Austria
- Belgium
- Bulgaria
- Croatia
- Cyprus
- Czech Rep.
- Denmark
- Estonia
- Finland
- France
- Germany**
- Greece
- Hungary
- Ireland

- Italy
- Latvia
- Lithuania
- Luxembourg
- Malta
- Netherlands
- Poland
- Portugal
- Romania
- Slovakia
- Slovenia
- Spain
- Sweden
- UK

- EU28
- \* Eurogroup
- New Hanse
- Affluent Seven
- Southern Seven
- \* Big Six
- \* Founding Six
- Southeast Four
- Visegrád Four
- Baltics
- Benelux
- Nordics
- ★ Top 5 gain
- ⚡ Bottom 5 loss

# Germany 2017 vs. Germany 2007 EU28 2017

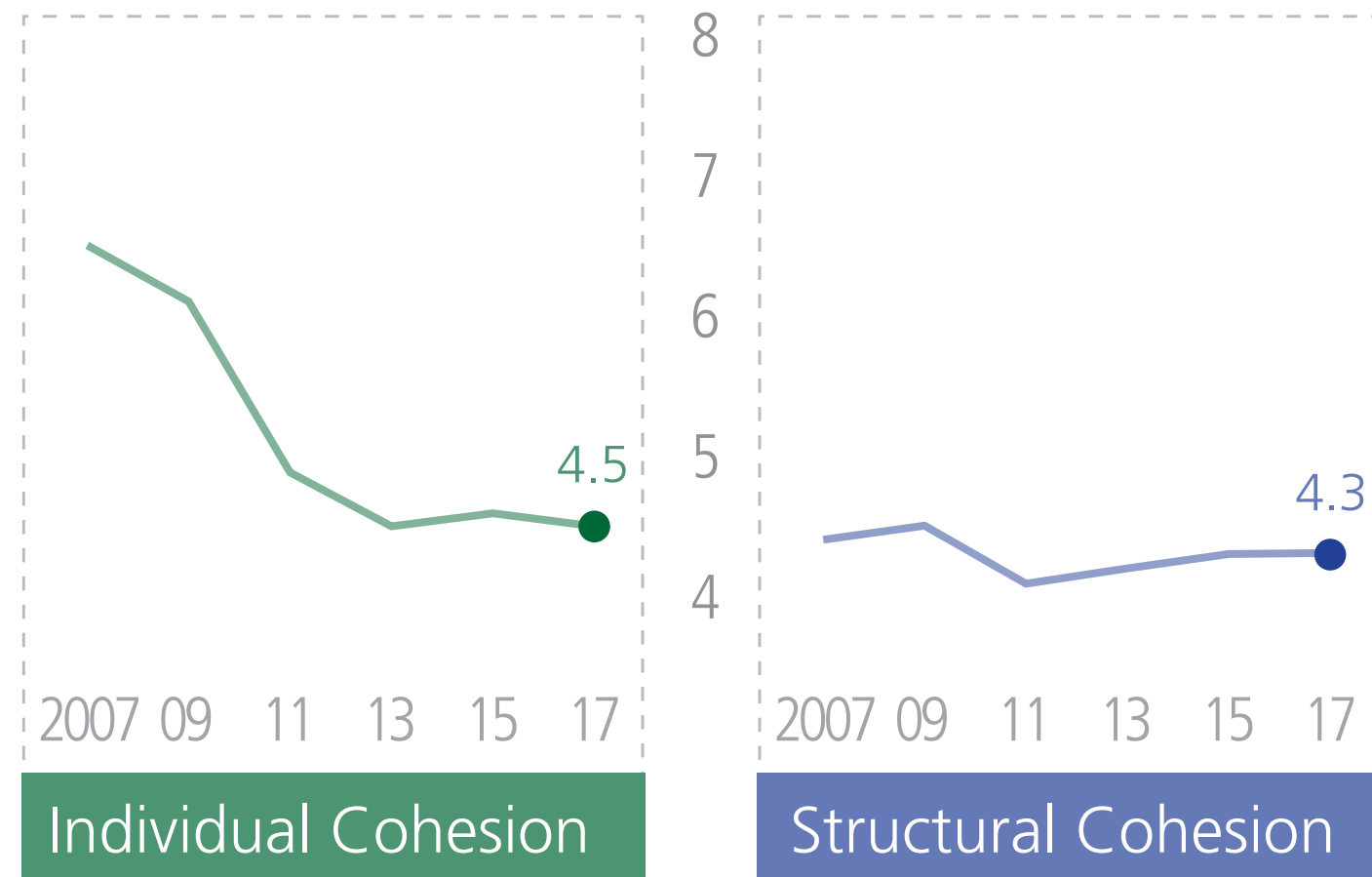
*i* Overall Results



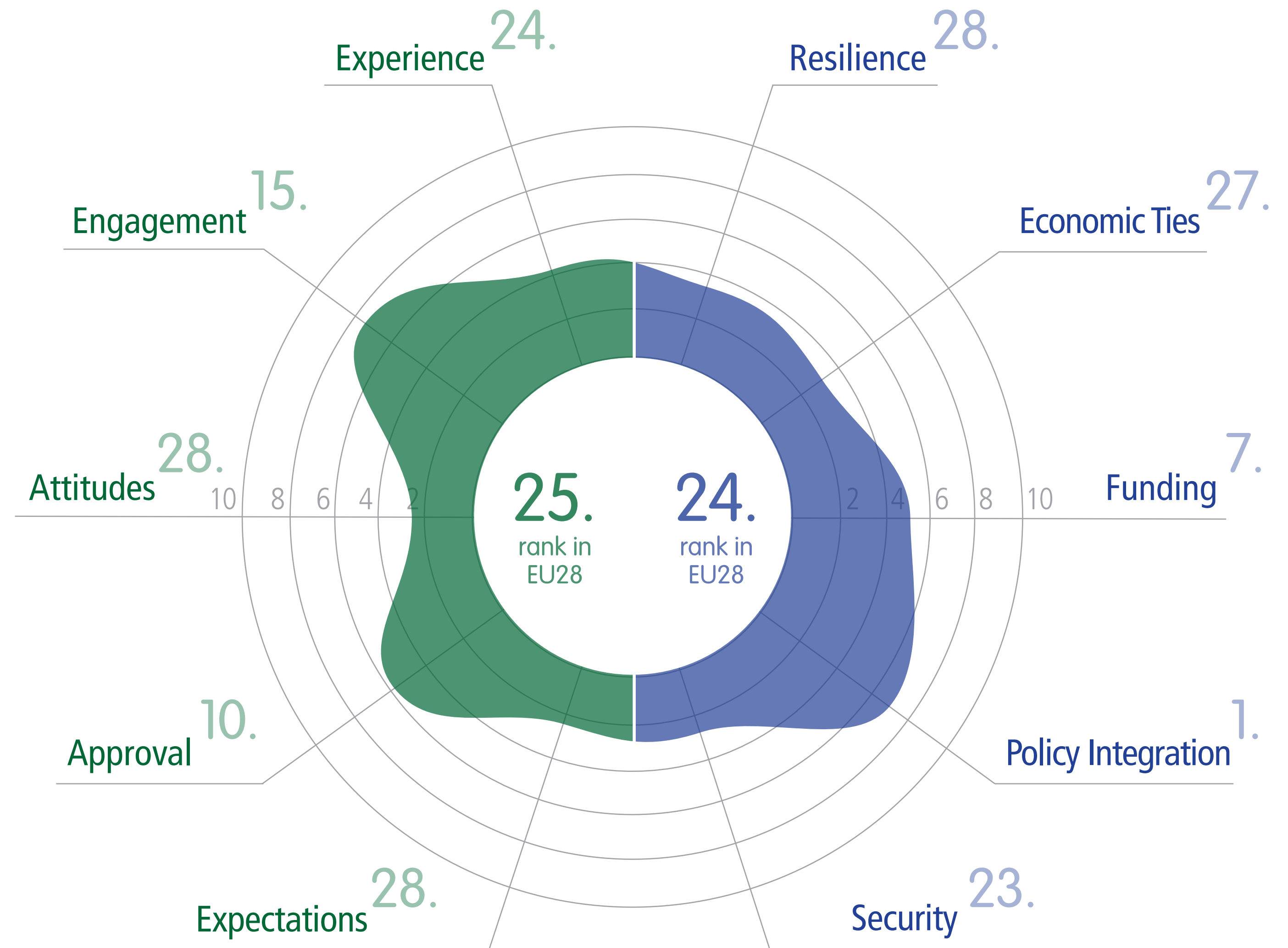
- |                |             |                |
|----------------|-------------|----------------|
| Austria        | Italy       | EU28           |
| Belgium        | Latvia      | * Eurogroup    |
| Bulgaria       | Lithuania   | New Hanse      |
| Croatia        | Luxembourg  | Affluent Seven |
| Cyprus         | Malta       | Southern Seven |
| Czech Rep.     | Netherlands | * Big Six      |
| Denmark        | Poland      | * Founding Six |
| Estonia        | Portugal    | Southeast Four |
| Finland        | Romania     | Visegrád Four  |
| France         | Slovakia    | Baltics        |
| <b>Germany</b> | Slovenia    | Benelux        |
| Greece         | Spain       | Nordics        |
| Hungary        | Sweden      |                |
| Ireland        | UK          |                |

# Greece 2017 vs. Greece 2007 EU28 2017

*i* Overall Results

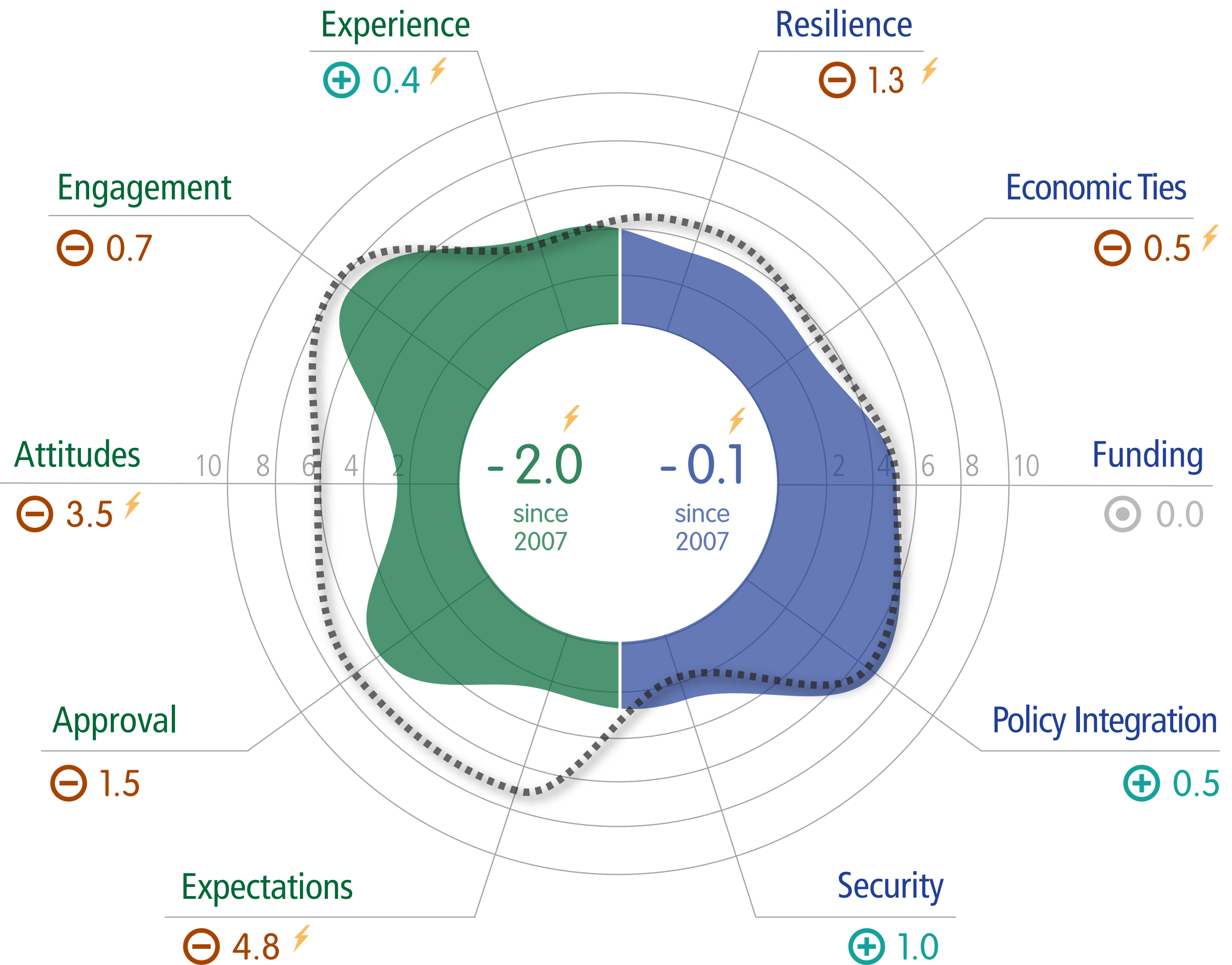
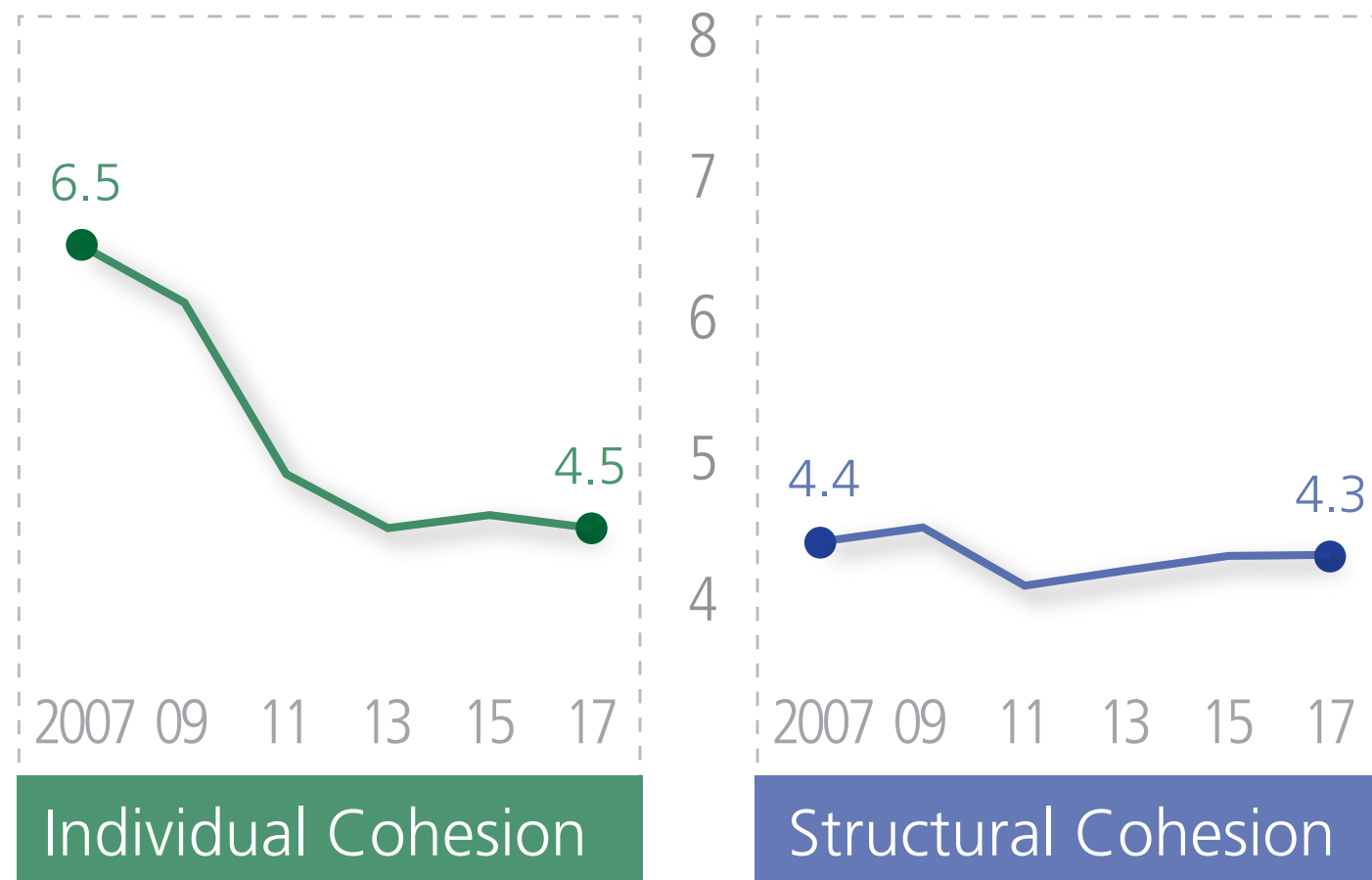


- |               |             |                  |
|---------------|-------------|------------------|
| Austria       | Italy       | EU28             |
| Belgium       | Latvia      | * Eurogroup      |
| Bulgaria      | Lithuania   | New Hanse        |
| Croatia       | Luxembourg  | Affluent Seven   |
| Cyprus        | Malta       | * Southern Seven |
| Czech Rep.    | Netherlands | Big Six          |
| Denmark       | Poland      | Founding Six     |
| Estonia       | Portugal    | Southeast Four   |
| Finland       | Romania     | Visegrád Four    |
| France        | Slovakia    | Baltics          |
| Germany       | Slovenia    | Benelux          |
| <b>Greece</b> | Spain       | Nordics          |
| Hungary       | Sweden      |                  |
| Ireland       | UK          |                  |



# Greece 2017 vs. Greece 2007 EU28 2017

*i* Overall Results



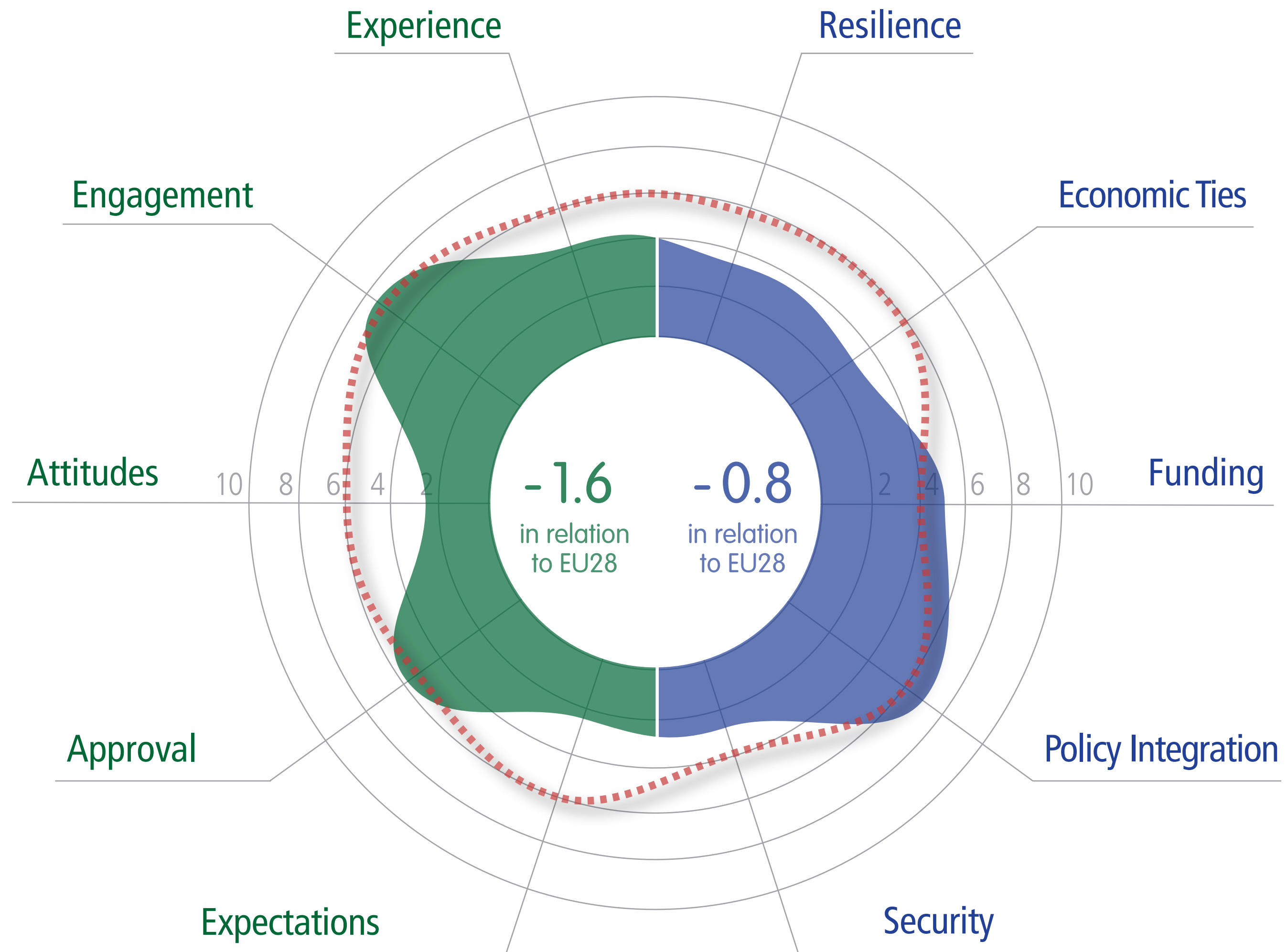
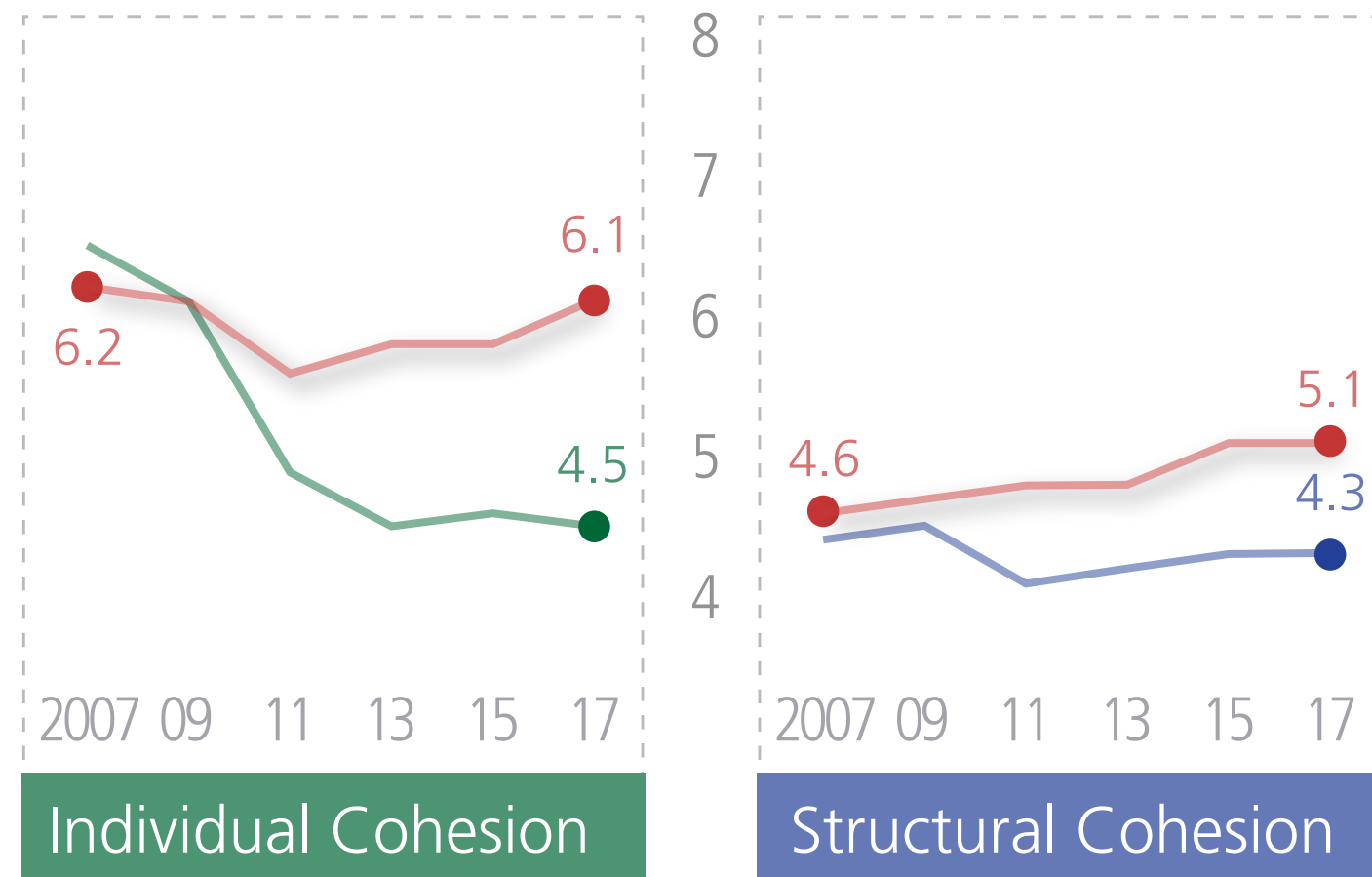
- Austria
- Belgium
- Bulgaria
- Croatia
- Cyprus
- Czech Rep.
- Denmark
- Estonia
- Finland
- France
- Germany
- Greece**
- Hungary
- Ireland

- Italy
- Latvia
- Lithuania
- Luxembourg
- Malta
- Netherlands
- Poland
- Portugal
- Romania
- Slovakia
- Slovenia
- Spain
- Sweden
- UK

- EU28
- \* Eurogroup
  - New Hanse
  - Affluent Seven
  - \* Southern Seven
  - Big Six
  - Founding Six
  - Southeast Four
  - Visegrád Four
  - Baltics
  - Benelux
  - Nordics
- ★ Top 5 gain  
⚡ Bottom 5 loss

# Greece 2017 vs. Greece 2007 EU28 2017

*i* Overall Results

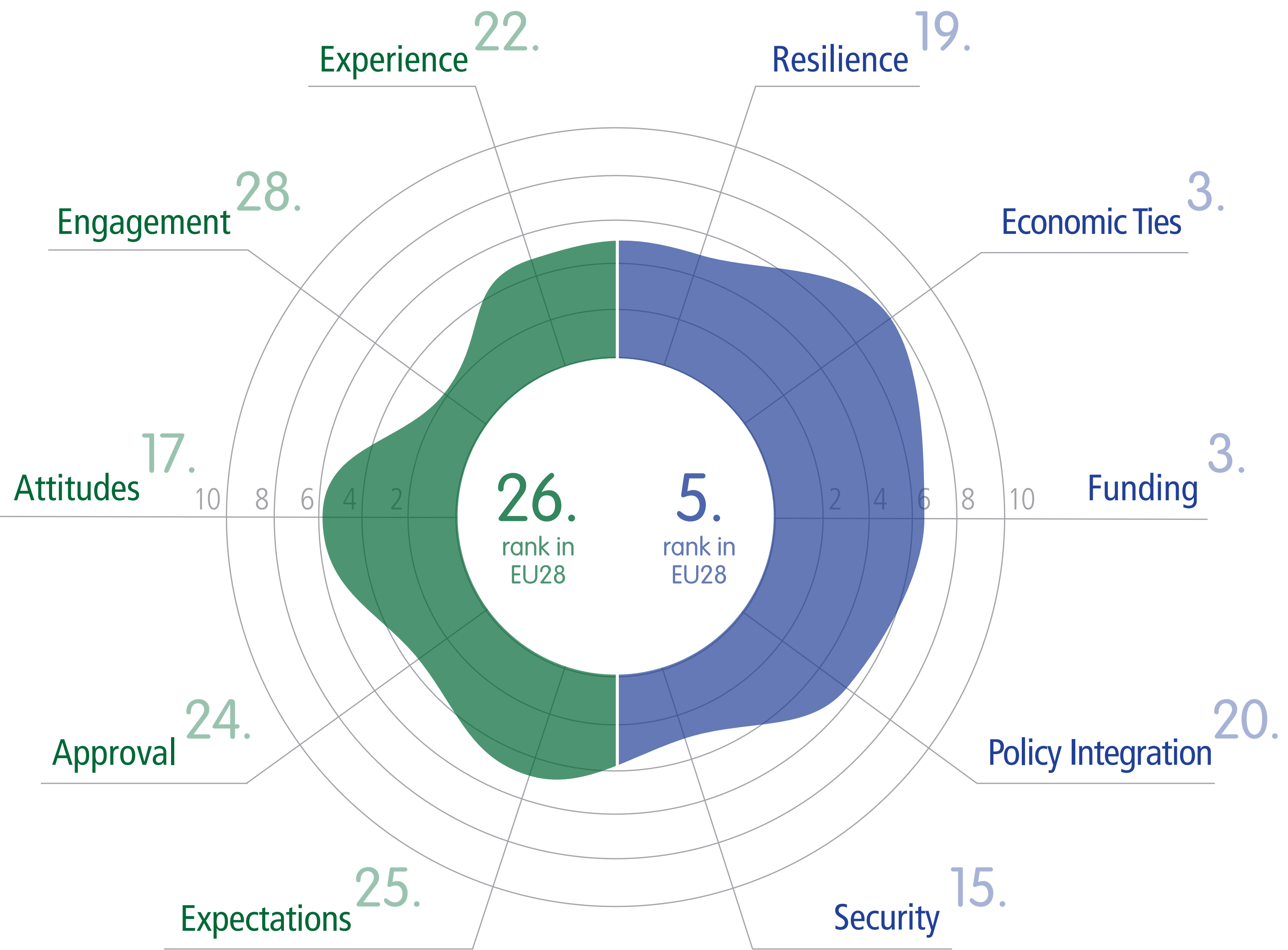
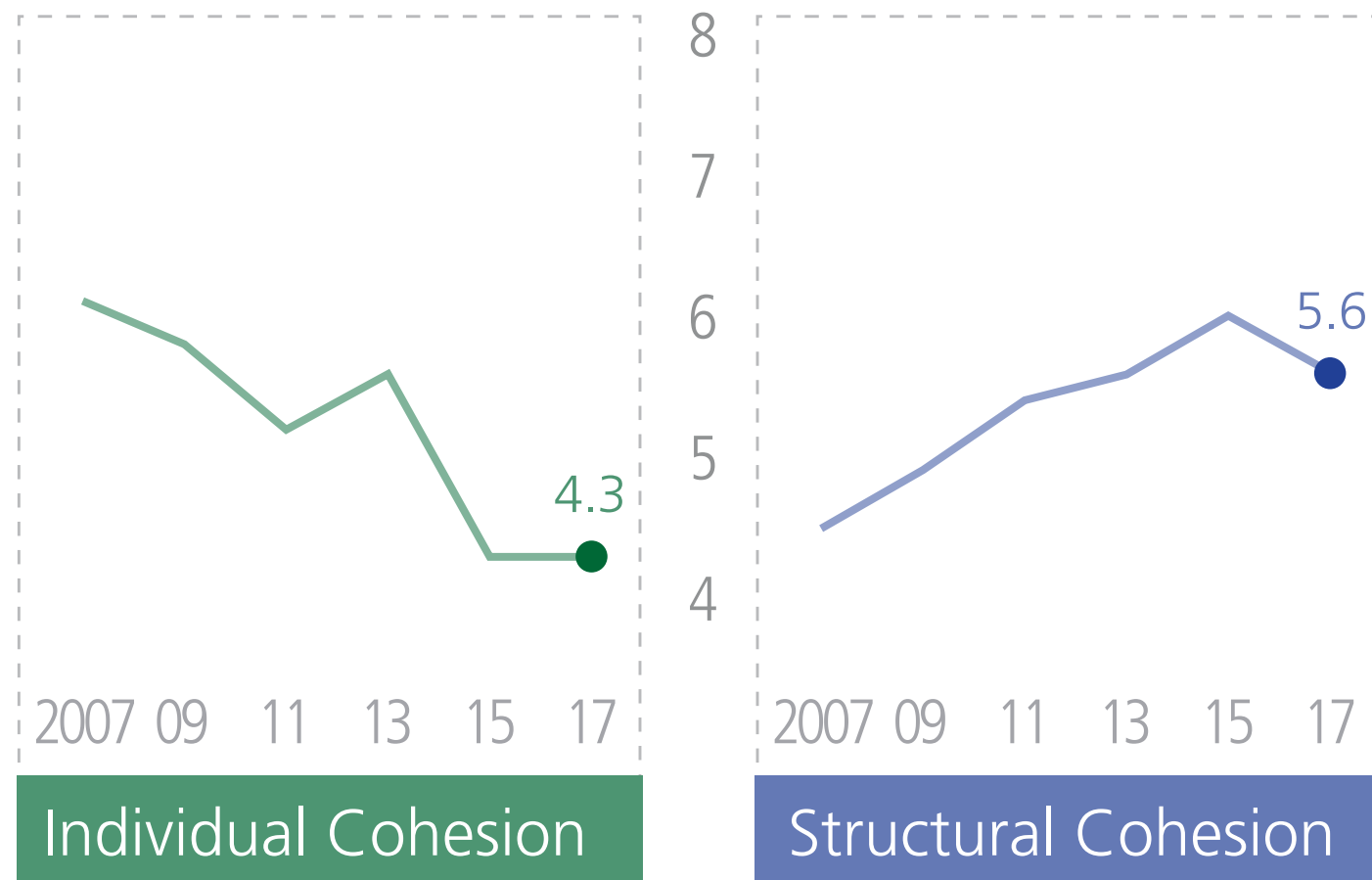


- |               |             |                  |
|---------------|-------------|------------------|
| Austria       | Italy       | EU28             |
| Belgium       | Latvia      | * Eurogroup      |
| Bulgaria      | Lithuania   | New Hanse        |
| Croatia       | Luxembourg  | Affluent Seven   |
| Cyprus        | Malta       | * Southern Seven |
| Czech Rep.    | Netherlands | Big Six          |
| Denmark       | Poland      | Founding Six     |
| Estonia       | Portugal    | Southeast Four   |
| Finland       | Romania     | Visegrád Four    |
| France        | Slovakia    | Baltics          |
| Germany       | Slovenia    | Benelux          |
| <b>Greece</b> | Spain       | Nordics          |
| Hungary       | Sweden      |                  |
| Ireland       | UK          |                  |



# Hungary 2017 vs. Hungary 2007 EU28 2017

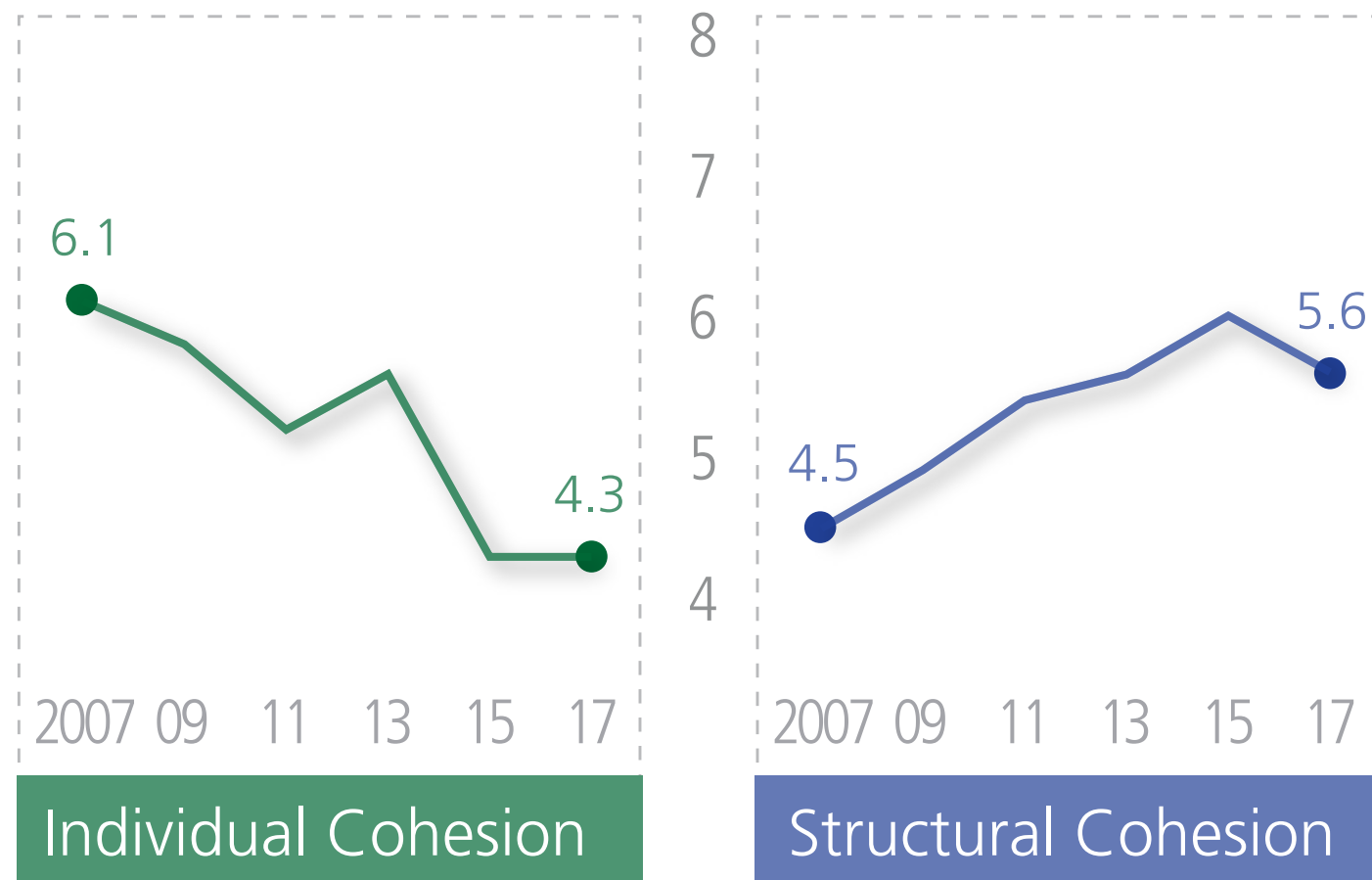
*i* Overall Results



- |                |             |                 |
|----------------|-------------|-----------------|
| Austria        | Italy       | EU28            |
| Belgium        | Latvia      | Eurogroup       |
| Bulgaria       | Lithuania   | New Hanse       |
| Croatia        | Luxembourg  | Affluent Seven  |
| Cyprus         | Malta       | Southern Seven  |
| Czech Rep.     | Netherlands | Big Six         |
| Denmark        | Poland      | Founding Six    |
| Estonia        | Portugal    | Southeast Four  |
| Finland        | Romania     | * Visegrád Four |
| France         | Slovakia    | Baltics         |
| Germany        | Slovenia    | Benelux         |
| Greece         | Spain       | Nordics         |
| <b>Hungary</b> | Sweden      |                 |
| Ireland        | UK          |                 |

# Hungary 2017 vs. Hungary 2007 EU28 2017

*i* Overall Results

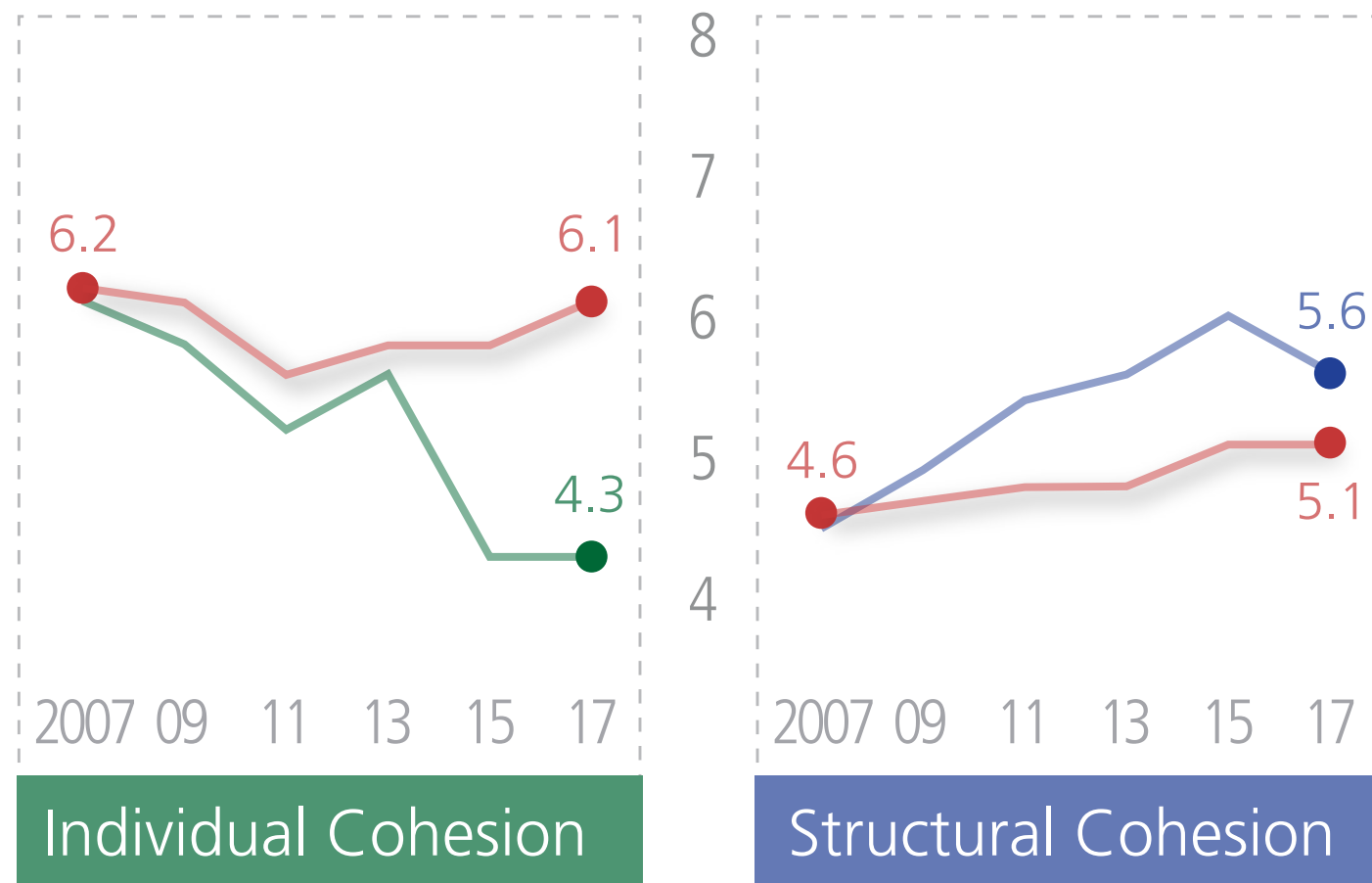


- |                |             |                 |
|----------------|-------------|-----------------|
| Austria        | Italy       | EU28            |
| Belgium        | Latvia      | Eurogroup       |
| Bulgaria       | Lithuania   | New Hanse       |
| Croatia        | Luxembourg  | Affluent Seven  |
| Cyprus         | Malta       | Southern Seven  |
| Czech Rep.     | Netherlands | Big Six         |
| Denmark        | Poland      | Founding Six    |
| Estonia        | Portugal    | Southeast Four  |
| Finland        | Romania     | * Visegrád Four |
| France         | Slovakia    | Baltics         |
| Germany        | Slovenia    | Benelux         |
| Greece         | Spain       | Nordics         |
| <b>Hungary</b> | Sweden      |                 |
| Ireland        | UK          |                 |

★ Top 5 gain  
⚡ Bottom 5 loss

# Hungary 2017 vs. Hungary 2007 EU28 2017

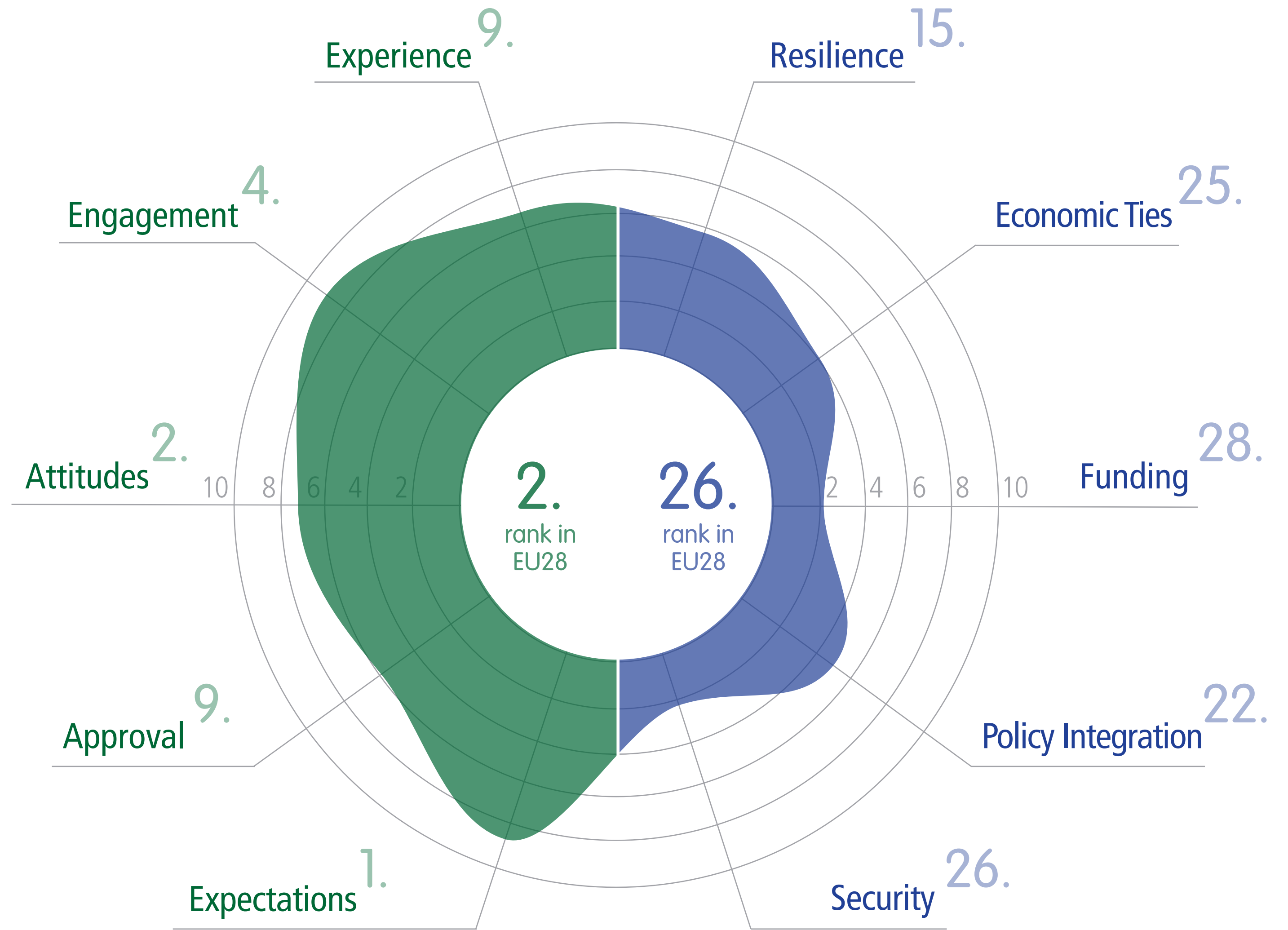
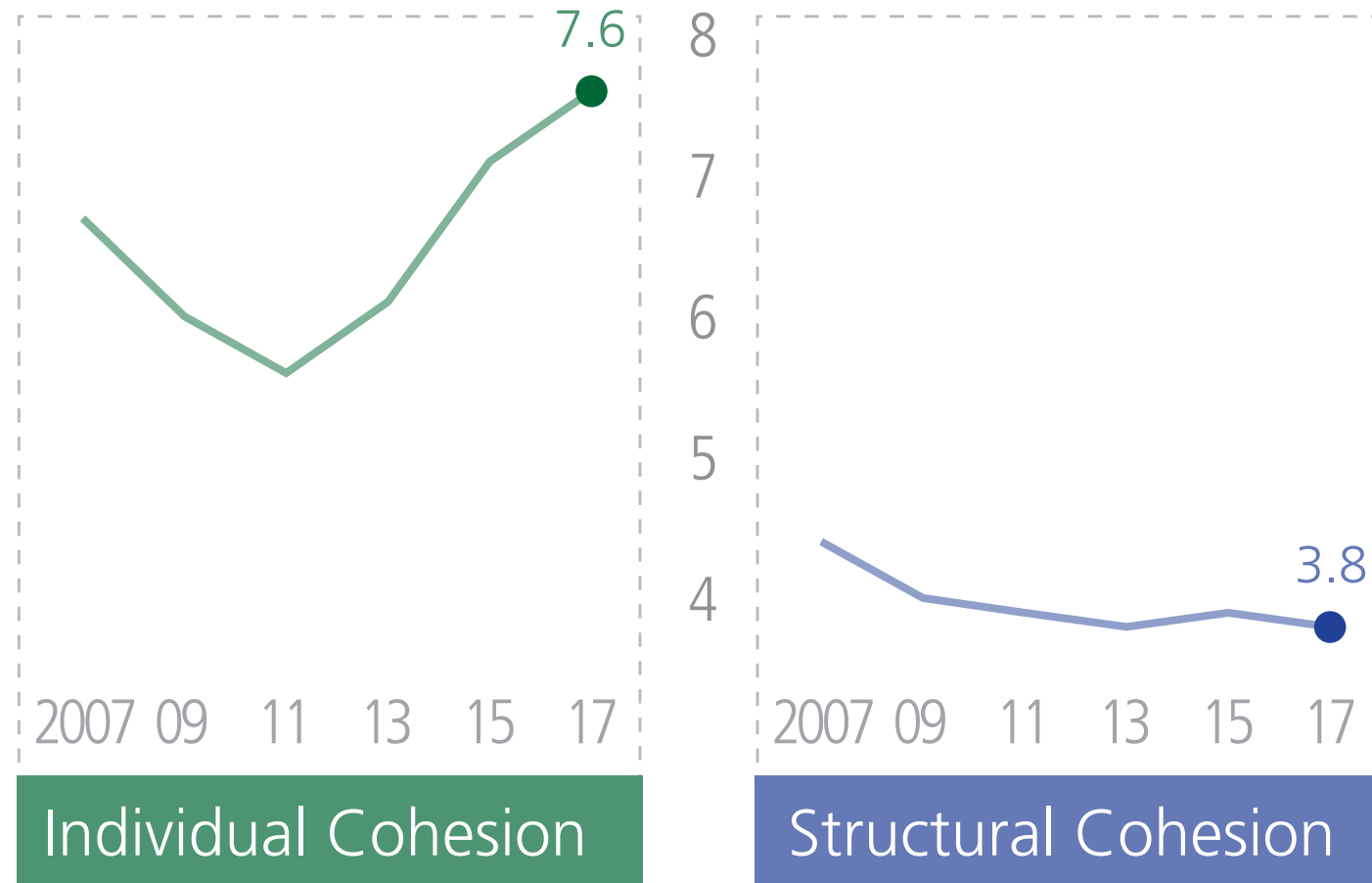
*i* Overall Results



- Austria
- Belgium
- Bulgaria
- Croatia
- Cyprus
- Czech Rep.
- Denmark
- Estonia
- Finland
- France
- Germany
- Greece
- Hungary**
- Ireland
- Italy
- Latvia
- Lithuania
- Luxembourg
- Malta
- Netherlands
- Poland
- Portugal
- Romania
- Slovakia
- Slovenia
- Spain
- Sweden
- UK
- EU28
- Eurogroup
- New Hanse
- Affluent Seven
- Southern Seven
- Big Six
- Founding Six
- Southeast Four
- \* Visegrád Four
- Baltics
- Benelux
- Nordics

# Ireland 2017 vs. Ireland 2007 EU28 2017

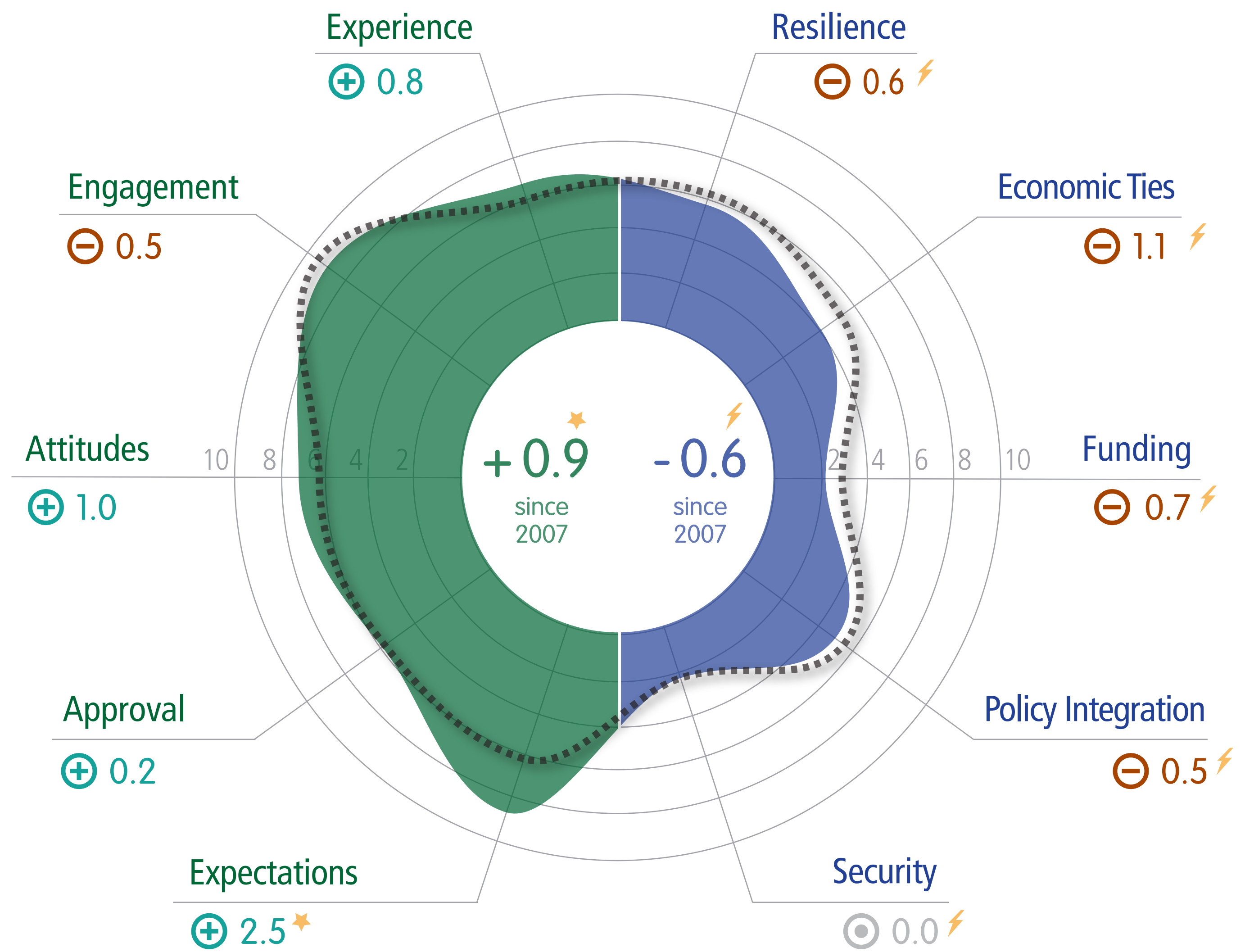
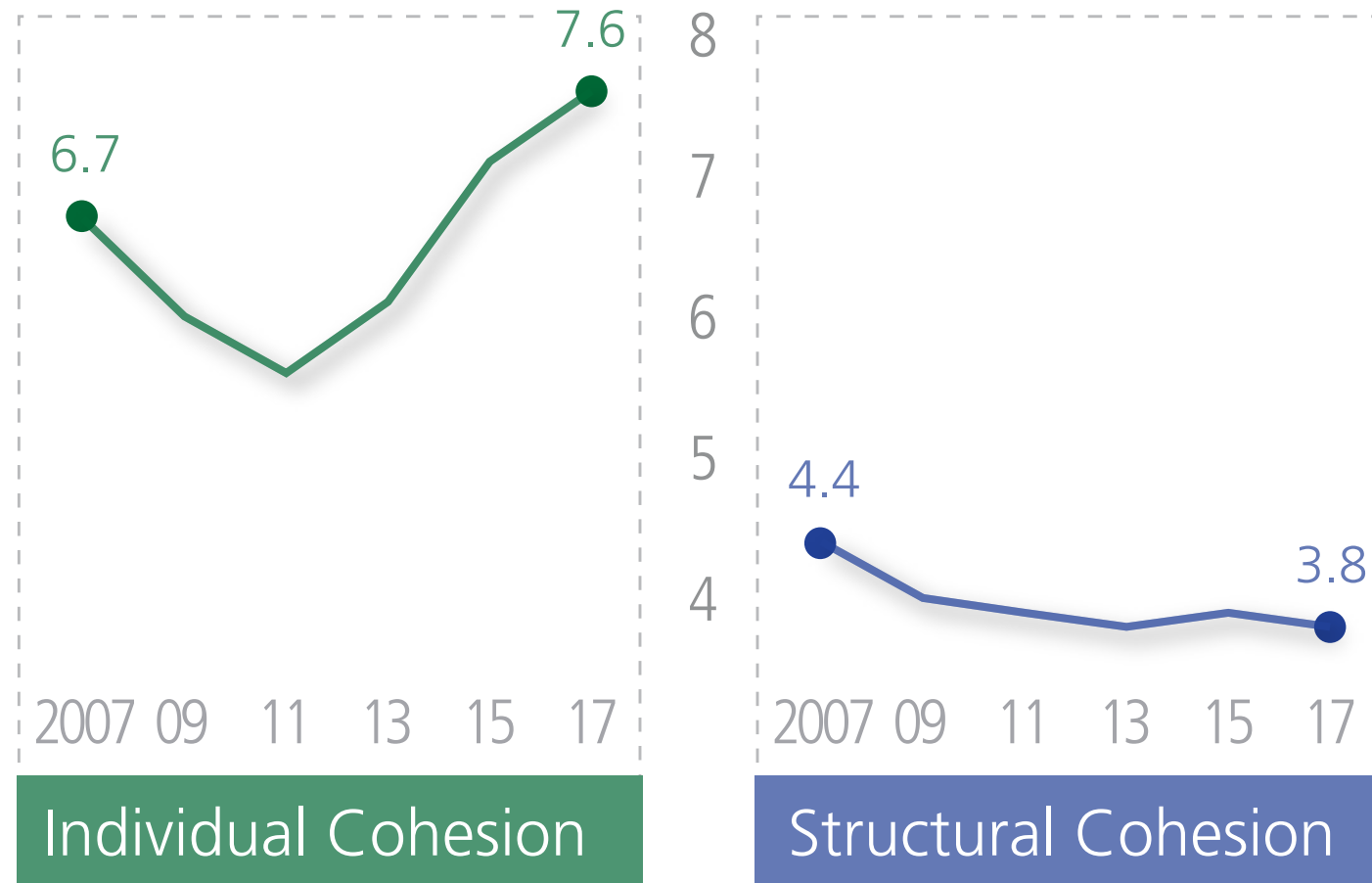
*i* Overall Results



- |                |             |                |
|----------------|-------------|----------------|
| Austria        | Italy       | EU28           |
| Belgium        | Latvia      | * Eurogroup    |
| Bulgaria       | Lithuania   | * New Hanse    |
| Croatia        | Luxembourg  | Affluent Seven |
| Cyprus         | Malta       | Southern Seven |
| Czech Rep.     | Netherlands | Big Six        |
| Denmark        | Poland      | Founding Six   |
| Estonia        | Portugal    | Southeast Four |
| Finland        | Romania     | Visegrád Four  |
| France         | Slovakia    | Baltics        |
| Germany        | Slovenia    | Benelux        |
| Greece         | Spain       | Nordics        |
| Hungary        | Sweden      |                |
| <b>Ireland</b> | UK          |                |

# Ireland 2017 vs. Ireland 2007 EU28 2017

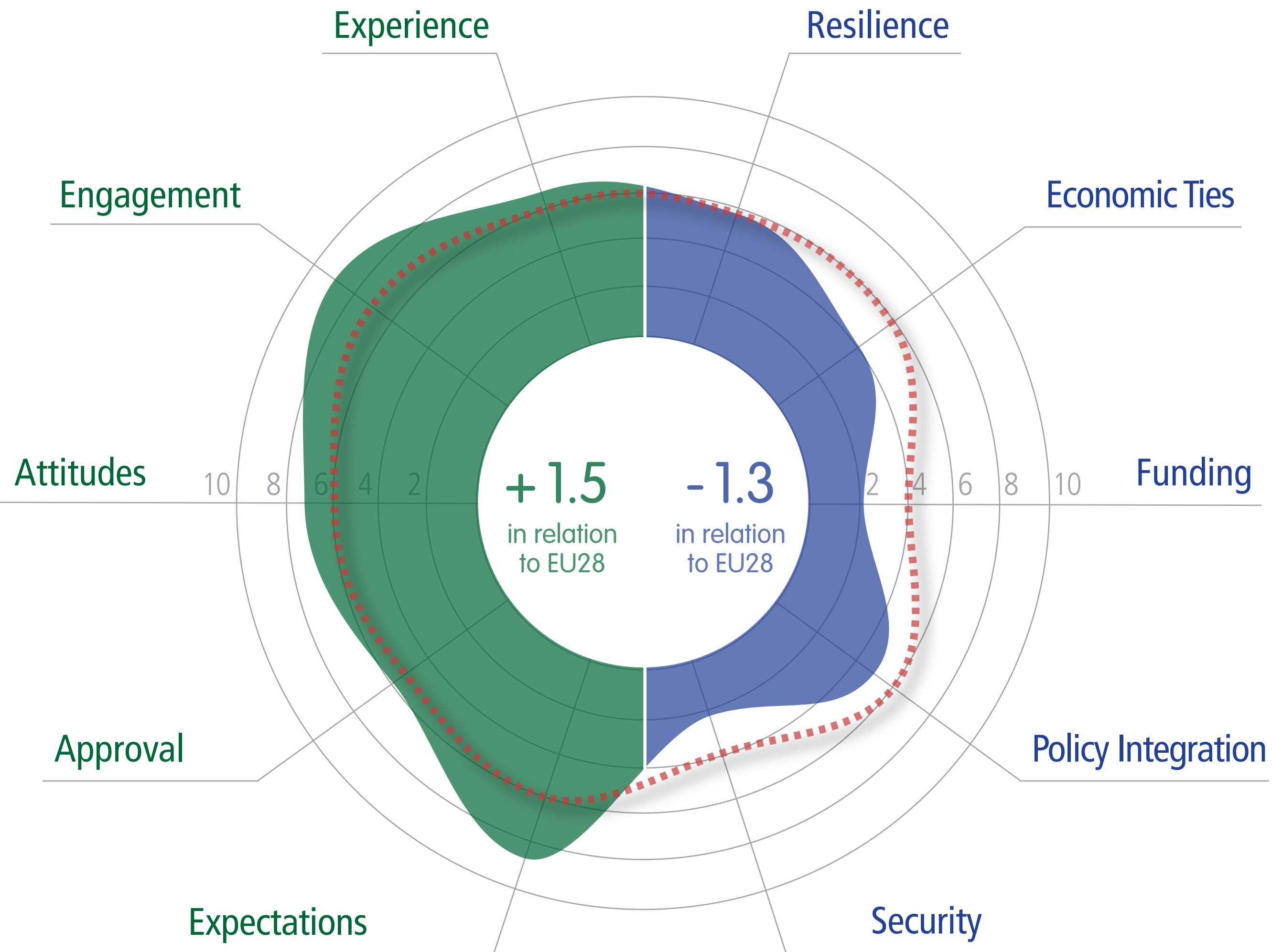
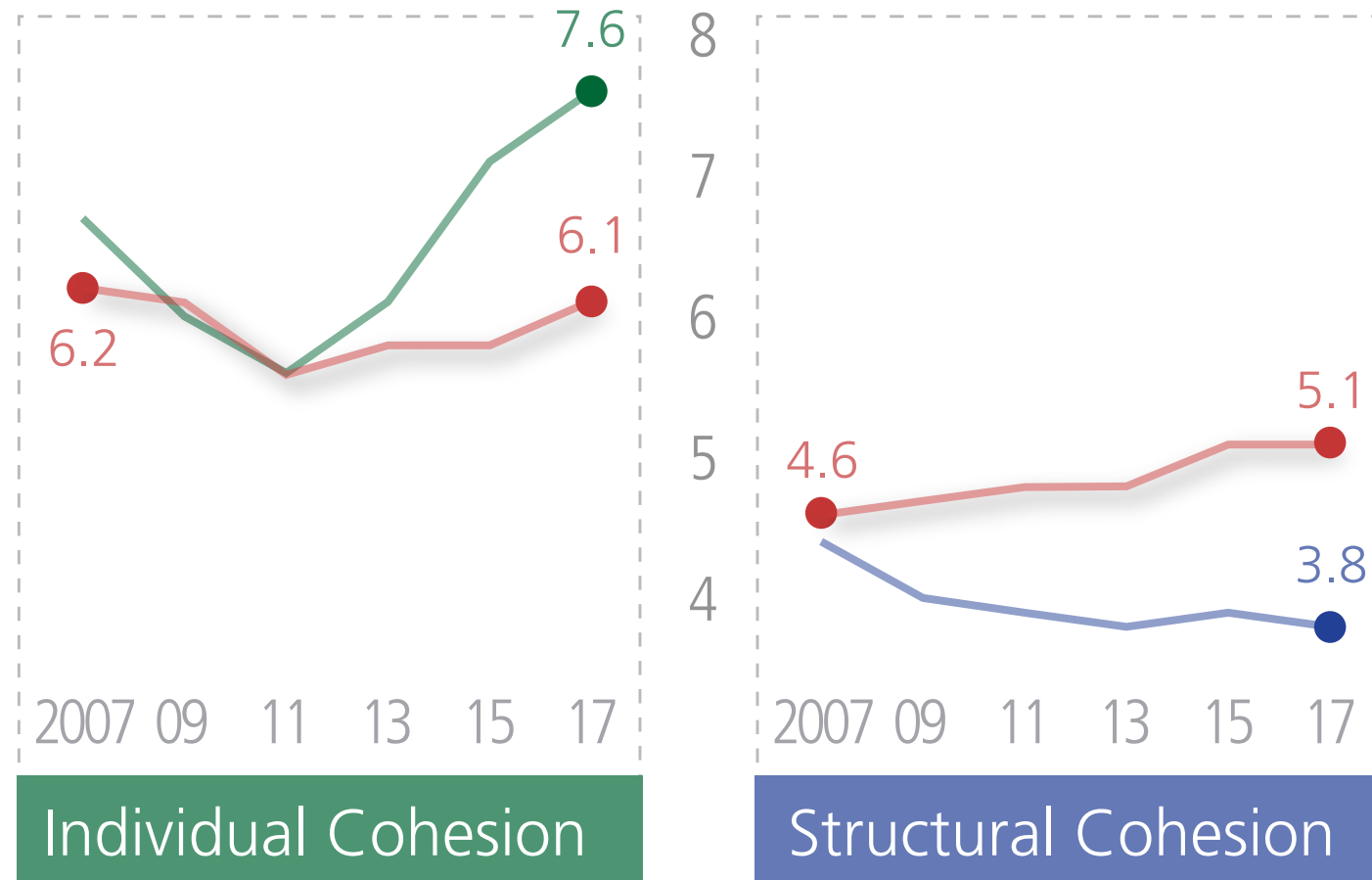
*i* Overall Results



- |                |             |                |
|----------------|-------------|----------------|
| Austria        | Italy       | EU28           |
| Belgium        | Latvia      | * Eurogroup    |
| Bulgaria       | Lithuania   | * New Hanse    |
| Croatia        | Luxembourg  | Affluent Seven |
| Cyprus         | Malta       | Southern Seven |
| Czech Rep.     | Netherlands | Big Six        |
| Denmark        | Poland      | Founding Six   |
| Estonia        | Portugal    | Southeast Four |
| Finland        | Romania     | Visegrád Four  |
| France         | Slovakia    | Baltics        |
| Germany        | Slovenia    | Benelux        |
| Greece         | Spain       | Nordics        |
| Hungary        | Sweden      |                |
| <b>Ireland</b> | UK          |                |
- ★ Top 5 gain  
⚡ Bottom 5 loss

# Ireland 2017 vs. Ireland 2007 EU28 2017

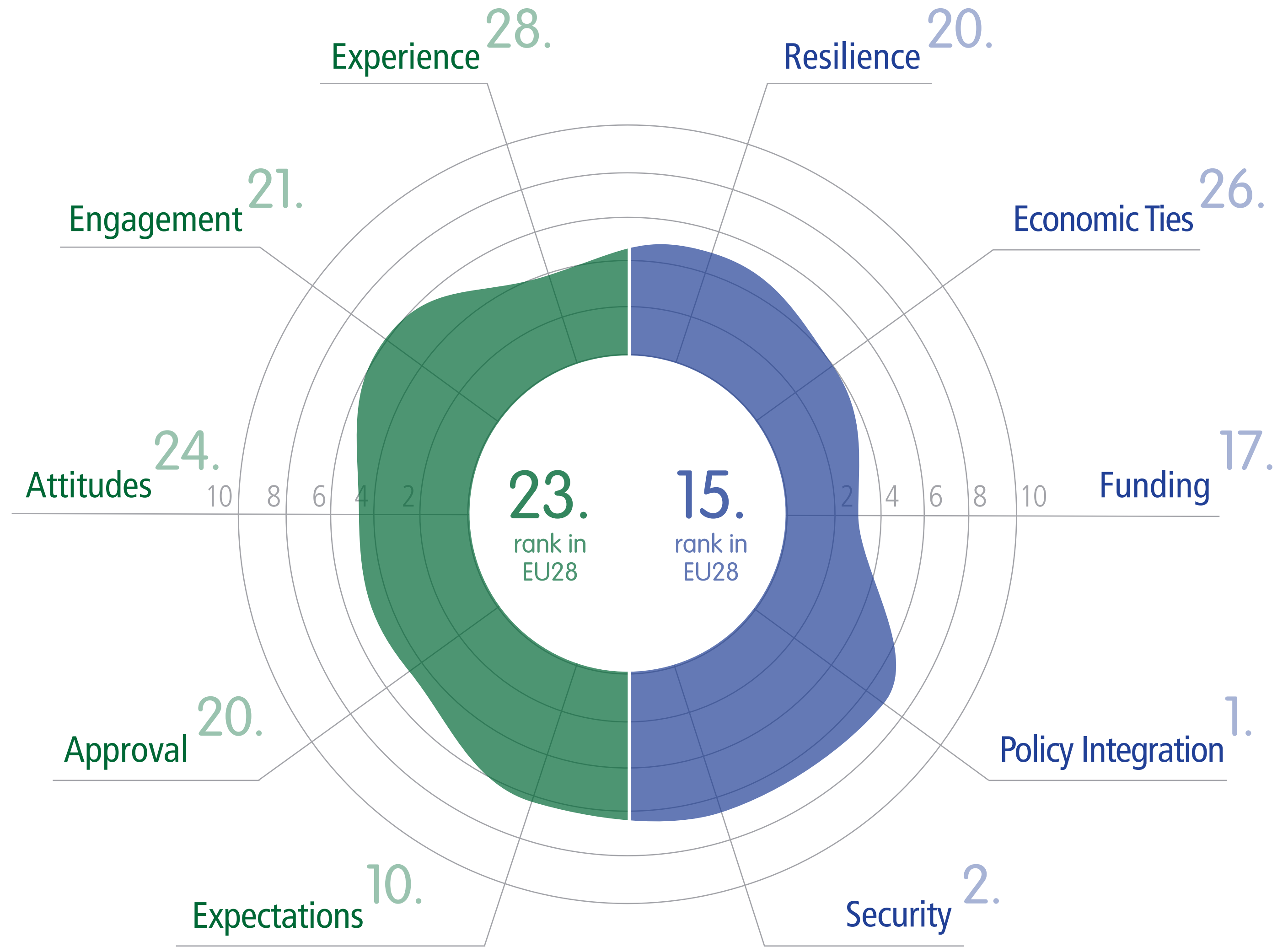
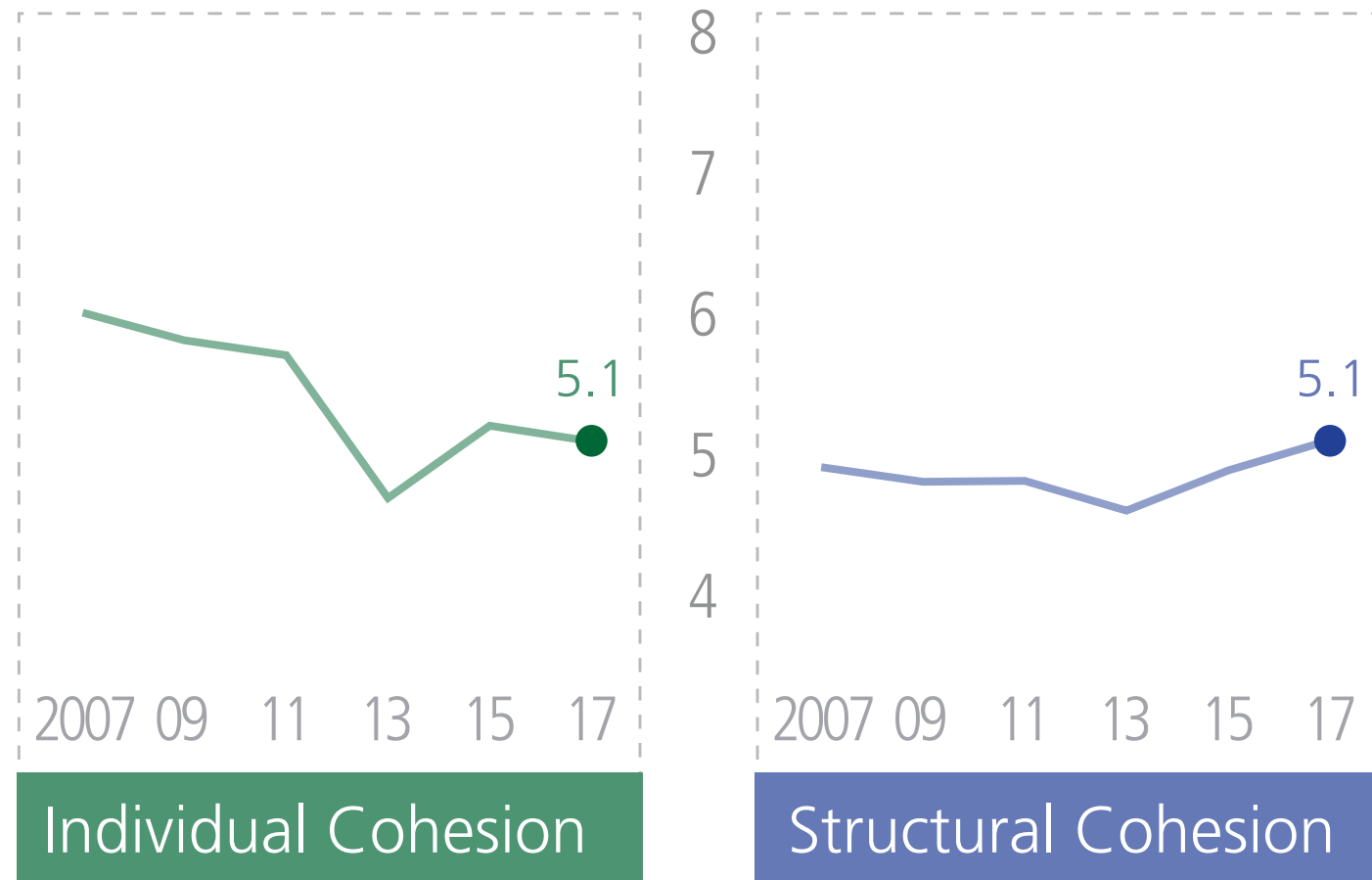
*i* Overall Results



- |                |             |                |
|----------------|-------------|----------------|
| Austria        | Italy       | EU28           |
| Belgium        | Latvia      | * Eurogroup    |
| Bulgaria       | Lithuania   | * New Hanse    |
| Croatia        | Luxembourg  | Affluent Seven |
| Cyprus         | Malta       | Southern Seven |
| Czech Rep.     | Netherlands | Big Six        |
| Denmark        | Poland      | Founding Six   |
| Estonia        | Portugal    | Southeast Four |
| Finland        | Romania     | Visegrád Four  |
| France         | Slovakia    | Baltics        |
| Germany        | Slovenia    | Benelux        |
| Greece         | Spain       | Nordics        |
| Hungary        | Sweden      |                |
| <b>Ireland</b> | UK          |                |

# Italy 2017 vs. Italy 2007 EU28 2017

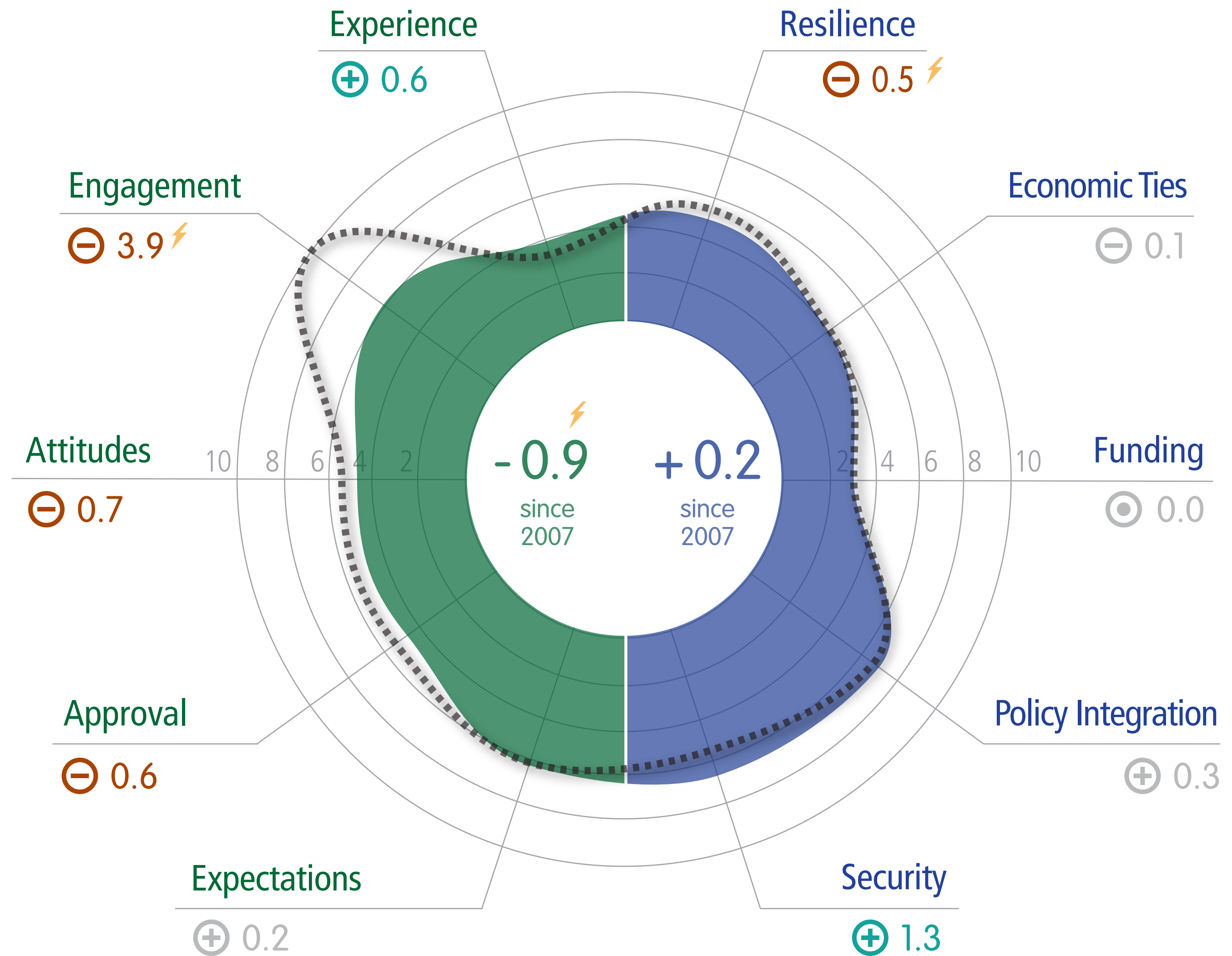
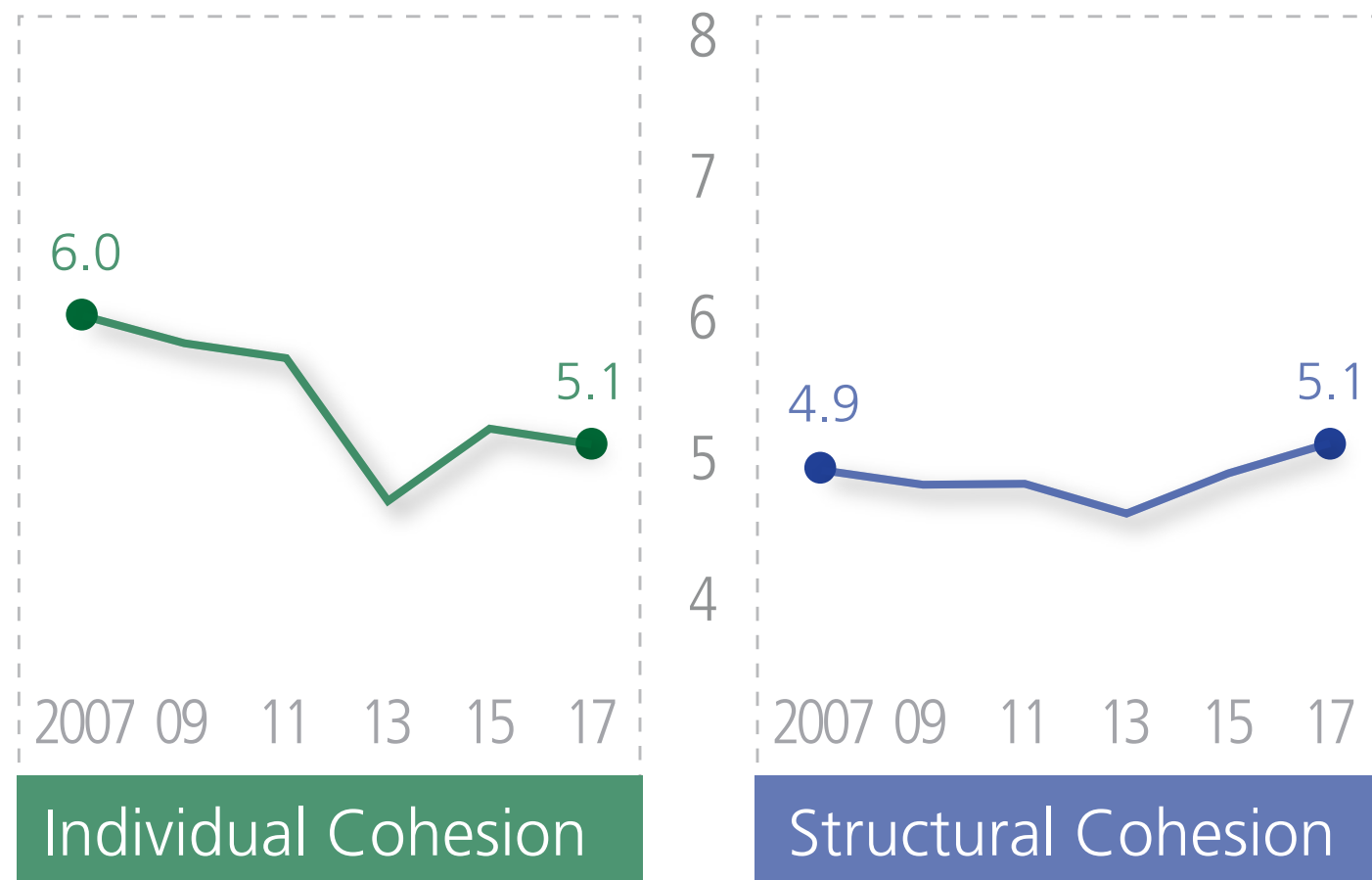
*i* Overall Results



- |            |              |                  |
|------------|--------------|------------------|
| Austria    | <b>Italy</b> | EU28             |
| Belgium    | Latvia       | * Eurogroup      |
| Bulgaria   | Lithuania    | New Hanse        |
| Croatia    | Luxembourg   | Affluent Seven   |
| Cyprus     | Malta        | * Southern Seven |
| Czech Rep. | Netherlands  | * Big Six        |
| Denmark    | Poland       | * Founding Six   |
| Estonia    | Portugal     | Southeast Four   |
| Finland    | Romania      | Visegrád Four    |
| France     | Slovakia     | Baltics          |
| Germany    | Slovenia     | Benelux          |
| Greece     | Spain        | Nordics          |
| Hungary    | Sweden       |                  |
| Ireland    | UK           |                  |

# Italy 2017 vs. Italy 2007 EU28 2017

*i* Overall Results



- Austria
- Belgium
- Bulgaria
- Croatia
- Cyprus
- Czech Rep.
- Denmark
- Estonia
- Finland
- France
- Germany
- Greece
- Hungary
- Ireland

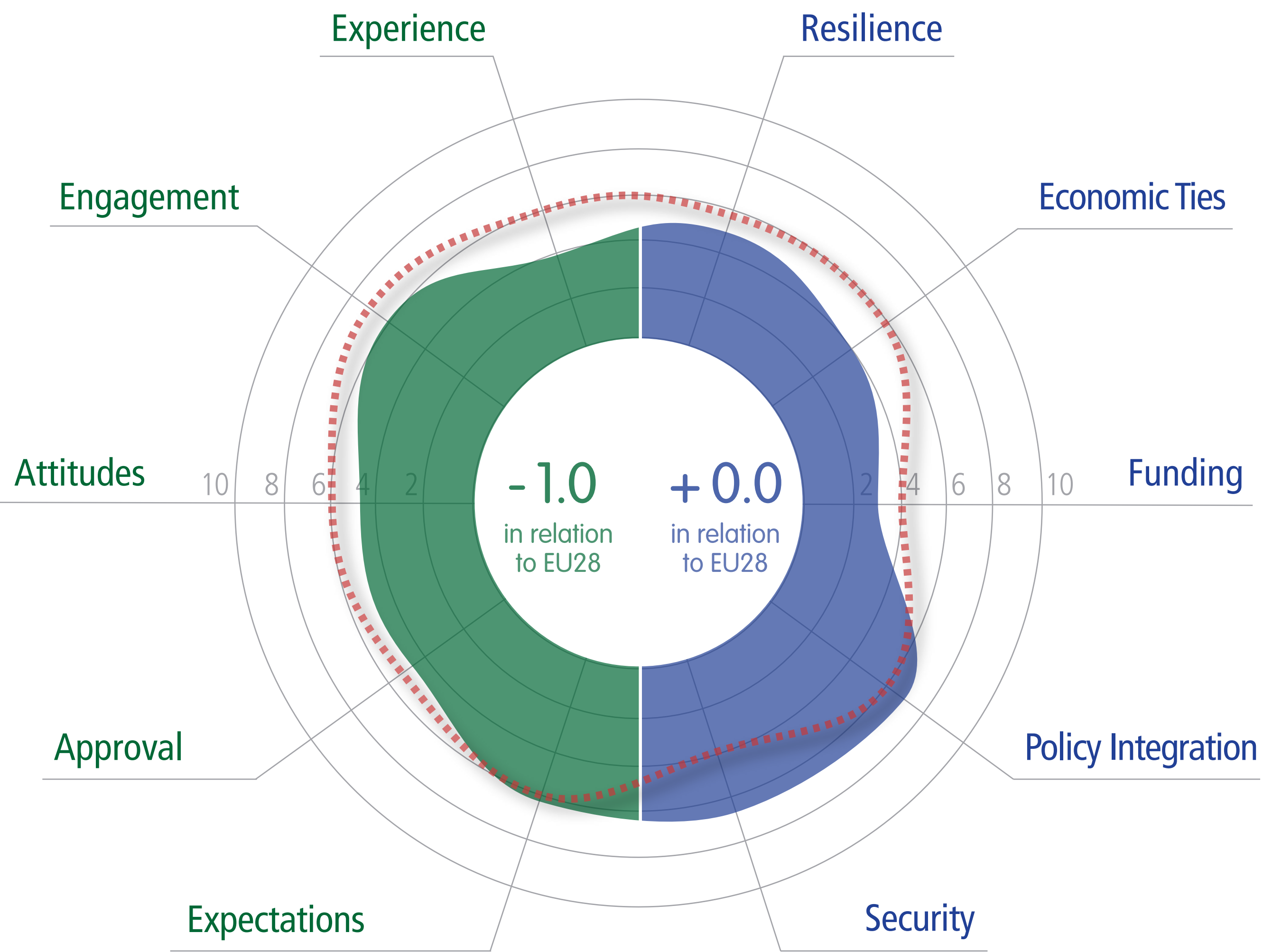
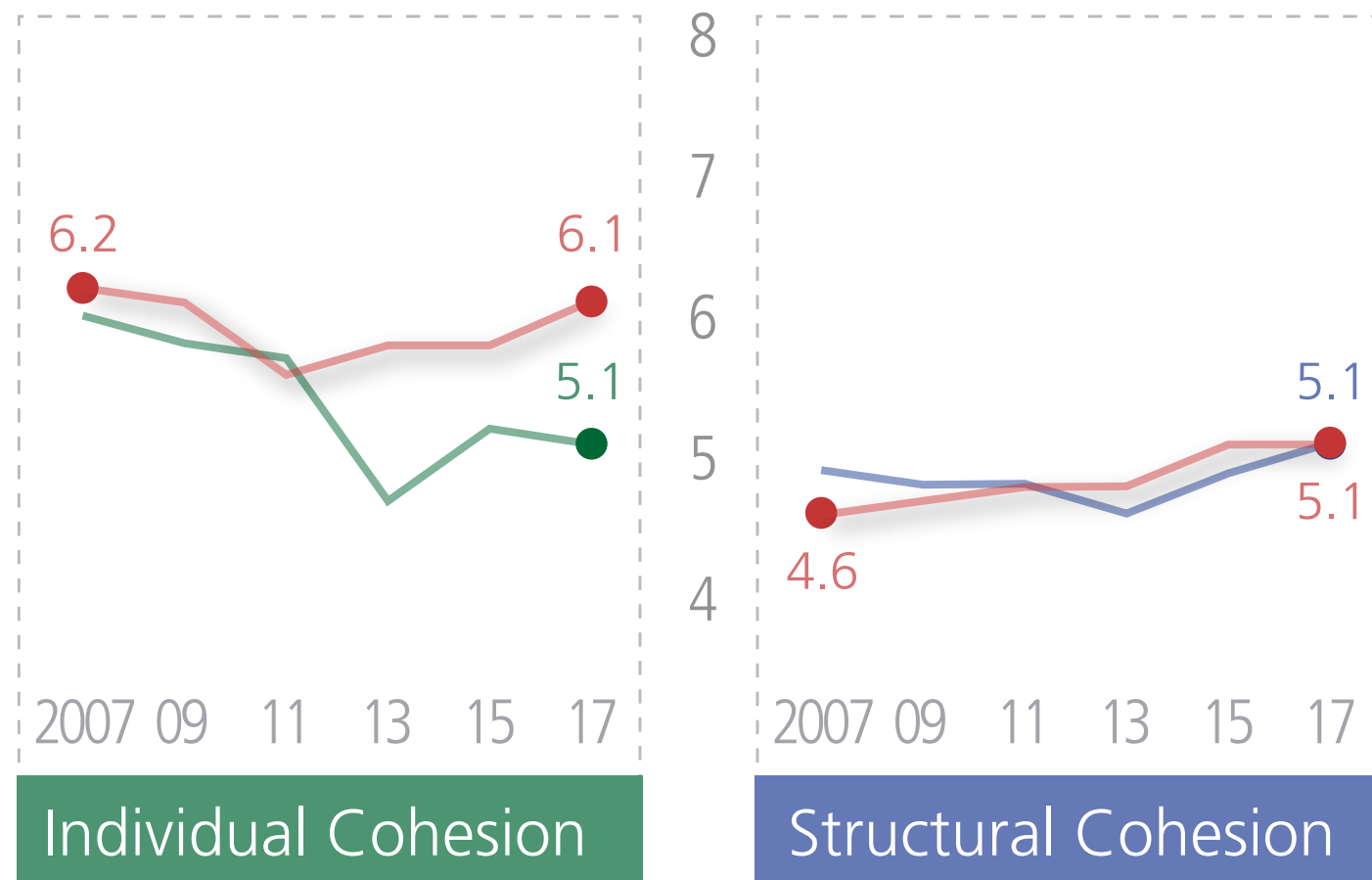
- Italy**
- Latvia
  - Lithuania
  - Luxembourg
  - Malta
  - Netherlands
  - Poland
  - Portugal
  - Romania
  - Slovakia
  - Slovenia
  - Spain
  - Sweden
  - UK

- EU28**
- \* Eurogroup
  - New Hanse
  - Affluent Seven
  - \* Southern Seven
  - \* Big Six
  - \* Founding Six
  - Southeast Four
  - Visegrád Four
  - Baltics
  - Benelux
  - Nordics
- ★ Top 5 gain  
⚡ Bottom 5 loss



# Italy 2017 vs. Italy 2007 EU28 2017

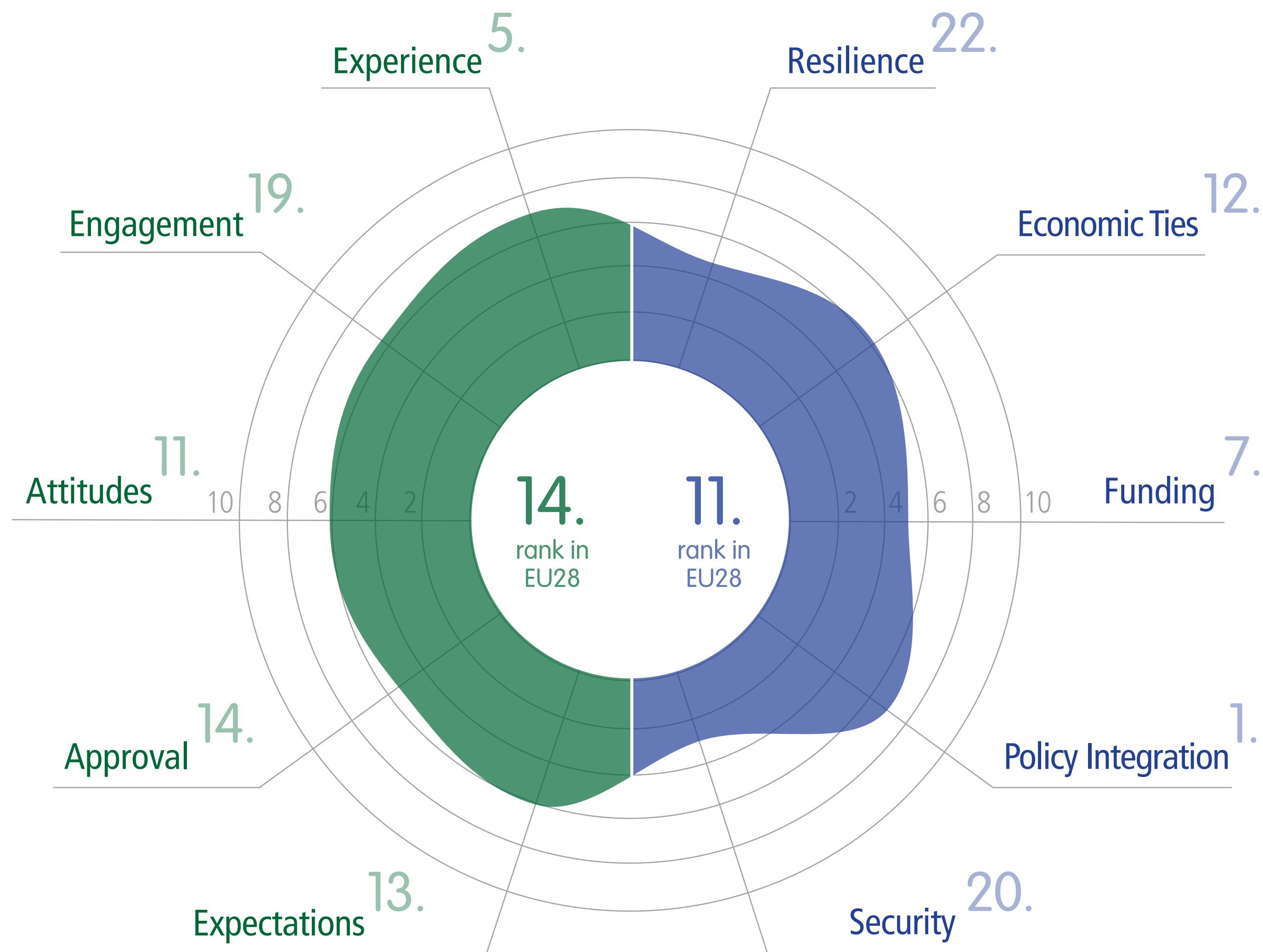
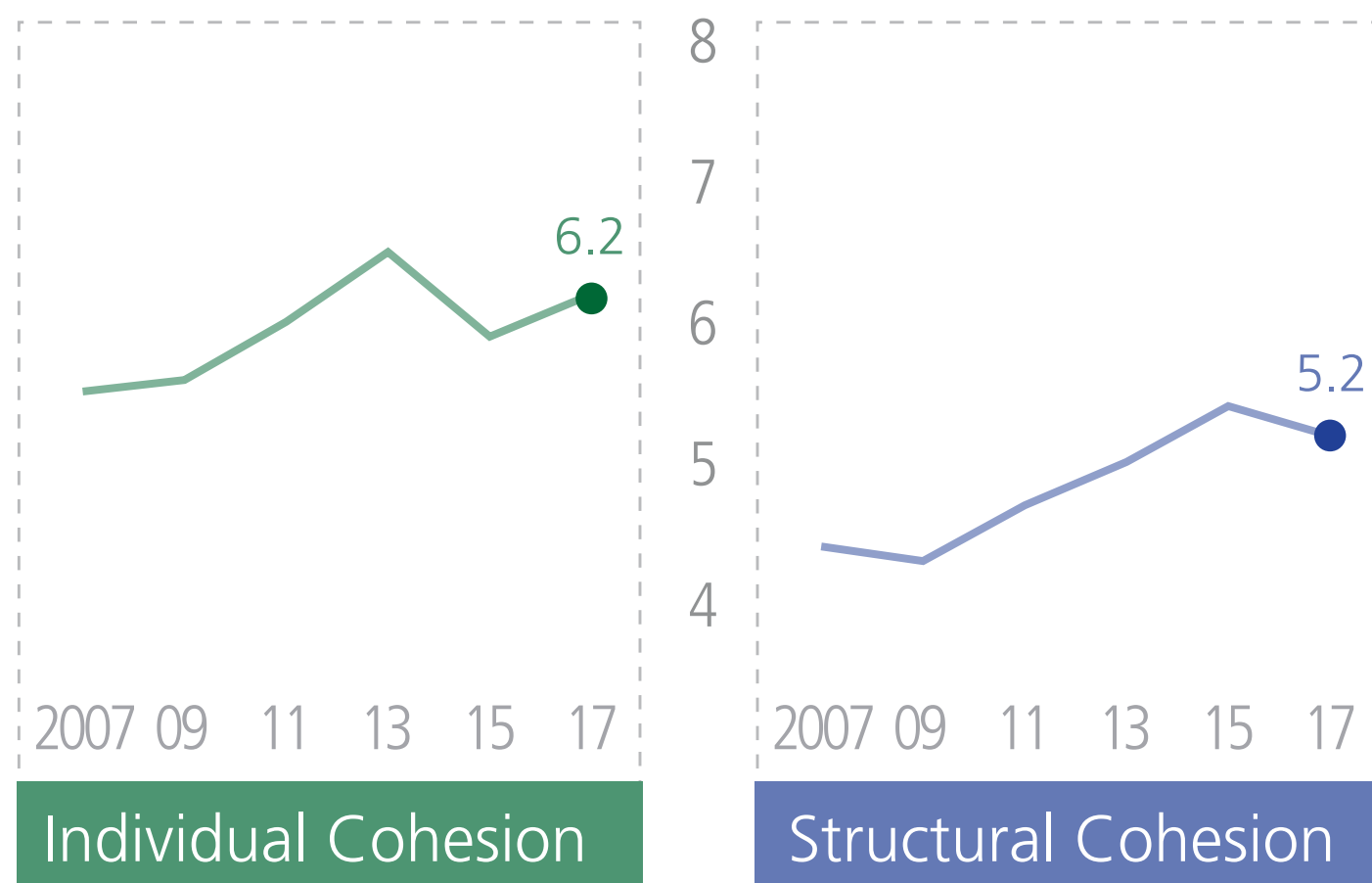
*i* Overall Results



- |            |              |                  |
|------------|--------------|------------------|
| Austria    | <b>Italy</b> | EU28             |
| Belgium    | Latvia       | * Eurogroup      |
| Bulgaria   | Lithuania    | New Hanse        |
| Croatia    | Luxembourg   | Affluent Seven   |
| Cyprus     | Malta        | * Southern Seven |
| Czech Rep. | Netherlands  | * Big Six        |
| Denmark    | Poland       | * Founding Six   |
| Estonia    | Portugal     | Southeast Four   |
| Finland    | Romania      | Visegrád Four    |
| France     | Slovakia     | Baltics          |
| Germany    | Slovenia     | Benelux          |
| Greece     | Spain        | Nordics          |
| Hungary    | Sweden       |                  |
| Ireland    | UK           |                  |

# Latvia 2017 vs. Latvia 2007 EU28 2017

*i* Overall Results



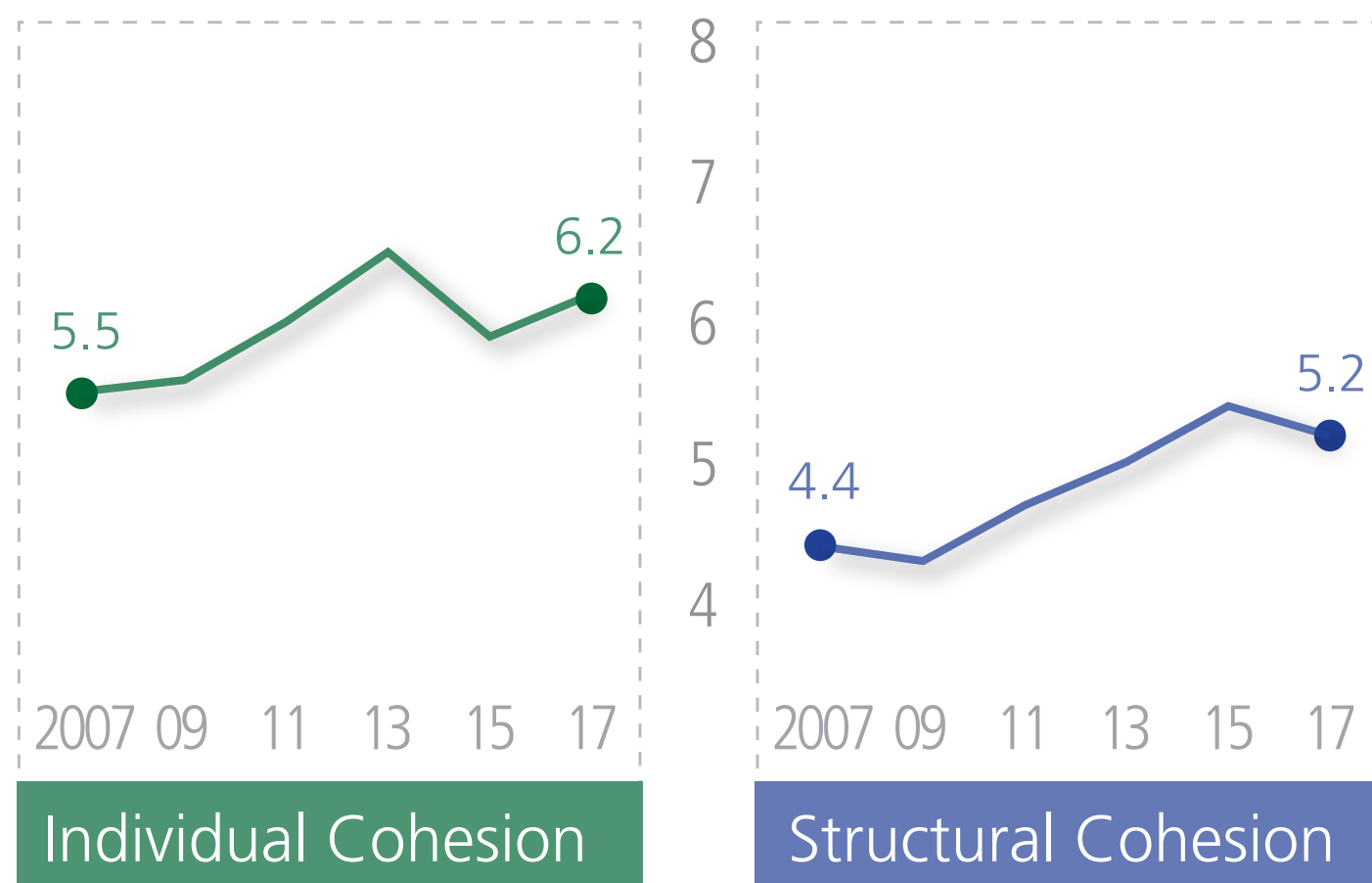
Austria  
Belgium  
Bulgaria  
Croatia  
Cyprus  
Czech Rep.  
Denmark  
Estonia  
Finland  
France  
Germany  
Greece  
Hungary  
Ireland

Italy  
**Latvia**  
Lithuania  
Luxembourg  
Malta  
Netherlands  
Poland  
Portugal  
Romania  
Slovakia  
Slovenia  
Spain  
Sweden  
UK

EU28  
\* Eurogroup  
\* New Hanse  
Affluent Seven  
Southern Seven  
Big Six  
Founding Six  
Southeast Four  
Visegrád Four  
\* Baltics  
Benelux  
Nordics

# Latvia 2017 vs. Latvia 2007 EU28 2017

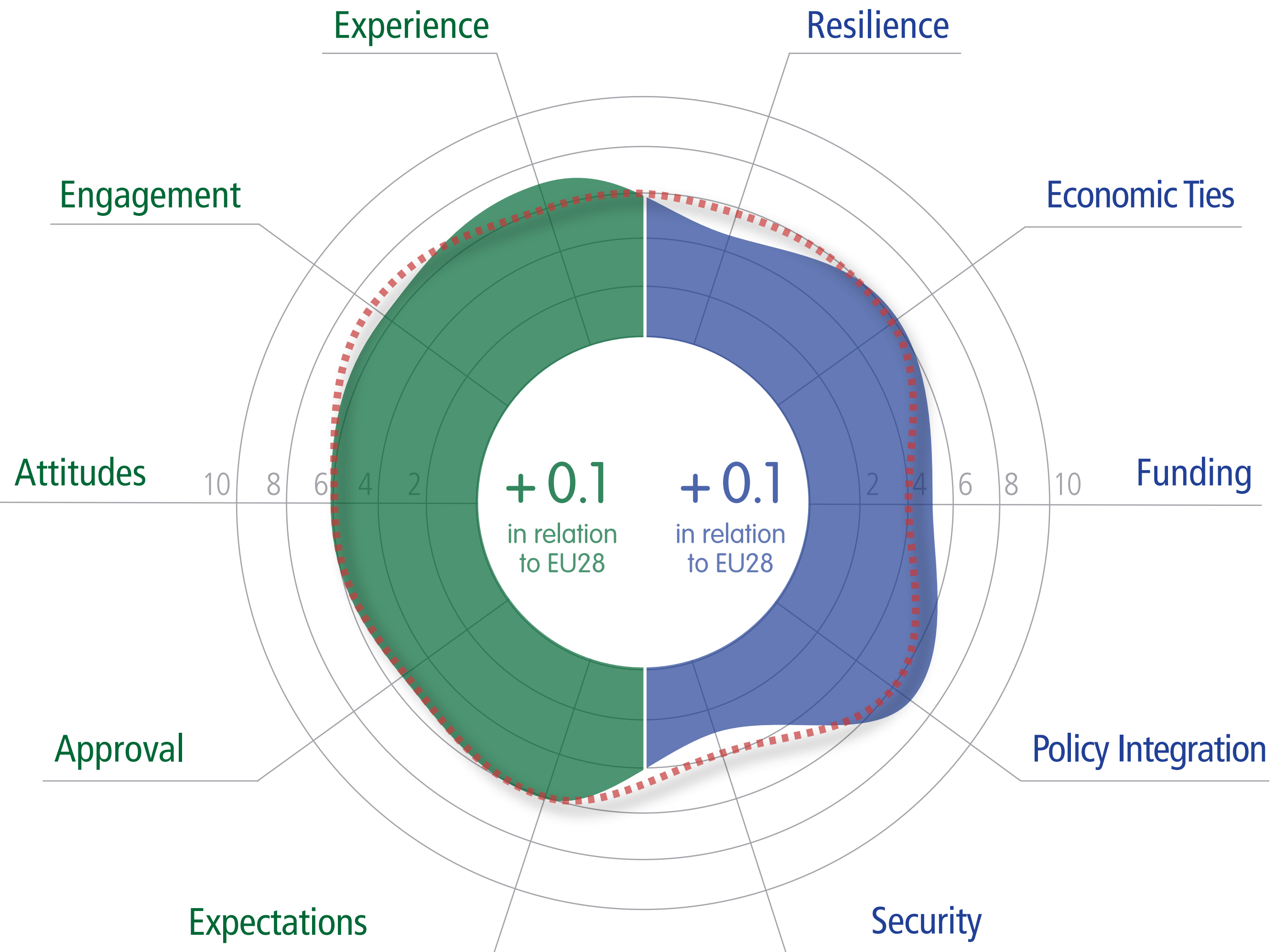
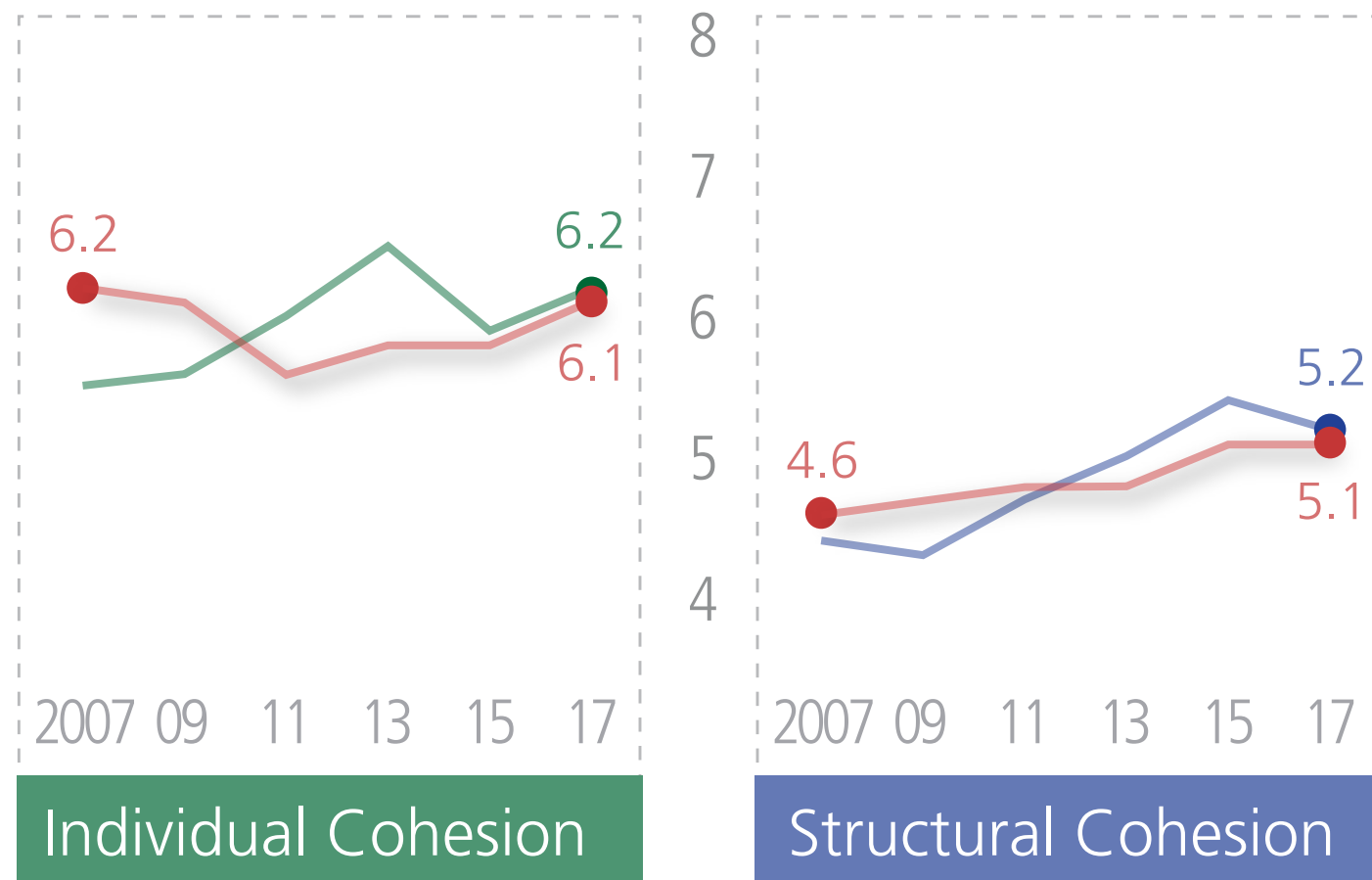
*i* Overall Results



- |            |               |                |
|------------|---------------|----------------|
| Austria    | Italy         | EU28           |
| Belgium    | <b>Latvia</b> | * Eurogroup    |
| Bulgaria   | Lithuania     | * New Hanse    |
| Croatia    | Luxembourg    | Affluent Seven |
| Cyprus     | Malta         | Southern Seven |
| Czech Rep. | Netherlands   | Big Six        |
| Denmark    | Poland        | Founding Six   |
| Estonia    | Portugal      | Southeast Four |
| Finland    | Romania       | Visegrád Four  |
| France     | Slovakia      | * Baltics      |
| Germany    | Slovenia      | Benelux        |
| Greece     | Spain         | Nordics        |
| Hungary    | Sweden        |                |
| Ireland    | UK            |                |
- ★ Top 5 gain  
⚡ Bottom 5 loss

# Latvia 2017 vs. Latvia 2007 EU28 2017

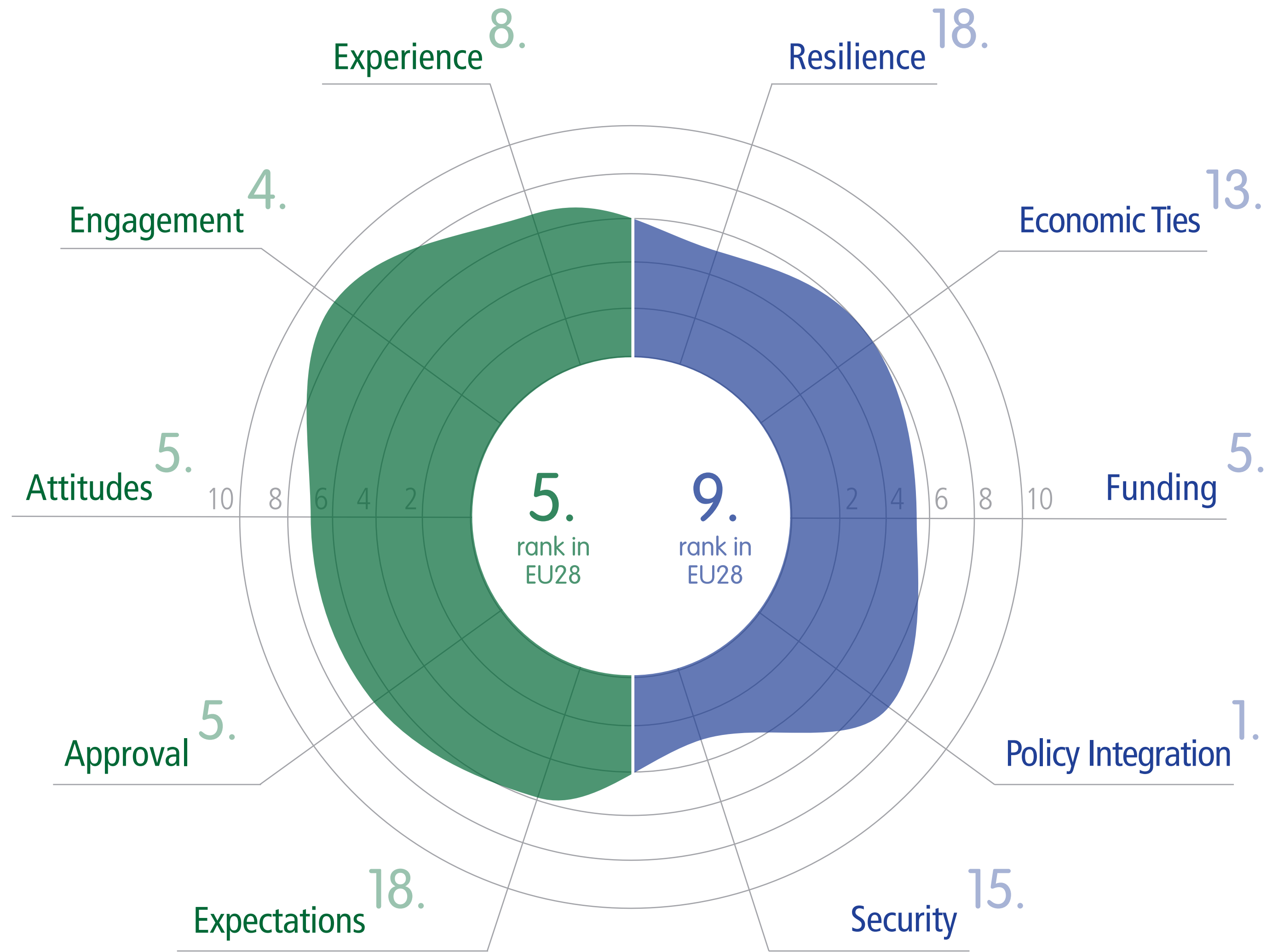
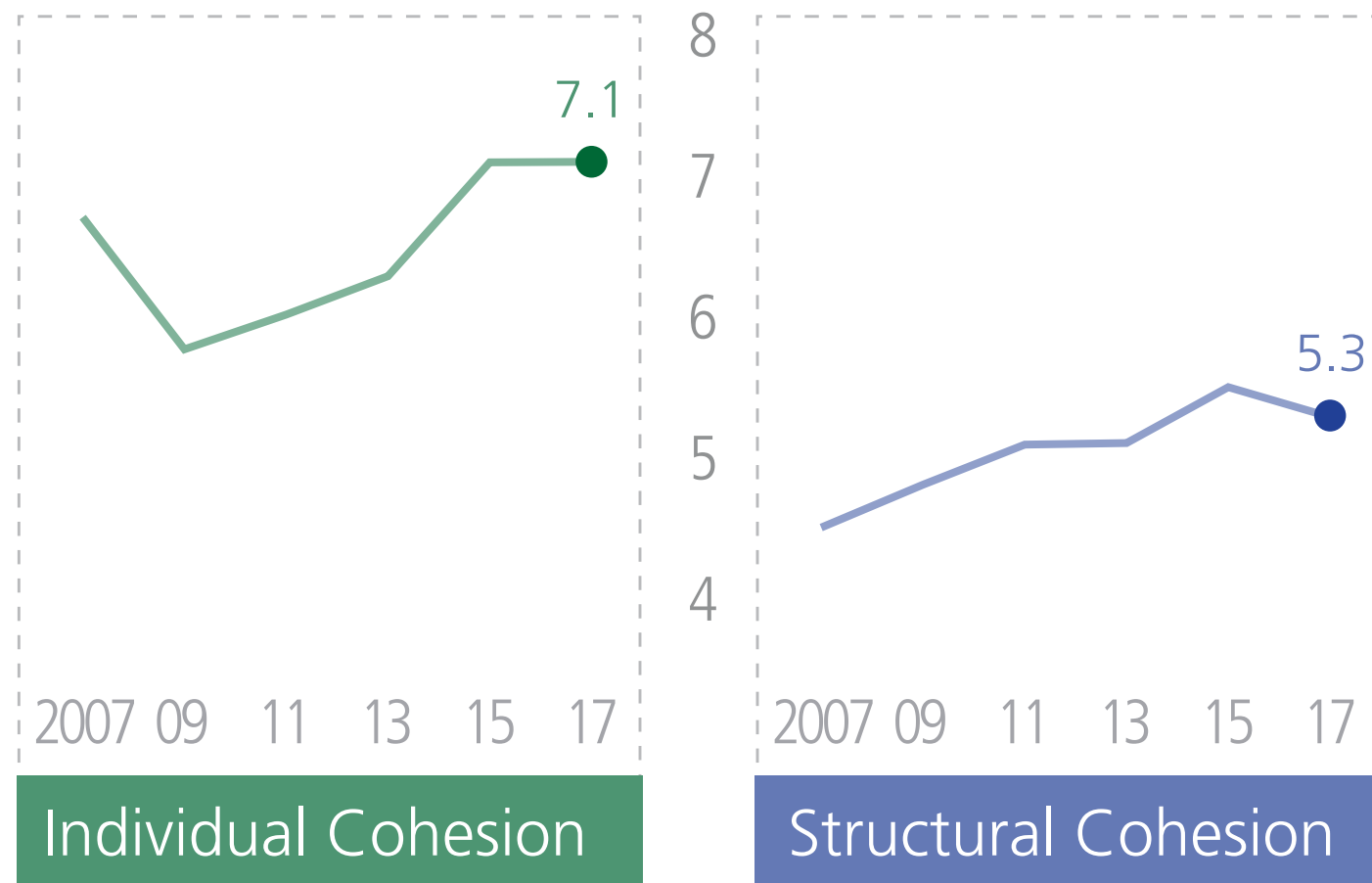
*i* Overall Results



- |            |               |                |
|------------|---------------|----------------|
| Austria    | Italy         | EU28           |
| Belgium    | <b>Latvia</b> | * Eurogroup    |
| Bulgaria   | Lithuania     | * New Hanse    |
| Croatia    | Luxembourg    | Affluent Seven |
| Cyprus     | Malta         | Southern Seven |
| Czech Rep. | Netherlands   | Big Six        |
| Denmark    | Poland        | Founding Six   |
| Estonia    | Portugal      | Southeast Four |
| Finland    | Romania       | Visegrád Four  |
| France     | Slovakia      | * Baltics      |
| Germany    | Slovenia      | Benelux        |
| Greece     | Spain         | Nordics        |
| Hungary    | Sweden        |                |
| Ireland    | UK            |                |

# Lithuania 2017 vs. Lithuania 2007 EU28 2017

*i* Overall Results



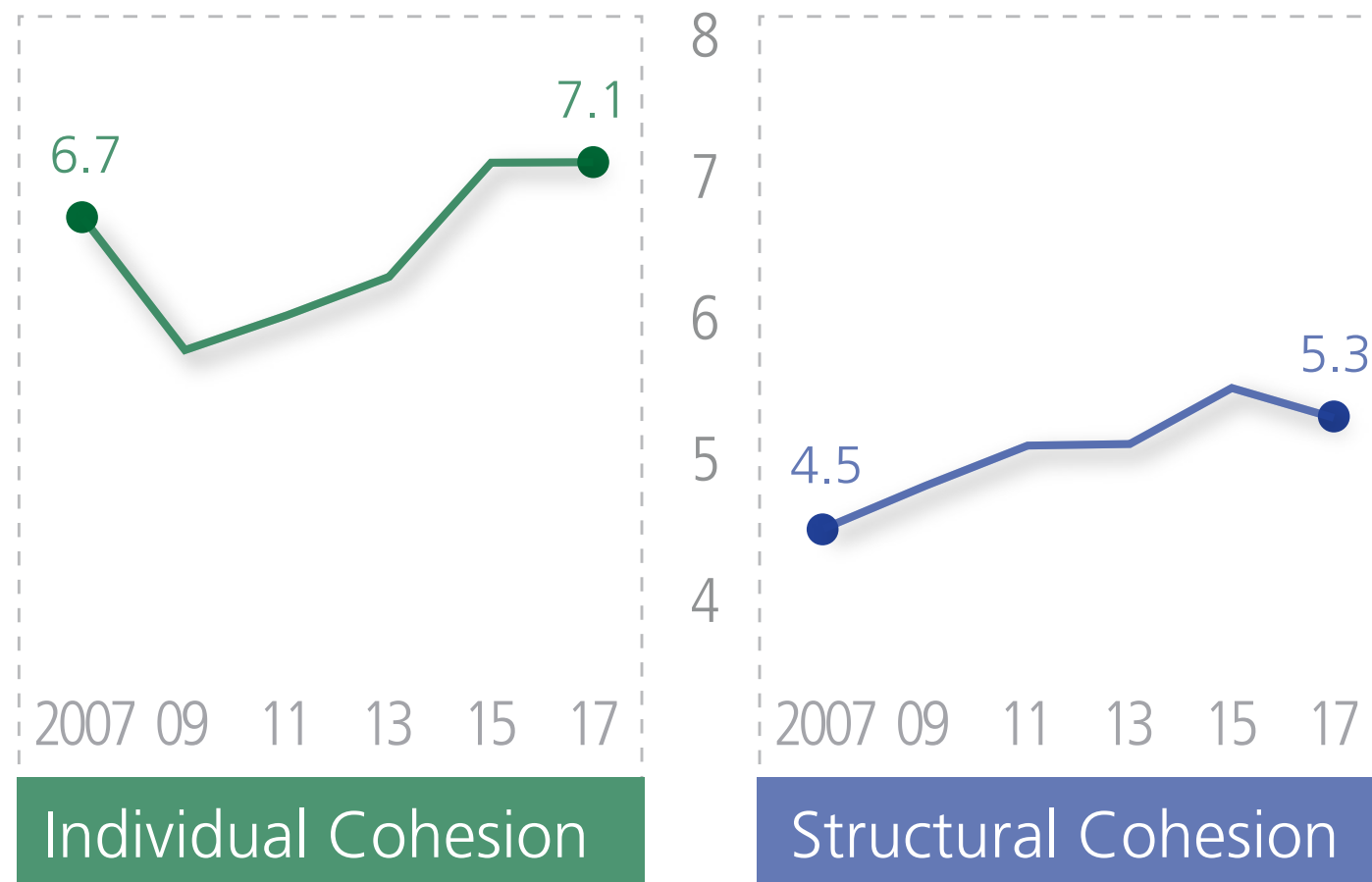
Austria  
Belgium  
Bulgaria  
Croatia  
Cyprus  
Czech Rep.  
Denmark  
Estonia  
Finland  
France  
Germany  
Greece  
Hungary  
Ireland

Italy  
Latvia  
**Lithuania**  
Luxembourg  
Malta  
Netherlands  
Poland  
Portugal  
Romania  
Slovakia  
Slovenia  
Spain  
Sweden  
UK

EU28  
\* Eurogroup  
\* New Hanse  
Affluent Seven  
Southern Seven  
Big Six  
Founding Six  
Southeast Four  
Visegrád Four  
\* Baltics  
Benelux  
Nordics

# Lithuania 2017 vs. Lithuania 2007 EU28 2017

*i* Overall Results



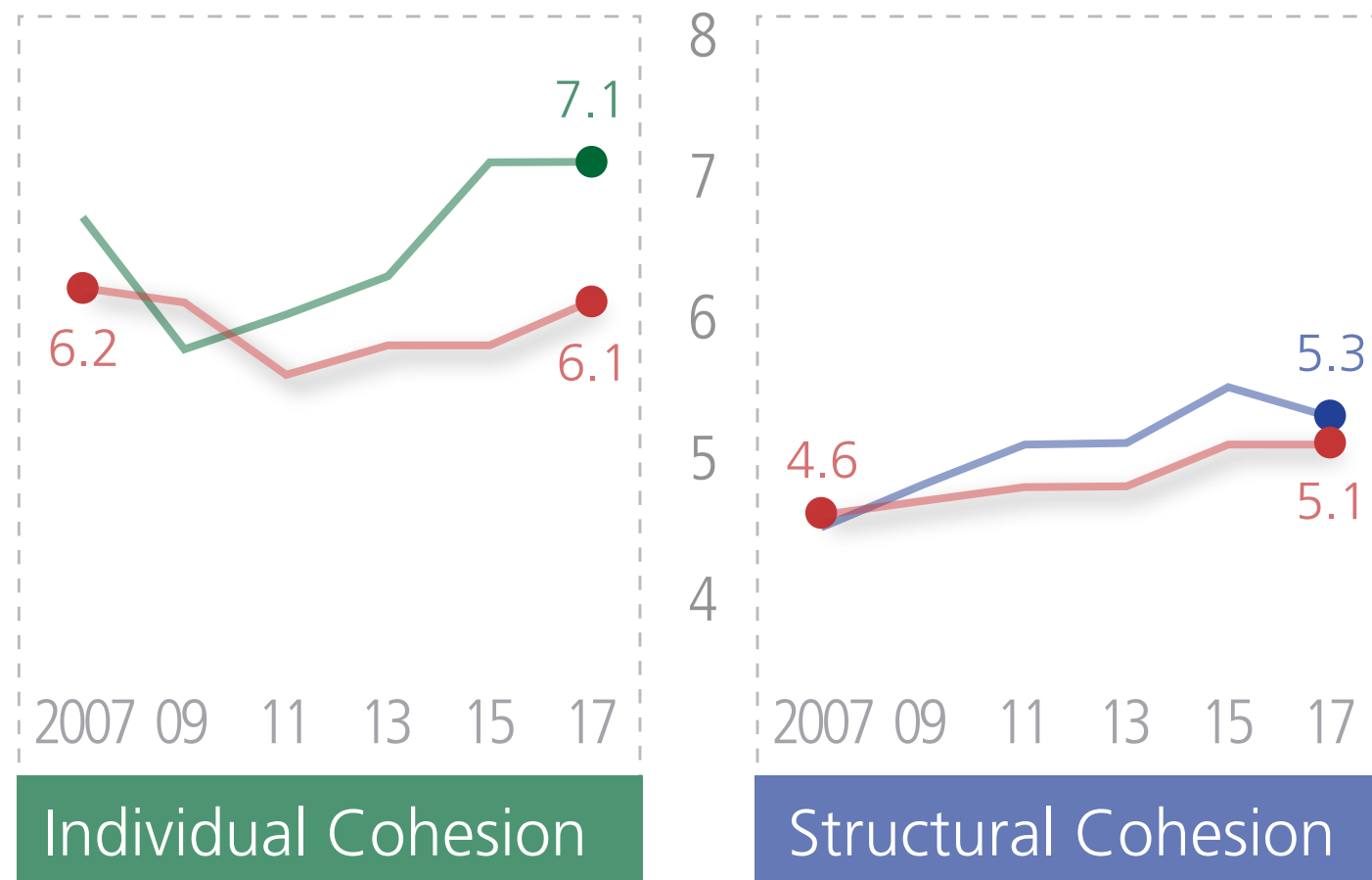
Austria  
Belgium  
Bulgaria  
Croatia  
Cyprus  
Czech Rep.  
Denmark  
Estonia  
Finland  
France  
Germany  
Greece  
Hungary  
Ireland

Italy  
Latvia  
**Lithuania**  
Luxembourg  
Malta  
Netherlands  
Poland  
Portugal  
Romania  
Slovakia  
Slovenia  
Spain  
Sweden  
UK

EU28  
\* Eurogroup  
\* New Hanse  
Affluent Seven  
Southern Seven  
Big Six  
Founding Six  
Southeast Four  
Visegrád Four  
\* Baltics  
Benelux  
Nordics  
\* Top 5 gain  
\* Bottom 5 loss

# Lithuania 2017 vs. Lithuania 2007 EU28 2017

*i* Overall Results



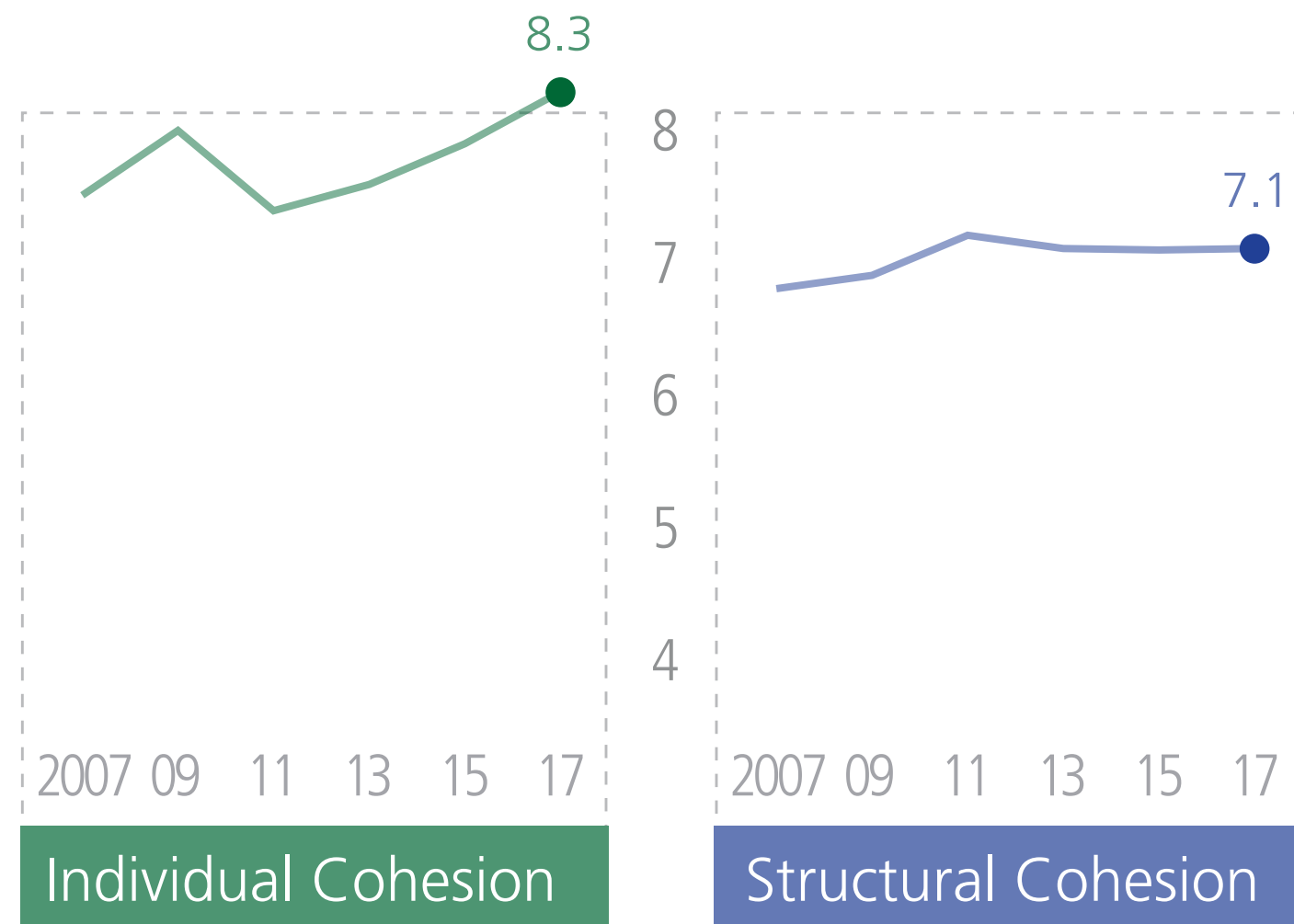
Austria  
Belgium  
Bulgaria  
Croatia  
Cyprus  
Czech Rep.  
Denmark  
Estonia  
Finland  
France  
Germany  
Greece  
Hungary  
Ireland

Italy  
Latvia  
**Lithuania**  
Luxembourg  
Malta  
Netherlands  
Poland  
Portugal  
Romania  
Slovakia  
Slovenia  
Spain  
Sweden  
UK

EU28  
\* Eurogroup  
\* New Hanse  
Affluent Seven  
Southern Seven  
Big Six  
Founding Six  
Southeast Four  
Visegrád Four  
\* Baltics  
Benelux  
Nordics

# Luxembourg 2017 vs. Luxembourg 2007 EU28 2017

*i* Overall Results

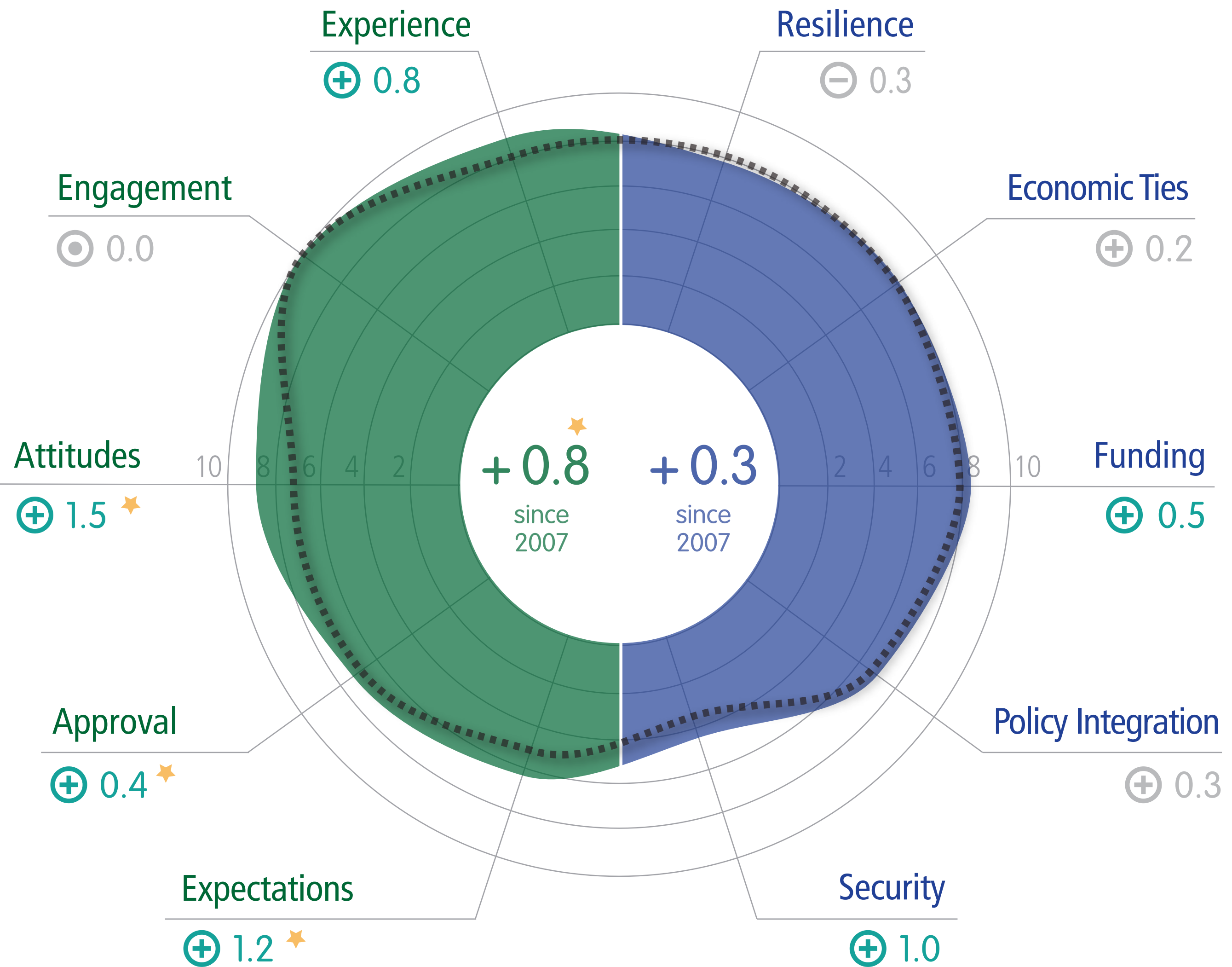
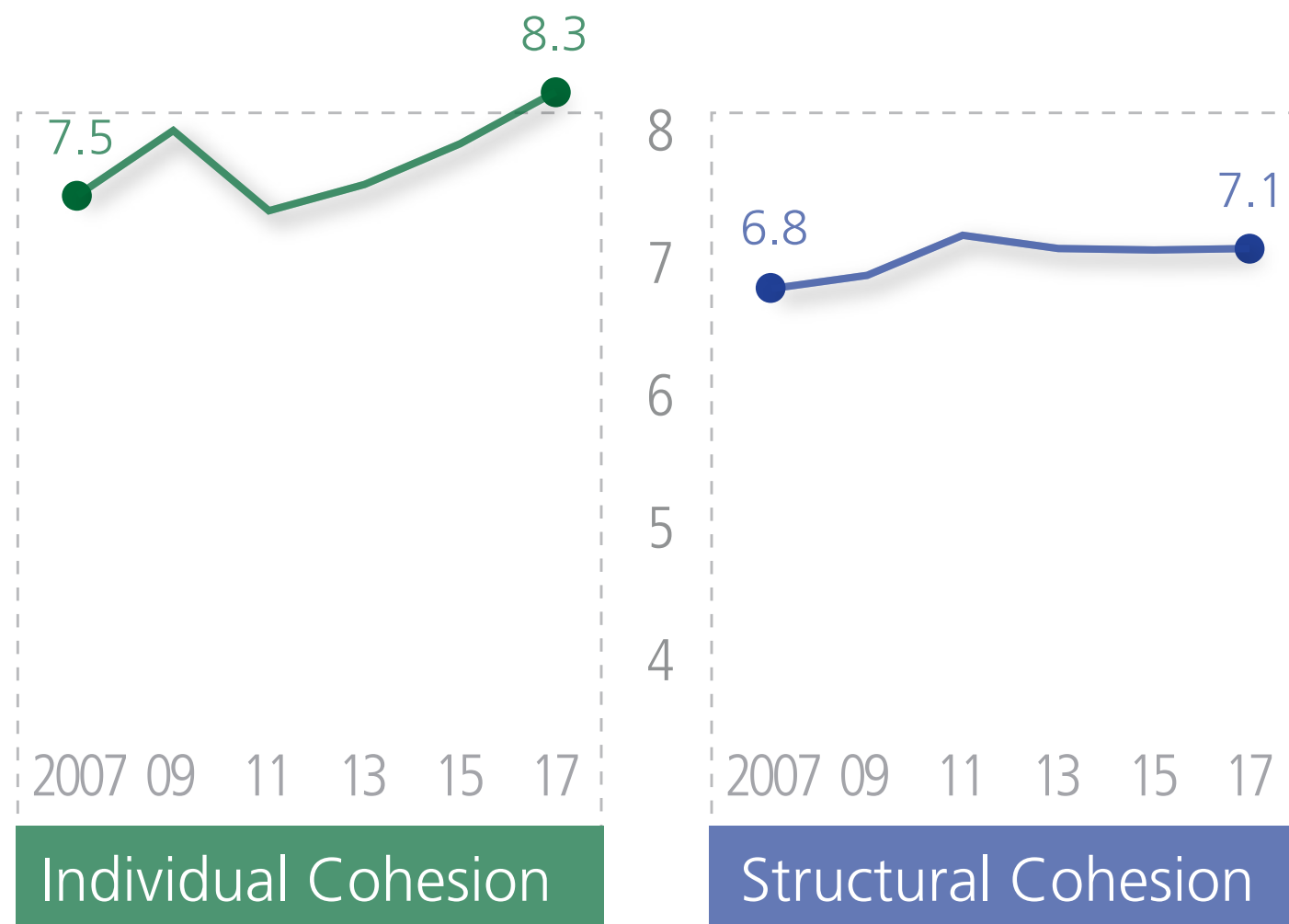


- |            |                   |                  |
|------------|-------------------|------------------|
| Austria    | Italy             | EU28             |
| Belgium    | Latvia            | * Eurogroup      |
| Bulgaria   | Lithuania         | New Hanse        |
| Croatia    | <b>Luxembourg</b> | * Affluent Seven |
| Cyprus     | Malta             | Southern Seven   |
| Czech Rep. | Netherlands       | Big Six          |
| Denmark    | Poland            | * Founding Six   |
| Estonia    | Portugal          | Southeast Four   |
| Finland    | Romania           | Visegrád Four    |
| France     | Slovakia          | Baltics          |
| Germany    | Slovenia          | * Benelux        |
| Greece     | Spain             | Nordics          |
| Hungary    | Sweden            |                  |
| Ireland    | UK                |                  |



# Luxembourg 2017 vs. Luxembourg 2007 EU28 2017

*i* Overall Results



Austria  
Belgium  
Bulgaria  
Croatia  
Cyprus  
Czech Rep.  
Denmark  
Estonia  
Finland  
France  
Germany  
Greece  
Hungary  
Ireland

Italy  
Latvia  
Lithuania  
**Luxembourg**  
Malta  
Netherlands  
Poland  
Portugal  
Romania  
Slovakia  
Slovenia  
Spain  
Sweden  
UK

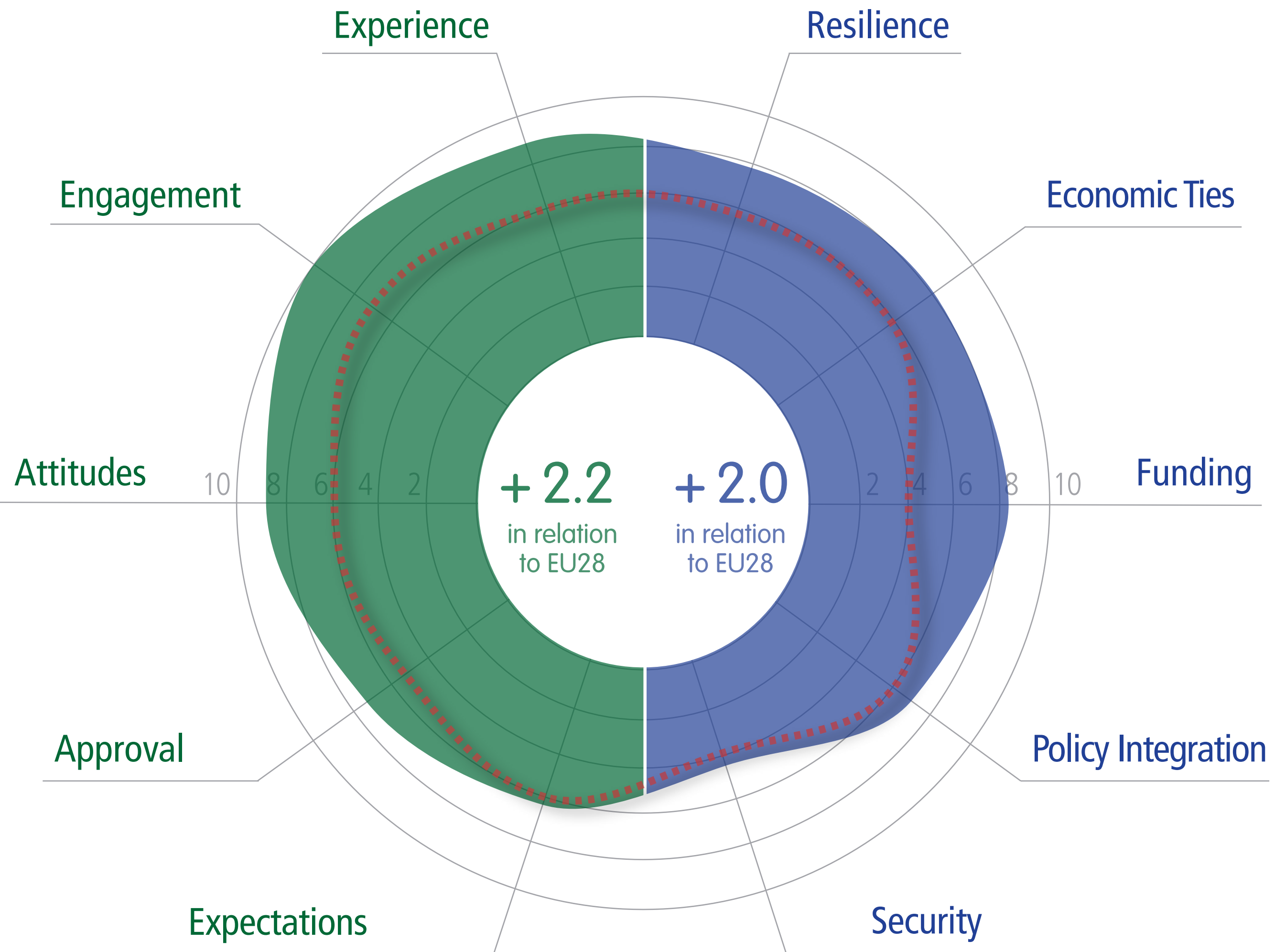
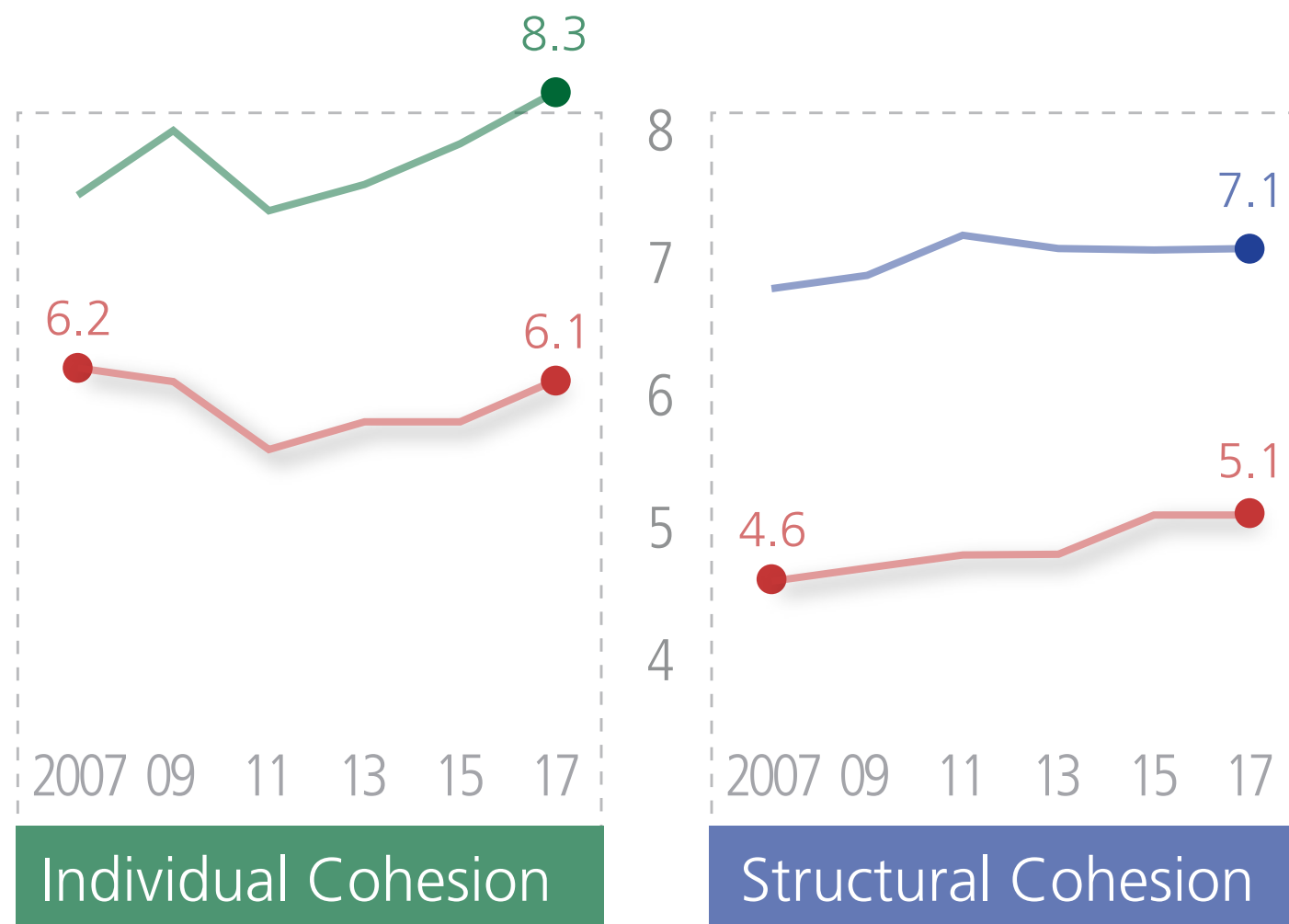
EU28  
\* Eurogroup  
New Hanse  
\* Affluent Seven  
Southern Seven  
Big Six  
\* Founding Six  
Southeast Four  
Visegrád Four  
Baltics  
\* Benelux  
Nordics  
★ Top 5 gain  
⚡ Bottom 5 loss

# Luxembourg 2017

# vs. Luxembourg 2007

# EU28 2017

*i* Overall Results



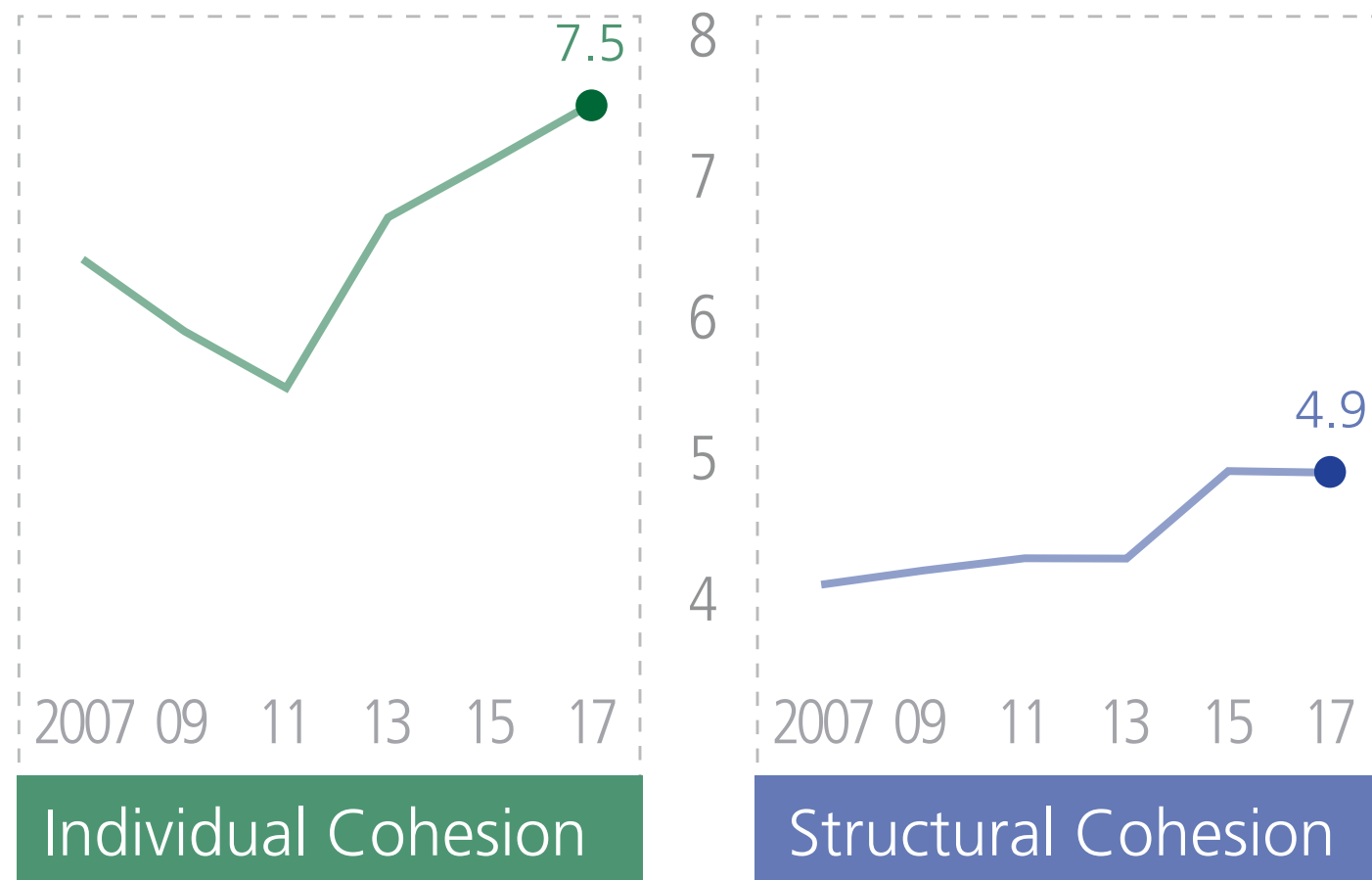
- Austria
- Belgium
- Bulgaria
- Croatia
- Cyprus
- Czech Rep.
- Denmark
- Estonia
- Finland
- France
- Germany
- Greece
- Hungary
- Ireland

- Italy
- Latvia
- Lithuania
- Luxembourg**
- Malta
- Netherlands
- Poland
- Portugal
- Romania
- Slovakia
- Slovenia
- Spain
- Sweden
- UK

- EU28
- \* Eurogroup
- New Hanse
- \* Affluent Seven
- Southern Seven
- Big Six
- \* Founding Six
- Southeast Four
- Visegrád Four
- Baltics
- \* Benelux
- Nordics

# Malta 2017 vs. Malta 2007 EU28 2017

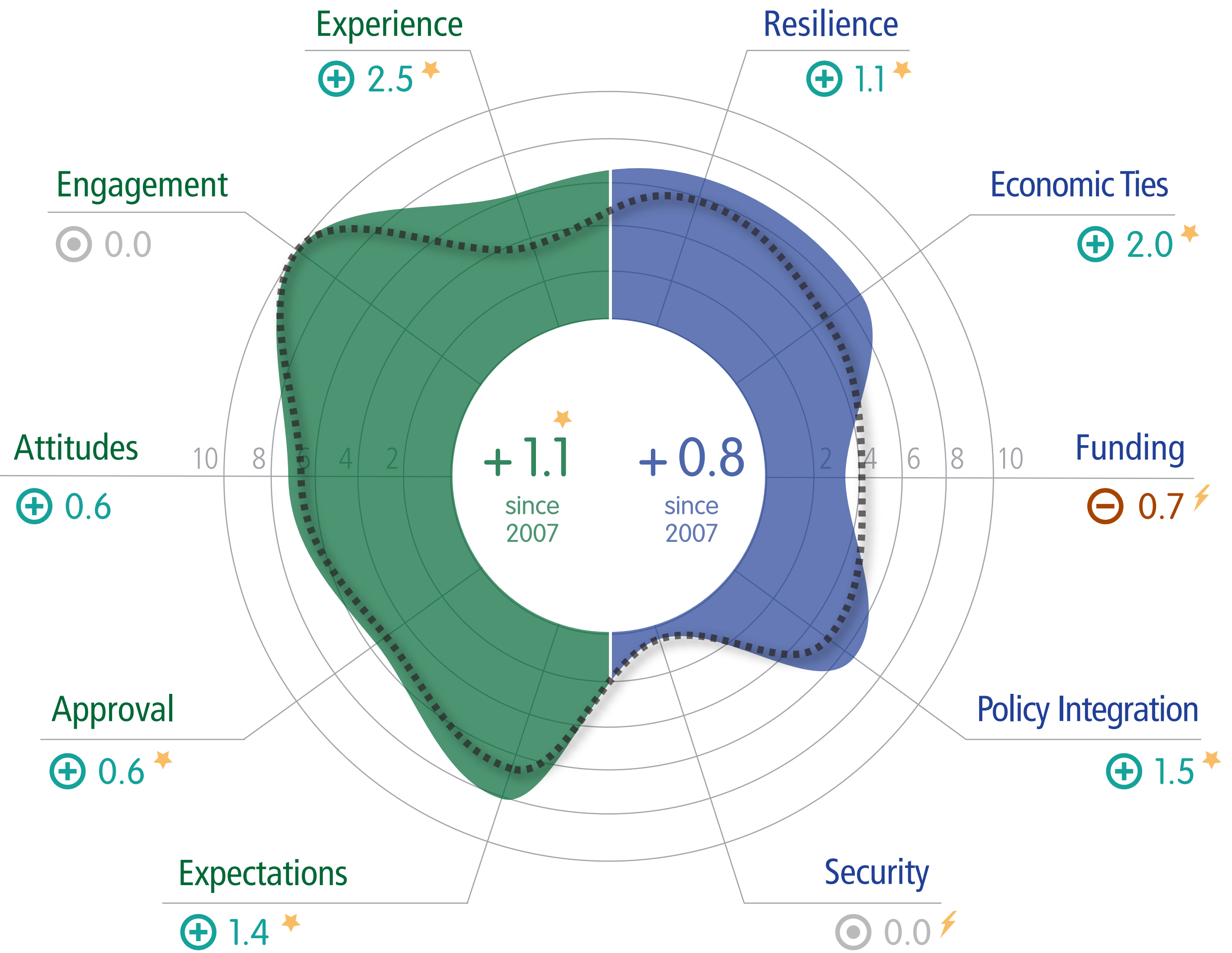
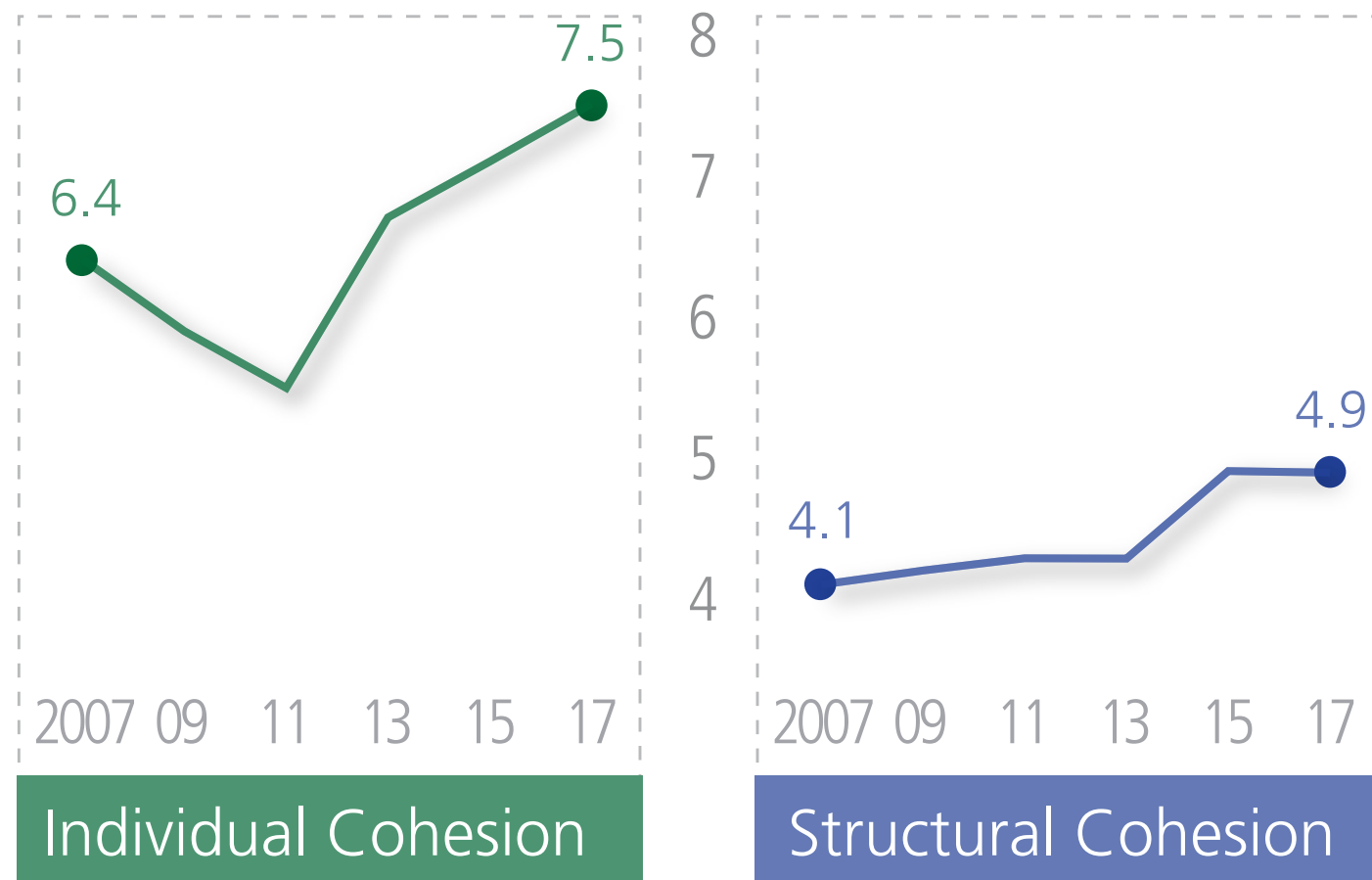
*i* Overall Results



- |            |              |                  |
|------------|--------------|------------------|
| Austria    | Italy        | EU28             |
| Belgium    | Latvia       | * Eurogroup      |
| Bulgaria   | Lithuania    | New Hanse        |
| Croatia    | Luxembourg   | Affluent Seven   |
| Cyprus     | <b>Malta</b> | * Southern Seven |
| Czech Rep. | Netherlands  | Big Six          |
| Denmark    | Poland       | Founding Six     |
| Estonia    | Portugal     | Southeast Four   |
| Finland    | Romania      | Visegrád Four    |
| France     | Slovakia     | Baltics          |
| Germany    | Slovenia     | Benelux          |
| Greece     | Spain        | Nordics          |
| Hungary    | Sweden       |                  |
| Ireland    | UK           |                  |

# Malta 2017 vs. Malta 2007 EU28 2017

*i* Overall Results



Austria  
Belgium  
Bulgaria  
Croatia  
Cyprus  
Czech Rep.  
Denmark  
Estonia  
Finland  
France  
Germany  
Greece  
Hungary  
Ireland

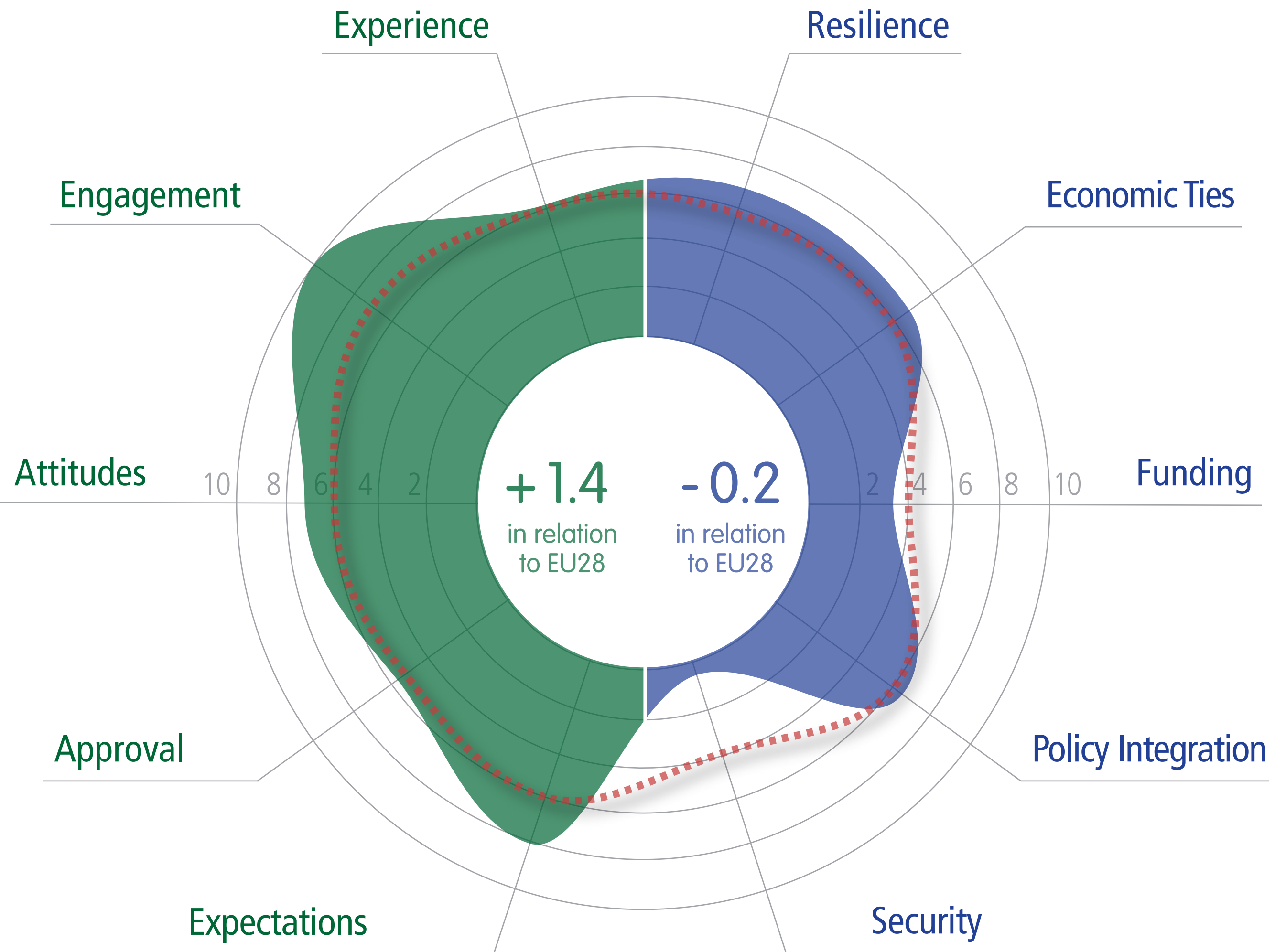
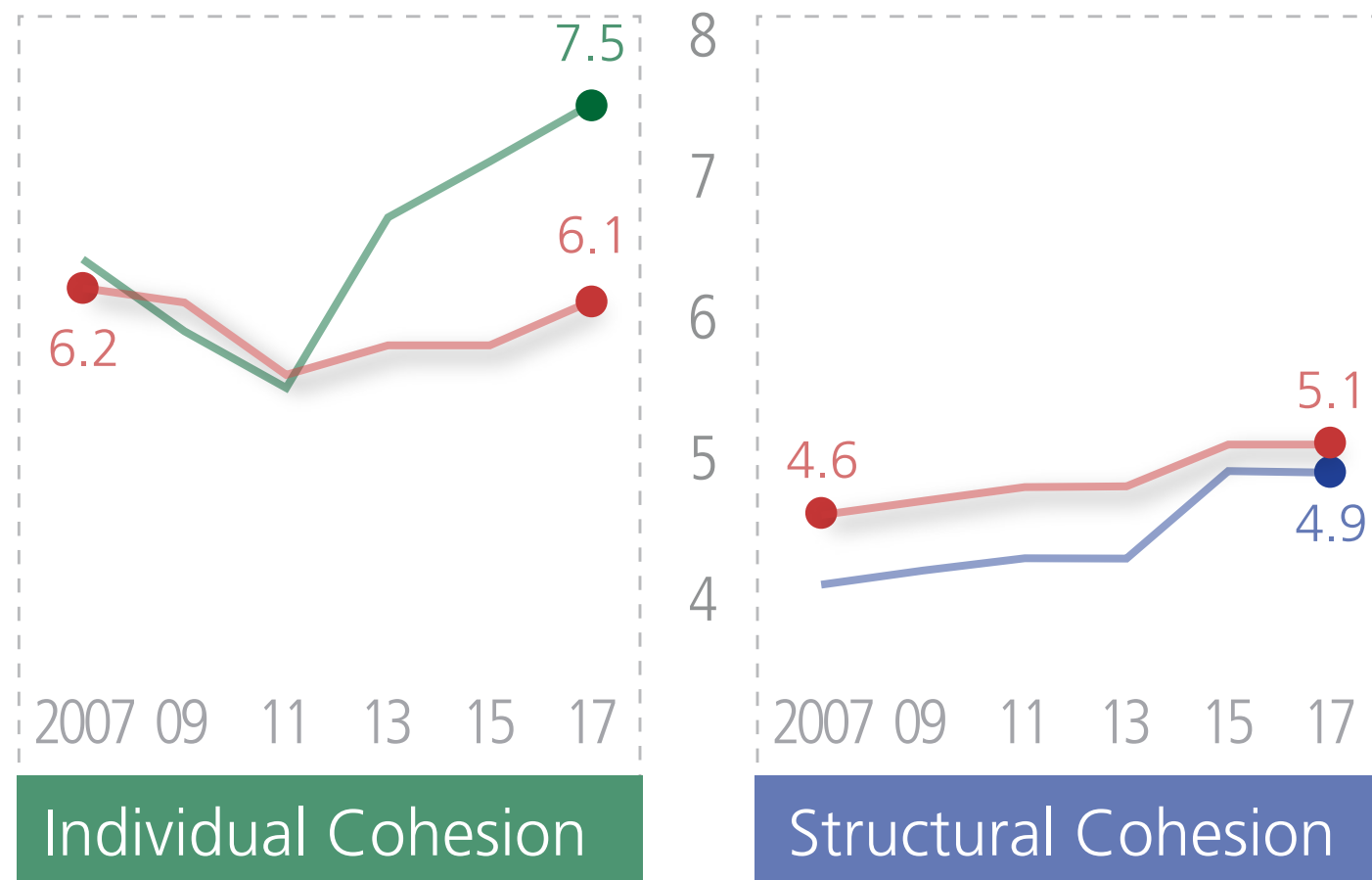
Italy  
Latvia  
Lithuania  
Luxembourg  
**Malta**  
Netherlands  
Poland  
Portugal  
Romania  
Slovakia  
Slovenia  
Spain  
Sweden  
UK

EU28  
\* Eurogroup  
New Hanse  
Affluent Seven  
\* Southern Seven  
Big Six  
Founding Six  
Southeast Four  
Visegrád Four  
Baltics  
Benelux  
Nordics

★ Top 5 gain  
⚡ Bottom 5 loss

# Malta 2017 vs. Malta 2007 EU28 2017

*i* Overall Results



- |            |              |                  |
|------------|--------------|------------------|
| Austria    | Italy        | EU28             |
| Belgium    | Latvia       | * Eurogroup      |
| Bulgaria   | Lithuania    | New Hanse        |
| Croatia    | Luxembourg   | Affluent Seven   |
| Cyprus     | <b>Malta</b> | * Southern Seven |
| Czech Rep. | Netherlands  | Big Six          |
| Denmark    | Poland       | Founding Six     |
| Estonia    | Portugal     | Southeast Four   |
| Finland    | Romania      | Visegrád Four    |
| France     | Slovakia     | Baltics          |
| Germany    | Slovenia     | Benelux          |
| Greece     | Spain        | Nordics          |
| Hungary    | Sweden       |                  |
| Ireland    | UK           |                  |

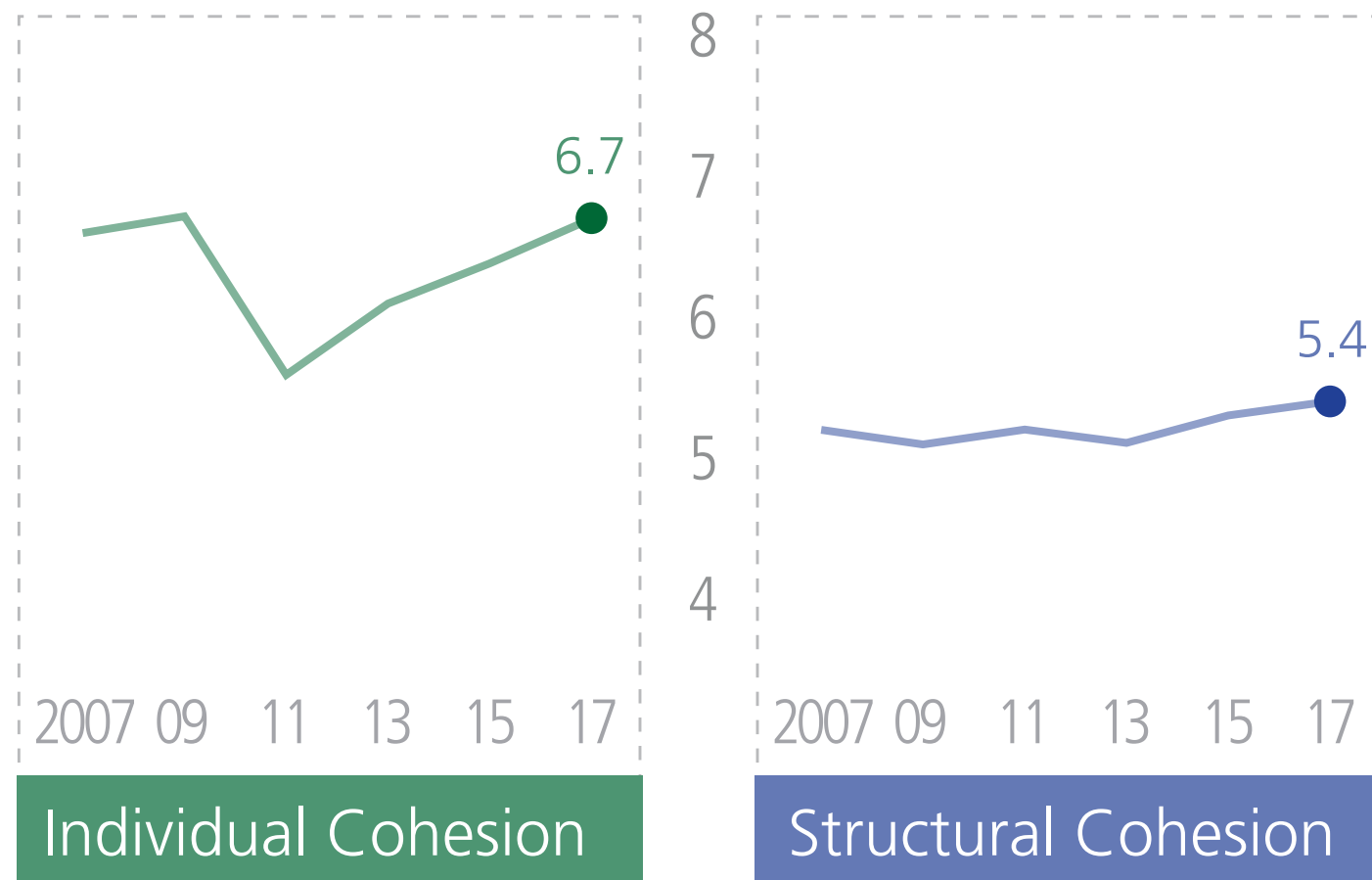
# Netherlands 2017

vs.

# Netherlands 2007

# EU28 2017

*i* Overall Results



- Austria
- Belgium
- Bulgaria
- Croatia
- Cyprus
- Czech Rep.
- Denmark
- Estonia
- Finland
- France
- Germany
- Greece
- Hungary
- Ireland

- Italy
- Latvia
- Lithuania
- Luxembourg
- Malta
- Netherlands**
- Poland
- Portugal
- Romania
- Slovakia
- Slovenia
- Spain
- Sweden
- UK

- EU28
- \* Eurogroup
- \* New Hanse
- \* Affluent Seven
- Southern Seven
- Big Six
- \* Founding Six
- Southeast Four
- Visegrád Four
- Baltics
- \* Benelux
- Nordics

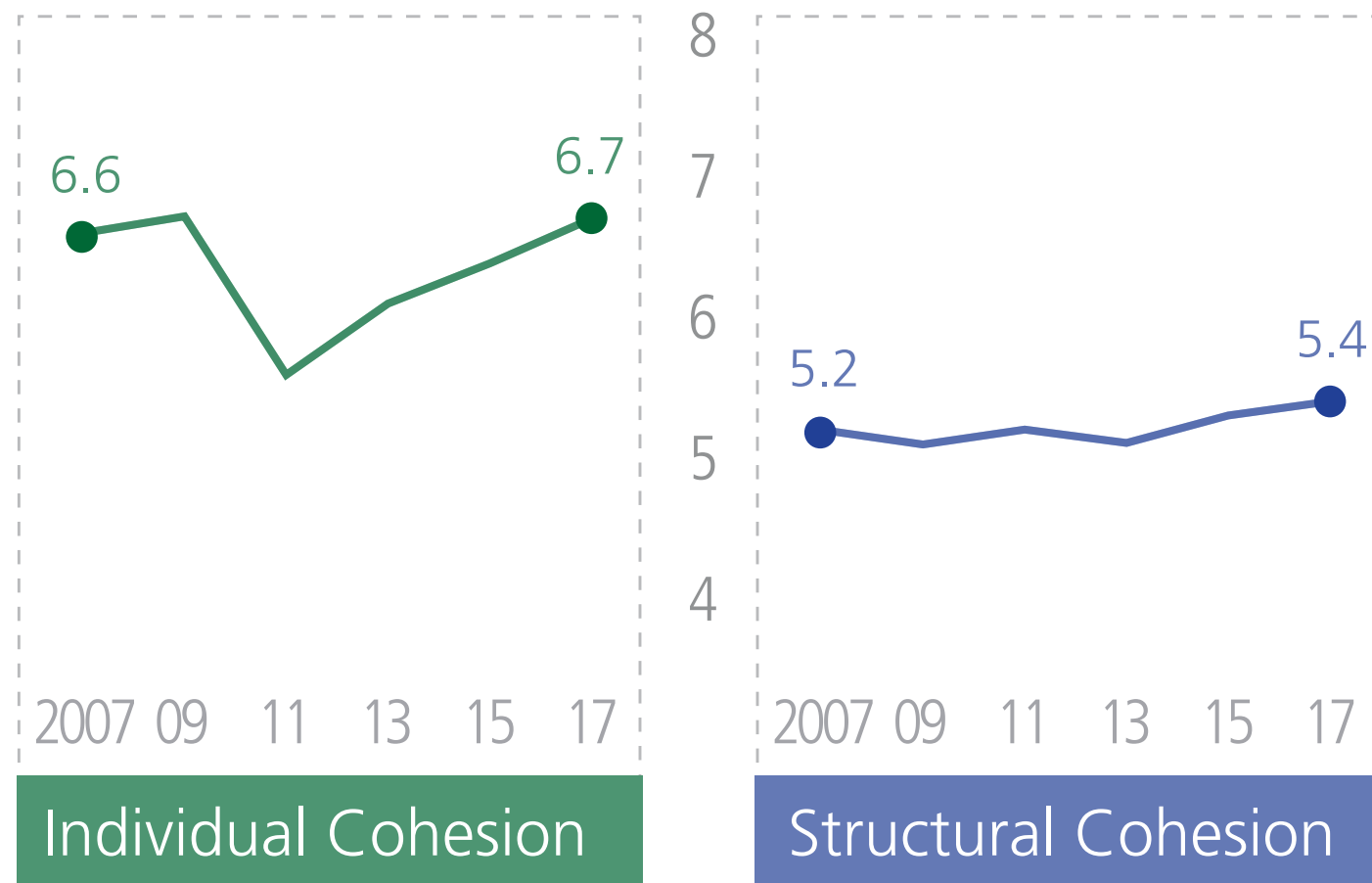
# Netherlands 2017

vs.

# Netherlands 2007

# EU28 2017

*i* Overall Results



- Austria
- Belgium
- Bulgaria
- Croatia
- Cyprus
- Czech Rep.
- Denmark
- Estonia
- Finland
- France
- Germany
- Greece
- Hungary
- Ireland
- Italy
- Latvia
- Lithuania
- Luxembourg
- Malta
- Netherlands**
- Poland
- Portugal
- Romania
- Slovakia
- Slovenia
- Spain
- Sweden
- UK

- EU28
- \* Eurogroup
- \* New Hanse
- \* Affluent Seven
- Southern Seven
- Big Six
- \* Founding Six
- Southeast Four
- Visegrád Four
- Baltics
- \* Benelux
- Nordics
- ★ Top 5 gain
- ⚡ Bottom 5 loss

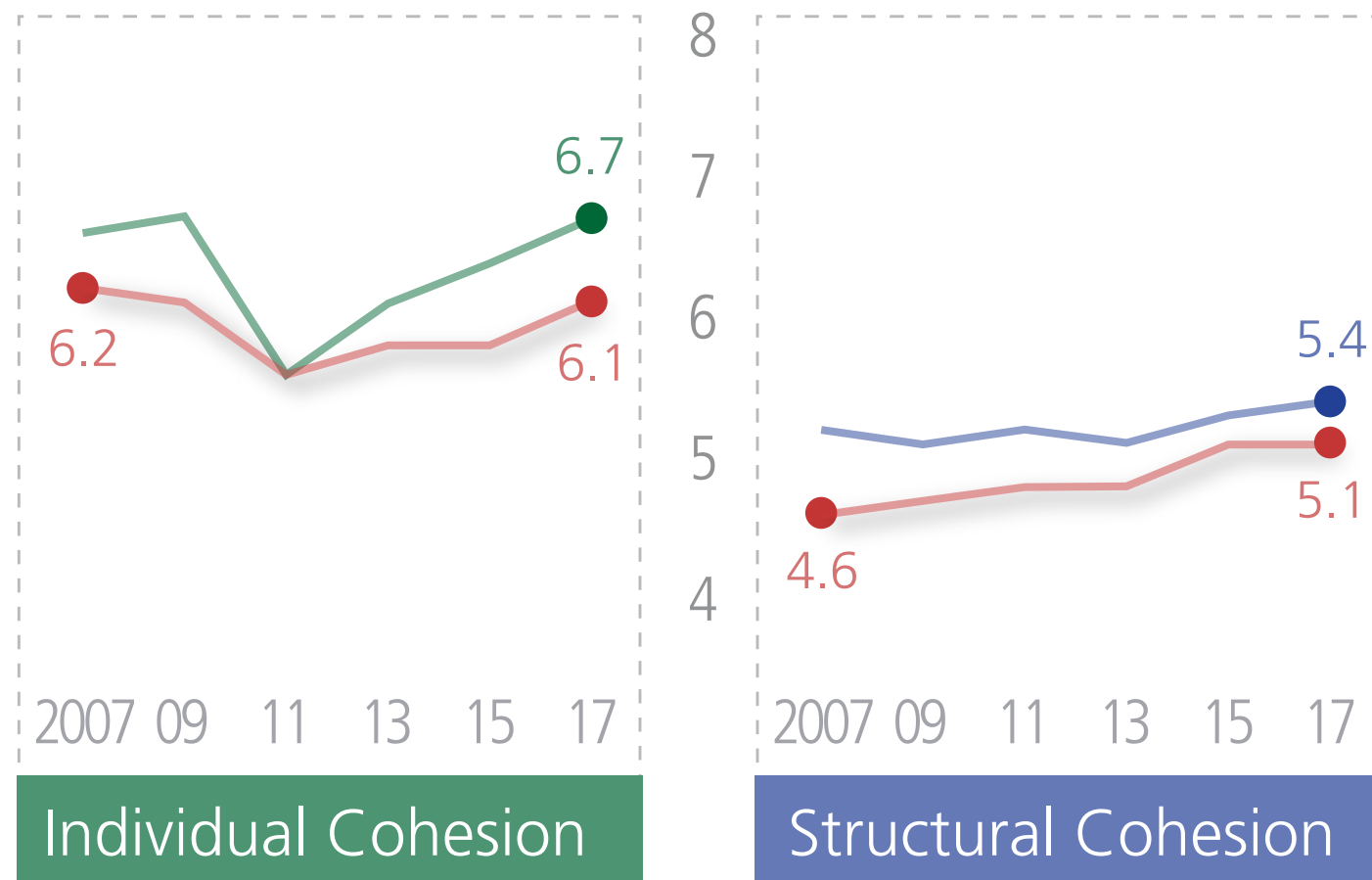
# Netherlands 2017

vs.

# Netherlands 2007

# EU28 2017

*i* Overall Results



- Austria
- Belgium
- Bulgaria
- Croatia
- Cyprus
- Czech Rep.
- Denmark
- Estonia
- Finland
- France
- Germany
- Greece
- Hungary
- Ireland

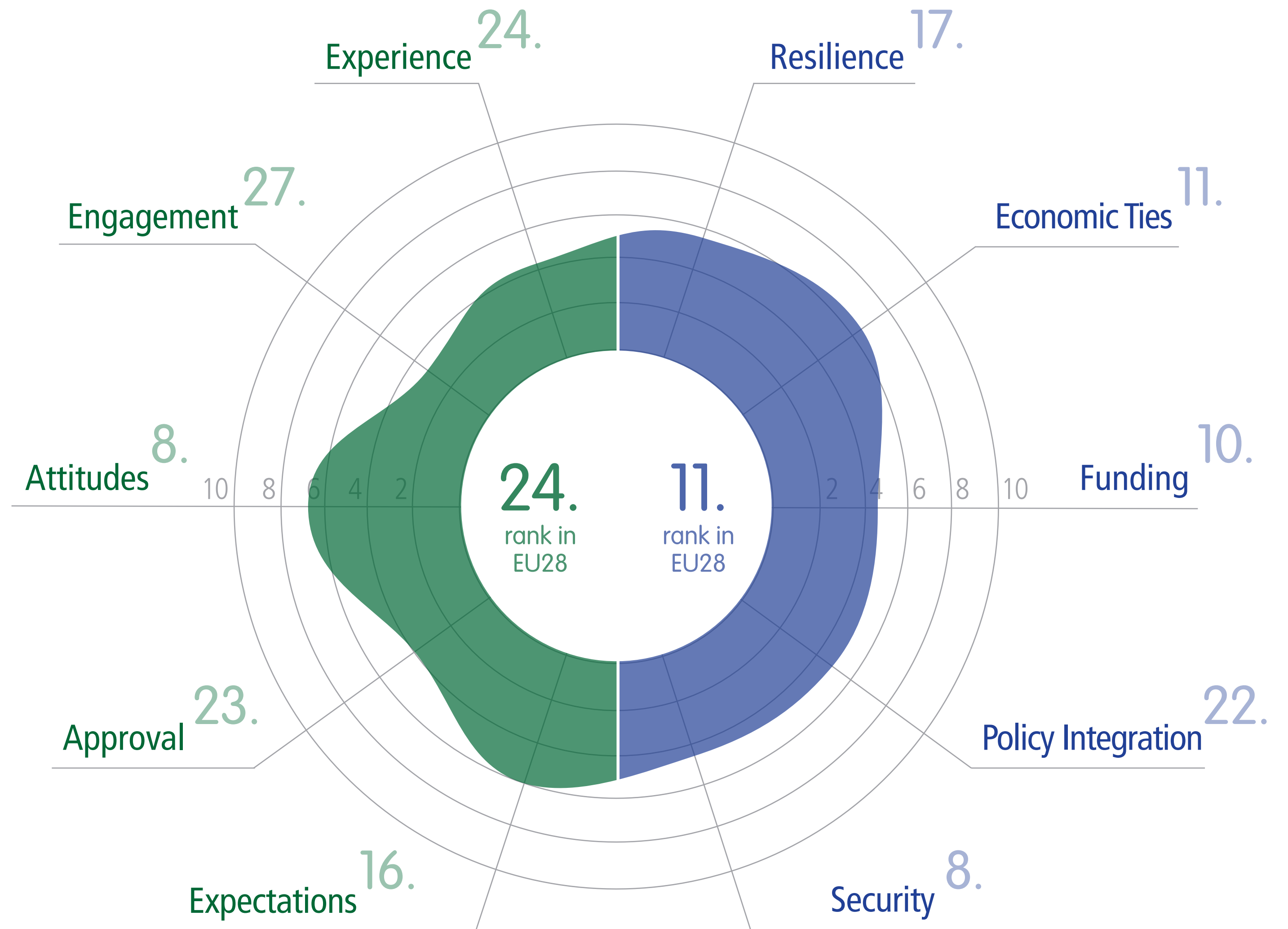
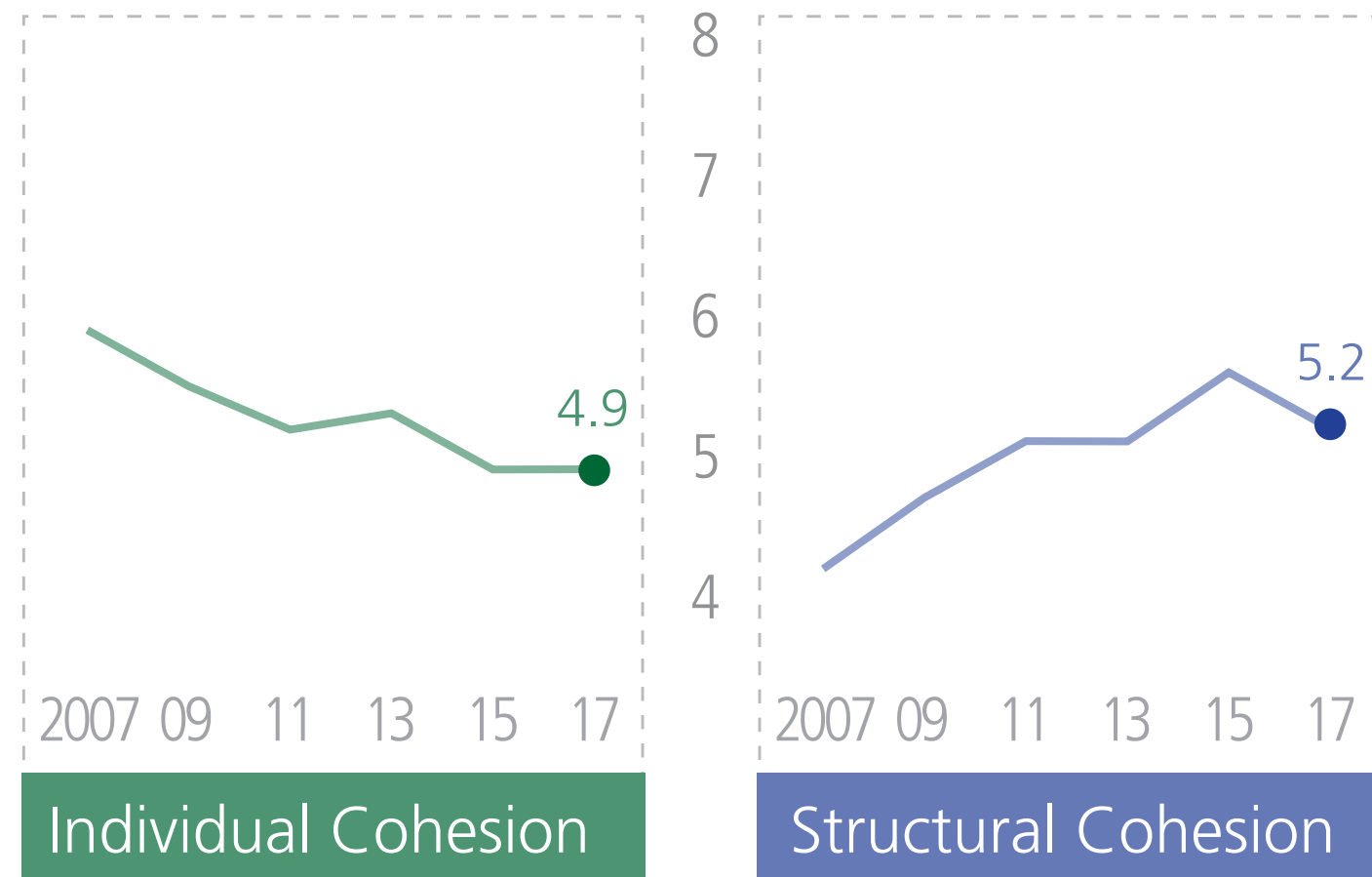
- Italy
- Latvia
- Lithuania
- Luxembourg
- Malta
- Netherlands**
- Poland
- Portugal
- Romania
- Slovakia
- Slovenia
- Spain
- Sweden
- UK

- EU28
- \* Eurogroup
- \* New Hanse
- \* Affluent Seven
- Southern Seven
- Big Six
- \* Founding Six
- Southeast Four
- Visegrád Four
- Baltics
- \* Benelux
- Nordics



# Poland 2017 vs. Poland 2007 EU28 2017

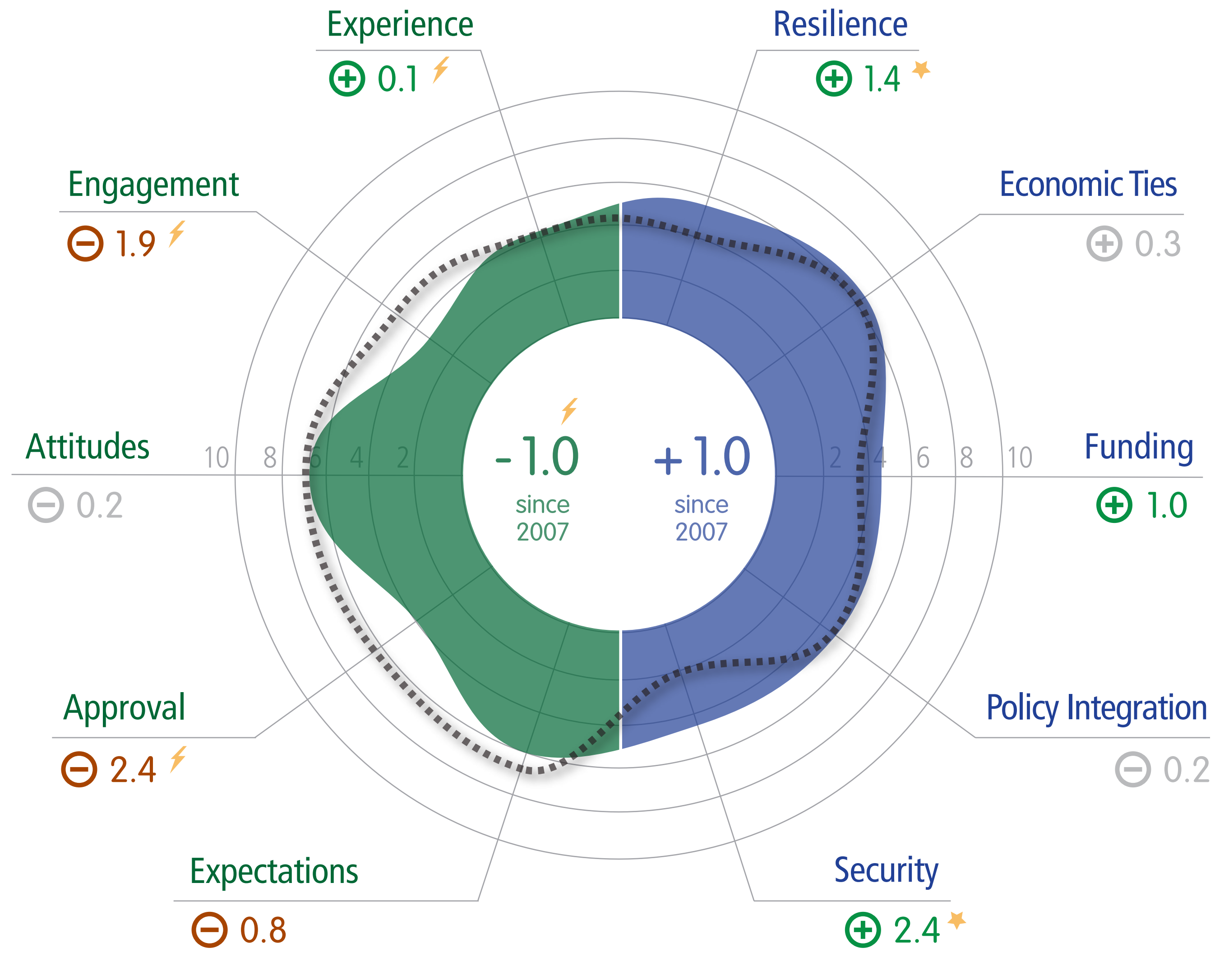
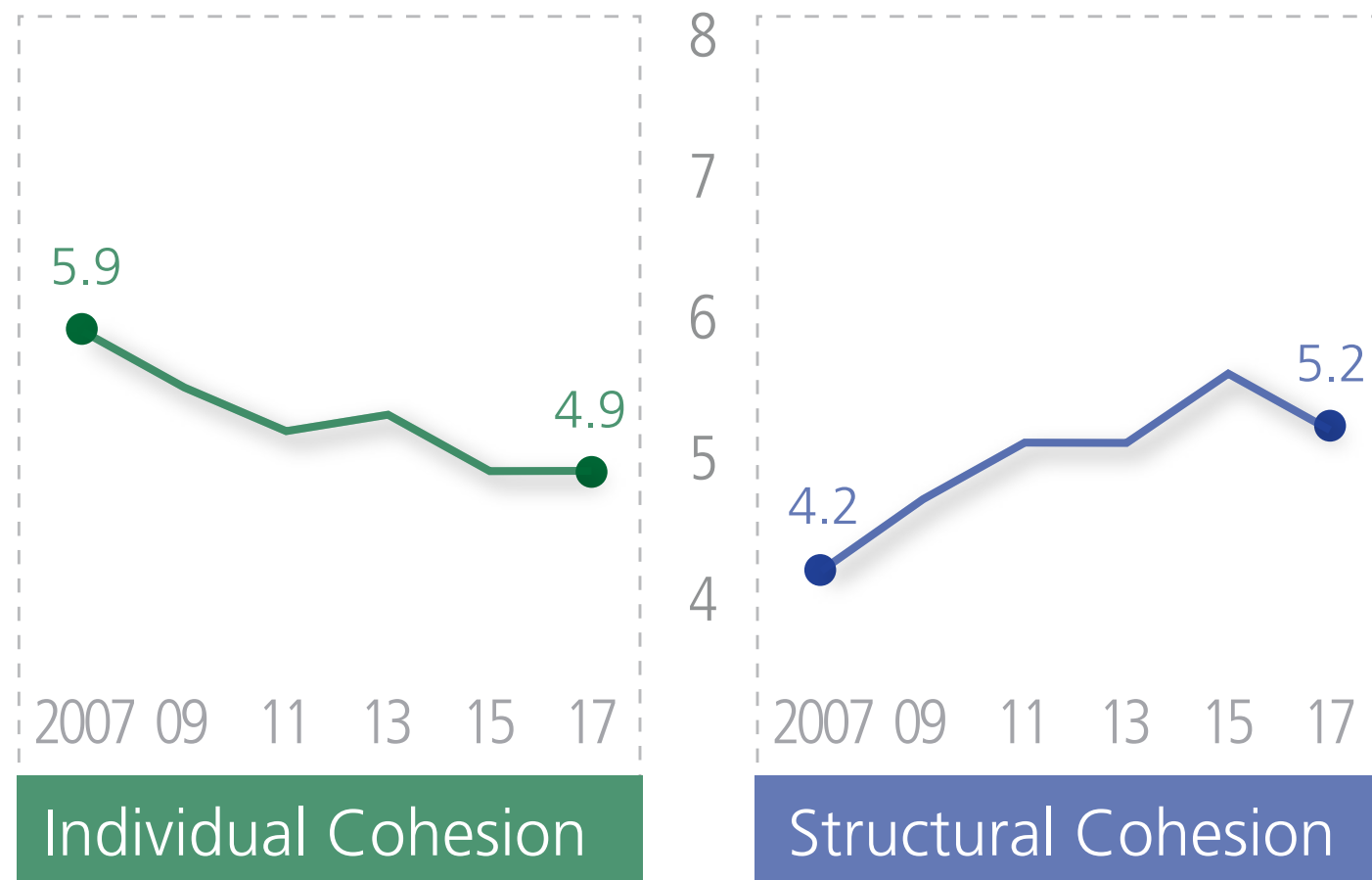
*i* Overall Results



- |            |               |                 |
|------------|---------------|-----------------|
| Austria    | Italy         | EU28            |
| Belgium    | Latvia        | Eurogroup       |
| Bulgaria   | Lithuania     | New Hanse       |
| Croatia    | Luxembourg    | Affluent Seven  |
| Cyprus     | Malta         | Southern Seven  |
| Czech Rep. | Netherlands   | * Big Six       |
| Denmark    | <b>Poland</b> | Founding Six    |
| Estonia    | Portugal      | Southeast Four  |
| Finland    | Romania       | * Visegrád Four |
| France     | Slovakia      | Baltics         |
| Germany    | Slovenia      | Benelux         |
| Greece     | Spain         | Nordics         |
| Hungary    | Sweden        |                 |
| Ireland    | UK            |                 |

# Poland 2017 vs. Poland 2007 EU28 2017

*i* Overall Results



- Austria
- Belgium
- Bulgaria
- Croatia
- Cyprus
- Czech Rep.
- Denmark
- Estonia
- Finland
- France
- Germany
- Greece
- Hungary
- Ireland
- Italy
- Latvia
- Lithuania
- Luxembourg
- Malta
- Netherlands
- Poland**
- Portugal
- Romania
- Slovakia
- Slovenia
- Spain
- Sweden
- UK

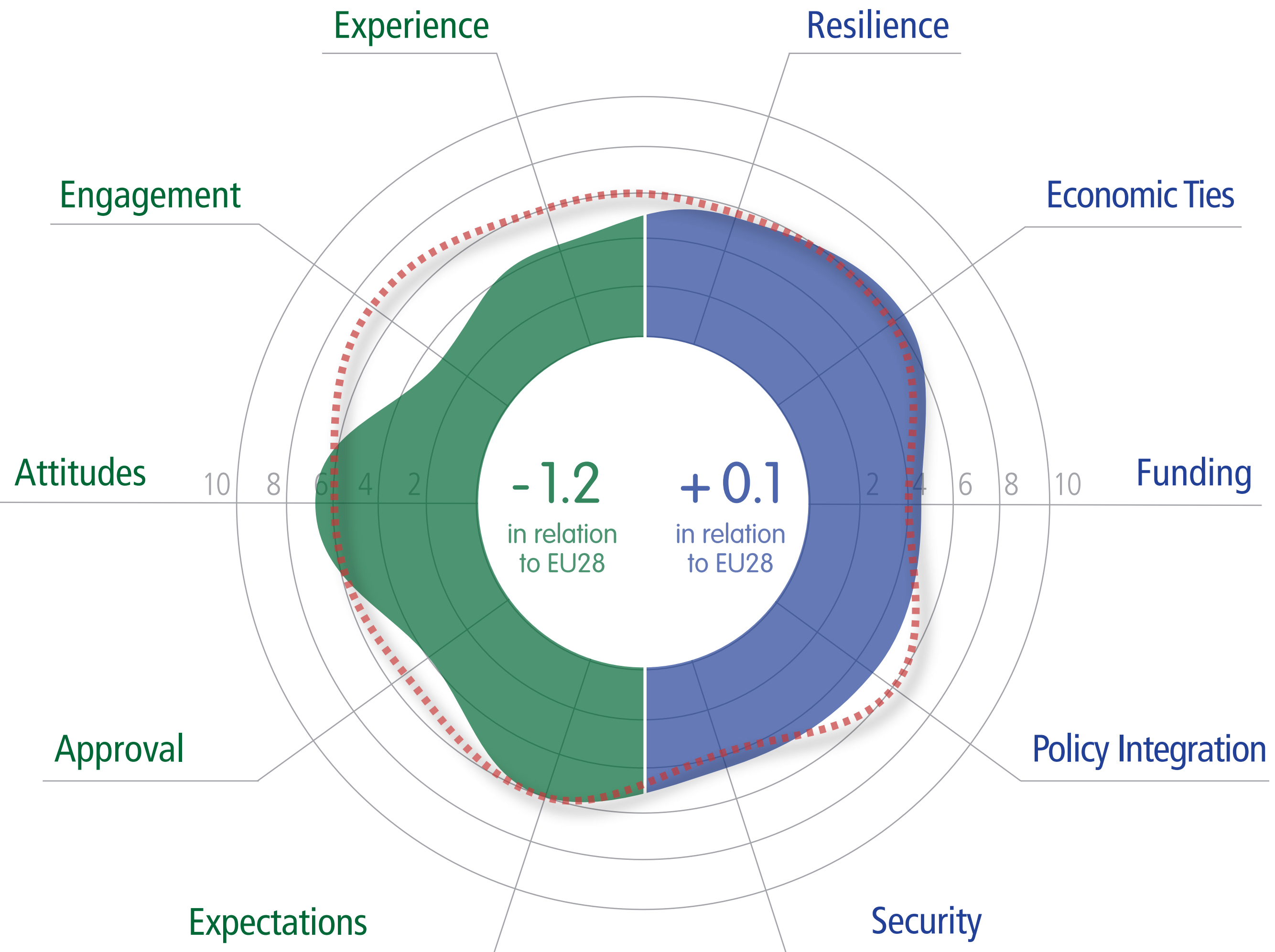
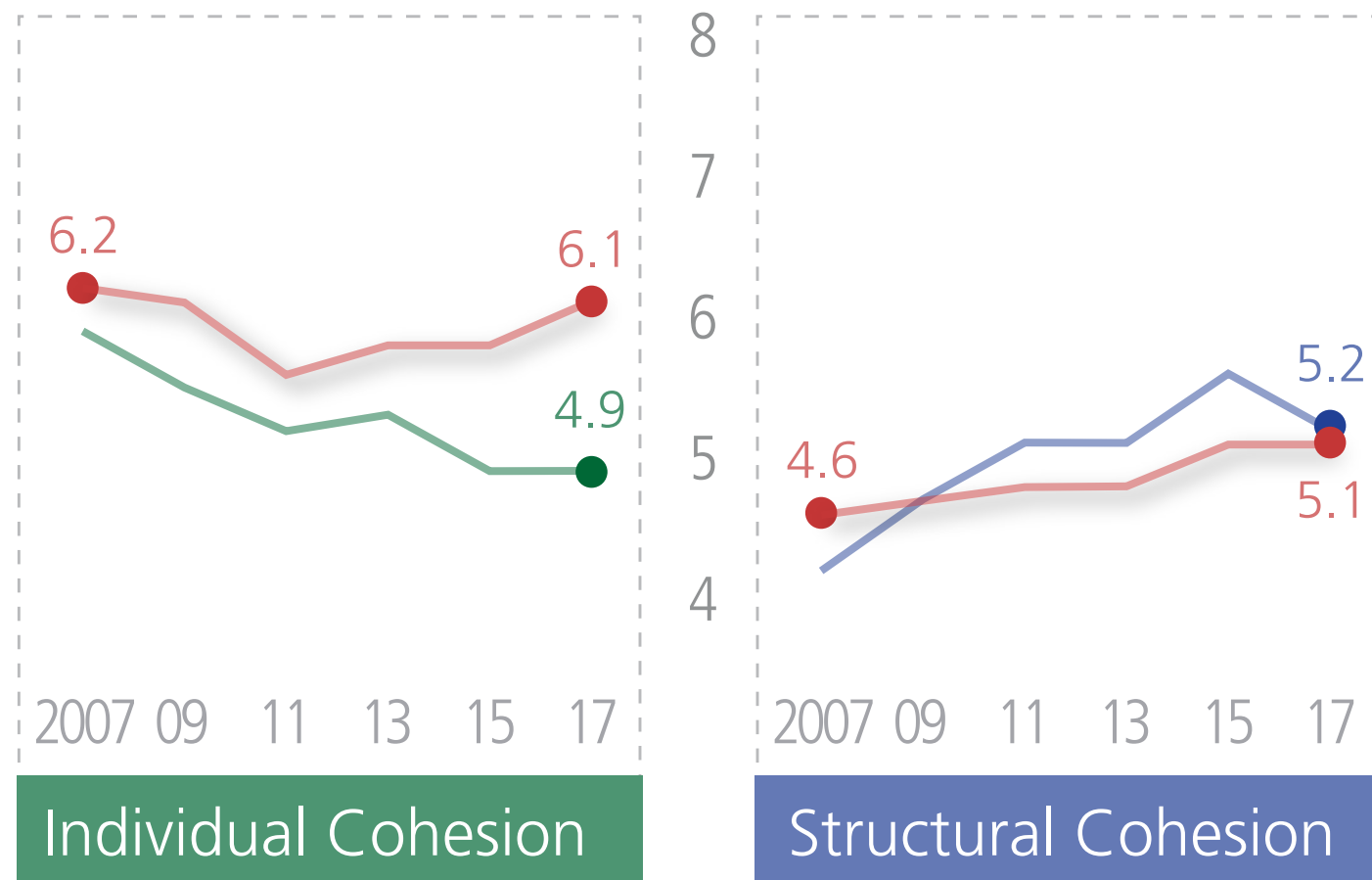
- EU28
- Eurogroup
- New Hanse
- Affluent Seven
- Southern Seven
- \* Big Six
- Founding Six
- Southeast Four
- \* Visegrád Four
- Baltics
- Benelux
- Nordics

⭐ Top 5 gain  
⚡ Bottom 5 loss

# Poland 2017 vs. Poland 2007

# EU28 2017

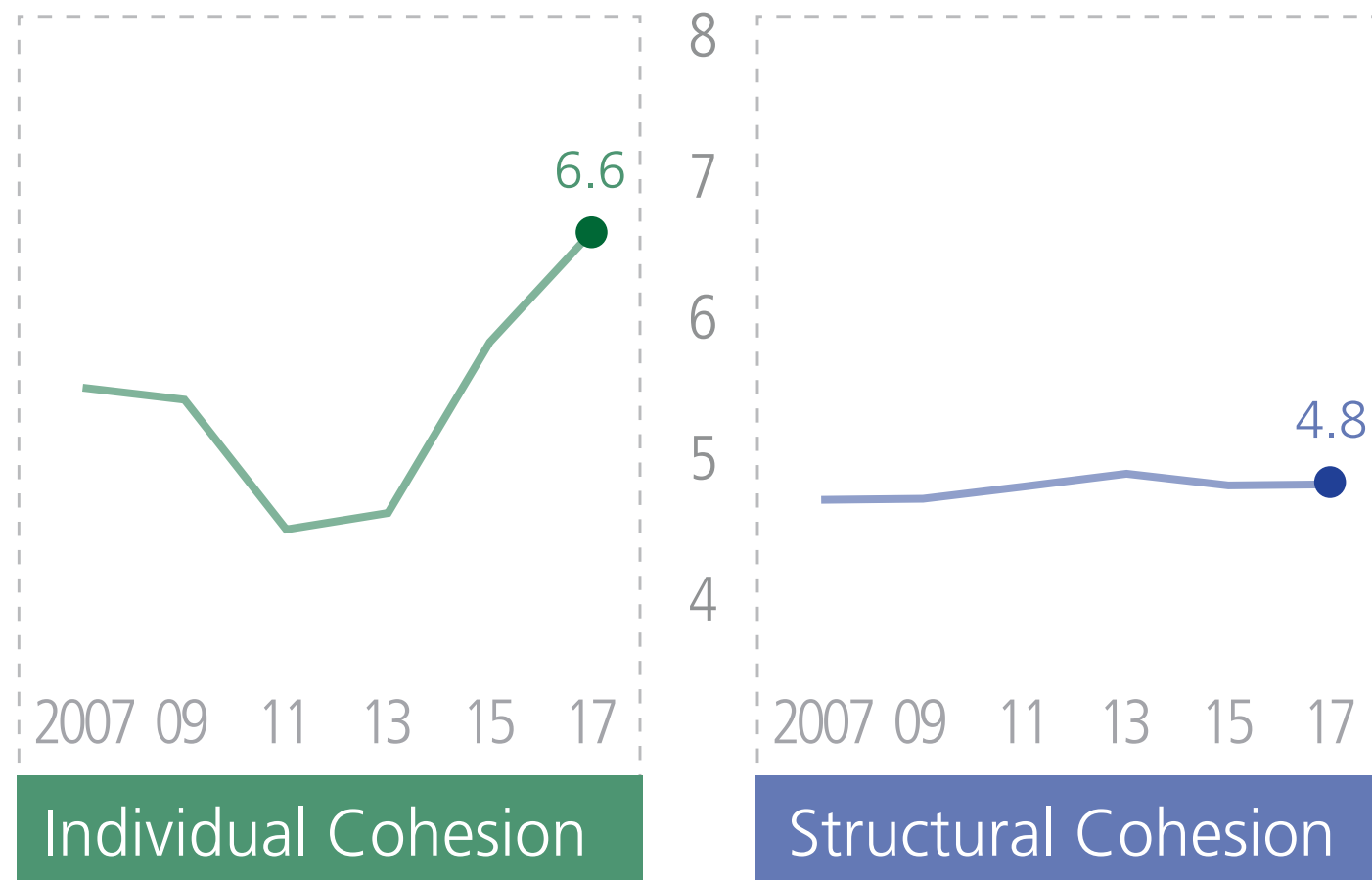
*i* Overall Results



- |            |               |                 |
|------------|---------------|-----------------|
| Austria    | Italy         | EU28            |
| Belgium    | Latvia        | Eurogroup       |
| Bulgaria   | Lithuania     | New Hanse       |
| Croatia    | Luxembourg    | Affluent Seven  |
| Cyprus     | Malta         | Southern Seven  |
| Czech Rep. | Netherlands   | * Big Six       |
| Denmark    | <b>Poland</b> | Founding Six    |
| Estonia    | Portugal      | Southeast Four  |
| Finland    | Romania       | * Visegrád Four |
| France     | Slovakia      | Baltics         |
| Germany    | Slovenia      | Benelux         |
| Greece     | Spain         | Nordics         |
| Hungary    | Sweden        |                 |
| Ireland    | UK            |                 |

# Portugal 2017 vs. Portugal 2007 EU28 2017

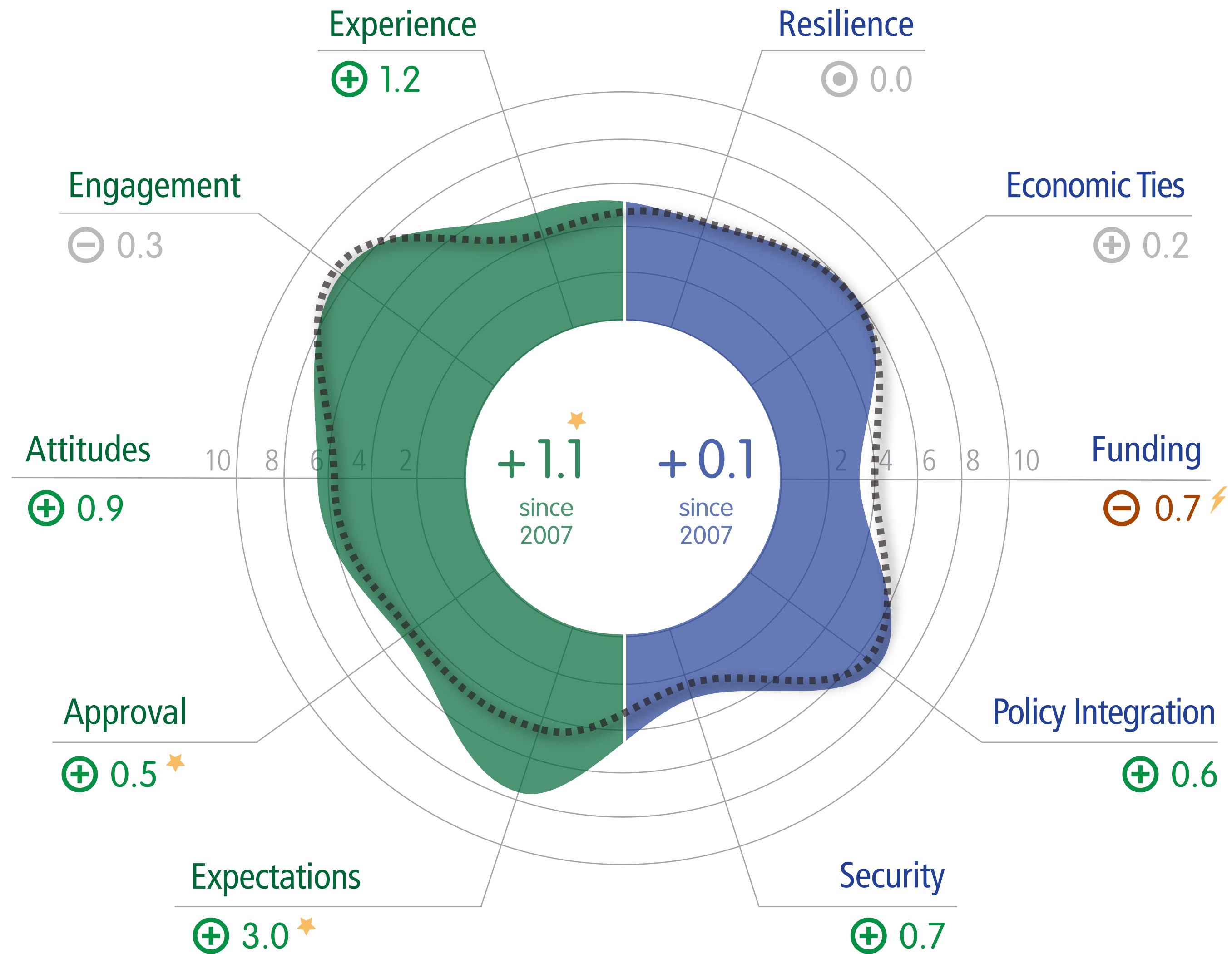
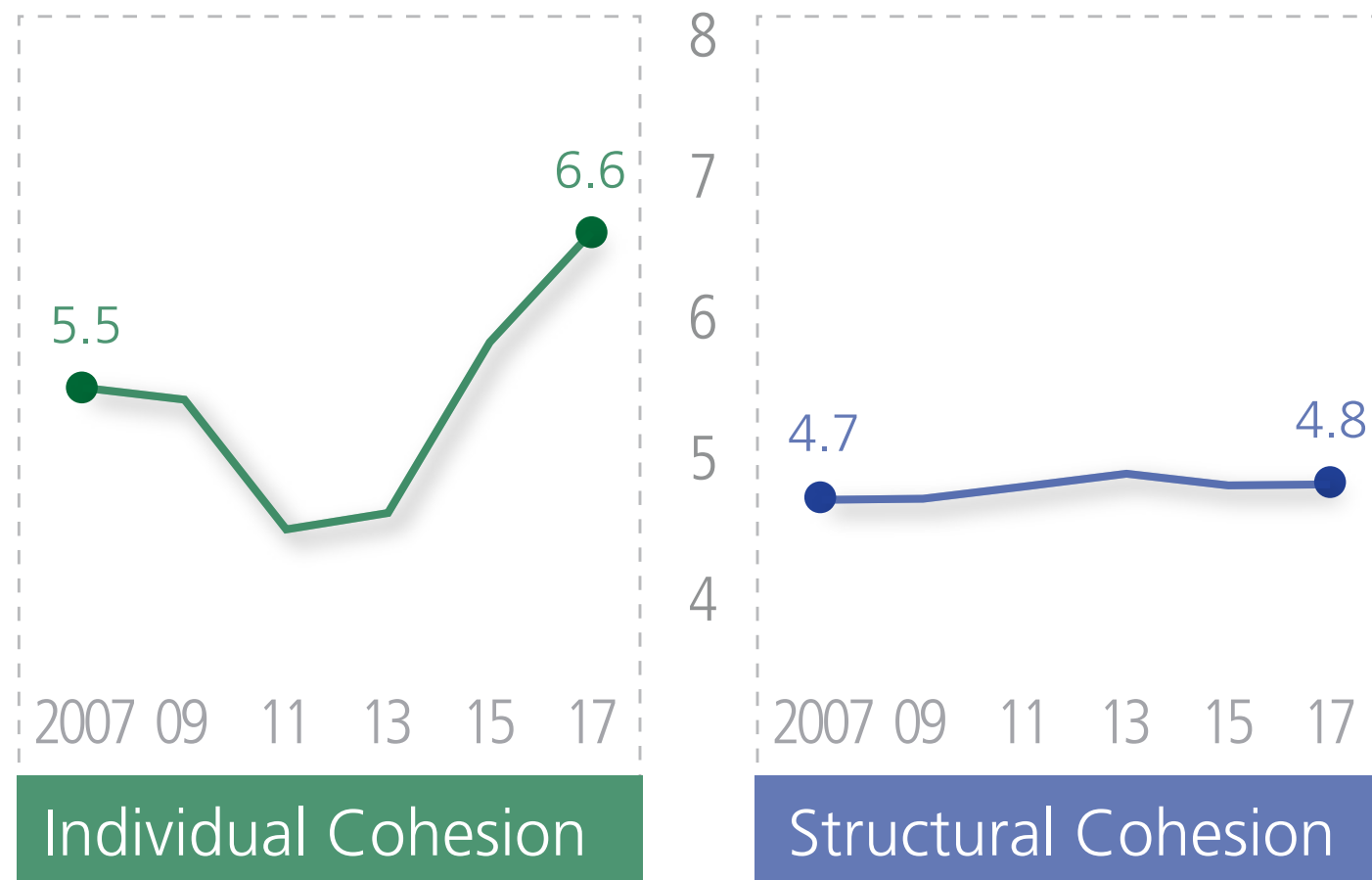
*i* Overall Results



- |            |                 |                  |
|------------|-----------------|------------------|
| Austria    | Italy           | EU28             |
| Belgium    | Latvia          | * Eurogroup      |
| Bulgaria   | Lithuania       | New Hanse        |
| Croatia    | Luxembourg      | Affluent Seven   |
| Cyprus     | Malta           | * Southern Seven |
| Czech Rep. | Netherlands     | Big Six          |
| Denmark    | Poland          | Founding Six     |
| Estonia    | <b>Portugal</b> | Southeast Four   |
| Finland    | Romania         | Visegrád Four    |
| France     | Slovakia        | Baltics          |
| Germany    | Slovenia        | Benelux          |
| Greece     | Spain           | Nordics          |
| Hungary    | Sweden          |                  |
| Ireland    | UK              |                  |

# Portugal 2017 vs. Portugal 2007 EU28 2017

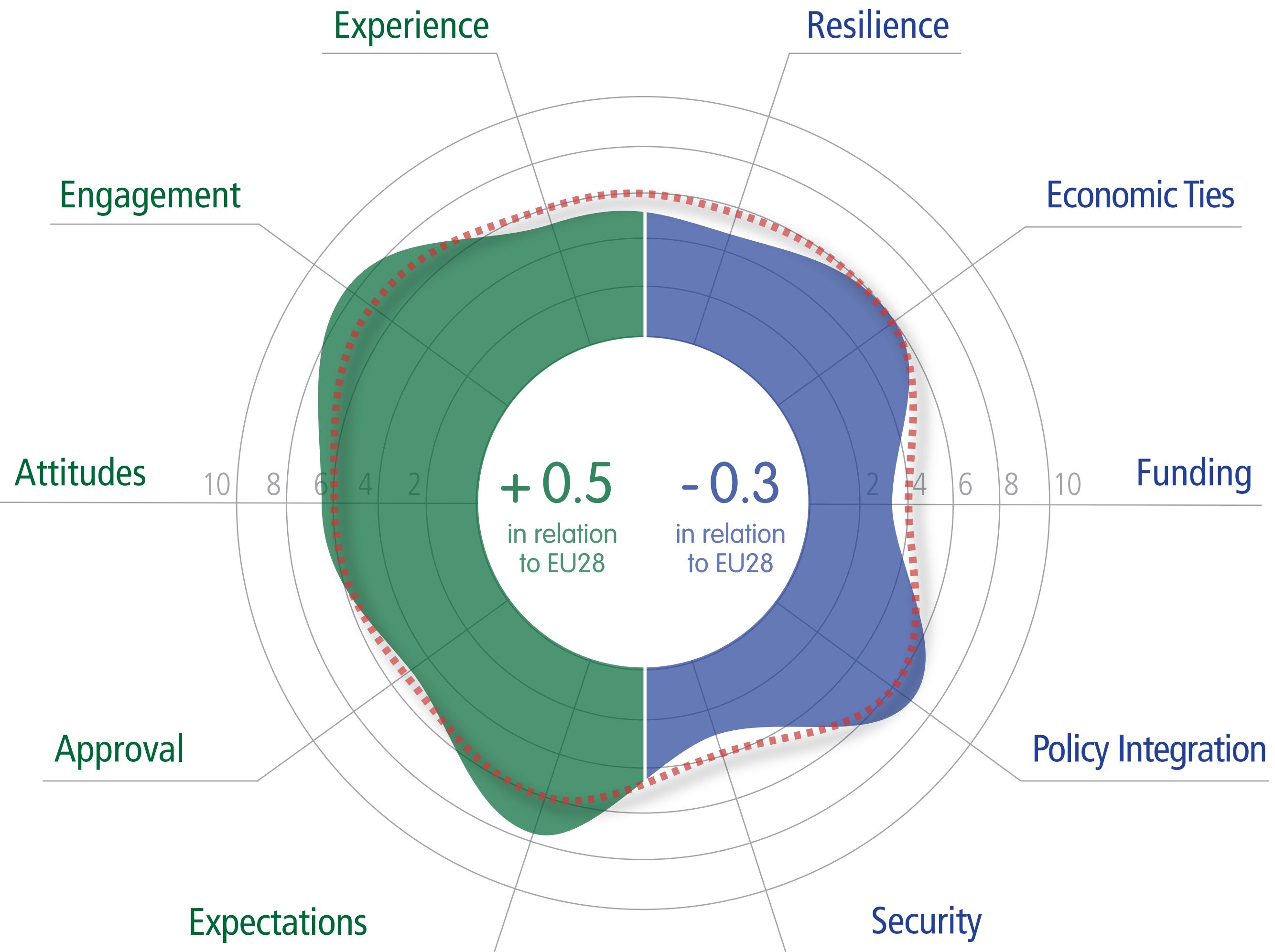
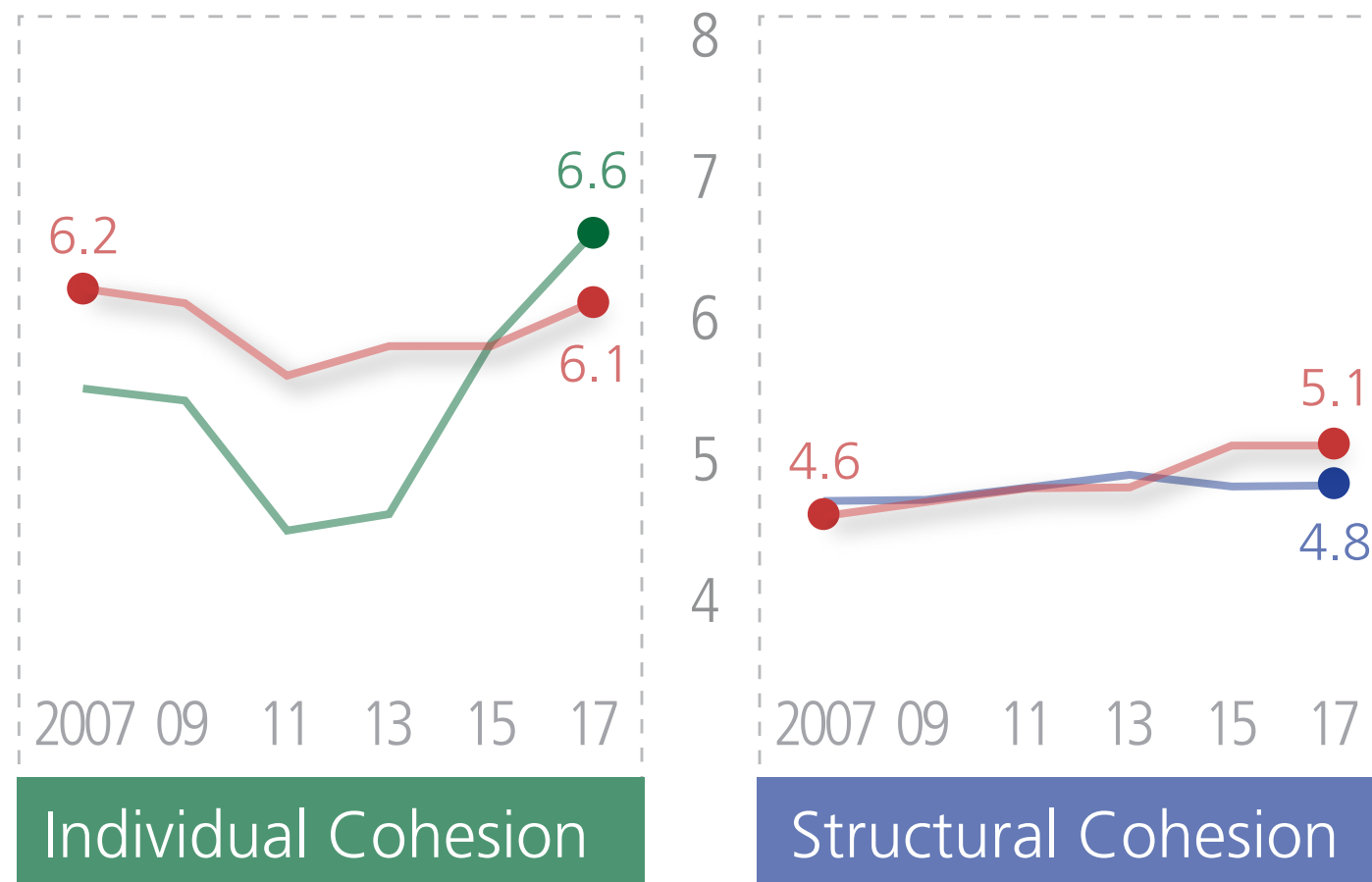
*i* Overall Results



- |            |                 |                  |
|------------|-----------------|------------------|
| Austria    | Italy           | EU28             |
| Belgium    | Latvia          | * Eurogroup      |
| Bulgaria   | Lithuania       | New Hanse        |
| Croatia    | Luxembourg      | Affluent Seven   |
| Cyprus     | Malta           | * Southern Seven |
| Czech Rep. | Netherlands     | Big Six          |
| Denmark    | Poland          | Founding Six     |
| Estonia    | <b>Portugal</b> | Southeast Four   |
| Finland    | Romania         | Visegrád Four    |
| France     | Slovakia        | Baltics          |
| Germany    | Slovenia        | Benelux          |
| Greece     | Spain           | Nordics          |
| Hungary    | Sweden          |                  |
| Ireland    | UK              |                  |
- ★ Top 5 gain  
⚡ Bottom 5 loss

# Portugal 2017 vs. Portugal 2007 EU28 2017

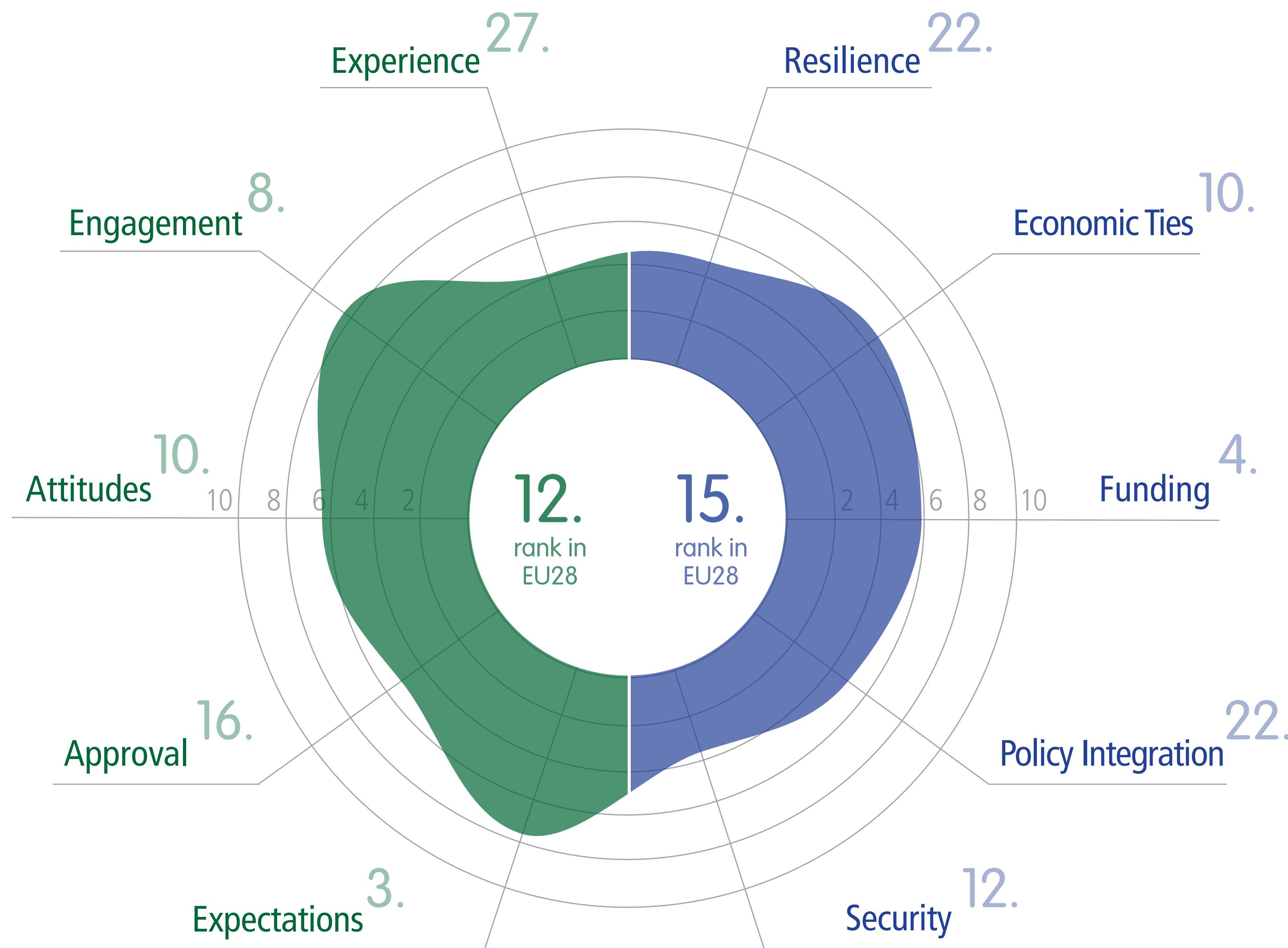
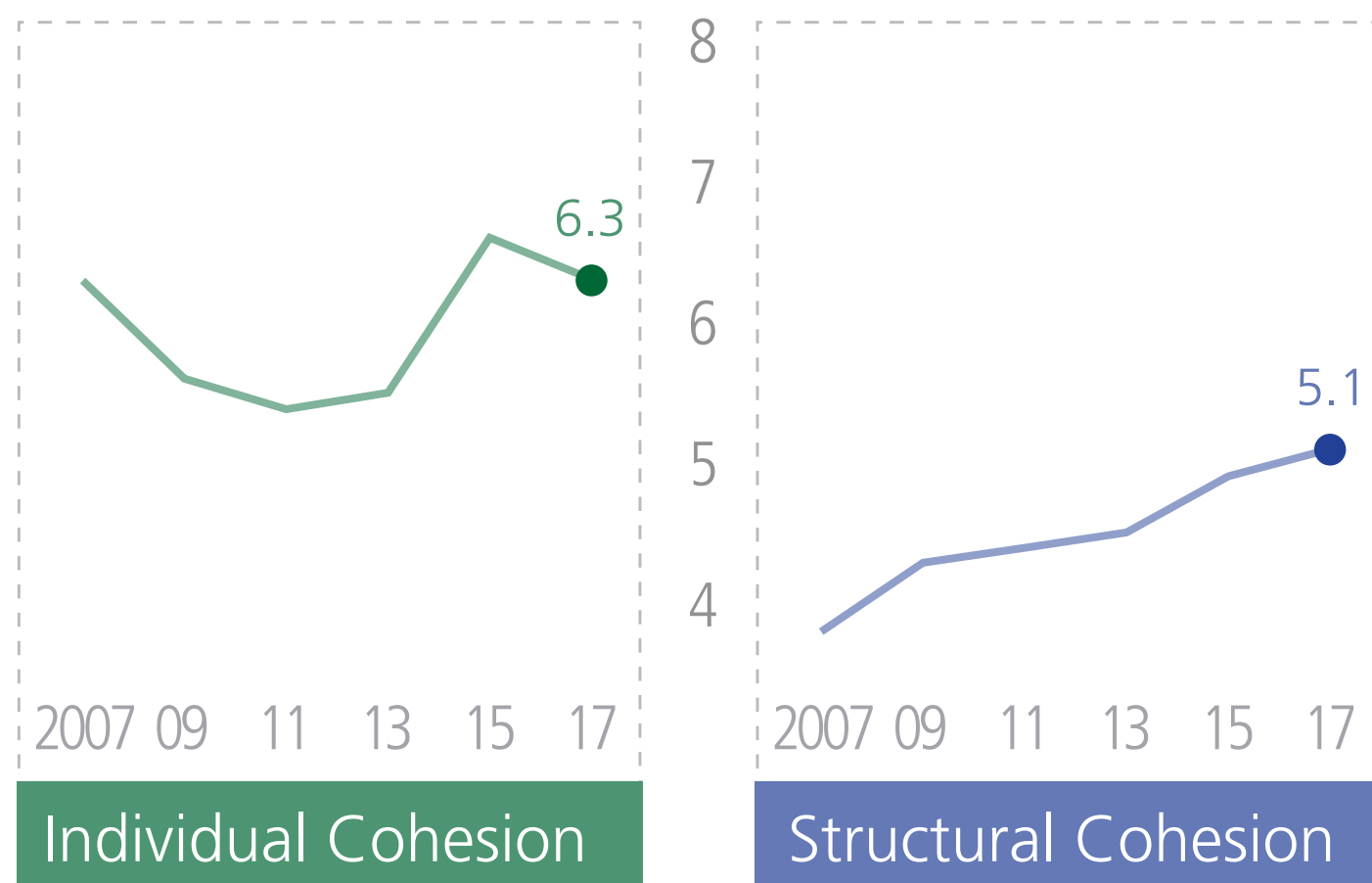
*i* Overall Results



- |            |                 |                  |
|------------|-----------------|------------------|
| Austria    | Italy           | EU28             |
| Belgium    | Latvia          | * Eurogroup      |
| Bulgaria   | Lithuania       | New Hanse        |
| Croatia    | Luxembourg      | Affluent Seven   |
| Cyprus     | Malta           | * Southern Seven |
| Czech Rep. | Netherlands     | Big Six          |
| Denmark    | Poland          | Founding Six     |
| Estonia    | <b>Portugal</b> | Southeast Four   |
| Finland    | Romania         | Visegrád Four    |
| France     | Slovakia        | Baltics          |
| Germany    | Slovenia        | Benelux          |
| Greece     | Spain           | Nordics          |
| Hungary    | Sweden          |                  |
| Ireland    | UK              |                  |

# Romania 2017 vs. Romania 2007 EU28 2017

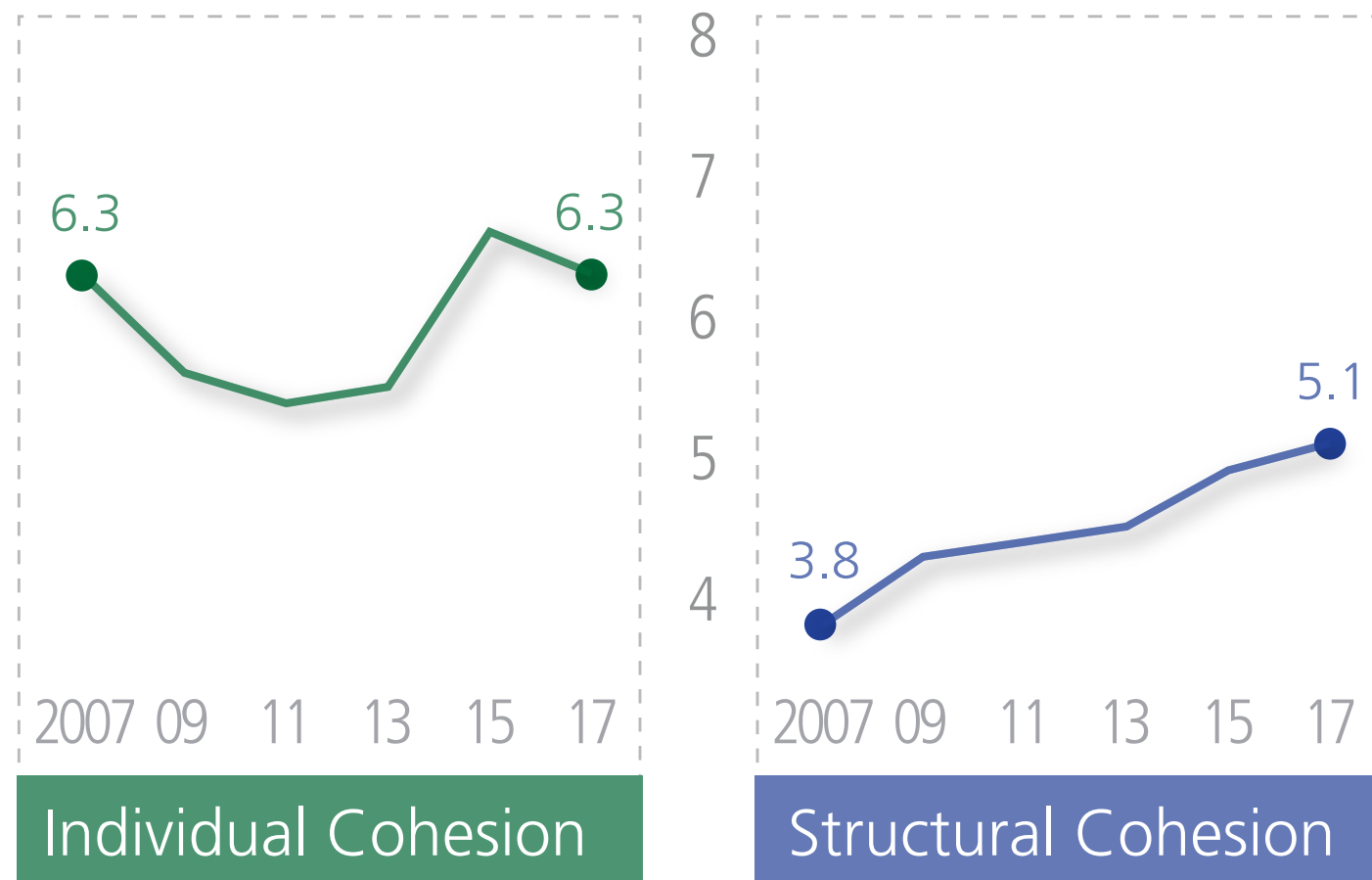
*i* Overall Results



- |            |                |                  |
|------------|----------------|------------------|
| Austria    | Italy          | EU28             |
| Belgium    | Latvia         | Eurogroup        |
| Bulgaria   | Lithuania      | New Hanse        |
| Croatia    | Luxembourg     | Affluent Seven   |
| Cyprus     | Malta          | Southern Seven   |
| Czech Rep. | Netherlands    | Big Six          |
| Denmark    | Poland         | Founding Six     |
| Estonia    | Portugal       | * Southeast Four |
| Finland    | <b>Romania</b> | Visegrád Four    |
| France     | Slovakia       | Baltics          |
| Germany    | Slovenia       | Benelux          |
| Greece     | Spain          | Nordics          |
| Hungary    | Sweden         |                  |
| Ireland    | UK             |                  |

# Romania 2017 vs. Romania 2007 EU28 2017

*i* Overall Results



Austria  
Belgium  
Bulgaria  
Croatia  
Cyprus  
Czech Rep.  
Denmark  
Estonia  
Finland  
France  
Germany  
Greece  
Hungary  
Ireland

Italy  
Latvia  
Lithuania  
Luxembourg  
Malta  
Netherlands  
Poland  
Portugal  
**Romania**  
Slovakia  
Slovenia  
Spain  
Sweden  
UK

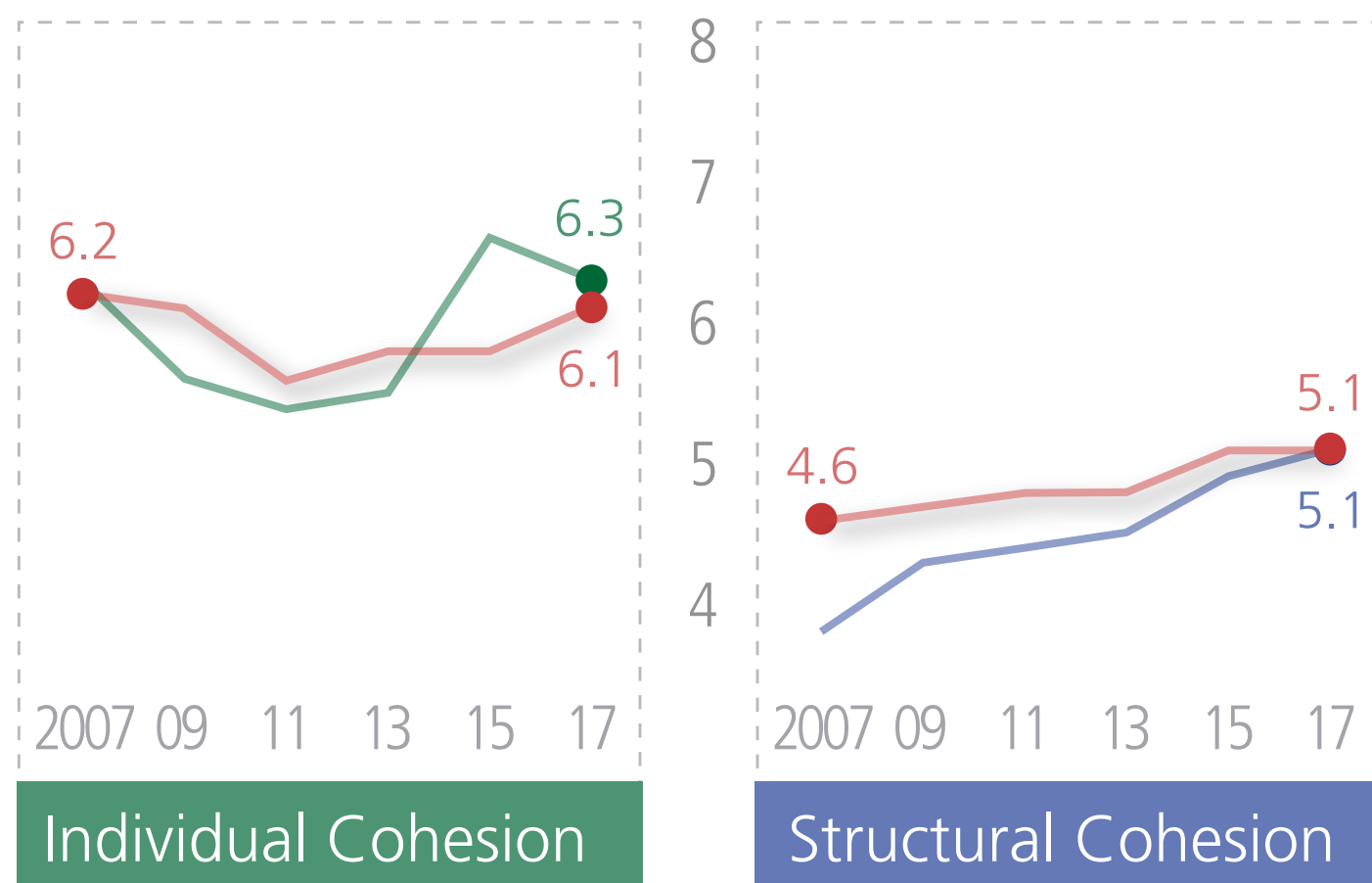
EU28  
Eurogroup  
New Hanse  
Affluent Seven  
Southern Seven  
Big Six  
Founding Six  
\* Southeast Four  
Visegrád Four  
Baltics  
Benelux  
Nordics

★ Top 5 gain  
⚡ Bottom 5 loss



# Romania 2017 vs. Romania 2007 EU28 2017

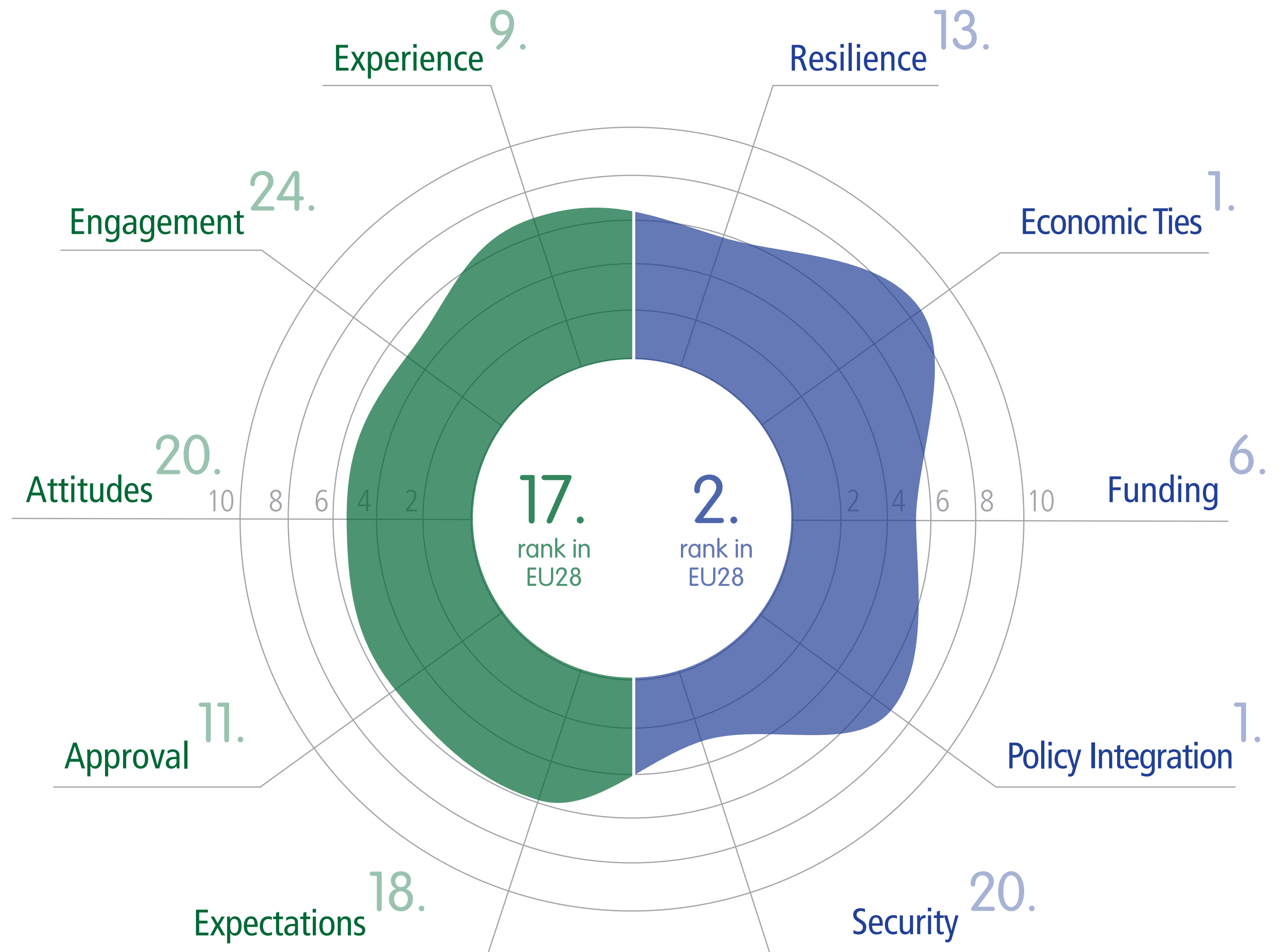
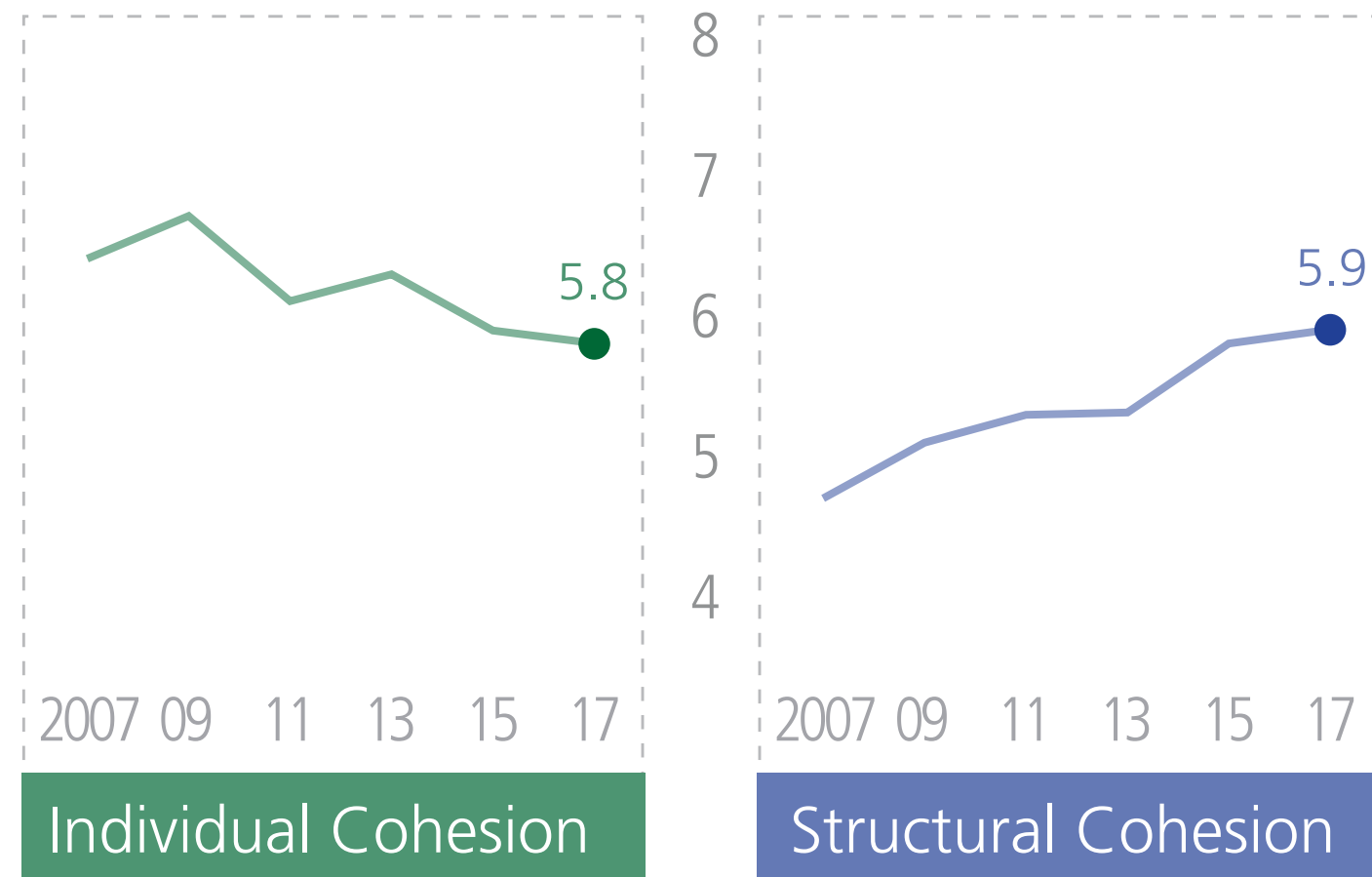
*i* Overall Results



- |            |                |                  |
|------------|----------------|------------------|
| Austria    | Italy          | EU28             |
| Belgium    | Latvia         | Eurogroup        |
| Bulgaria   | Lithuania      | New Hanse        |
| Croatia    | Luxembourg     | Affluent Seven   |
| Cyprus     | Malta          | Southern Seven   |
| Czech Rep. | Netherlands    | Big Six          |
| Denmark    | Poland         | Founding Six     |
| Estonia    | Portugal       | * Southeast Four |
| Finland    | <b>Romania</b> | Visegrád Four    |
| France     | Slovakia       | Baltics          |
| Germany    | Slovenia       | Benelux          |
| Greece     | Spain          | Nordics          |
| Hungary    | Sweden         |                  |
| Ireland    | UK             |                  |

# Slovakia 2017 vs. Slovakia 2007 EU28 2017

*i* Overall Results



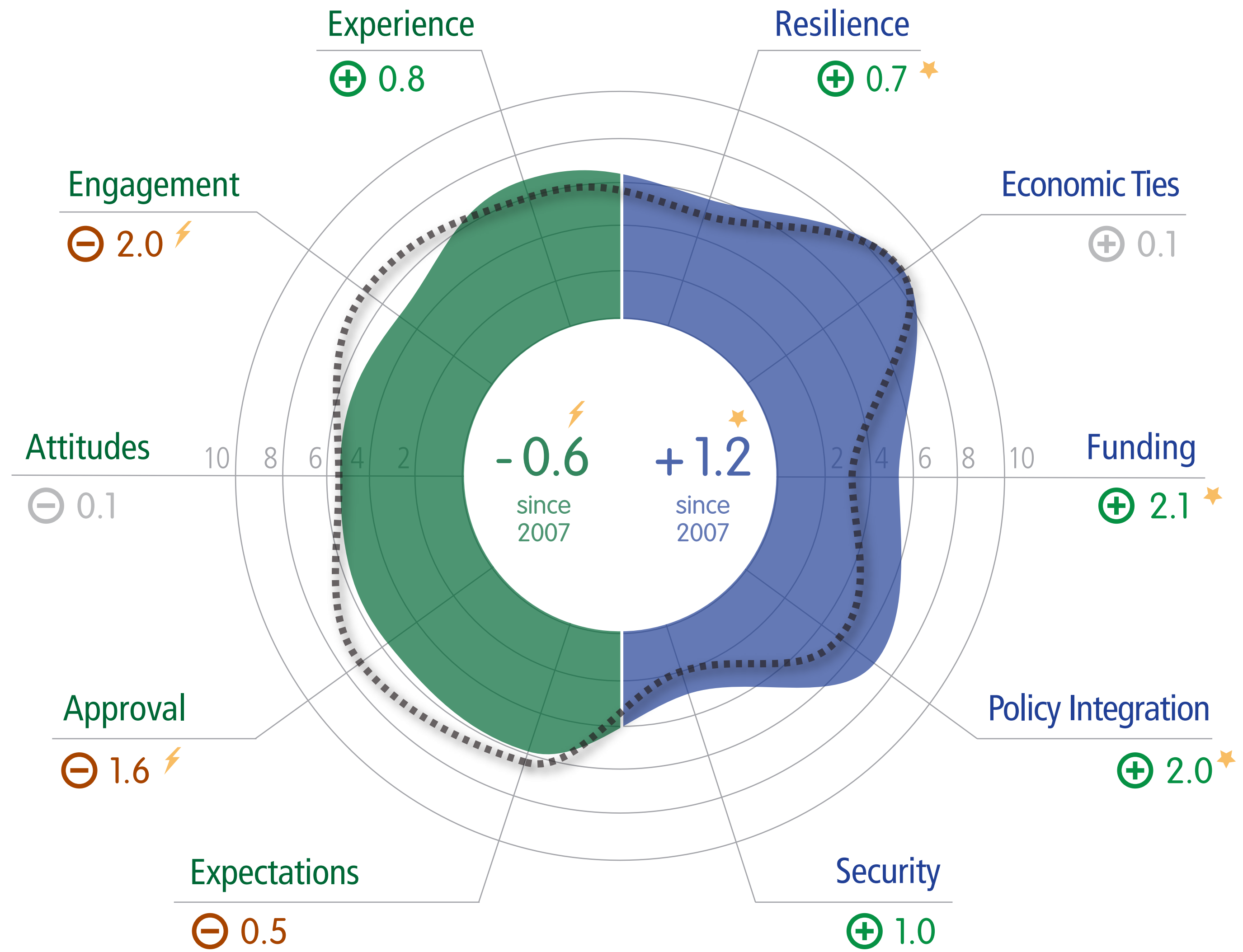
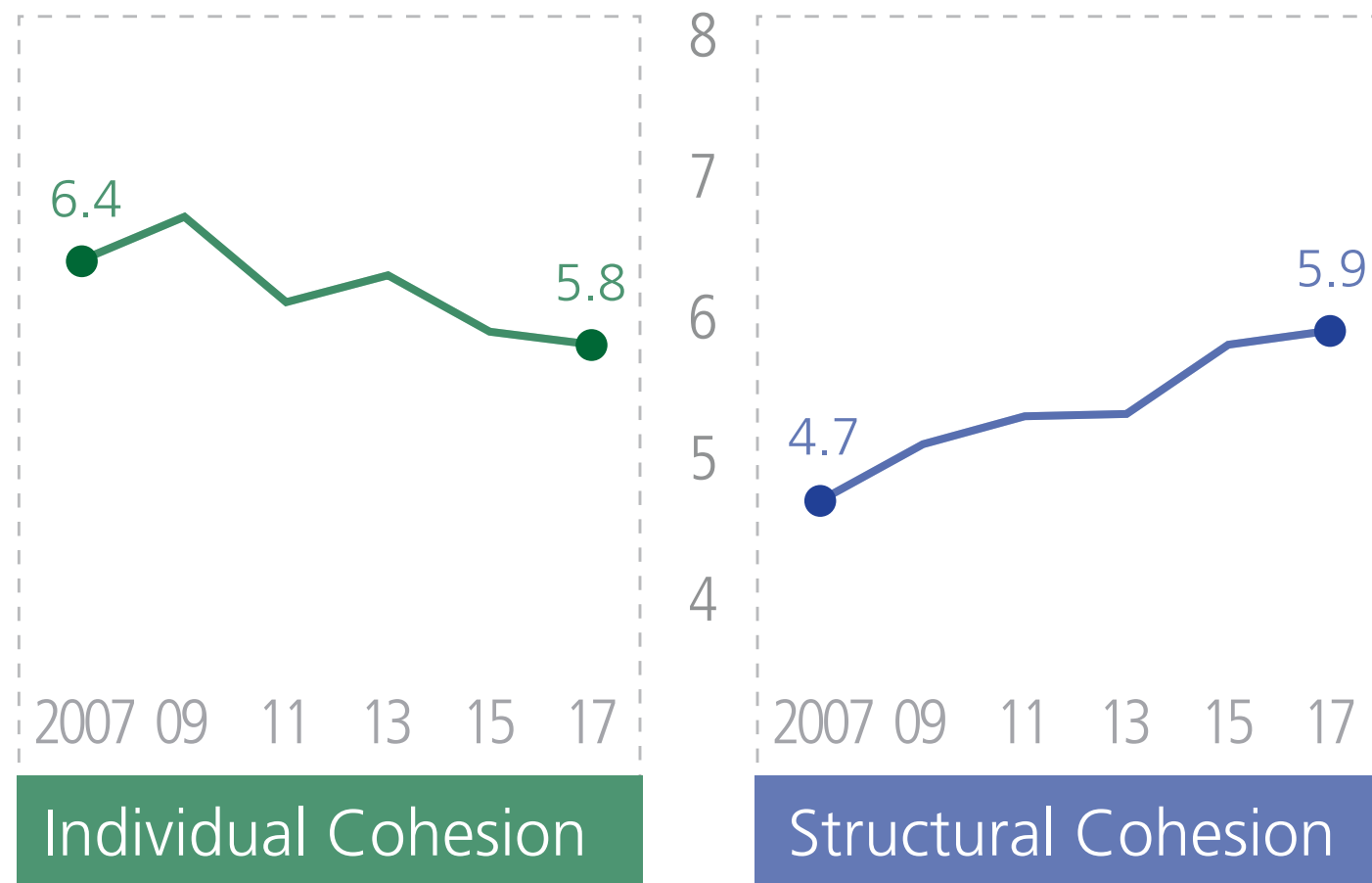
Austria  
Belgium  
Bulgaria  
Croatia  
Cyprus  
Czech Rep.  
Denmark  
Estonia  
Finland  
France  
Germany  
Greece  
Hungary  
Ireland

Italy  
Latvia  
Lithuania  
Luxembourg  
Malta  
Netherlands  
Poland  
Portugal  
Romania  
**Slovakia**  
Slovenia  
Spain  
Sweden  
UK

EU28  
\* Eurogroup  
New Hanse  
Affluent Seven  
Southern Seven  
Big Six  
Founding Six  
Southeast Four  
\* Visegrád Four  
Baltics  
Benelux  
Nordics

# Slovakia 2017 vs. Slovakia 2007 EU28 2017

*i* Overall Results

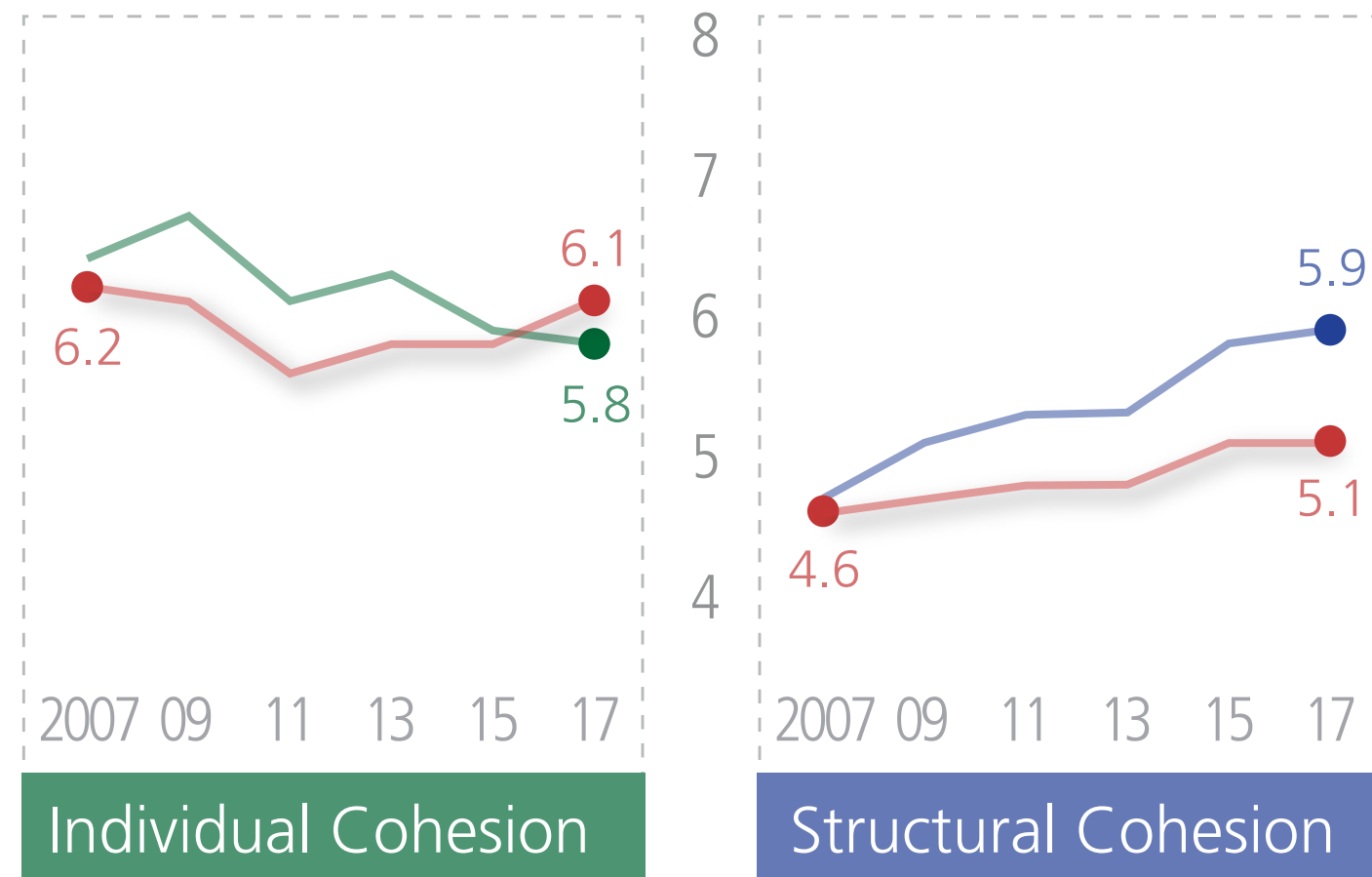


- Austria
- Belgium
- Bulgaria
- Croatia
- Cyprus
- Czech Rep.
- Denmark
- Estonia
- Finland
- France
- Germany
- Greece
- Hungary
- Ireland
- Italy
- Latvia
- Lithuania
- Luxembourg
- Malta
- Netherlands
- Poland
- Portugal
- Romania
- Slovakia**
- Slovenia
- Spain
- Sweden
- UK

- EU28
- \* Eurogroup
- New Hanse
- Affluent Seven
- Southern Seven
- Big Six
- Founding Six
- Southeast Four
- \* Visegrád Four
- Baltics
- Benelux
- Nordics
- ★ Top 5 gain
- ⚡ Bottom 5 loss

# Slovakia 2017 vs. Slovakia 2007 EU28 2017

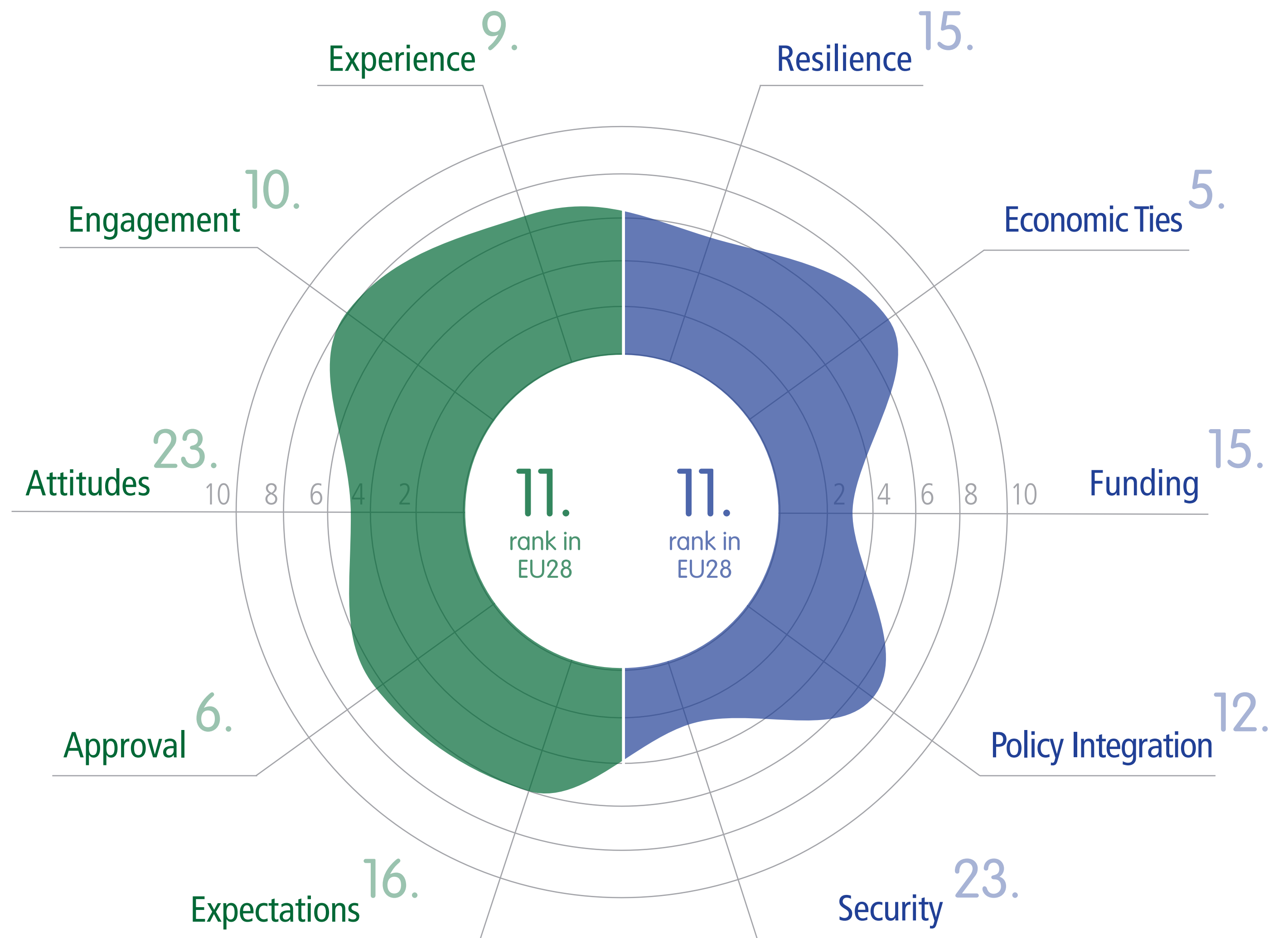
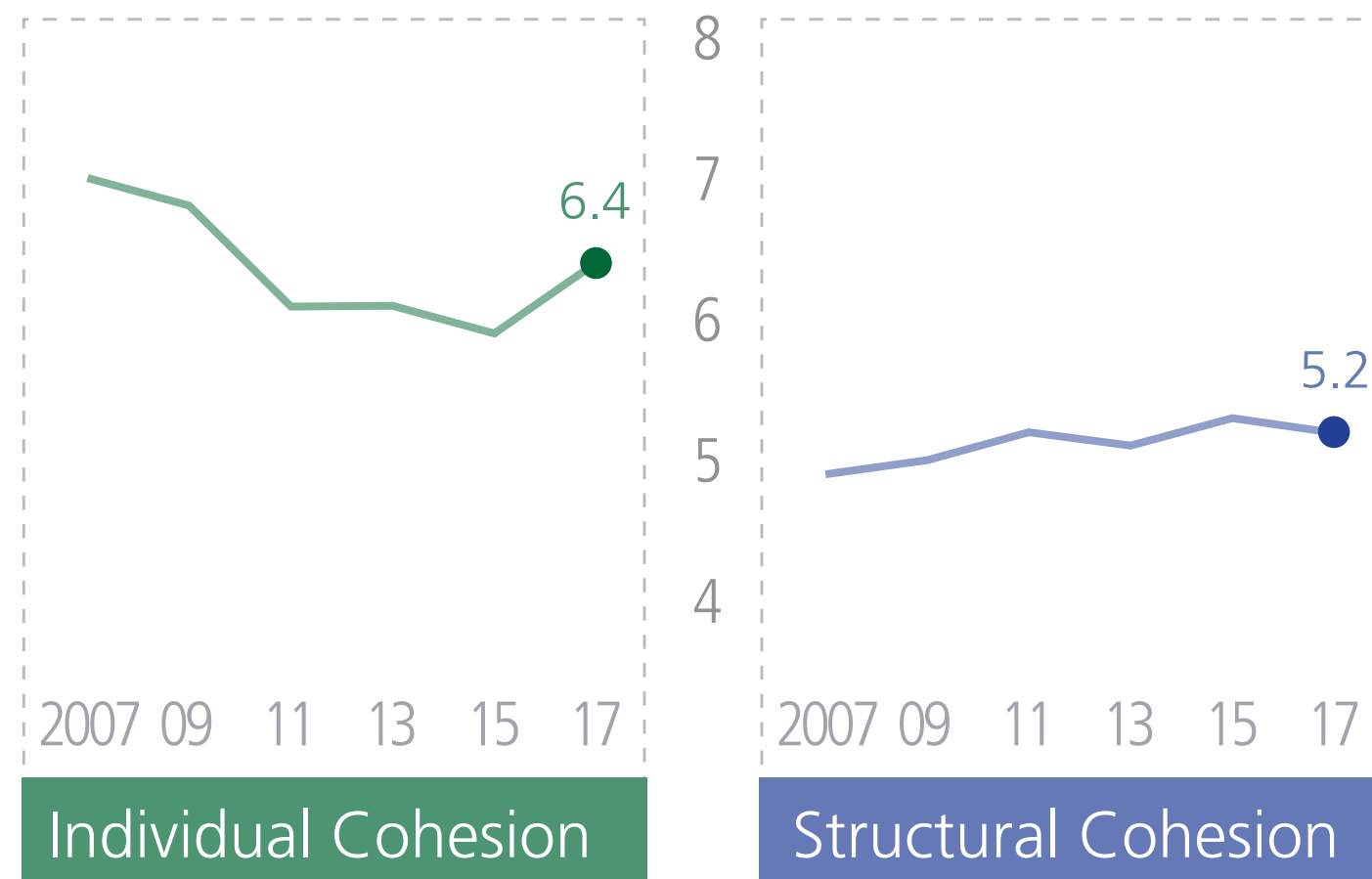
*i* Overall Results



- |            |                 |                 |
|------------|-----------------|-----------------|
| Austria    | Italy           | EU28            |
| Belgium    | Latvia          | * Eurogroup     |
| Bulgaria   | Lithuania       | New Hanse       |
| Croatia    | Luxembourg      | Affluent Seven  |
| Cyprus     | Malta           | Southern Seven  |
| Czech Rep. | Netherlands     | Big Six         |
| Denmark    | Poland          | Founding Six    |
| Estonia    | Portugal        | Southeast Four  |
| Finland    | Romania         | * Visegrád Four |
| France     | <b>Slovakia</b> | Baltics         |
| Germany    | Slovenia        | Benelux         |
| Greece     | Spain           | Nordics         |
| Hungary    | Sweden          |                 |
| Ireland    | UK              |                 |

# Slovenia 2017 vs. Slovenia 2007 EU28 2017

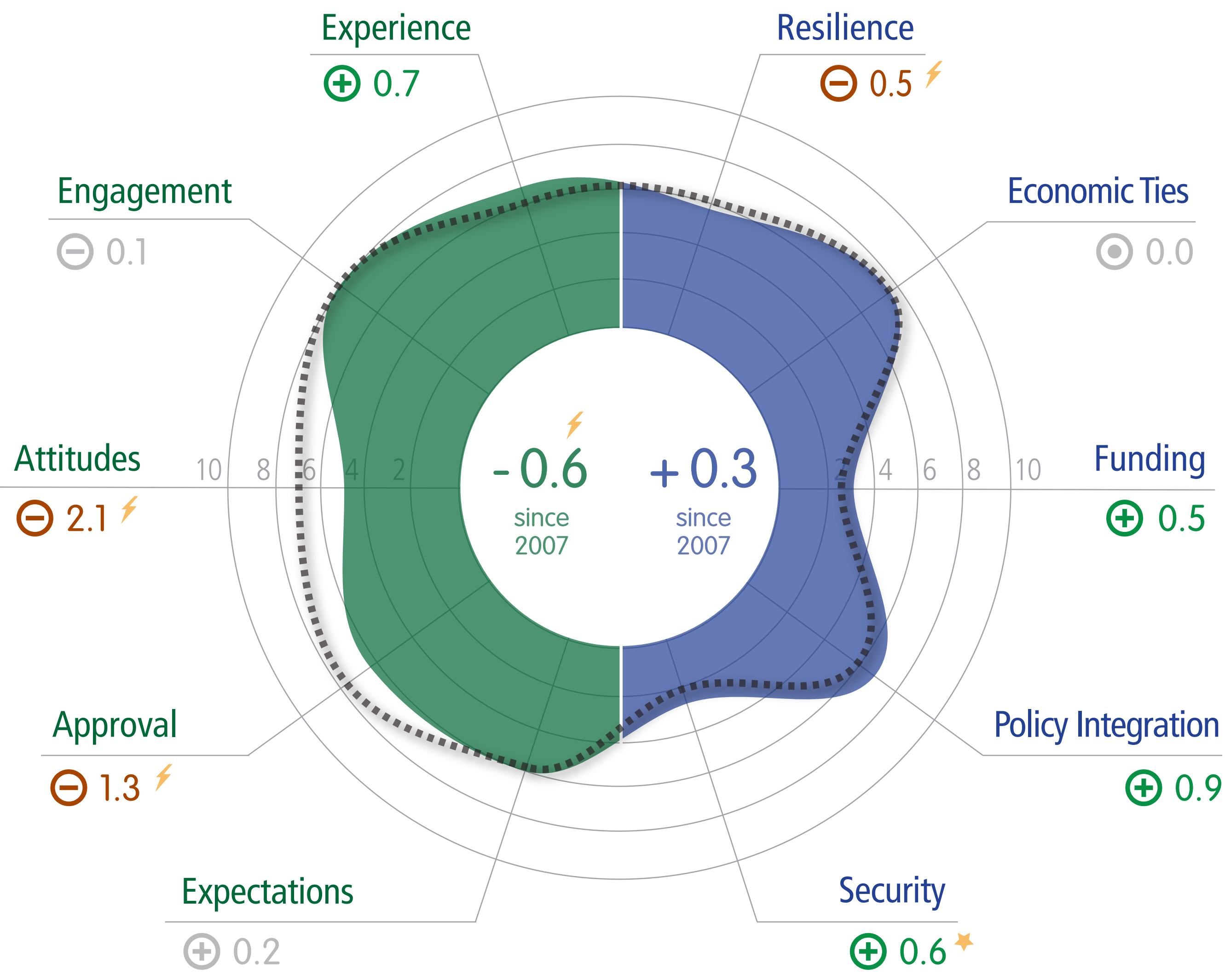
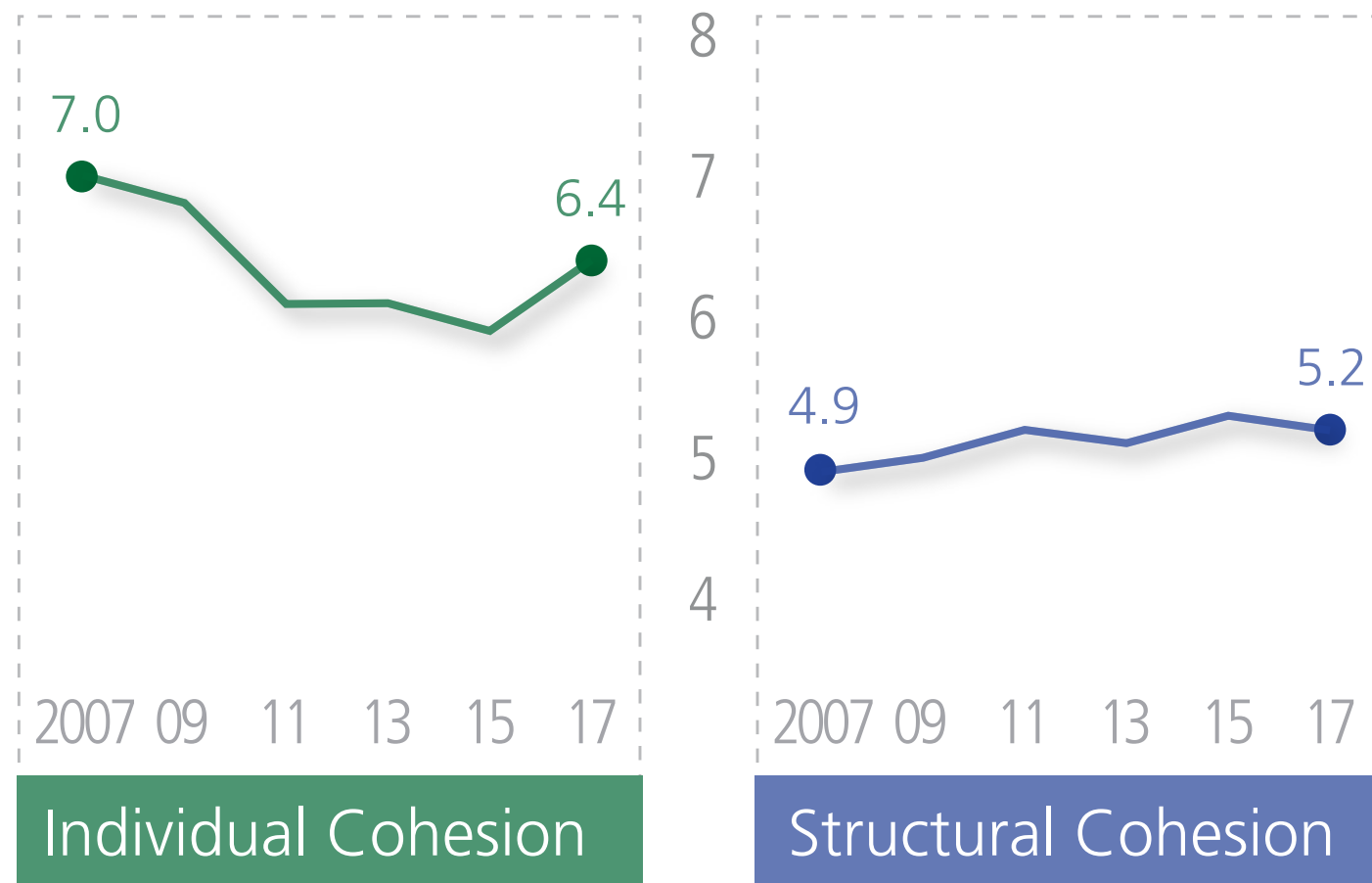
*i* Overall Results



- |            |                 |                  |
|------------|-----------------|------------------|
| Austria    | Italy           | EU28             |
| Belgium    | Latvia          | * Eurogroup      |
| Bulgaria   | Lithuania       | New Hanse        |
| Croatia    | Luxembourg      | Affluent Seven   |
| Cyprus     | Malta           | Southern Seven   |
| Czech Rep. | Netherlands     | Big Six          |
| Denmark    | Poland          | Founding Six     |
| Estonia    | Portugal        | * Southeast Four |
| Finland    | Romania         | Visegrád Four    |
| France     | Slovakia        | Baltics          |
| Germany    | <b>Slovenia</b> | Benelux          |
| Greece     | Spain           | Nordics          |
| Hungary    | Sweden          |                  |
| Ireland    | UK              |                  |

# Slovenia 2017 vs. Slovenia 2007 EU28 2017

*i* Overall Results

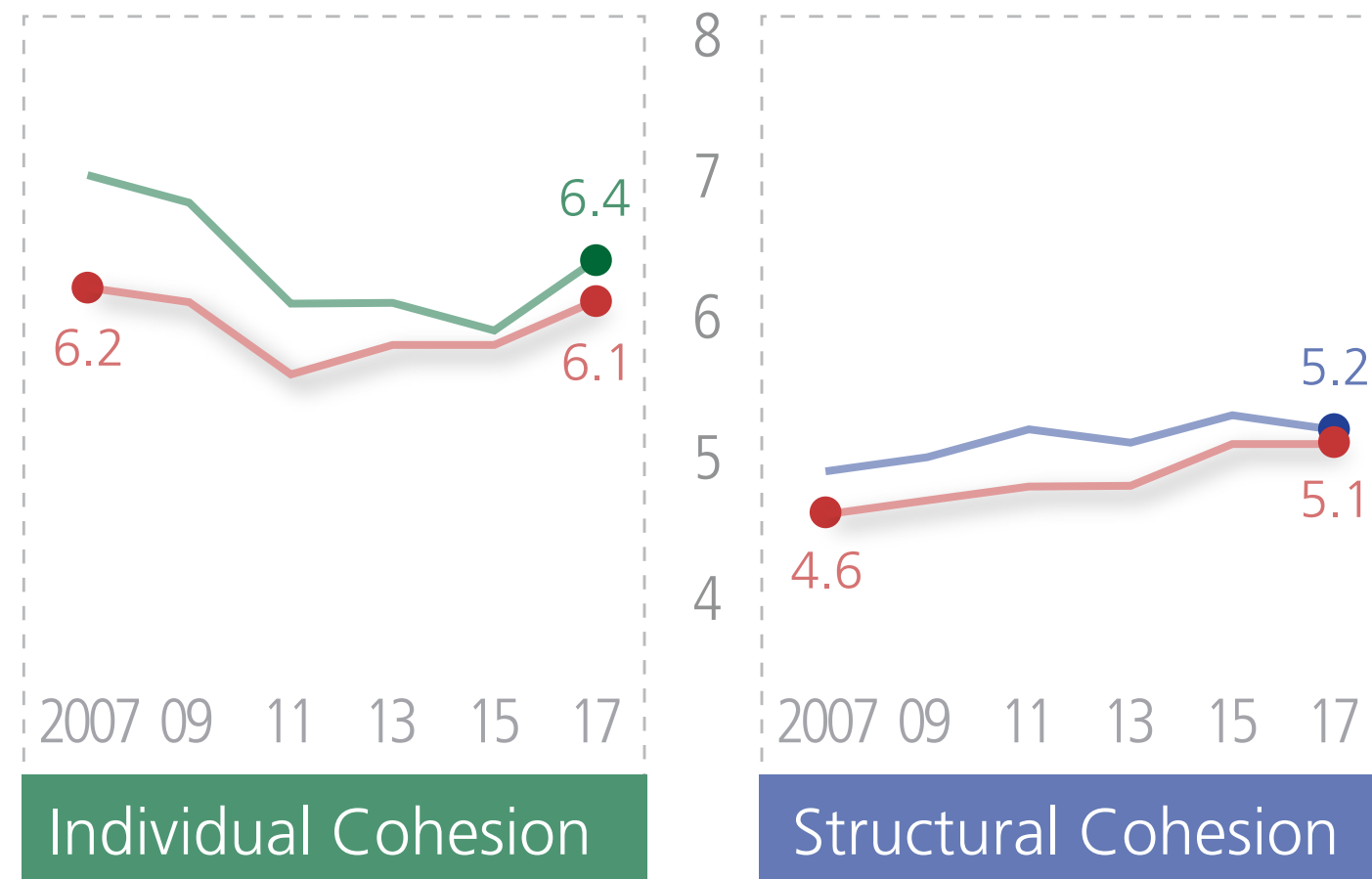


- Austria
- Belgium
- Bulgaria
- Croatia
- Cyprus
- Czech Rep.
- Denmark
- Estonia
- Finland
- France
- Germany
- Greece
- Hungary
- Ireland
- Italy
- Latvia
- Lithuania
- Luxembourg
- Malta
- Netherlands
- Poland
- Portugal
- Romania
- Slovakia
- Slovenia**
- Spain
- Sweden
- UK

- EU28
  - \* Eurogroup
  - New Hanse
  - Affluent Seven
  - Southern Seven
  - Big Six
  - Founding Six
  - \* Southeast Four
  - Visegrád Four
  - Baltics
  - Benelux
  - Nordics
- ★ Top 5 gain  
⚡ Bottom 5 loss

# Slovenia 2017 vs. Slovenia 2007 EU28 2017

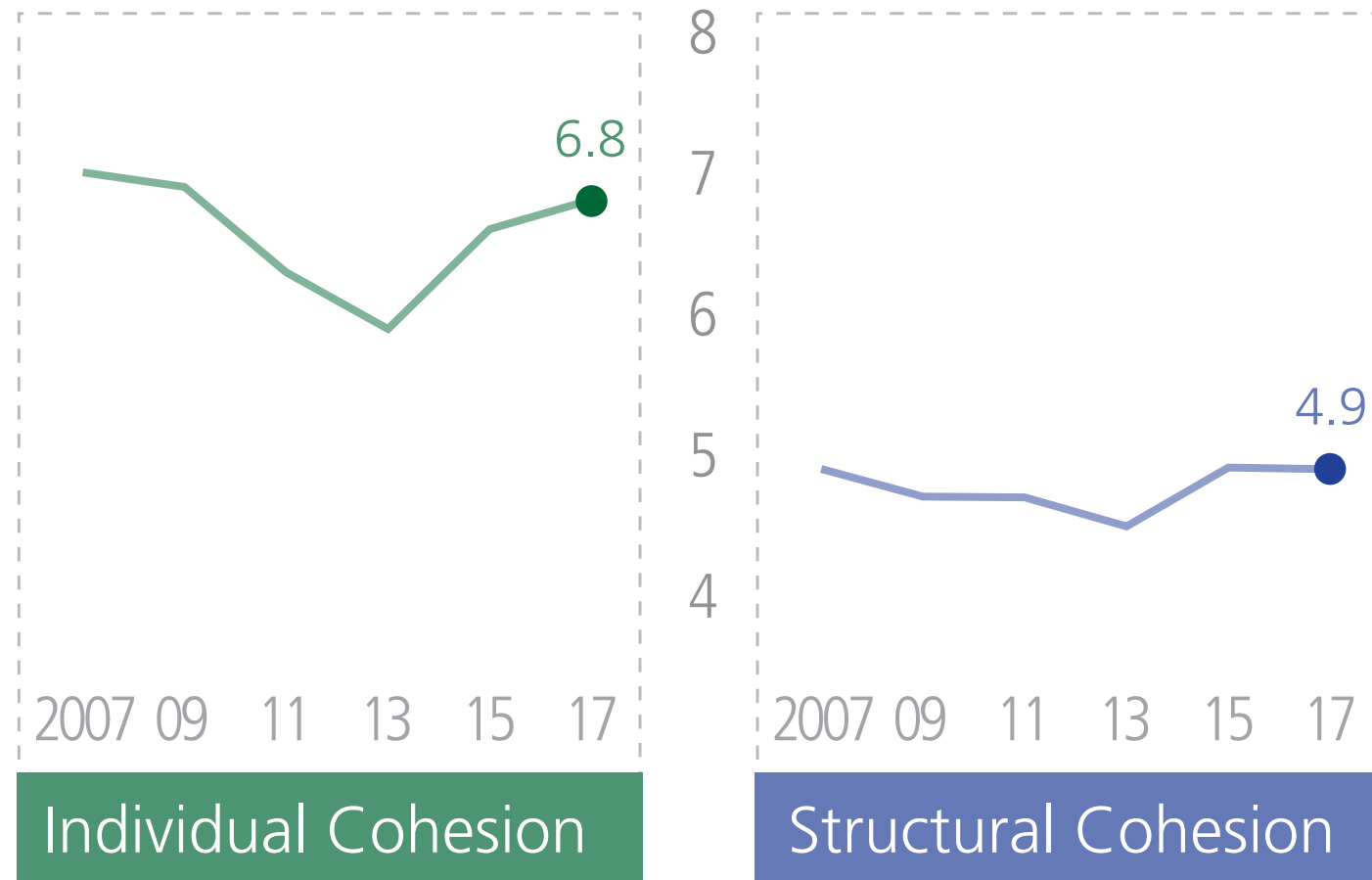
*i* Overall Results



- |            |                 |                  |
|------------|-----------------|------------------|
| Austria    | Italy           | EU28             |
| Belgium    | Latvia          | * Eurogroup      |
| Bulgaria   | Lithuania       | New Hanse        |
| Croatia    | Luxembourg      | Affluent Seven   |
| Cyprus     | Malta           | Southern Seven   |
| Czech Rep. | Netherlands     | Big Six          |
| Denmark    | Poland          | Founding Six     |
| Estonia    | Portugal        | * Southeast Four |
| Finland    | Romania         | Visegrád Four    |
| France     | Slovakia        | Baltics          |
| Germany    | <b>Slovenia</b> | Benelux          |
| Greece     | Spain           | Nordics          |
| Hungary    | Sweden          |                  |
| Ireland    | UK              |                  |

# Spain 2017 vs. Spain 2007 EU28 2017

*i* Overall Results

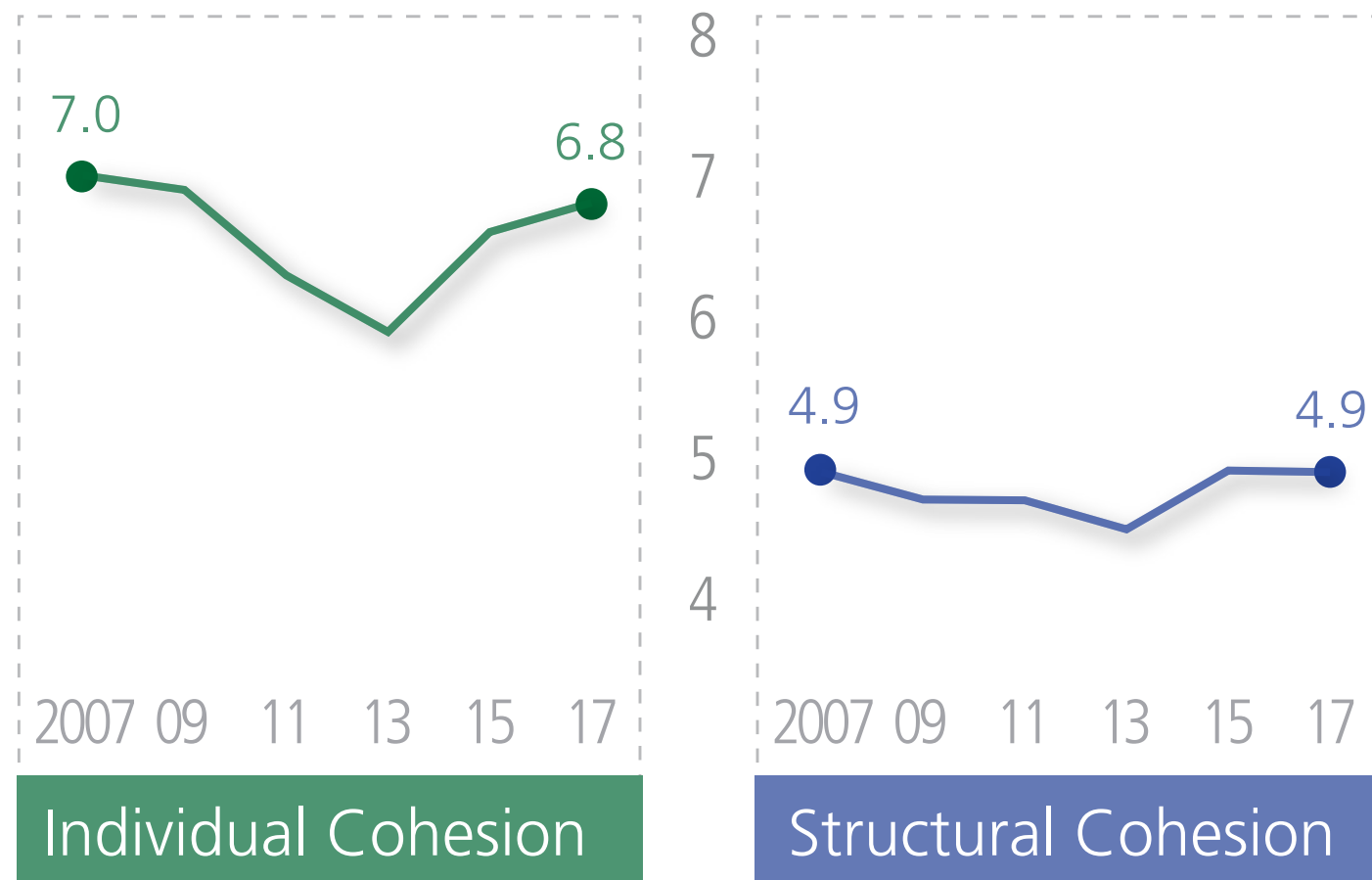


- |            |              |                  |
|------------|--------------|------------------|
| Austria    | Italy        | EU28             |
| Belgium    | Latvia       | * Eurogroup      |
| Bulgaria   | Lithuania    | New Hanse        |
| Croatia    | Luxembourg   | Affluent Seven   |
| Cyprus     | Malta        | * Southern Seven |
| Czech Rep. | Netherlands  | * Big Six        |
| Denmark    | Poland       | Founding Six     |
| Estonia    | Portugal     | Southeast Four   |
| Finland    | Romania      | Visegrád Four    |
| France     | Slovakia     | Baltics          |
| Germany    | Slovenia     | Benelux          |
| Greece     | <b>Spain</b> | Nordics          |
| Hungary    | Sweden       |                  |
| Ireland    | UK           |                  |



# Spain 2017 vs. Spain 2007 EU28 2017

*i* Overall Results

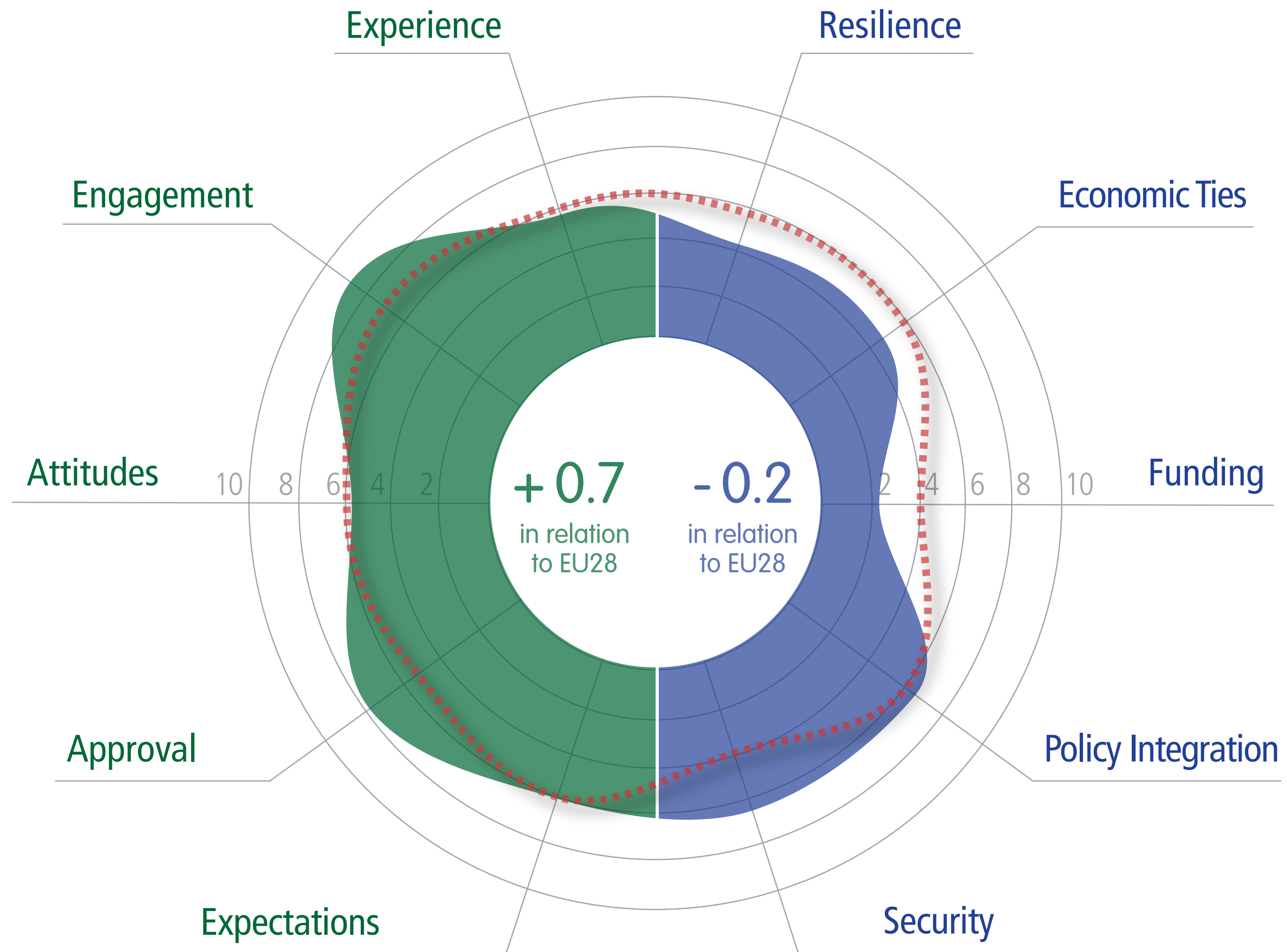
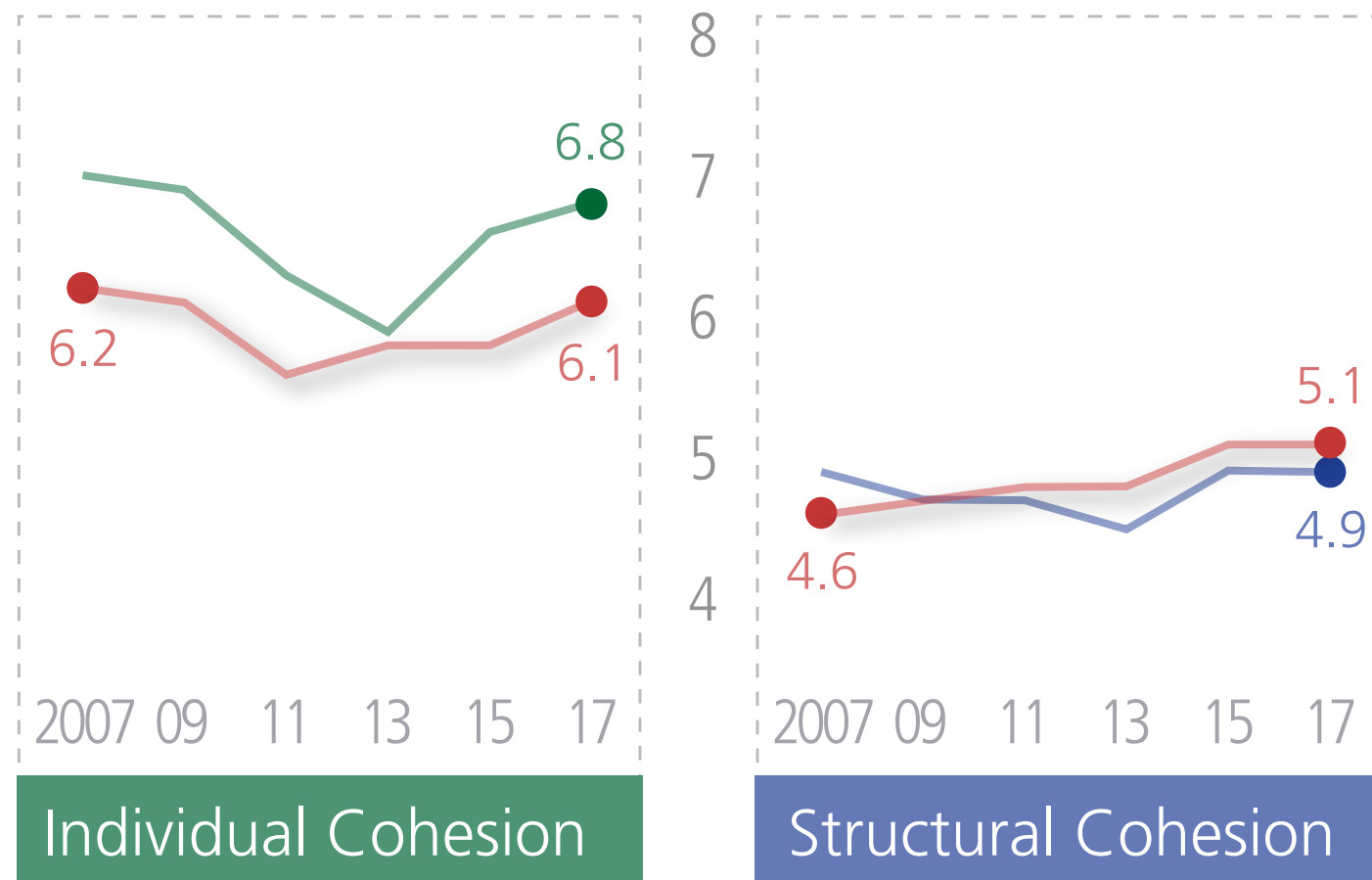


- Austria
- Belgium
- Bulgaria
- Croatia
- Cyprus
- Czech Rep.
- Denmark
- Estonia
- Finland
- France
- Germany
- Greece
- Hungary
- Ireland
- Italy
- Latvia
- Lithuania
- Luxembourg
- Malta
- Netherlands
- Poland
- Portugal
- Romania
- Slovakia
- Slovenia
- Spain**
- Sweden
- UK

- EU28
  - \* Eurogroup
  - New Hanse
  - Affluent Seven
  - \* Southern Seven
  - \* Big Six
  - Founding Six
  - Southeast Four
  - Visegrád Four
  - Baltics
  - Benelux
  - Nordics
- ★ Top 5 gain  
⚡ Bottom 5 loss

# Spain 2017 vs. Spain 2007 EU28 2017

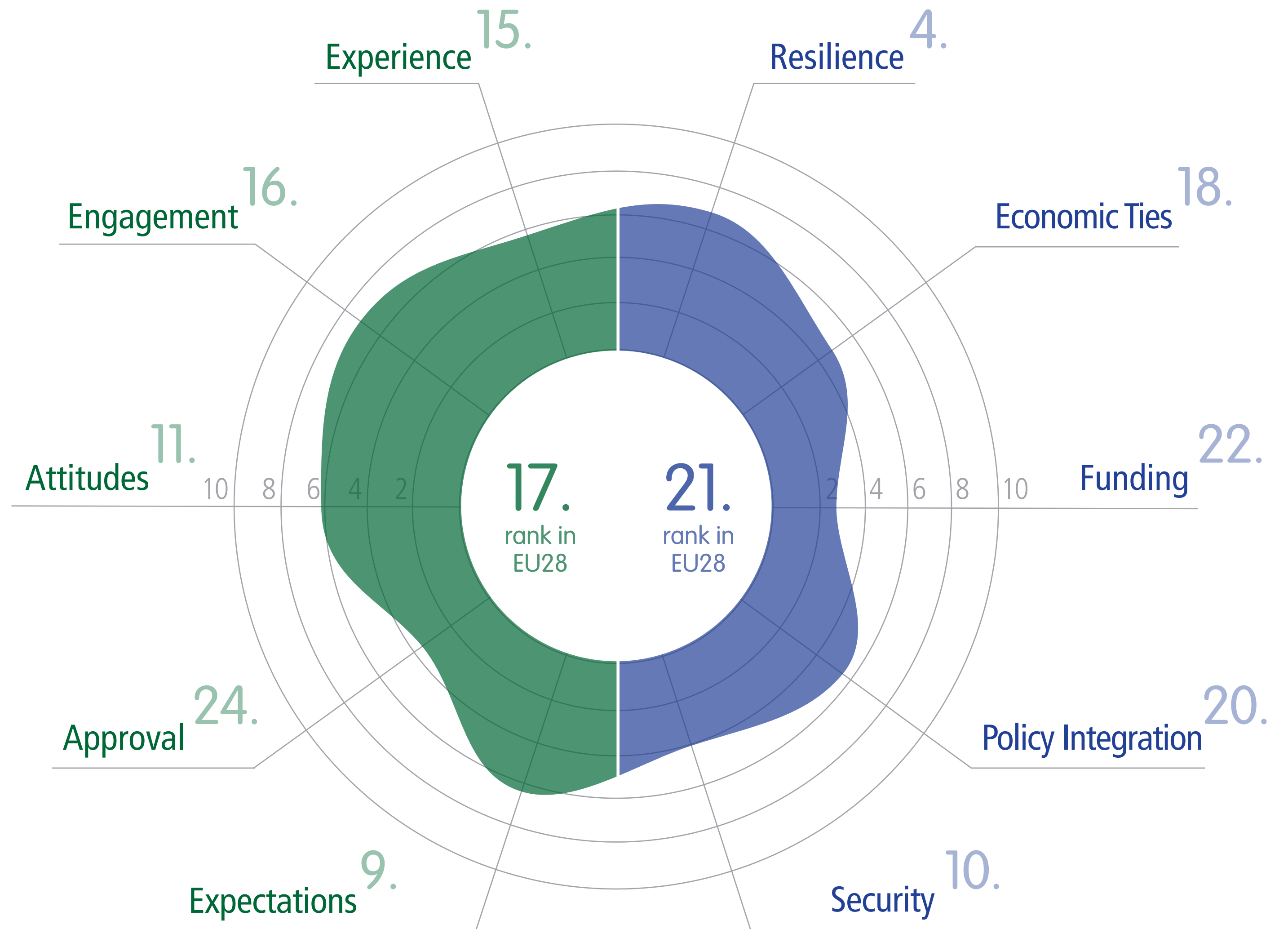
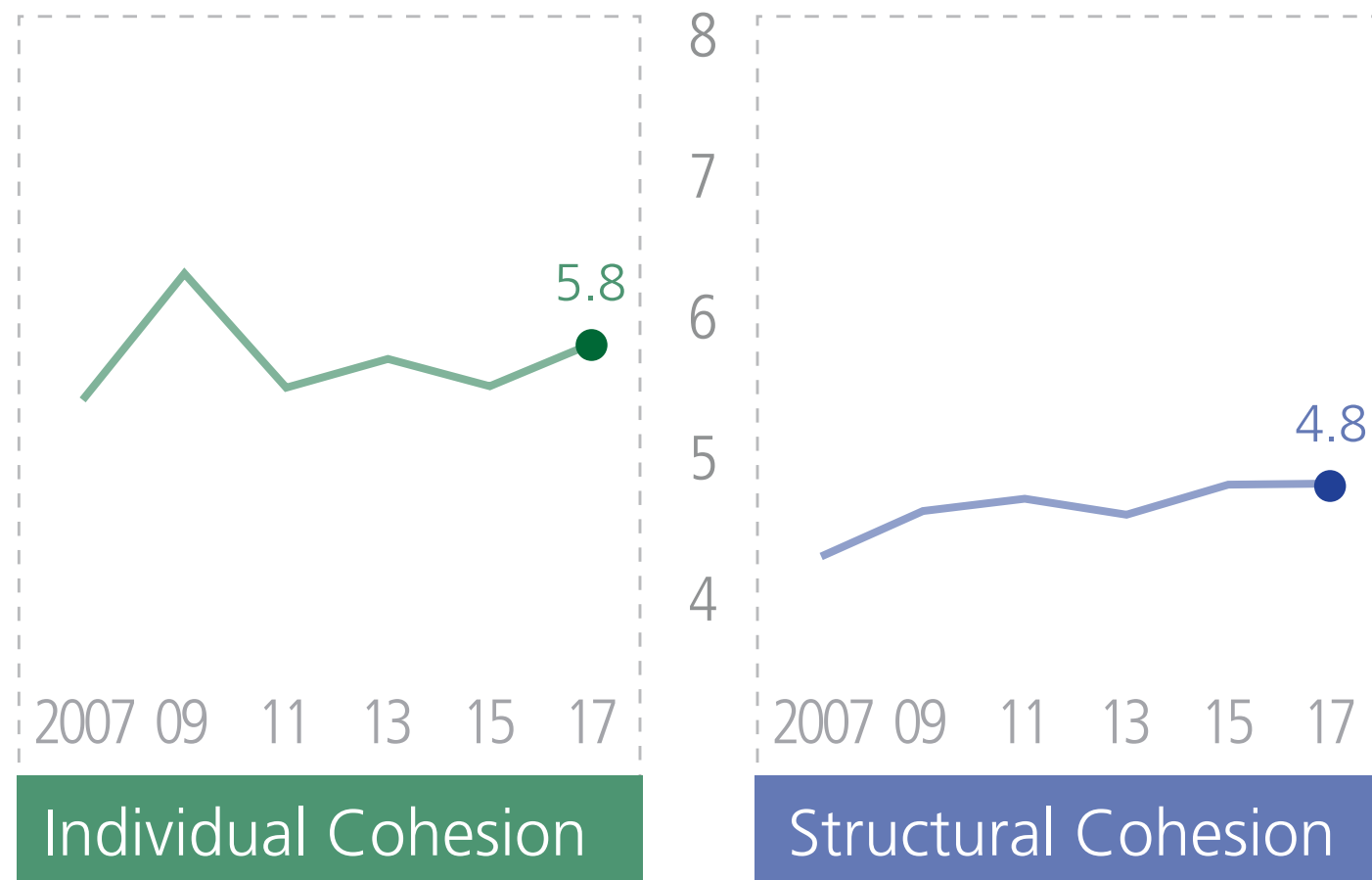
*i* Overall Results



- |            |              |                  |
|------------|--------------|------------------|
| Austria    | Italy        | EU28             |
| Belgium    | Latvia       | * Eurogroup      |
| Bulgaria   | Lithuania    | New Hanse        |
| Croatia    | Luxembourg   | Affluent Seven   |
| Cyprus     | Malta        | * Southern Seven |
| Czech Rep. | Netherlands  | * Big Six        |
| Denmark    | Poland       | Founding Six     |
| Estonia    | Portugal     | Southeast Four   |
| Finland    | Romania      | Visegrád Four    |
| France     | Slovakia     | Baltics          |
| Germany    | Slovenia     | Benelux          |
| Greece     | <b>Spain</b> | Nordics          |
| Hungary    | Sweden       |                  |
| Ireland    | UK           |                  |

# Sweden 2017 vs. Sweden 2007 EU28 2017

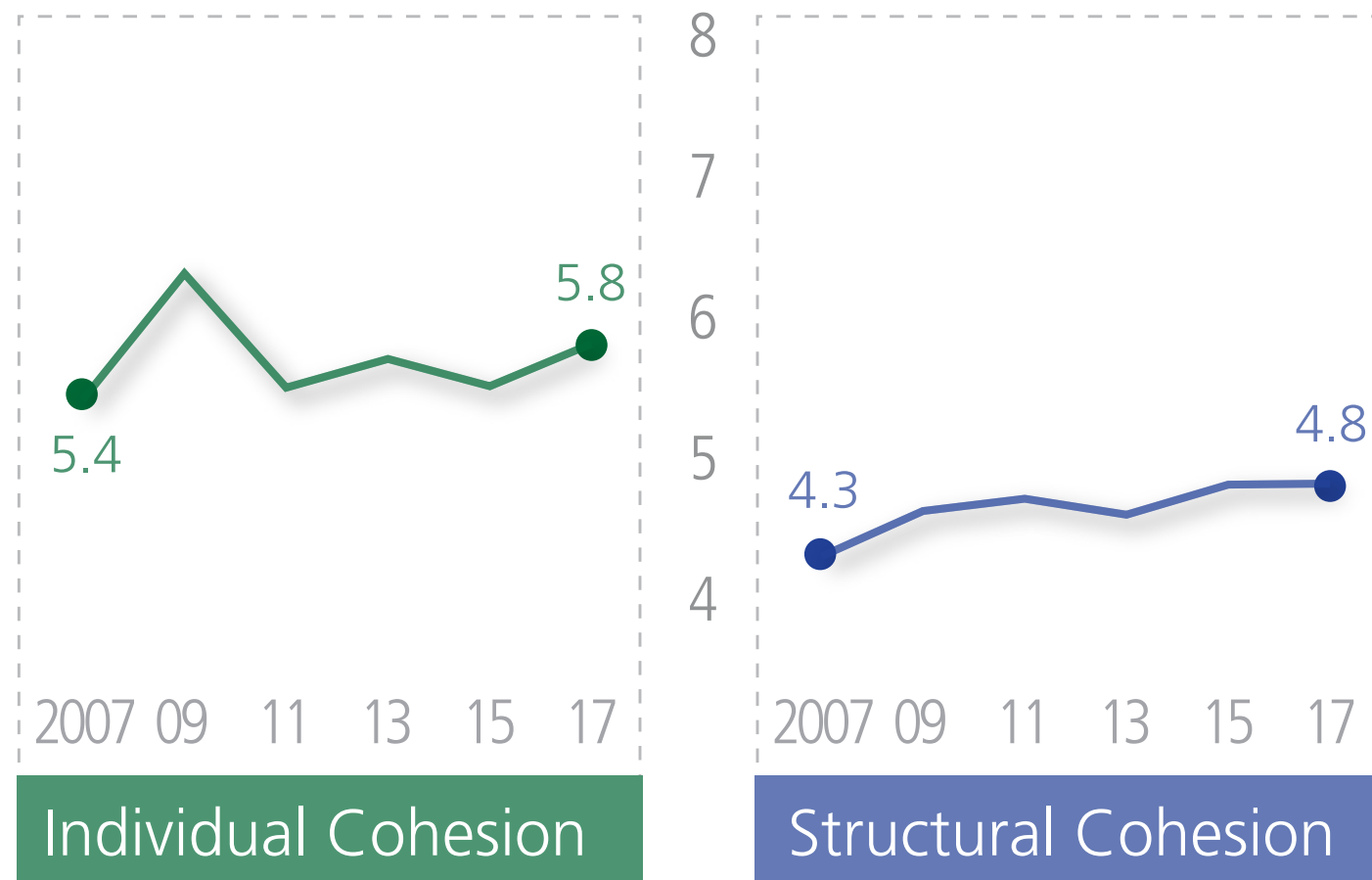
*i* Overall Results



- |            |               |                  |
|------------|---------------|------------------|
| Austria    | Italy         | EU28             |
| Belgium    | Latvia        | Eurogroup        |
| Bulgaria   | Lithuania     | * New Hanse      |
| Croatia    | Luxembourg    | * Affluent Seven |
| Cyprus     | Malta         | Southern Seven   |
| Czech Rep. | Netherlands   | Big Six          |
| Denmark    | Poland        | Founding Six     |
| Estonia    | Portugal      | Southeast Four   |
| Finland    | Romania       | Visegrád Four    |
| France     | Slovakia      | Baltics          |
| Germany    | Slovenia      | Benelux          |
| Greece     | Spain         | * Nordics        |
| Hungary    | <b>Sweden</b> |                  |
| Ireland    | UK            |                  |

# Sweden 2017 vs. Sweden 2007 EU28 2017

*i* Overall Results



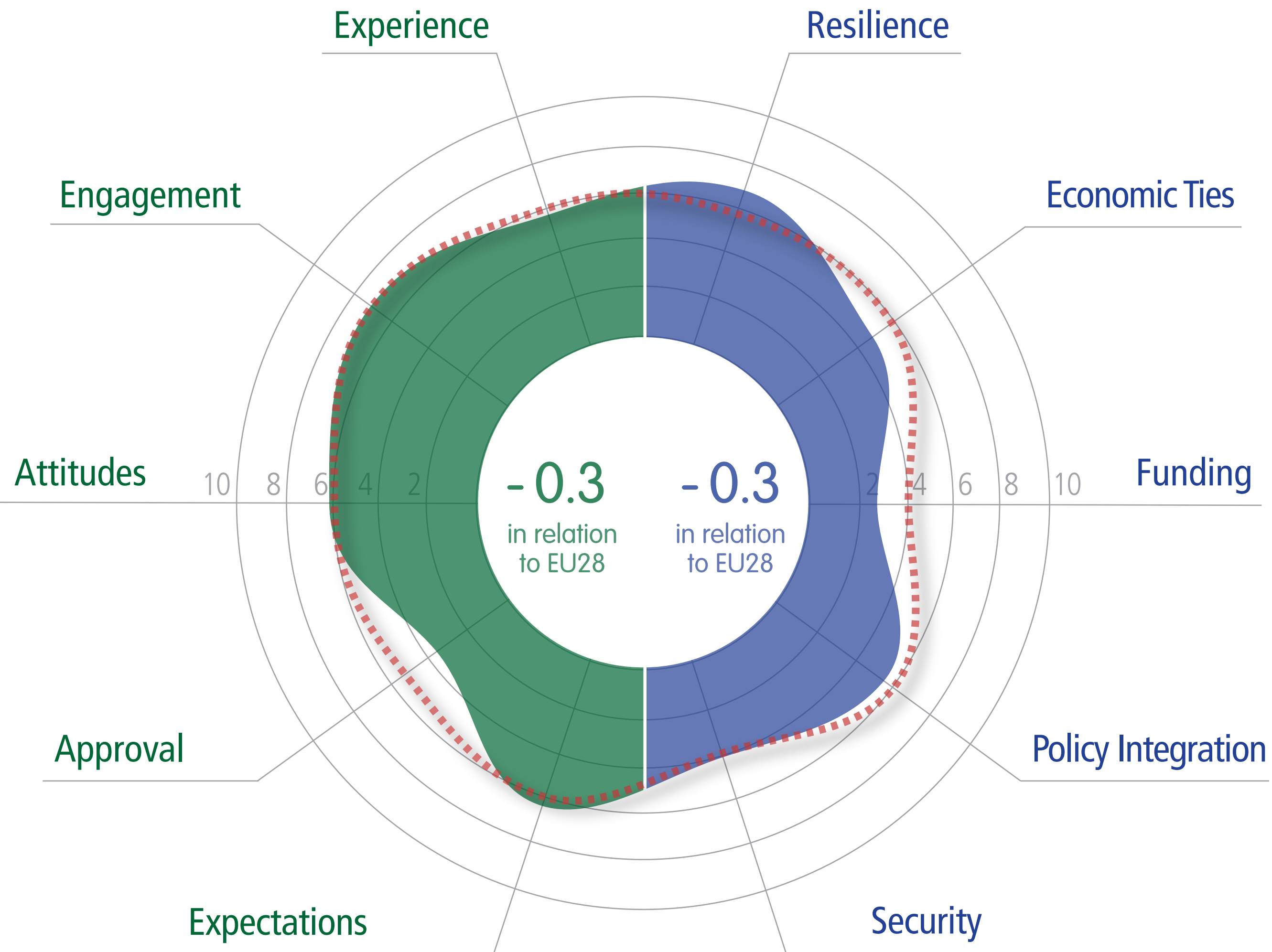
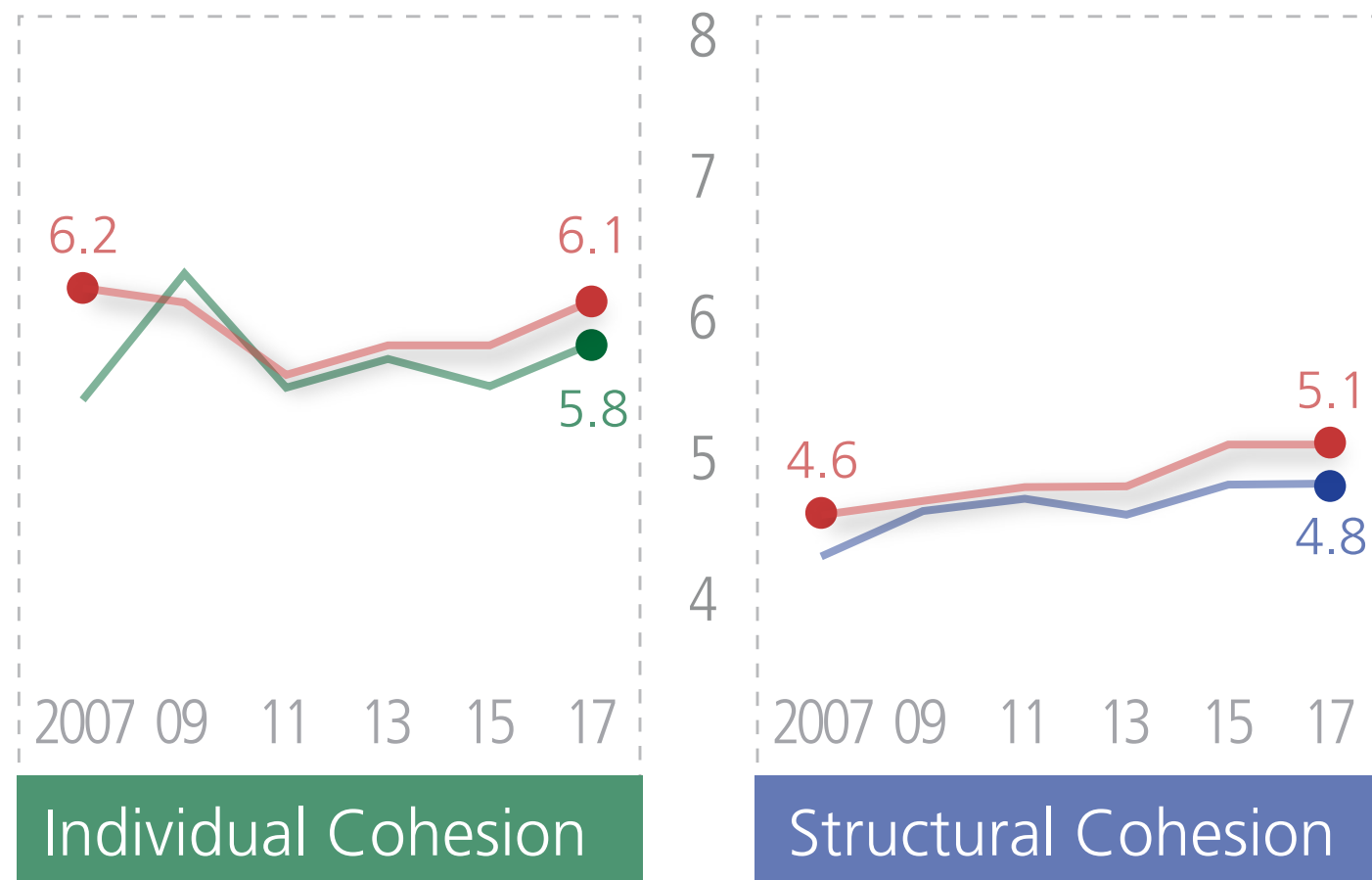
Austria  
Belgium  
Bulgaria  
Croatia  
Cyprus  
Czech Rep.  
Denmark  
Estonia  
Finland  
France  
Germany  
Greece  
Hungary  
Ireland

Italy  
Latvia  
Lithuania  
Luxembourg  
Malta  
Netherlands  
Poland  
Portugal  
Romania  
Slovakia  
Slovenia  
Spain  
**Sweden**  
UK

EU28  
Eurogroup  
\* New Hanse  
\* Affluent Seven  
Southern Seven  
Big Six  
Founding Six  
Southeast Four  
Visegrád Four  
Baltics  
Benelux  
\* Nordics  
★ Top 5 gain  
⚡ Bottom 5 loss

# Sweden 2017 vs. Sweden 2007 EU28 2017

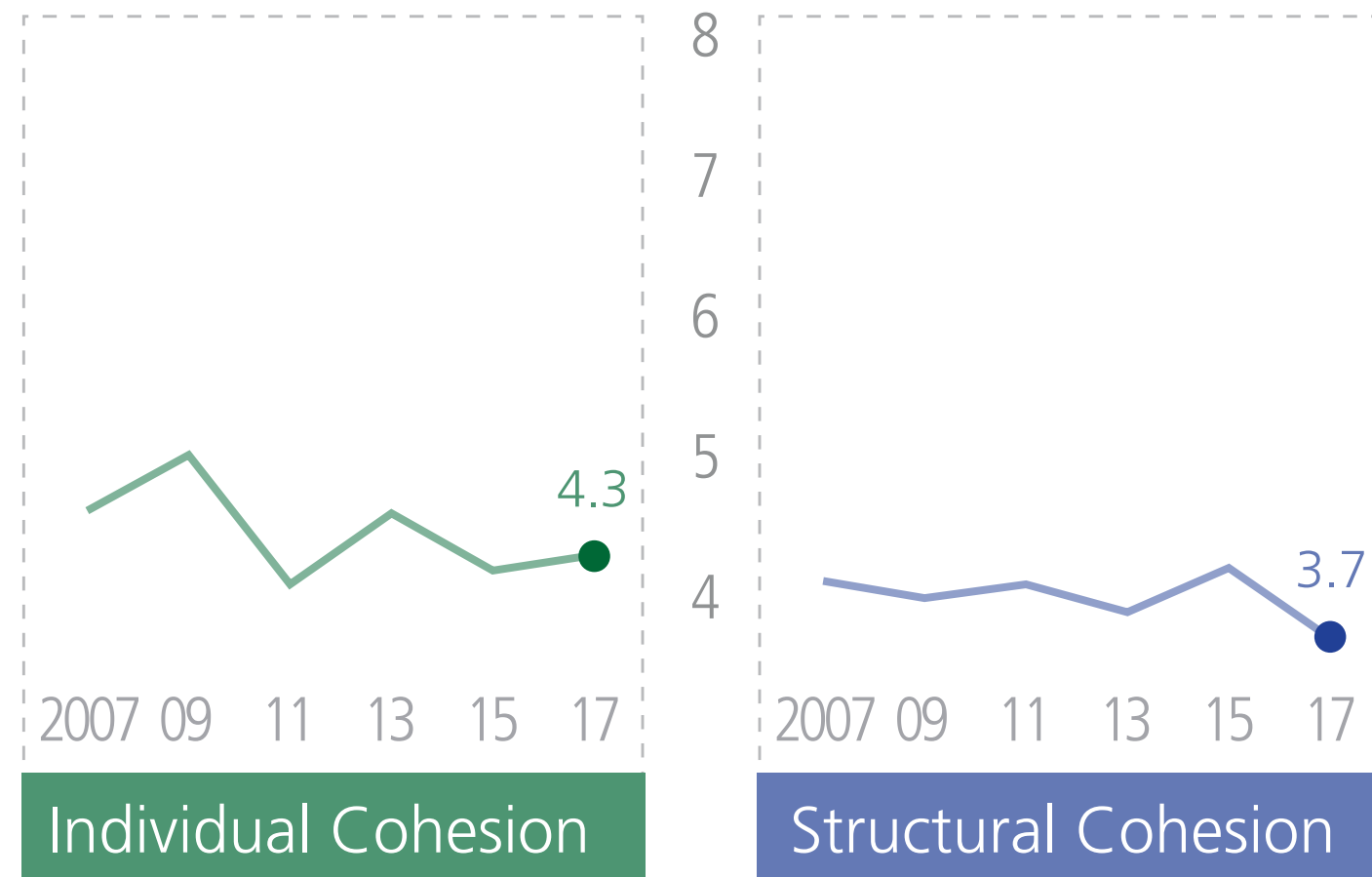
*i* Overall Results



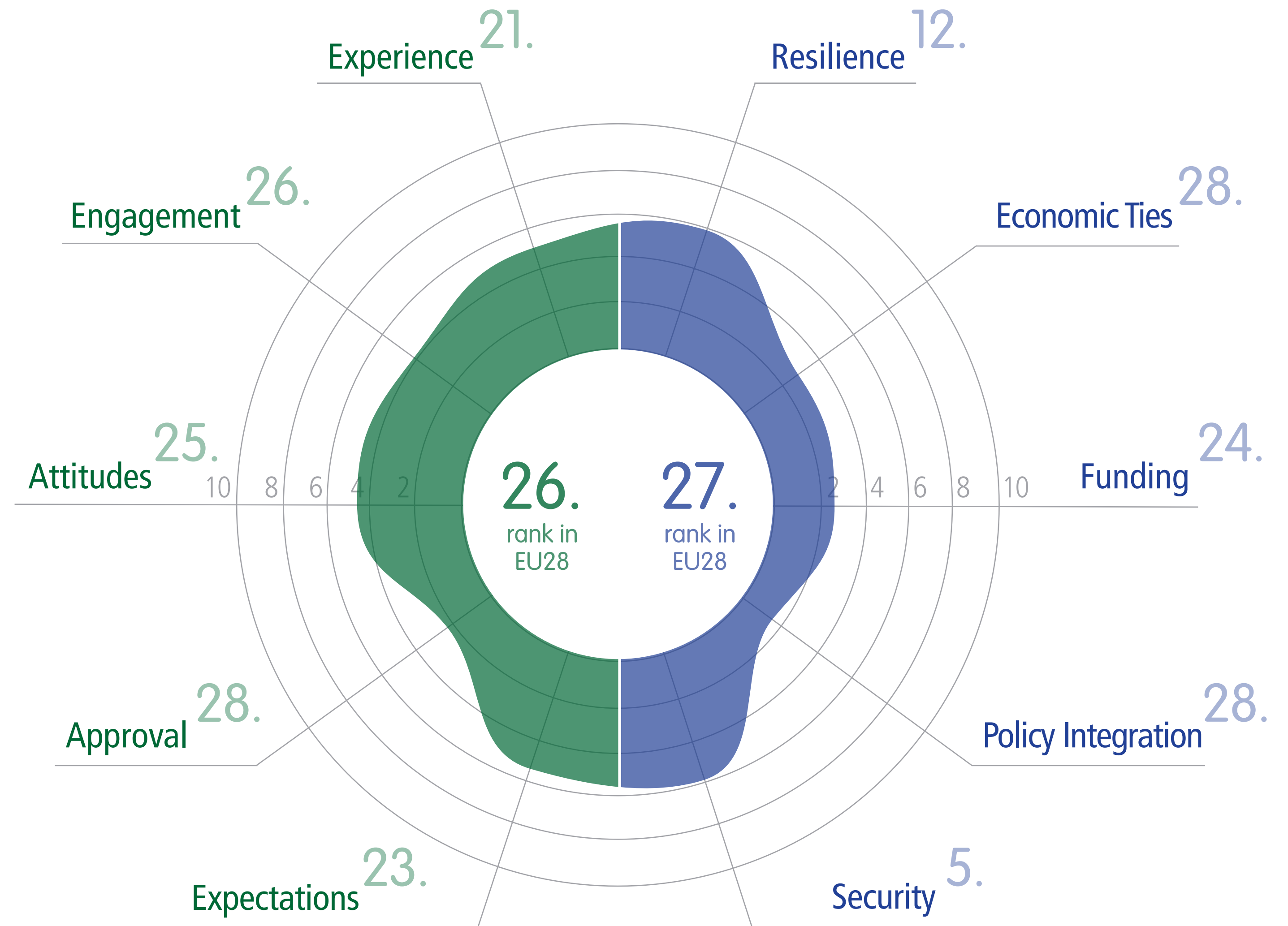
- |            |               |                  |
|------------|---------------|------------------|
| Austria    | Italy         | EU28             |
| Belgium    | Latvia        | Eurogroup        |
| Bulgaria   | Lithuania     | * New Hanse      |
| Croatia    | Luxembourg    | * Affluent Seven |
| Cyprus     | Malta         | Southern Seven   |
| Czech Rep. | Netherlands   | Big Six          |
| Denmark    | Poland        | Founding Six     |
| Estonia    | Portugal      | Southeast Four   |
| Finland    | Romania       | Visegrád Four    |
| France     | Slovakia      | Baltics          |
| Germany    | Slovenia      | Benelux          |
| Greece     | Spain         | * Nordics        |
| Hungary    | <b>Sweden</b> |                  |
| Ireland    | UK            |                  |

# UK 2017 vs. UK 2007 EU28 2017

*i* Overall Results



- |            |             |                |
|------------|-------------|----------------|
| Austria    | Italy       | EU28           |
| Belgium    | Latvia      | Eurogroup      |
| Bulgaria   | Lithuania   | New Hanse      |
| Croatia    | Luxembourg  | Affluent Seven |
| Cyprus     | Malta       | Southern Seven |
| Czech Rep. | Netherlands | * Big Six      |
| Denmark    | Poland      | Founding Six   |
| Estonia    | Portugal    | Southeast Four |
| Finland    | Romania     | Visegrád Four  |
| France     | Slovakia    | Baltics        |
| Germany    | Slovenia    | Benelux        |
| Greece     | Spain       | Nordics        |
| Hungary    | Sweden      |                |
| Ireland    | <b>UK</b>   |                |



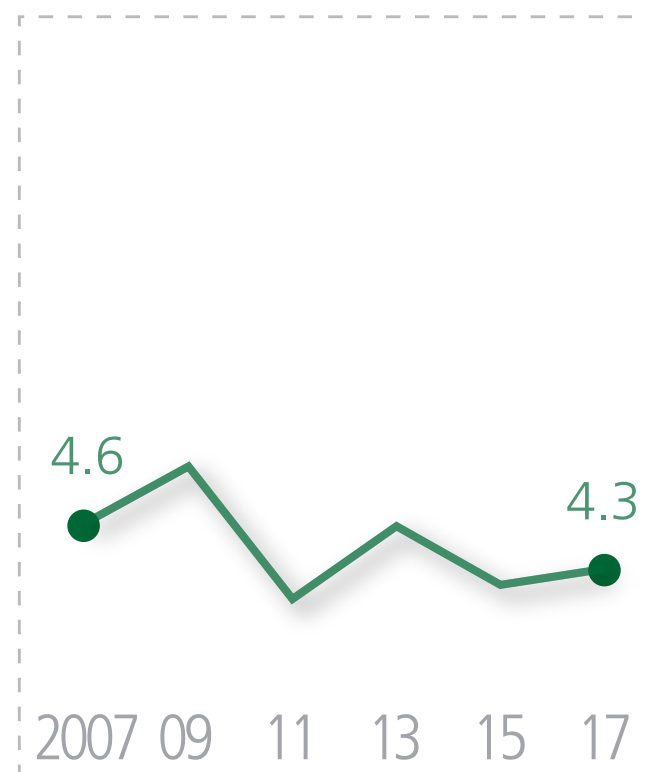
# UK 2017

vs.

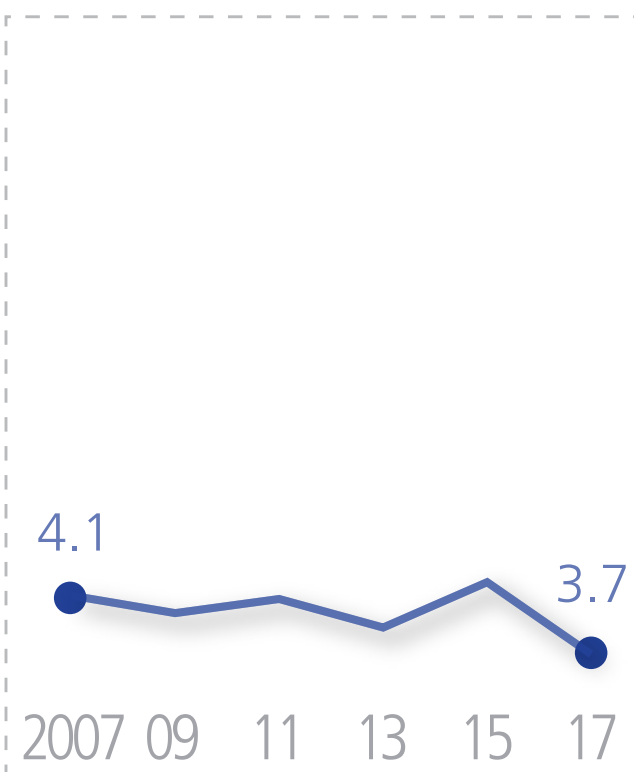
# UK 2007

# EU28 2017

*i* Overall Results



Individual Cohesion



Structural Cohesion

- Austria
- Belgium
- Bulgaria
- Croatia
- Cyprus
- Czech Rep.
- Denmark
- Estonia
- Finland
- France
- Germany
- Greece
- Hungary
- Ireland

- Italy
- Latvia
- Lithuania
- Luxembourg
- Malta
- Netherlands
- Poland
- Portugal
- Romania
- Slovakia
- Slovenia
- Spain
- Sweden
- UK**

- EU28
- Eurogroup
- New Hanse
- Affluent Seven
- Southern Seven
- \* Big Six
- Founding Six
- Southeast Four
- Visegrád Four
- Baltics
- Benelux
- Nordics

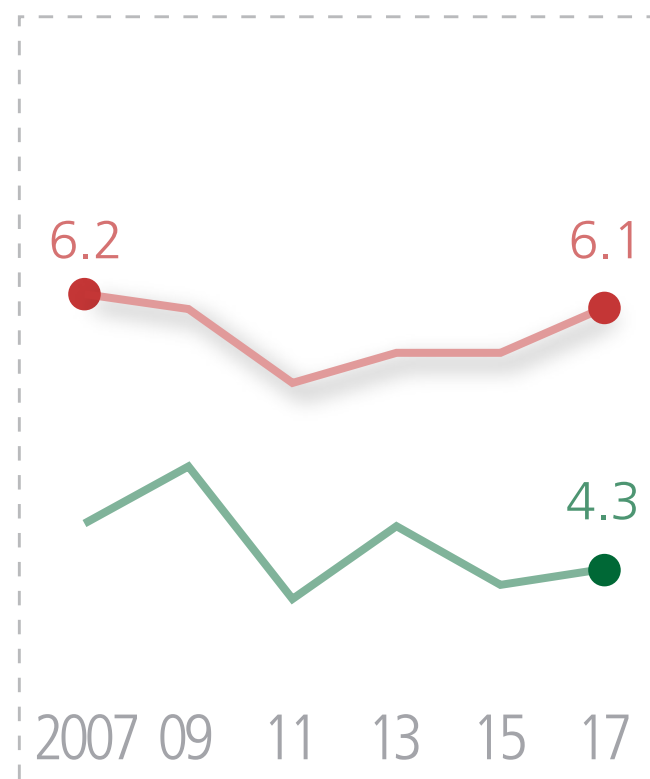
★ Top 5 gain  
⚡ Bottom 5 loss



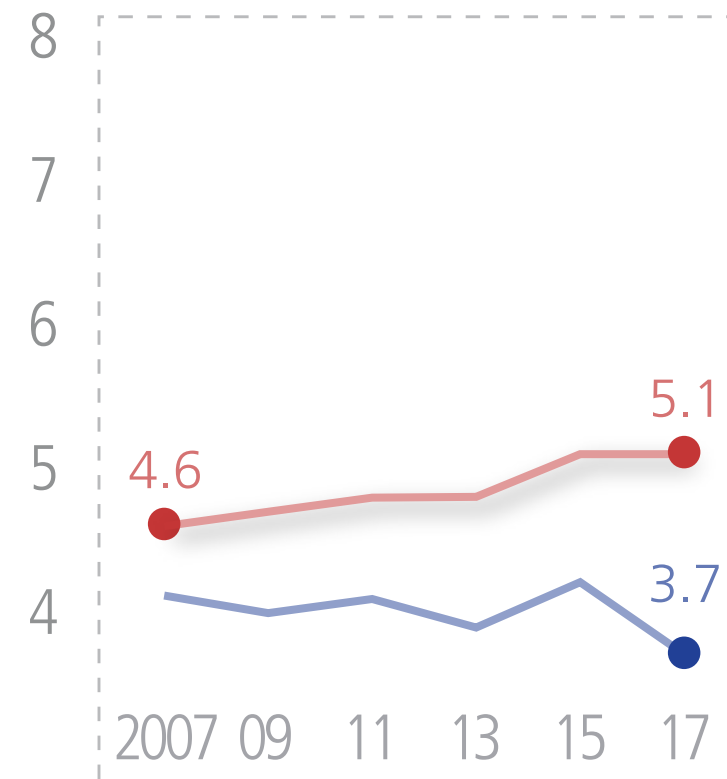
# UK 2017 vs. UK 2007

# EU28 2017

*i* Overall Results



Individual Cohesion



Structural Cohesion

Austria  
Belgium  
Bulgaria  
Croatia  
Cyprus  
Czech Rep.  
Denmark  
Estonia  
Finland  
France  
Germany  
Greece  
Hungary  
Ireland

Italy  
Latvia  
Lithuania  
Luxembourg  
Malta  
Netherlands  
Poland  
Portugal  
Romania  
Slovakia  
Slovenia  
Spain  
Sweden  
**UK**

EU28  
Eurogroup  
New Hanse  
Affluent Seven  
Southern Seven  
\* Big Six  
Founding Six  
Southeast Four  
Visegrád Four  
Baltics  
Benelux  
Nordics

