


# EU Coalition Explorer

*Results of the  
EU28 Survey 2018  
on coalition building  
in the European Union*



**RETHINK: EUROPE** *an initiative of*



STIFTUNG  
**MERCATOR**



ECFR/269

Copyright of this publication is held by the European Council on Foreign Relations. You may not copy, reproduce, republish or circulate in any way the content from this publication except for your own personal and non-commercial use. Any other use requires the prior written permission of the European Council on Foreign Relations.

© ECFR October 2018

ISBN: 978-1-911544-69-2

Published by the European Council on Foreign Relations (ECFR),  
Tennyson House  
159-165 Great Portland Street  
London W1W 5PA

Data visualization and interactive PDF  
by Dieter Dollacker and Dirk Waldik,  
Denkbuilder Berlin

Document Version 1.0



# Introduction Rationale

## Introduction

### Rationale

Methodology

Survey Questions

Chapters

## Respondents' Information

Nationalities

Professional Positions

Policy Expertise

## Country Groups

Overview

Big Six

Founding Six

Affluent Seven

Southern Seven

Visegrád Four

This edition of the EU Coalition Explorer presents the results of the EU28 Survey 2018, conducted by ECFR in the 28 member states of the European Union. It illustrates the expert opinions of 877 professionals who work on European policy in governments, politics, think tanks, academia, and the media.

The EU Coalition Explorer maps the survey responses for each EU member state and shows how each country's role in the EU is viewed by the respondents from all other EU member states. Apart from national perceptions, it also allows browsing the survey data

on the level of all EU member states and five distinct groups of countries, namely the Big Six, the Founding Six, the Affluent Seven, the Southern Seven, and the Visegrád Four.

Its chapters on preferences, influence, priorities and partners provide insight into the potential for future cooperation and coalition building between the EU member states – information that has otherwise not been available to policy makers or the public due to a lack of data and accessible visualization.

To contact the project team please email [berlin.office@ecfr.eu](mailto:berlin.office@ecfr.eu)

## RETHINK: EUROPE

ECFR Team



Josef Janning, Head of Berlin office and Senior Policy Fellow



Almut Möller, Head of Berlin office and Senior Policy Fellow



Christoph Klavehn, Manager Pan-European Data Projects



Wiebke Ewering, Communications Officer

# Introduction Methodology

## Introduction

Rationale

## Methodology

Survey Questions

Chapters

## Respondents' Information

Nationalities

Professional Positions

Policy Expertise

## Country Groups

Overview

Big Six

Founding Six

Affluent Seven

Southern Seven

Visegrád Four

The EU28 Survey is a bi-annual expert poll conducted by ECFR in the 28 EU member states. It is an online form sent to respondents by email.

The EU28 Survey captures the expertise of policy professionals by addressing respondents inside and outside government who work directly on policy or who follow European politics as expert observers in think tanks, academia, and the media.

The 2018 edition of the EU28 Survey ran from 24 April to 12 June 2018 and included 20 standardized questions. Participants were asked to identify their country along with their general professional affiliation and topical area of expertise.

The survey results are structured by question and country or country group.

Country group data represents the aggregated data from those countries that form the respective group, e.g. the Visegrád Four comprising the Czech Republic, Hungary, Poland, and Slovakia.

For those questions that allowed respondents to select more than one EU member state as an answer, the results for each member state are expressed as the percentage of the total number of votes cast by the respondents.

For these questions, results of 20% or higher for one country or policy issue represent a high level of consensus among the respondents, whereas a result of 5% or lower indicates that only few members of a respondent sample made that choice.

As with its previous edition, the EU Coalition Explorer includes the results of a separate public poll, conducted by Dalia Research between 22 June and 2 July 2018. It mirrors the Survey's question on the preferred level of decision-making for a list of 18 European policy projects.

The sample of 10,885 was drawn across all 28 EU Member States, accounting for current population distributions with regard to age (16-65 years), gender and region/country.

The EU28 Survey and the EU Coalition Explorer are part of [ECFR's Rethink: Europe initiative on cohesion and cooperation in the EU](#).

The project has been funded by Stiftung Mercator since 2015.



# Introduction Survey Questions

## Introduction

Rationale

Methodology

Survey Questions

Chapters

## Respondents' Information

Nationalities

Professional Positions

Policy Expertise

## Country Groups

Overview

Big Six

Founding Six

Affluent Seven

Southern Seven

Visegrád Four

## Preferences

The first chapter of the survey covers the preferences in working with other EU member states.

Participants were asked which other EU member states their governments would contact most on European policy matters (Q1), which member states share many of their own country's longer-standing interests (Q2), and which have been most responsive and are easy to work with (Q3).

The chapter also included a question on which other EU member states have disappointed their governments most in the past two years (Q4), and which countries are generally committed to deeper European integration (Q5).

Respondents could select up to five countries for each answer. Question Q5 also allowed respondents to pick their own country.

## Influence

The survey's second chapter covered the perceptions of influence among EU member states over the past two years.

Survey respondents were asked to rank the big six EU member states – France, Germany, Italy, Poland, Spain, UK – according to their influence on EU fiscal policy (Q6), EU border security and migration policy (Q7), and EU foreign, security, and defence policy (Q8).

The same ranking was done for the group of comparatively smaller yet affluent EU member states – Austria, Belgium, Denmark, Finland, Luxembourg, Netherlands, Sweden. The EU Coalition Explorer includes the aggregates for these three questions (Q9).

## Policies & Partners

The questions in this chapter explore the coalition building potential among the EU member states with a view to cooperation on 18 policy projects for which specific integration proposals have been part of European policy debates for several years.

Respondents were first asked about their preferred level of decision making. They could choose between the EU as a whole, treaty-based groups of countries, informal groups, or the national level (Q10). This question was also put to a sample of 10,885 European citizens from across the EU28 (Q11).

Respondents were then asked to select up to five policy projects that would be of the highest priority for their country's government in the next five years, and to choose those EU member states their governments would see as key partners in those fields (Q12).

# Introduction Chapters

## Introduction

Rationale  
Methodology  
Survey Questions  
Chapters

## Respondents' Information

Nationalities  
Professional Positions  
Policy Expertise

## Country Groups

Overview  
Big Six  
Founding Six  
Affluent Seven  
Southern Seven  
Visegrád Four

## Preferences

Preferences on working with other EU member states

---

Q1 Most Contacted

---

Q2 Shared Interests

---

Q3 Most Responsive

---

Q4 Most Disappointing

---

Q5 Commitment to Deeper Integration

---

## Influence

Ranking of policy influence in the EU

---

Q6 Big Six Fiscal Policy

---

Q7 Big Six Border Security and Migration Policy

---

Q8 Big Six Foreign, Security and Defense Policy

---

Q9 Affluent Seven EU Policy

---

## Policies & Partners

Expert and public views on the future of EU coalitions

---

Q10 Preferred Actor Level

---

Q11 Preferred Actor Level (Public View)

---

Q12 Priorities and Favoured Partners

---

# Respondents' Information Nationalities

## Introduction

- Rationale
- Methodology
- Survey Questions
- Chapters

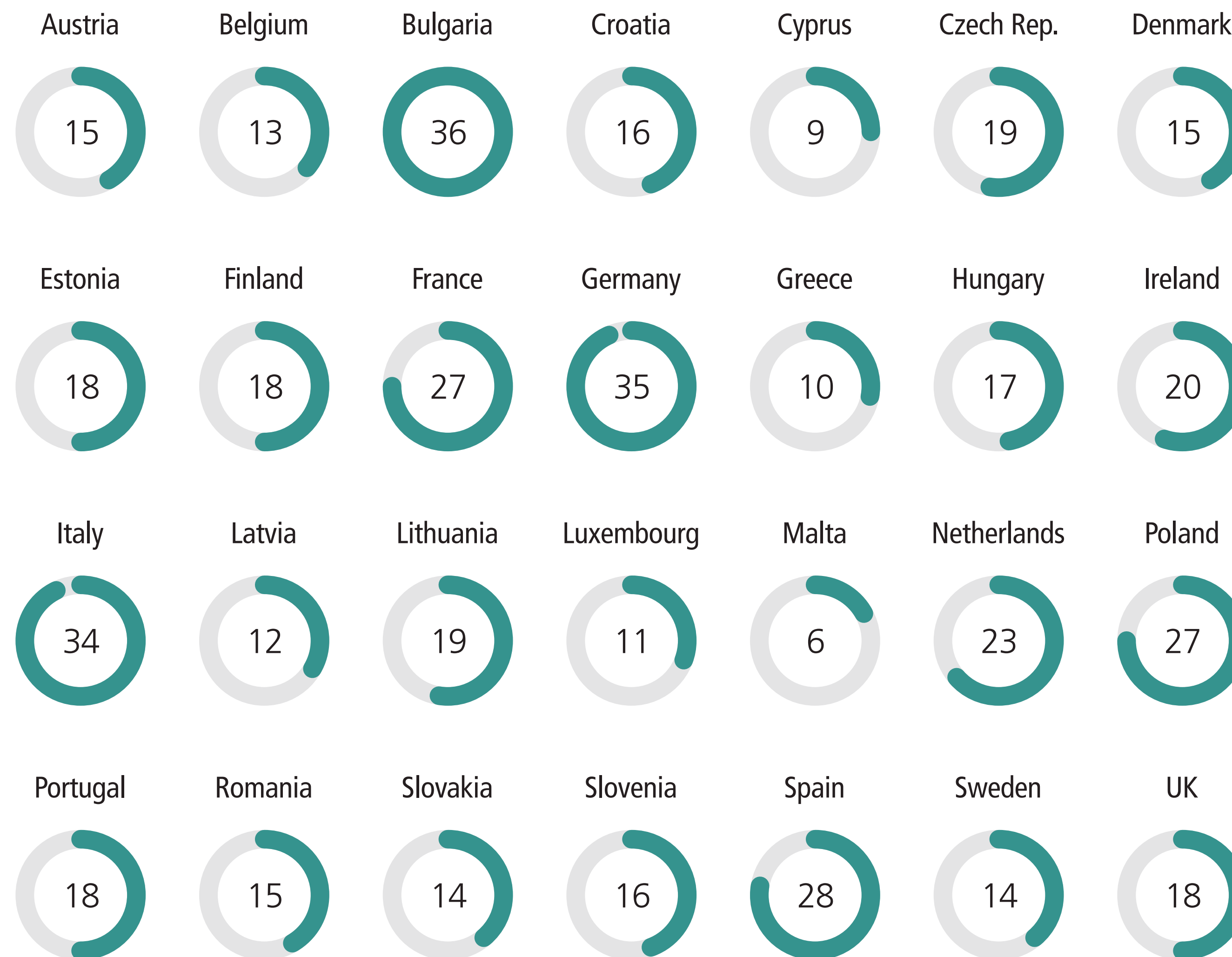
## Respondents' Information

### Nationalities

- Professional Positions
- Policy Expertise

## Country Groups

- Overview
- Big Six
- Founding Six
- Affluent Seven
- Southern Seven
- Visegrád Four



## Respondents' Nationalities

A total of 523 respondents completed all questions of the Survey. In total, 877 experts participated and completed at least parts of the questionnaire.

National sample sizes vary across the 28 EU member states as indicated on the left. The number in the circle shows the total number of respondents per country who answered all questions of the Survey.

All results pages of the Explorer take into account the full number of respondents who completed the respective question. For example, because not all participants completed the Survey, the first question in the chapter on preferences was answered by 877 respondents. The survey's final question was answered by 523 respondents.

# Respondents' Information Professional Positions

## Introduction

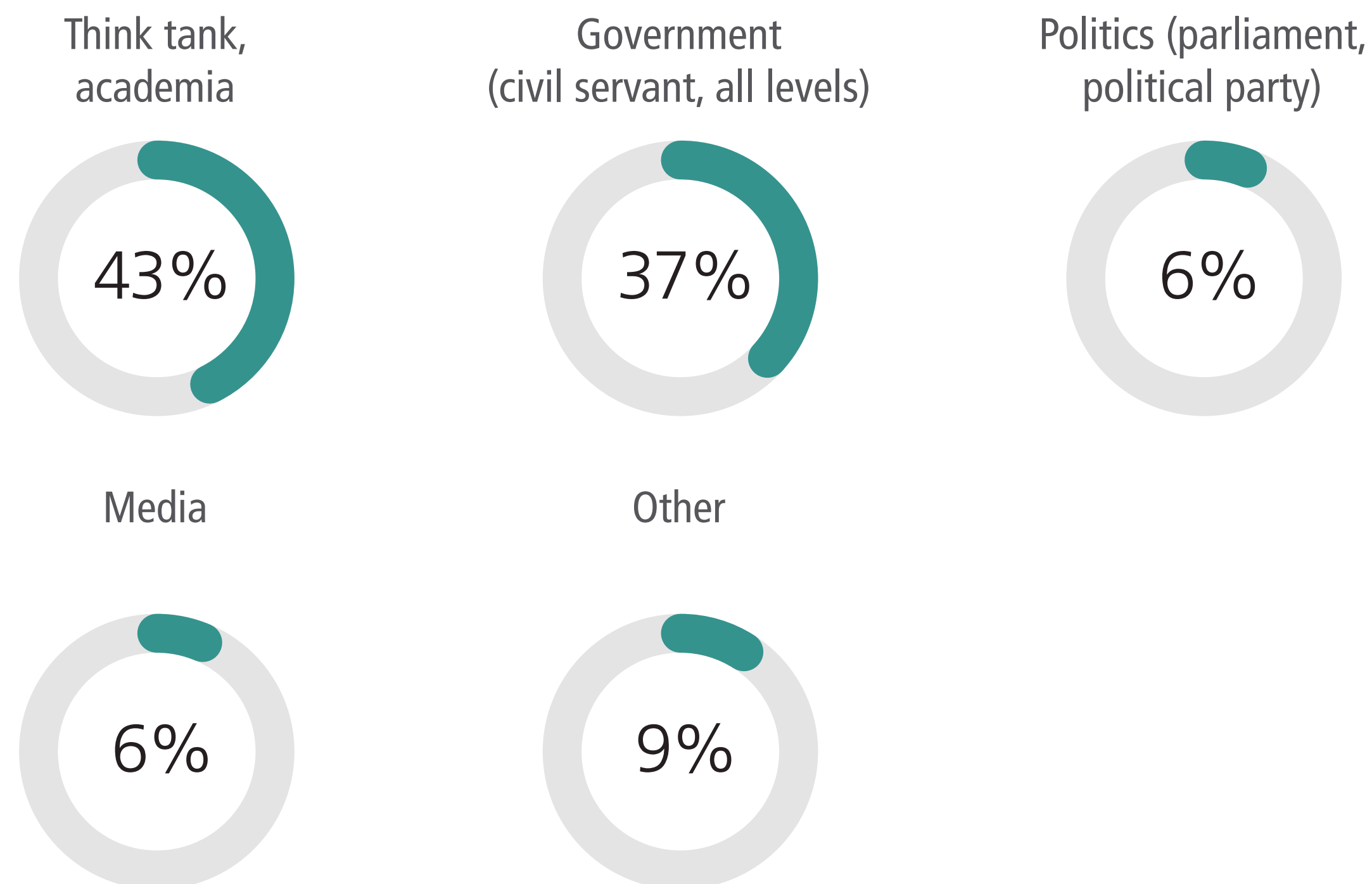
Rationale  
Methodology  
Survey Questions  
Chapters

## Respondents' Information

Nationalities  
**Professional Positions**  
Policy Expertise

## Country Groups

Overview  
Big Six  
Founding Six  
Affluent Seven  
Southern Seven  
Visegrád Four



## Respondents' Professional Positions

The left shows the professional affiliations of the 523 respondents who completed the Survey.

While each national sample varies across the Survey, pluralities of respondents are politically active, either in government, parliament or political parties, or affiliate with working in think tanks or academia.

Together, the categories of government, politics, think tank and academia make up more than four fifths of the overall sample.



# Respondents' Information Policy Expertise

## Introduction

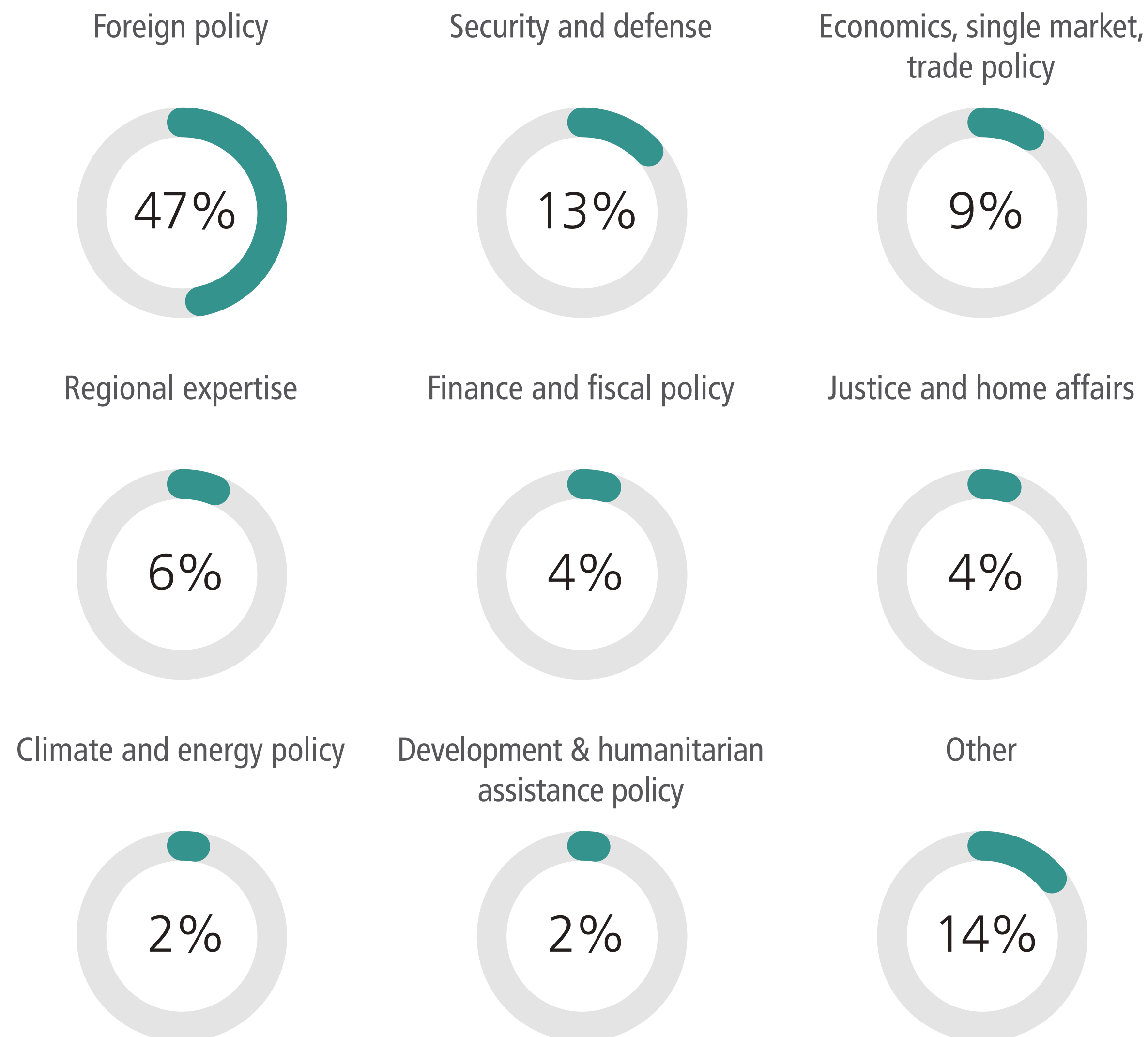
Rationale  
Methodology  
Survey Questions  
Chapters

## Respondents' Information

Nationalities  
Professional Positions  
**Policy Expertise**

## Country Groups

Overview  
Big Six  
Founding Six  
Affluent Seven  
Southern Seven  
Visegrád Four



## Respondents' Policy Expertise

Survey respondents also differ in their policy expertise. While participants may work in several particular policy fields, we asked them to name the one area with which they felt most familiar.

Again, national samples vary in composition. Overall, six out of ten respondents who completed the survey said they worked in either foreign policy (47%) or security and defence (13%).

Respondents working on either finance policy or economic policy, including trade and single market issues, make up 13% of the overall sample.

The remaining respondents fall into one of the other five categories.



# Country Groups Overview

## Introduction

Rationale  
Methodology  
Survey Questions  
Chapters

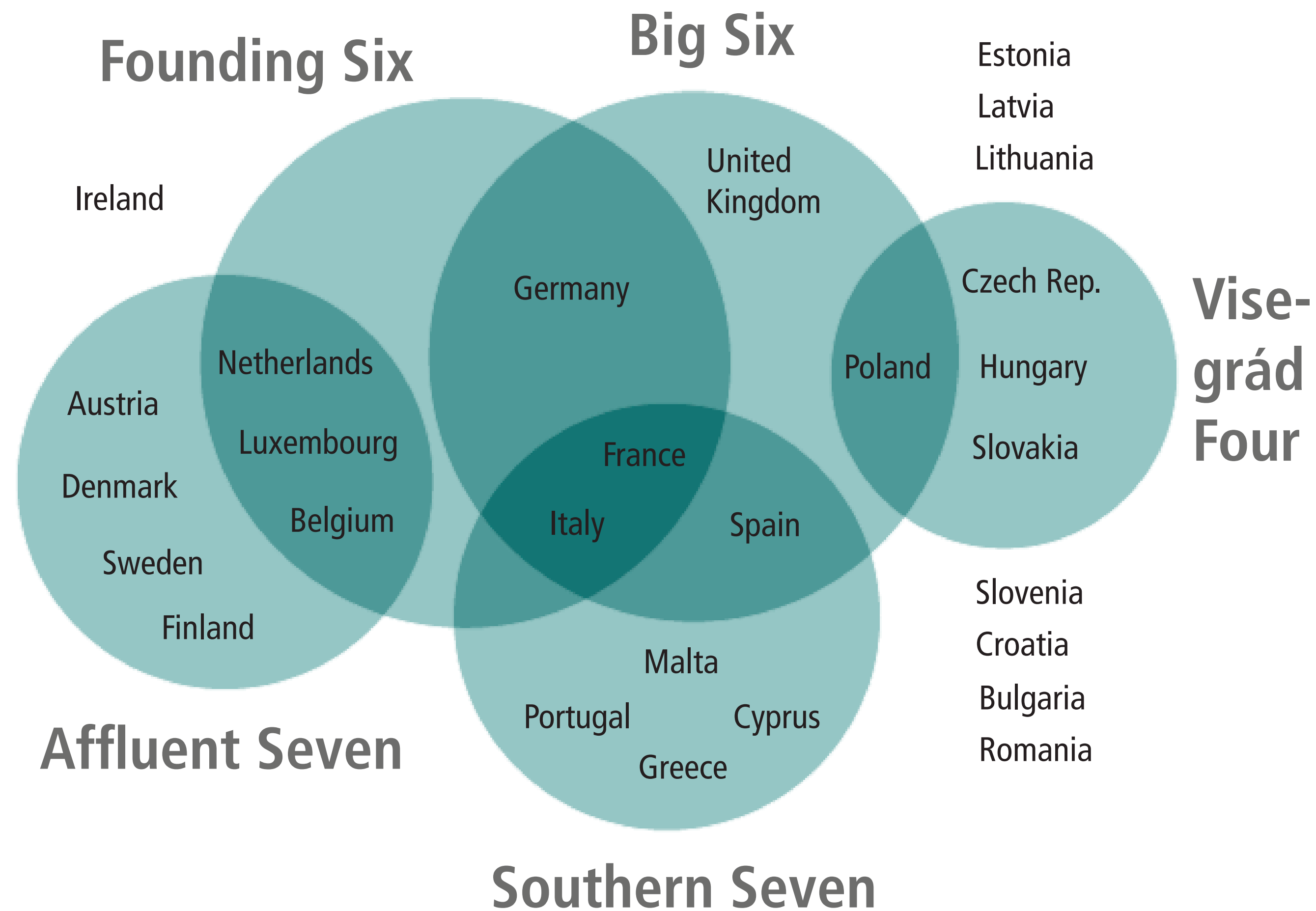
## Respondents' Information

Nationalities  
Professional Positions  
Policy Expertise

## Country Groups

### Overview

Big Six  
Founding Six  
Affluent Seven  
Southern Seven  
Visegrád Four



## Five Country Groups

Survey results are not only presented for individual EU member states, but also for five country groups. The illustration shows each group's composition, the overlap between them, and the countries that do not fall into any of the five groups.

The impact of country groups on the politics of the EU and European integration at large has been changing over time and has often depended on the policy issue at stake. Some groups are more formalized or institutionalized than others.

Group data is generated by combining the respective national samples of the countries belonging to that group. The Explorer includes this data to provide an additional layer of information on the potential for coalition building among the EU28.

# Country Groups Big Six

## Introduction

- Rationale
- Methodology
- Survey Questions
- Chapters

## Respondents' Information

- Nationalities
- Professional Positions
- Policy Expertise

## Country Groups

- Overview
- Big Six**
- Founding Six
- Affluent Seven
- Southern Seven
- Visegrád Four

Sources: Eurostat 2017 (population tps00001, GDP tec00001, Employment lfsi\_emp\_a, Unemployment lfsa\_ugan), Eurostat 2017 (Disposable income sdg\_10\_20), SIPRI 2017 (Military expenditure 2017)

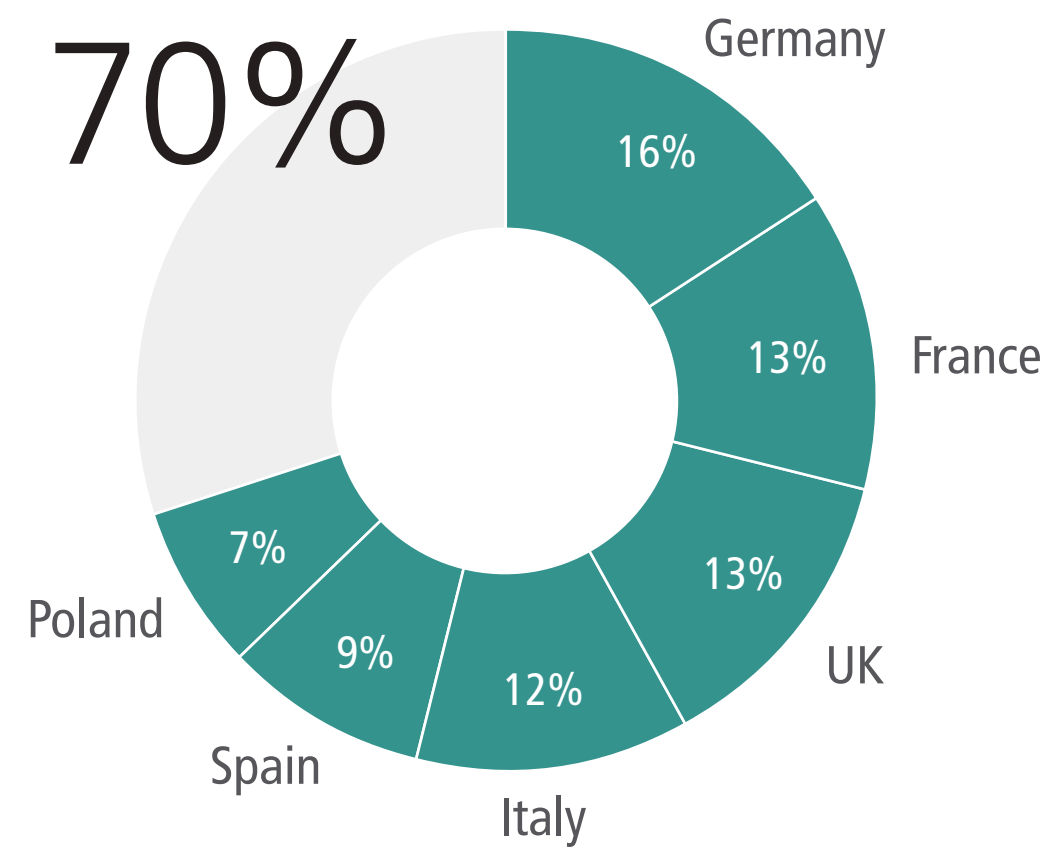
## The EU Powerhouse

The term Big Six refers to France, Germany, Italy, Spain, Poland, and the UK. These countries are considered major European powers.

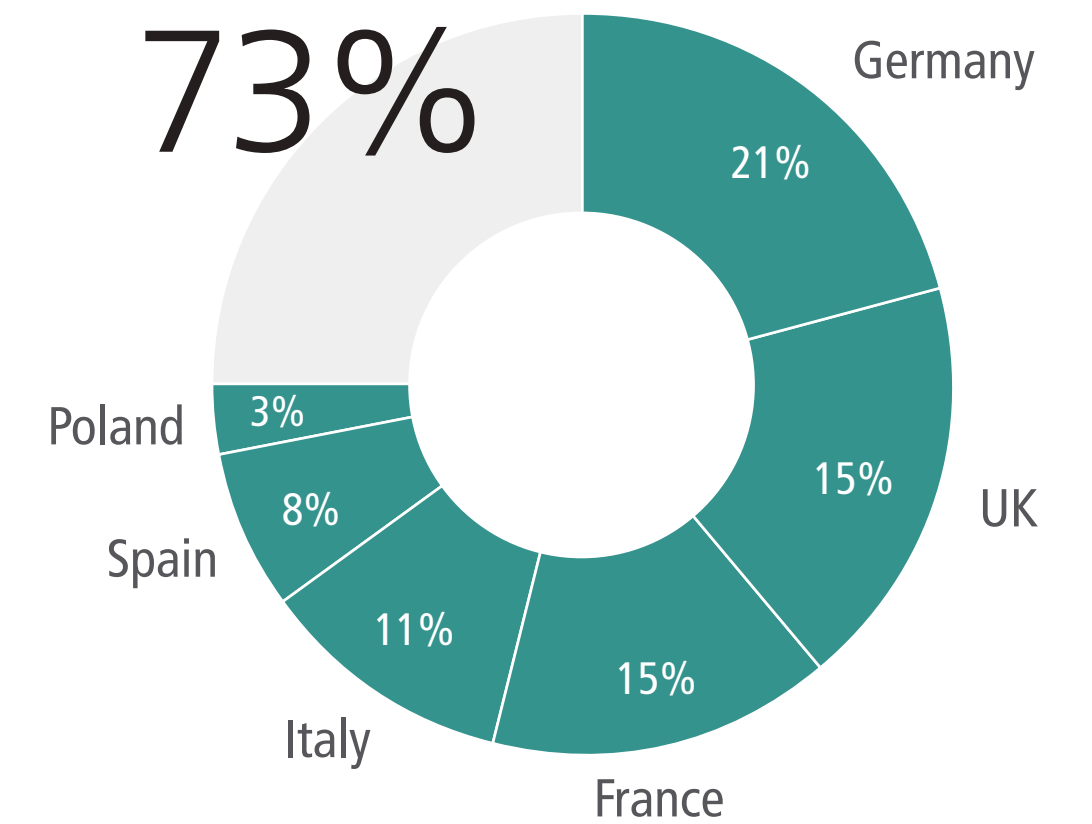
After Brexit, the group will eventually turn into the Big Five. Even without the UK, it will continue to be the EU powerhouse.



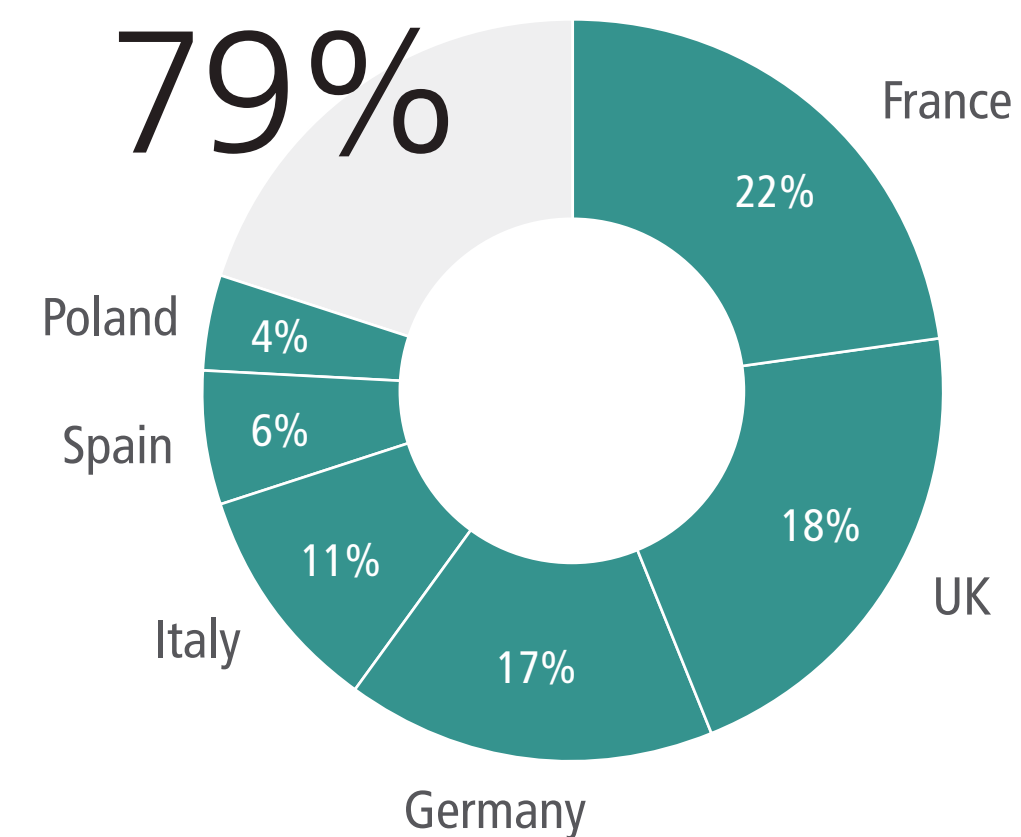
## Share of Population



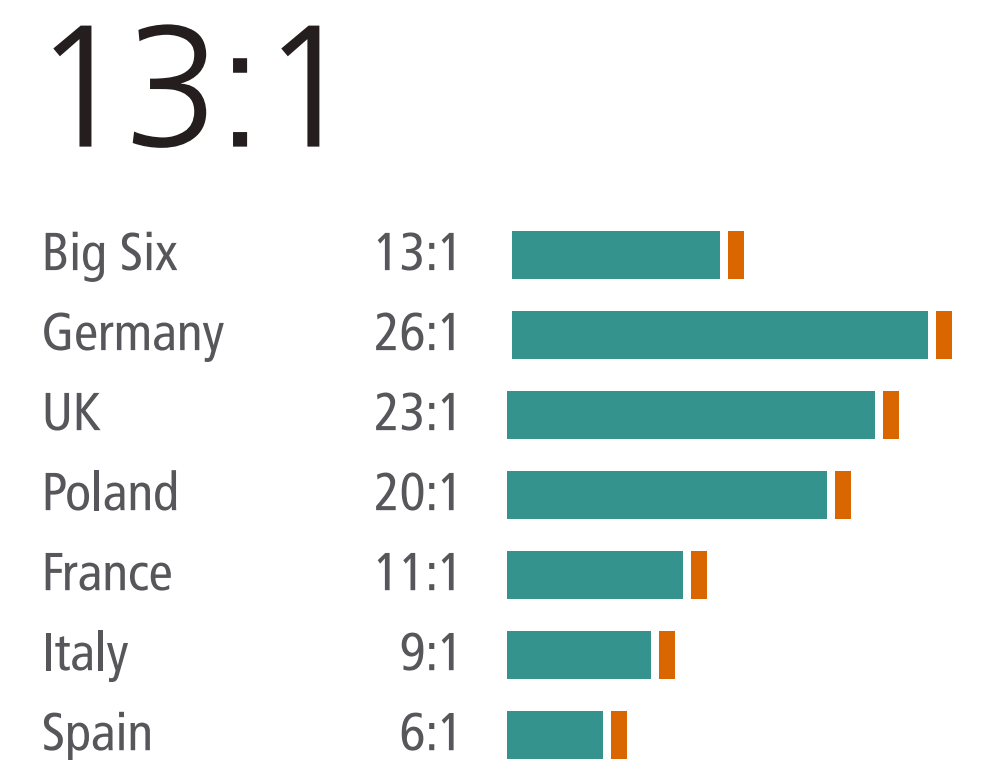
## Share of GDP



## Share of Military Spending



## Employed to Unemployed



# Country Groups Founding Six

## Introduction

- Rationale
- Methodology
- Survey Questions
- Chapters

## Respondents' Information

- Nationalities
- Professional Positions
- Policy Expertise

## Country Groups

- Overview
- Big Six
- Founding Six**
- Affluent Seven
- Southern Seven
- Visegrád Four

Sources: Eurostat 2017 (population tps00001, GDP tec00001, Employment lfsi\_emp\_a, Unemployment lfsa\_ugan), Eurostat 2017 (Disposable income sdg\_10\_20), SIPRI 2017 (Military expenditure 2017)

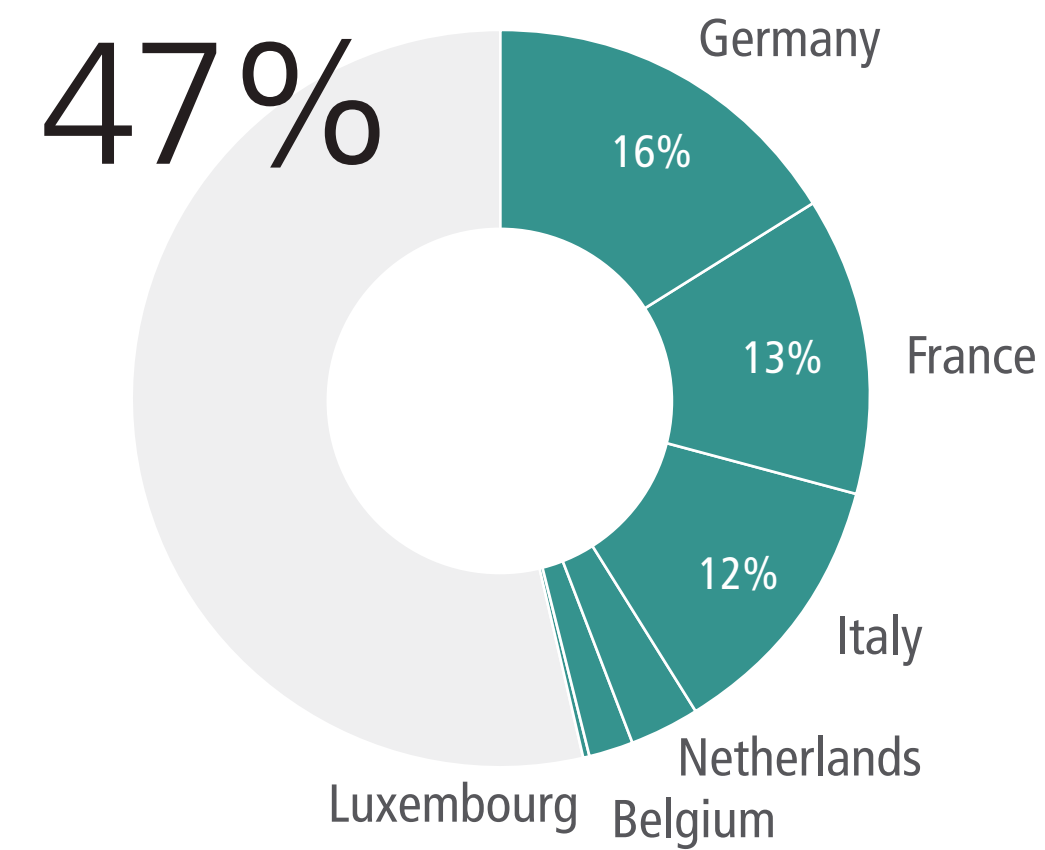
## The EU Pioneers

The term Founding Six refers to Belgium, France, Germany, Italy, Luxembourg, and the Netherlands. As signatories to the 1957 Rome Treaty they created what has become the European Union.

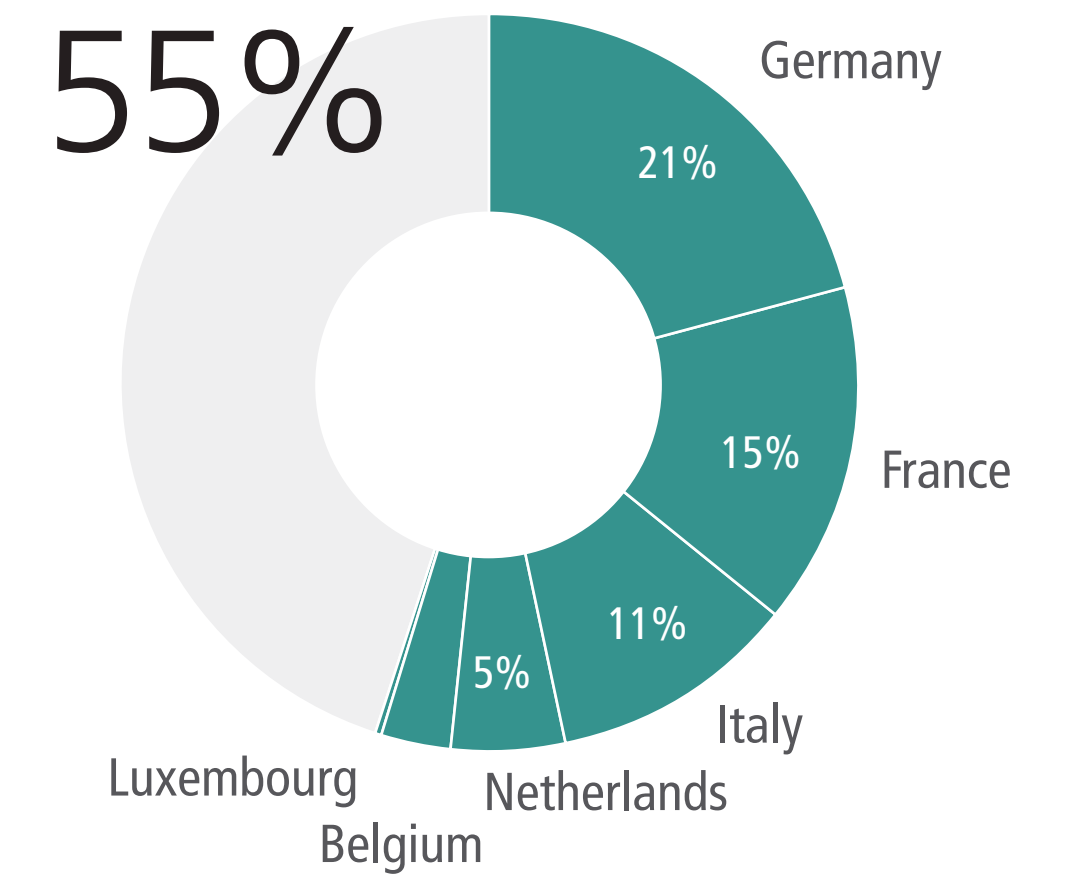
With the Franco-German tandem at its centre, the Founding Six is the oldest group within the EU. The group continues to have significant leverage and makes up about half the EU's population, GDP, and defense spending.



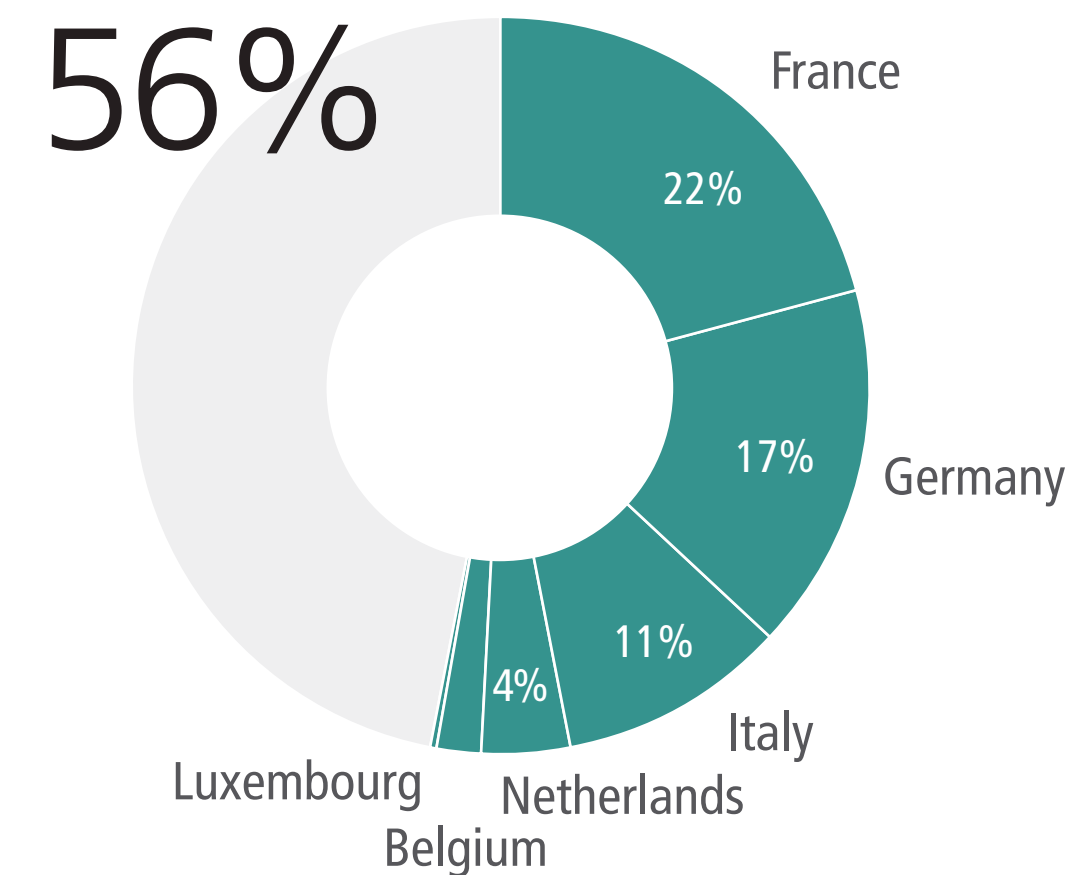
## Share of Population



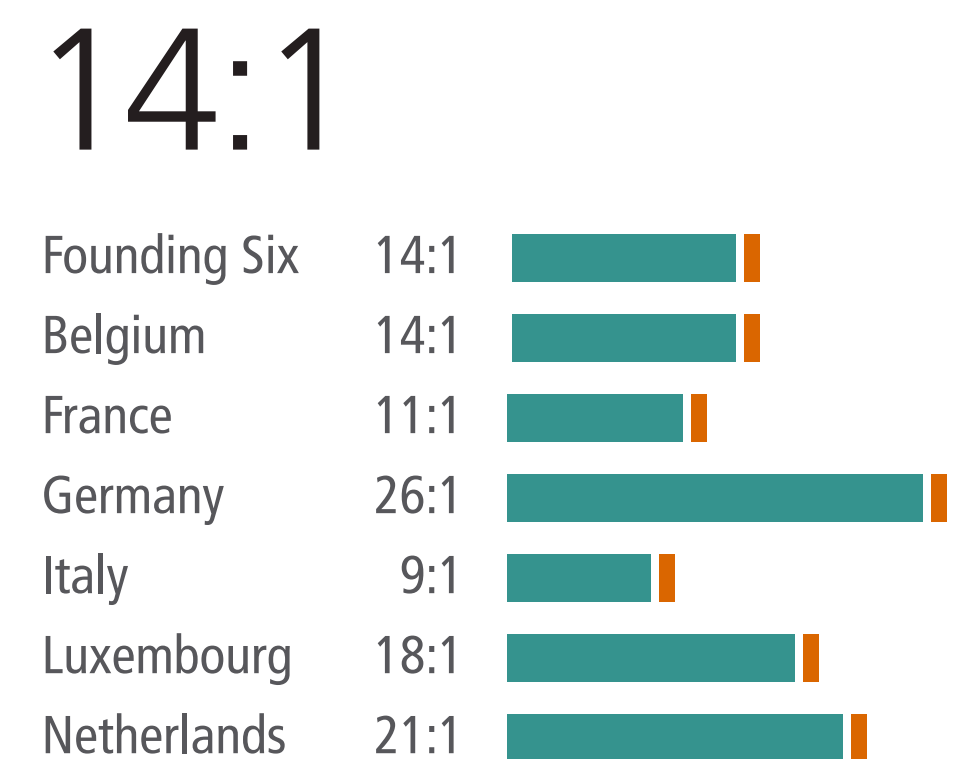
## Share of GDP Total



## Share of Military Spending



## Employed to Unemployed





# Country Groups Affluent Seven

## Introduction

- Rationale
- Methodology
- Survey Questions
- Chapters

## Respondents' Information

- Nationalities
- Professional Positions
- Policy Expertise

## Country Groups

- Overview
- Big Six
- Founding Six
- Affluent Seven**
- Southern Seven
- Visegrád Four

Sources: Eurostat 2017 (population tps00001, GDP tec00001, Employment lfsi\_emp\_a, Unemployment lfsa\_ugan), Eurostat 2017 (Disposable income sdg\_10\_20), SIPRI 2017 (Military expenditure 2017)

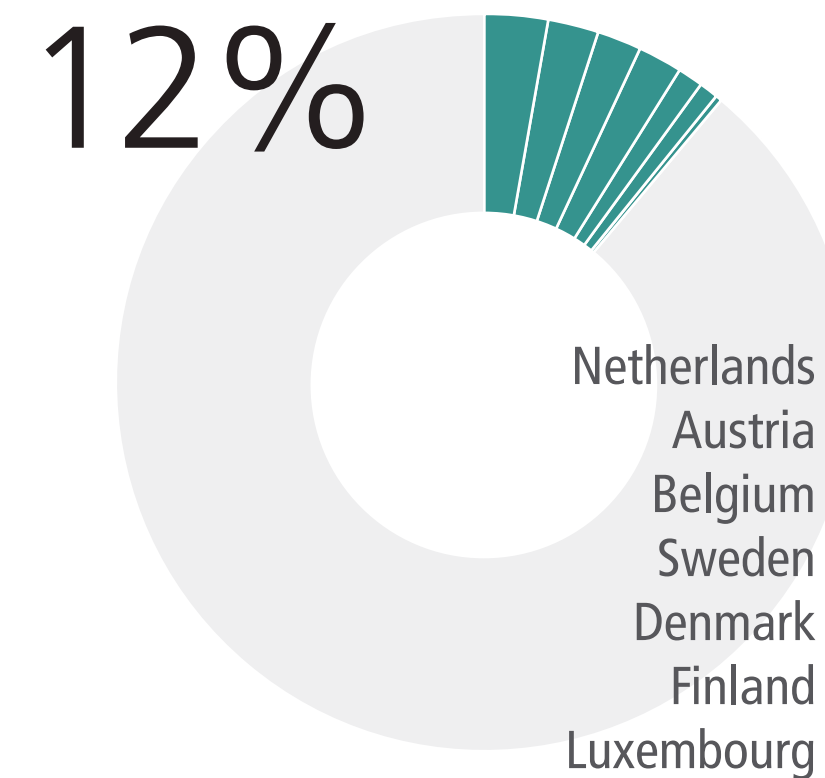
## Strength in Numbers

The term Affluent Seven refers to the group of seven countries consisting of Austria, Denmark, Finland, Sweden, Belgium, Luxembourg, and The Netherlands.

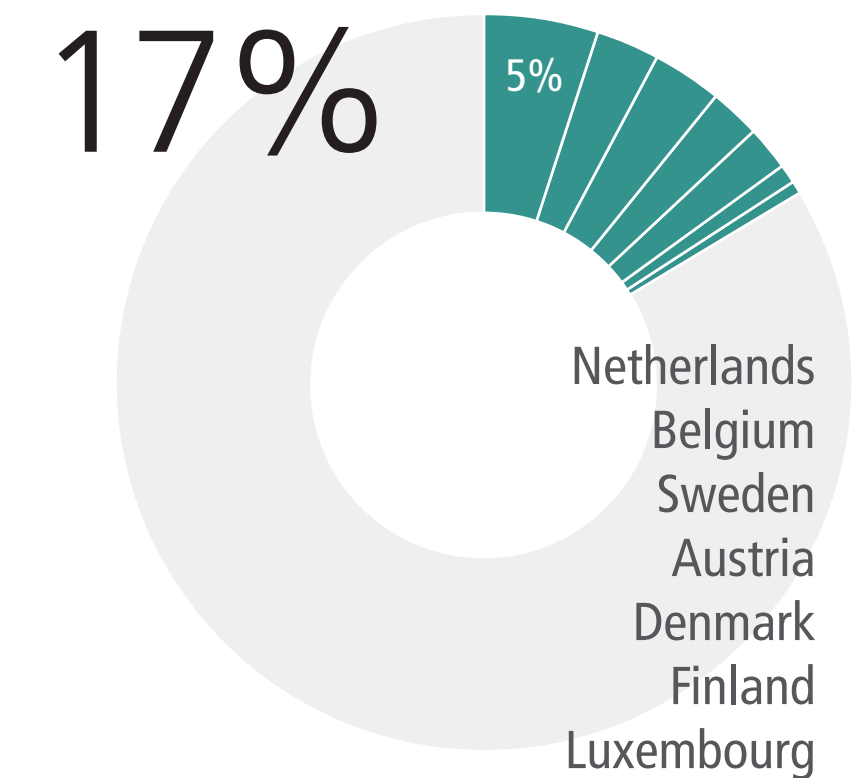
This group has special economic clout among the EU28. Its combined GDP is higher than that of France, and each one of the seven maintains an employment ratio of at least 11 to 1. In addition, the group's disposable income per capita is significantly above the averages of both the EU and the Big Six.



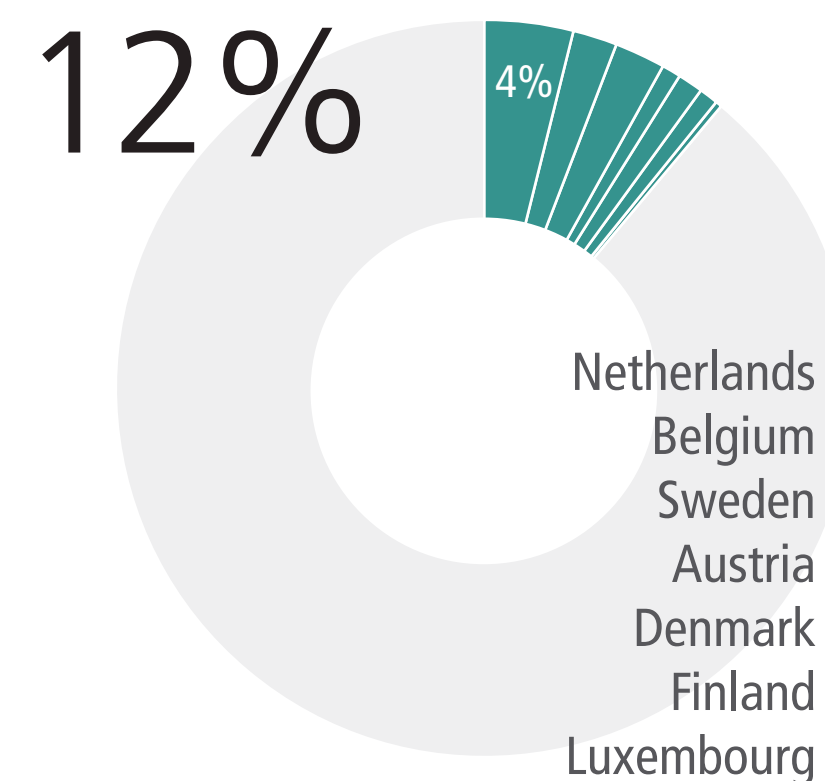
## Share of Population



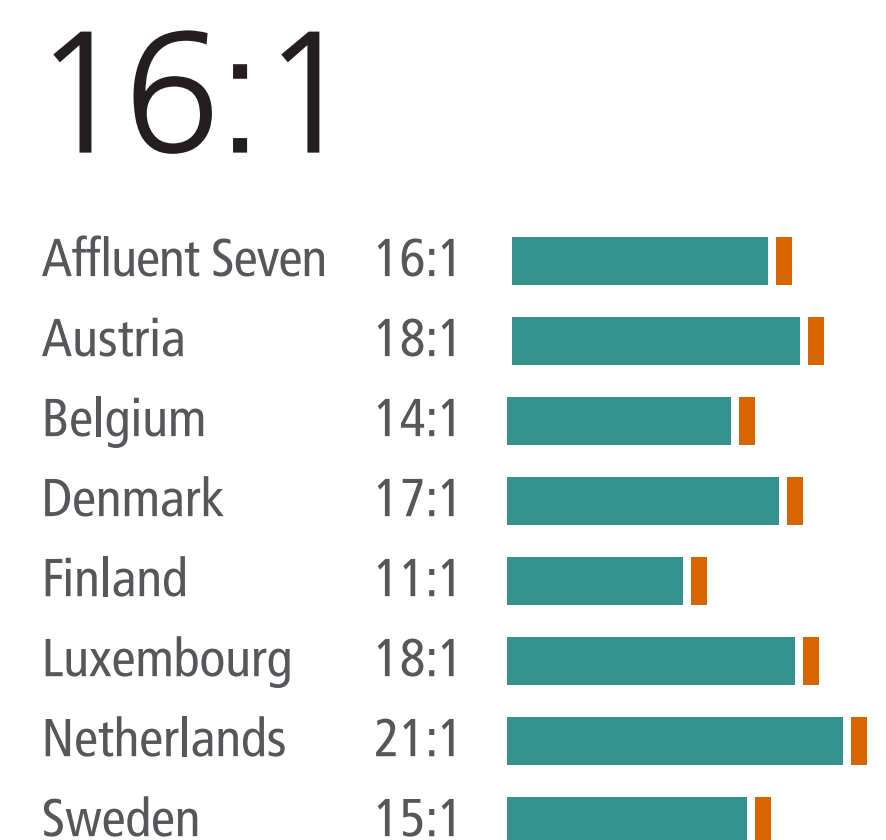
## Share of GDP Total



## Share of Military Spending



## Employed to Unemployed



# Country Groups Southern Seven

## Introduction

- Rationale
- Methodology
- Survey Questions
- Chapters

## Respondents' Information

- Nationalities
- Professional Positions
- Policy Expertise

## Country Groups

- Overview
- Big Six
- Founding Six
- Affluent Seven
- Southern Seven**
- Visegrád Four

Sources: Eurostat 2017 (population tps00001, GDP tec00001, Employment lfsi\_emp\_a, Unemployment lfsa\_ugan), Eurostat 2017 (Disposable income sdg\_10\_20), SIPRI 2017 (Military expenditure 2017)

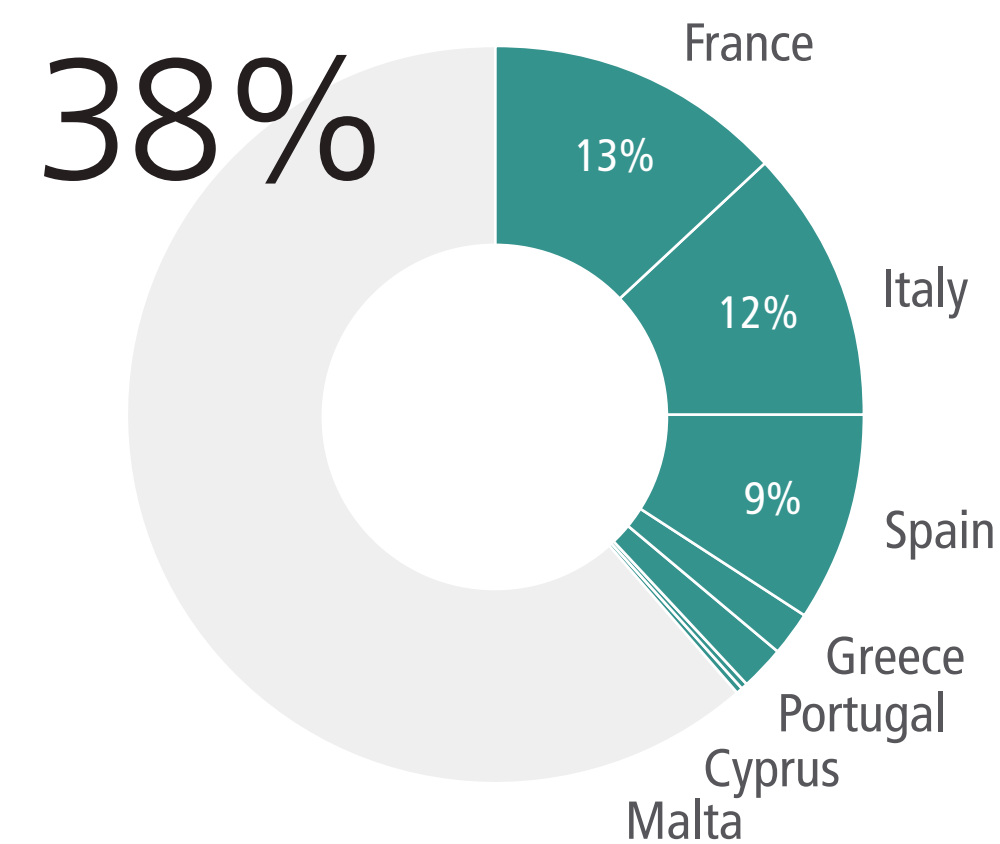
## Mediterranean Shores

The term Southern Seven refers to the group of seven countries consisting of Cyprus, France, Greece, Italy, Malta, Portugal, and Spain.

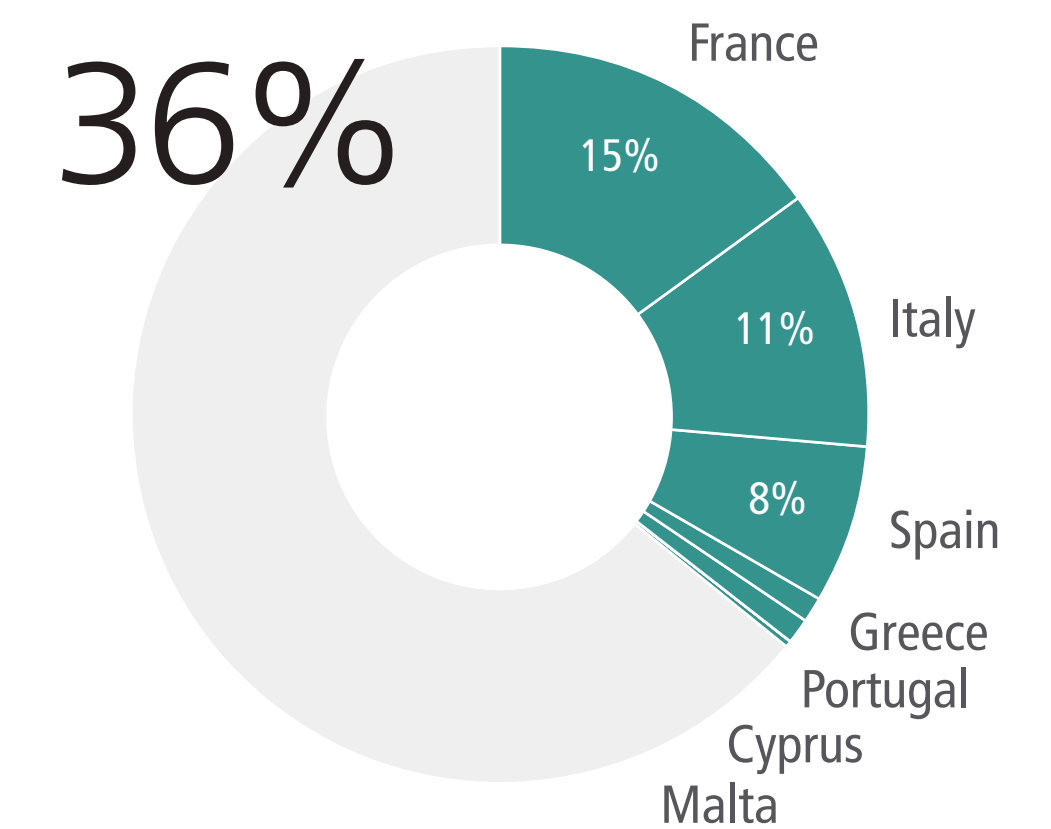
Despite varying in size, the countries in this group share socio-economic similarities. In recent years, political initiatives have attempted to institutionalize this group. The Southern Seven have been particularly affected by the Eurozone debt crisis and increasing migration to Europe.



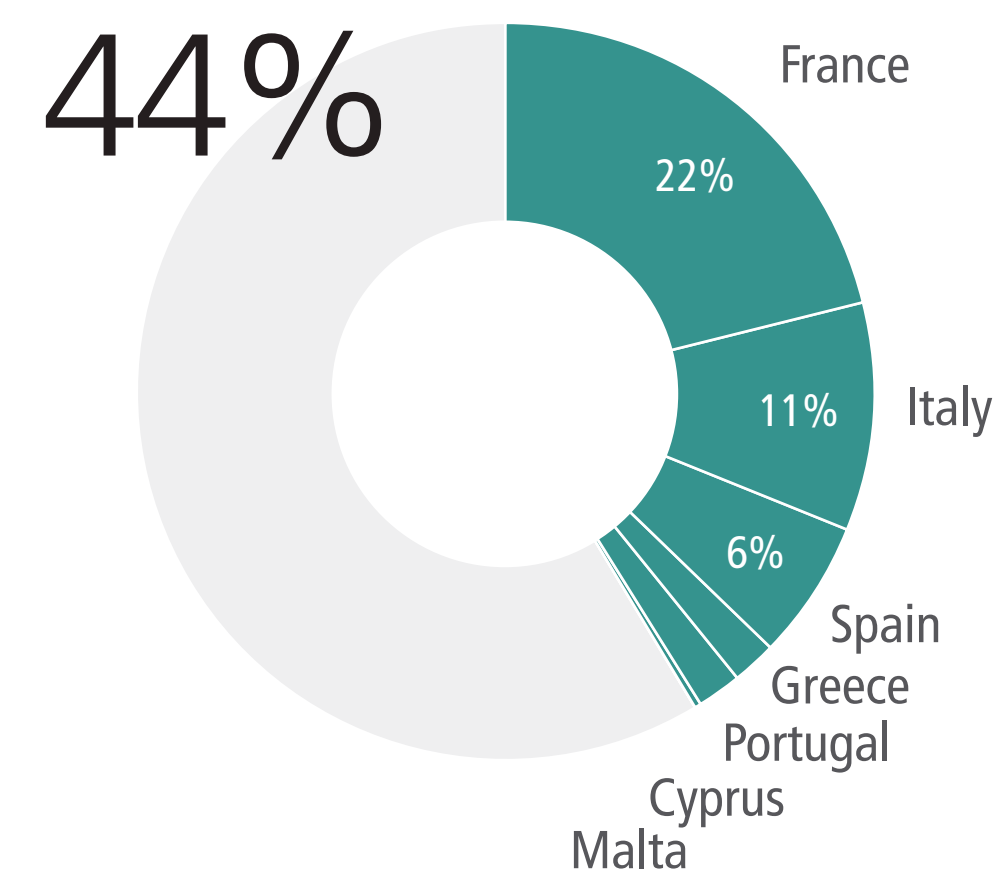
## Share of Population



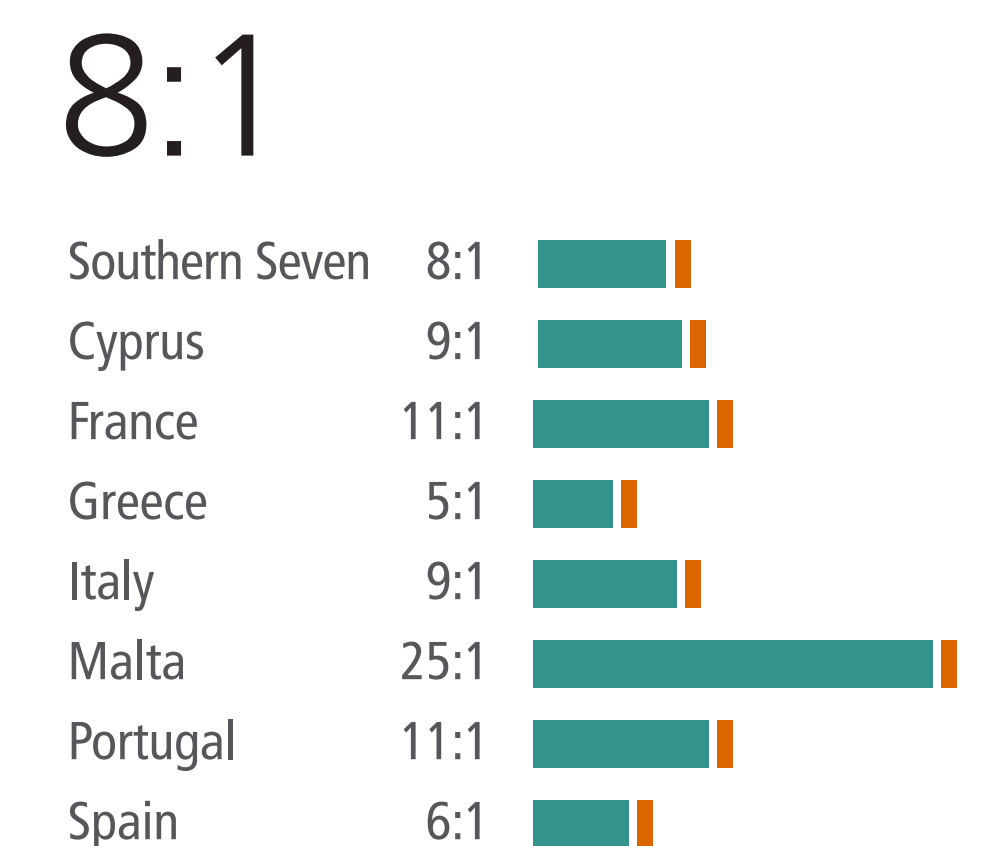
## Share of GDP Total



## Share of Military Spending



## Employed to Unemployed



# Country Groups Visegrád Four

## Introduction

- Rationale
- Methodology
- Survey Questions
- Chapters

## Respondents' Information

- Nationalities
- Professional Positions
- Policy Expertise

## Country Groups

- Overview
- Big Six
- Founding Six
- Affluent Seven
- Southern Seven
- Visegrád Four

Sources: Eurostat 2017 (population tps00001, GDP tec00001, Employment lfsi\_emp\_a, Unemployment lfsa\_ugan), Eurostat 2017 (Disposable income sdg\_10\_20), SIPRI 2017 (Military expenditure 2017)

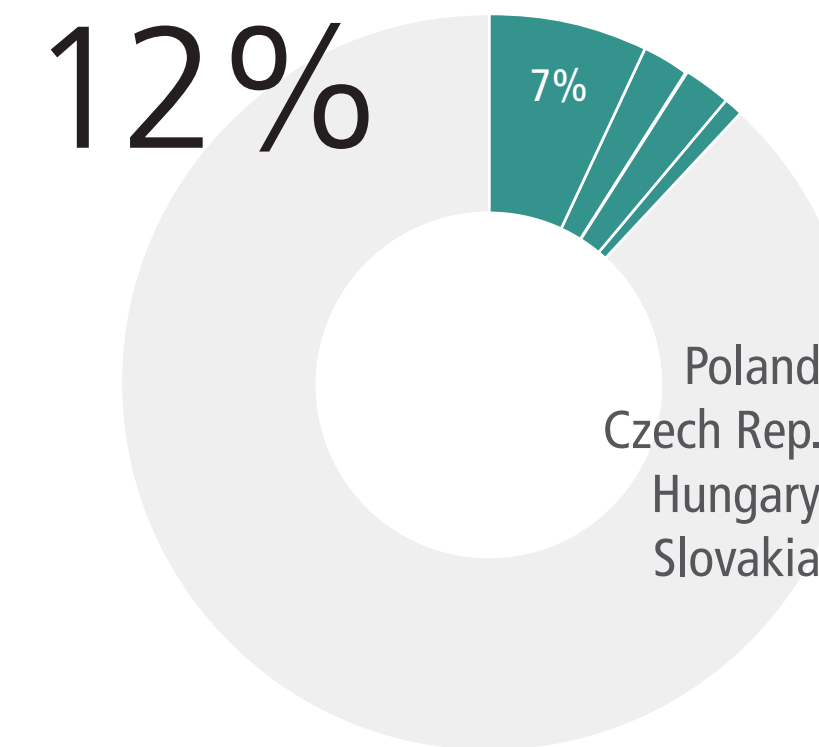
## The New East

The term Visegrád Four refers to the group of countries consisting of the Czech Republic, Hungary, Poland, and Slovakia. All four joined the EU together in 2004.

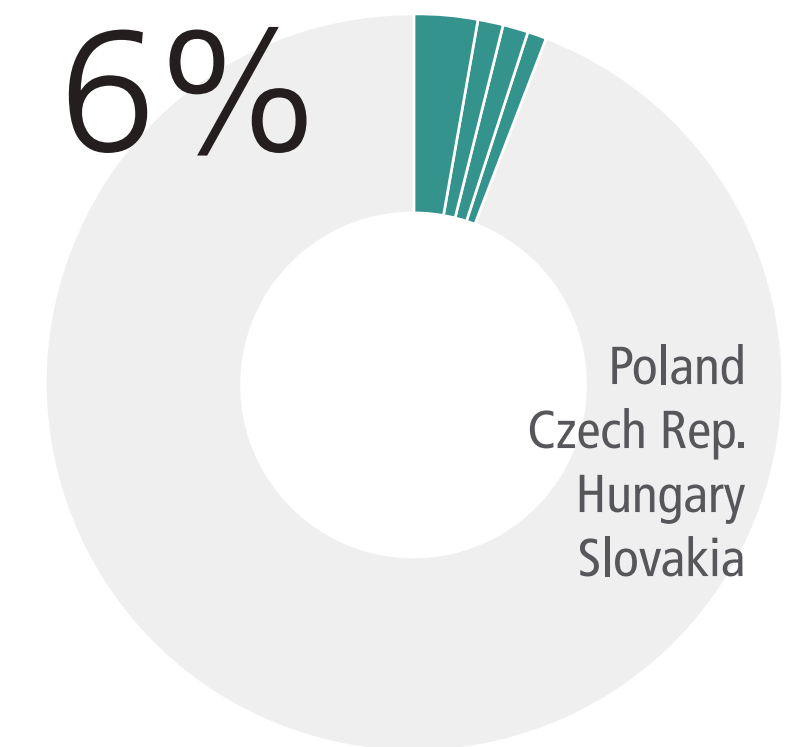
More frequently than other groups, the Visegrád Four act as an informal political coalition within the EU. Their cooperation is based on common cultural values, history, and a similar outlook on economic and security policy.



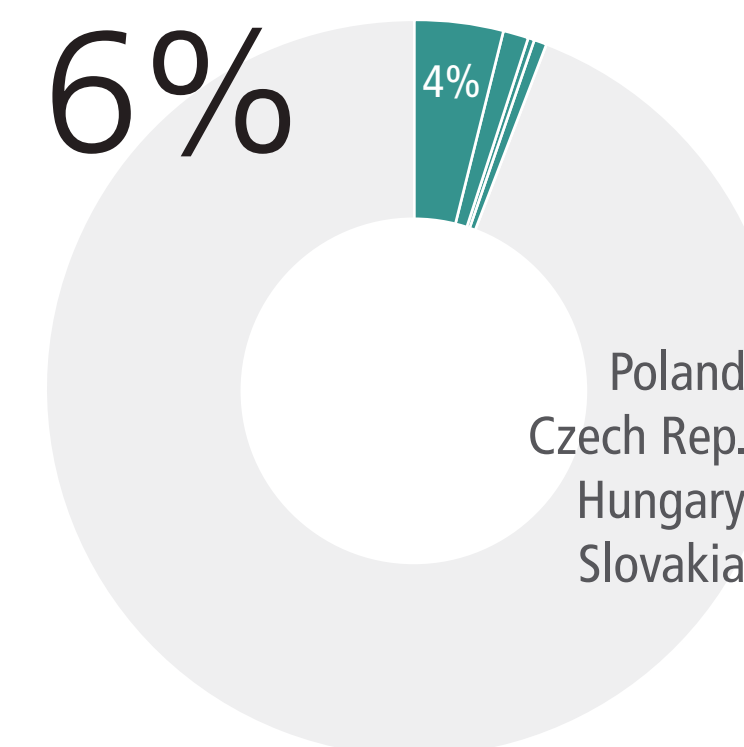
## Share of Population



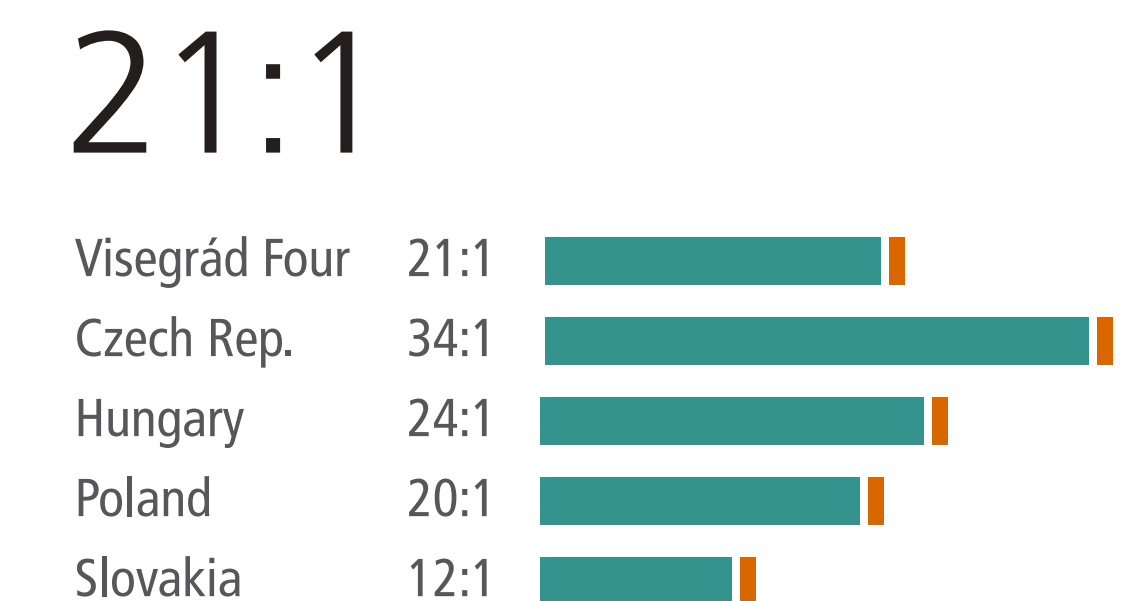
## Share of GDP Total



## Share of Military Spending



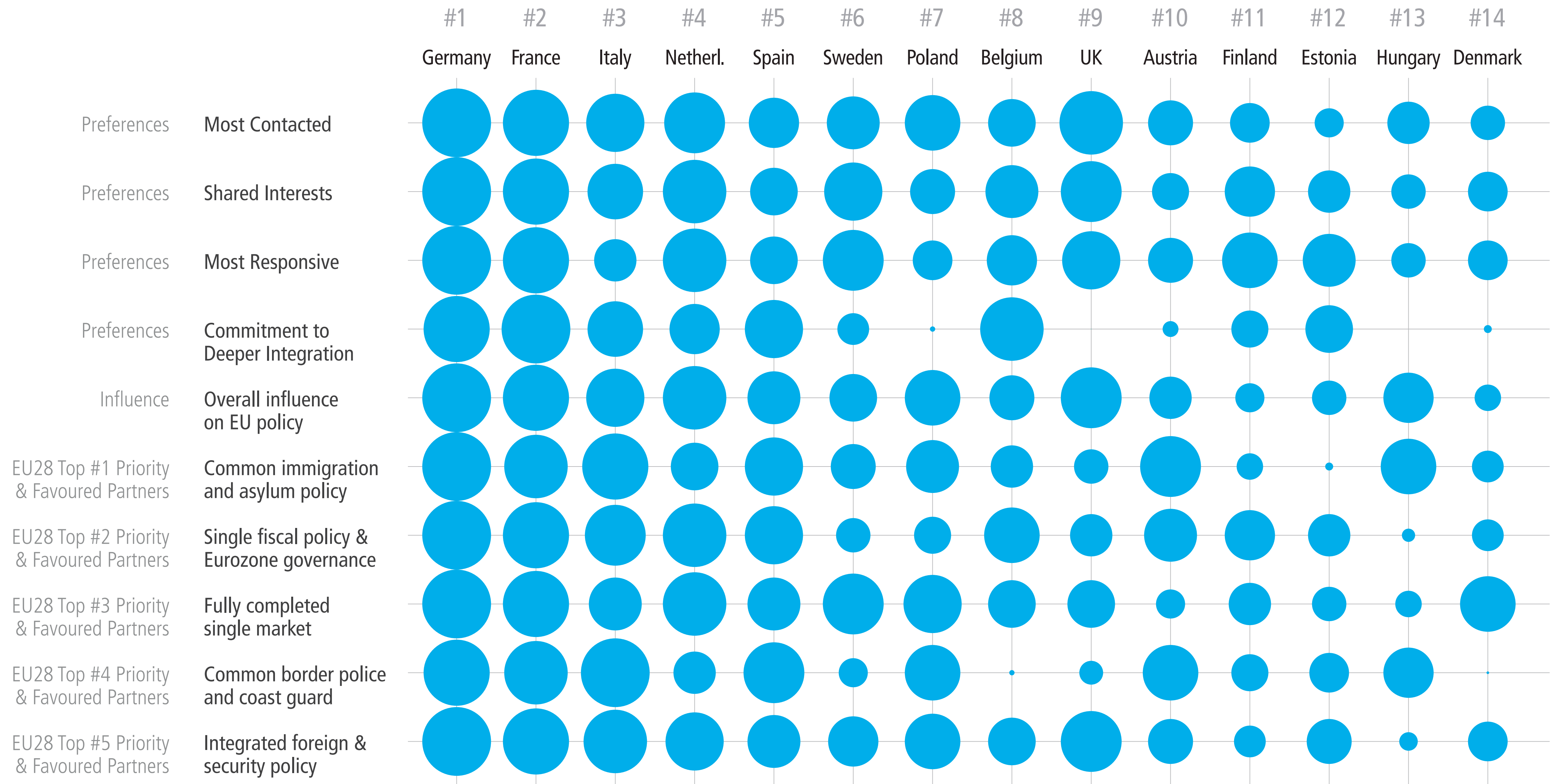
## Employed to Unemployed





# Findings EU Coalition Potential #1-14 #15-28

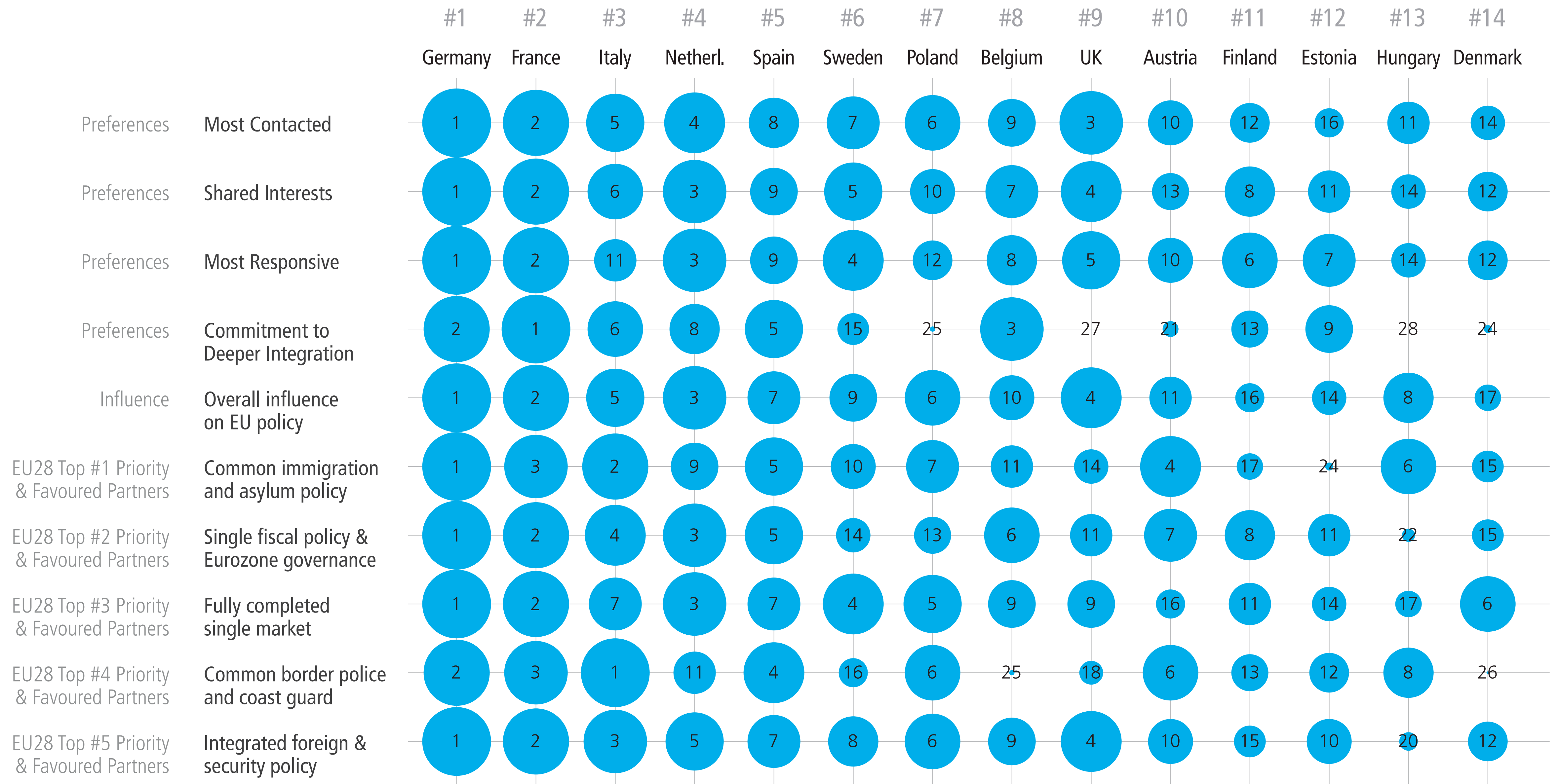
Ranks not shown Ranks shown






# Findings EU Coalition Potential #1-14 #15-28

Ranks not shown Ranks shown



# Findings EU Coalition Potential #1-14 #15-28

Ranks not shown Ranks shown



EU



EU28 Survey

Findings

Chapters

Preferences


Influence

Policies & Partners

[ecfr.eu/eucoalitionexplorer](https://ecfr.eu/eucoalitionexplorer)

# Findings EU Coalition Potential #1-14 #15-28

Ranks not shown Ranks shown



# Survey Chapters and Questions

## Preferences

Preferences on working with other EU member states

---

**Q1** Most Contacted [↗](#)

---

**Q2** Shared Interests [↗](#)

---

**Q3** Most Responsive [↗](#)

---

**Q4** Most Disappointing [↗](#)

---

**Q5** Commitment to Deeper Integration [↗](#)

---

## Influence

Ranking of policy influence in the EU

---

**Q6** Big Six Fiscal Policy [↗](#)

---

**Q7** Big Six Border Security and Migration Policy [↗](#)

---

**Q8** Big Six Foreign, Security and Defence Policy [↗](#)

---

**Q9** Affluent Seven EU Policy [↗](#)

---

## Policies & Partners

Expert and public views on the future of EU coalitions

---

**Q10** Preferred Actor Level [↗](#)

---

**Q11** Preferred Actor Level (Public View) [↗](#)

---

**Q12** Priorities and Favoured Partners [↗](#)

---



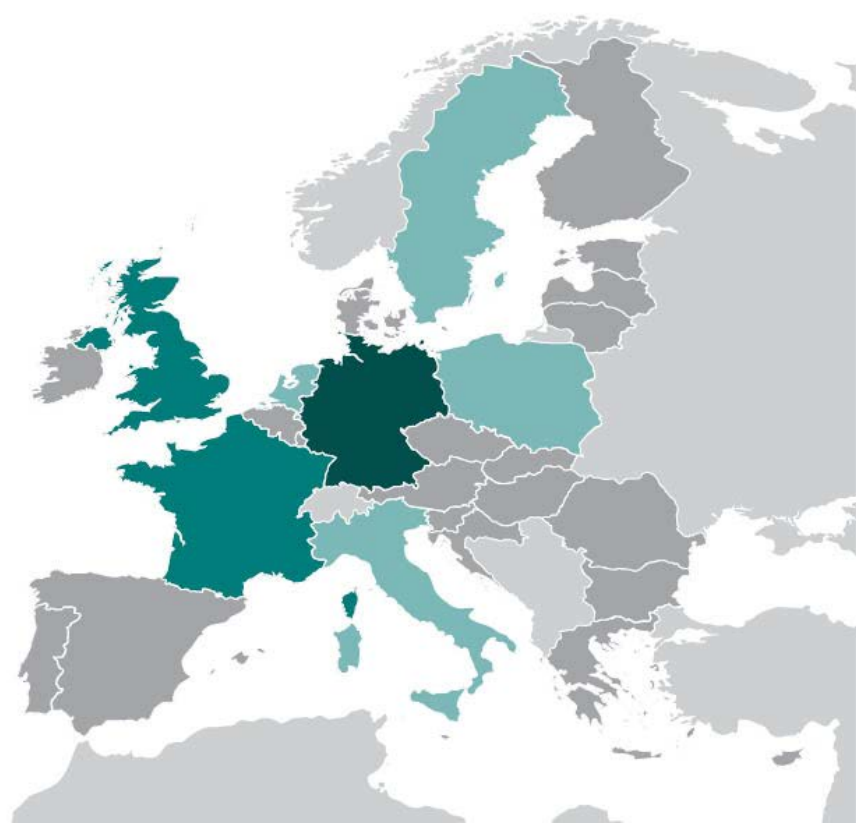
# Preferences

## Q1

N=877

### Most Contacted

“Which EU member state(s) would your government generally contact most on European policy matters? (select up to five)”



## Q2

N=831

### Shared Interests

“Which EU member states generally share many of your country’s longer standing interests on EU policy? (select up to five)”

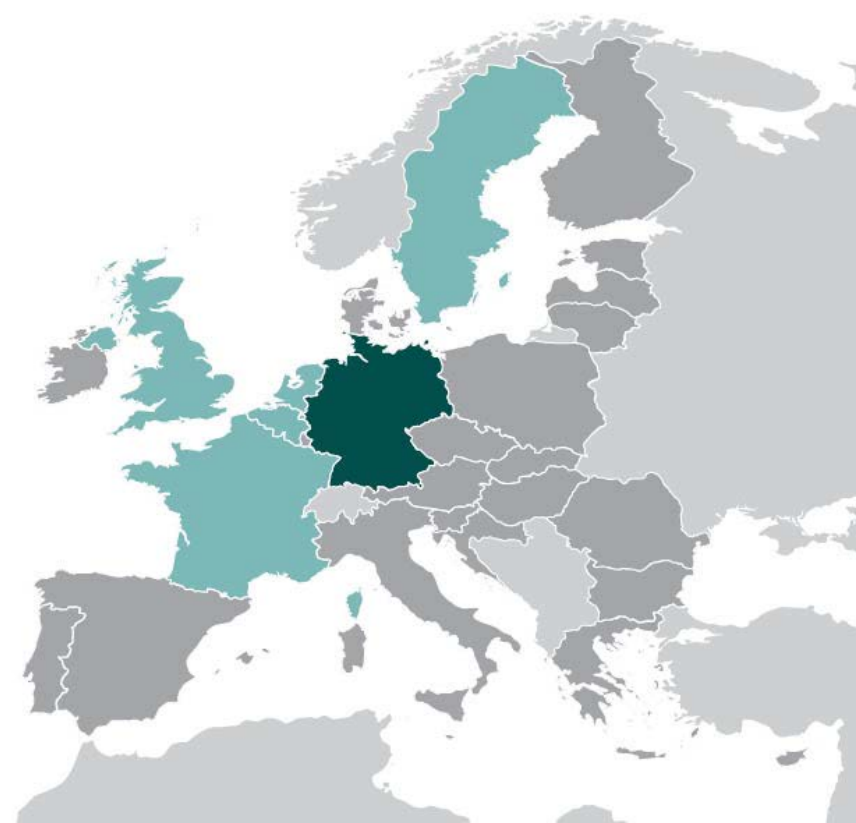


## Q3

N=774

### Most Responsive

“Which EU member states have been most responsive and are easiest to work with for your country’s government? (select up to five)”

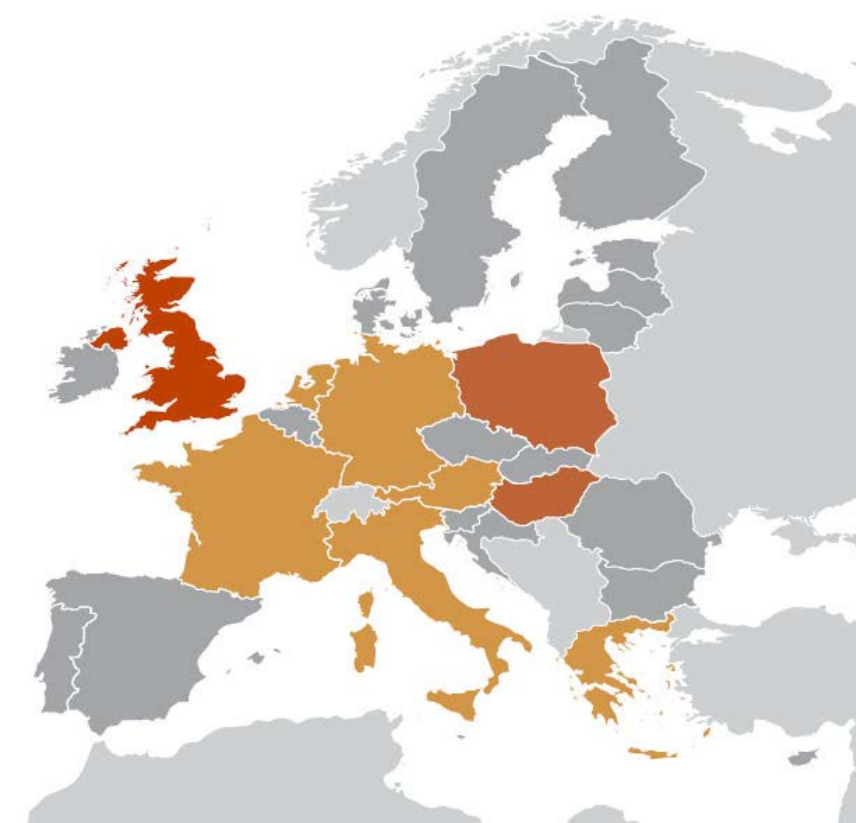


## Q4

N=730

### Most Disappointing

“In the past two years, which EU member states have disappointed your country’s government most? (select up to five)”

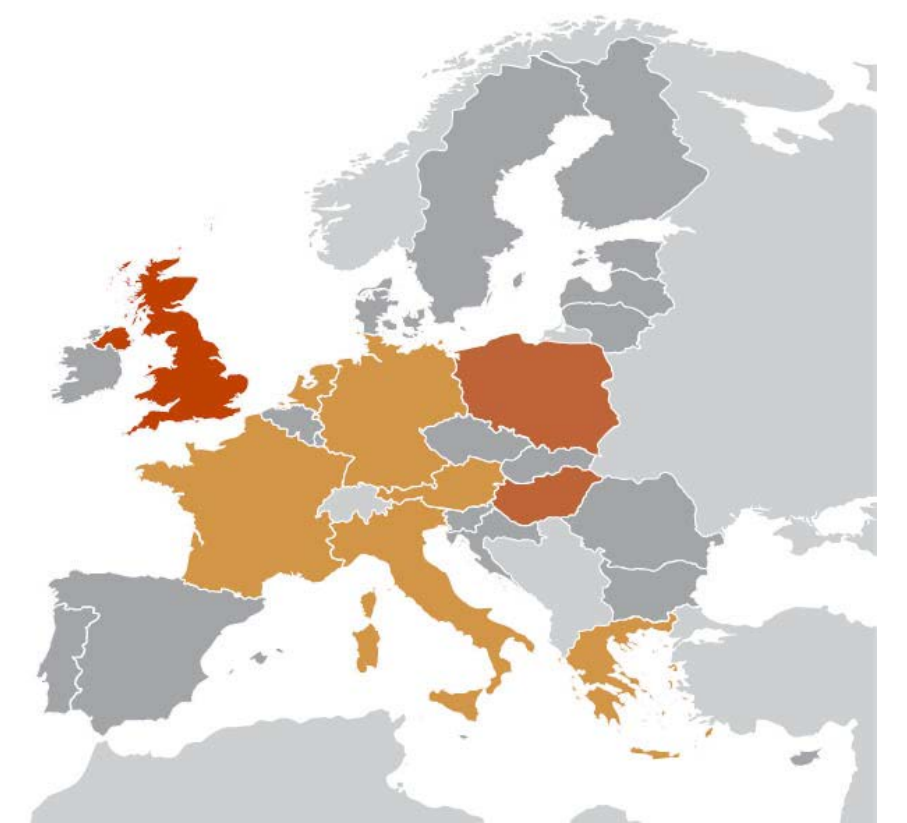


## Q5

N=703

### Deeper Integration

“Which EU member states, including your own, are generally committed to deeper integration or 'more Europe'?”



# Most Contacted

# Votes total EU

# Primary ties

# Secondary ties

# Brexit

Q1

“Which EU member state(s) would your government generally contact most on European policy matters? (select up to five)”

- EU   Affluent Seven
- Big Six   Southern Seven
- Founding Six   Visegrád Four

- |  |   |
|--|---|
| Austria <input type="checkbox"/> <input type="checkbox"/>  | Italy <input type="checkbox"/> <input type="checkbox"/>       |
| Belgium <input type="checkbox"/> <input type="checkbox"/>  | Latvia <input type="checkbox"/> <input type="checkbox"/>      |
| Bulgaria <input type="checkbox"/> <input type="checkbox"/> | Lithuania <input type="checkbox"/> <input type="checkbox"/>   |
| Croatia <input type="checkbox"/> <input type="checkbox"/>  | Luxembourg <input type="checkbox"/> <input type="checkbox"/>  |
| Cyprus <input type="checkbox"/> <input type="checkbox"/>   | Malta <input type="checkbox"/> <input type="checkbox"/>       |
| Czech R. <input type="checkbox"/> <input type="checkbox"/> | Netherlands <input type="checkbox"/> <input type="checkbox"/> |
| Denmark <input type="checkbox"/> <input type="checkbox"/>  | Poland <input type="checkbox"/> <input type="checkbox"/>      |
| Estonia <input type="checkbox"/> <input type="checkbox"/>  | Portugal <input type="checkbox"/> <input type="checkbox"/>    |
| Finland <input type="checkbox"/> <input type="checkbox"/>  | Romania <input type="checkbox"/> <input type="checkbox"/>     |
| France <input type="checkbox"/> <input type="checkbox"/>   | Slovakia <input type="checkbox"/> <input type="checkbox"/>    |
| Germany <input type="checkbox"/> <input type="checkbox"/>  | Slovenia <input type="checkbox"/> <input type="checkbox"/>    |
| Greece <input type="checkbox"/> <input type="checkbox"/>   | Spain <input type="checkbox"/> <input type="checkbox"/>       |
| Hungary <input type="checkbox"/> <input type="checkbox"/>  | Sweden <input type="checkbox"/> <input type="checkbox"/>      |
| Ireland <input type="checkbox"/> <input type="checkbox"/>  | UK <input type="checkbox"/> <input type="checkbox"/>          |

### Preferences Overview


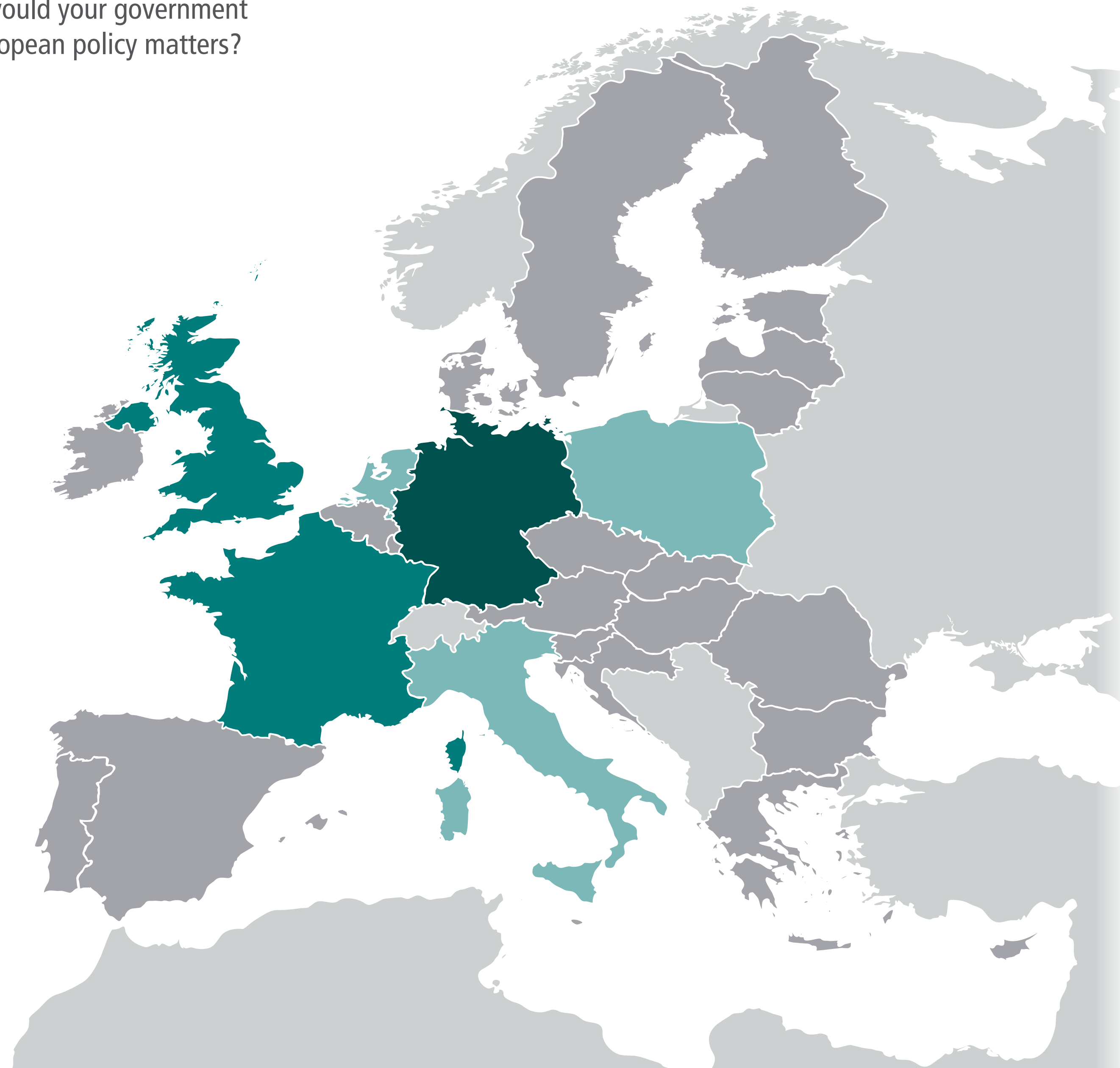
#### Most Contacted

#### Shared Interests

#### Most Responsive

#### Most Disappointing

#### Commitment to Deeper Integration



Of 3377 votes by 877 respondents, Germany received the most: 704

58.8%	Big 6	Share of votes for group
52.3%	Founding 6	
26.5%	Southern 7	
23.8%	Affluent 7	
12.3%	Visegrád 4	

20.8%	Germany	Share of votes for country
13.8%	France	
9.9%	UK	
7.0%	Netherlands	
5.8%	Italy	
4.8%	Poland	
4.0%	Sweden	
3.7%	Spain	
3.3%	Belgium	
3.2%	Austria	
3.1%	Hungary	
2.5%	Finland	
2.4%	Czech Rep.	
2.2%	Denmark	
2.1%	Slovakia	
2.0%	Estonia	
1.5%	Greece	
1.5%	Luxembourg	
1.2%	Portugal	
1.0%	Ireland	
1.0%	Latvia	
0.9%	Lithuania	
0.8%	Romania	
0.4%	Cyprus	
0.3%	Bulgaria	
0.3%	Croatia	
0.3%	Slovenia	
0.1%	Malta	



# Most Contacted

# Votes total EU

# Primary ties

# Secondary ties

# Brexit

Q1

“Which EU member state(s) would your government generally contact most on European policy matters? (select up to five)”

EU	<	<input checked="" type="radio"/>	Affluent Seven	<	>
Big Six	<	>	Southern Seven	<	>
Founding Six	<	>	Visegrád Four	<	>

---

Austria	<	>	<input type="radio"/>	Italy	<	>	<input type="radio"/>
Belgium	<	>	<input type="radio"/>	Latvia	<	>	<input type="radio"/>
Bulgaria	<	>	<input type="radio"/>	Lithuania	<	>	<input type="radio"/>
Croatia	<	>	<input type="radio"/>	Luxembourg	<	>	<input type="radio"/>
Cyprus	<	>	<input type="radio"/>	Malta	<	>	<input type="radio"/>
Czech R.	<	>	<input type="radio"/>	Netherlands	<	>	<input type="radio"/>
Denmark	<	>	<input type="radio"/>	Poland	<	>	<input type="radio"/>
Estonia	<	>	<input type="radio"/>	Portugal	<	>	<input type="radio"/>
Finland	<	>	<input type="radio"/>	Romania	<	>	<input type="radio"/>
France	<	>	<input type="radio"/>	Slovakia	<	>	<input type="radio"/>
Germany	<	>	<input type="radio"/>	Slovenia	<	>	<input type="radio"/>
Greece	<	>	<input type="radio"/>	Spain	<	>	<input type="radio"/>
Hungary	<	>	<input type="radio"/>	Sweden	<	>	<input type="radio"/>
Ireland	<	>	<input type="radio"/>	UK	<	>	<input type="radio"/>

Preferences Overview

**Most Contacted**

Shared Interests

Most Responsive

Most Disappointing

Commitment to Deeper Integration



Shared votes

Shares averaging 15% points or more

stronger share	weaker share	deviation
Fra 28%	Ger 27%	+1
Slk 25%	Cze 22%	+3
Pol 24%	Hun 22%	+2
Fin 24%	Swe 19%	+5
Ita 26%	Fra 17%	+9
Por 25%	Spa 19%	+6
Net 20%	Bel 19%	+1
UK 23%	Fra 16%	+7
Ita 25%	Ger 15%	+10
Net 24%	Ger 16%	+8
Cyp 23%	Gre 15%	+8
Lux 21%	Bel 15%	+6
Den 22%	Swe 14%	+8
Lat 20%	Est 16%	+4
Est 21%	Fin 14%	+7
UK 24%	Ger 11%	+13
Hun 18%	Slk 17%	+1
Ita 18%	Spa 18%	0
Spa 22%	Fra 11%	+11
Bel 23%	Fra 9%	+14
Pol 20%	Ger 12%	+8
Spa 24%	Ger 7%	+17
Lat 17%	Lit 14%	+3
Hun 17%	Cze 12%	+5
Slk 20%	Pol 10%	+10



# Most Contacted

Votes total EU

Primary ties

Secondary ties

Brexit

Q1

“Which EU member state(s) would your government generally contact most on European policy matters? (select up to five)”

EU	<	<input checked="" type="radio"/>	Affluent Seven	<	>		
Big Six	<	>	Southern Seven	<	>		
Founding Six	<	>	Visegrád Four	<	>		
Austria	<	>	<input type="radio"/>	Italy	<	>	<input type="radio"/>
Belgium	<	>	<input type="radio"/>	Latvia	<	>	<input type="radio"/>
Bulgaria	<	>	<input type="radio"/>	Lithuania	<	>	<input type="radio"/>
Croatia	<	>	<input type="radio"/>	Luxembourg	<	>	<input type="radio"/>
Cyprus	<	>	<input type="radio"/>	Malta	<	>	<input type="radio"/>
Czech R.	<	>	<input type="radio"/>	Netherlands	<	>	<input type="radio"/>
Denmark	<	>	<input type="radio"/>	Poland	<	>	<input type="radio"/>
Estonia	<	>	<input type="radio"/>	Portugal	<	>	<input type="radio"/>
Finland	<	>	<input type="radio"/>	Romania	<	>	<input type="radio"/>
France	<	>	<input type="radio"/>	Slovakia	<	>	<input type="radio"/>
Germany	<	>	<input type="radio"/>	Slovenia	<	>	<input type="radio"/>
Greece	<	>	<input type="radio"/>	Spain	<	>	<input type="radio"/>
Hungary	<	>	<input type="radio"/>	Sweden	<	>	<input type="radio"/>
Ireland	<	>	<input type="radio"/>	UK	<	>	<input type="radio"/>

Preferences Overview

Most Contacted

Shared Interests

Most Responsive

Most Disappointing

Commitment to Deeper Integration



Shared votes

Shares averaging up to 15% points

stronger share	weaker share	deviation
Pol 14%	Cze 13%	+1
Net 19%	Fra 8%	+11
Ire 21%	UK 7%	+14
Lit 16%	Est 9%	+7
Gre 19%	Ita 6%	+13
Net 14%	UK 9%	+5
Hun 16%	Aus 6%	+10
Ita 12%	UK 9%	+3
Swe 13%	Net 9%	+4
Swe 14%	UK 7%	+7
Cze 12%	Aus 8%	+4
Den 10%	Fin 10%	
Den 12%	Net 5%	+7
Pol 11%	UK 7%	+4
Bul 10%	Rom 6%	+4
Spa 11%	UK 5%	+6
Est 8%	Swe 5%	+3
Slk 7%	Aus 5%	+2



EU



EU28 Survey

Findings

Chapters

Preferences

Influence

Policies & Partners

ecfr.eu/eucoalitionexplorer

# Most Contacted

Votes total EU

Primary ties

Secondary ties

# Brexit

Q1

“Which EU member state(s) would your government generally contact most on European policy matters? (select up to five)”

EU	<	<input checked="" type="radio"/>	Affluent Seven	<	>		
Big Six	<	>	Southern Seven	<	>		
Founding Six	<	>	Visegrád Four	<	>		
Austria	<	>	<input type="radio"/>	Italy	<	>	<input type="radio"/>
Belgium	<	>	<input type="radio"/>	Latvia	<	>	<input type="radio"/>
Bulgaria	<	>	<input type="radio"/>	Lithuania	<	>	<input type="radio"/>
Croatia	<	>	<input type="radio"/>	Luxembourg	<	>	<input type="radio"/>
Cyprus	<	>	<input type="radio"/>	Malta	<	>	<input type="radio"/>
Czech R.	<	>	<input type="radio"/>	Netherlands	<	>	<input type="radio"/>
Denmark	<	>	<input type="radio"/>	Poland	<	>	<input type="radio"/>
Estonia	<	>	<input type="radio"/>	Portugal	<	>	<input type="radio"/>
Finland	<	>	<input type="radio"/>	Romania	<	>	<input type="radio"/>
France	<	>	<input type="radio"/>	Slovakia	<	>	<input type="radio"/>
Germany	<	>	<input type="radio"/>	Slovenia	<	>	<input type="radio"/>
Greece	<	>	<input type="radio"/>	Spain	<	>	<input type="radio"/>
Hungary	<	>	<input type="radio"/>	Sweden	<	>	<input type="radio"/>
Ireland	<	>	<input type="radio"/>	UK	<	>	<input type="radio"/>

Preferences Overview

Most Contacted

Shared Interests

Most Responsive

Most Disappointing

Commitment to Deeper Integration



Ties lost through Brexit

	stronger share		weaker share		deviation
UK	23%	Fra	16%	+7	●
UK	24%	Ger	11%	+13	●
Ire	21%	UK	7%	+14	●
Net	14%	UK	9%	+5	●
Ita	12%	UK	9%	+3	●
Swe	14%	UK	7%	+7	●
Pol	11%	UK	7%	+4	●
Spa	11%	UK	5%	+6	●



EU



EU28 Survey

Findings

Chapters

Preferences

Influence

Policies & Partners

ecfr.eu/eucoalitionexplorer



# Most Contacted Votes for Big Six by Big Six

**Q1** "Which EU member state(s) would your government generally contact most on European policy matters? (select up to five)"

EU	<input type="radio"/>	Affluent Seven	<input type="radio"/>
<b>Big Six</b>	<input checked="" type="radio"/>	Southern Seven	<input type="radio"/>
Founding Six	<input type="radio"/>	Visegrád Four	<input type="radio"/>

Austria	<input type="radio"/>	Italy	<input type="radio"/>
Belgium	<input type="radio"/>	Latvia	<input type="radio"/>
Bulgaria	<input type="radio"/>	Lithuania	<input type="radio"/>
Croatia	<input type="radio"/>	Luxembourg	<input type="radio"/>
Cyprus	<input type="radio"/>	Malta	<input type="radio"/>
Czech R.	<input type="radio"/>	Netherlands	<input type="radio"/>
Denmark	<input type="radio"/>	Poland	<input type="radio"/>
Estonia	<input type="radio"/>	Portugal	<input type="radio"/>
Finland	<input type="radio"/>	Romania	<input type="radio"/>
France	<input type="radio"/>	Slovakia	<input type="radio"/>
Germany	<input type="radio"/>	Slovenia	<input type="radio"/>
Greece	<input type="radio"/>	Spain	<input type="radio"/>
Hungary	<input type="radio"/>	Sweden	<input type="radio"/>
Ireland	<input type="radio"/>	UK	<input type="radio"/>

## Preferences Overview

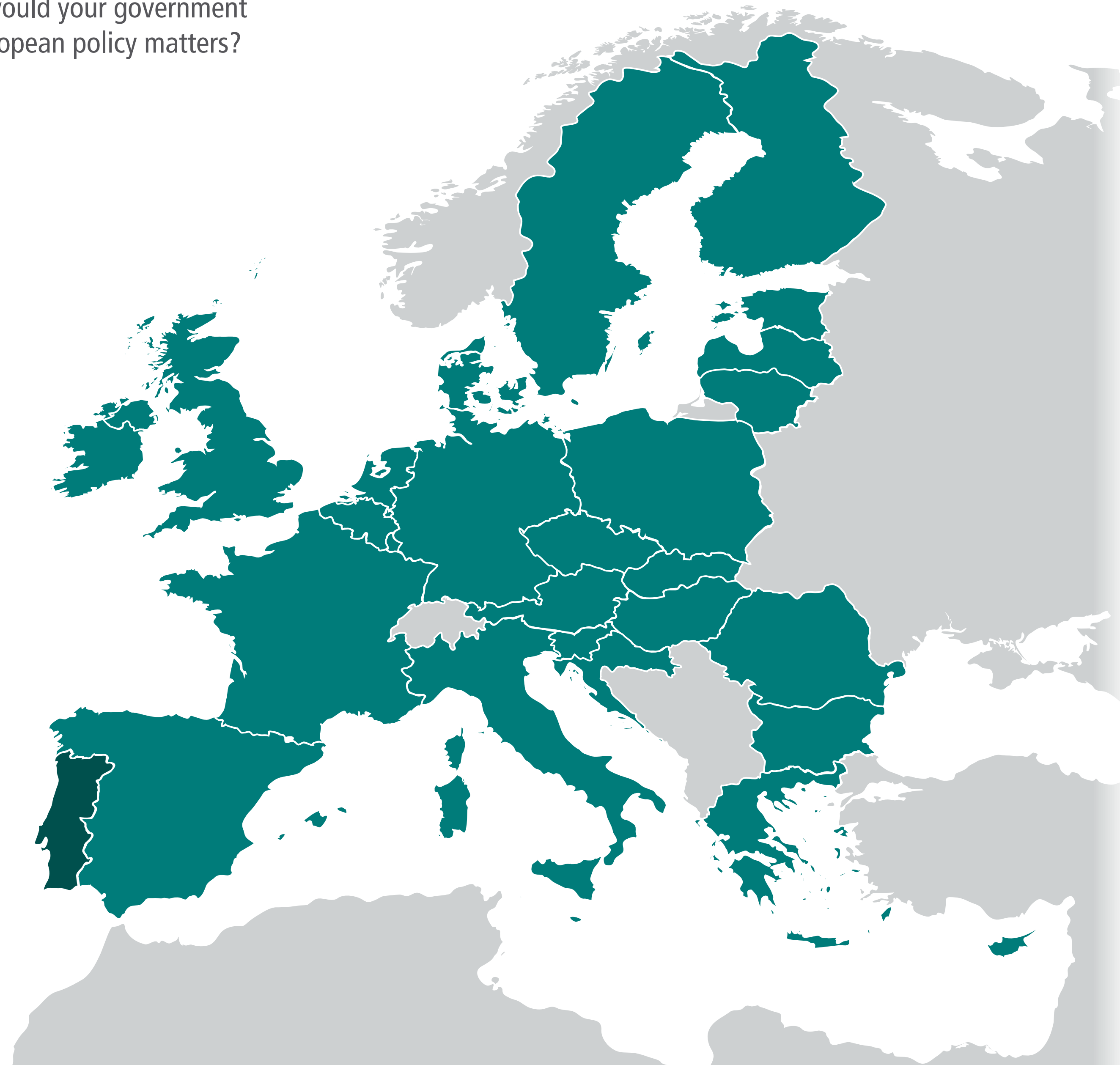
### Most Contacted

### Shared Interests

### Most Responsive

### Most Disappointing

### Commitment to Deeper Integration



Of 3377 votes by 877 respondents, Big 6 received 1984 (58.8%)

76%	Southern 7	Share of votes by group
70%	Founding 6	
69%	Big 6	
49%	Affluent 7	
43%	Visegrád 4	

92%	Portugal	Share of votes by country
82%	Italy	
81%	Romania	
79%	Greece	
76%	Spain	
74%	France	
73%	Malta	
72%	Germany	
69%	UK	
63%	Belgium	
59%	Bulgaria	
59%	Ireland	
59%	Netherlands	
55%	Croatia	
55%	Lithuania	
54%	Luxembourg	
53%	Cyprus	
47%	Denmark	
45%	Czech Rep.	
45%	Hungary	
44%	Austria	
44%	Slovakia	
44%	Slovenia	
44%	Sweden	
40%	Poland	
36%	Latvia	
35%	Finland	
34%	Estonia	

Rounded results. 0% shares not shown.

# Most Contacted Votes for Big Six by Big Six

**Q1** "Which EU member state(s) would your government generally contact most on European policy matters? (select up to five)"

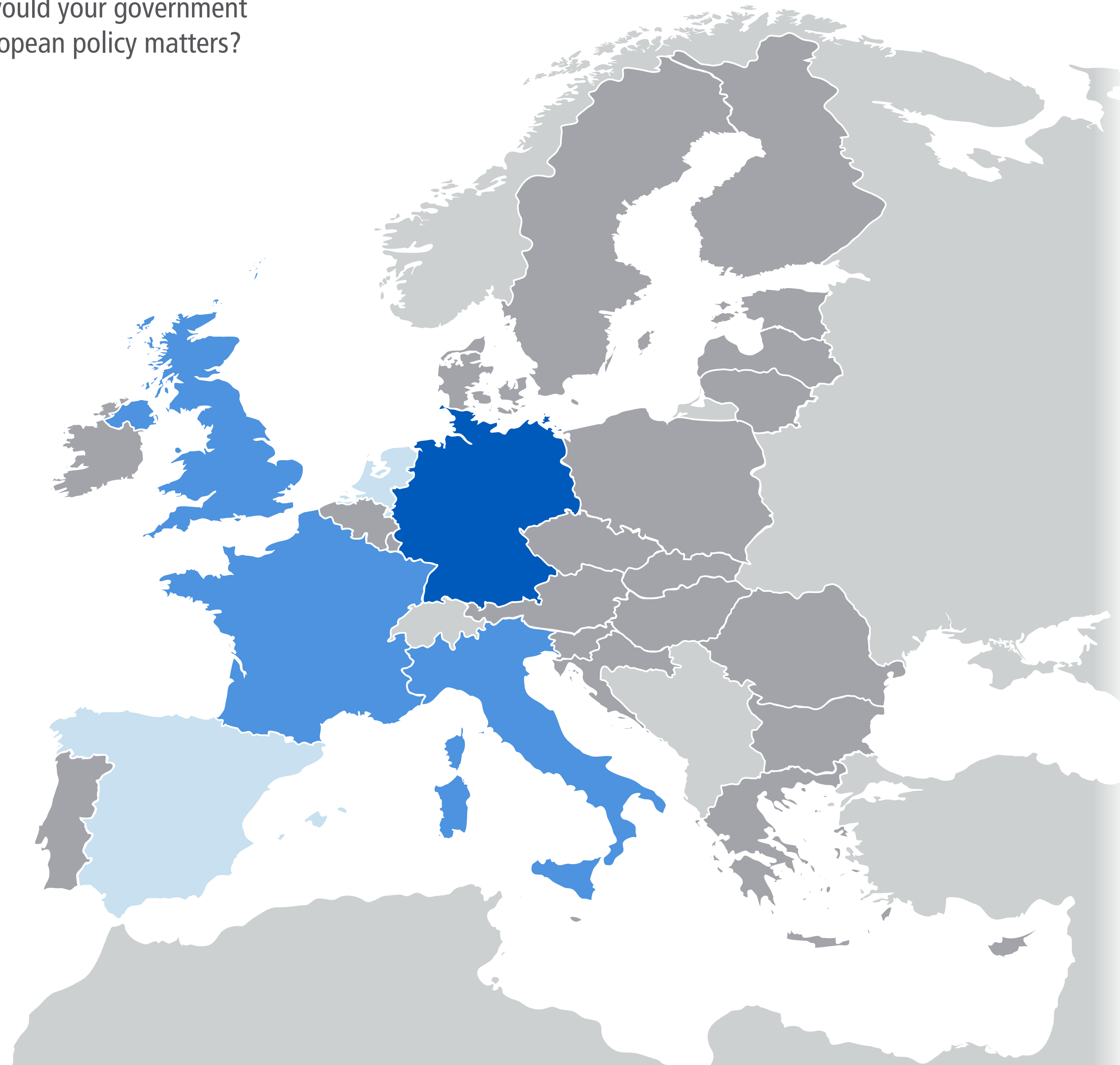
EU	<	<input type="radio"/>	Affluent Seven	<	>
Big Six	<	<input checked="" type="radio"/>	Southern Seven	<	>
Founding Six	<	>	Visegrád Four	<	>

Austria	<	>	<input type="radio"/>	Italy	<	>	<input type="radio"/>
Belgium	<	>	<input type="radio"/>	Latvia	<	>	<input type="radio"/>
Bulgaria	<	>	<input type="radio"/>	Lithuania	<	>	<input type="radio"/>
Croatia	<	>	<input type="radio"/>	Luxembourg	<	>	<input type="radio"/>
Cyprus	<	>	<input type="radio"/>	Malta	<	>	<input type="radio"/>
Czech R.	<	>	<input type="radio"/>	Netherlands	<	>	<input type="radio"/>
Denmark	<	>	<input type="radio"/>	Poland	<	>	<input type="radio"/>
Estonia	<	>	<input type="radio"/>	Portugal	<	>	<input type="radio"/>
Finland	<	>	<input type="radio"/>	Romania	<	>	<input type="radio"/>
France	<	>	<input type="radio"/>	Slovakia	<	>	<input type="radio"/>
Germany	<	>	<input type="radio"/>	Slovenia	<	>	<input type="radio"/>
Greece	<	>	<input type="radio"/>	Spain	<	>	<input type="radio"/>
Hungary	<	>	<input type="radio"/>	Sweden	<	>	<input type="radio"/>
Ireland	<	>	<input type="radio"/>	UK	<	>	<input type="radio"/>

## Preferences Overview

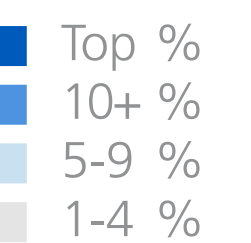
- Most Contacted
- Shared Interests
- Most Responsive
- Most Disappointing
- Commitment to Deeper Integration



Of 1123 votes by 307 respondents, Germany received the most: 219

69%	Big 6	Share of votes for group
58%	Founding 6	
40%	Southern 7	
15%	Affluent 7	
12%	Visegrád 4	

20%	Germany	Share of votes for country
17%	France	
11%	UK	
10%	Italy	
7%	Spain	
6%	Netherlands	
4%	Hungary	
4%	Poland	
3%	Belgium	
3%	Portugal	
2%	Czech Rep.	
2%	Slovakia	
2%	Sweden	
1%	Austria	
1%	Finland	
1%	Greece	
1%	Ireland	
1%	Lithuania	
1%	Luxembourg	
1%	Romania	



Rounded results. 0% shares not shown.



# Most Contacted Votes for Founding Six by Founding Six

**Q1** "Which EU member state(s) would your government generally contact most on European policy matters? (select up to five)"

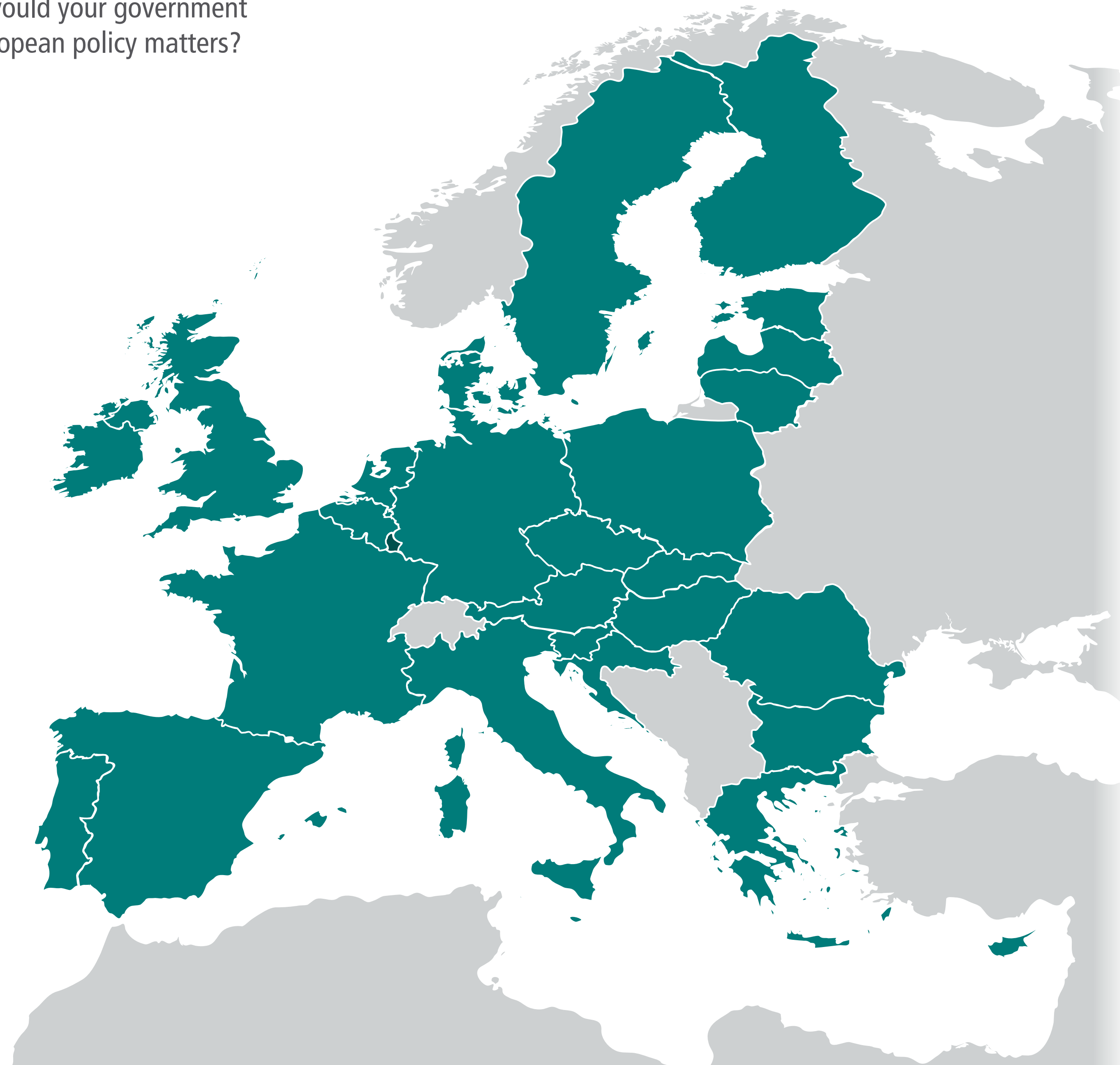
EU	<	<input type="radio"/>	Affluent Seven	<	>
Big Six	<	>	Southern Seven	<	>
<b>Founding Six</b>	<	<input checked="" type="radio"/>	Visegrád Four	<	>

Austria	<	>	<input type="radio"/>	Italy	<	>	<input type="radio"/>
Belgium	<	>	<input type="radio"/>	Latvia	<	>	<input type="radio"/>
Bulgaria	<	>	<input type="radio"/>	Lithuania	<	>	<input type="radio"/>
Croatia	<	>	<input type="radio"/>	Luxembourg	<	>	<input type="radio"/>
Cyprus	<	>	<input type="radio"/>	Malta	<	>	<input type="radio"/>
Czech R.	<	>	<input type="radio"/>	Netherlands	<	>	<input type="radio"/>
Denmark	<	>	<input type="radio"/>	Poland	<	>	<input type="radio"/>
Estonia	<	>	<input type="radio"/>	Portugal	<	>	<input type="radio"/>
Finland	<	>	<input type="radio"/>	Romania	<	>	<input type="radio"/>
France	<	>	<input type="radio"/>	Slovakia	<	>	<input type="radio"/>
Germany	<	>	<input type="radio"/>	Slovenia	<	>	<input type="radio"/>
Greece	<	>	<input type="radio"/>	Spain	<	>	<input type="radio"/>
Hungary	<	>	<input type="radio"/>	Sweden	<	>	<input type="radio"/>
Ireland	<	>	<input type="radio"/>	UK	<	>	<input type="radio"/>

## Preferences Overview

- Most Contacted**
- Shared Interests
- Most Responsive
- Most Disappointing
- Commitment to Deeper Integration



Of 3377 votes by 877 respondents, Founding 6 received 1766 (52.3%)

66%	Founding 6	Share of votes by group
60%	Southern 7	
59%	Affluent 7	
58%	Big 6	
26%	Visegrád 4	

88%	Luxembourg	Share of votes by country
86%	Belgium	
73%	Greece	
73%	Slovenia	
68%	UK	
67%	Netherlands	
66%	Spain	
65%	France	
63%	Romania	
61%	Germany	
58%	Austria	
58%	Ireland	
56%	Italy	
56%	Portugal	
53%	Bulgaria	
53%	Malta	
45%	Cyprus	
45%	Denmark	
43%	Sweden	
42%	Finland	
41%	Croatia	
34%	Estonia	
31%	Czech Rep.	
29%	Poland	
25%	Latvia	
25%	Lithuania	
23%	Slovakia	
17%	Hungary	

Rounded results. 0% shares not shown.

# Most Contacted Votes for Founding Six by Founding Six

**Q1** "Which EU member state(s) would your government generally contact most on European policy matters? (select up to five)"

- EU  Affluent Seven
- Big Six  Southern Seven
- Founding Six  Visegrád Four

- |          |                       |             |                       |
|----------|-----------------------|-------------|-----------------------|
| Austria  | <input type="radio"/> | Italy       | <input type="radio"/> |
| Belgium  | <input type="radio"/> | Latvia      | <input type="radio"/> |
| Bulgaria | <input type="radio"/> | Lithuania   | <input type="radio"/> |
| Croatia  | <input type="radio"/> | Luxembourg  | <input type="radio"/> |
| Cyprus   | <input type="radio"/> | Malta       | <input type="radio"/> |
| Czech R. | <input type="radio"/> | Netherlands | <input type="radio"/> |
| Denmark  | <input type="radio"/> | Poland      | <input type="radio"/> |
| Estonia  | <input type="radio"/> | Portugal    | <input type="radio"/> |
| Finland  | <input type="radio"/> | Romania     | <input type="radio"/> |
| France   | <input type="radio"/> | Slovakia    | <input type="radio"/> |
| Germany  | <input type="radio"/> | Slovenia    | <input type="radio"/> |
| Greece   | <input type="radio"/> | Spain       | <input type="radio"/> |
| Hungary  | <input type="radio"/> | Sweden      | <input type="radio"/> |
| Ireland  | <input type="radio"/> | UK          | <input type="radio"/> |

## Preferences Overview


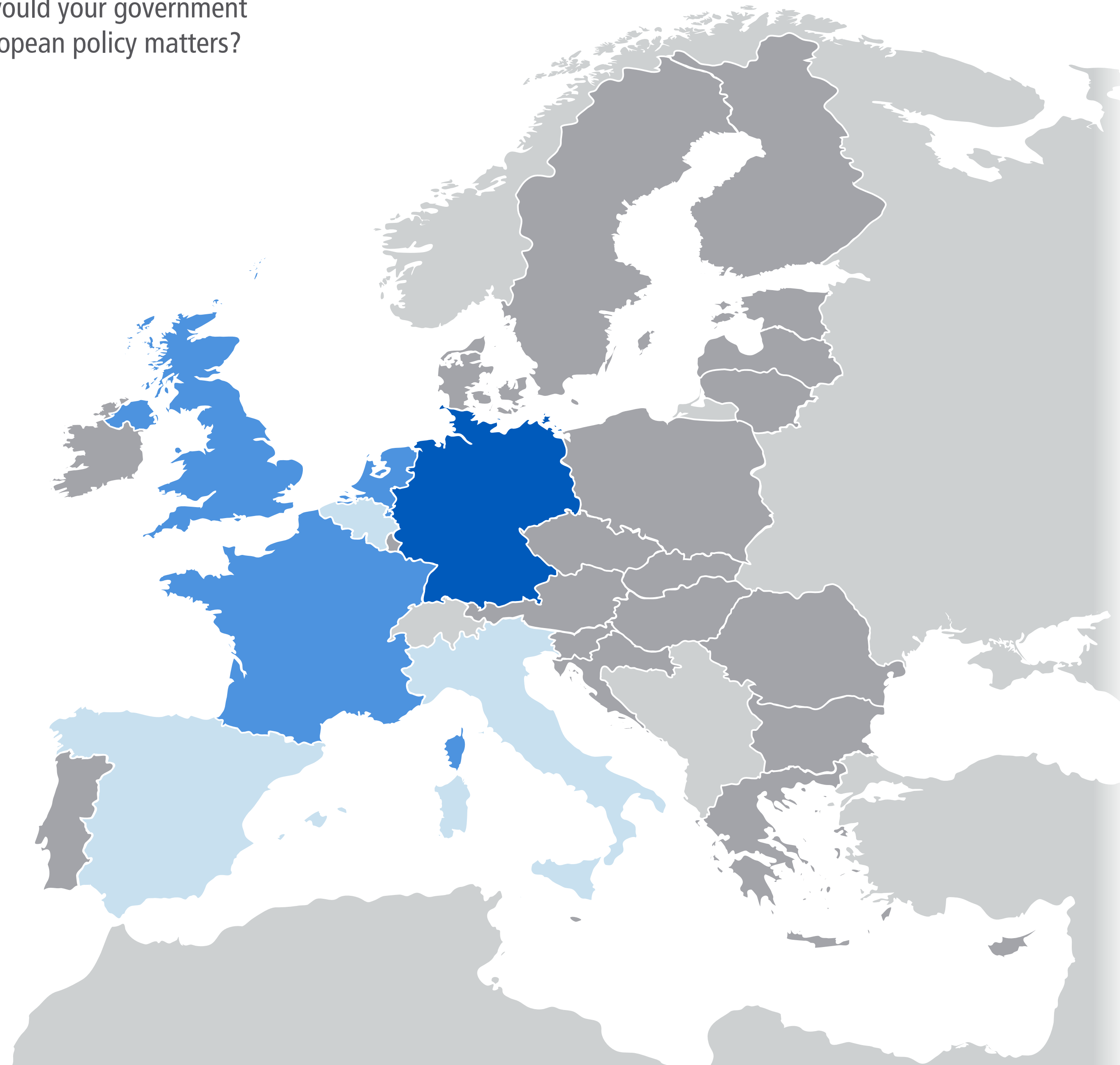
### Most Contacted

### Shared Interests

### Most Responsive

### Most Disappointing

### Commitment to Deeper Integration



Of 937 votes by 257 respondents, Germany received the most: 180

70%	Big 6	Share of votes for group
66%	Founding 6	
38%	Southern 7	
26%	Affluent 7	
4%	Visegrád 4	

19%	Germany	Share of votes for country
18%	France	
12%	UK	
10%	Netherlands	
9%	Spain	
8%	Belgium	
8%	Italy	
4%	Poland	
3%	Luxembourg	
2%	Austria	
2%	Greece	
2%	Sweden	
1%	Denmark	
1%	Finland	
1%	Portugal	

- Top %
- 10+ %
- 5-9 %
- 1-4 %

Rounded results. 0% shares not shown.



# Most Contacted Votes for Affluent Seven by Affluent Seven

**Q1** "Which EU member state(s) would your government generally contact most on European policy matters? (select up to five)"

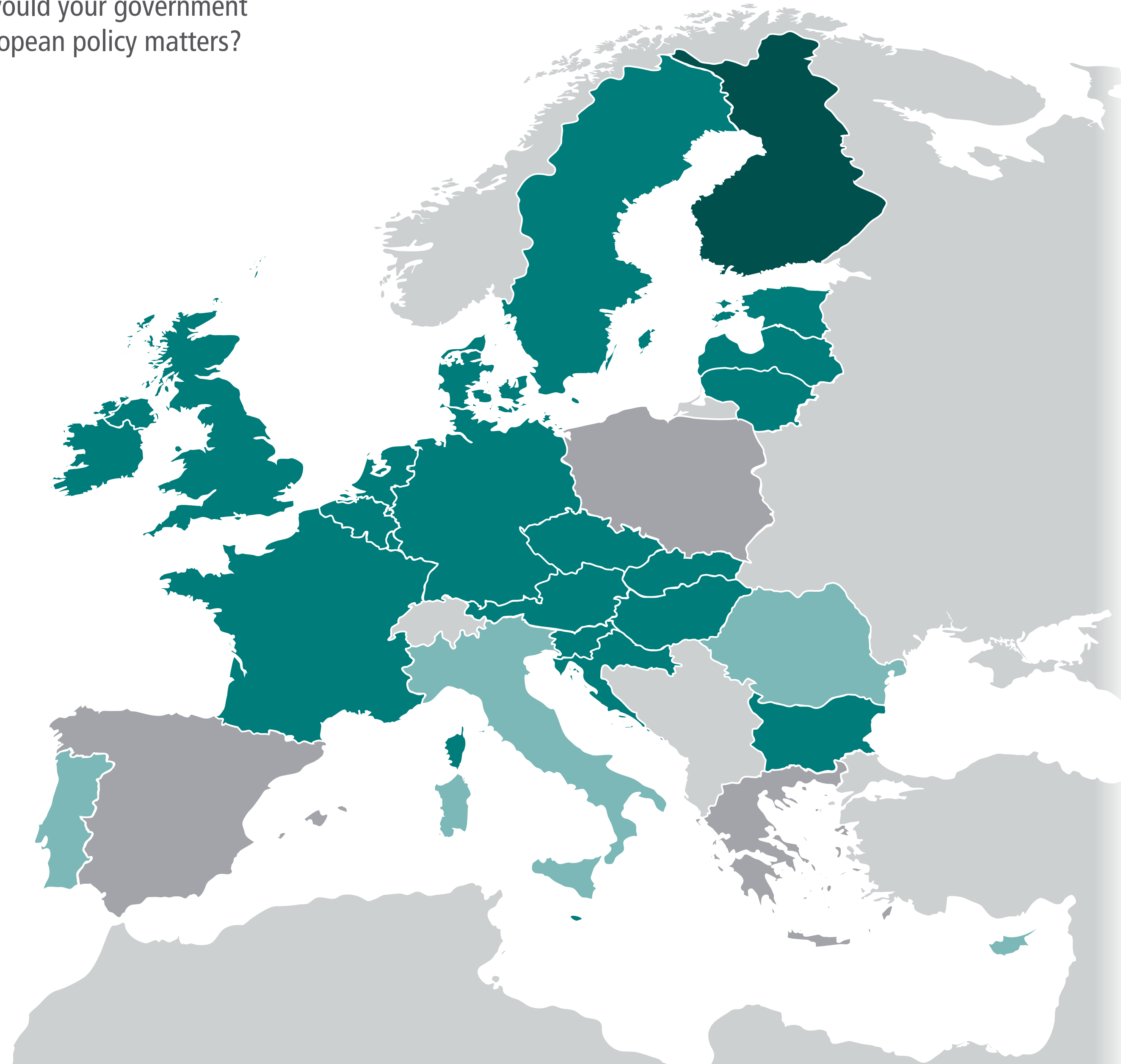
EU	< ○	<b>Affluent Seven</b>	<input checked="" type="checkbox"/>
Big Six	< >	Southern Seven	< >
Founding Six	< >	Visegrád Four	< >

---

Austria	< > ○	Italy	< > ○
Belgium	< > ○	Latvia	< > ○
Bulgaria	< > ○	Lithuania	< > ○
Croatia	< > ○	Luxembourg	< > ○
Cyprus	< > ○	Malta	< > ○
Czech R.	< > ○	Netherlands	< > ○
Denmark	< > ○	Poland	< > ○
Estonia	< > ○	Portugal	< > ○
Finland	< > ○	Romania	< > ○
France	< > ○	Slovakia	< > ○
Germany	< > ○	Slovenia	< > ○
Greece	< > ○	Spain	< > ○
Hungary	< > ○	Sweden	< > ○
Ireland	< > ○	UK	< > ○

## Preferences Overview

- Most Contacted**
- Shared Interests
- Most Responsive
- Most Disappointing
- Commitment to Deeper Integration



Of 3377 votes by 877 respondents, Affluent 7 received 803 (23.8%)

42%	Affluent 7	Share of votes by group
26%	Founding 6	
15%	Big 6	
11%	Southern 7	
11%	Visegrád 4	

50%	Finland	Share of votes by country
48%	Slovenia	
47%	Sweden	
46%	Denmark	
41%	Estonia	
41%	Luxembourg	
40%	Ireland	
40%	Netherlands	
37%	Belgium	
26%	Austria	
26%	Germany	
25%	Croatia	
25%	Latvia	
23%	France	
21%	UK	
20%	Czech Rep.	
16%	Bulgaria	
16%	Hungary	
14%	Lithuania	
14%	Malta	
12%	Slovakia	
9%	Cyprus	
8%	Italy	
7%	Romania	
5%	Portugal	
4%	Greece	
3%	Poland	
3%	Spain	

Rounded results. 0% shares not shown.



# Most Contacted Votes for Affluent Seven by Affluent Seven

**Q1** "Which EU member state(s) would your government generally contact most on European policy matters? (select up to five)"

EU	<	<input type="radio"/>	Affluent Seven	<	<input checked="" type="radio"/>
Big Six	<	<input type="radio"/>	Southern Seven	<	<input type="radio"/>
Founding Six	<	<input type="radio"/>	Visegrád Four	<	<input type="radio"/>

Austria	<	<input type="radio"/>	Italy	<	<input type="radio"/>
Belgium	<	<input type="radio"/>	Latvia	<	<input type="radio"/>
Bulgaria	<	<input type="radio"/>	Lithuania	<	<input type="radio"/>
Croatia	<	<input type="radio"/>	Luxembourg	<	<input type="radio"/>
Cyprus	<	<input type="radio"/>	Malta	<	<input type="radio"/>
Czech R.	<	<input type="radio"/>	Netherlands	<	<input type="radio"/>
Denmark	<	<input type="radio"/>	Poland	<	<input type="radio"/>
Estonia	<	<input type="radio"/>	Portugal	<	<input type="radio"/>
Finland	<	<input type="radio"/>	Romania	<	<input type="radio"/>
France	<	<input type="radio"/>	Slovakia	<	<input type="radio"/>
Germany	<	<input type="radio"/>	Slovenia	<	<input type="radio"/>
Greece	<	<input type="radio"/>	Spain	<	<input type="radio"/>
Hungary	<	<input type="radio"/>	Sweden	<	<input type="radio"/>
Ireland	<	<input type="radio"/>	UK	<	<input type="radio"/>

Preferences Overview


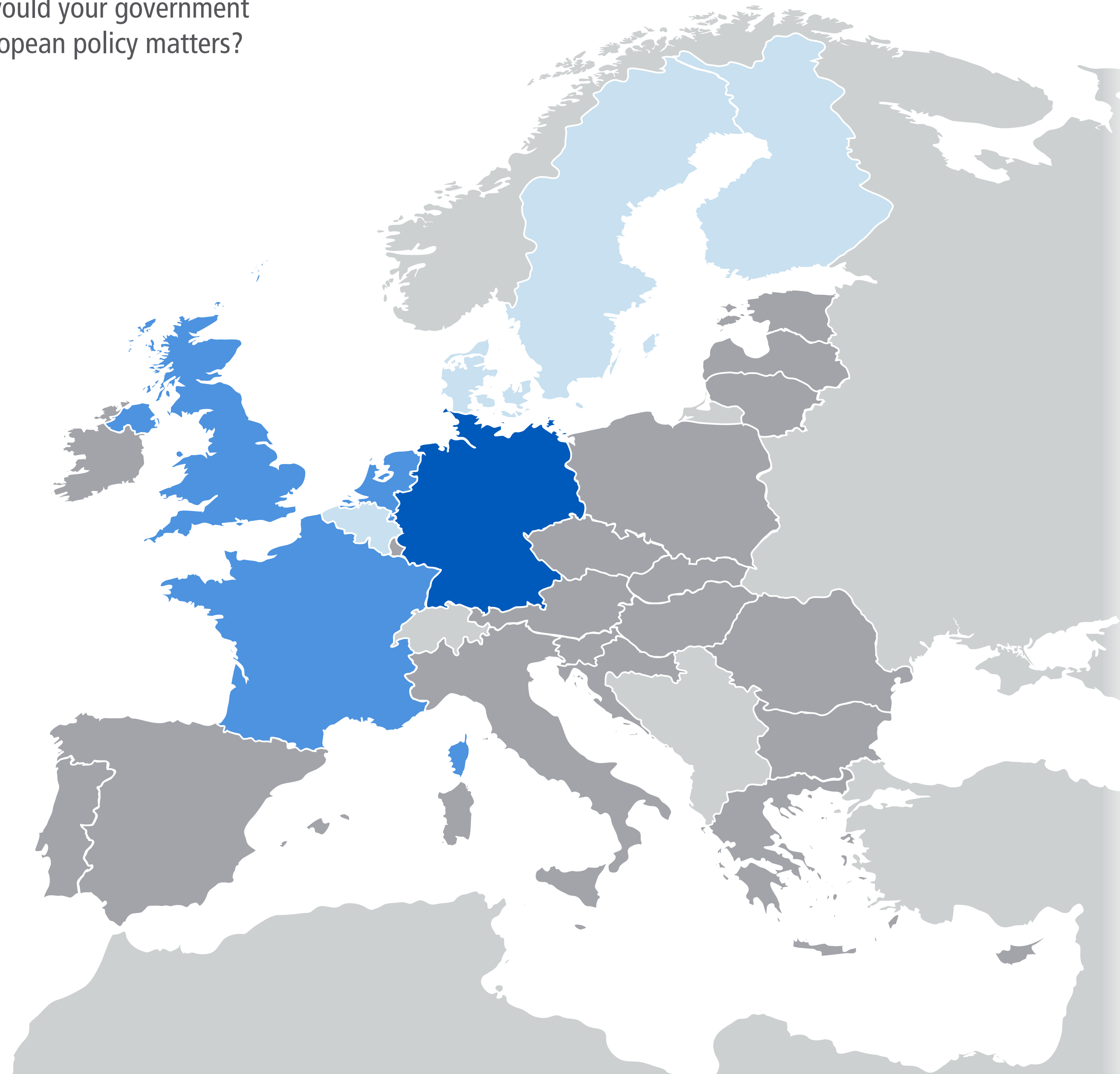
**Most Contacted**

Shared Interests

Most Responsive

Most Disappointing

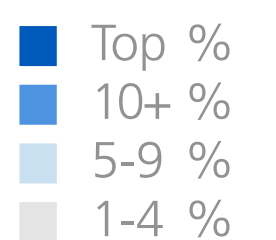
Commitment to Deeper Integration



Of 735 votes by 181 respondents, Germany received the most: 168

59%	Founding 6	Share of votes for group
49%	Big 6	
42%	Affluent 7	
16%	Southern 7	
4%	Visegrád 4	

23%	Germany	Share of votes for country
12%	France	
12%	Netherlands	
10%	UK	
9%	Sweden	
6%	Belgium	
6%	Finland	
5%	Denmark	
4%	Estonia	
3%	Luxembourg	
2%	Italy	
1%	Austria	
1%	Czech Rep.	
1%	Hungary	
1%	Ireland	
1%	Poland	
1%	Slovakia	
1%	Spain	



Rounded results. 0% shares not shown.

# Most Contacted Votes for Southern Seven by Southern Seven

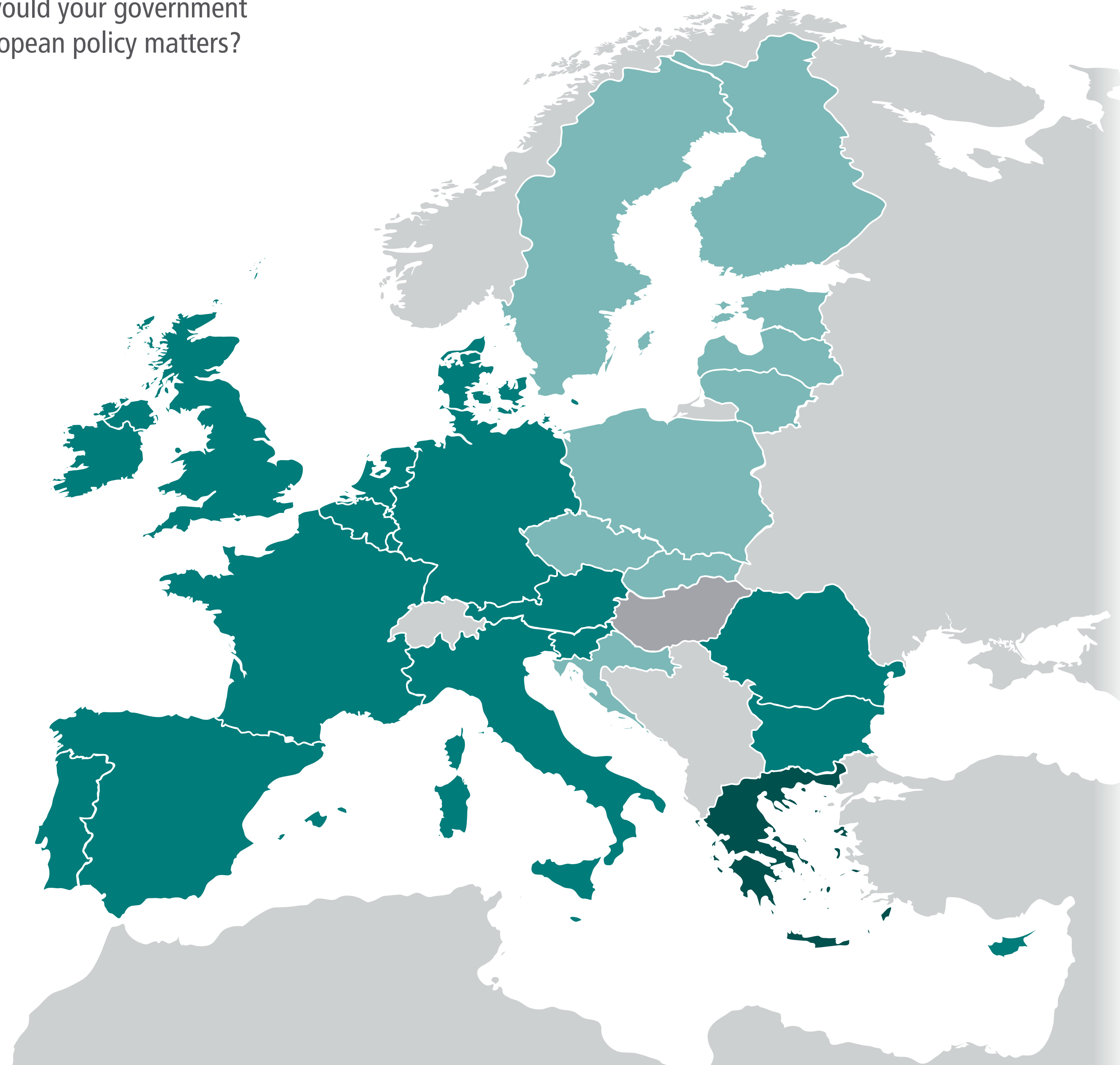
**Q1** "Which EU member state(s) would your government generally contact most on European policy matters? (select up to five)"

EU	<	<input type="radio"/>	Affluent Seven	<	>
Big Six	<	>	<b>Southern Seven</b>	<	>
Founding Six	<	>	Visegrád Four	<	>

---

Austria	<	>	<input type="radio"/>	Italy	<	>	<input type="radio"/>
Belgium	<	>	<input type="radio"/>	Latvia	<	>	<input type="radio"/>
Bulgaria	<	>	<input type="radio"/>	Lithuania	<	>	<input type="radio"/>
Croatia	<	>	<input type="radio"/>	Luxembourg	<	>	<input type="radio"/>
Cyprus	<	>	<input type="radio"/>	Malta	<	>	<input type="radio"/>
Czech R.	<	>	<input type="radio"/>	Netherlands	<	>	<input type="radio"/>
Denmark	<	>	<input type="radio"/>	Poland	<	>	<input type="radio"/>
Estonia	<	>	<input type="radio"/>	Portugal	<	>	<input type="radio"/>
Finland	<	>	<input type="radio"/>	Romania	<	>	<input type="radio"/>
France	<	>	<input type="radio"/>	Slovakia	<	>	<input type="radio"/>
Germany	<	>	<input type="radio"/>	Slovenia	<	>	<input type="radio"/>
Greece	<	>	<input type="radio"/>	Spain	<	>	<input type="radio"/>
Hungary	<	>	<input type="radio"/>	Sweden	<	>	<input type="radio"/>
Ireland	<	>	<input type="radio"/>	UK	<	>	<input type="radio"/>

- Preferences Overview
- Most Contacted**
  - Shared Interests
  - Most Responsive
  - Most Disappointing
  - Commitment to Deeper Integration



Of 3377 votes by 877 respondents, Southern 7 received 894 (26.5%)

48%	Southern 7	Share of votes by group
40%	Big 6	
38%	Founding 6	
16%	Affluent 7	
7%	Visegrád 4	

67%	Greece	Share of votes by country
60%	Spain	
57%	Portugal	
55%	Cyprus	
51%	Italy	
50%	Germany	
44%	Malta	
39%	Romania	
37%	UK	
33%	Belgium	
29%	France	
27%	Bulgaria	
24%	Luxembourg	
21%	Slovenia	
20%	Netherlands	
18%	Ireland	
17%	Austria	
10%	Denmark	
9%	Poland	
8%	Croatia	
7%	Czech Rep.	
7%	Estonia	
7%	Sweden	
6%	Finland	
6%	Slovakia	
5%	Latvia	
5%	Lithuania	
1%	Hungary	

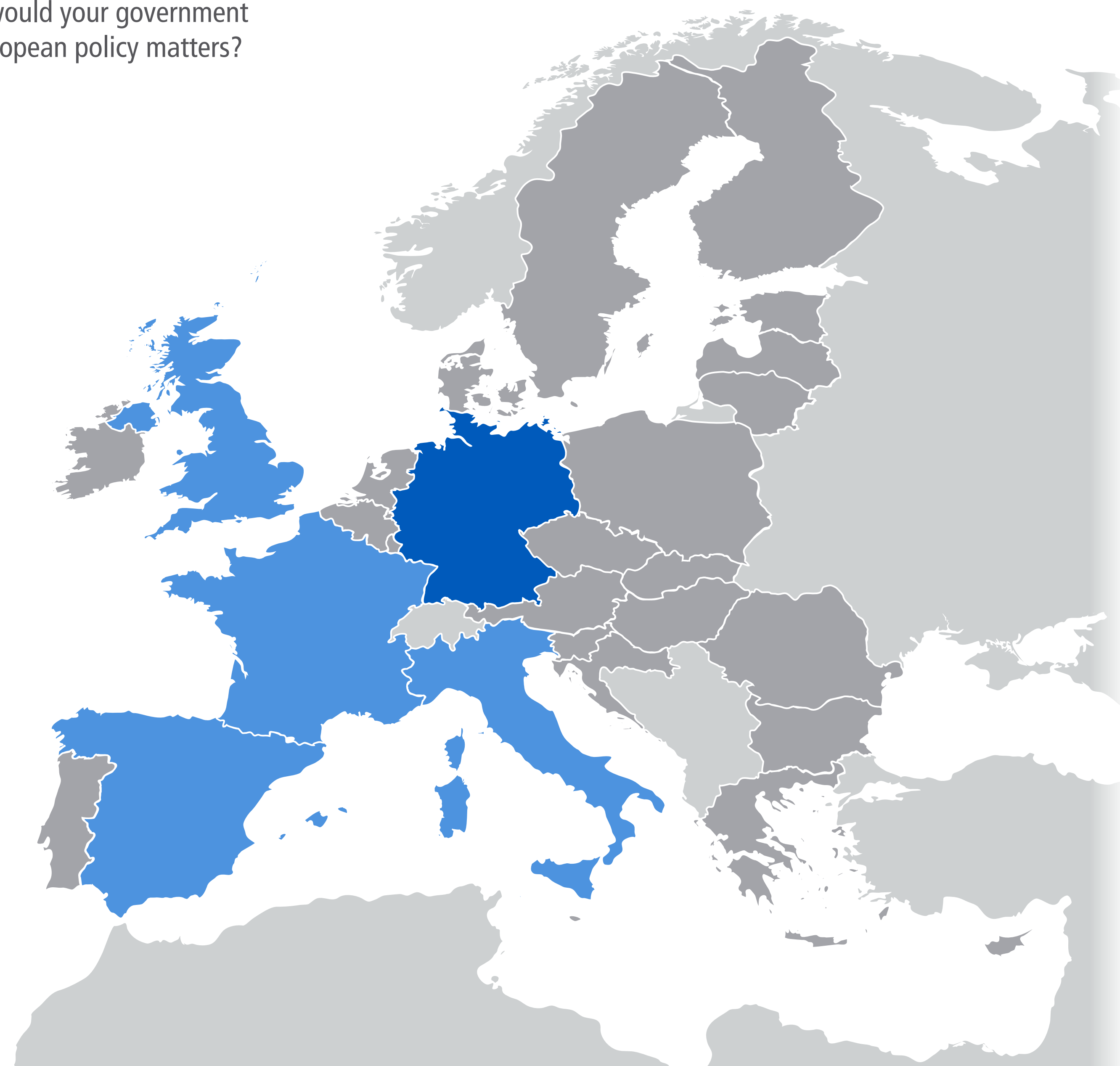
Rounded results. 0% shares not shown.

# Most Contacted Votes for Southern Seven by Southern Seven

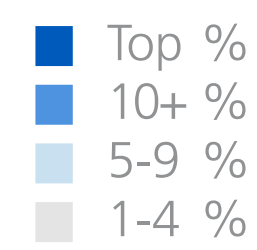
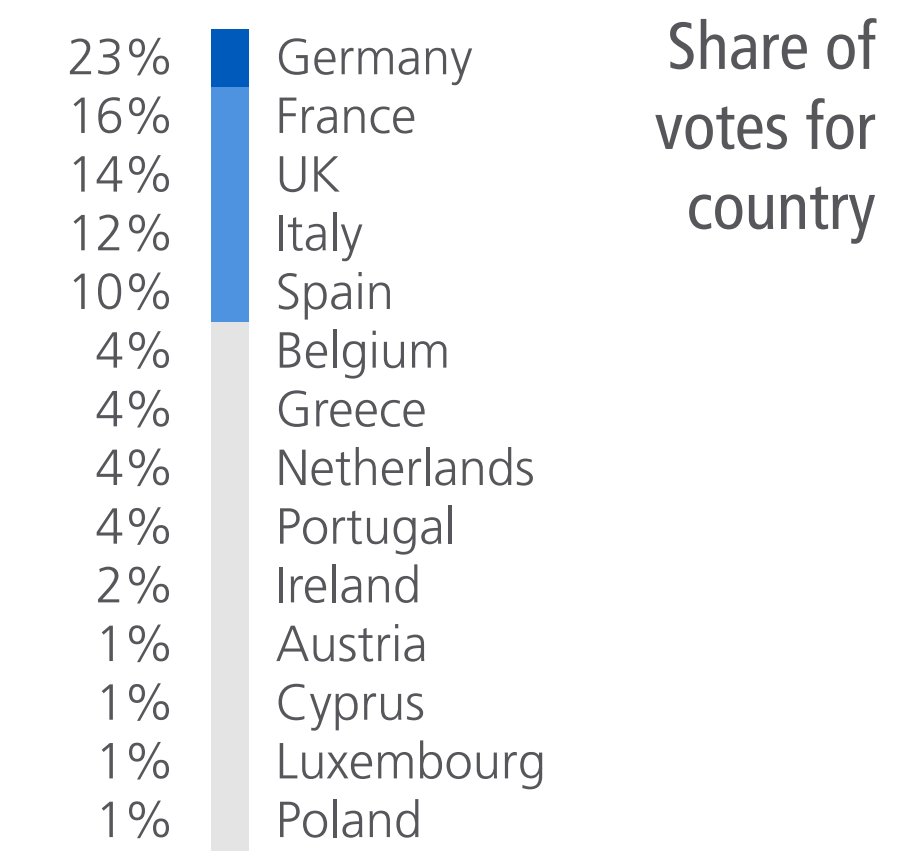
**Q1** "Which EU member state(s) would your government generally contact most on European policy matters? (select up to five)"

- |              |   |                       |                       |   |   |
|--------------|---|-----------------------|-----------------------|---|---|
| EU           | < | <input type="radio"/> | Affluent Seven        | < | > |
| Big Six      | < | >                     | <b>Southern Seven</b> | < | > |
| Founding Six | < | >                     | Visegrád Four         | < | > |
- 
- |          |   |   |                       |             |   |   |                       |
|----------|---|---|-----------------------|-------------|---|---|-----------------------|
| Austria  | < | > | <input type="radio"/> | Italy       | < | > | <input type="radio"/> |
| Belgium  | < | > | <input type="radio"/> | Latvia      | < | > | <input type="radio"/> |
| Bulgaria | < | > | <input type="radio"/> | Lithuania   | < | > | <input type="radio"/> |
| Croatia  | < | > | <input type="radio"/> | Luxembourg  | < | > | <input type="radio"/> |
| Cyprus   | < | > | <input type="radio"/> | Malta       | < | > | <input type="radio"/> |
| Czech R. | < | > | <input type="radio"/> | Netherlands | < | > | <input type="radio"/> |
| Denmark  | < | > | <input type="radio"/> | Poland      | < | > | <input type="radio"/> |
| Estonia  | < | > | <input type="radio"/> | Portugal    | < | > | <input type="radio"/> |
| Finland  | < | > | <input type="radio"/> | Romania     | < | > | <input type="radio"/> |
| France   | < | > | <input type="radio"/> | Slovakia    | < | > | <input type="radio"/> |
| Germany  | < | > | <input type="radio"/> | Slovenia    | < | > | <input type="radio"/> |
| Greece   | < | > | <input type="radio"/> | Spain       | < | > | <input type="radio"/> |
| Hungary  | < | > | <input type="radio"/> | Sweden      | < | > | <input type="radio"/> |
| Ireland  | < | > | <input type="radio"/> | UK          | < | > | <input type="radio"/> |

- Preferences Overview
- Most Contacted**
  - Shared Interests
  - Most Responsive
  - Most Disappointing
  - Commitment to Deeper Integration



Of 845 votes by 234 respondents, Germany received the most: 196



Rounded results. 0% shares not shown.



# Most Contacted Votes for Visegrád Four by Visegrád Four

**Q1** "Which EU member state(s) would your government generally contact most on European policy matters? (select up to five)"

- |              |   |                       |                      |   |   |
|--------------|---|-----------------------|----------------------|---|---|
| EU           | < | <input type="radio"/> | Affluent Seven       | < | > |
| Big Six      | < | >                     | Southern Seven       | < | > |
| Founding Six | < | >                     | <b>Visegrád Four</b> | < | > |
- 
- |          |   |   |                       |             |   |   |                       |
|----------|---|---|-----------------------|-------------|---|---|-----------------------|
| Austria  | < | > | <input type="radio"/> | Italy       | < | > | <input type="radio"/> |
| Belgium  | < | > | <input type="radio"/> | Latvia      | < | > | <input type="radio"/> |
| Bulgaria | < | > | <input type="radio"/> | Lithuania   | < | > | <input type="radio"/> |
| Croatia  | < | > | <input type="radio"/> | Luxembourg  | < | > | <input type="radio"/> |
| Cyprus   | < | > | <input type="radio"/> | Malta       | < | > | <input type="radio"/> |
| Czech R. | < | > | <input type="radio"/> | Netherlands | < | > | <input type="radio"/> |
| Denmark  | < | > | <input type="radio"/> | Poland      | < | > | <input type="radio"/> |
| Estonia  | < | > | <input type="radio"/> | Portugal    | < | > | <input type="radio"/> |
| Finland  | < | > | <input type="radio"/> | Romania     | < | > | <input type="radio"/> |
| France   | < | > | <input type="radio"/> | Slovakia    | < | > | <input type="radio"/> |
| Germany  | < | > | <input type="radio"/> | Slovenia    | < | > | <input type="radio"/> |
| Greece   | < | > | <input type="radio"/> | Spain       | < | > | <input type="radio"/> |
| Hungary  | < | > | <input type="radio"/> | Sweden      | < | > | <input type="radio"/> |
| Ireland  | < | > | <input type="radio"/> | UK          | < | > | <input type="radio"/> |

## Preferences Overview


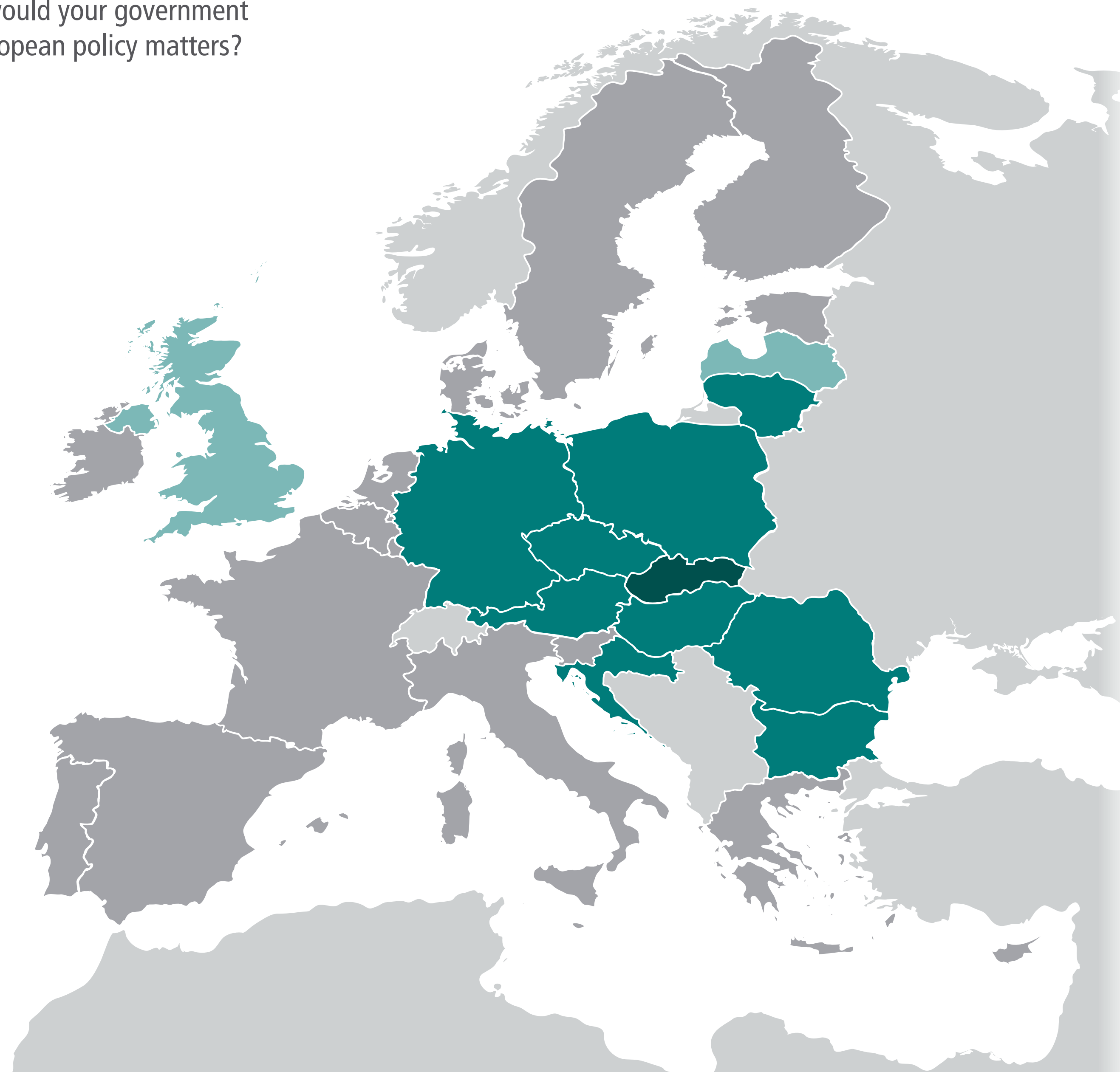
### Most Contacted

Shared Interests

Most Responsive

Most Disappointing

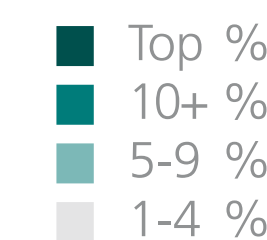
Commitment to Deeper Integration



Of 3377 votes by 877 respondents, Visegrád 4 received 416 (12.3%)

53%	■	Visegrád 4	Share of votes by group
12%	■	Big 6	
4%	■	Affluent 7	
4%	■	Founding 6	
2%	■	Southern 7	

63%	■	Slovakia	Share of votes by country
57%	■	Hungary	
49%	■	Poland	
47%	■	Czech Rep.	
20%	■	Austria	
20%	■	Croatia	
17%	■	Romania	
15%	■	Lithuania	
12%	■	Germany	
11%	■	Bulgaria	
9%	■	UK	
8%	■	Latvia	
4%	■	France	
4%	■	Slovenia	
3%	■	Belgium	
3%	■	Denmark	
3%	■	Estonia	
3%	■	Portugal	
2%	■	Sweden	
1%	■	Italy	
1%	■	Netherlands	
1%	■	Spain	



Rounded results. 0% shares not shown.

# Most Contacted Votes for Visegrád Four by Visegrád Four

**Q1** "Which EU member state(s) would your government generally contact most on European policy matters? (select up to five)"

- |              |   |                       |                      |   |             |
|--------------|---|-----------------------|----------------------|---|-------------|
| EU           | < | <input type="radio"/> | Affluent Seven       | < | >           |
| Big Six      | < | >                     | Southern Seven       | < | >           |
| Founding Six | < | >                     | <b>Visegrád Four</b> | < | <b>&gt;</b> |
- 
- |          |   |   |                       |             |   |   |                       |
|----------|---|---|-----------------------|-------------|---|---|-----------------------|
| Austria  | < | > | <input type="radio"/> | Italy       | < | > | <input type="radio"/> |
| Belgium  | < | > | <input type="radio"/> | Latvia      | < | > | <input type="radio"/> |
| Bulgaria | < | > | <input type="radio"/> | Lithuania   | < | > | <input type="radio"/> |
| Croatia  | < | > | <input type="radio"/> | Luxembourg  | < | > | <input type="radio"/> |
| Cyprus   | < | > | <input type="radio"/> | Malta       | < | > | <input type="radio"/> |
| Czech R. | < | > | <input type="radio"/> | Netherlands | < | > | <input type="radio"/> |
| Denmark  | < | > | <input type="radio"/> | Poland      | < | > | <input type="radio"/> |
| Estonia  | < | > | <input type="radio"/> | Portugal    | < | > | <input type="radio"/> |
| Finland  | < | > | <input type="radio"/> | Romania     | < | > | <input type="radio"/> |
| France   | < | > | <input type="radio"/> | Slovakia    | < | > | <input type="radio"/> |
| Germany  | < | > | <input type="radio"/> | Slovenia    | < | > | <input type="radio"/> |
| Greece   | < | > | <input type="radio"/> | Spain       | < | > | <input type="radio"/> |
| Hungary  | < | > | <input type="radio"/> | Sweden      | < | > | <input type="radio"/> |
| Ireland  | < | > | <input type="radio"/> | UK          | < | > | <input type="radio"/> |

## Preferences Overview

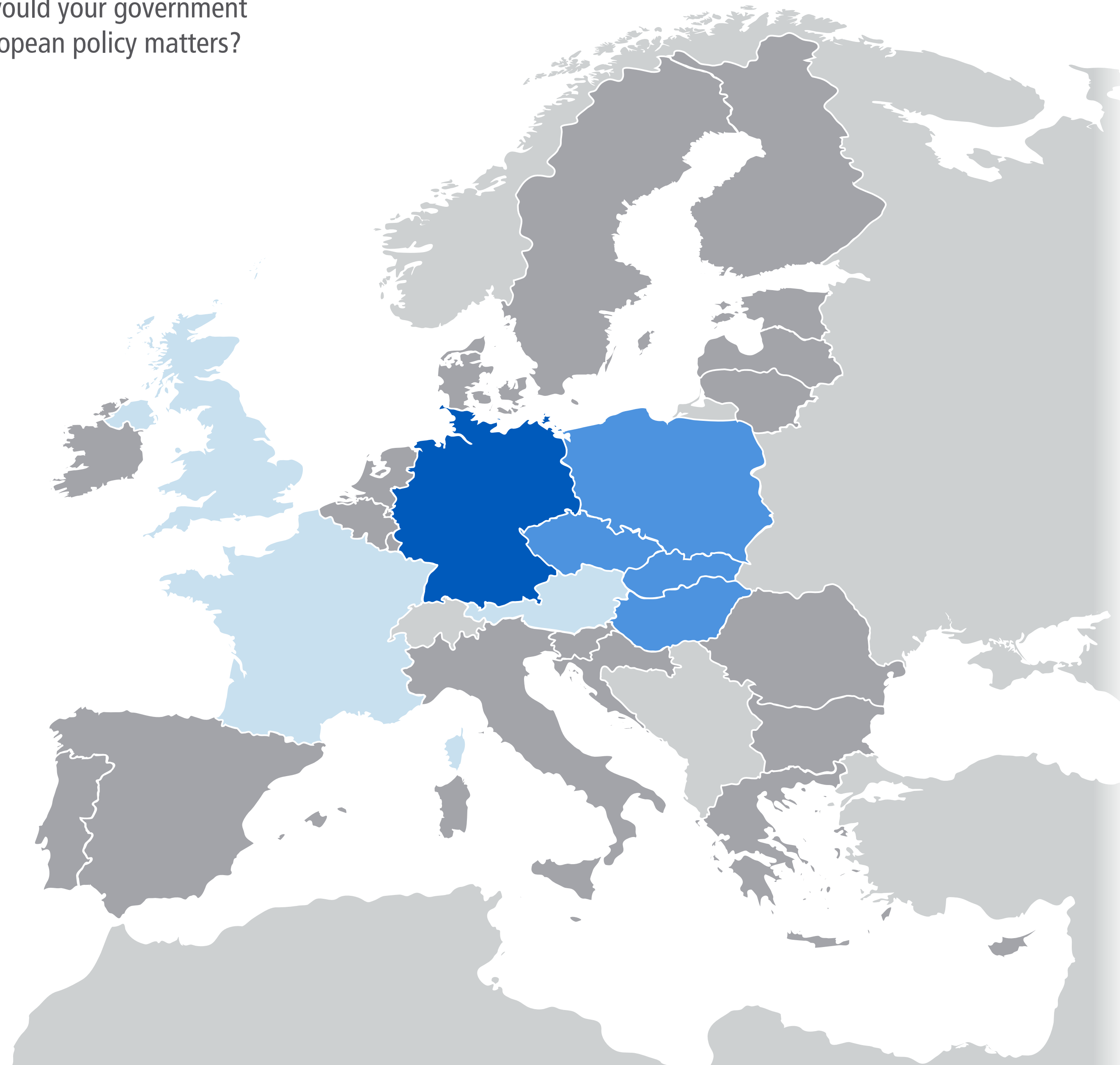
### Most Contacted

Shared Interests

Most Responsive

Most Disappointing

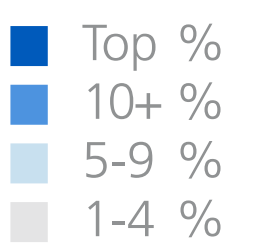
Commitment to Deeper Integration



Of 475 votes by 119 respondents, Germany received the most: 87

53%	Visegrád 4	Share of votes for group
43%	Big 6	
26%	Founding 6	
11%	Affluent 7	
7%	Southern 7	

18%	Germany	Share of votes for country
15%	Hungary	
13%	Czech Rep.	
12%	Poland	
12%	Slovakia	
7%	Austria	
7%	UK	
6%	France	
2%	Sweden	
1%	Lithuania	
1%	Netherlands	
1%	Romania	



Rounded results. 0% shares not shown.

# Most Contacted Votes for Austria by Austria Network

**Q1** "Which EU member state(s) would your government generally contact most on European policy matters? (select up to five)"

- |              |   |                       |                |   |   |
|--------------|---|-----------------------|----------------|---|---|
| EU           | < | <input type="radio"/> | Affluent Seven | < | > |
| Big Six      | < | >                     | Southern Seven | < | > |
| Founding Six | < | >                     | Visegrád Four  | < | > |
- 
- |          |   |                                     |                          |             |   |   |                          |
|----------|---|-------------------------------------|--------------------------|-------------|---|---|--------------------------|
| Austria  | < | <input checked="" type="checkbox"/> | >                        | Italy       | < | > | <input type="checkbox"/> |
| Belgium  | < | >                                   | <input type="checkbox"/> | Latvia      | < | > | <input type="checkbox"/> |
| Bulgaria | < | >                                   | <input type="checkbox"/> | Lithuania   | < | > | <input type="checkbox"/> |
| Croatia  | < | >                                   | <input type="checkbox"/> | Luxembourg  | < | > | <input type="checkbox"/> |
| Cyprus   | < | >                                   | <input type="checkbox"/> | Malta       | < | > | <input type="checkbox"/> |
| Czech R. | < | >                                   | <input type="checkbox"/> | Netherlands | < | > | <input type="checkbox"/> |
| Denmark  | < | >                                   | <input type="checkbox"/> | Poland      | < | > | <input type="checkbox"/> |
| Estonia  | < | >                                   | <input type="checkbox"/> | Portugal    | < | > | <input type="checkbox"/> |
| Finland  | < | >                                   | <input type="checkbox"/> | Romania     | < | > | <input type="checkbox"/> |
| France   | < | >                                   | <input type="checkbox"/> | Slovakia    | < | > | <input type="checkbox"/> |
| Germany  | < | >                                   | <input type="checkbox"/> | Slovenia    | < | > | <input type="checkbox"/> |
| Greece   | < | >                                   | <input type="checkbox"/> | Spain       | < | > | <input type="checkbox"/> |
| Hungary  | < | >                                   | <input type="checkbox"/> | Sweden      | < | > | <input type="checkbox"/> |
| Ireland  | < | >                                   | <input type="checkbox"/> | UK          | < | > | <input type="checkbox"/> |

Preferences Overview


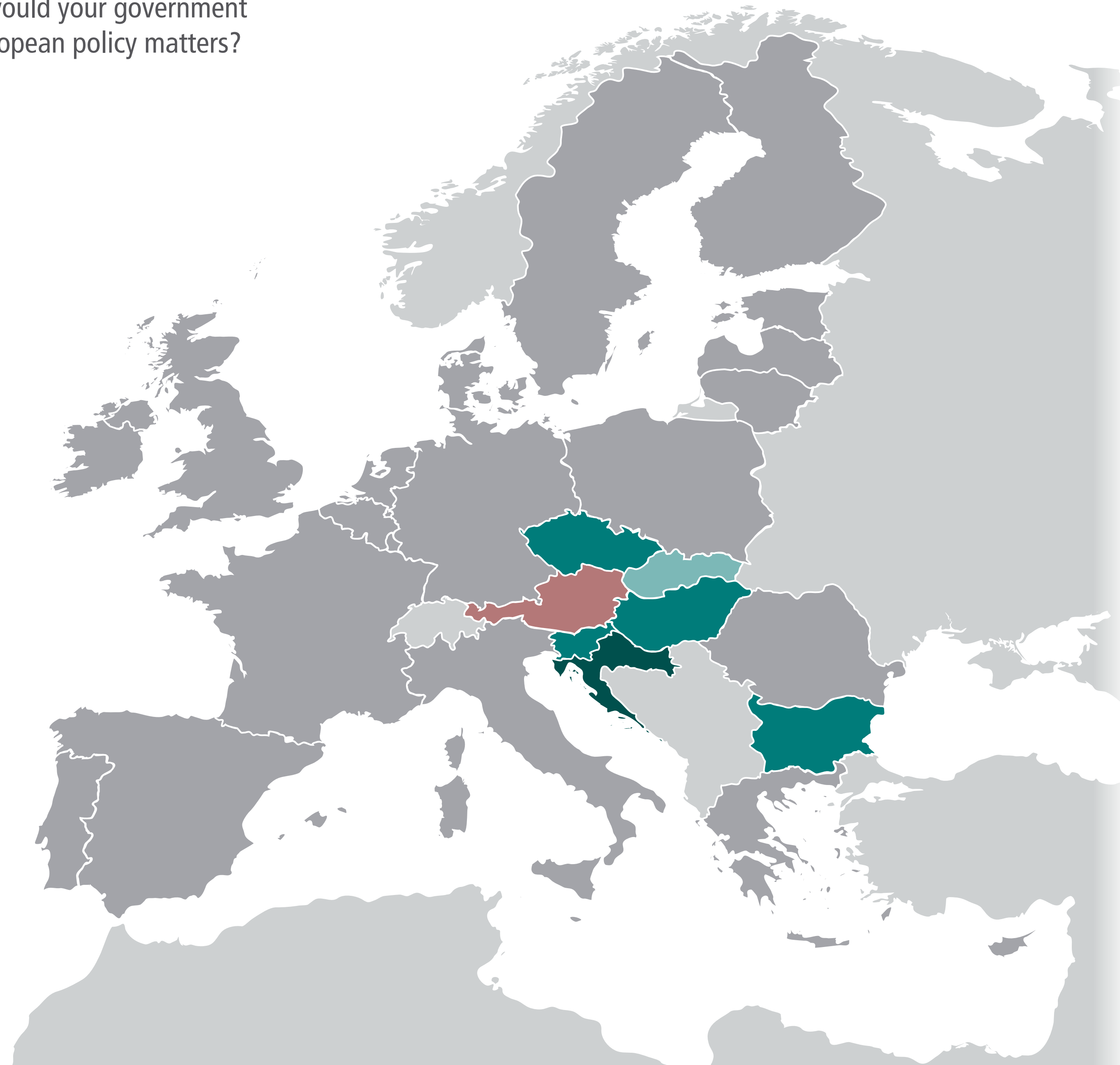
**Most Contacted**

Shared Interests

Most Responsive

Most Disappointing

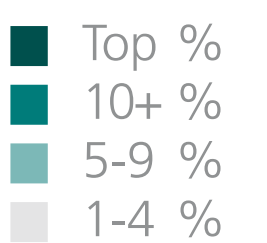
Commitment to Deeper Integration



Of 3377 votes by 877 respondents, Austria received 109 (3.2%)

7%	Visegrád 4	Share of votes by group
2%	Founding 6	
1%	Affluent 7	
1%	Big 6	
1%	Southern 7	

24%	Croatia	Share of votes by country
16%	Hungary	
12%	Czech Rep.	
11%	Bulgaria	
11%	Slovenia	
7%	Slovakia	
4%	Germany	
3%	Malta	
2%	Cyprus	
2%	Finland	
2%	Italy	
2%	Romania	
1%	France	
1%	Ireland	
1%	Latvia	
1%	Netherlands	
1%	Portugal	
1%	Sweden	



Rounded results. 0% shares not shown.



# Most Contacted Votes for Austria by Austria Network

**Q1** "Which EU member state(s) would your government generally contact most on European policy matters? (select up to five)"

- EU  Affluent Seven
- Big Six  Southern Seven
- Founding Six  Visegrád Four

- Austria  Italy
- Belgium  Latvia
- Bulgaria  Lithuania
- Croatia  Luxembourg
- Cyprus  Malta
- Czech R.  Netherlands
- Denmark  Poland
- Estonia  Portugal
- Finland  Romania
- France  Slovakia
- Germany  Slovenia
- Greece  Spain
- Hungary  Sweden
- Ireland  UK

## Preferences Overview

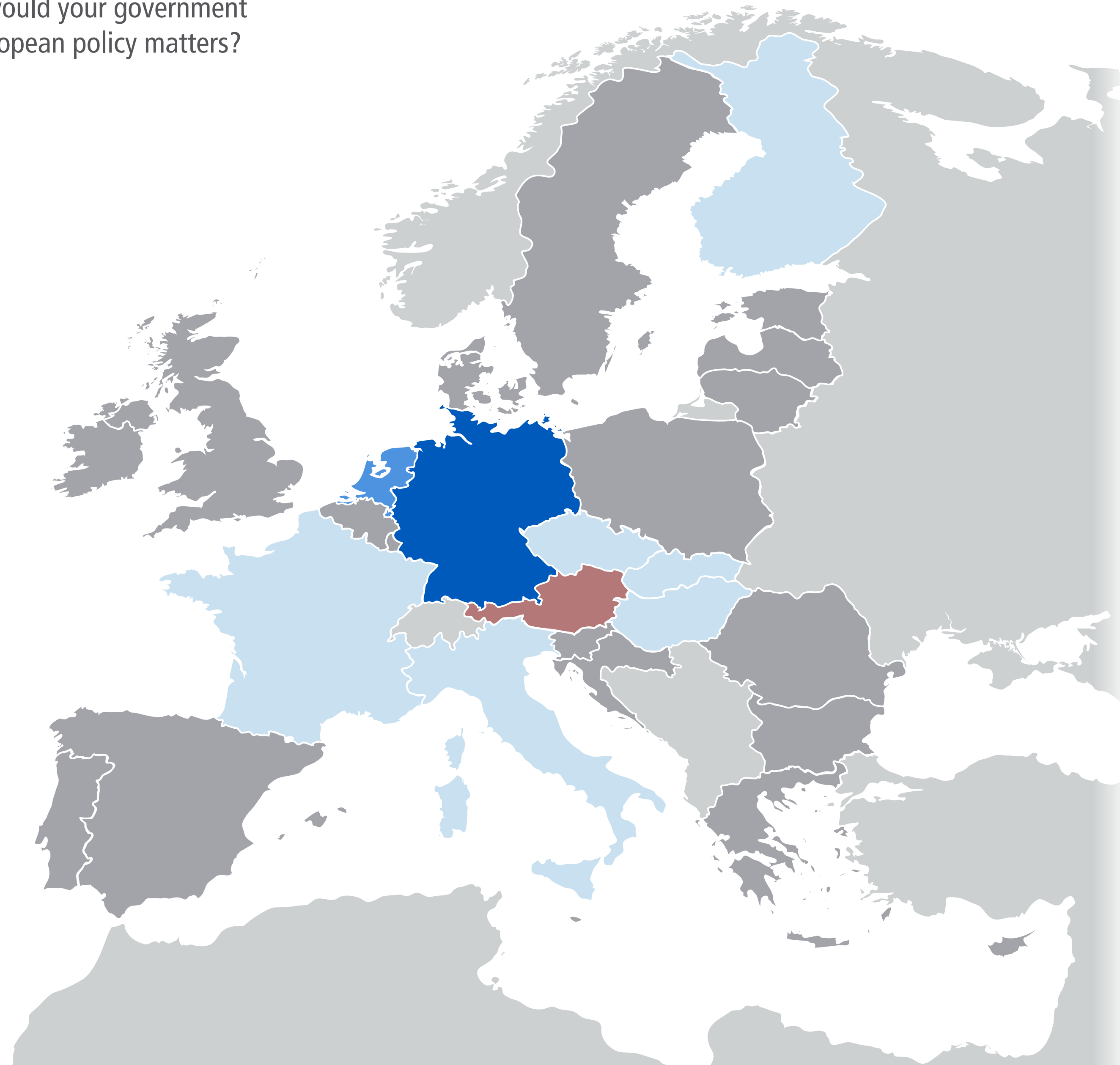
### Most Contacted

Shared Interests

Most Responsive

Most Disappointing

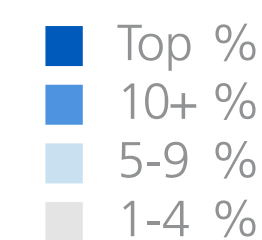
Commitment to Deeper Integration



Of 93 votes by 24 respondents, Germany received the most: 23

Group	Share of votes
Founding 6	58%
Big 6	44%
Affluent 7	26%
Visegrád 4	20%
Southern 7	17%

Country	Share of votes
Germany	25%
Netherlands	11%
Italy	9%
Czech Rep.	8%
France	8%
Hungary	6%
Finland	5%
Slovakia	5%
Luxembourg	4%
Ireland	3%
Slovenia	3%
Sweden	3%
Belgium	2%
Bulgaria	2%
UK	2%
Croatia	1%
Cyprus	1%
Poland	1%



Rounded results. 0% shares not shown.

# Most Contacted Votes for Austria by Austria Network

Q1 "Which EU member state(s) would your government generally contact most on European policy matters? (select up to five)"

EU	<	○	Affluent Seven	<	>		
Big Six	<	>	Southern Seven	<	>		
Founding Six	<	>	Visegrád Four	<	>		
Austria	<	>	●	Italy	<	>	○
Belgium	<	>	○	Latvia	<	>	○
Bulgaria	<	>	○	Lithuania	<	>	○
Croatia	<	>	○	Luxembourg	<	>	○
Cyprus	<	>	○	Malta	<	>	○
Czech R.	<	>	○	Netherlands	<	>	○
Denmark	<	>	○	Poland	<	>	○
Estonia	<	>	○	Portugal	<	>	○
Finland	<	>	○	Romania	<	>	○
France	<	>	○	Slovakia	<	>	○
Germany	<	>	○	Slovenia	<	>	○
Greece	<	>	○	Spain	<	>	○
Hungary	<	>	○	Sweden	<	>	○
Ireland	<	>	○	UK	<	>	○

Preferences Overview

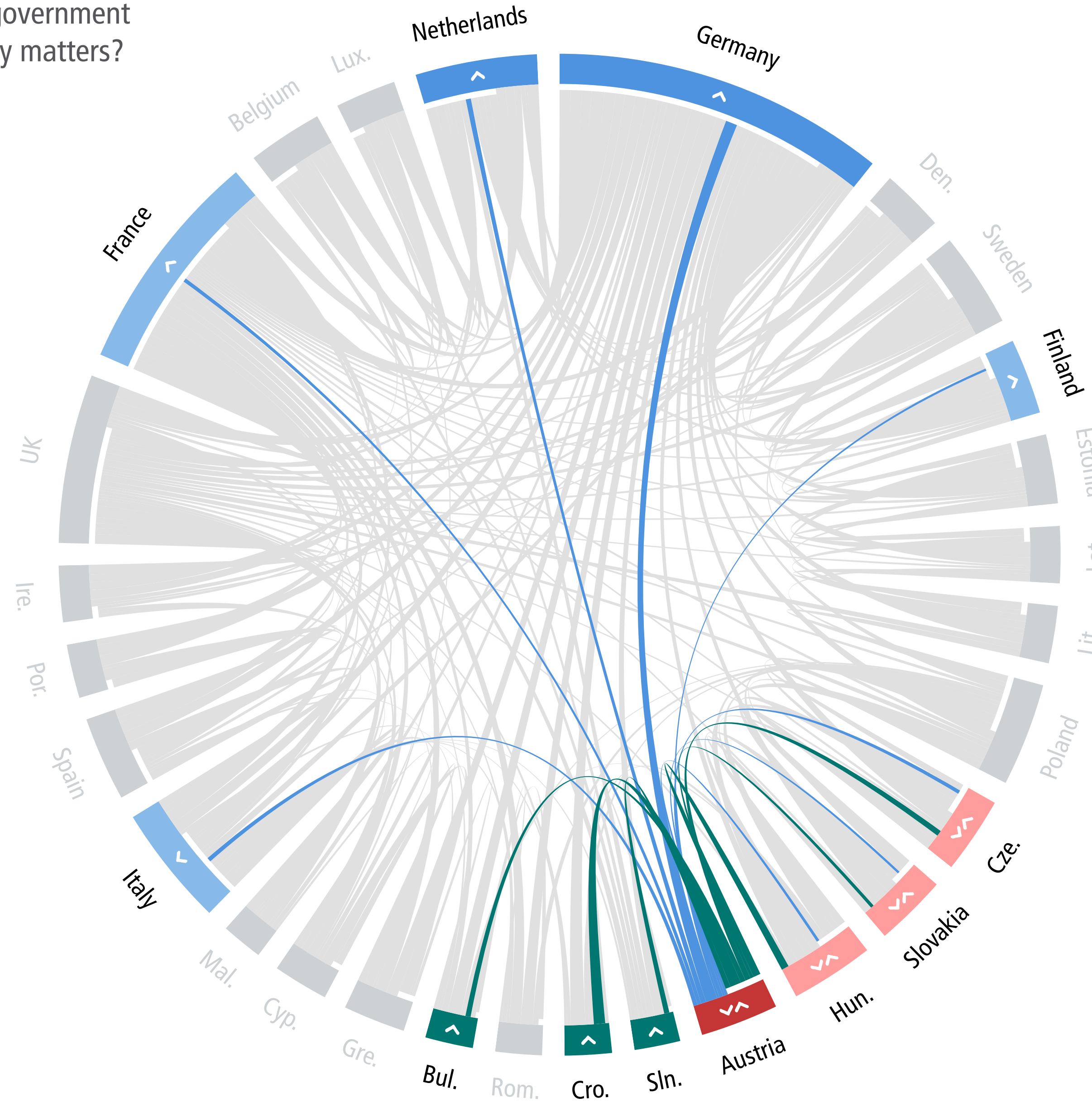
Most Contacted

Shared Interests

Most Responsive

Most Disappointing

Commitment to Deeper Integration



Shared votes

stronger share weaker share

Hun 16%	Aut 6%	●
Cze 12%	Aut 8%	●
Slk 7%	Aut 5%	●

Lopsided votes

Only sending to

25%	Germany
11%	Netherlands
9%	Italy
8%	France
5%	Finland

Only receiving from

24%	Croatia
11%	Bulgaria
11%	Slovenia

Rounded results. Shares below 5% not shown.



# Most Contacted Votes for Belgium by Belgium Network

**Q1** "Which EU member state(s) would your government generally contact most on European policy matters? (select up to five)"

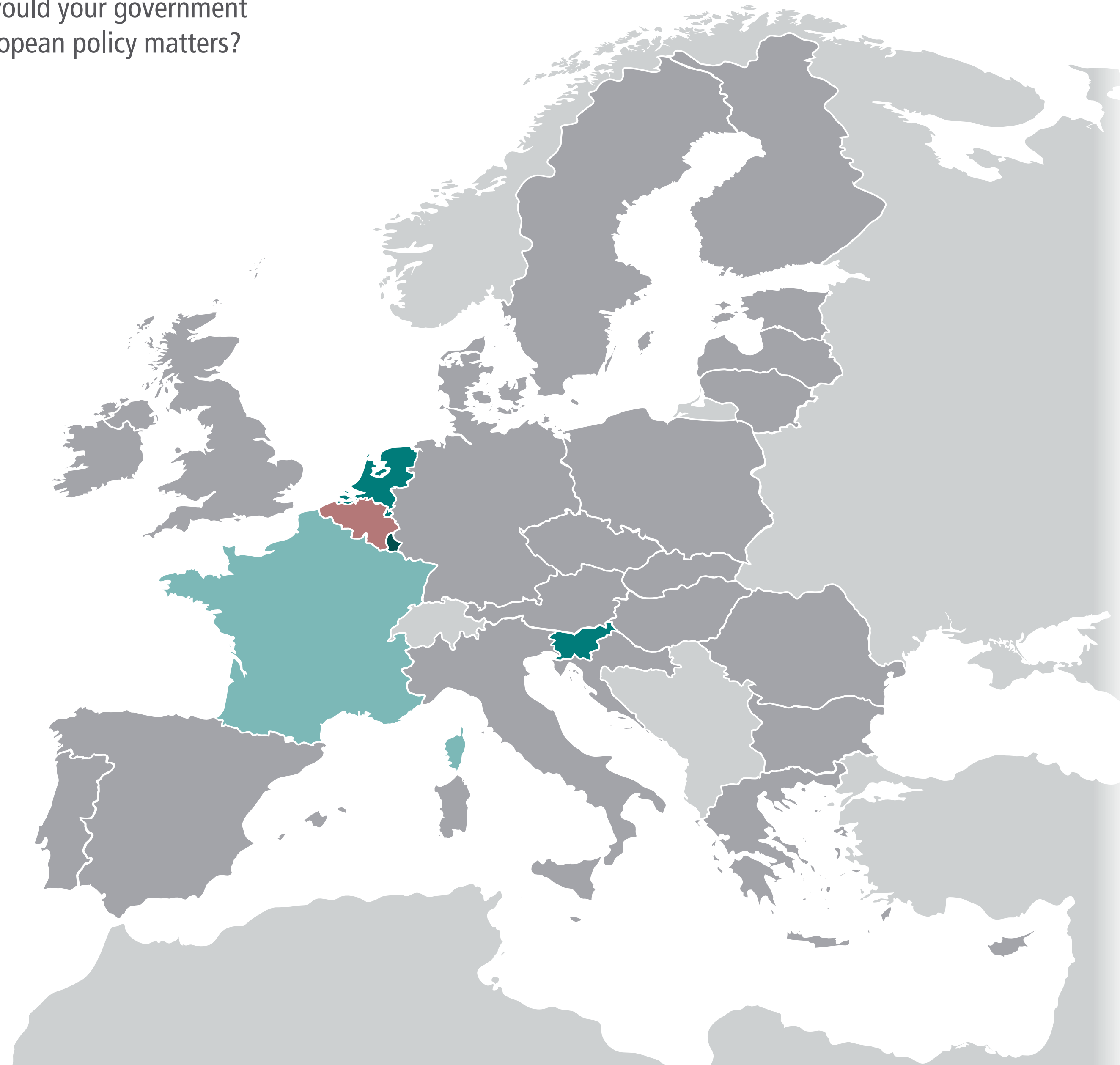
EU	<	<input type="radio"/>	Affluent Seven	<	>
Big Six	<	>	Southern Seven	<	>
Founding Six	<	>	Visegrád Four	<	>

---

Austria	<	>	<input type="radio"/>	Italy	<	>	<input type="radio"/>
<b>Belgium</b>	<	>	<input checked="" type="radio"/>	Latvia	<	>	<input type="radio"/>
Bulgaria	<	>	<input type="radio"/>	Lithuania	<	>	<input type="radio"/>
Croatia	<	>	<input type="radio"/>	Luxembourg	<	>	<input type="radio"/>
Cyprus	<	>	<input type="radio"/>	Malta	<	>	<input type="radio"/>
Czech R.	<	>	<input type="radio"/>	Netherlands	<	>	<input type="radio"/>
Denmark	<	>	<input type="radio"/>	Poland	<	>	<input type="radio"/>
Estonia	<	>	<input type="radio"/>	Portugal	<	>	<input type="radio"/>
Finland	<	>	<input type="radio"/>	Romania	<	>	<input type="radio"/>
France	<	>	<input type="radio"/>	Slovakia	<	>	<input type="radio"/>
Germany	<	>	<input type="radio"/>	Slovenia	<	>	<input type="radio"/>
Greece	<	>	<input type="radio"/>	Spain	<	>	<input type="radio"/>
Hungary	<	>	<input type="radio"/>	Sweden	<	>	<input type="radio"/>
Ireland	<	>	<input type="radio"/>	UK	<	>	<input type="radio"/>

## Preferences Overview

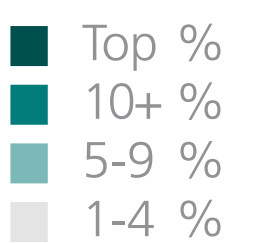
- Most Contacted**
- Shared Interests
- Most Responsive
- Most Disappointing
- Commitment to Deeper Integration



Of 3377 votes by 877 respondents, Belgium received 113 (3.3%)

8%	Founding 6	Share of votes by group
6%	Affluent 7	
4%	Southern 7	
3%	Big 6	

21%	Luxembourg	Share of votes by country
20%	Netherlands	
10%	Slovenia	
9%	France	
4%	Estonia	
3%	Germany	
3%	Latvia	
3%	Malta	
2%	Austria	
2%	Denmark	
2%	Ireland	
2%	Italy	
2%	UK	
1%	Bulgaria	
1%	Portugal	
1%	Romania	
1%	Spain	
1%	Sweden	



Rounded results. 0% shares not shown.



# Most Contacted Votes for Belgium by Belgium Network

**Q1** "Which EU member state(s) would your government generally contact most on European policy matters? (select up to five)"

- EU  Affluent Seven
- Big Six  Southern Seven
- Founding Six  Visegrád Four

- |   |                                   |
|---|-----------------------------------|
| Austria <input type="radio"/>                   | Italy <input type="radio"/>       |
| <b>Belgium</b> <input checked="" type="radio"/> | Latvia <input type="radio"/>      |
| Bulgaria <input type="radio"/>                  | Lithuania <input type="radio"/>   |
| Croatia <input type="radio"/>                   | Luxembourg <input type="radio"/>  |
| Cyprus <input type="radio"/>                    | Malta <input type="radio"/>       |
| Czech R. <input type="radio"/>                  | Netherlands <input type="radio"/> |
| Denmark <input type="radio"/>                   | Poland <input type="radio"/>      |
| Estonia <input type="radio"/>                   | Portugal <input type="radio"/>    |
| Finland <input type="radio"/>                   | Romania <input type="radio"/>     |
| France <input type="radio"/>                    | Slovakia <input type="radio"/>    |
| Germany <input type="radio"/>                   | Slovenia <input type="radio"/>    |
| Greece <input type="radio"/>                    | Spain <input type="radio"/>       |
| Hungary <input type="radio"/>                   | Sweden <input type="radio"/>      |
| Ireland <input type="radio"/>                   | UK <input type="radio"/>          |

Preferences Overview

**Most Contacted**

Shared Interests

Most Responsive

Most Disappointing

Commitment to Deeper Integration



Of 78 votes by 20 respondents, France received the most: 18

86%	Founding 6	Share of votes for group
63%	Big 6	
37%	Affluent 7	
33%	Southern 7	
3%	Visegrád 4	

23%	France	Share of votes for country
21%	Germany	
19%	Netherlands	
15%	Luxembourg	
8%	Italy	
6%	UK	
3%	Poland	
3%	Spain	
3%	Sweden	

- Top %
- 10+ %
- 5-9 %
- 1-4 %

Rounded results. 0% shares not shown.

# Most Contacted Votes for Belgium by Belgium Network

Q1 "Which EU member state(s) would your government generally contact most on European policy matters? (select up to five)"

EU	<	○	Affluent Seven	<	>		
Big Six	<	>	Southern Seven	<	>		
Founding Six	<	>	Visegrád Four	<	>		
Austria	<	>	○	Italy	<	>	○
<b>Belgium</b>	<	>	●	Latvia	<	>	○
Bulgaria	<	>	○	Lithuania	<	>	○
Croatia	<	>	○	Luxembourg	<	>	○
Cyprus	<	>	○	Malta	<	>	○
Czech R.	<	>	○	Netherlands	<	>	○
Denmark	<	>	○	Poland	<	>	○
Estonia	<	>	○	Portugal	<	>	○
Finland	<	>	○	Romania	<	>	○
France	<	>	○	Slovakia	<	>	○
Germany	<	>	○	Slovenia	<	>	○
Greece	<	>	○	Spain	<	>	○
Hungary	<	>	○	Sweden	<	>	○
Ireland	<	>	○	UK	<	>	○

Preferences Overview

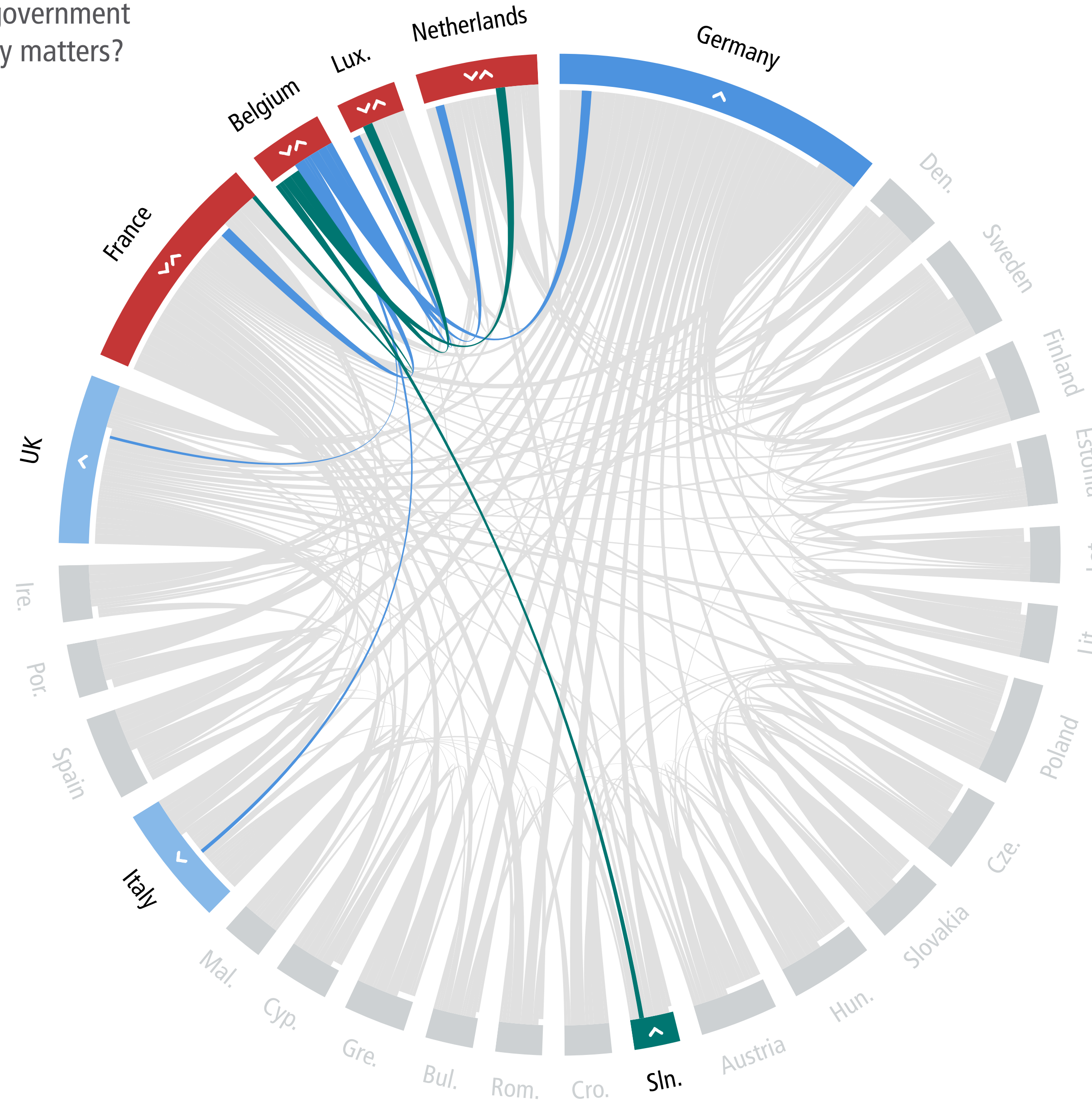
**Most Contacted**

Shared Interests

Most Responsive

Most Disappointing

Commitment to Deeper Integration



Shared votes

stronger share weaker share

Net 20% Bel 19%  
Lux 21% Bel 15%  
Bel 23% Fra 9%

Lopsided votes

Only sending to

21% Germany  
8% Italy  
6% UK

Only receiving from

10% Slovenia

Rounded results. Shares below 5% not shown.



# Most Contacted Votes for Bulgaria by Bulgaria Network

Q1

“Which EU member state(s) would your government generally contact most on European policy matters? (select up to five)”

EU  Affluent Seven   
 Big Six  Southern Seven   
 Founding Six  Visegrád Four

Austria <input type="radio"/>	Italy <input type="radio"/>
Belgium <input type="radio"/>	Latvia <input type="radio"/>
<b>Bulgaria</b> <input checked="" type="radio"/>	Lithuania <input type="radio"/>
Croatia <input type="radio"/>	Luxembourg <input type="radio"/>
Cyprus <input type="radio"/>	Malta <input type="radio"/>
Czech R. <input type="radio"/>	Netherlands <input type="radio"/>
Denmark <input type="radio"/>	Poland <input type="radio"/>
Estonia <input type="radio"/>	Portugal <input type="radio"/>
Finland <input type="radio"/>	Romania <input type="radio"/>
France <input type="radio"/>	Slovakia <input type="radio"/>
Germany <input type="radio"/>	Slovenia <input type="radio"/>
Greece <input type="radio"/>	Spain <input type="radio"/>
Hungary <input type="radio"/>	Sweden <input type="radio"/>
Ireland <input type="radio"/>	UK <input type="radio"/>

Preferences Overview

**Most Contacted**

Shared Interests

Most Responsive

Most Disappointing

Commitment to Deeper Integration



Of 3377 votes by 877 respondents, Bulgaria received 10 (0.3%)

Share of votes by group

6% Romania  
 2% Austria  
 1% Hungary  
 1% Sweden

Share of votes by country

■ Top %  
 ■ 10+ %  
 ■ 5-9 %  
 ■ 1-4 %

Rounded results. 0% shares not shown.



# Most Contacted Votes for Bulgaria by Bulgaria Network

**Q1** "Which EU member state(s) would your government generally contact most on European policy matters? (select up to five)"

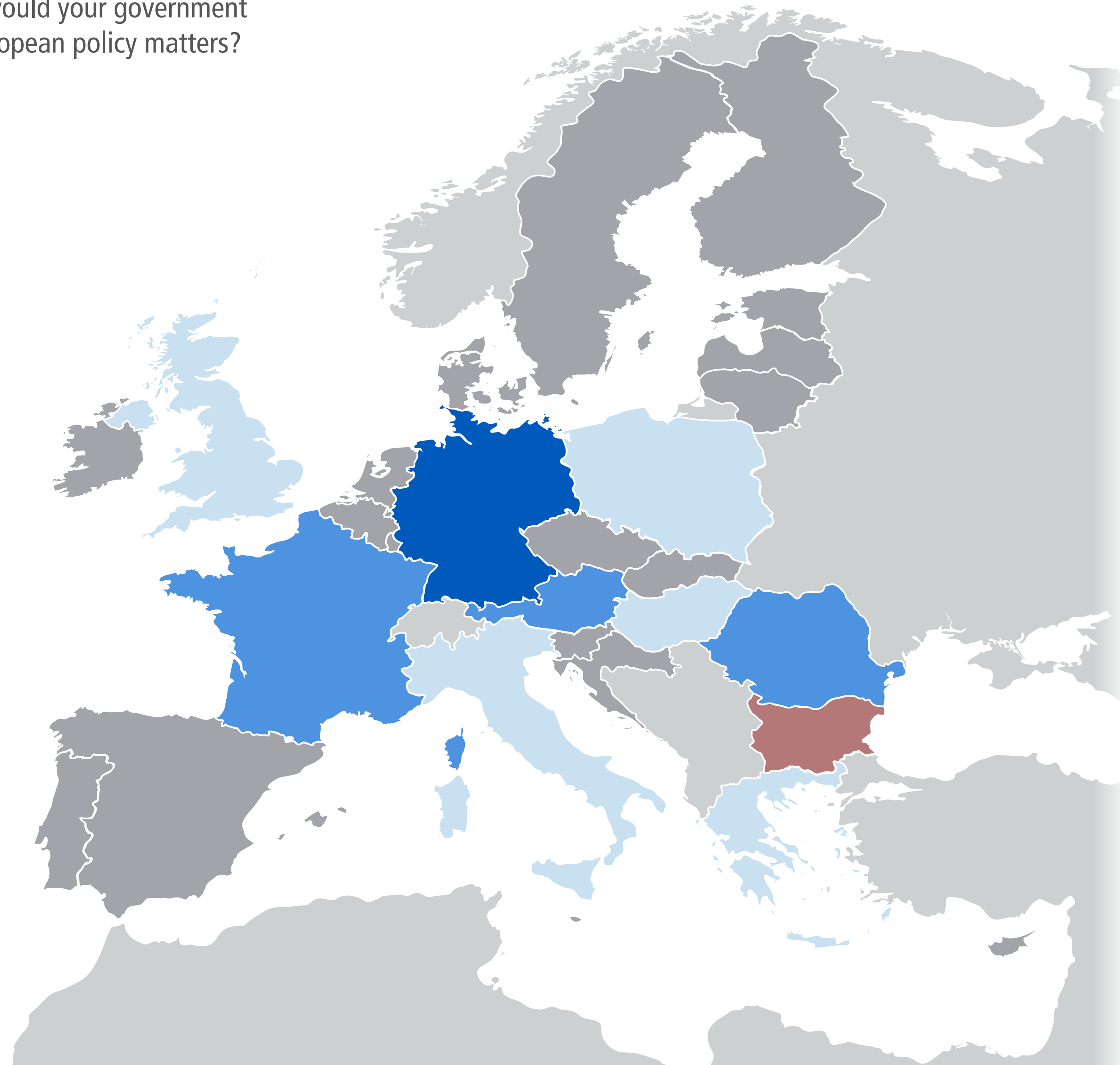
EU	<	<input type="radio"/>	Affluent Seven	<	>
Big Six	<	>	Southern Seven	<	>
Founding Six	<	>	Visegrád Four	<	>

---

Austria	<	>	<input type="radio"/>	Italy	<	>	<input type="radio"/>
Belgium	<	>	<input type="radio"/>	Latvia	<	>	<input type="radio"/>
<b>Bulgaria</b>	<	>	<input checked="" type="radio"/>	Lithuania	<	>	<input type="radio"/>
Croatia	<	>	<input type="radio"/>	Luxembourg	<	>	<input type="radio"/>
Cyprus	<	>	<input type="radio"/>	Malta	<	>	<input type="radio"/>
Czech R.	<	>	<input type="radio"/>	Netherlands	<	>	<input type="radio"/>
Denmark	<	>	<input type="radio"/>	Poland	<	>	<input type="radio"/>
Estonia	<	>	<input type="radio"/>	Portugal	<	>	<input type="radio"/>
Finland	<	>	<input type="radio"/>	Romania	<	>	<input type="radio"/>
France	<	>	<input type="radio"/>	Slovakia	<	>	<input type="radio"/>
Germany	<	>	<input type="radio"/>	Slovenia	<	>	<input type="radio"/>
Greece	<	>	<input type="radio"/>	Spain	<	>	<input type="radio"/>
Hungary	<	>	<input type="radio"/>	Sweden	<	>	<input type="radio"/>
Ireland	<	>	<input type="radio"/>	UK	<	>	<input type="radio"/>

## Preferences Overview

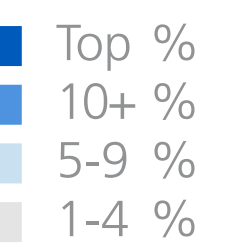
- Most Contacted**
- Shared Interests
- Most Responsive
- Most Disappointing
- Commitment to Deeper Integration



Of 208 votes by 61 respondents, Germany received the most: 60

59%	Big 6	Share of votes for group
53%	Founding 6	
27%	Southern 7	
16%	Affluent 7	
11%	Visegrád 4	

29%	Germany	Share of votes for country
14%	France	
11%	Austria	
10%	Romania	
7%	Greece	
5%	Hungary	
5%	Italy	
5%	Poland	
5%	UK	
5%	Netherlands	
3%	Croatia	
1%	Belgium	
1%	Spain	



Rounded results. 0% shares not shown.

# Most Contacted Votes for Bulgaria by Bulgaria Network

Q1 "Which EU member state(s) would your government generally contact most on European policy matters? (select up to five)"

EU	<	○	Affluent Seven	<	>		
Big Six	<	>	Southern Seven	<	>		
Founding Six	<	>	Visegrád Four	<	>		
Austria	<	>	○	Italy	<	>	○
Belgium	<	>	○	Latvia	<	>	○
<b>Bulgaria</b>	<	>	●	Lithuania	<	>	○
Croatia	<	>	○	Luxembourg	<	>	○
Cyprus	<	>	○	Malta	<	>	○
Czech R.	<	>	○	Netherlands	<	>	○
Denmark	<	>	○	Poland	<	>	○
Estonia	<	>	○	Portugal	<	>	○
Finland	<	>	○	Romania	<	>	○
France	<	>	○	Slovakia	<	>	○
Germany	<	>	○	Slovenia	<	>	○
Greece	<	>	○	Spain	<	>	○
Hungary	<	>	○	Sweden	<	>	○
Ireland	<	>	○	UK	<	>	○

Preferences Overview

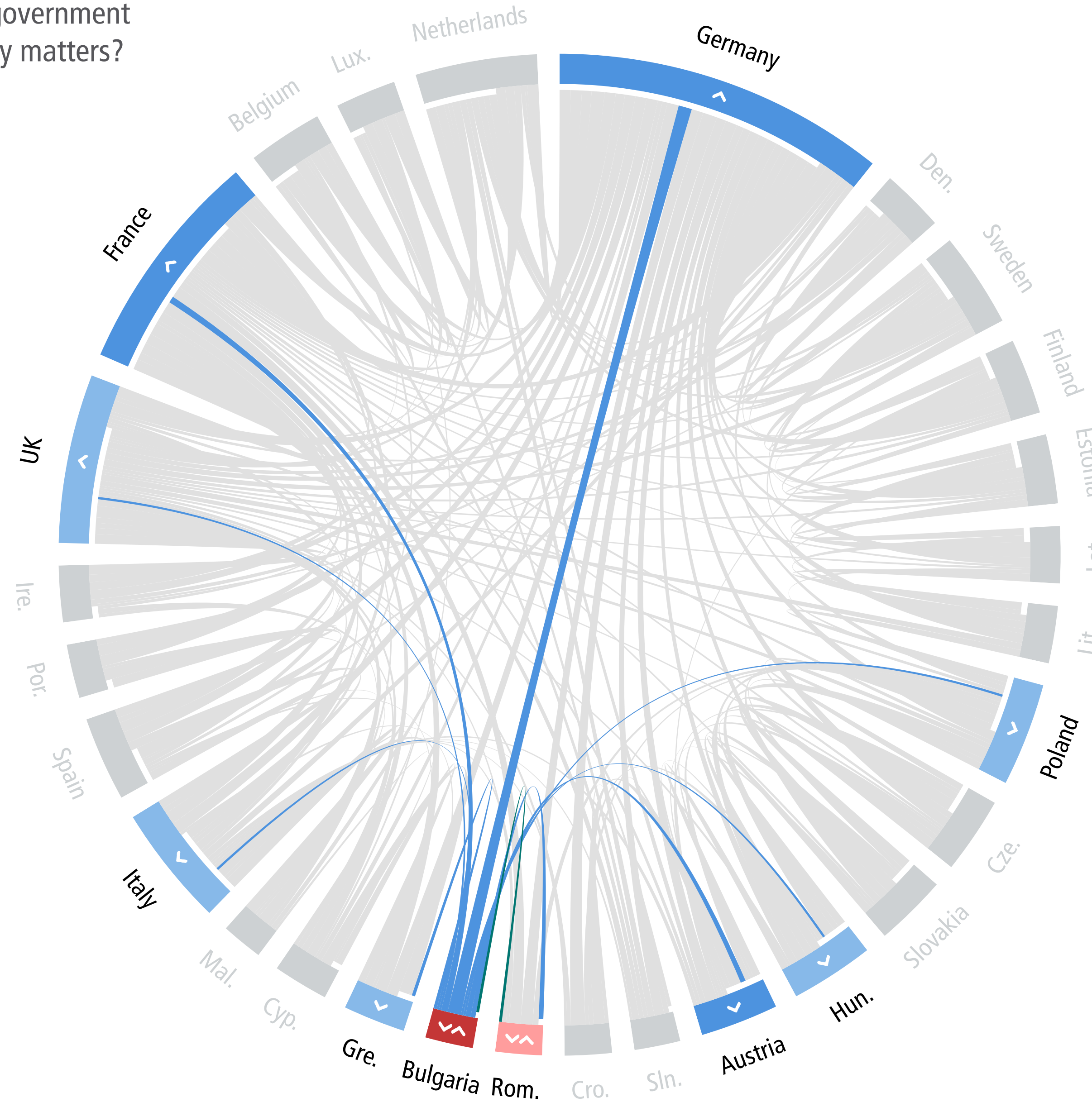
Most Contacted

Shared Interests

Most Responsive

Most Disappointing

Commitment to Deeper Integration



Shared votes  
stronger share weaker share  
Bul 10% Rom 6%

Lopsided votes

Only sending to  
29% Germany  
14% France  
11% Austria  
7% Greece  
5% Hungary  
5% Italy  
5% Poland  
5% UK

Rounded results. Shares below 5% not shown.



# Most Contacted Votes for Croatia by Croatia Network

Q1

“Which EU member state(s) would your government generally contact most on European policy matters? (select up to five)”

EU	<	<input type="radio"/>	Affluent Seven	<	>		
Big Six	<	>	Southern Seven	<	>		
Founding Six	<	>	Visegrád Four	<	>		
Austria	<	>	<input type="radio"/>	Italy	<	>	<input type="radio"/>
Belgium	<	>	<input type="radio"/>	Latvia	<	>	<input type="radio"/>
Bulgaria	<	>	<input type="radio"/>	Lithuania	<	>	<input type="radio"/>
<b>Croatia</b>	<	>	<input checked="" type="radio"/>	Luxembourg	<	>	<input type="radio"/>
Cyprus	<	>	<input type="radio"/>	Malta	<	>	<input type="radio"/>
Czech R.	<	>	<input type="radio"/>	Netherlands	<	>	<input type="radio"/>
Denmark	<	>	<input type="radio"/>	Poland	<	>	<input type="radio"/>
Estonia	<	>	<input type="radio"/>	Portugal	<	>	<input type="radio"/>
Finland	<	>	<input type="radio"/>	Romania	<	>	<input type="radio"/>
France	<	>	<input type="radio"/>	Slovakia	<	>	<input type="radio"/>
Germany	<	>	<input type="radio"/>	Slovenia	<	>	<input type="radio"/>
Greece	<	>	<input type="radio"/>	Spain	<	>	<input type="radio"/>
Hungary	<	>	<input type="radio"/>	Sweden	<	>	<input type="radio"/>
Ireland	<	>	<input type="radio"/>	UK	<	>	<input type="radio"/>

Preferences Overview

**Most Contacted**

Shared Interests

Most Responsive

Most Disappointing

Commitment to Deeper Integration



Of 3377 votes by 877 respondents, Croatia received 9 (0.3%)

Share of votes by group

2%	Bulgaria
1%	Austria
1%	Hungary
1%	Poland
1%	Slovenia
1%	Sweden

Share of votes by country

■	Top %
■	10+ %
■	5-9 %
■	1-4 %

Rounded results. 0% shares not shown.



Croatia



EU28 Survey

Findings

Chapters

**Preferences**

Influence

Policies & Partners

ecfr.eu/eucoalitionexplorer



# Most Contacted Votes for Croatia by Croatia Network

**Q1** "Which EU member state(s) would your government generally contact most on European policy matters? (select up to five)"

- EU  Affluent Seven
- Big Six  Southern Seven
- Founding Six  Visegrád Four

- |   |                                   |
|---|-----------------------------------|
| Austria <input type="radio"/>                   | Italy <input type="radio"/>       |
| Belgium <input type="radio"/>                   | Latvia <input type="radio"/>      |
| Bulgaria <input type="radio"/>                  | Lithuania <input type="radio"/>   |
| <b>Croatia <input checked="" type="radio"/></b> | Luxembourg <input type="radio"/>  |
| Cyprus <input type="radio"/>                    | Malta <input type="radio"/>       |
| Czech R. <input type="radio"/>                  | Netherlands <input type="radio"/> |
| Denmark <input type="radio"/>                   | Poland <input type="radio"/>      |
| Estonia <input type="radio"/>                   | Portugal <input type="radio"/>    |
| Finland <input type="radio"/>                   | Romania <input type="radio"/>     |
| France <input type="radio"/>                    | Slovakia <input type="radio"/>    |
| Germany <input type="radio"/>                   | Slovenia <input type="radio"/>    |
| Greece <input type="radio"/>                    | Spain <input type="radio"/>       |
| Hungary <input type="radio"/>                   | Sweden <input type="radio"/>      |
| Ireland <input type="radio"/>                   | UK <input type="radio"/>          |

## Preferences Overview

### Most Contacted

Shared Interests

Most Responsive

Most Disappointing

Commitment to Deeper Integration



Of 51 votes by 16 respondents, Germany received the most: 16

55%	Big 6	Share of votes for group
41%	Founding 6	
25%	Affluent 7	
20%	Visegrád 4	
8%	Southern 7	

31%	Germany	Share of votes for country
24%	Austria	
10%	Hungary	
8%	Poland	
8%	Slovenia	
8%	UK	
6%	Italy	
2%	France	
2%	Netherlands	
2%	Slovakia	

- Top %
- 10+ %
- 5-9 %
- 1-4 %

Rounded results. 0% shares not shown.

# Most Contacted Votes for Croatia by Croatia Network

Q1 "Which EU member state(s) would your government generally contact most on European policy matters? (select up to five)"

EU	<	<input type="radio"/>	Affluent Seven	<	>
Big Six	<	>	Southern Seven	<	>
Founding Six	<	>	Visegrád Four	<	>

---

Austria	<	>	<input type="radio"/>	Italy	<	>	<input type="radio"/>
Belgium	<	>	<input type="radio"/>	Latvia	<	>	<input type="radio"/>
Bulgaria	<	>	<input type="radio"/>	Lithuania	<	>	<input type="radio"/>
<b>Croatia</b>	<	>	<input checked="" type="radio"/>	Luxembourg	<	>	<input type="radio"/>
Cyprus	<	>	<input type="radio"/>	Malta	<	>	<input type="radio"/>
Czech R.	<	>	<input type="radio"/>	Netherlands	<	>	<input type="radio"/>
Denmark	<	>	<input type="radio"/>	Poland	<	>	<input type="radio"/>
Estonia	<	>	<input type="radio"/>	Portugal	<	>	<input type="radio"/>
Finland	<	>	<input type="radio"/>	Romania	<	>	<input type="radio"/>
France	<	>	<input type="radio"/>	Slovakia	<	>	<input type="radio"/>
Germany	<	>	<input type="radio"/>	Slovenia	<	>	<input type="radio"/>
Greece	<	>	<input type="radio"/>	Spain	<	>	<input type="radio"/>
Hungary	<	>	<input type="radio"/>	Sweden	<	>	<input type="radio"/>
Ireland	<	>	<input type="radio"/>	UK	<	>	<input type="radio"/>

Preferences Overview

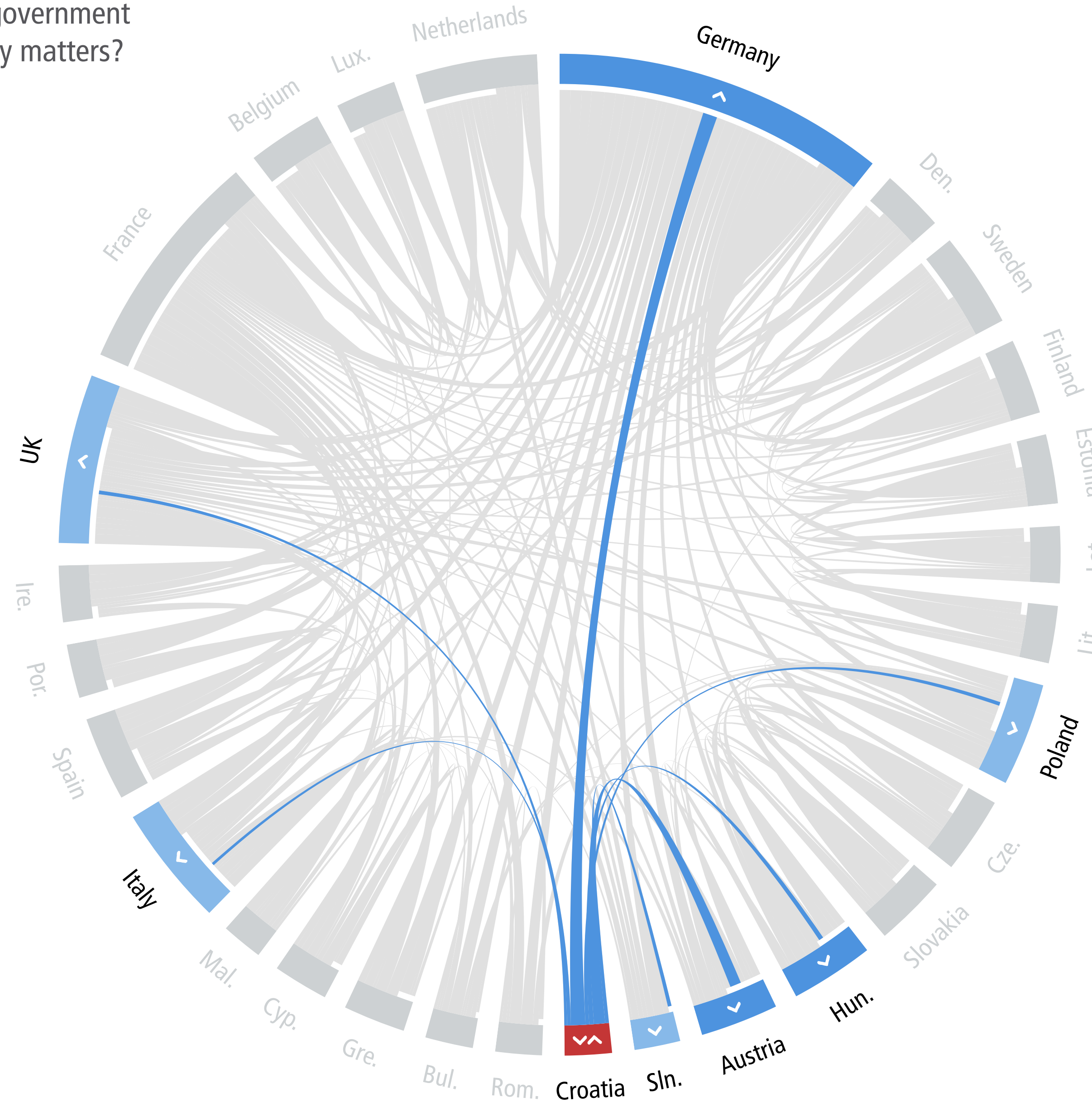
**Most Contacted**

Shared Interests

Most Responsive

Most Disappointing

Commitment to Deeper Integration



Lopsided votes

>	Only sending to
31%	Germany
24%	Austria
10%	Hungary
8%	Poland
8%	Slovenia
8%	UK
6%	Italy

Rounded results. Shares below 5% not shown.



# Most Contacted Votes for Cyprus by Cyprus Network

**Q1** "Which EU member state(s) would your government generally contact most on European policy matters? (select up to five)"

EU	<	<input type="radio"/>	Affluent Seven	<	>
Big Six	<	>	Southern Seven	<	>
Founding Six	<	>	Visegrád Four	<	>

---

Austria	<	>	<input type="radio"/>	Italy	<	>	<input type="radio"/>
Belgium	<	>	<input type="radio"/>	Latvia	<	>	<input type="radio"/>
Bulgaria	<	>	<input type="radio"/>	Lithuania	<	>	<input type="radio"/>
Croatia	<	>	<input type="radio"/>	Luxembourg	<	>	<input type="radio"/>
<b>Cyprus</b>	<	>	<input checked="" type="radio"/>	Malta	<	>	<input type="radio"/>
Czech R.	<	>	<input type="radio"/>	Netherlands	<	>	<input type="radio"/>
Denmark	<	>	<input type="radio"/>	Poland	<	>	<input type="radio"/>
Estonia	<	>	<input type="radio"/>	Portugal	<	>	<input type="radio"/>
Finland	<	>	<input type="radio"/>	Romania	<	>	<input type="radio"/>
France	<	>	<input type="radio"/>	Slovakia	<	>	<input type="radio"/>
Germany	<	>	<input type="radio"/>	Slovenia	<	>	<input type="radio"/>
Greece	<	>	<input type="radio"/>	Spain	<	>	<input type="radio"/>
Hungary	<	>	<input type="radio"/>	Sweden	<	>	<input type="radio"/>
Ireland	<	>	<input type="radio"/>	UK	<	>	<input type="radio"/>

Preferences Overview

**Most Contacted**

Shared Interests

Most Responsive

Most Disappointing

Commitment to Deeper Integration



Of 3377 votes by 877 respondents, Cyprus received 14 (0.4%)

1% Southern 7  
Share of votes by group

15% Greece  
5% Malta  
1% Austria  
1% Luxembourg  
1% Romania  
1% Sweden  
Share of votes by country

■ Top %  
■ 10+ %  
■ 5-9 %  
■ 1-4 %

Rounded results. 0% shares not shown.



# Most Contacted Votes for Cyprus by Cyprus Network

**Q1** "Which EU member state(s) would your government generally contact most on European policy matters? (select up to five)"

- EU  Affluent Seven
- Big Six  Southern Seven
- Founding Six  Visegrád Four

- |  |                                   |
|--|-----------------------------------|
| Austria <input type="radio"/>                  | Italy <input type="radio"/>       |
| Belgium <input type="radio"/>                  | Latvia <input type="radio"/>      |
| Bulgaria <input type="radio"/>                 | Lithuania <input type="radio"/>   |
| Croatia <input type="radio"/>                  | Luxembourg <input type="radio"/>  |
| <b>Cyprus <input checked="" type="radio"/></b> | Malta <input type="radio"/>       |
| Czech R. <input type="radio"/>                 | Netherlands <input type="radio"/> |
| Denmark <input type="radio"/>                  | Poland <input type="radio"/>      |
| Estonia <input type="radio"/>                  | Portugal <input type="radio"/>    |
| Finland <input type="radio"/>                  | Romania <input type="radio"/>     |
| France <input type="radio"/>                   | Slovakia <input type="radio"/>    |
| Germany <input type="radio"/>                  | Slovenia <input type="radio"/>    |
| Greece <input type="radio"/>                   | Spain <input type="radio"/>       |
| Hungary <input type="radio"/>                  | Sweden <input type="radio"/>      |
| Ireland <input type="radio"/>                  | UK <input type="radio"/>          |

Preferences Overview

**Most Contacted**

Shared Interests

Most Responsive

Most Disappointing

Commitment to Deeper Integration



Of 66 votes by 18 respondents, Greece received the most: 15

55% Southern 7  
53% Big 6  
45% Founding 6  
9% Affluent 7

Share of votes for group

23% Greece  
20% France  
14% UK  
11% Germany  
11% Ireland  
8% Italy  
5% Luxembourg  
3% Malta  
3% Netherlands  
2% Austria  
2% Estonia  
2% Spain

Share of votes for country

■ Top %  
■ 10+ %  
■ 5-9 %  
■ 1-4 %

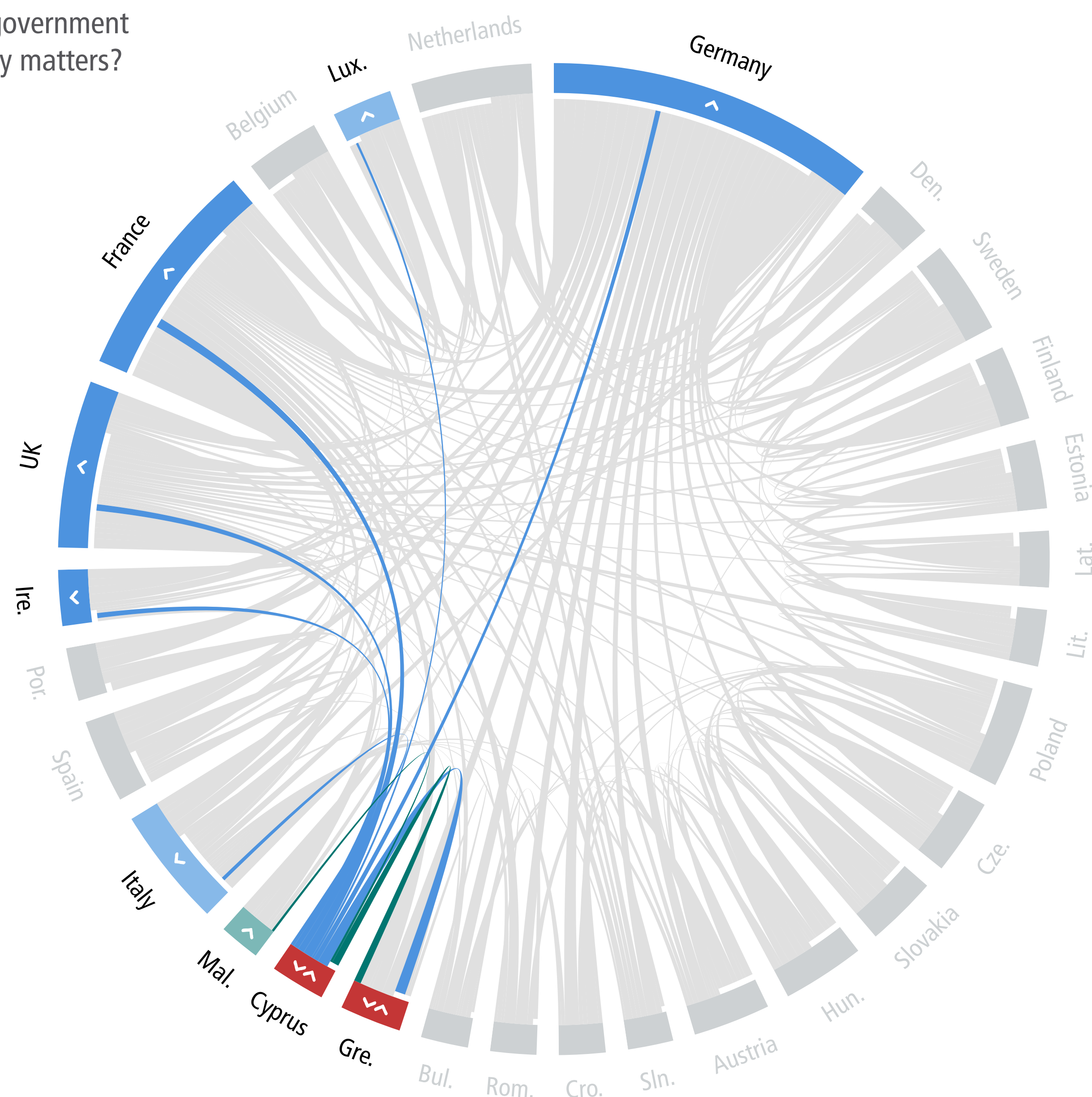
Rounded results. 0% shares not shown.

# Most Contacted Votes for Cyprus by Cyprus Network

Q1 "Which EU member state(s) would your government generally contact most on European policy matters? (select up to five)"

EU	<	○	Affluent Seven	<	>		
Big Six	<	>	Southern Seven	<	>		
Founding Six	<	>	Visegrád Four	<	>		
Austria	<	>	○	Italy	<	>	○
Belgium	<	>	○	Latvia	<	>	○
Bulgaria	<	>	○	Lithuania	<	>	○
Croatia	<	>	○	Luxembourg	<	>	○
Cyprus	<	>	●	Malta	<	>	○
Czech R.	<	>	○	Netherlands	<	>	○
Denmark	<	>	○	Poland	<	>	○
Estonia	<	>	○	Portugal	<	>	○
Finland	<	>	○	Romania	<	>	○
France	<	>	○	Slovakia	<	>	○
Germany	<	>	○	Slovenia	<	>	○
Greece	<	>	○	Spain	<	>	○
Hungary	<	>	○	Sweden	<	>	○
Ireland	<	>	○	UK	<	>	○

- Preferences Overview
- Most Contacted**
- Shared Interests
- Most Responsive
- Most Disappointing
- Commitment to Deeper Integration



Shared votes  
 stronger share weaker share  
 Cyp23% Gre 15%

Lopsided votes  
 Only sending to  
 20% France  
 14% UK  
 11% Germany  
 11% Ireland  
 8% Italy  
 5% Luxembourg  
 Only receiving from  
 5% Malta

Rounded results. Shares below 5% not shown.



# Most Contacted Votes for Czech Rep. by Czech Rep. Network

**Q1** "Which EU member state(s) would your government generally contact most on European policy matters? (select up to five)"

- |              |   |                       |                |   |   |
|--------------|---|-----------------------|----------------|---|---|
| EU           | < | <input type="radio"/> | Affluent Seven | < | > |
| Big Six      | < | >                     | Southern Seven | < | > |
| Founding Six | < | >                     | Visegrád Four  | < | > |
- 
- |                 |   |   |                                  |             |   |   |                       |
|-----------------|---|---|----------------------------------|-------------|---|---|-----------------------|
| Austria         | < | > | <input type="radio"/>            | Italy       | < | > | <input type="radio"/> |
| Belgium         | < | > | <input type="radio"/>            | Latvia      | < | > | <input type="radio"/> |
| Bulgaria        | < | > | <input type="radio"/>            | Lithuania   | < | > | <input type="radio"/> |
| Croatia         | < | > | <input type="radio"/>            | Luxembourg  | < | > | <input type="radio"/> |
| Cyprus          | < | > | <input type="radio"/>            | Malta       | < | > | <input type="radio"/> |
| <b>Czech R.</b> | < | > | <input checked="" type="radio"/> | Netherlands | < | > | <input type="radio"/> |
| Denmark         | < | > | <input type="radio"/>            | Poland      | < | > | <input type="radio"/> |
| Estonia         | < | > | <input type="radio"/>            | Portugal    | < | > | <input type="radio"/> |
| Finland         | < | > | <input type="radio"/>            | Romania     | < | > | <input type="radio"/> |
| France          | < | > | <input type="radio"/>            | Slovakia    | < | > | <input type="radio"/> |
| Germany         | < | > | <input type="radio"/>            | Slovenia    | < | > | <input type="radio"/> |
| Greece          | < | > | <input type="radio"/>            | Spain       | < | > | <input type="radio"/> |
| Hungary         | < | > | <input type="radio"/>            | Sweden      | < | > | <input type="radio"/> |
| Ireland         | < | > | <input type="radio"/>            | UK          | < | > | <input type="radio"/> |

Preferences Overview

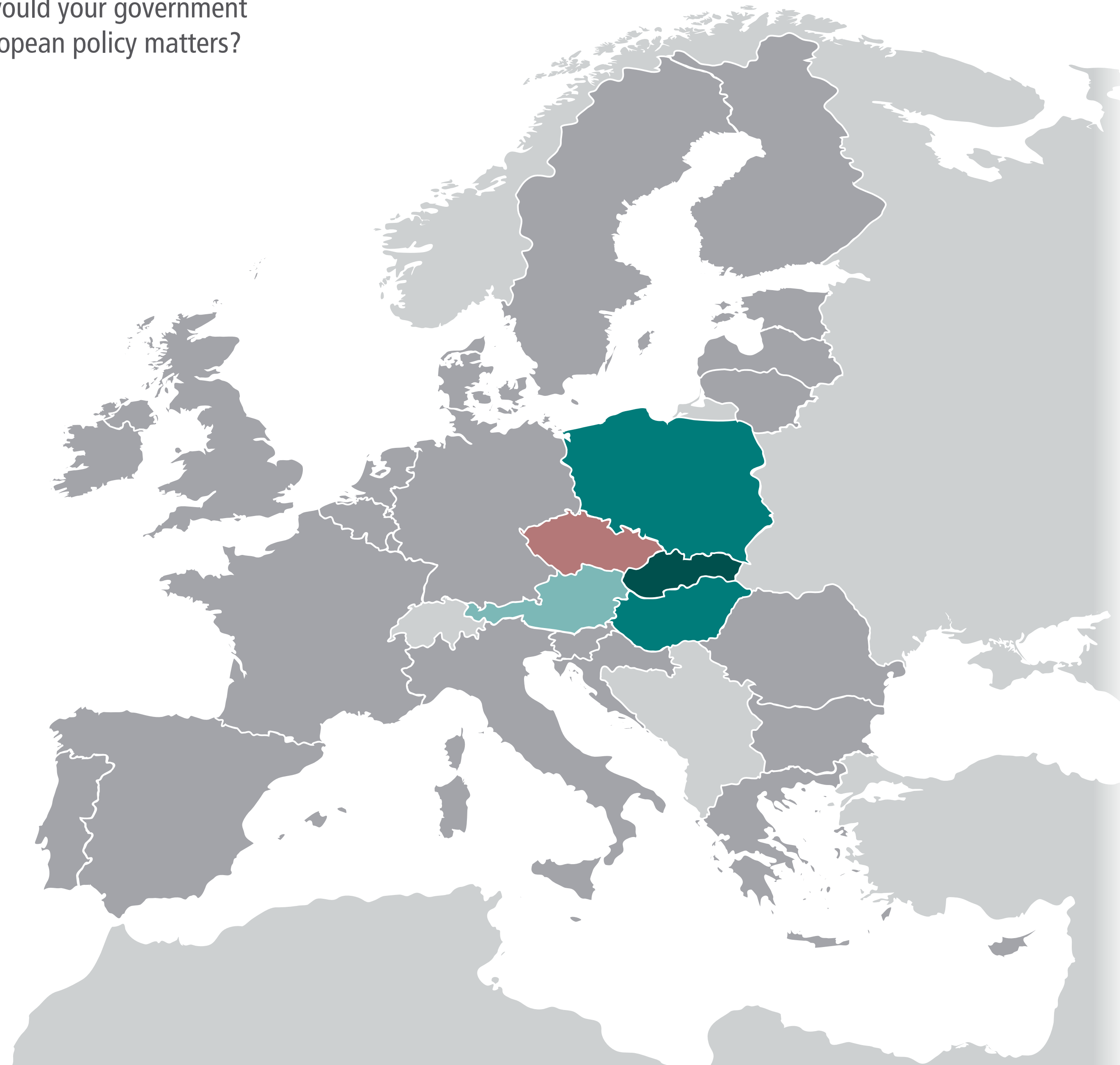
**Most Contacted**

Shared Interests

Most Responsive

Most Disappointing

Commitment to Deeper Integration



Of 3377 votes by 877 respondents, Czech Rep. received 80 (2.4%)

13% Visegrád 4  
2% Big 6  
1% Affluent 7

Share of votes by group

25% Slovakia  
17% Hungary  
14% Poland  
8% Austria  
3% Slovenia  
1% Denmark  
1% Netherlands  
1% Romania  
1% Sweden  
1% UK

Share of votes by country

■ Top %  
■ 10+ %  
■ 5-9 %  
■ 1-4 %

Rounded results. 0% shares not shown.



# Most Contacted Votes for Czech Rep. by Czech Rep. Network

**Q1** "Which EU member state(s) would your government generally contact most on European policy matters? (select up to five)"

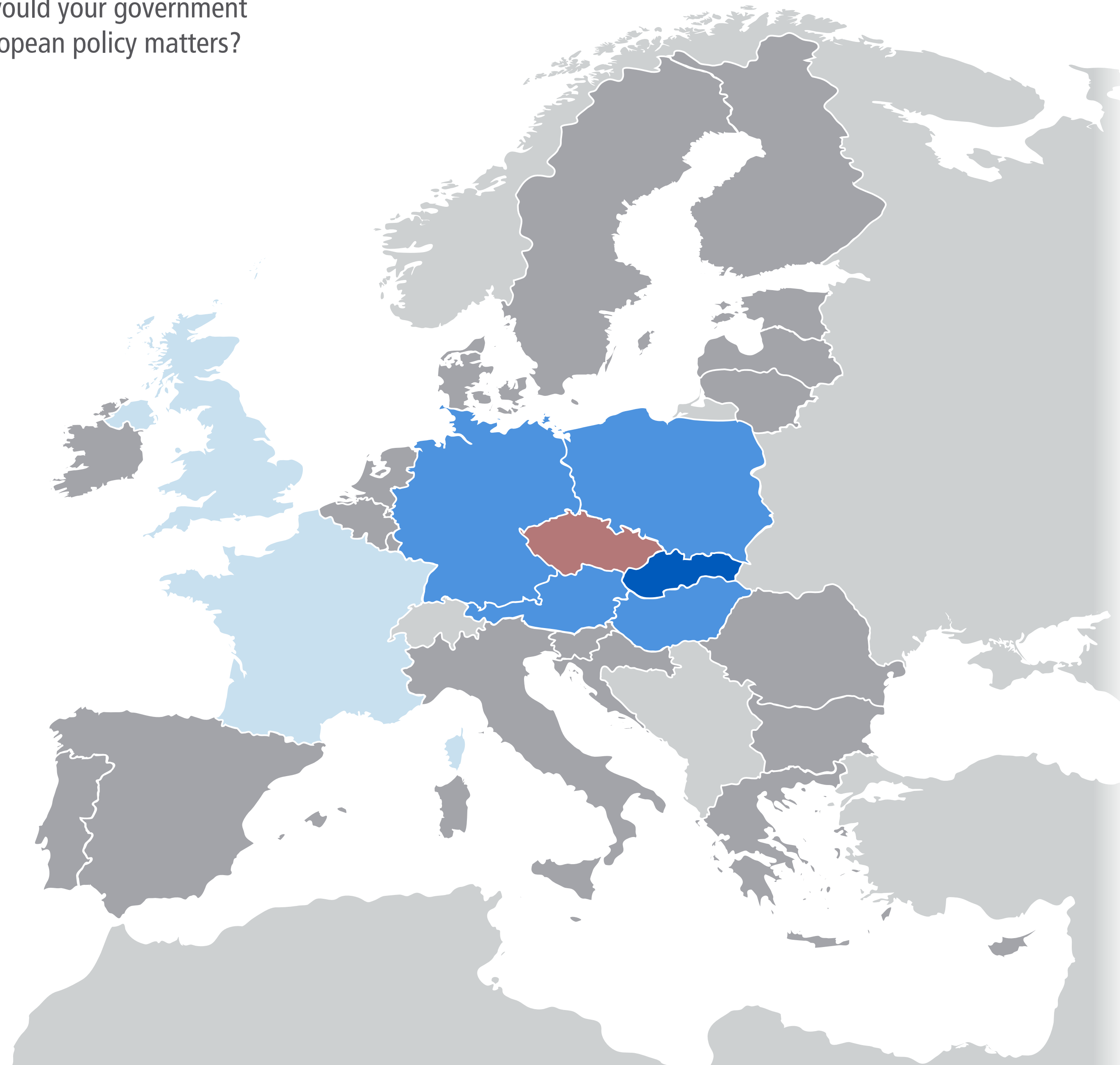
EU	<input type="radio"/>	Affluent Seven	<input type="radio"/>
Big Six	<input type="radio"/>	Southern Seven	<input type="radio"/>
Founding Six	<input type="radio"/>	Visegrád Four	<input type="radio"/>

---

Austria	<input type="radio"/>	Italy	<input type="radio"/>
Belgium	<input type="radio"/>	Latvia	<input type="radio"/>
Bulgaria	<input type="radio"/>	Lithuania	<input type="radio"/>
Croatia	<input type="radio"/>	Luxembourg	<input type="radio"/>
Cyprus	<input type="radio"/>	Malta	<input type="radio"/>
<b>Czech R.</b>	<input checked="" type="radio"/>	Netherlands	<input type="radio"/>
Denmark	<input type="radio"/>	Poland	<input type="radio"/>
Estonia	<input type="radio"/>	Portugal	<input type="radio"/>
Finland	<input type="radio"/>	Romania	<input type="radio"/>
France	<input type="radio"/>	Slovakia	<input type="radio"/>
Germany	<input type="radio"/>	Slovenia	<input type="radio"/>
Greece	<input type="radio"/>	Spain	<input type="radio"/>
Hungary	<input type="radio"/>	Sweden	<input type="radio"/>
Ireland	<input type="radio"/>	UK	<input type="radio"/>

## Preferences Overview

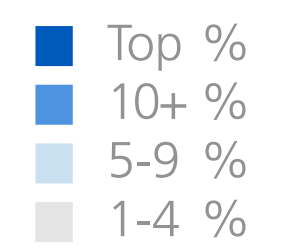
- Most Contacted**
- Shared Interests
- Most Responsive
- Most Disappointing
- Commitment to Deeper Integration



Of 121 votes by 27 respondents, Slovakia received the most: 27

47%	Visegrád 4	Share of votes for group
45%	Big 6	
31%	Founding 6	
20%	Affluent 7	
7%	Southern 7	

22%	Slovakia	Share of votes for country
21%	Germany	
13%	Poland	
12%	Austria	
12%	Hungary	
6%	France	
5%	UK	
4%	Netherlands	
3%	Sweden	
1%	Latvia	
1%	Luxembourg	
1%	Portugal	



Rounded results. 0% shares not shown.

# Most Contacted Votes for Czech Rep. by Czech Rep. Network

Q1 "Which EU member state(s) would your government generally contact most on European policy matters? (select up to five)"

EU	<	○	Affluent Seven	<	>		
Big Six	<	>	Southern Seven	<	>		
Founding Six	<	>	Visegrád Four	<	>		
Austria	<	>	○	Italy	<	>	○
Belgium	<	>	○	Latvia	<	>	○
Bulgaria	<	>	○	Lithuania	<	>	○
Croatia	<	>	○	Luxembourg	<	>	○
Cyprus	<	>	○	Malta	<	>	○
Czech R.	<	>	●	Netherlands	<	>	○
Denmark	<	>	○	Poland	<	>	○
Estonia	<	>	○	Portugal	<	>	○
Finland	<	>	○	Romania	<	>	○
France	<	>	○	Slovakia	<	>	○
Germany	<	>	○	Slovenia	<	>	○
Greece	<	>	○	Spain	<	>	○
Hungary	<	>	○	Sweden	<	>	○
Ireland	<	>	○	UK	<	>	○

Preferences Overview

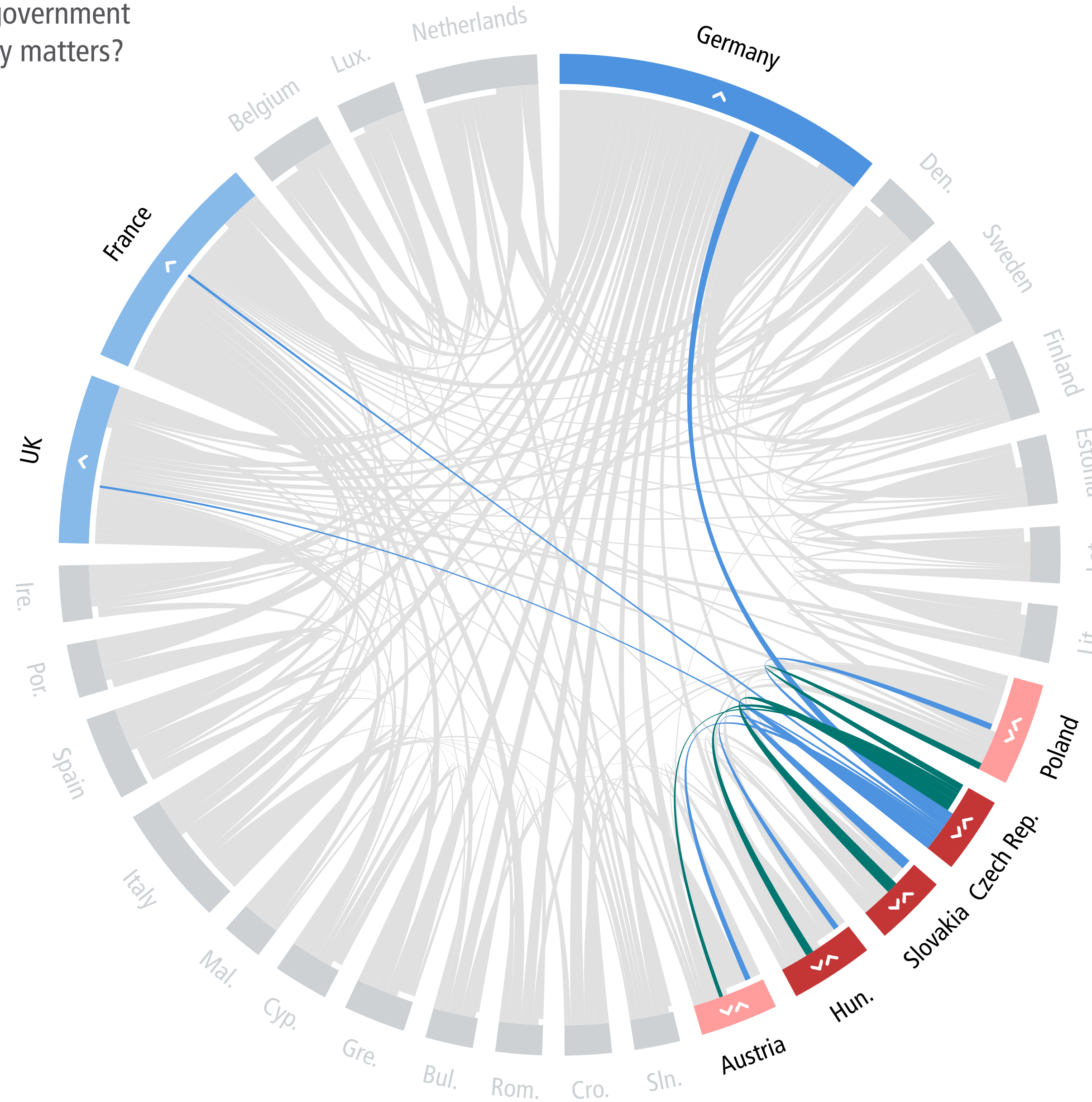
Most Contacted

Shared Interests

Most Responsive

Most Disappointing

Commitment to Deeper Integration



Shared votes

stronger share weaker share

- Slk 25% Cze 22%
- Hun 17% Cze 12%
- Pol 14% Cze 13%
- Cze 12% Aut 8%

Lopsided votes

Only sending to

- 21% Germany
- 6% France
- 5% UK

Rounded results. Shares below 5% not shown.



# Most Contacted Votes for Denmark by Denmark Network

Q1 "Which EU member state(s) would your government generally contact most on European policy matters? (select up to five)"

EU	<	<input type="radio"/>	Affluent Seven	<	>
Big Six	<	>	Southern Seven	<	>
Founding Six	<	>	Visegrád Four	<	>

---

Austria	<	>	<input type="radio"/>	Italy	<	>	<input type="radio"/>
Belgium	<	>	<input type="radio"/>	Latvia	<	>	<input type="radio"/>
Bulgaria	<	>	<input type="radio"/>	Lithuania	<	>	<input type="radio"/>
Croatia	<	>	<input type="radio"/>	Luxembourg	<	>	<input type="radio"/>
Cyprus	<	>	<input type="radio"/>	Malta	<	>	<input type="radio"/>
Czech R.	<	>	<input type="radio"/>	Netherlands	<	>	<input type="radio"/>
<b>Denmark</b>	<	>	<input checked="" type="radio"/>	Poland	<	>	<input type="radio"/>
Estonia	<	>	<input type="radio"/>	Portugal	<	>	<input type="radio"/>
Finland	<	>	<input type="radio"/>	Romania	<	>	<input type="radio"/>
France	<	>	<input type="radio"/>	Slovakia	<	>	<input type="radio"/>
Germany	<	>	<input type="radio"/>	Slovenia	<	>	<input type="radio"/>
Greece	<	>	<input type="radio"/>	Spain	<	>	<input type="radio"/>
Hungary	<	>	<input type="radio"/>	Sweden	<	>	<input type="radio"/>
Ireland	<	>	<input type="radio"/>	UK	<	>	<input type="radio"/>

Preferences Overview

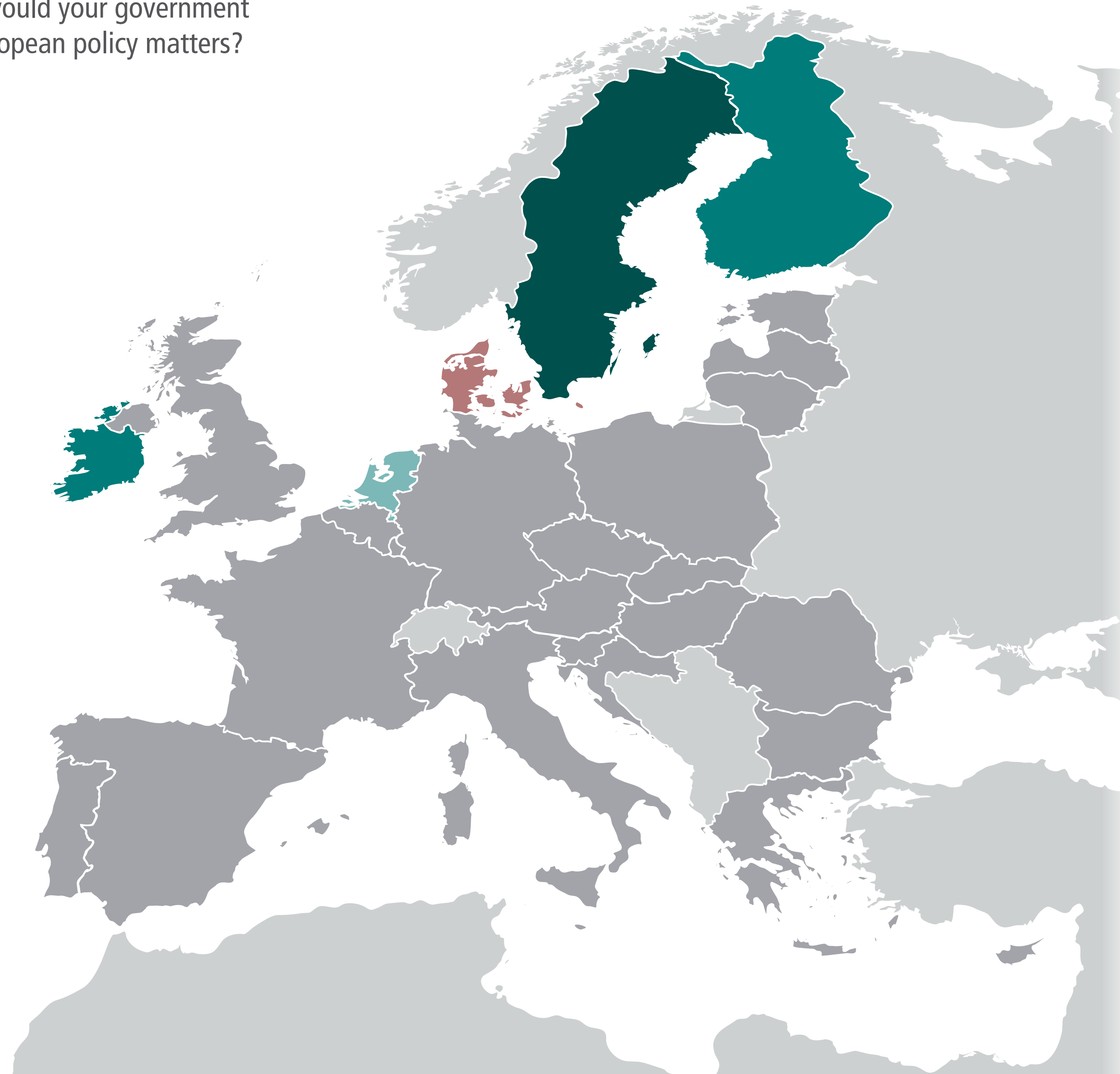
**Most Contacted**

Shared Interests

Most Responsive

Most Disappointing

Commitment to Deeper Integration



Of 3377 votes by 877 respondents, Denmark received 73 (2.2%)

5% Affluent 7  
1% Founding 6  
Share of votes by group

14% Sweden  
10% Finland  
10% Ireland  
5% Netherlands  
4% Estonia  
4% Latvia  
3% Lithuania  
2% UK  
1% Romania  
1% Slovakia  
1% Slovenia  
1% Spain  
Share of votes by country

■ Top %  
■ 10+ %  
■ 5-9 %  
■ 1-4 %

Rounded results. 0% shares not shown.



# Most Contacted Votes for Denmark by Denmark Network

**Q1** "Which EU member state(s) would your government generally contact most on European policy matters? (select up to five)"

- EU  Affluent Seven
- Big Six  Southern Seven
- Founding Six  Visegrád Four

- |                |                                  |             |                       |
|----------------|----------------------------------|-------------|-----------------------|
| Austria        | <input type="radio"/>            | Italy       | <input type="radio"/> |
| Belgium        | <input type="radio"/>            | Latvia      | <input type="radio"/> |
| Bulgaria       | <input type="radio"/>            | Lithuania   | <input type="radio"/> |
| Croatia        | <input type="radio"/>            | Luxembourg  | <input type="radio"/> |
| Cyprus         | <input type="radio"/>            | Malta       | <input type="radio"/> |
| Czech R.       | <input type="radio"/>            | Netherlands | <input type="radio"/> |
| <b>Denmark</b> | <input checked="" type="radio"/> | Poland      | <input type="radio"/> |
| Estonia        | <input type="radio"/>            | Portugal    | <input type="radio"/> |
| Finland        | <input type="radio"/>            | Romania     | <input type="radio"/> |
| France         | <input type="radio"/>            | Slovakia    | <input type="radio"/> |
| Germany        | <input type="radio"/>            | Slovenia    | <input type="radio"/> |
| Greece         | <input type="radio"/>            | Spain       | <input type="radio"/> |
| Hungary        | <input type="radio"/>            | Sweden      | <input type="radio"/> |
| Ireland        | <input type="radio"/>            | UK          | <input type="radio"/> |

## Preferences Overview

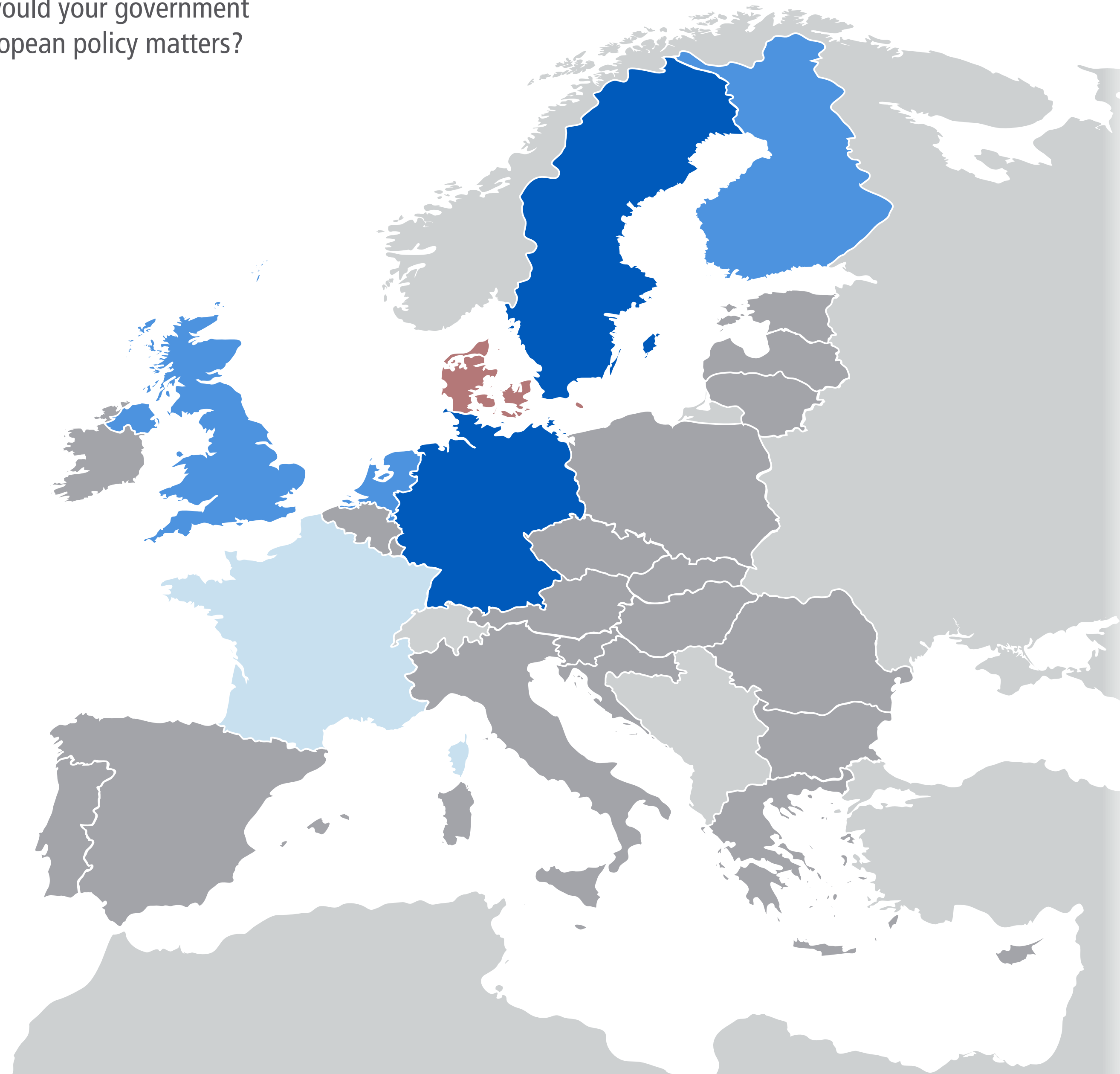
### Most Contacted

Shared Interests

Most Responsive

Most Disappointing

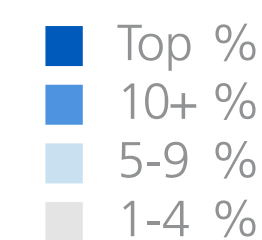
Commitment to Deeper Integration



Of 106 votes by 26 respondents, Germany received the most: 23

47%	Big 6	Share of votes for group
46%	Affluent 7	
45%	Founding 6	
10%	Southern 7	
3%	Visegrád 4	

22%	Germany	Share of votes for country
22%	Sweden	
14%	UK	
12%	Netherlands	
10%	Finland	
8%	France	
3%	Estonia	
2%	Belgium	
1%	Czech Rep.	
1%	Hungary	
1%	Ireland	
1%	Italy	
1%	Latvia	
1%	Poland	
1%	Spain	



Rounded results. 0% shares not shown.

# Most Contacted Votes for Denmark by Denmark Network

Q1 "Which EU member state(s) would your government generally contact most on European policy matters? (select up to five)"

EU	<	○	Affluent Seven	<	>
Big Six	<	>	Southern Seven	<	>
Founding Six	<	>	Visegrád Four	<	>

---

Austria	<	>	○	Italy	<	>	○
Belgium	<	>	○	Latvia	<	>	○
Bulgaria	<	>	○	Lithuania	<	>	○
Croatia	<	>	○	Luxembourg	<	>	○
Cyprus	<	>	○	Malta	<	>	○
Czech R.	<	>	○	Netherlands	<	>	○
<b>Denmark</b>	<	>	<b>●</b>	Poland	<	>	○
Estonia	<	>	○	Portugal	<	>	○
Finland	<	>	○	Romania	<	>	○
France	<	>	○	Slovakia	<	>	○
Germany	<	>	○	Slovenia	<	>	○
Greece	<	>	○	Spain	<	>	○
Hungary	<	>	○	Sweden	<	>	○
Ireland	<	>	○	UK	<	>	○

Preferences Overview

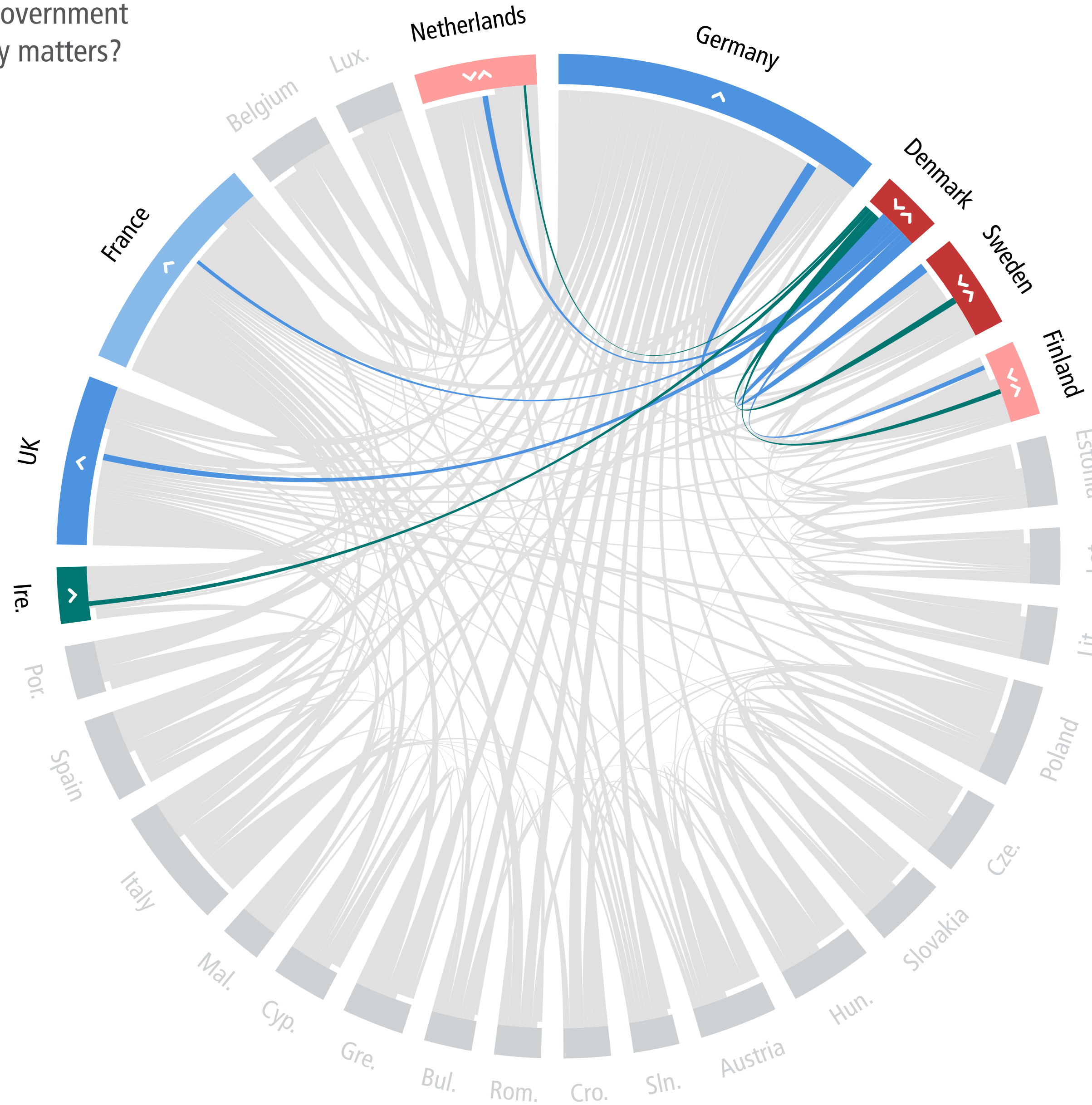
**Most Contacted**

Shared Interests

Most Responsive

Most Disappointing

Commitment to Deeper Integration



Shared votes

stronger share weaker share

Den22% Swe14% ●  
 Den10% Fin 10% ●  
 Den12% Net 5% ●

Lopsided votes

Only sending to

22% Germany  
 14% UK  
 8% France

Only receiving from

10% Ireland

Rounded results. Shares below 5% not shown.



# Most Contacted Votes for Estonia by Estonia Network

**Q1** "Which EU member state(s) would your government generally contact most on European policy matters? (select up to five)"

EU	<	<input type="radio"/>	Affluent Seven	<	>
Big Six	<	>	Southern Seven	<	>
Founding Six	<	>	Visegrád Four	<	>

---

Austria	<	>	<input type="radio"/>	Italy	<	>	<input type="radio"/>
Belgium	<	>	<input type="radio"/>	Latvia	<	>	<input type="radio"/>
Bulgaria	<	>	<input type="radio"/>	Lithuania	<	>	<input type="radio"/>
Croatia	<	>	<input type="radio"/>	Luxembourg	<	>	<input type="radio"/>
Cyprus	<	>	<input type="radio"/>	Malta	<	>	<input type="radio"/>
Czech R.	<	>	<input type="radio"/>	Netherlands	<	>	<input type="radio"/>
Denmark	<	>	<input type="radio"/>	Poland	<	>	<input type="radio"/>
<b>Estonia</b>	<	>	<input checked="" type="radio"/>	Portugal	<	>	<input type="radio"/>
Finland	<	>	<input type="radio"/>	Romania	<	>	<input type="radio"/>
France	<	>	<input type="radio"/>	Slovakia	<	>	<input type="radio"/>
Germany	<	>	<input type="radio"/>	Slovenia	<	>	<input type="radio"/>
Greece	<	>	<input type="radio"/>	Spain	<	>	<input type="radio"/>
Hungary	<	>	<input type="radio"/>	Sweden	<	>	<input type="radio"/>
Ireland	<	>	<input type="radio"/>	UK	<	>	<input type="radio"/>

Preferences Overview

**Most Contacted**

Shared Interests

Most Responsive

Most Disappointing

Commitment to Deeper Integration



Of 3377 votes by 877 respondents, Estonia received 69 (2%)

4%  Affluent 7 **Share of votes by group**

20%  Latvia **Share of votes by country**  
 16%  Lithuania  
 14%  Finland  
 5%  Sweden  
 3%  Denmark  
 2%  Cyprus  
 1%  Ireland  
 1%  Luxembourg  
 1%  Slovakia  
 1%  Slovenia  
 1%  UK

Top %  
 10+ %  
 5-9 %  
 1-4 %

Rounded results. 0% shares not shown.



# Most Contacted Votes for Estonia by Estonia Network

**Q1** "Which EU member state(s) would your government generally contact most on European policy matters? (select up to five)"

EU	<	<input type="radio"/>	Affluent Seven	<	>
Big Six	<	>	Southern Seven	<	>
Founding Six	<	>	Visegrád Four	<	>

---

Austria	<	>	<input type="radio"/>	Italy	<	>	<input type="radio"/>
Belgium	<	>	<input type="radio"/>	Latvia	<	>	<input type="radio"/>
Bulgaria	<	>	<input type="radio"/>	Lithuania	<	>	<input type="radio"/>
Croatia	<	>	<input type="radio"/>	Luxembourg	<	>	<input type="radio"/>
Cyprus	<	>	<input type="radio"/>	Malta	<	>	<input type="radio"/>
Czech R.	<	>	<input type="radio"/>	Netherlands	<	>	<input type="radio"/>
Denmark	<	>	<input type="radio"/>	Poland	<	>	<input type="radio"/>
<b>Estonia</b>	<	>	<input checked="" type="radio"/>	Portugal	<	>	<input type="radio"/>
Finland	<	>	<input type="radio"/>	Romania	<	>	<input type="radio"/>
France	<	>	<input type="radio"/>	Slovakia	<	>	<input type="radio"/>
Germany	<	>	<input type="radio"/>	Slovenia	<	>	<input type="radio"/>
Greece	<	>	<input type="radio"/>	Spain	<	>	<input type="radio"/>
Hungary	<	>	<input type="radio"/>	Sweden	<	>	<input type="radio"/>
Ireland	<	>	<input type="radio"/>	UK	<	>	<input type="radio"/>

## Preferences Overview

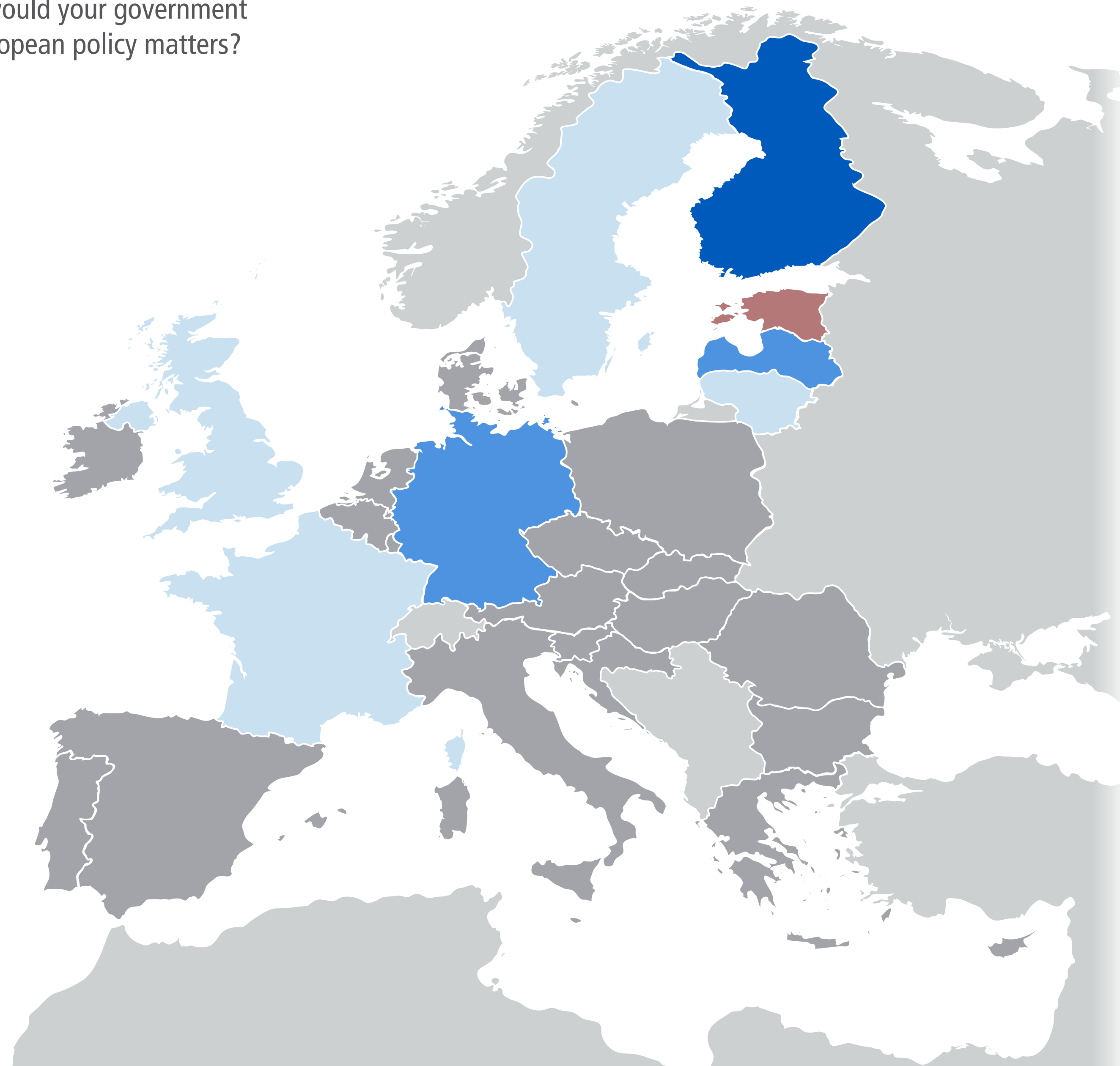
### Most Contacted

Shared Interests

Most Responsive

Most Disappointing

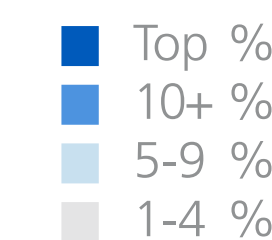
Commitment to Deeper Integration



Of 107 votes by 24 respondents, Finland received the most: 22

41%	Affluent 7	Share of votes for group
34%	Big 6	
34%	Founding 6	
7%	Southern 7	
3%	Visegrád 4	

21%	Finland	Share of votes for country
18%	Germany	
16%	Latvia	
9%	Lithuania	
8%	Sweden	
7%	France	
6%	UK	
4%	Belgium	
4%	Denmark	
3%	Netherlands	
3%	Poland	
2%	Luxembourg	
1%	Italy	



Rounded results. 0% shares not shown.

# Most Contacted Votes for Estonia by Estonia Network

Q1 "Which EU member state(s) would your government generally contact most on European policy matters? (select up to five)"

EU	<	○	Affluent Seven	<	>		
Big Six	<	>	Southern Seven	<	>		
Founding Six	<	>	Visegrád Four	<	>		
Austria	<	>	○	Italy	<	>	○
Belgium	<	>	○	Latvia	<	>	○
Bulgaria	<	>	○	Lithuania	<	>	○
Croatia	<	>	○	Luxembourg	<	>	○
Cyprus	<	>	○	Malta	<	>	○
Czech R.	<	>	○	Netherlands	<	>	○
Denmark	<	>	○	Poland	<	>	○
<b>Estonia</b>	<	>	●	Portugal	<	>	○
Finland	<	>	○	Romania	<	>	○
France	<	>	○	Slovakia	<	>	○
Germany	<	>	○	Slovenia	<	>	○
Greece	<	>	○	Spain	<	>	○
Hungary	<	>	○	Sweden	<	>	○
Ireland	<	>	○	UK	<	>	○

Preferences Overview

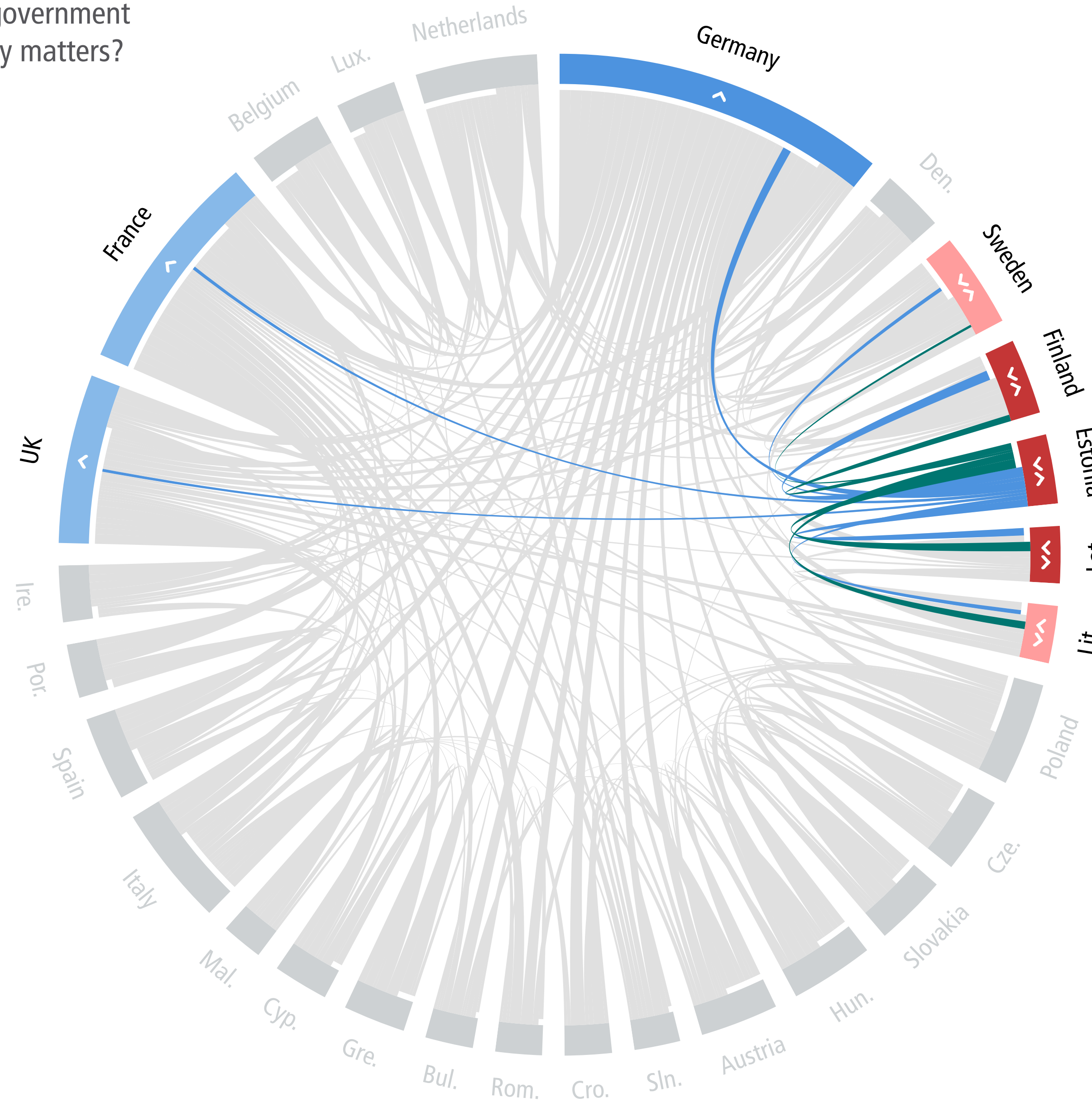
**Most Contacted**

Shared Interests

Most Responsive

Most Disappointing

Commitment to Deeper Integration



Shared votes

stronger share weaker share

- Lat 20%
- Est 21%
- Lit 16%
- Est 8%
- Est 16%
- Fin 14%
- Est 9%
- Swe 5%

Lopsided votes

Only sending to

- 18% Germany
- 7% France
- 6% UK

Rounded results. Shares below 5% not shown.



# Most Contacted Votes for Finland by Finland Network

Q1 "Which EU member state(s) would your government generally contact most on European policy matters? (select up to five)"

EU	<	<input type="radio"/>	Affluent Seven	<	>
Big Six	<	>	Southern Seven	<	>
Founding Six	<	>	Visegrád Four	<	>

---

Austria	<	>	<input type="radio"/>	Italy	<	>	<input type="radio"/>
Belgium	<	>	<input type="radio"/>	Latvia	<	>	<input type="radio"/>
Bulgaria	<	>	<input type="radio"/>	Lithuania	<	>	<input type="radio"/>
Croatia	<	>	<input type="radio"/>	Luxembourg	<	>	<input type="radio"/>
Cyprus	<	>	<input type="radio"/>	Malta	<	>	<input type="radio"/>
Czech R.	<	>	<input type="radio"/>	Netherlands	<	>	<input type="radio"/>
Denmark	<	>	<input type="radio"/>	Poland	<	>	<input type="radio"/>
Estonia	<	>	<input type="radio"/>	Portugal	<	>	<input type="radio"/>
<b>Finland</b>	<	>	<input checked="" type="radio"/>	Romania	<	>	<input type="radio"/>
France	<	>	<input type="radio"/>	Slovakia	<	>	<input type="radio"/>
Germany	<	>	<input type="radio"/>	Slovenia	<	>	<input type="radio"/>
Greece	<	>	<input type="radio"/>	Spain	<	>	<input type="radio"/>
Hungary	<	>	<input type="radio"/>	Sweden	<	>	<input type="radio"/>
Ireland	<	>	<input type="radio"/>	UK	<	>	<input type="radio"/>

Preferences Overview

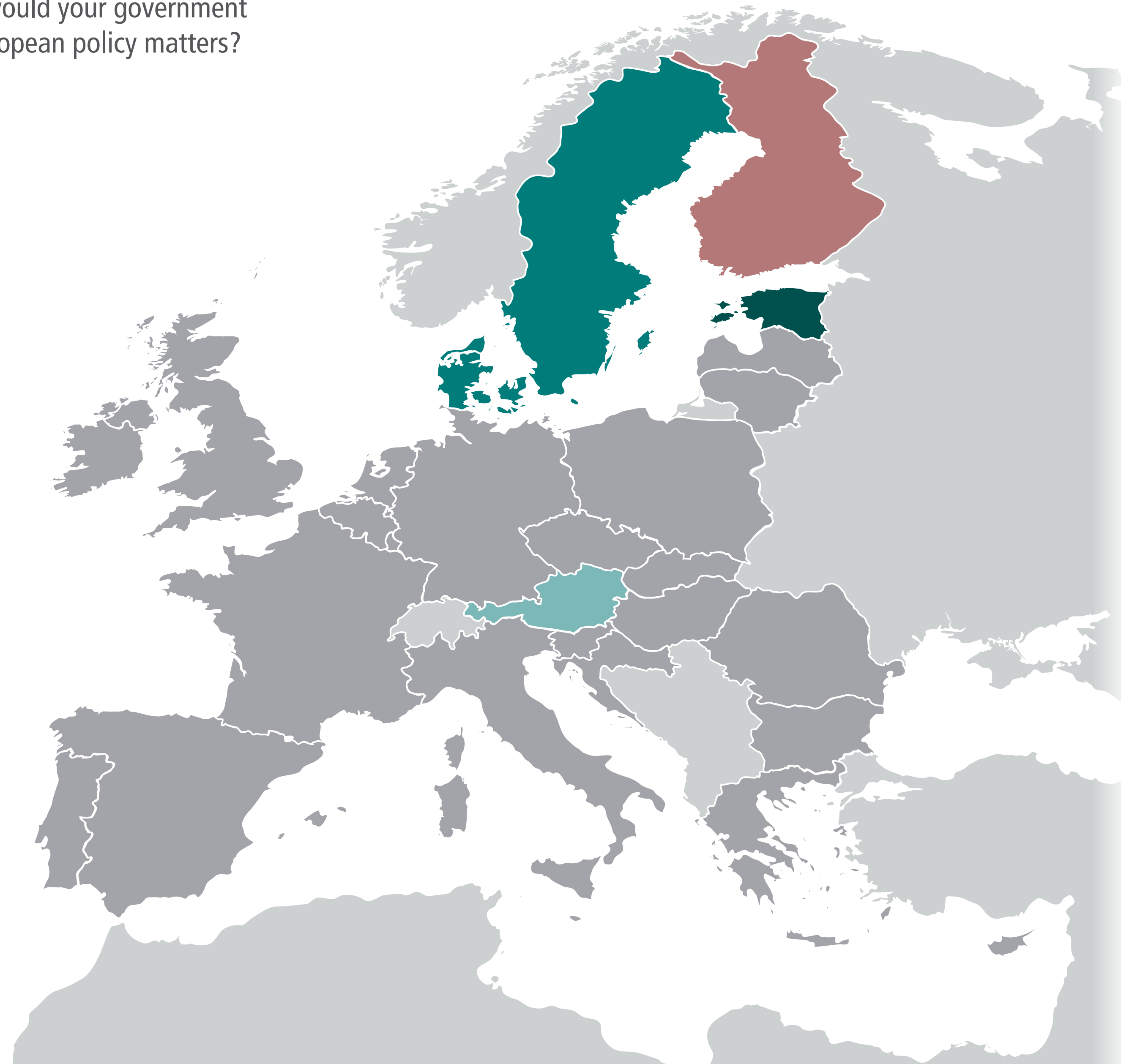
**Most Contacted**

Shared Interests

Most Responsive

Most Disappointing

Commitment to Deeper Integration



Of 3377 votes by 877 respondents, Finland received 84 (2.5%)

6% Affluent 7  
1% Big 6  
1% Founding 6  
Share of votes by group

21% Estonia  
19% Sweden  
10% Denmark  
5% Austria  
4% Latvia  
3% Ireland  
2% Netherlands  
2% Slovenia  
1% Germany  
1% Italy  
1% Lithuania  
1% Slovakia  
1% Spain  
Share of votes by country

■ Top %  
■ 10+ %  
■ 5-9 %  
■ 1-4 %

Rounded results. 0% shares not shown.



# Most Contacted Votes for Finland by Finland Network

Q1 "Which EU member state(s) would your government generally contact most on European policy matters? (select up to five)"

- EU <  Affluent Seven < >
- Big Six < > Southern Seven < >
- Founding Six < > Visegrád Four < >

- |   |                                       |
|---|---------------------------------------|
| Austria < > <input type="radio"/>                         | Italy < > <input type="radio"/>       |
| Belgium < > <input type="radio"/>                         | Latvia < > <input type="radio"/>      |
| Bulgaria < > <input type="radio"/>                        | Lithuania < > <input type="radio"/>   |
| Croatia < > <input type="radio"/>                         | Luxembourg < > <input type="radio"/>  |
| Cyprus < > <input type="radio"/>                          | Malta < > <input type="radio"/>       |
| Czech R. < > <input type="radio"/>                        | Netherlands < > <input type="radio"/> |
| Denmark < > <input type="radio"/>                         | Poland < > <input type="radio"/>      |
| Estonia < > <input type="radio"/>                         | Portugal < > <input type="radio"/>    |
| <b>Finland &lt; &gt; <input checked="" type="radio"/></b> | Romania < > <input type="radio"/>     |
| France < > <input type="radio"/>                          | Slovakia < > <input type="radio"/>    |
| Germany < > <input type="radio"/>                         | Slovenia < > <input type="radio"/>    |
| Greece < > <input type="radio"/>                          | Spain < > <input type="radio"/>       |
| Hungary < > <input type="radio"/>                         | Sweden < > <input type="radio"/>      |
| Ireland < > <input type="radio"/>                         | UK < > <input type="radio"/>          |

## Preferences Overview

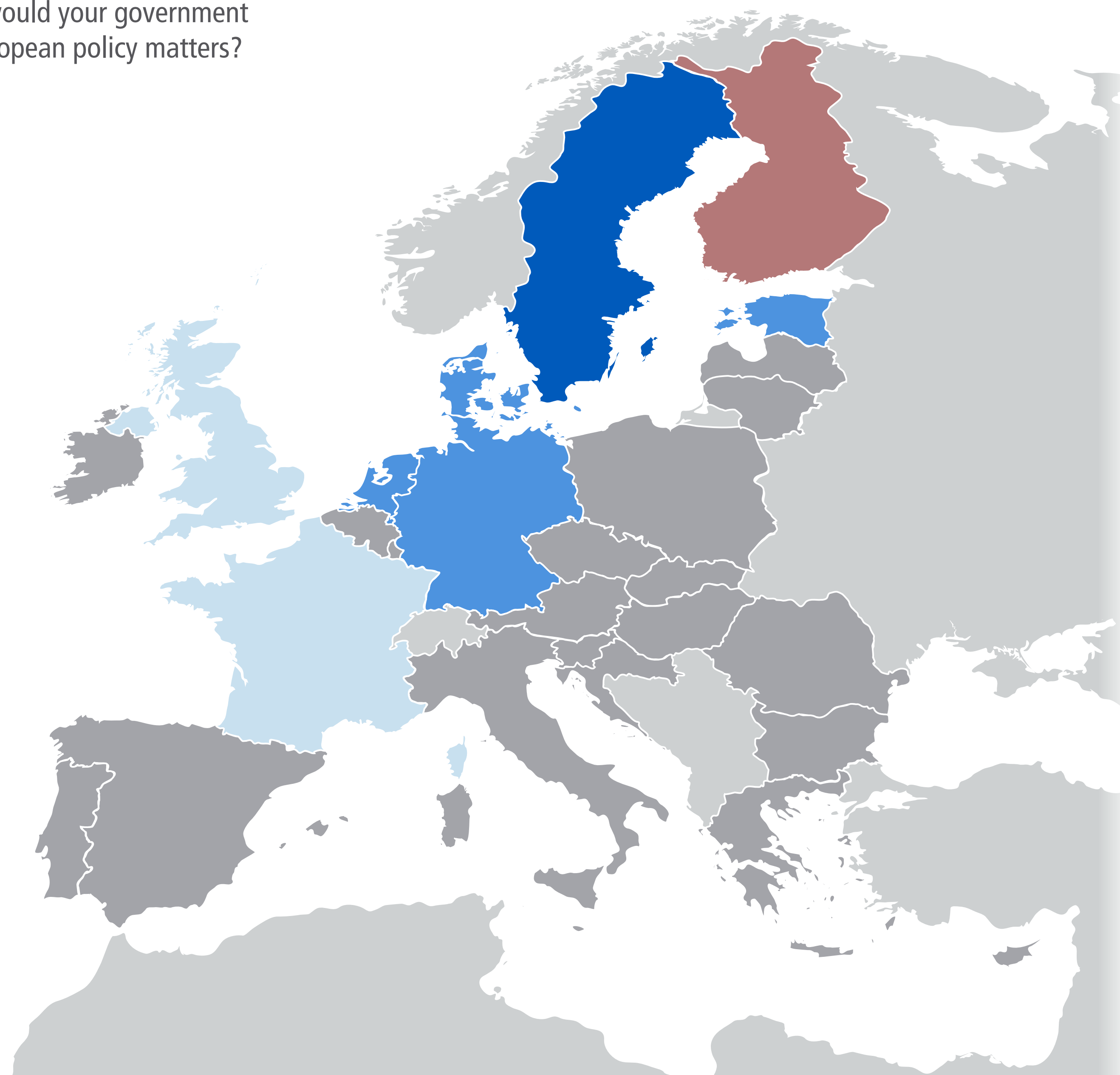
### Most Contacted

Shared Interests

Most Responsive

Most Disappointing

Commitment to Deeper Integration



Of 123 votes by 29 respondents, Sweden received the most: 29

50% Affluent 7  
42% Founding 6  
35% Big 6  
6% Southern 7

Share of votes for group

24% Sweden  
21% Germany  
15% Netherlands  
14% Estonia  
10% Denmark  
8% UK  
6% France  
2% Austria  
1% Ireland

Share of votes for country

■ Top %  
■ 10+ %  
■ 5-9 %  
■ 1-4 %

Rounded results. 0% shares not shown.

# Most Contacted Votes for Finland by Finland Network

Q1 "Which EU member state(s) would your government generally contact most on European policy matters? (select up to five)"

EU	<	○	Affluent Seven	<	>
Big Six	<	>	Southern Seven	<	>
Founding Six	<	>	Visegrád Four	<	>

---

Austria	<	>	○	Italy	<	>	○
Belgium	<	>	○	Latvia	<	>	○
Bulgaria	<	>	○	Lithuania	<	>	○
Croatia	<	>	○	Luxembourg	<	>	○
Cyprus	<	>	○	Malta	<	>	○
Czech R.	<	>	○	Netherlands	<	>	○
Denmark	<	>	○	Poland	<	>	○
Estonia	<	>	○	Portugal	<	>	○
<b>Finland</b>	<	>	●	Romania	<	>	○
France	<	>	○	Slovakia	<	>	○
Germany	<	>	○	Slovenia	<	>	○
Greece	<	>	○	Spain	<	>	○
Hungary	<	>	○	Sweden	<	>	○
Ireland	<	>	○	UK	<	>	○

Preferences Overview

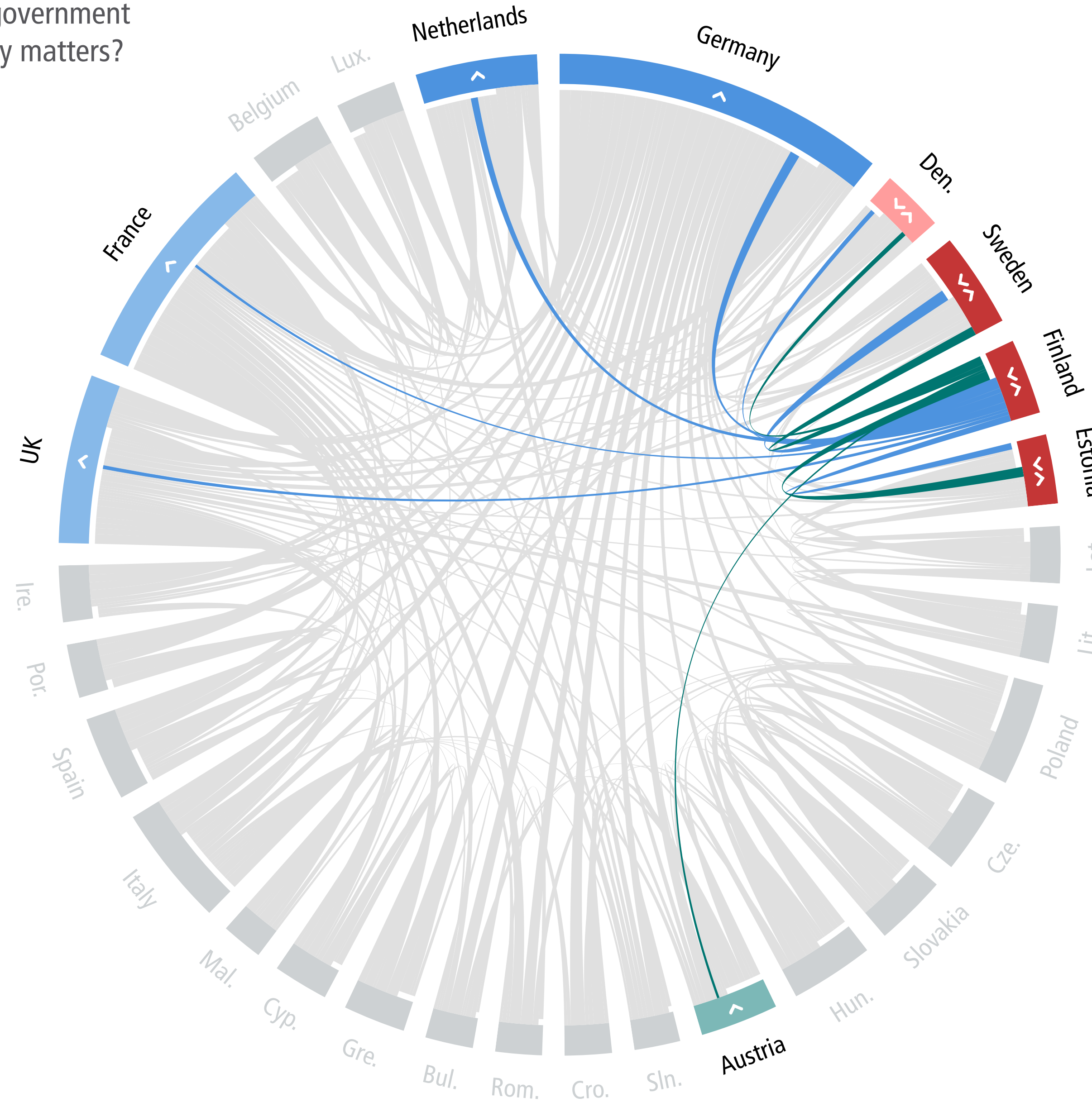
**Most Contacted**

Shared Interests

Most Responsive

Most Disappointing

Commitment to Deeper Integration



Shared votes

stronger share weaker share

- Fin 24%
- Est 21%
- Fin 10%
- Swe19%
- Fin 14%
- Den10%

Lopsided votes

Only sending to

- 21% Germany
- 15% Netherlands
- 8% UK
- 6% France

Only receiving from

- 5% Austria

Rounded results. Shares below 5% not shown.



# Most Contacted Votes for France by France Network

**Q1** "Which EU member state(s) would your government generally contact most on European policy matters? (select up to five)"


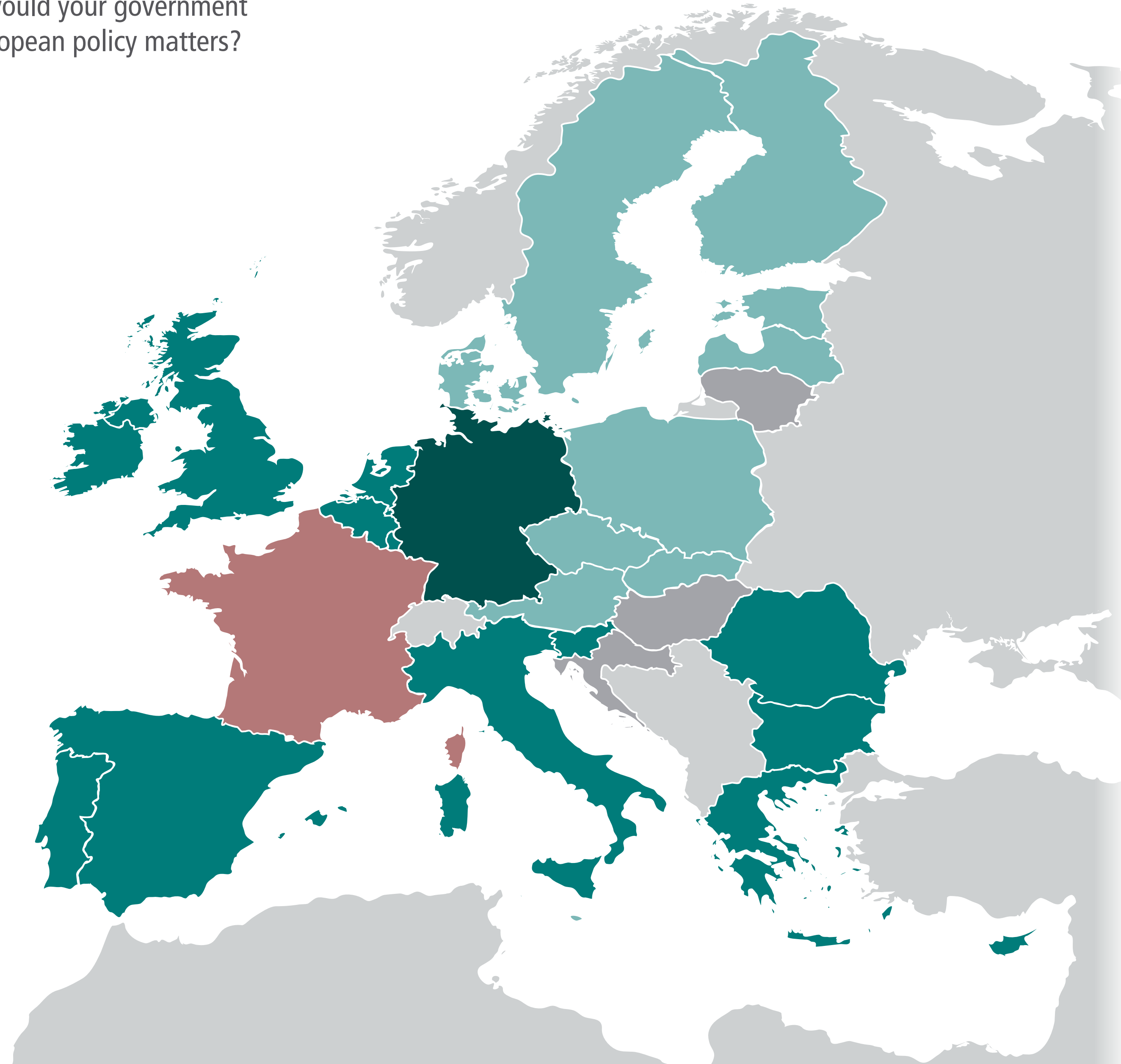
EU	<	<input type="radio"/>	Affluent Seven	<	>
Big Six	<	>	Southern Seven	<	>
Founding Six	<	>	Visegrád Four	<	>

---

Austria	<	>	<input type="radio"/>	Italy	<	>	<input type="radio"/>
Belgium	<	>	<input type="radio"/>	Latvia	<	>	<input type="radio"/>
Bulgaria	<	>	<input type="radio"/>	Lithuania	<	>	<input type="radio"/>
Croatia	<	>	<input type="radio"/>	Luxembourg	<	>	<input type="radio"/>
Cyprus	<	>	<input type="radio"/>	Malta	<	>	<input type="radio"/>
Czech R.	<	>	<input type="radio"/>	Netherlands	<	>	<input type="radio"/>
Denmark	<	>	<input type="radio"/>	Poland	<	>	<input type="radio"/>
Estonia	<	>	<input type="radio"/>	Portugal	<	>	<input type="radio"/>
Finland	<	>	<input type="radio"/>	Romania	<	>	<input type="radio"/>
<b>France</b>	<	>	<input checked="" type="radio"/>	Slovakia	<	>	<input type="radio"/>
Germany	<	>	<input type="radio"/>	Slovenia	<	>	<input type="radio"/>
Greece	<	>	<input type="radio"/>	Spain	<	>	<input type="radio"/>
Hungary	<	>	<input type="radio"/>	Sweden	<	>	<input type="radio"/>
Ireland	<	>	<input type="radio"/>	UK	<	>	<input type="radio"/>

## Preferences Overview

- Most Contacted**
- Shared Interests
- Most Responsive
- Most Disappointing
- Commitment to Deeper Integration



Of 3377 votes by 877 respondents, France received 465 (13.8%)

18%	Founding 6	Share of votes by group
17%	Big 6	
16%	Southern 7	
12%	Affluent 7	
6%	Visegrád 4	

27%	Germany	Share of votes by country
26%	Italy	
25%	Greece	
25%	Romania	
23%	Belgium	
23%	Portugal	
23%	UK	
22%	Luxembourg	
22%	Spain	
20%	Cyprus	
19%	Netherlands	
16%	Ireland	
15%	Slovenia	
14%	Bulgaria	
8%	Austria	
8%	Denmark	
8%	Malta	
8%	Poland	
7%	Estonia	
6%	Czech Rep.	
6%	Finland	
6%	Slovakia	
6%	Sweden	
5%	Latvia	
4%	Lithuania	
2%	Croatia	
1%	Hungary	

Rounded results. 0% shares not shown.



# Most Contacted Votes for France by France Network

**Q1** "Which EU member state(s) would your government generally contact most on European policy matters? (select up to five)"

- EU  Affluent Seven
- Big Six  Southern Seven
- Founding Six  Visegrád Four

- |  |                                   |
|--|-----------------------------------|
| Austria <input type="radio"/>                  | Italy <input type="radio"/>       |
| Belgium <input type="radio"/>                  | Latvia <input type="radio"/>      |
| Bulgaria <input type="radio"/>                 | Lithuania <input type="radio"/>   |
| Croatia <input type="radio"/>                  | Luxembourg <input type="radio"/>  |
| Cyprus <input type="radio"/>                   | Malta <input type="radio"/>       |
| Czech R. <input type="radio"/>                 | Netherlands <input type="radio"/> |
| Denmark <input type="radio"/>                  | Poland <input type="radio"/>      |
| Estonia <input type="radio"/>                  | Portugal <input type="radio"/>    |
| Finland <input type="radio"/>                  | Romania <input type="radio"/>     |
| <b>France <input checked="" type="radio"/></b> | Slovakia <input type="radio"/>    |
| Germany <input type="radio"/>                  | Slovenia <input type="radio"/>    |
| Greece <input type="radio"/>                   | Spain <input type="radio"/>       |
| Hungary <input type="radio"/>                  | Sweden <input type="radio"/>      |
| Ireland <input type="radio"/>                  | UK <input type="radio"/>          |

## Preferences Overview

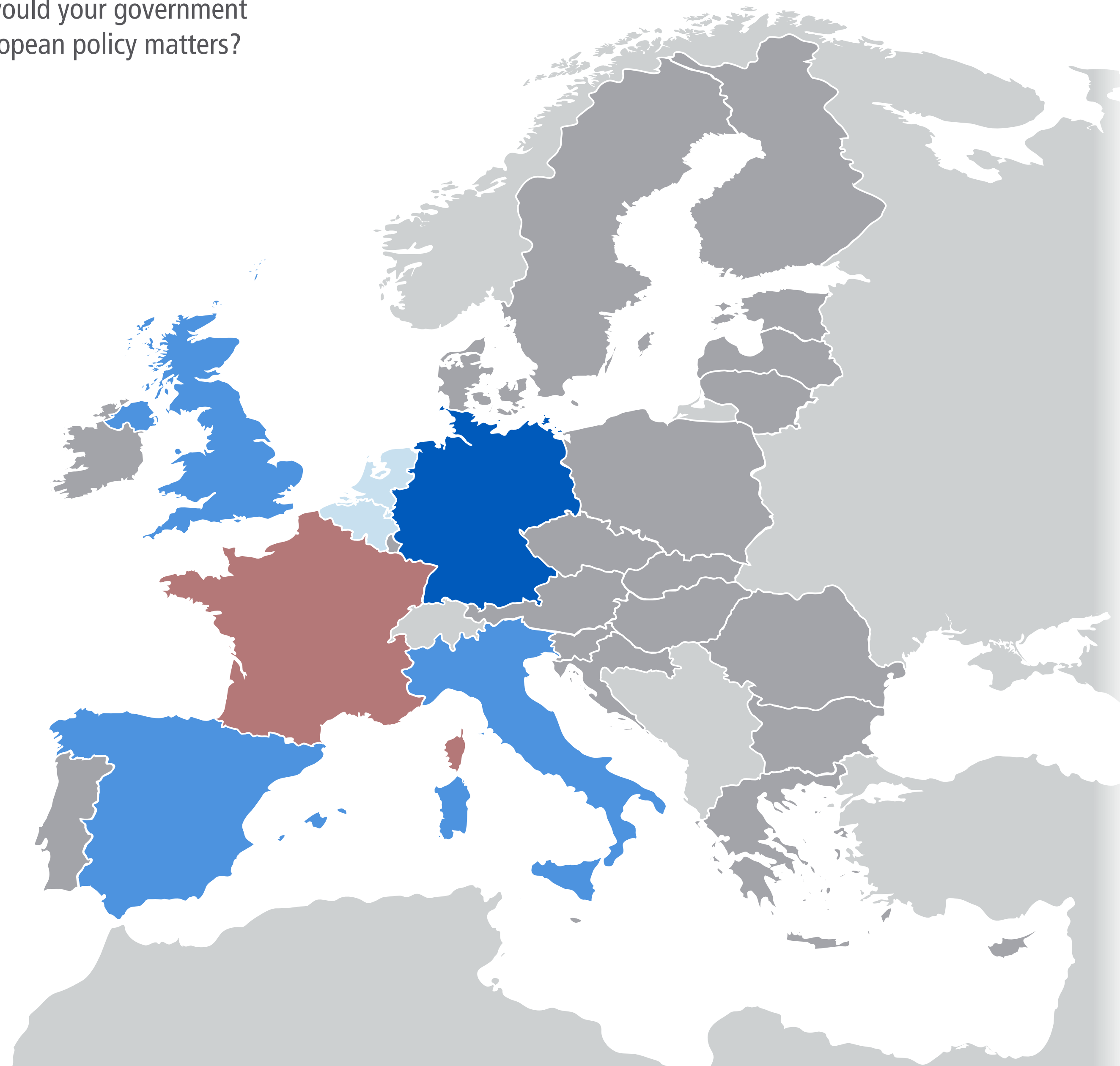
### Most Contacted

Shared Interests

Most Responsive

Most Disappointing

Commitment to Deeper Integration



Of 224 votes by 64 respondents, Germany received the most: 63

74%	Big 6	Share of votes for group
65%	Founding 6	
29%	Southern 7	
23%	Affluent 7	
4%	Visegrád 4	

28%	Germany	Share of votes for country
17%	Italy	
16%	UK	
11%	Spain	
9%	Belgium	
8%	Netherlands	
3%	Luxembourg	
2%	Poland	
2%	Portugal	
1%	Austria	
1%	Hungary	
1%	Sweden	

- Top %
- 10+ %
- 5-9 %
- 1-4 %

Rounded results. 0% shares not shown.

# Most Contacted Votes for France by France Network

Q1 "Which EU member state(s) would your government generally contact most on European policy matters? (select up to five)"

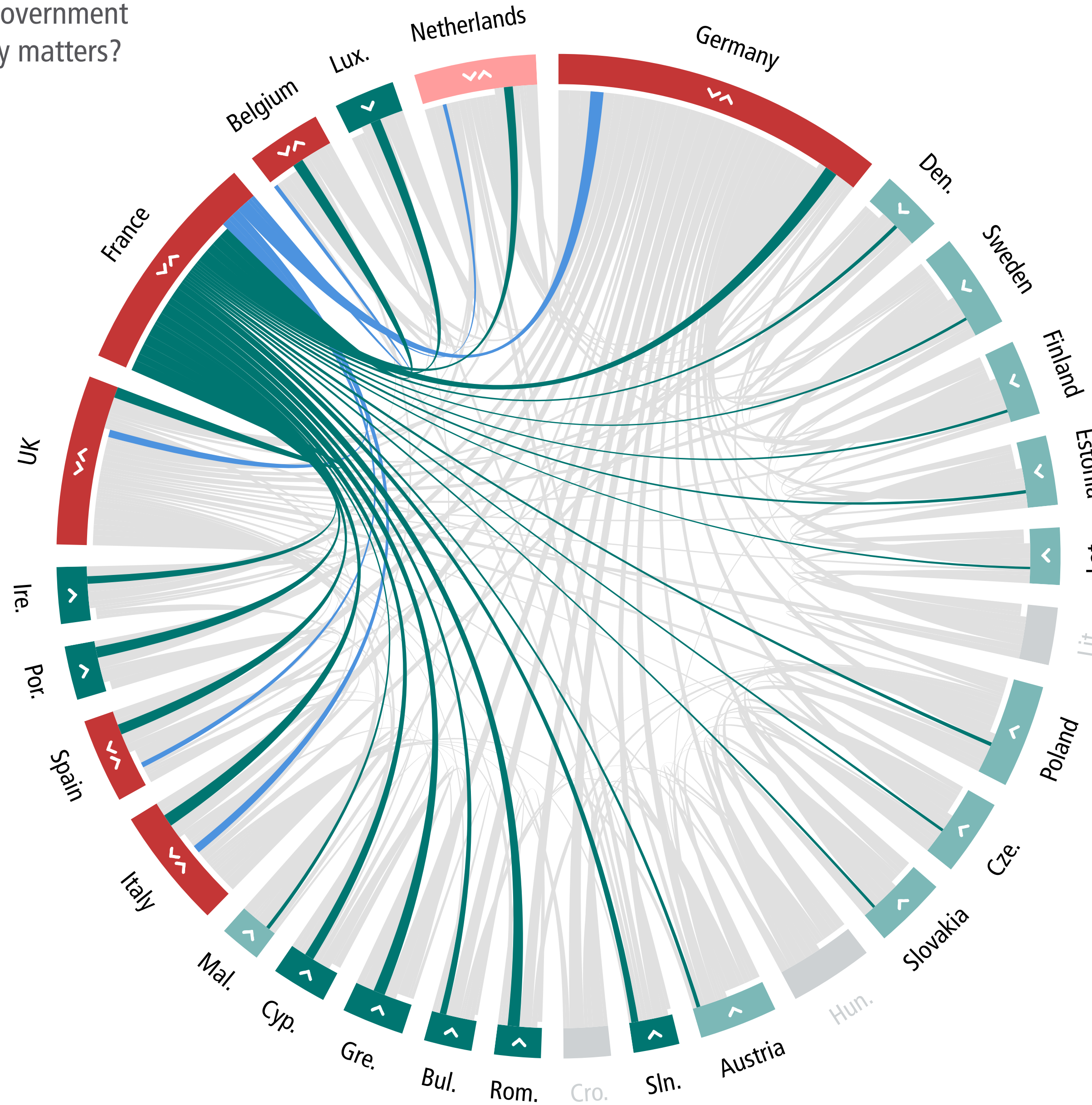
EU	<	○	Affluent Seven	<	>
Big Six	<	>	Southern Seven	<	>
Founding Six	<	>	Visegrád Four	<	>

Austria	<	>	○	Italy	<	>	○
Belgium	<	>	○	Latvia	<	>	○
Bulgaria	<	>	○	Lithuania	<	>	○
Croatia	<	>	○	Luxembourg	<	>	○
Cyprus	<	>	○	Malta	<	>	○
Czech R.	<	>	○	Netherlands	<	>	○
Denmark	<	>	○	Poland	<	>	○
Estonia	<	>	○	Portugal	<	>	○
Finland	<	>	○	Romania	<	>	○
<b>France</b>	<	>	●	Slovakia	<	>	○
Germany	<	>	○	Slovenia	<	>	○
Greece	<	>	○	Spain	<	>	○
Hungary	<	>	○	Sweden	<	>	○
Ireland	<	>	○	UK	<	>	○

## Preferences Overview

- Most Contacted
- Shared Interests
- Most Responsive
- Most Disappointing
- Commitment to Deeper Integration



Shared votes

stronger share	weaker share
Fra 28%	Ger 27%
Ita 26%	Fra 17%
UK 23%	Fra 16%
Spa 22%	Fra 11%
Bel 23%	Fra 9%
Net 19%	Fra 8%

## Lopsided votes

Only receiving from

25%	Greece
25%	Romania
23%	Portugal
22%	Luxembourg
20%	Cyprus
16%	Ireland
15%	Slovenia
14%	Bulgaria
8%	Austria
8%	Denmark
8%	Malta
8%	Poland
7%	Estonia
6%	Czech Rep.
6%	Finland
6%	Slovakia
6%	Sweden
5%	Latvia

Rounded results. Shares below 5% not shown.



# Most Contacted Votes for Germany by Germany Network

**Q1** "Which EU member state(s) would your government generally contact most on European policy matters? (select up to five)"

EU	<	<input type="radio"/>	Affluent Seven	<	>
Big Six	<	>	Southern Seven	<	>
Founding Six	<	>	Visegrád Four	<	>

---

Austria	<	>	<input type="radio"/>	Italy	<	>	<input type="radio"/>
Belgium	<	>	<input type="radio"/>	Latvia	<	>	<input type="radio"/>
Bulgaria	<	>	<input type="radio"/>	Lithuania	<	>	<input type="radio"/>
Croatia	<	>	<input type="radio"/>	Luxembourg	<	>	<input type="radio"/>
Cyprus	<	>	<input type="radio"/>	Malta	<	>	<input type="radio"/>
Czech R.	<	>	<input type="radio"/>	Netherlands	<	>	<input type="radio"/>
Denmark	<	>	<input type="radio"/>	Poland	<	>	<input type="radio"/>
Estonia	<	>	<input type="radio"/>	Portugal	<	>	<input type="radio"/>
Finland	<	>	<input type="radio"/>	Romania	<	>	<input type="radio"/>
France	<	>	<input type="radio"/>	Slovakia	<	>	<input type="radio"/>
<b>Germany</b>	<	>	<input checked="" type="radio"/>	Slovenia	<	>	<input type="radio"/>
Greece	<	>	<input type="radio"/>	Spain	<	>	<input type="radio"/>
Hungary	<	>	<input type="radio"/>	Sweden	<	>	<input type="radio"/>
Ireland	<	>	<input type="radio"/>	UK	<	>	<input type="radio"/>

Preferences Overview

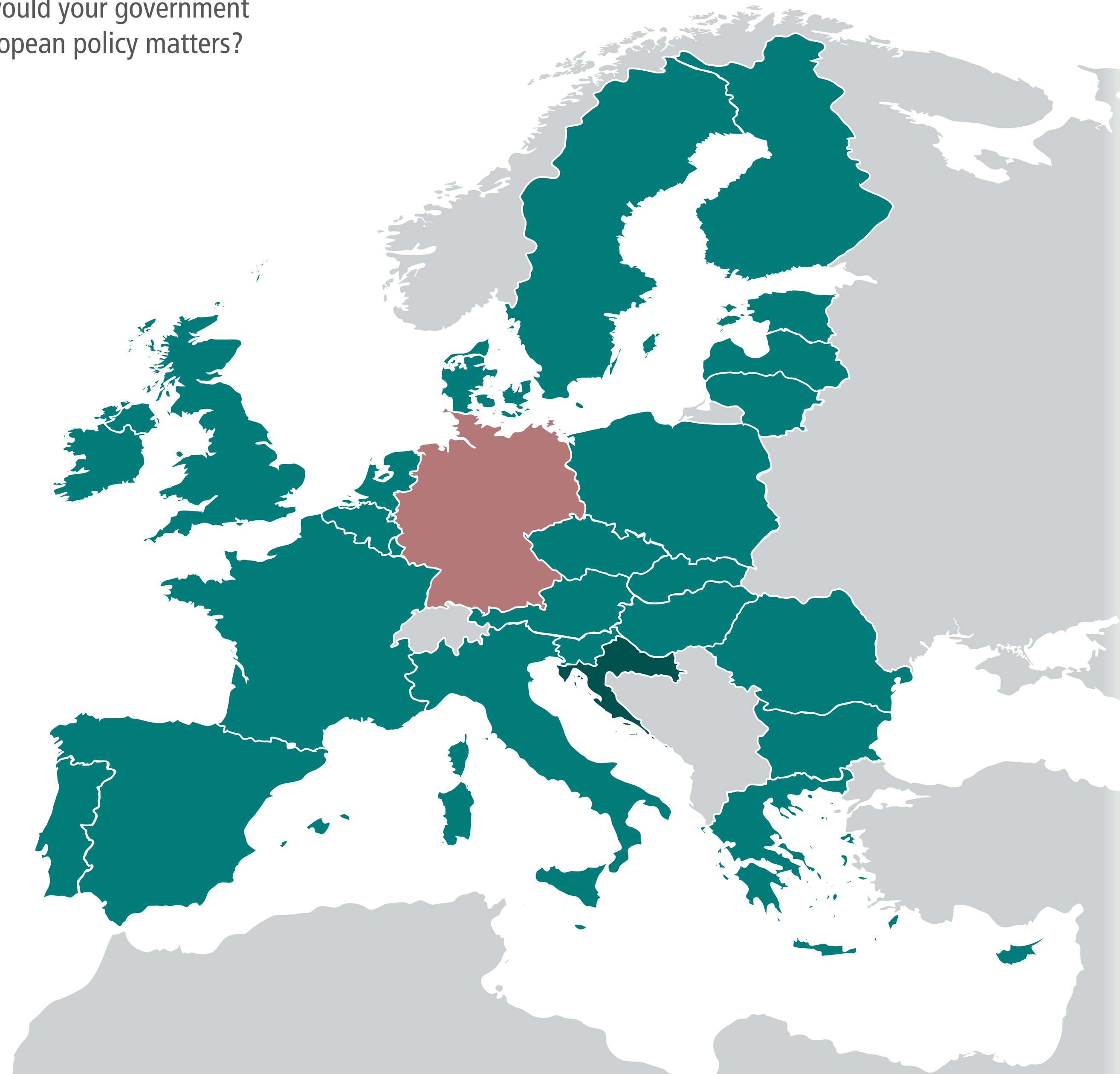
**Most Contacted**

Shared Interests

Most Responsive

Most Disappointing

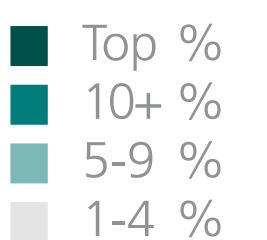
Commitment to Deeper Integration



Of 3377 votes by 877 respondents, Germany received 704 (20.8%)

23%	Affluent 7	Share of votes by group
23%	Southern 7	
20%	Big 6	
19%	Founding 6	
18%	Visegrád 4	

31%	Croatia	Share of votes by country
29%	Bulgaria	
28%	France	
26%	Romania	
25%	Austria	
25%	Greece	
25%	Italy	
24%	Luxembourg	
24%	Netherlands	
24%	Spain	
24%	UK	
23%	Portugal	
23%	Sweden	
22%	Denmark	
21%	Belgium	
21%	Czech Rep.	
21%	Finland	
21%	Lithuania	
21%	Slovenia	
20%	Ireland	
20%	Poland	
18%	Estonia	
17%	Latvia	
16%	Hungary	
16%	Slovakia	
11%	Cyprus	
10%	Malta	



Rounded results. 0% shares not shown.



# Most Contacted Votes for Germany by Germany Network

**Q1** "Which EU member state(s) would your government generally contact most on European policy matters? (select up to five)"

- EU  Affluent Seven
- Big Six  Southern Seven
- Founding Six  Visegrád Four

- |   |                                   |
|---|-----------------------------------|
| Austria <input type="radio"/>                   | Italy <input type="radio"/>       |
| Belgium <input type="radio"/>                   | Latvia <input type="radio"/>      |
| Bulgaria <input type="radio"/>                  | Lithuania <input type="radio"/>   |
| Croatia <input type="radio"/>                   | Luxembourg <input type="radio"/>  |
| Cyprus <input type="radio"/>                    | Malta <input type="radio"/>       |
| Czech R. <input type="radio"/>                  | Netherlands <input type="radio"/> |
| Denmark <input type="radio"/>                   | Poland <input type="radio"/>      |
| Estonia <input type="radio"/>                   | Portugal <input type="radio"/>    |
| Finland <input type="radio"/>                   | Romania <input type="radio"/>     |
| France <input type="radio"/>                    | Slovakia <input type="radio"/>    |
| <b>Germany <input checked="" type="radio"/></b> | Slovenia <input type="radio"/>    |
| Greece <input type="radio"/>                    | Spain <input type="radio"/>       |
| Hungary <input type="radio"/>                   | Sweden <input type="radio"/>      |
| Ireland <input type="radio"/>                   | UK <input type="radio"/>          |

## Preferences Overview


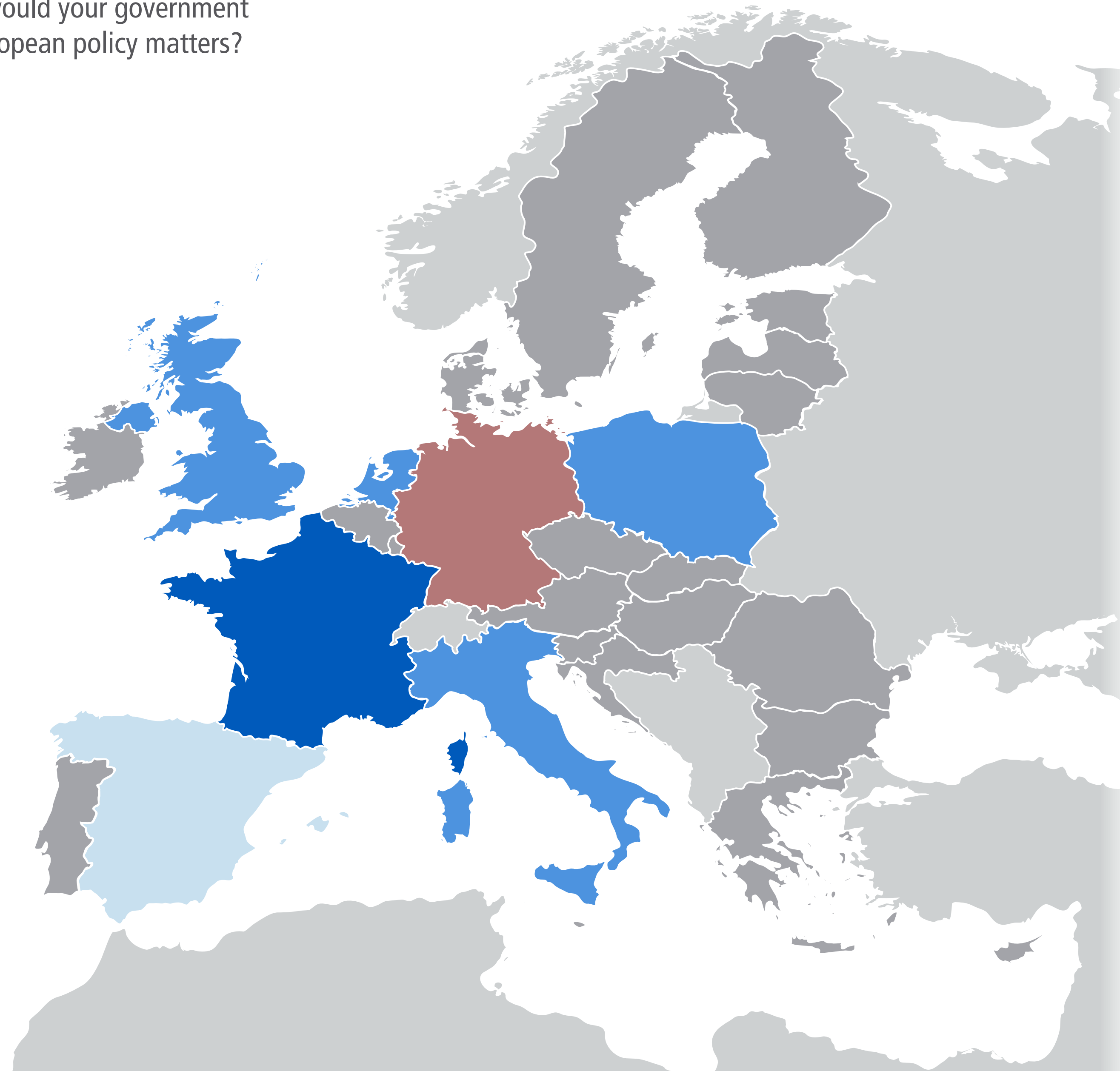
### Most Contacted

Shared Interests

Most Responsive

Most Disappointing

Commitment to Deeper Integration



Of 224 votes by 63 respondents, France received the most: 61

72%	Big 6	Share of votes for group
61%	Founding 6	
50%	Southern 7	
26%	Affluent 7	
12%	Visegrád 4	

27%	France	Share of votes for country
16%	Netherlands	
15%	Italy	
12%	Poland	
11%	UK	
7%	Spain	
4%	Austria	
3%	Belgium	
1%	Finland	
1%	Greece	
1%	Luxembourg	
1%	Sweden	

- Top %
- 10+ %
- 5-9 %
- 1-4 %

Rounded results. 0% shares not shown.

# Most Contacted Votes for Germany by Germany Network

Q1 "Which EU member state(s) would your government generally contact most on European policy matters? (select up to five)"

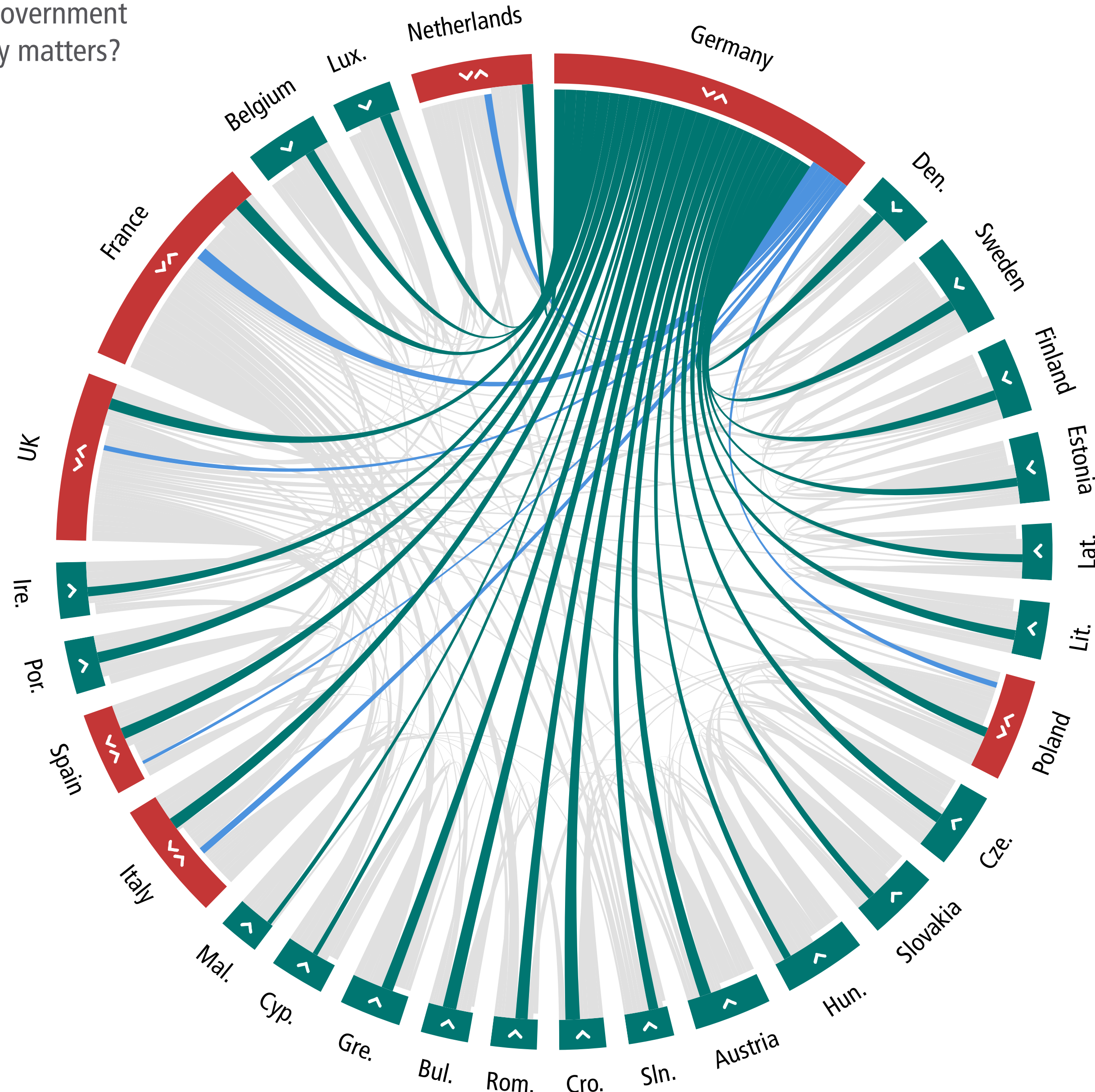
EU	<	○	Affluent Seven	<	>
Big Six	<	>	Southern Seven	<	>
Founding Six	<	>	Visegrád Four	<	>

Austria	<	>	○	Italy	<	>	○
Belgium	<	>	○	Latvia	<	>	○
Bulgaria	<	>	○	Lithuania	<	>	○
Croatia	<	>	○	Luxembourg	<	>	○
Cyprus	<	>	○	Malta	<	>	○
Czech R.	<	>	○	Netherlands	<	>	○
Denmark	<	>	○	Poland	<	>	○
Estonia	<	>	○	Portugal	<	>	○
Finland	<	>	○	Romania	<	>	○
France	<	>	○	Slovakia	<	>	○
Germany	<	>	●	Slovenia	<	>	○
Greece	<	>	○	Spain	<	>	○
Hungary	<	>	○	Sweden	<	>	○
Ireland	<	>	○	UK	<	>	○

## Preferences Overview

- Most Contacted
- Shared Interests
- Most Responsive
- Most Disappointing
- Commitment to Deeper Integration



Shared votes

stronger share	weaker share
Fra 28%	Ger 27%
Ita 25%	Ger 15%
Net 24%	Ger 16%
UK 24%	Ger 11%
Pol 20%	Ger 12%
Spa 24%	Ger 7%

Lopsided votes

Only receiving from

31%	Croatia
29%	Bulgaria
26%	Romania
25%	Austria
25%	Greece
24%	Luxembourg
23%	Portugal
23%	Sweden
22%	Denmark
21%	Belgium
21%	Czech Rep.
21%	Finland
21%	Lithuania
21%	Slovenia
20%	Ireland
18%	Estonia
17%	Latvia
16%	Hungary
16%	Slovakia
11%	Cyprus
10%	Malta

Rounded results. Shares below 5% not shown.



# Most Contacted Votes for Greece by Greece Network

**Q1** "Which EU member state(s) would your government generally contact most on European policy matters? (select up to five)"

EU	<	<input type="radio"/>	Affluent Seven	<	>		
Big Six	<	>	Southern Seven	<	>		
Founding Six	<	>	Visegrád Four	<	>		
Austria	<	>	<input type="radio"/>	Italy	<	>	<input type="radio"/>
Belgium	<	>	<input type="radio"/>	Latvia	<	>	<input type="radio"/>
Bulgaria	<	>	<input type="radio"/>	Lithuania	<	>	<input type="radio"/>
Croatia	<	>	<input type="radio"/>	Luxembourg	<	>	<input type="radio"/>
Cyprus	<	>	<input type="radio"/>	Malta	<	>	<input type="radio"/>
Czech R.	<	>	<input type="radio"/>	Netherlands	<	>	<input type="radio"/>
Denmark	<	>	<input type="radio"/>	Poland	<	>	<input type="radio"/>
Estonia	<	>	<input type="radio"/>	Portugal	<	>	<input type="radio"/>
Finland	<	>	<input type="radio"/>	Romania	<	>	<input type="radio"/>
France	<	>	<input type="radio"/>	Slovakia	<	>	<input type="radio"/>
Germany	<	>	<input type="radio"/>	Slovenia	<	>	<input type="radio"/>
<b>Greece</b>	<	<input checked="" type="radio"/>	>	Spain	<	>	<input type="radio"/>
Hungary	<	>	<input type="radio"/>	Sweden	<	>	<input type="radio"/>
Ireland	<	>	<input type="radio"/>	UK	<	>	<input type="radio"/>

Preferences Overview

**Most Contacted**

Shared Interests

Most Responsive

Most Disappointing

Commitment to Deeper Integration



Of 3377 votes by 877 respondents, Greece received 49 (1.5%)

4% Southern 7  
2% Founding 6  
1% Big 6

Share of votes by group

23% Cyprus  
7% Bulgaria  
6% Italy  
3% Portugal  
2% Malta  
1% Germany  
1% Romania  
1% Spain

Share of votes by country

■ Top %  
■ 10+ %  
■ 5-9 %  
■ 1-4 %

Rounded results. 0% shares not shown.



# Most Contacted Votes for Greece by Greece Network

**Q1** "Which EU member state(s) would your government generally contact most on European policy matters? (select up to five)"

- EU  Affluent Seven
- Big Six  Southern Seven
- Founding Six  Visegrád Four

- |  |                                   |
|--|-----------------------------------|
| Austria <input type="radio"/>                  | Italy <input type="radio"/>       |
| Belgium <input type="radio"/>                  | Latvia <input type="radio"/>      |
| Bulgaria <input type="radio"/>                 | Lithuania <input type="radio"/>   |
| Croatia <input type="radio"/>                  | Luxembourg <input type="radio"/>  |
| Cyprus <input type="radio"/>                   | Malta <input type="radio"/>       |
| Czech R. <input type="radio"/>                 | Netherlands <input type="radio"/> |
| Denmark <input type="radio"/>                  | Poland <input type="radio"/>      |
| Estonia <input type="radio"/>                  | Portugal <input type="radio"/>    |
| Finland <input type="radio"/>                  | Romania <input type="radio"/>     |
| France <input type="radio"/>                   | Slovakia <input type="radio"/>    |
| Germany <input type="radio"/>                  | Slovenia <input type="radio"/>    |
| <b>Greece <input checked="" type="radio"/></b> | Spain <input type="radio"/>       |
| Hungary <input type="radio"/>                  | Sweden <input type="radio"/>      |
| Ireland <input type="radio"/>                  | UK <input type="radio"/>          |

Preferences Overview

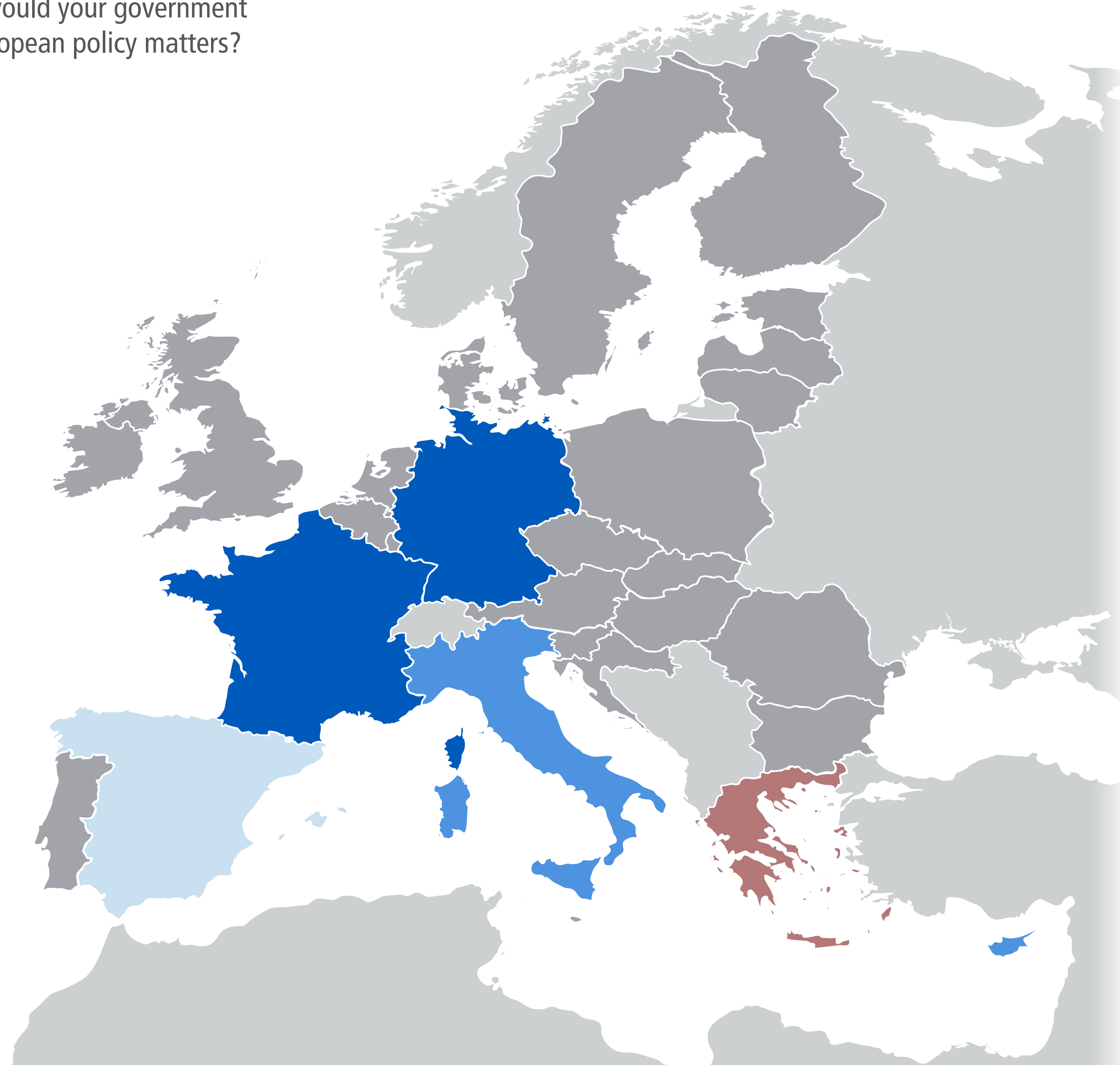
**Most Contacted**

Shared Interests

Most Responsive

Most Disappointing

Commitment to Deeper Integration



Of 48 votes by 12 respondents, France received the most: 12

79% Big 6  
73% Founding 6  
67% Southern 7  
4% Affluent 7

Share of votes for group

25% France  
25% Germany  
19% Italy  
15% Cyprus  
6% Spain  
4% Netherlands  
4% UK  
2% Portugal

Share of votes for country

■ Top %  
■ 10+ %  
■ 5-9 %  
■ 1-4 %

Rounded results. 0% shares not shown.

# Most Contacted Votes for Greece by Greece Network

Q1 "Which EU member state(s) would your government generally contact most on European policy matters? (select up to five)"

EU	<	○	Affluent Seven	<	>		
Big Six	<	>	Southern Seven	<	>		
Founding Six	<	>	Visegrád Four	<	>		
Austria	<	>	○	Italy	<	>	○
Belgium	<	>	○	Latvia	<	>	○
Bulgaria	<	>	○	Lithuania	<	>	○
Croatia	<	>	○	Luxembourg	<	>	○
Cyprus	<	>	○	Malta	<	>	○
Czech R.	<	>	○	Netherlands	<	>	○
Denmark	<	>	○	Poland	<	>	○
Estonia	<	>	○	Portugal	<	>	○
Finland	<	>	○	Romania	<	>	○
France	<	>	○	Slovakia	<	>	○
Germany	<	>	○	Slovenia	<	>	○
Greece	<	>	●	Spain	<	>	○
Hungary	<	>	○	Sweden	<	>	○
Ireland	<	>	○	UK	<	>	○

Preferences Overview

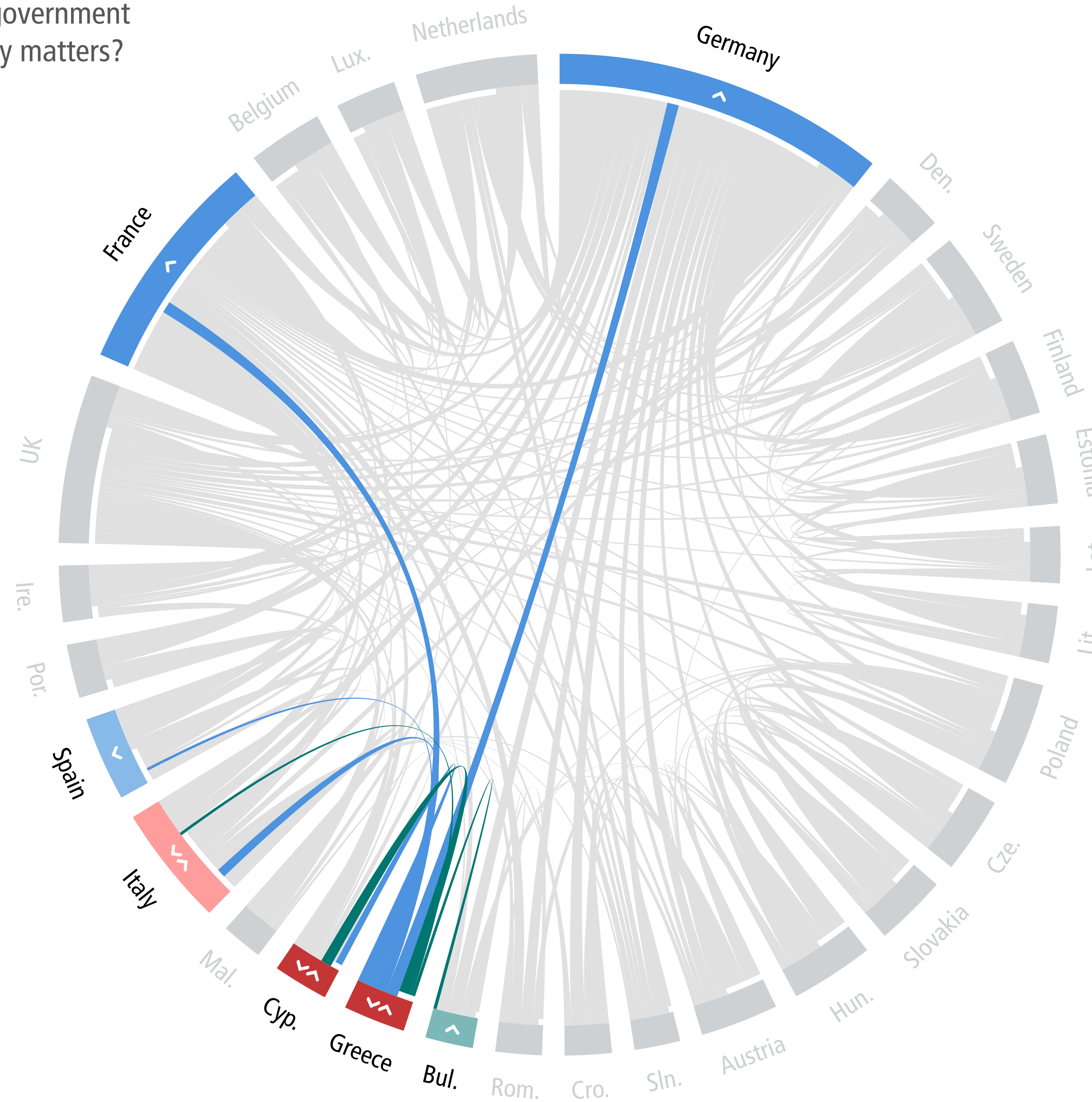
Most Contacted

Shared Interests

Most Responsive

Most Disappointing

Commitment to Deeper Integration



Shared votes

stronger share weaker share

Cyp23% Gre 15% Ita 6%

Gre 19%

Lopsided votes

Only sending to

25% France  
25% Germany  
6% Spain

Only receiving from

7% Bulgaria

Rounded results. Shares below 5% not shown.



# Most Contacted Votes for Hungary by Hungary Network

**Q1** "Which EU member state(s) would your government generally contact most on European policy matters? (select up to five)"

EU	<	<input type="radio"/>	Affluent Seven	<	>
Big Six	<	>	Southern Seven	<	>
Founding Six	<	>	Visegrád Four	<	>

---

Austria	<	>	<input type="radio"/>	Italy	<	>	<input type="radio"/>
Belgium	<	>	<input type="radio"/>	Latvia	<	>	<input type="radio"/>
Bulgaria	<	>	<input type="radio"/>	Lithuania	<	>	<input type="radio"/>
Croatia	<	>	<input type="radio"/>	Luxembourg	<	>	<input type="radio"/>
Cyprus	<	>	<input type="radio"/>	Malta	<	>	<input type="radio"/>
Czech R.	<	>	<input type="radio"/>	Netherlands	<	>	<input type="radio"/>
Denmark	<	>	<input type="radio"/>	Poland	<	>	<input type="radio"/>
Estonia	<	>	<input type="radio"/>	Portugal	<	>	<input type="radio"/>
Finland	<	>	<input type="radio"/>	Romania	<	>	<input type="radio"/>
France	<	>	<input type="radio"/>	Slovakia	<	>	<input type="radio"/>
Germany	<	>	<input type="radio"/>	Slovenia	<	>	<input type="radio"/>
Greece	<	>	<input type="radio"/>	Spain	<	>	<input type="radio"/>
<b>Hungary</b>	<	>	<input checked="" type="radio"/>	Sweden	<	>	<input type="radio"/>
Ireland	<	>	<input type="radio"/>	UK	<	>	<input type="radio"/>

Preferences Overview


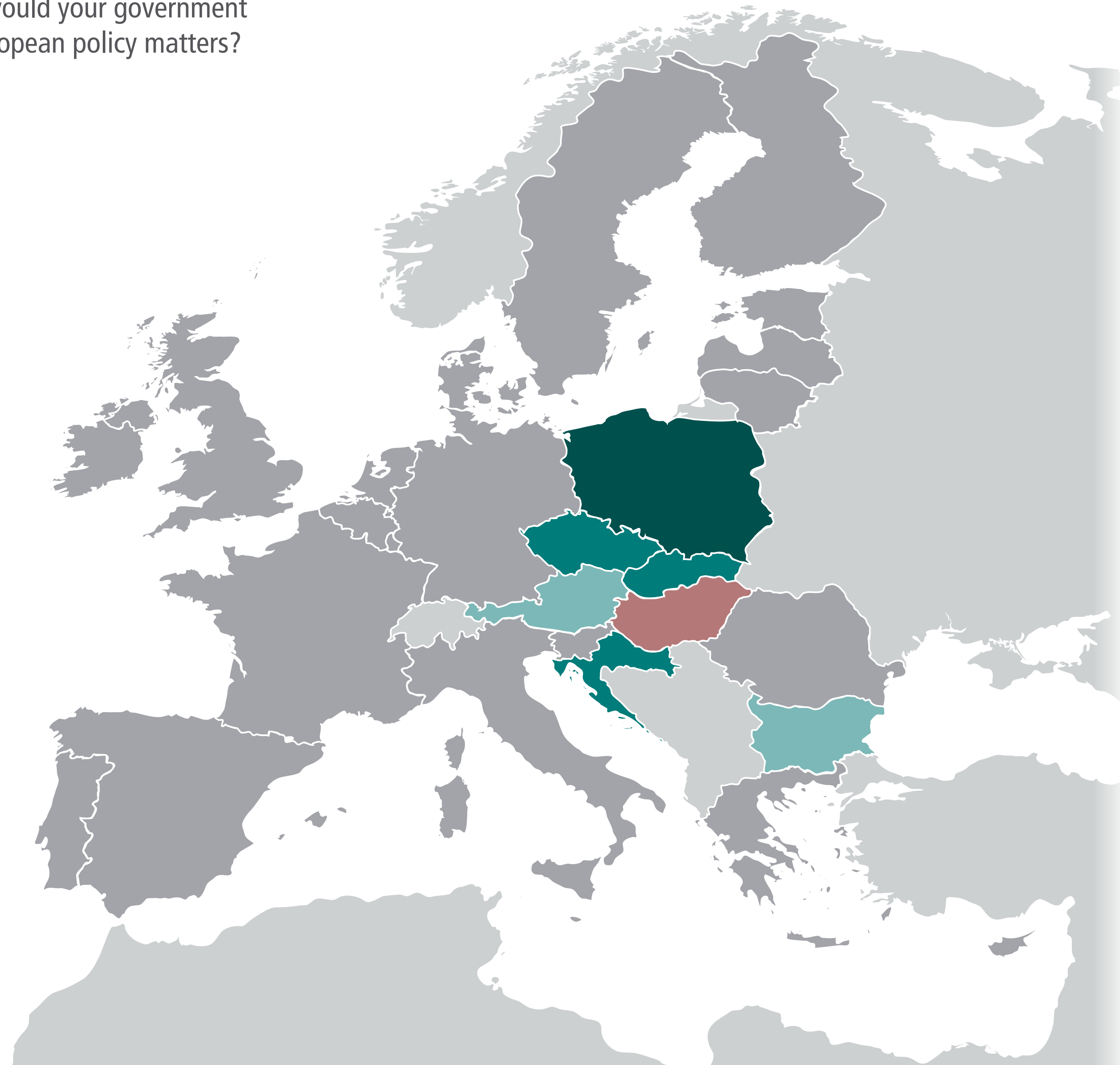
**Most Contacted**

Shared Interests

Most Responsive

Most Disappointing

Commitment to Deeper Integration



Of 3377 votes by 877 respondents, Hungary received 103 (3.1%)

15% Visegrád 4  
4% Big 6  
1% Affluent 7

Share of votes by group

24% Poland  
17% Slovakia  
12% Czech Rep.  
10% Croatia  
6% Austria  
5% Bulgaria  
3% Romania  
1% Denmark  
1% France  
1% Slovenia

Share of votes by country

■ Top %  
■ 10+ %  
■ 5-9 %  
■ 1-4 %

Rounded results. 0% shares not shown.



# Most Contacted Votes for Hungary by Hungary Network

**Q1** "Which EU member state(s) would your government generally contact most on European policy matters? (select up to five)"

EU	<	<input type="radio"/>	Affluent Seven	<	>
Big Six	<	>	Southern Seven	<	>
Founding Six	<	>	Visegrád Four	<	>

---

Austria	<	>	<input type="radio"/>	Italy	<	>	<input type="radio"/>
Belgium	<	>	<input type="radio"/>	Latvia	<	>	<input type="radio"/>
Bulgaria	<	>	<input type="radio"/>	Lithuania	<	>	<input type="radio"/>
Croatia	<	>	<input type="radio"/>	Luxembourg	<	>	<input type="radio"/>
Cyprus	<	>	<input type="radio"/>	Malta	<	>	<input type="radio"/>
Czech R.	<	>	<input type="radio"/>	Netherlands	<	>	<input type="radio"/>
Denmark	<	>	<input type="radio"/>	Poland	<	>	<input type="radio"/>
Estonia	<	>	<input type="radio"/>	Portugal	<	>	<input type="radio"/>
Finland	<	>	<input type="radio"/>	Romania	<	>	<input type="radio"/>
France	<	>	<input type="radio"/>	Slovakia	<	>	<input type="radio"/>
Germany	<	>	<input type="radio"/>	Slovenia	<	>	<input type="radio"/>
Greece	<	>	<input type="radio"/>	Spain	<	>	<input type="radio"/>
<b>Hungary</b>	<	>	<input checked="" type="radio"/>	Sweden	<	>	<input type="radio"/>
Ireland	<	>	<input type="radio"/>	UK	<	>	<input type="radio"/>

Preferences Overview

**Most Contacted**

Shared Interests

Most Responsive

Most Disappointing

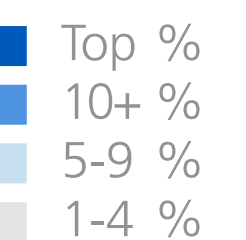
Commitment to Deeper Integration



Of 82 votes by 20 respondents, Poland received the most: 18

57%	Visegrád 4	Share of votes for group
45%	Big 6	
17%	Founding 6	
16%	Affluent 7	
1%	Southern 7	

22%	Poland	Share of votes for country
18%	Slovakia	
17%	Czech Rep.	
16%	Austria	
16%	Germany	
6%	UK	
1%	Bulgaria	
1%	Croatia	
1%	France	
1%	Slovenia	



Rounded results. 0% shares not shown.

# Most Contacted Votes for Hungary by Hungary Network

Q1 "Which EU member state(s) would your government generally contact most on European policy matters? (select up to five)"

EU	<	○	Affluent Seven	<	>
Big Six	<	>	Southern Seven	<	>
Founding Six	<	>	Visegrád Four	<	>

---

Austria	<	>	○	Italy	<	>	○
Belgium	<	>	○	Latvia	<	>	○
Bulgaria	<	>	○	Lithuania	<	>	○
Croatia	<	>	○	Luxembourg	<	>	○
Cyprus	<	>	○	Malta	<	>	○
Czech R.	<	>	○	Netherlands	<	>	○
Denmark	<	>	○	Poland	<	>	○
Estonia	<	>	○	Portugal	<	>	○
Finland	<	>	○	Romania	<	>	○
France	<	>	○	Slovakia	<	>	○
Germany	<	>	○	Slovenia	<	>	○
Greece	<	>	○	Spain	<	>	○
<b>Hungary</b>	<	>	●	Sweden	<	>	○
Ireland	<	>	○	UK	<	>	○

Preferences Overview

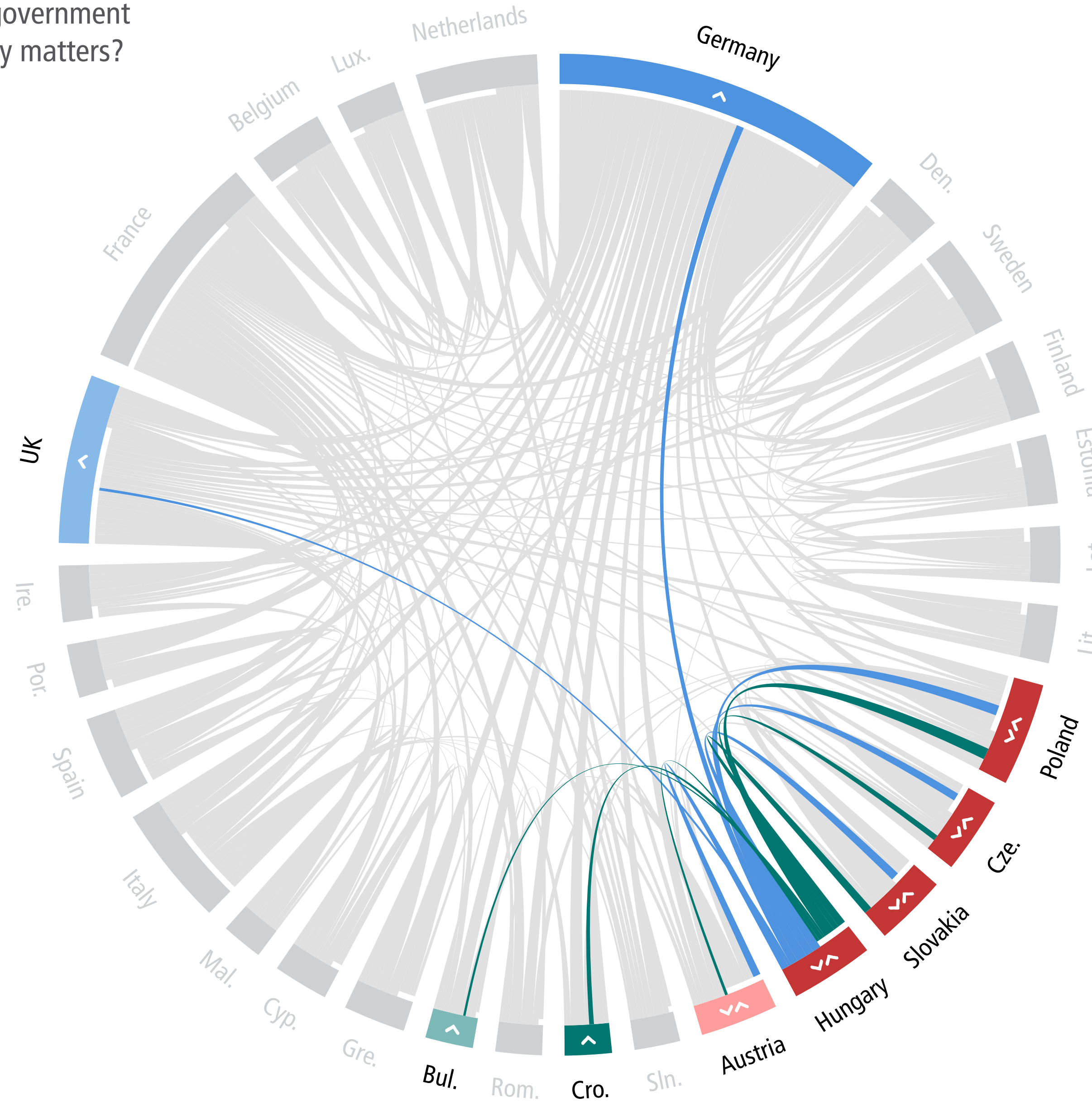
Most Contacted

Shared Interests

Most Responsive

Most Disappointing

Commitment to Deeper Integration



Shared votes

stronger share weaker share

- Pol 24%
- Hun18%
- Hun17%
- Hun16%
- Hun22%
- Slk 17%
- Cze 12%
- Aut 6%

Lopsided votes

Only sending to

- 16% Germany
- 6% UK

Only receiving from

- 10% Croatia
- 5% Bulgaria

Rounded results. Shares below 5% not shown.



# Most Contacted Votes for Ireland by Ireland Network

**Q1** "Which EU member state(s) would your government generally contact most on European policy matters? (select up to five)"

EU	<	<input type="radio"/>	Affluent Seven	<	>
Big Six	<	>	Southern Seven	<	>
Founding Six	<	>	Visegrád Four	<	>

---

Austria	<	>	<input type="radio"/>	Italy	<	>	<input type="radio"/>
Belgium	<	>	<input type="radio"/>	Latvia	<	>	<input type="radio"/>
Bulgaria	<	>	<input type="radio"/>	Lithuania	<	>	<input type="radio"/>
Croatia	<	>	<input type="radio"/>	Luxembourg	<	>	<input type="radio"/>
Cyprus	<	>	<input type="radio"/>	Malta	<	>	<input type="radio"/>
Czech R.	<	>	<input type="radio"/>	Netherlands	<	>	<input type="radio"/>
Denmark	<	>	<input type="radio"/>	Poland	<	>	<input type="radio"/>
Estonia	<	>	<input type="radio"/>	Portugal	<	>	<input type="radio"/>
Finland	<	>	<input type="radio"/>	Romania	<	>	<input type="radio"/>
France	<	>	<input type="radio"/>	Slovakia	<	>	<input type="radio"/>
Germany	<	>	<input type="radio"/>	Slovenia	<	>	<input type="radio"/>
Greece	<	>	<input type="radio"/>	Spain	<	>	<input type="radio"/>
Hungary	<	>	<input type="radio"/>	Sweden	<	>	<input type="radio"/>
Ireland	<	>	<input checked="" type="radio"/>	UK	<	>	<input type="radio"/>

Preferences Overview

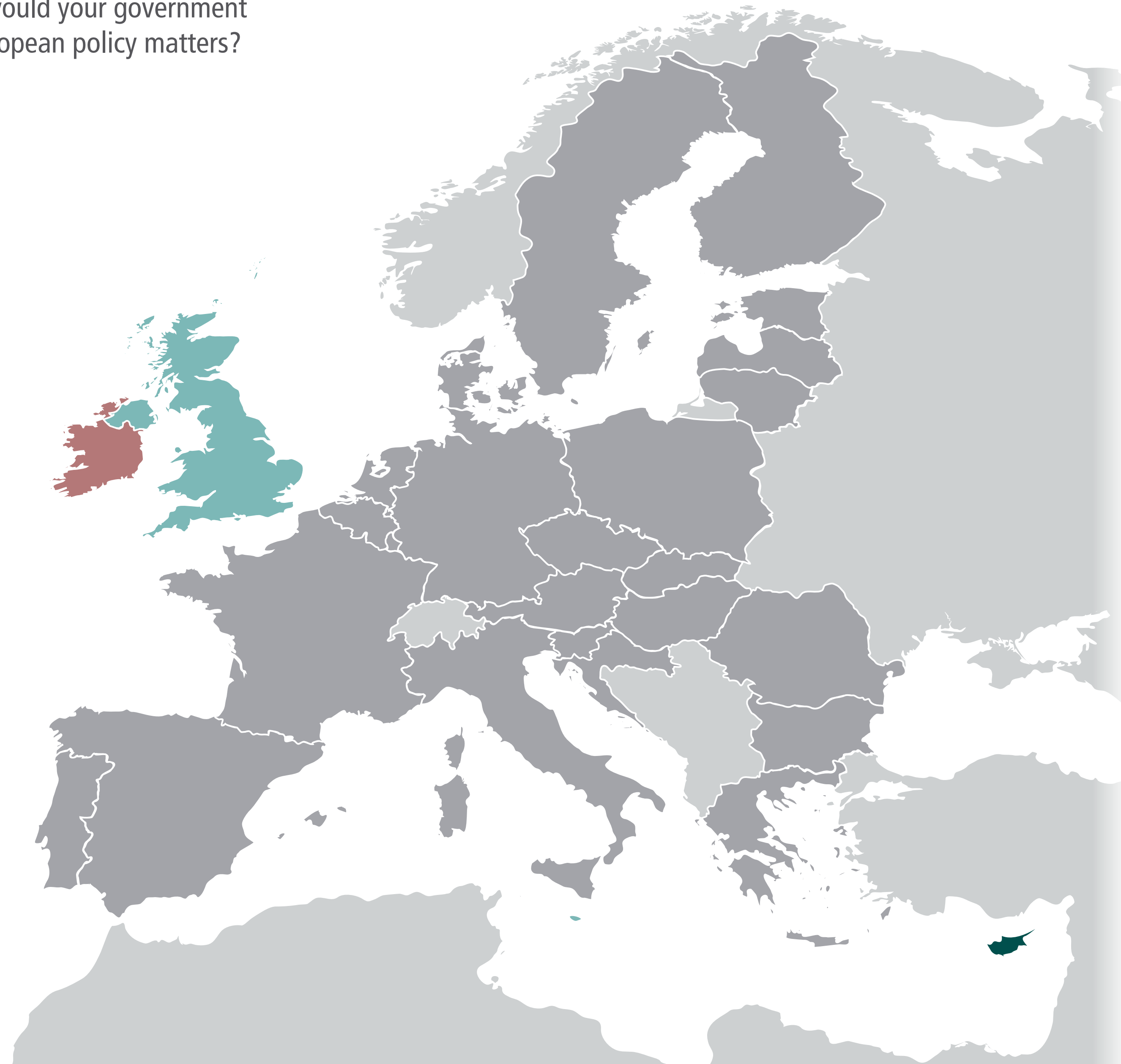
**Most Contacted**

Shared Interests

Most Responsive

Most Disappointing

Commitment to Deeper Integration



Of 3377 votes by 877 respondents, Ireland received 35 (1%)

2% Southern 7  
1% Affluent 7  
1% Big 6

Share of votes by group

11% Cyprus  
7% Malta  
7% UK  
3% Austria  
3% Latvia  
2% Luxembourg  
1% Denmark  
1% Finland  
1% Netherlands  
1% Slovenia  
1% Spain

Share of votes by country

■ Top %  
■ 10+ %  
■ 5-9 %  
■ 1-4 %

Rounded results. 0% shares not shown.



# Most Contacted Votes for Ireland by Ireland Network

Q1 "Which EU member state(s) would your government generally contact most on European policy matters? (select up to five)"

EU	<	<input type="radio"/>	Affluent Seven	<	>
Big Six	<	>	Southern Seven	<	>
Founding Six	<	>	Visegrád Four	<	>

---

Austria	<	>	<input type="radio"/>	Italy	<	>	<input type="radio"/>
Belgium	<	>	<input type="radio"/>	Latvia	<	>	<input type="radio"/>
Bulgaria	<	>	<input type="radio"/>	Lithuania	<	>	<input type="radio"/>
Croatia	<	>	<input type="radio"/>	Luxembourg	<	>	<input type="radio"/>
Cyprus	<	>	<input type="radio"/>	Malta	<	>	<input type="radio"/>
Czech R.	<	>	<input type="radio"/>	Netherlands	<	>	<input type="radio"/>
Denmark	<	>	<input type="radio"/>	Poland	<	>	<input type="radio"/>
Estonia	<	>	<input type="radio"/>	Portugal	<	>	<input type="radio"/>
Finland	<	>	<input type="radio"/>	Romania	<	>	<input type="radio"/>
France	<	>	<input type="radio"/>	Slovakia	<	>	<input type="radio"/>
Germany	<	>	<input type="radio"/>	Slovenia	<	>	<input type="radio"/>
Greece	<	>	<input type="radio"/>	Spain	<	>	<input type="radio"/>
Hungary	<	>	<input type="radio"/>	Sweden	<	>	<input type="radio"/>
Ireland	<	>	<input checked="" type="radio"/>	UK	<	>	<input type="radio"/>

Preferences Overview

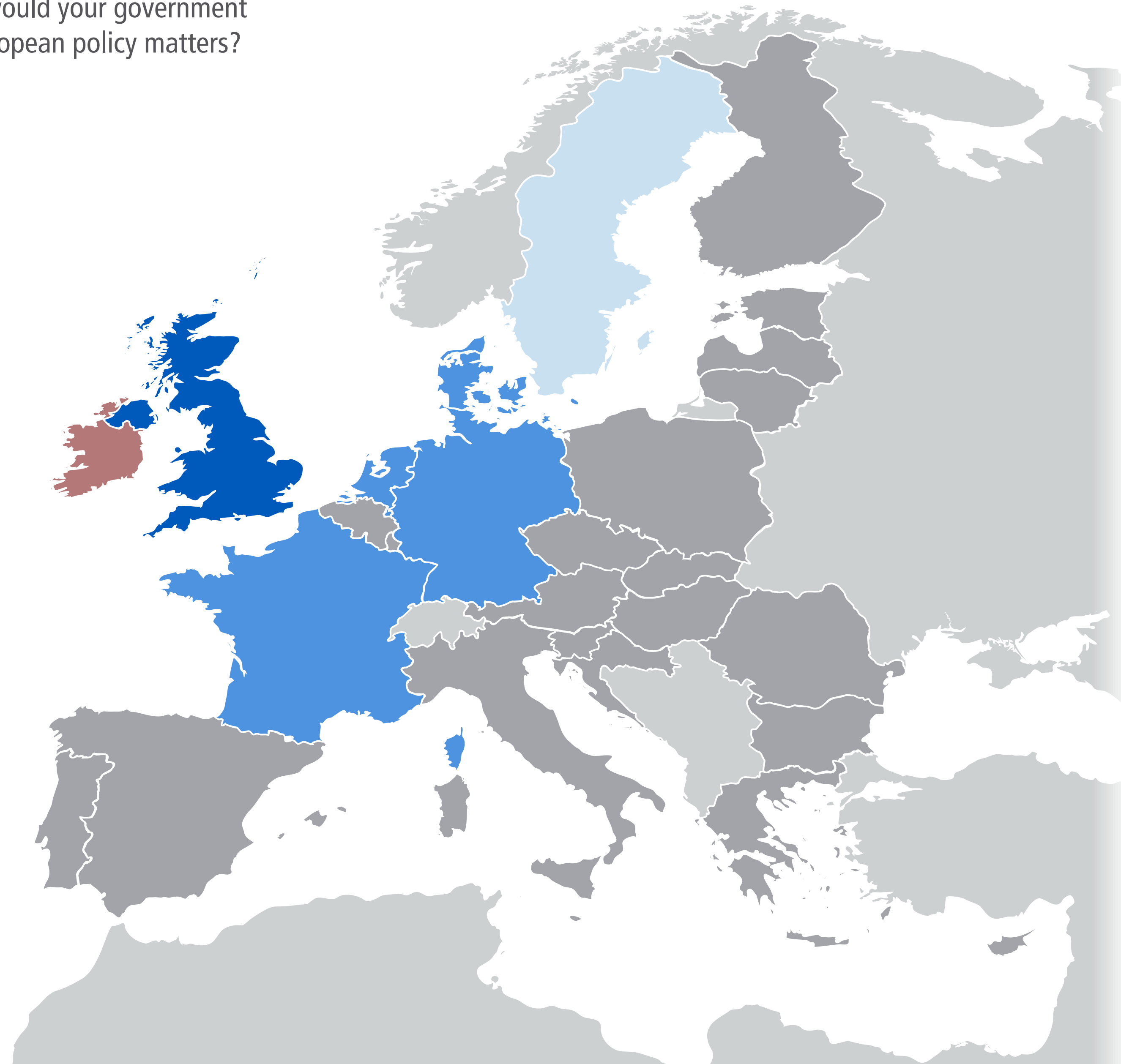
**Most Contacted**

Shared Interests

Most Responsive

Most Disappointing

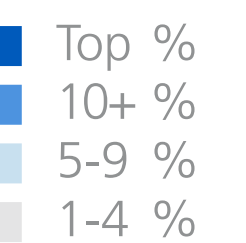
Commitment to Deeper Integration



Of 179 votes by 41 respondents, UK received the most: 37

59%	Big 6	Share of votes for group
58%	Founding 6	
40%	Affluent 7	
18%	Southern 7	

21%	UK	Share of votes for country
20%	Germany	
17%	Netherlands	
16%	France	
10%	Denmark	
5%	Sweden	
3%	Finland	
2%	Belgium	
2%	Spain	
1%	Austria	
1%	Estonia	
1%	Italy	
1%	Luxembourg	



Rounded results. 0% shares not shown.

# Most Contacted Votes for Ireland by Ireland Network

Q1 "Which EU member state(s) would your government generally contact most on European policy matters? (select up to five)"

EU	<	○	Affluent Seven	<	>		
Big Six	<	>	Southern Seven	<	>		
Founding Six	<	>	Visegrád Four	<	>		
Austria	<	>	○	Italy	<	>	○
Belgium	<	>	○	Latvia	<	>	○
Bulgaria	<	>	○	Lithuania	<	>	○
Croatia	<	>	○	Luxembourg	<	>	○
Cyprus	<	>	○	Malta	<	>	○
Czech R.	<	>	○	Netherlands	<	>	○
Denmark	<	>	○	Poland	<	>	○
Estonia	<	>	○	Portugal	<	>	○
Finland	<	>	○	Romania	<	>	○
France	<	>	○	Slovakia	<	>	○
Germany	<	>	○	Slovenia	<	>	○
Greece	<	>	○	Spain	<	>	○
Hungary	<	>	○	Sweden	<	>	○
Ireland	<	>	●	UK	<	>	○

Preferences Overview

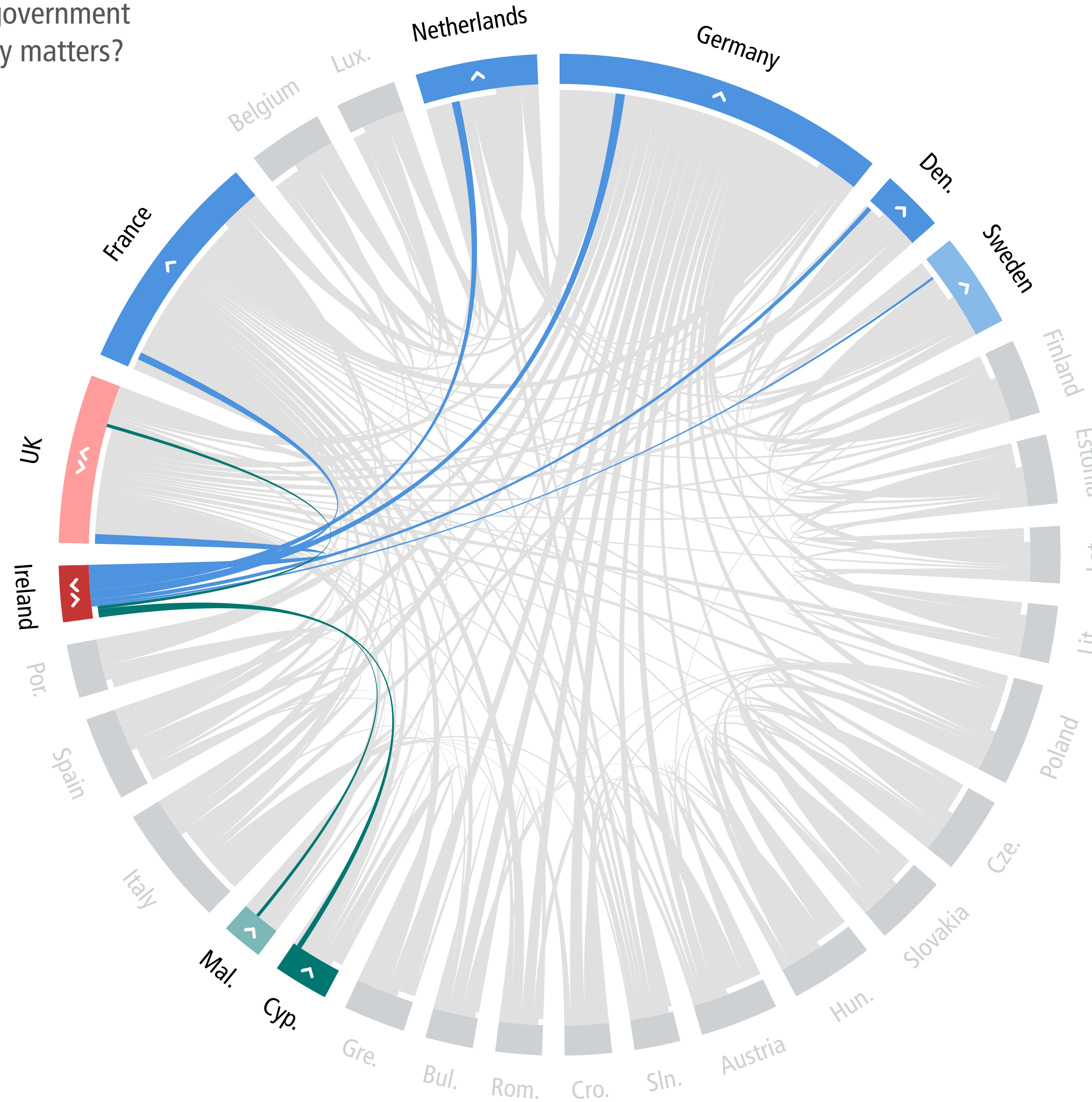
Most Contacted

Shared Interests

Most Responsive

Most Disappointing

Commitment to Deeper Integration



Shared votes  
stronger share weaker share  
Ire 21% UK 7%

Lopsided votes

Only sending to

20% Germany  
17% Netherlands  
16% France  
10% Denmark  
5% Sweden

Only receiving from

11% Cyprus  
7% Malta

Rounded results. Shares below 5% not shown.



# Most Contacted Votes for Italy by Italy Network

Q1 "Which EU member state(s) would your government generally contact most on European policy matters? (select up to five)"

EU	<	<input type="radio"/>	Affluent Seven	<	>
Big Six	<	>	Southern Seven	<	>
Founding Six	<	>	Visegrád Four	<	>

---

Austria	<	>	<input type="radio"/>	<b>Italy</b>	<	>	<input checked="" type="radio"/>	>	<input type="radio"/>
Belgium	<	>	<input type="radio"/>	Latvia	<	>	<input type="radio"/>	>	<input type="radio"/>
Bulgaria	<	>	<input type="radio"/>	Lithuania	<	>	<input type="radio"/>	>	<input type="radio"/>
Croatia	<	>	<input type="radio"/>	Luxembourg	<	>	<input type="radio"/>	>	<input type="radio"/>
Cyprus	<	>	<input type="radio"/>	Malta	<	>	<input type="radio"/>	>	<input type="radio"/>
Czech R.	<	>	<input type="radio"/>	Netherlands	<	>	<input type="radio"/>	>	<input type="radio"/>
Denmark	<	>	<input type="radio"/>	Poland	<	>	<input type="radio"/>	>	<input type="radio"/>
Estonia	<	>	<input type="radio"/>	Portugal	<	>	<input type="radio"/>	>	<input type="radio"/>
Finland	<	>	<input type="radio"/>	Romania	<	>	<input type="radio"/>	>	<input type="radio"/>
France	<	>	<input type="radio"/>	Slovakia	<	>	<input type="radio"/>	>	<input type="radio"/>
Germany	<	>	<input type="radio"/>	Slovenia	<	>	<input type="radio"/>	>	<input type="radio"/>
Greece	<	>	<input type="radio"/>	Spain	<	>	<input type="radio"/>	>	<input type="radio"/>
Hungary	<	>	<input type="radio"/>	Sweden	<	>	<input type="radio"/>	>	<input type="radio"/>
Ireland	<	>	<input type="radio"/>	UK	<	>	<input type="radio"/>	>	<input type="radio"/>

Preferences Overview

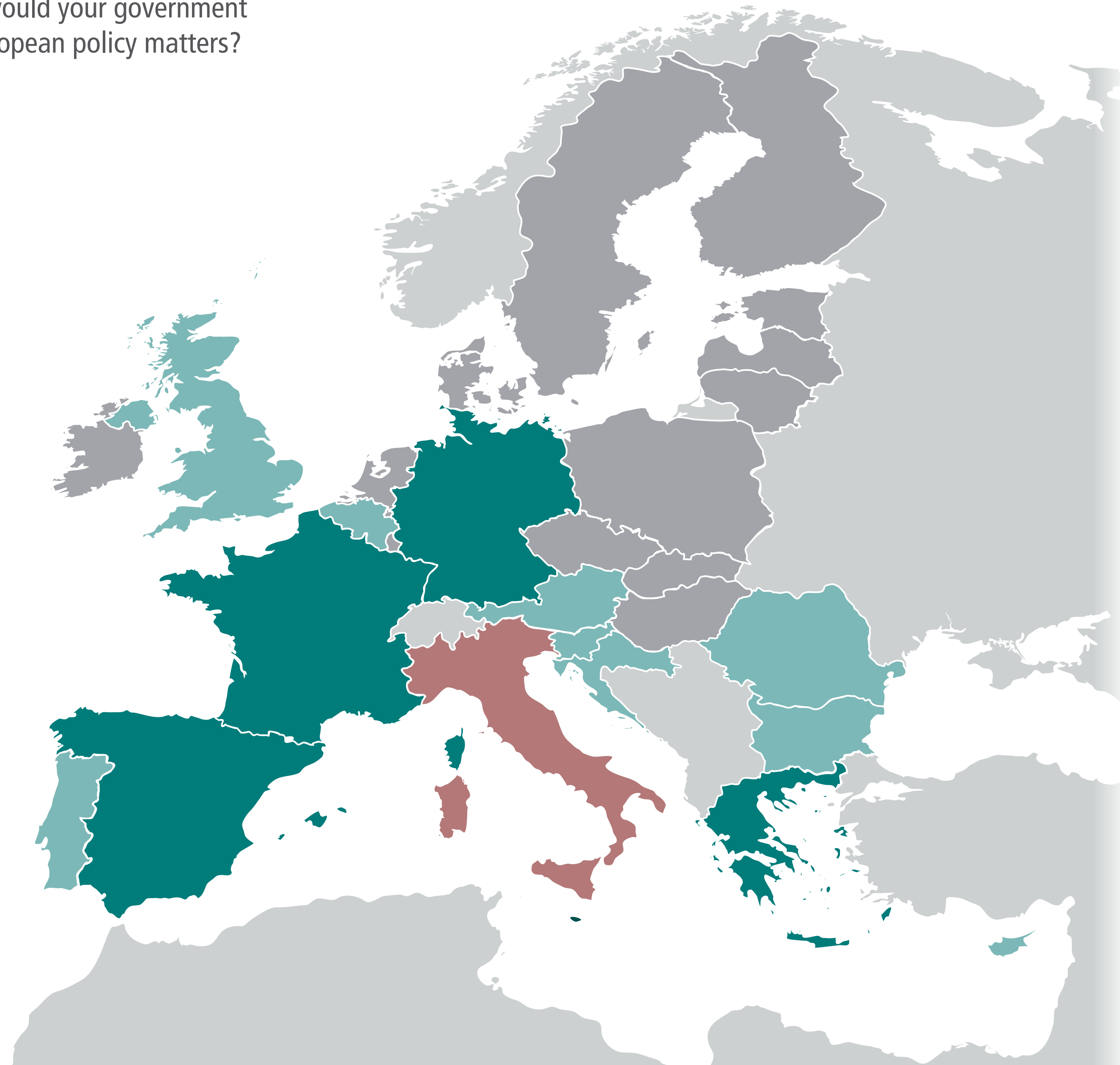
**Most Contacted**

Shared Interests

Most Responsive

Most Disappointing

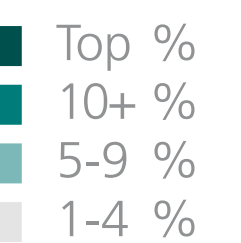
Commitment to Deeper Integration



Of 3377 votes by 877 respondents, Italy received 196 (5.8%)

12%	Southern 7	Share of votes by group
10%	Big 6	
8%	Founding 6	
2%	Affluent 7	

24%	Malta	Share of votes by country
19%	Greece	
18%	Spain	
17%	France	
15%	Germany	
9%	Austria	
9%	Romania	
9%	UK	
8%	Belgium	
8%	Cyprus	
6%	Croatia	
6%	Portugal	
5%	Bulgaria	
5%	Slovenia	
1%	Denmark	
1%	Estonia	
1%	Ireland	
1%	Netherlands	
1%	Poland	



Rounded results. 0% shares not shown.



# Most Contacted Votes for Italy by Italy Network

**Q1** "Which EU member state(s) would your government generally contact most on European policy matters? (select up to five)"

- EU  Affluent Seven
- Big Six  Southern Seven
- Founding Six  Visegrád Four

- |                                |   |
|--------------------------------|---|
| Austria <input type="radio"/>  | <b>Italy</b> <input checked="" type="radio"/> |
| Belgium <input type="radio"/>  | Latvia <input type="radio"/>                  |
| Bulgaria <input type="radio"/> | Lithuania <input type="radio"/>               |
| Croatia <input type="radio"/>  | Luxembourg <input type="radio"/>              |
| Cyprus <input type="radio"/>   | Malta <input type="radio"/>                   |
| Czech R. <input type="radio"/> | Netherlands <input type="radio"/>             |
| Denmark <input type="radio"/>  | Poland <input type="radio"/>                  |
| Estonia <input type="radio"/>  | Portugal <input type="radio"/>                |
| Finland <input type="radio"/>  | Romania <input type="radio"/>                 |
| France <input type="radio"/>   | Slovakia <input type="radio"/>                |
| Germany <input type="radio"/>  | Slovenia <input type="radio"/>                |
| Greece <input type="radio"/>   | Spain <input type="radio"/>                   |
| Hungary <input type="radio"/>  | Sweden <input type="radio"/>                  |
| Ireland <input type="radio"/>  | UK <input type="radio"/>                      |

Preferences Overview


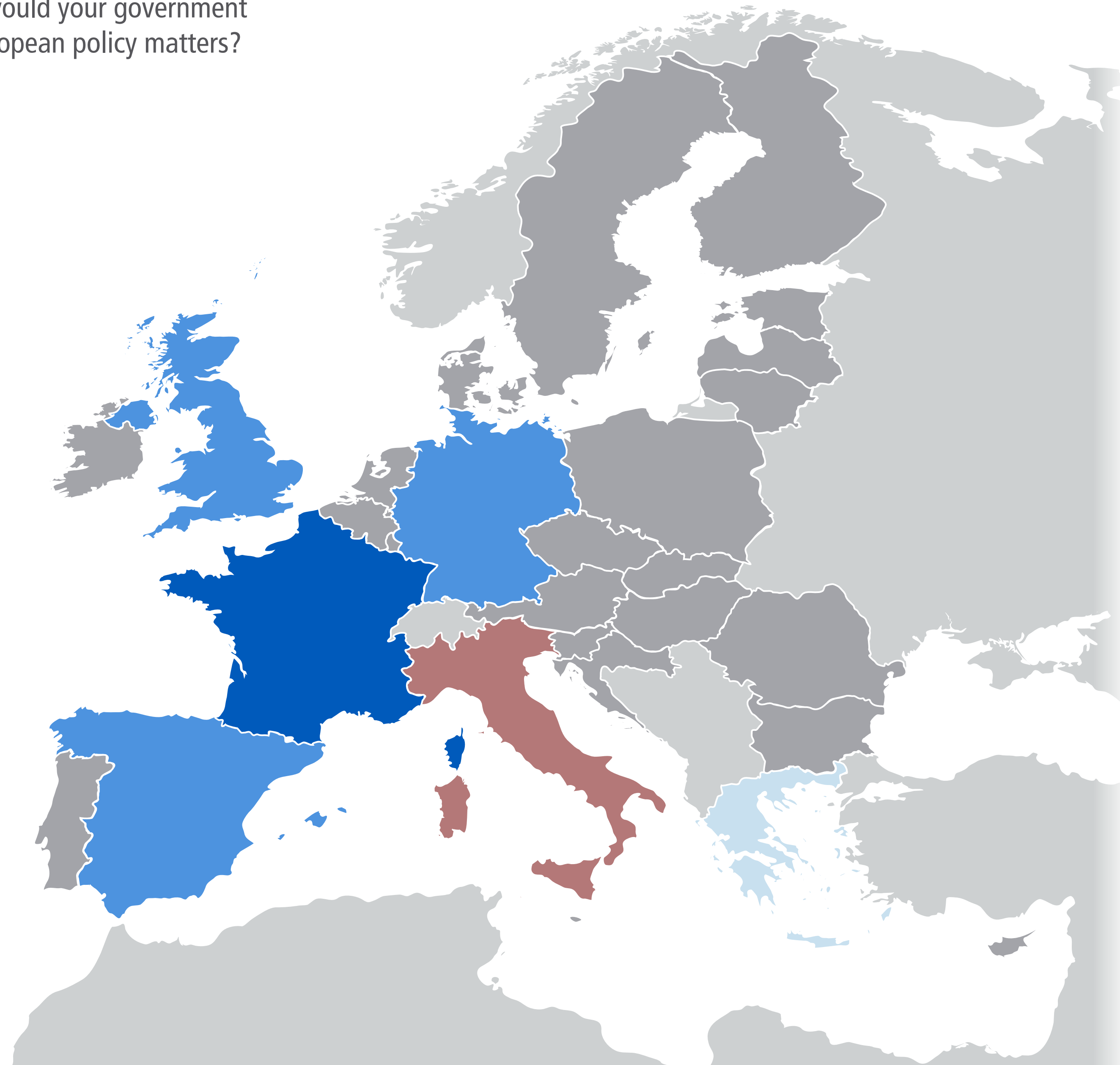
**Most Contacted**

Shared Interests

Most Responsive

Most Disappointing

Commitment to Deeper Integration



Of 201 votes by 58 respondents, France received the most: 52

82%	Big 6	Share of votes for group
56%	Founding 6	
51%	Southern 7	
8%	Affluent 7	
1%	Visegrád 4	

26%	France	Share of votes for country
25%	Germany	
18%	Spain	
12%	UK	
6%	Greece	
2%	Austria	
2%	Belgium	
2%	Netherlands	
1%	Finland	
1%	Poland	
1%	Slovenia	

- Top %
- 10+ %
- 5-9 %
- 1-4 %

Rounded results. 0% shares not shown.

# Most Contacted Votes for Italy by Italy Network

Q1 "Which EU member state(s) would your government generally contact most on European policy matters? (select up to five)"

EU	<	○	Affluent Seven	<	>
Big Six	<	>	Southern Seven	<	>
Founding Six	<	>	Visegrád Four	<	>

---

Austria	<	>	○	Italy	<	>	●
Belgium	<	>	○	Latvia	<	>	○
Bulgaria	<	>	○	Lithuania	<	>	○
Croatia	<	>	○	Luxembourg	<	>	○
Cyprus	<	>	○	Malta	<	>	○
Czech R.	<	>	○	Netherlands	<	>	○
Denmark	<	>	○	Poland	<	>	○
Estonia	<	>	○	Portugal	<	>	○
Finland	<	>	○	Romania	<	>	○
France	<	>	○	Slovakia	<	>	○
Germany	<	>	○	Slovenia	<	>	○
Greece	<	>	○	Spain	<	>	○
Hungary	<	>	○	Sweden	<	>	○
Ireland	<	>	○	UK	<	>	○

Preferences Overview

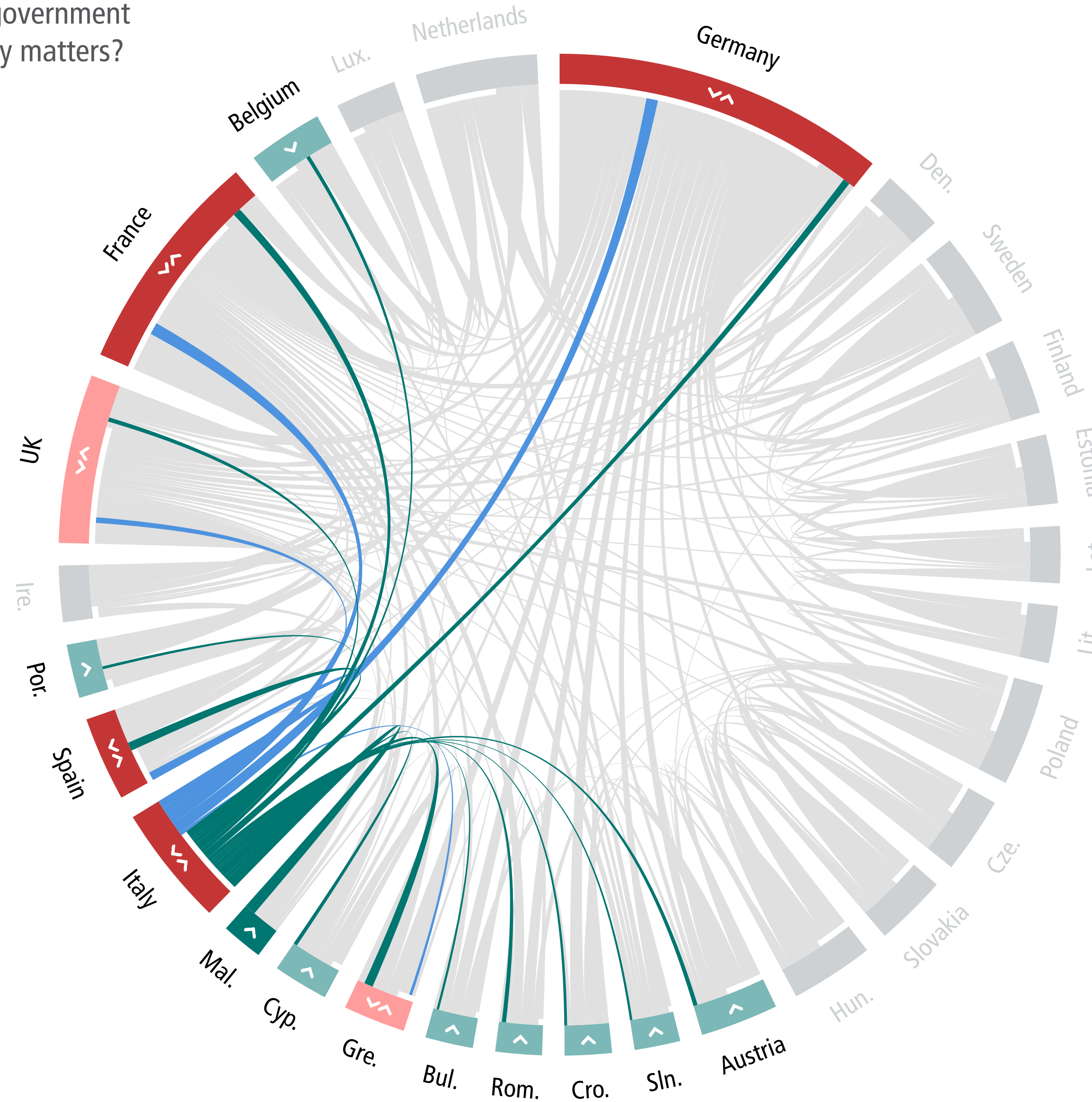
Most Contacted

Shared Interests

Most Responsive

Most Disappointing

Commitment to Deeper Integration



Shared votes

stronger share weaker share

Ita 26%	Fra 17%	●
Ita 25%	Ger 15%	●
Ita 18%	Spa 18%	●
Gre 19%	Ita 6%	●
Ita 12%	UK 9%	●

Lopsided votes

Only receiving from

24%	Malta
9%	Austria
9%	Romania
8%	Belgium
8%	Cyprus
6%	Croatia
6%	Portugal
5%	Bulgaria
5%	Slovenia

Rounded results. Shares below 5% not shown.



# Most Contacted Votes for Latvia by Latvia Network

**Q1** "Which EU member state(s) would your government generally contact most on European policy matters? (select up to five)"

- EU  Affluent Seven
- Big Six  Southern Seven
- Founding Six  Visegrád Four

- |                                |  |
|--------------------------------|--|
| Austria <input type="radio"/>  | Italy <input type="radio"/>                    |
| Belgium <input type="radio"/>  | <b>Latvia</b> <input checked="" type="radio"/> |
| Bulgaria <input type="radio"/> | Lithuania <input type="radio"/>                |
| Croatia <input type="radio"/>  | Luxembourg <input type="radio"/>               |
| Cyprus <input type="radio"/>   | Malta <input type="radio"/>                    |
| Czech R. <input type="radio"/> | Netherlands <input type="radio"/>              |
| Denmark <input type="radio"/>  | Poland <input type="radio"/>                   |
| Estonia <input type="radio"/>  | Portugal <input type="radio"/>                 |
| Finland <input type="radio"/>  | Romania <input type="radio"/>                  |
| France <input type="radio"/>   | Slovakia <input type="radio"/>                 |
| Germany <input type="radio"/>  | Slovenia <input type="radio"/>                 |
| Greece <input type="radio"/>   | Spain <input type="radio"/>                    |
| Hungary <input type="radio"/>  | Sweden <input type="radio"/>                   |
| Ireland <input type="radio"/>  | UK <input type="radio"/>                       |

## Preferences Overview

### Most Contacted

Shared Interests

Most Responsive

Most Disappointing

Commitment to Deeper Integration



Of 3377 votes by 877 respondents, Latvia received 35 (1%)

Share of votes by group

- 16% Estonia
- 14% Lithuania
- 1% Czech Rep.
- 1% Denmark

Share of votes by country

- Top %
- 10+ %
- 5-9 %
- 1-4 %

Rounded results. 0% shares not shown.

# Most Contacted Votes for Latvia by Latvia Network

**Q1** "Which EU member state(s) would your government generally contact most on European policy matters? (select up to five)"

- EU  Affluent Seven
- Big Six  Southern Seven
- Founding Six  Visegrád Four

- |                                |  |
|--------------------------------|--|
| Austria <input type="radio"/>  | Italy <input type="radio"/>                    |
| Belgium <input type="radio"/>  | <b>Latvia</b> <input checked="" type="radio"/> |
| Bulgaria <input type="radio"/> | Lithuania <input type="radio"/>                |
| Croatia <input type="radio"/>  | Luxembourg <input type="radio"/>               |
| Cyprus <input type="radio"/>   | Malta <input type="radio"/>                    |
| Czech R. <input type="radio"/> | Netherlands <input type="radio"/>              |
| Denmark <input type="radio"/>  | Poland <input type="radio"/>                   |
| Estonia <input type="radio"/>  | Portugal <input type="radio"/>                 |
| Finland <input type="radio"/>  | Romania <input type="radio"/>                  |
| France <input type="radio"/>   | Slovakia <input type="radio"/>                 |
| Germany <input type="radio"/>  | Slovenia <input type="radio"/>                 |
| Greece <input type="radio"/>   | Spain <input type="radio"/>                    |
| Hungary <input type="radio"/>  | Sweden <input type="radio"/>                   |
| Ireland <input type="radio"/>  | UK <input type="radio"/>                       |

## Preferences Overview

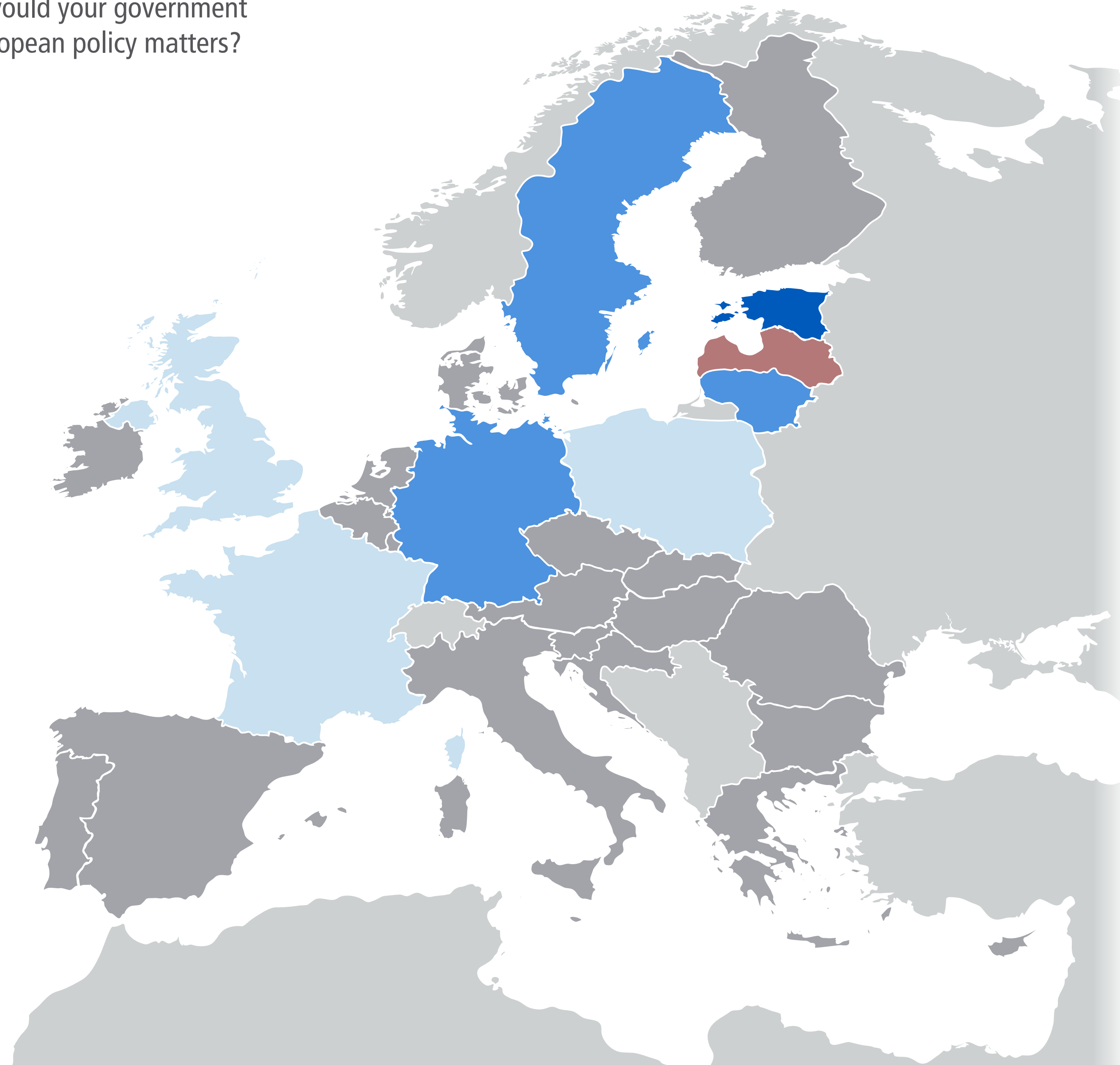
### Most Contacted

Shared Interests

Most Responsive

Most Disappointing

Commitment to Deeper Integration



Of 76 votes by 19 respondents, Estonia received the most: 15

36%	Big 6	Share of votes for group
25%	Affluent 7	
25%	Founding 6	
8%	Visegrád 4	
5%	Southern 7	

20%	Estonia	Share of votes for country
17%	Germany	
17%	Lithuania	
13%	Sweden	
8%	Poland	
5%	France	
5%	UK	
4%	Denmark	
4%	Finland	
3%	Belgium	
3%	Ireland	
1%	Austria	

- Top %
- 10+ %
- 5-9 %
- 1-4 %

Rounded results. 0% shares not shown.



# Most Contacted Votes for Latvia by Latvia Network

Q1 "Which EU member state(s) would your government generally contact most on European policy matters? (select up to five)"

EU	<	○	Affluent Seven	<	>		
Big Six	<	>	Southern Seven	<	>		
Founding Six	<	>	Visegrád Four	<	>		
Austria	<	>	○	Italy	<	>	○
Belgium	<	>	○	<b>Latvia</b>	<	>	●
Bulgaria	<	>	○	Lithuania	<	>	○
Croatia	<	>	○	Luxembourg	<	>	○
Cyprus	<	>	○	Malta	<	>	○
Czech R.	<	>	○	Netherlands	<	>	○
Denmark	<	>	○	Poland	<	>	○
Estonia	<	>	○	Portugal	<	>	○
Finland	<	>	○	Romania	<	>	○
France	<	>	○	Slovakia	<	>	○
Germany	<	>	○	Slovenia	<	>	○
Greece	<	>	○	Spain	<	>	○
Hungary	<	>	○	Sweden	<	>	○
Ireland	<	>	○	UK	<	>	○

Preferences Overview

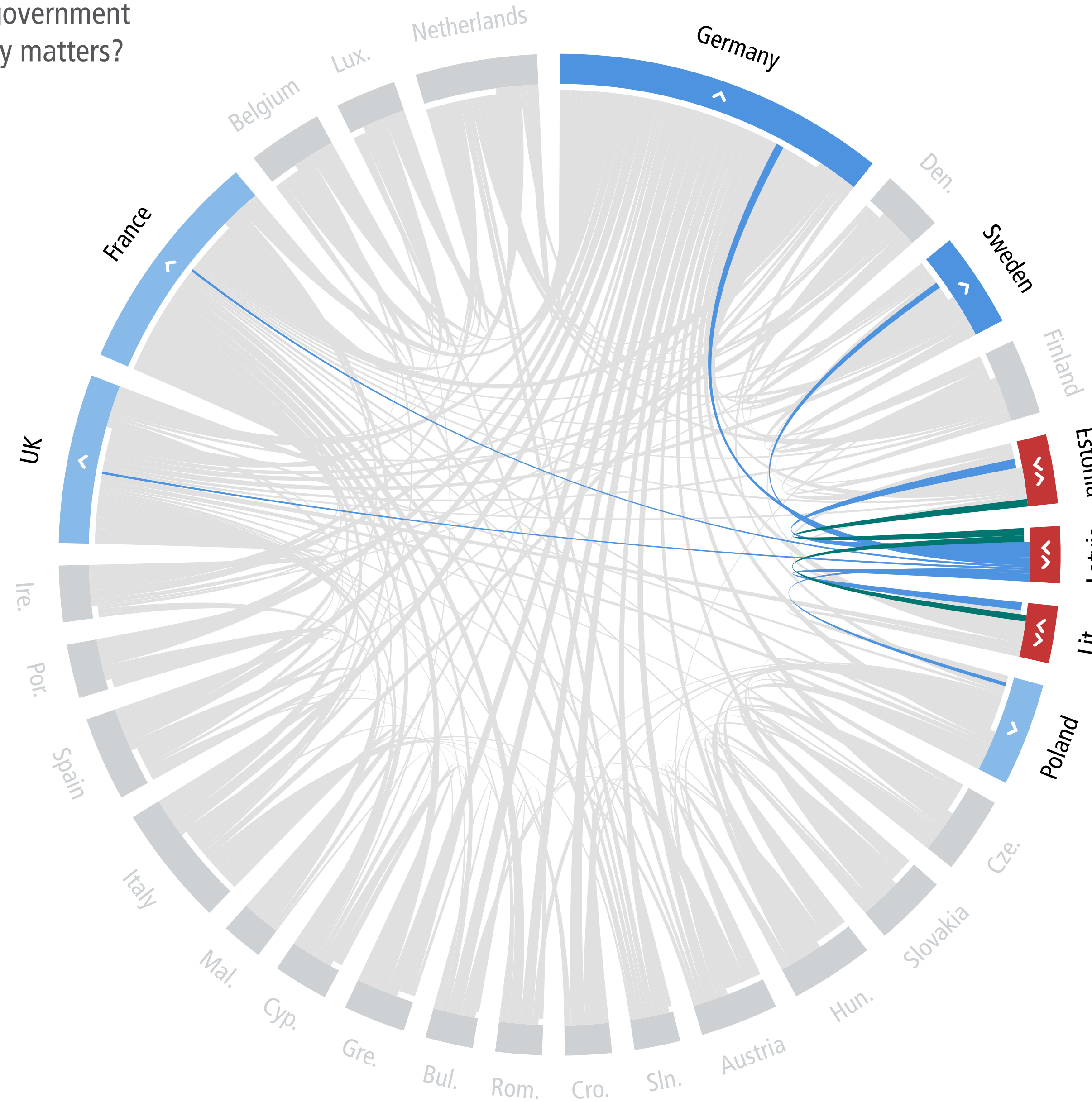
**Most Contacted**

Shared Interests

Most Responsive

Most Disappointing

Commitment to Deeper Integration



Shared votes

stronger share weaker share

Lat 20% Est 16%  
Lat 17% Lit 14%

Lopsided votes

Only sending to

17% Germany  
13% Sweden  
8% Poland  
5% France  
5% UK

Rounded results. Shares below 5% not shown.

# Most Contacted Votes for Lithuania by Lithuania Network

**Q1** "Which EU member state(s) would your government generally contact most on European policy matters? (select up to five)"

EU	<	<input type="radio"/>	Affluent Seven	<	>
Big Six	<	>	Southern Seven	<	>
Founding Six	<	>	Visegrád Four	<	>

---

Austria	<	>	<input type="radio"/>	Italy	<	>	<input type="radio"/>
Belgium	<	>	<input type="radio"/>	Latvia	<	>	<input type="radio"/>
Bulgaria	<	>	<input type="radio"/>	<b>Lithuania</b>	<	>	<input checked="" type="radio"/>
Croatia	<	>	<input type="radio"/>	Luxembourg	<	>	<input type="radio"/>
Cyprus	<	>	<input type="radio"/>	Malta	<	>	<input type="radio"/>
Czech R.	<	>	<input type="radio"/>	Netherlands	<	>	<input type="radio"/>
Denmark	<	>	<input type="radio"/>	Poland	<	>	<input type="radio"/>
Estonia	<	>	<input type="radio"/>	Portugal	<	>	<input type="radio"/>
Finland	<	>	<input type="radio"/>	Romania	<	>	<input type="radio"/>
France	<	>	<input type="radio"/>	Slovakia	<	>	<input type="radio"/>
Germany	<	>	<input type="radio"/>	Slovenia	<	>	<input type="radio"/>
Greece	<	>	<input type="radio"/>	Spain	<	>	<input type="radio"/>
Hungary	<	>	<input type="radio"/>	Sweden	<	>	<input type="radio"/>
Ireland	<	>	<input type="radio"/>	UK	<	>	<input type="radio"/>

- Preferences Overview
- Most Contacted**
- Shared Interests
- Most Responsive
- Most Disappointing
- Commitment to Deeper Integration



Of 3377 votes by 877 respondents, Lithuania received 31 (0.9%)

1% Big 6  
1% Visegrád 4  
Share of votes by group

17% Latvia  
9% Estonia  
4% Poland  
1% Sweden  
Share of votes by country

■ Top %  
■ 10+ %  
■ 5-9 %  
■ 1-4 %

Rounded results. 0% shares not shown.



# Most Contacted Votes for Lithuania by Lithuania Network

**Q1** "Which EU member state(s) would your government generally contact most on European policy matters? (select up to five)"

EU	<	<input type="radio"/>	Affluent Seven	<	>
Big Six	<	>	Southern Seven	<	>
Founding Six	<	>	Visegrád Four	<	>

---

Austria	<	>	<input type="radio"/>	Italy	<	>	<input type="radio"/>
Belgium	<	>	<input type="radio"/>	Latvia	<	>	<input type="radio"/>
Bulgaria	<	>	<input type="radio"/>	<b>Lithuania</b>	<	>	<input checked="" type="radio"/>
Croatia	<	>	<input type="radio"/>	Luxembourg	<	>	<input type="radio"/>
Cyprus	<	>	<input type="radio"/>	Malta	<	>	<input type="radio"/>
Czech R.	<	>	<input type="radio"/>	Netherlands	<	>	<input type="radio"/>
Denmark	<	>	<input type="radio"/>	Poland	<	>	<input type="radio"/>
Estonia	<	>	<input type="radio"/>	Portugal	<	>	<input type="radio"/>
Finland	<	>	<input type="radio"/>	Romania	<	>	<input type="radio"/>
France	<	>	<input type="radio"/>	Slovakia	<	>	<input type="radio"/>
Germany	<	>	<input type="radio"/>	Slovenia	<	>	<input type="radio"/>
Greece	<	>	<input type="radio"/>	Spain	<	>	<input type="radio"/>
Hungary	<	>	<input type="radio"/>	Sweden	<	>	<input type="radio"/>
Ireland	<	>	<input type="radio"/>	UK	<	>	<input type="radio"/>

## Preferences Overview

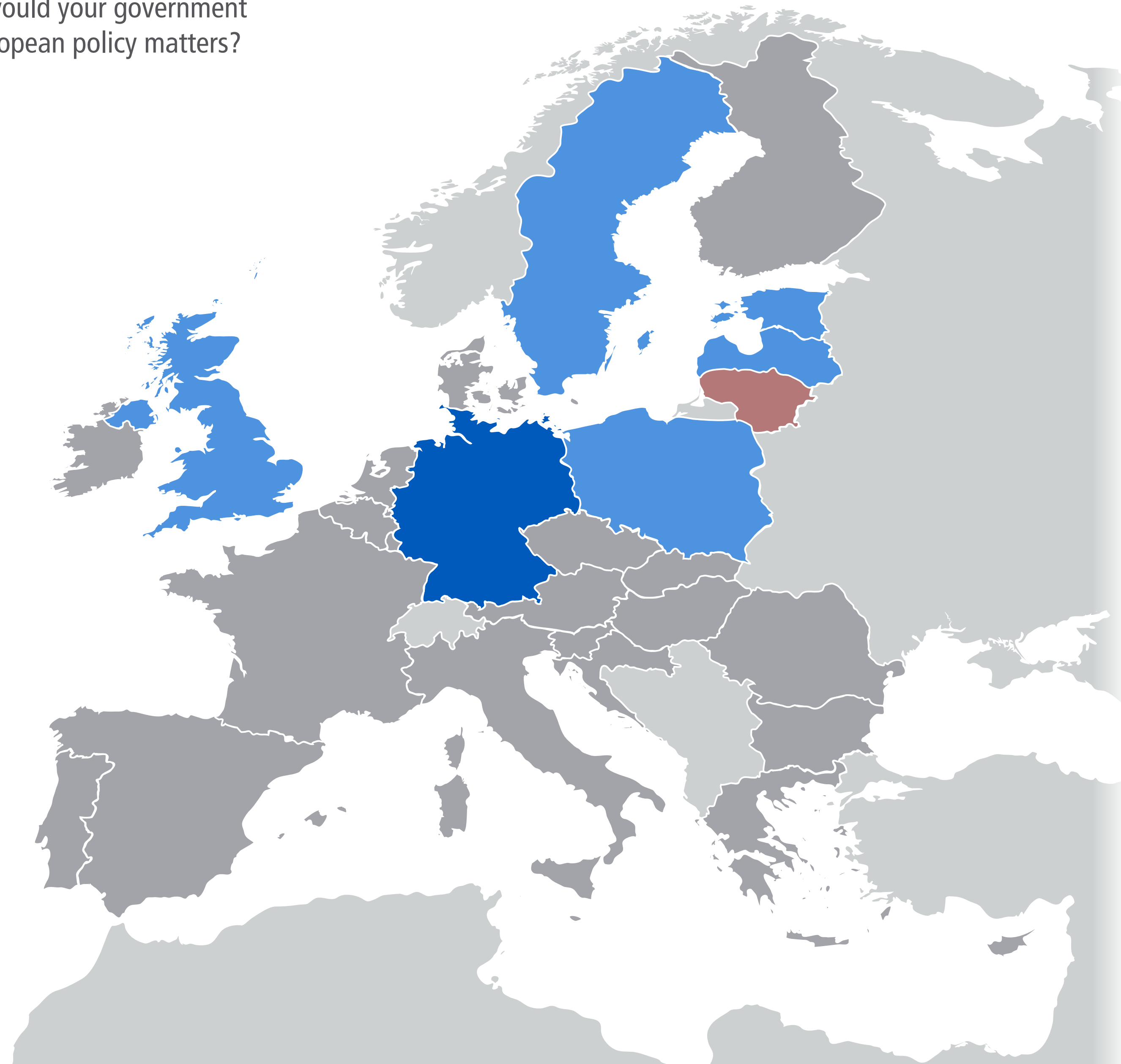
### Most Contacted

Shared Interests

Most Responsive

Most Disappointing

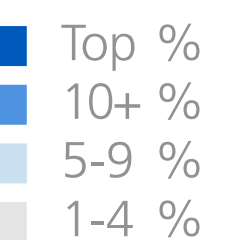
Commitment to Deeper Integration



Of 118 votes by 26 respondents, Germany received the most: 25

55%	Big 6	Share of votes for group
25%	Founding 6	
15%	Visegrád 4	
14%	Affluent 7	
5%	Southern 7	

21%	Germany	Share of votes for country
16%	Estonia	
15%	Poland	
14%	Latvia	
14%	UK	
10%	Sweden	
4%	France	
3%	Denmark	
1%	Finland	
1%	Portugal	



Rounded results. 0% shares not shown.

# Most Contacted Votes for Lithuania by Lithuania Network

Q1 "Which EU member state(s) would your government generally contact most on European policy matters? (select up to five)"

EU	<	○	Affluent Seven	<	>
Big Six	<	>	Southern Seven	<	>
Founding Six	<	>	Visegrád Four	<	>

---

Austria	<	>	○	Italy	<	>	○
Belgium	<	>	○	Latvia	<	>	○
Bulgaria	<	>	○	<b>Lithuania</b>	<	>	●
Croatia	<	>	○	Luxembourg	<	>	○
Cyprus	<	>	○	Malta	<	>	○
Czech R.	<	>	○	Netherlands	<	>	○
Denmark	<	>	○	Poland	<	>	○
Estonia	<	>	○	Portugal	<	>	○
Finland	<	>	○	Romania	<	>	○
France	<	>	○	Slovakia	<	>	○
Germany	<	>	○	Slovenia	<	>	○
Greece	<	>	○	Spain	<	>	○
Hungary	<	>	○	Sweden	<	>	○
Ireland	<	>	○	UK	<	>	○

Preferences Overview

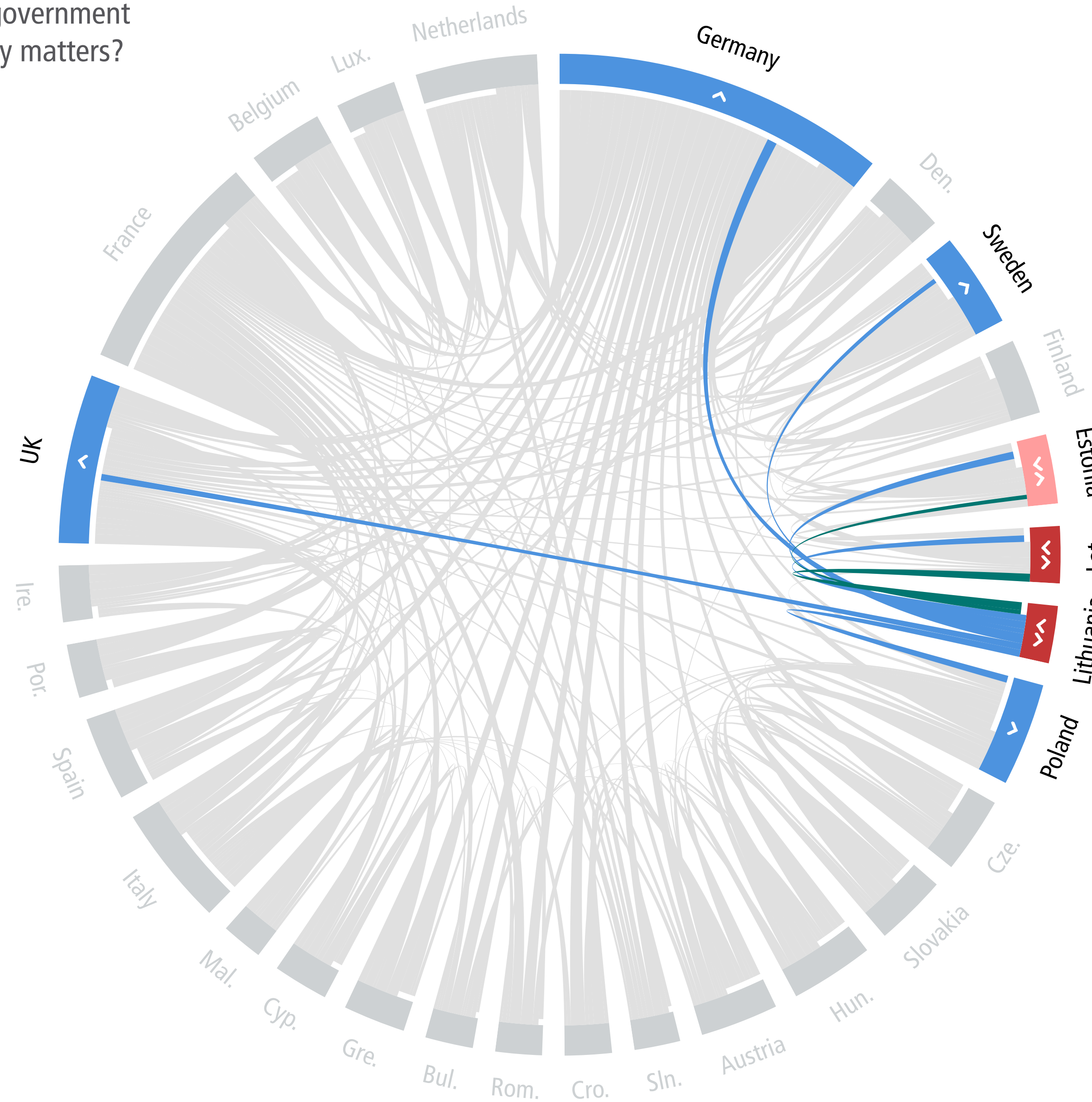
**Most Contacted**

Shared Interests

Most Responsive

Most Disappointing

Commitment to Deeper Integration



Shared votes

stronger share weaker share

Lat 17% Lit 14%  
Lit 16% Est 9%

Lopsided votes

Only sending to

21% Germany  
15% Poland  
14% UK  
10% Sweden

Rounded results. Shares below 5% not shown.



# Most Contacted Votes for Luxembourg by Luxembourg Network

**Q1** "Which EU member state(s) would your government generally contact most on European policy matters? (select up to five)"

EU	<	<input type="radio"/>	Affluent Seven	<	>
Big Six	<	>	Southern Seven	<	>
Founding Six	<	>	Visegrád Four	<	>

---

Austria	<	>	<input type="radio"/>	Italy	<	>	<input type="radio"/>
Belgium	<	>	<input type="radio"/>	Latvia	<	>	<input type="radio"/>
Bulgaria	<	>	<input type="radio"/>	Lithuania	<	>	<input type="radio"/>
Croatia	<	>	<input type="radio"/>	<b>Luxembourg</b>	<	>	<input checked="" type="radio"/>
Cyprus	<	>	<input type="radio"/>	Malta	<	>	<input type="radio"/>
Czech R.	<	>	<input type="radio"/>	Netherlands	<	>	<input type="radio"/>
Denmark	<	>	<input type="radio"/>	Poland	<	>	<input type="radio"/>
Estonia	<	>	<input type="radio"/>	Portugal	<	>	<input type="radio"/>
Finland	<	>	<input type="radio"/>	Romania	<	>	<input type="radio"/>
France	<	>	<input type="radio"/>	Slovakia	<	>	<input type="radio"/>
Germany	<	>	<input type="radio"/>	Slovenia	<	>	<input type="radio"/>
Greece	<	>	<input type="radio"/>	Spain	<	>	<input type="radio"/>
Hungary	<	>	<input type="radio"/>	Sweden	<	>	<input type="radio"/>
Ireland	<	>	<input type="radio"/>	UK	<	>	<input type="radio"/>

Preferences Overview

**Most Contacted**

Shared Interests

Most Responsive

Most Disappointing

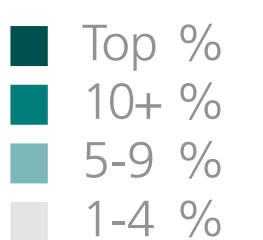
Commitment to Deeper Integration



Of 3377 votes by 877 respondents, Luxembourg received 50 (1.5%)

3%	Affluent 7	Share of votes by group
3%	Founding 6	
1%	Big 6	
1%	Southern 7	

15%	Belgium	Share of votes by country
9%	Slovenia	
5%	Cyprus	
4%	Austria	
4%	Netherlands	
3%	France	
3%	Malta	
2%	Estonia	
1%	Czech Rep.	
1%	Germany	
1%	Ireland	



Rounded results. 0% shares not shown.

# Most Contacted Votes for Luxembourg by Luxembourg Network

**Q1** "Which EU member state(s) would your government generally contact most on European policy matters? (select up to five)"

EU	<	<input type="radio"/>	Affluent Seven	<	>
Big Six	<	>	Southern Seven	<	>
Founding Six	<	>	Visegrád Four	<	>

---

Austria	<	>	<input type="radio"/>	Italy	<	>	<input type="radio"/>
Belgium	<	>	<input type="radio"/>	Latvia	<	>	<input type="radio"/>
Bulgaria	<	>	<input type="radio"/>	Lithuania	<	>	<input type="radio"/>
Croatia	<	>	<input type="radio"/>	<b>Luxembourg</b>	<	>	<input checked="" type="radio"/>
Cyprus	<	>	<input type="radio"/>	Malta	<	>	<input type="radio"/>
Czech R.	<	>	<input type="radio"/>	Netherlands	<	>	<input type="radio"/>
Denmark	<	>	<input type="radio"/>	Poland	<	>	<input type="radio"/>
Estonia	<	>	<input type="radio"/>	Portugal	<	>	<input type="radio"/>
Finland	<	>	<input type="radio"/>	Romania	<	>	<input type="radio"/>
France	<	>	<input type="radio"/>	Slovakia	<	>	<input type="radio"/>
Germany	<	>	<input type="radio"/>	Slovenia	<	>	<input type="radio"/>
Greece	<	>	<input type="radio"/>	Spain	<	>	<input type="radio"/>
Hungary	<	>	<input type="radio"/>	Sweden	<	>	<input type="radio"/>
Ireland	<	>	<input type="radio"/>	UK	<	>	<input type="radio"/>

Preferences Overview

**Most Contacted**

Shared Interests

Most Responsive

Most Disappointing

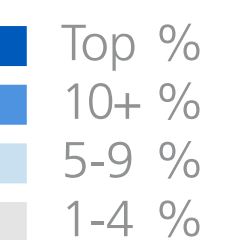
Commitment to Deeper Integration



Of 82 votes by 21 respondents, Germany received the most: 20

88%	Founding 6	Share of votes for group
54%	Big 6	
41%	Affluent 7	
24%	Southern 7	

24%	Germany	Share of votes for country
22%	France	
21%	Belgium	
21%	Netherlands	
6%	UK	
2%	Ireland	
1%	Cyprus	
1%	Estonia	
1%	Spain	



Rounded results. 0% shares not shown.



# Most Contacted Votes for Luxembourg by Luxembourg Network

Q1 "Which EU member state(s) would your government generally contact most on European policy matters? (select up to five)"

EU	<	○	Affluent Seven	<	>		
Big Six	<	>	Southern Seven	<	>		
Founding Six	<	>	Visegrád Four	<	>		
Austria	<	>	○	Italy	<	>	○
Belgium	<	>	○	Latvia	<	>	○
Bulgaria	<	>	○	Lithuania	<	>	○
Croatia	<	>	○	<b>Luxembourg</b>	<	>	●
Cyprus	<	>	○	Malta	<	>	○
Czech R.	<	>	○	Netherlands	<	>	○
Denmark	<	>	○	Poland	<	>	○
Estonia	<	>	○	Portugal	<	>	○
Finland	<	>	○	Romania	<	>	○
France	<	>	○	Slovakia	<	>	○
Germany	<	>	○	Slovenia	<	>	○
Greece	<	>	○	Spain	<	>	○
Hungary	<	>	○	Sweden	<	>	○
Ireland	<	>	○	UK	<	>	○

Preferences Overview

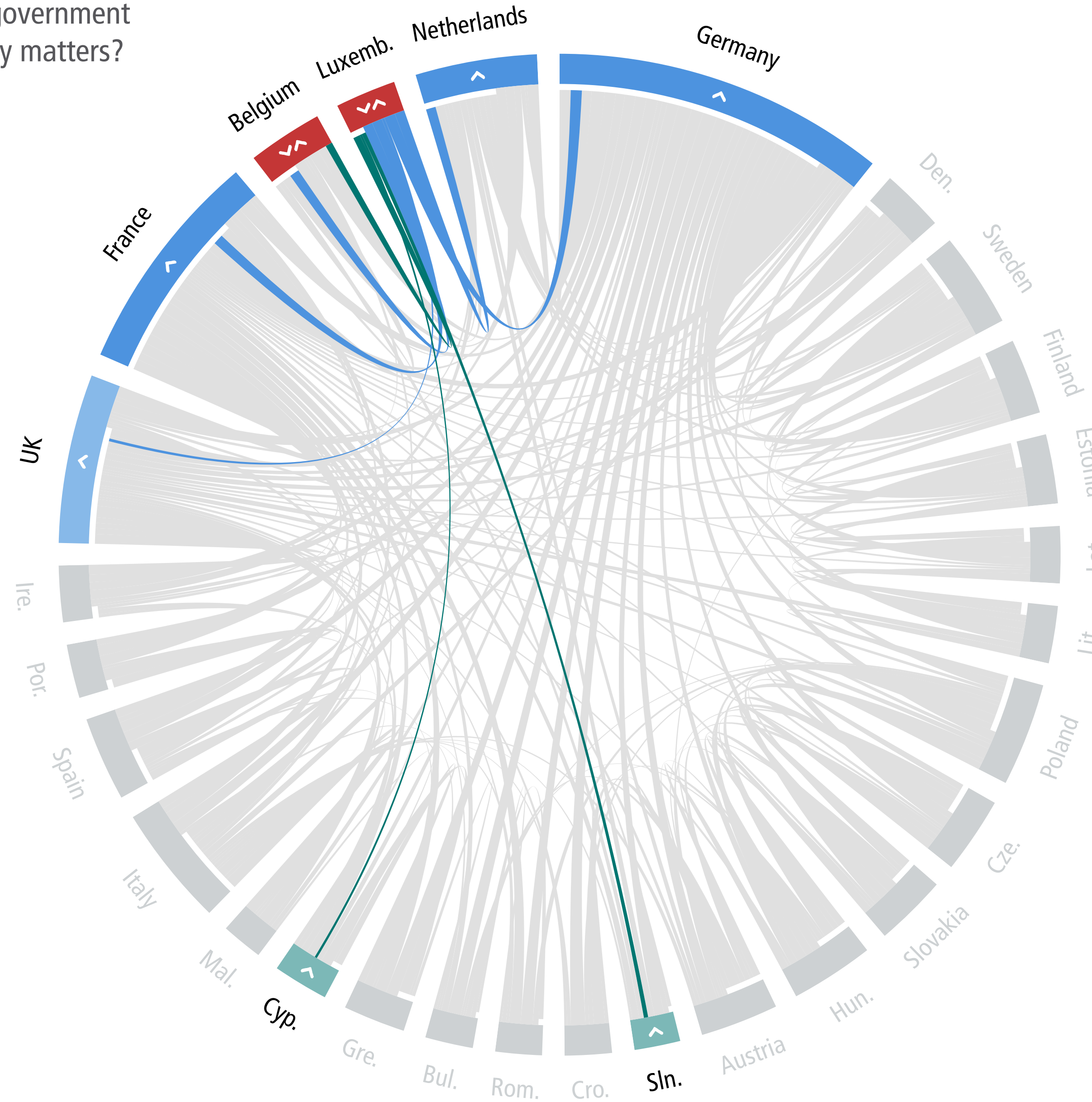
**Most Contacted**

Shared Interests

Most Responsive

Most Disappointing

Commitment to Deeper Integration



Shared votes  
stronger share weaker share  
Lux 21% Bel 15%

Lopsided votes  
Only sending to  
24% Germany  
22% France  
21% Netherlands  
6% UK  
Only receiving from  
9% Slovenia  
5% Cyprus

Rounded results. Shares below 5% not shown.

# Most Contacted Votes for Malta by Malta Network

**Q1** "Which EU member state(s) would your government generally contact most on European policy matters? (select up to five)"

EU	<	<input type="radio"/>	Affluent Seven	<	>		
Big Six	<	>	Southern Seven	<	>		
Founding Six	<	>	Visegrád Four	<	>		
Austria	<	>	<input type="radio"/>	Italy	<	>	<input type="radio"/>
Belgium	<	>	<input type="radio"/>	Latvia	<	>	<input type="radio"/>
Bulgaria	<	>	<input type="radio"/>	Lithuania	<	>	<input type="radio"/>
Croatia	<	>	<input type="radio"/>	Luxembourg	<	>	<input type="radio"/>
Cyprus	<	>	<input type="radio"/>	<b>Malta</b>	<	>	<input checked="" type="radio"/>
Czech R.	<	>	<input type="radio"/>	Netherlands	<	>	<input type="radio"/>
Denmark	<	>	<input type="radio"/>	Poland	<	>	<input type="radio"/>
Estonia	<	>	<input type="radio"/>	Portugal	<	>	<input type="radio"/>
Finland	<	>	<input type="radio"/>	Romania	<	>	<input type="radio"/>
France	<	>	<input type="radio"/>	Slovakia	<	>	<input type="radio"/>
Germany	<	>	<input type="radio"/>	Slovenia	<	>	<input type="radio"/>
Greece	<	>	<input type="radio"/>	Spain	<	>	<input type="radio"/>
Hungary	<	>	<input type="radio"/>	Sweden	<	>	<input type="radio"/>
Ireland	<	>	<input type="radio"/>	UK	<	>	<input type="radio"/>

Preferences Overview

**Most Contacted**

Shared Interests

Most Responsive

Most Disappointing

Commitment to Deeper Integration



Of 3377 votes by 877 respondents, Malta received 3 (0.1%)

Share of votes by group

3%  Cyprus

Share of votes by country

Top %  
 10+ %  
 5-9 %  
 1-4 %

Rounded results. 0% shares not shown.



# Most Contacted Votes for Malta by Malta Network

**Q1** "Which EU member state(s) would your government generally contact most on European policy matters? (select up to five)"

- EU  Affluent Seven
- Big Six  Southern Seven
- Founding Six  Visegrád Four

- |                                |   |
|--------------------------------|---|
| Austria <input type="radio"/>  | Italy <input type="radio"/>                   |
| Belgium <input type="radio"/>  | Latvia <input type="radio"/>                  |
| Bulgaria <input type="radio"/> | Lithuania <input type="radio"/>               |
| Croatia <input type="radio"/>  | Luxembourg <input type="radio"/>              |
| Cyprus <input type="radio"/>   | <b>Malta</b> <input checked="" type="radio"/> |
| Czech R. <input type="radio"/> | Netherlands <input type="radio"/>             |
| Denmark <input type="radio"/>  | Poland <input type="radio"/>                  |
| Estonia <input type="radio"/>  | Portugal <input type="radio"/>                |
| Finland <input type="radio"/>  | Romania <input type="radio"/>                 |
| France <input type="radio"/>   | Slovakia <input type="radio"/>                |
| Germany <input type="radio"/>  | Slovenia <input type="radio"/>                |
| Greece <input type="radio"/>   | Spain <input type="radio"/>                   |
| Hungary <input type="radio"/>  | Sweden <input type="radio"/>                  |
| Ireland <input type="radio"/>  | UK <input type="radio"/>                      |

Preferences Overview

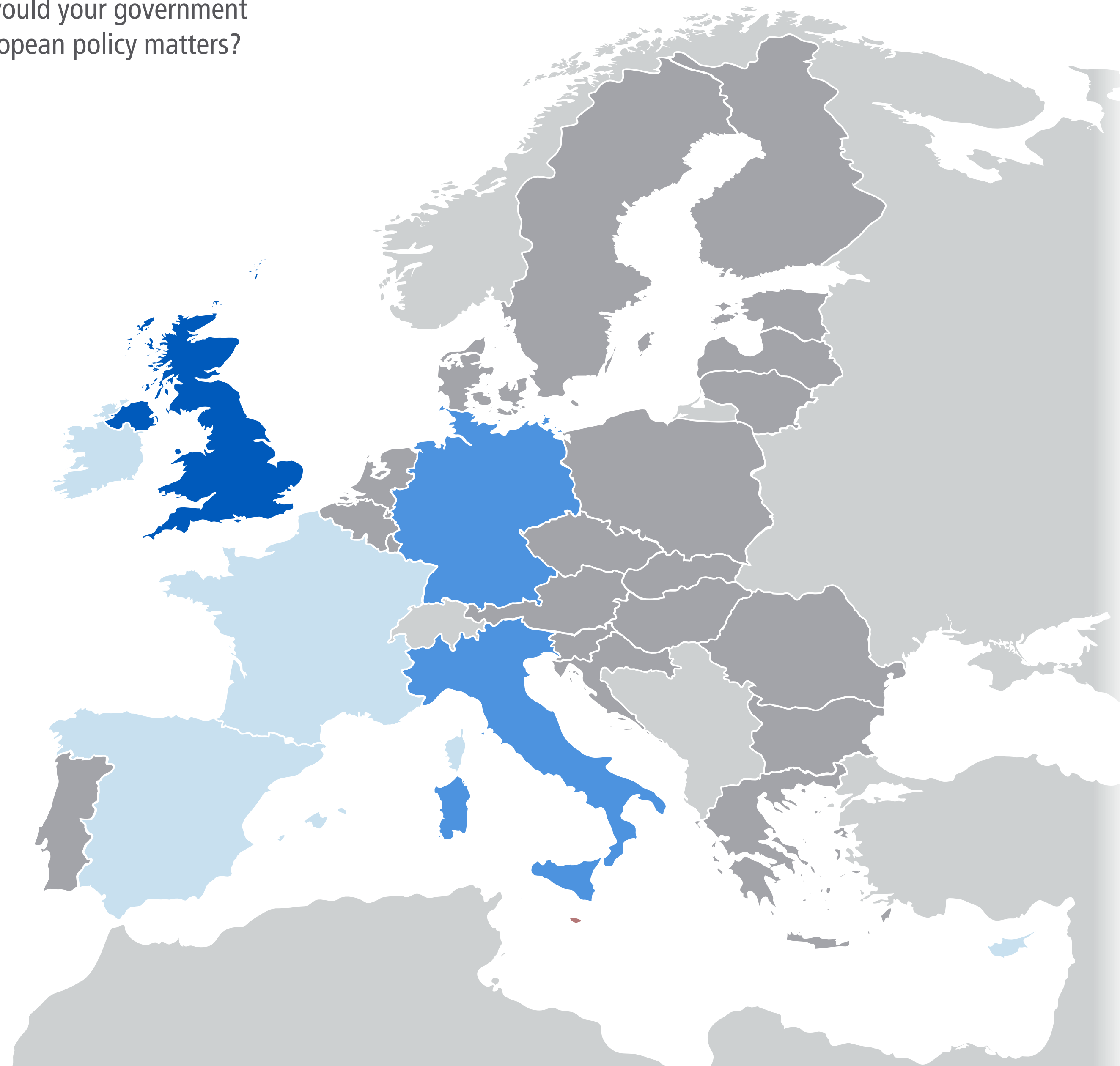
**Most Contacted**

Shared Interests

Most Responsive

Most Disappointing

Commitment to Deeper Integration



Of 59 votes by 18 respondents, UK received the most: 15

73% Big 6  
53% Founding 6  
44% Southern 7  
14% Affluent 7

Share of votes for group

25% UK  
24% Italy  
10% Germany  
8% France  
7% Ireland  
5% Cyprus  
5% Spain  
3% Austria  
3% Belgium  
3% Luxembourg  
3% Netherlands  
2% Greece

Share of votes for country

■ Top %  
■ 10+ %  
■ 5-9 %  
■ 1-4 %

Rounded results. 0% shares not shown.

# Most Contacted Votes for Malta by Malta Network

Q1 "Which EU member state(s) would your government generally contact most on European policy matters? (select up to five)"

EU	<	○	Affluent Seven	<	>
Big Six	<	>	Southern Seven	<	>
Founding Six	<	>	Visegrád Four	<	>

Austria	<	>	○	Italy	<	>	○
Belgium	<	>	○	Latvia	<	>	○
Bulgaria	<	>	○	Lithuania	<	>	○
Croatia	<	>	○	Luxembourg	<	>	○
Cyprus	<	>	○	<b>Malta</b>	<	>	●
Czech R.	<	>	○	Netherlands	<	>	○
Denmark	<	>	○	Poland	<	>	○
Estonia	<	>	○	Portugal	<	>	○
Finland	<	>	○	Romania	<	>	○
France	<	>	○	Slovakia	<	>	○
Germany	<	>	○	Slovenia	<	>	○
Greece	<	>	○	Spain	<	>	○
Hungary	<	>	○	Sweden	<	>	○
Ireland	<	>	○	UK	<	>	○

Preferences Overview

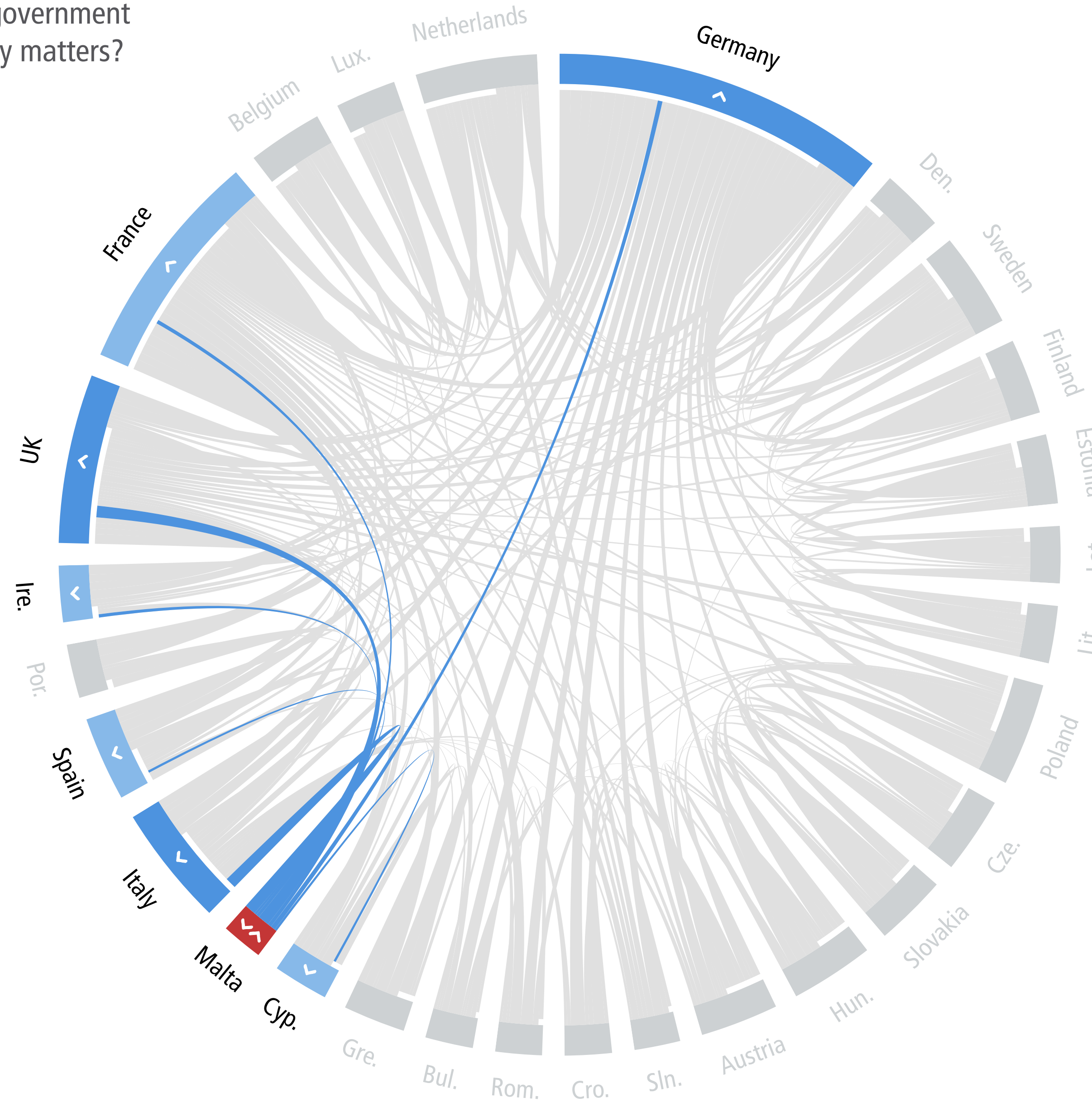
**Most Contacted**

Shared Interests

Most Responsive

Most Disappointing

Commitment to Deeper Integration



Lopsided votes

> Only sending to

25%	UK
24%	Italy
10%	Germany
8%	France
7%	Ireland
5%	Cyprus
5%	Spain

Rounded results. Shares below 5% not shown.



# Most Contacted Votes for Netherlands by Netherlands Network

**Q1** "Which EU member state(s) would your government generally contact most on European policy matters? (select up to five)"

Of 3377 votes by 877 respondents, Netherlands received 238 (7%)

- EU  Affluent Seven
- Big Six  Southern Seven
- Founding Six  Visegrád Four

- |                                |   |
|--------------------------------|---|
| Austria <input type="radio"/>  | Italy <input type="radio"/>                         |
| Belgium <input type="radio"/>  | Latvia <input type="radio"/>                        |
| Bulgaria <input type="radio"/> | Lithuania <input type="radio"/>                     |
| Croatia <input type="radio"/>  | Luxembourg <input type="radio"/>                    |
| Cyprus <input type="radio"/>   | Malta <input type="radio"/>                         |
| Czech R. <input type="radio"/> | <b>Netherlands</b> <input checked="" type="radio"/> |
| Denmark <input type="radio"/>  | Poland <input type="radio"/>                        |
| Estonia <input type="radio"/>  | Portugal <input type="radio"/>                      |
| Finland <input type="radio"/>  | Romania <input type="radio"/>                       |
| France <input type="radio"/>   | Slovakia <input type="radio"/>                      |
| Germany <input type="radio"/>  | Slovenia <input type="radio"/>                      |
| Greece <input type="radio"/>   | Spain <input type="radio"/>                         |
| Hungary <input type="radio"/>  | Sweden <input type="radio"/>                        |
| Ireland <input type="radio"/>  | UK <input type="radio"/>                            |

## Preferences Overview

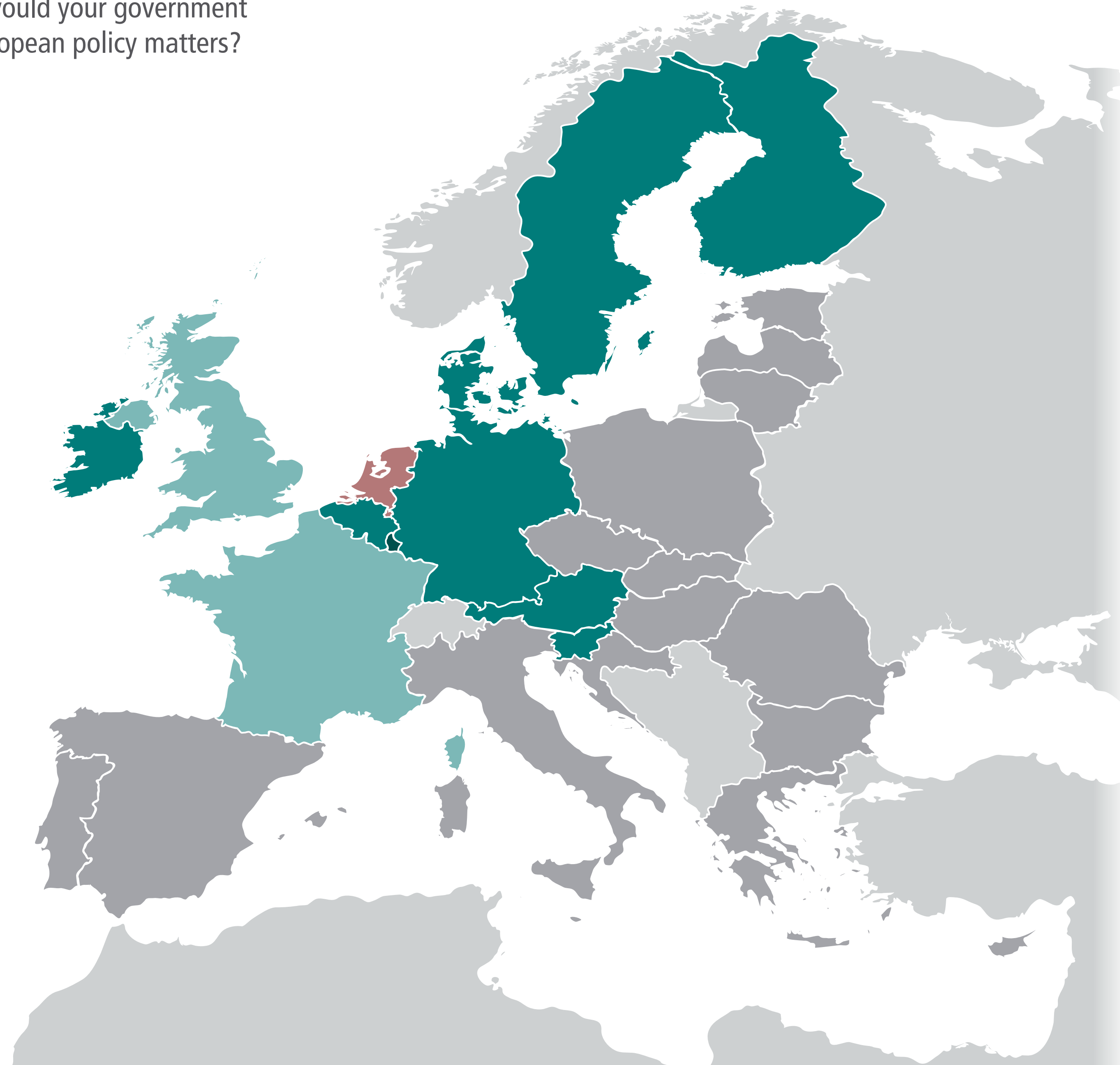
**Most Contacted**

Shared Interests

Most Responsive

Most Disappointing

Commitment to Deeper Integration



- Share of votes by group
- 12% Affluent 7
  - 10% Founding 6
  - 6% Big 6
  - 4% Southern 7
  - 1% Visegrád 4

- Share of votes by country
- 21% Luxembourg
  - 19% Belgium
  - 17% Ireland
  - 16% Germany
  - 15% Finland
  - 14% Slovenia
  - 13% Sweden
  - 12% Denmark
  - 11% Austria
  - 9% UK
  - 8% France
  - 4% Czech Rep.
  - 4% Greece
  - 3% Bulgaria
  - 3% Cyprus
  - 3% Estonia
  - 3% Malta
  - 3% Portugal
  - 3% Romania
  - 2% Croatia
  - 2% Italy
  - 2% Slovakia
  - 1% Spain

- Top %
- 10+ %
- 5-9 %
- 1-4 %

Rounded results. 0% shares not shown.

# Most Contacted Votes for Netherlands by Netherlands Network

**Q1** "Which EU member state(s) would your government generally contact most on European policy matters? (select up to five)"

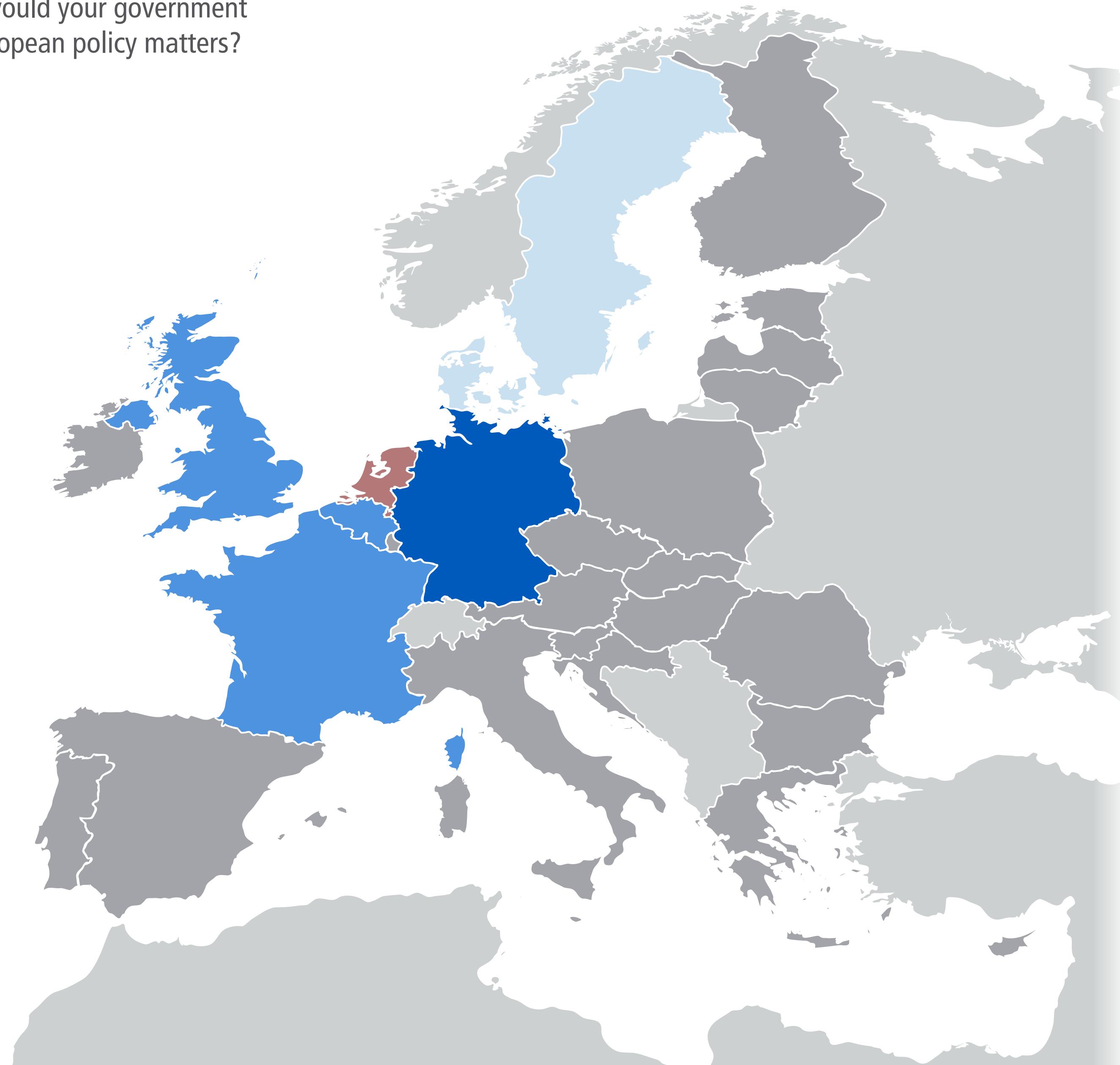
EU	<	<input type="radio"/>	Affluent Seven	<	>
Big Six	<	>	Southern Seven	<	>
Founding Six	<	>	Visegrád Four	<	>

---

Austria	<	>	<input type="radio"/>	Italy	<	>	<input type="radio"/>
Belgium	<	>	<input type="radio"/>	Latvia	<	>	<input type="radio"/>
Bulgaria	<	>	<input type="radio"/>	Lithuania	<	>	<input type="radio"/>
Croatia	<	>	<input type="radio"/>	Luxembourg	<	>	<input type="radio"/>
Cyprus	<	>	<input type="radio"/>	Malta	<	>	<input type="radio"/>
Czech R.	<	>	<input type="radio"/>	<b>Netherlands</b>	<	>	<input checked="" type="radio"/>
Denmark	<	>	<input type="radio"/>	Poland	<	>	<input type="radio"/>
Estonia	<	>	<input type="radio"/>	Portugal	<	>	<input type="radio"/>
Finland	<	>	<input type="radio"/>	Romania	<	>	<input type="radio"/>
France	<	>	<input type="radio"/>	Slovakia	<	>	<input type="radio"/>
Germany	<	>	<input type="radio"/>	Slovenia	<	>	<input type="radio"/>
Greece	<	>	<input type="radio"/>	Spain	<	>	<input type="radio"/>
Hungary	<	>	<input type="radio"/>	Sweden	<	>	<input type="radio"/>
Ireland	<	>	<input type="radio"/>	UK	<	>	<input type="radio"/>

## Preferences Overview

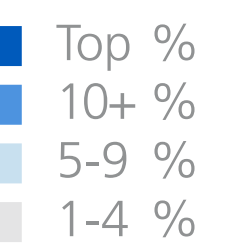
- Most Contacted**
- Shared Interests
- Most Responsive
- Most Disappointing
- Commitment to Deeper Integration



Of 128 votes by 31 respondents, Germany received the most: 31

67%	Founding 6	Share of votes for group
59%	Big 6	
40%	Affluent 7	
20%	Southern 7	
1%	Visegrád 4	

24%	Germany	Share of votes for country
20%	Belgium	
19%	France	
14%	UK	
9%	Sweden	
5%	Denmark	
4%	Luxembourg	
2%	Finland	
1%	Austria	
1%	Czech Rep.	
1%	Ireland	
1%	Italy	
1%	Spain	



Rounded results. 0% shares not shown.



# Most Contacted Votes for Netherlands by Netherlands Network

Q1 "Which EU member state(s) would your government generally contact most on European policy matters? (select up to five)"

EU	<	○	Affluent Seven	<	>		
Big Six	<	>	Southern Seven	<	>		
Founding Six	<	>	Visegrád Four	<	>		
Austria	<	>	○	Italy	<	>	○
Belgium	<	>	○	Latvia	<	>	○
Bulgaria	<	>	○	Lithuania	<	>	○
Croatia	<	>	○	Luxembourg	<	>	○
Cyprus	<	>	○	Malta	<	>	○
Czech R.	<	>	○	<b>Netherlands</b>	<	>	●
Denmark	<	>	○	Poland	<	>	○
Estonia	<	>	○	Portugal	<	>	○
Finland	<	>	○	Romania	<	>	○
France	<	>	○	Slovakia	<	>	○
Germany	<	>	○	Slovenia	<	>	○
Greece	<	>	○	Spain	<	>	○
Hungary	<	>	○	Sweden	<	>	○
Ireland	<	>	○	UK	<	>	○

Preferences Overview

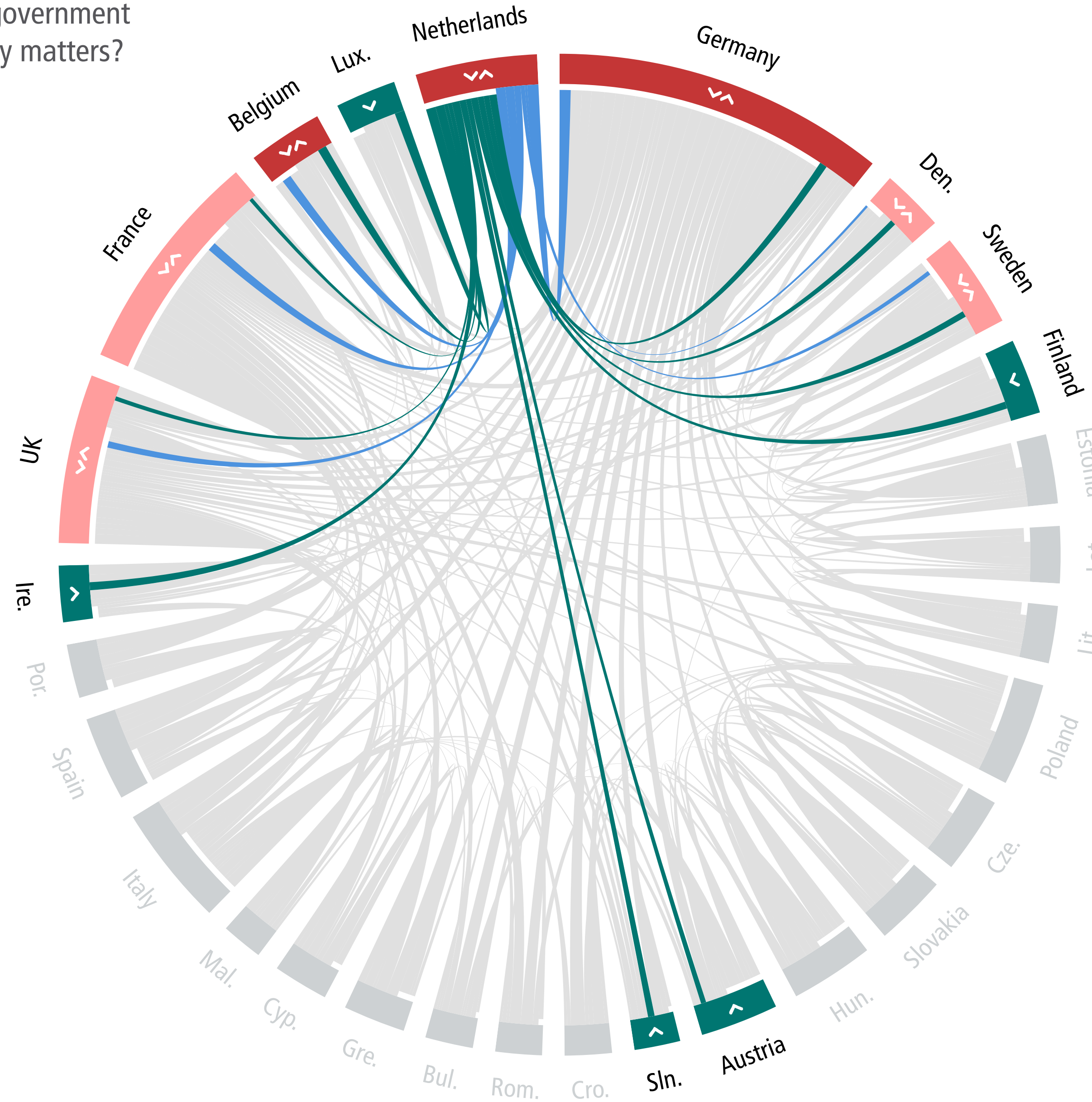
Most Contacted

Shared Interests

Most Responsive

Most Disappointing

Commitment to Deeper Integration



Shared votes

stronger share weaker share

Net 24%	Ger 16%	●
Net 20%	Bel 19%	●
Net 19%	Fra 8%	●
Net 14%	UK 9%	●
Swe13%	Net 9%	●
Den12%	Net 5%	●

Lopsided votes

Only receiving from

21%	Luxembourg
17%	Ireland
15%	Finland
14%	Slovenia
11%	Austria

Rounded results. Shares below 5% not shown.

# Most Contacted Votes for Poland by Poland Network

**Q1** "Which EU member state(s) would your government generally contact most on European policy matters? (select up to five)"

EU	<	<input type="radio"/>	Affluent Seven	<	>
Big Six	<	>	Southern Seven	<	>
Founding Six	<	>	Visegrád Four	<	>

---

Austria	<	>	<input type="radio"/>	Italy	<	>	<input type="radio"/>
Belgium	<	>	<input type="radio"/>	Latvia	<	>	<input type="radio"/>
Bulgaria	<	>	<input type="radio"/>	Lithuania	<	>	<input type="radio"/>
Croatia	<	>	<input type="radio"/>	Luxembourg	<	>	<input type="radio"/>
Cyprus	<	>	<input type="radio"/>	Malta	<	>	<input type="radio"/>
Czech R.	<	>	<input type="radio"/>	Netherlands	<	>	<input type="radio"/>
Denmark	<	>	<input type="radio"/>	<b>Poland</b>	<	>	<input checked="" type="radio"/>
Estonia	<	>	<input type="radio"/>	Portugal	<	>	<input type="radio"/>
Finland	<	>	<input type="radio"/>	Romania	<	>	<input type="radio"/>
France	<	>	<input type="radio"/>	Slovakia	<	>	<input type="radio"/>
Germany	<	>	<input type="radio"/>	Slovenia	<	>	<input type="radio"/>
Greece	<	>	<input type="radio"/>	Spain	<	>	<input type="radio"/>
Hungary	<	>	<input type="radio"/>	Sweden	<	>	<input type="radio"/>
Ireland	<	>	<input type="radio"/>	UK	<	>	<input type="radio"/>

Preferences Overview


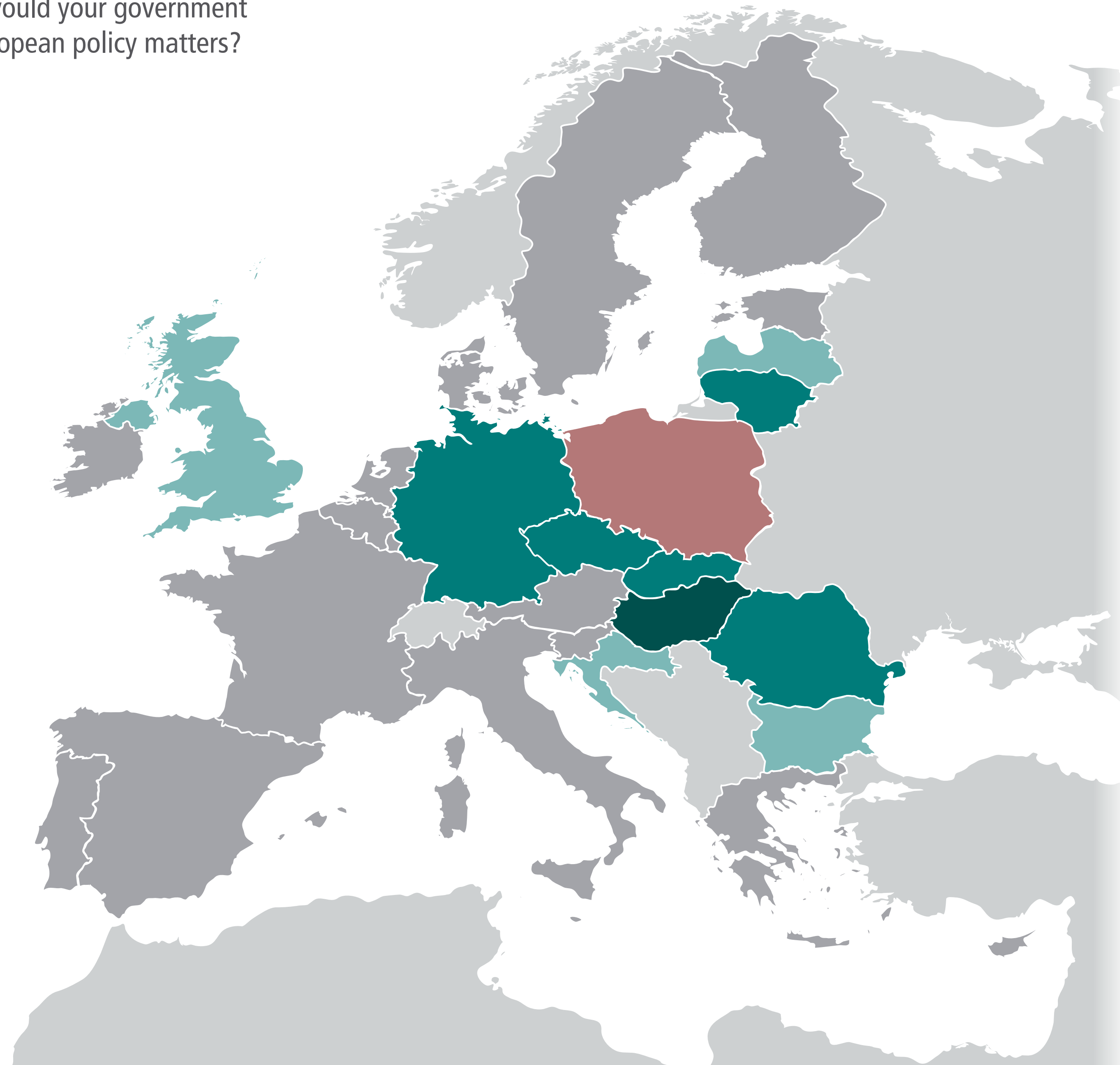
**Most Contacted**

Shared Interests

Most Responsive

Most Disappointing

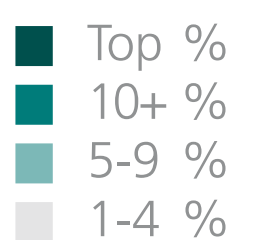
Commitment to Deeper Integration



Of 3377 votes by 877 respondents, Poland received 161 (4.8%)

12%	■	Visegrád 4	Share of votes by group
4%	■	Big 6	
4%	■	Founding 6	
1%	■	Affluent 7	
1%	■	Southern 7	

22%	■	Hungary	Share of votes by country
20%	■	Slovakia	
15%	■	Lithuania	
13%	■	Czech Rep.	
12%	■	Germany	
12%	■	Romania	
8%	■	Croatia	
8%	■	Latvia	
7%	■	UK	
5%	■	Bulgaria	
3%	■	Belgium	
3%	■	Estonia	
3%	■	Portugal	
2%	■	France	
1%	■	Austria	
1%	■	Denmark	
1%	■	Italy	
1%	■	Spain	
1%	■	Sweden	



Rounded results. 0% shares not shown.



# Most Contacted Votes for Poland by Poland Network

**Q1** "Which EU member state(s) would your government generally contact most on European policy matters? (select up to five)"

EU	<	<input type="radio"/>	Affluent Seven	<	>
Big Six	<	>	Southern Seven	<	>
Founding Six	<	>	Visegrád Four	<	>

---

Austria	<	>	<input type="radio"/>	Italy	<	>	<input type="radio"/>
Belgium	<	>	<input type="radio"/>	Latvia	<	>	<input type="radio"/>
Bulgaria	<	>	<input type="radio"/>	Lithuania	<	>	<input type="radio"/>
Croatia	<	>	<input type="radio"/>	Luxembourg	<	>	<input type="radio"/>
Cyprus	<	>	<input type="radio"/>	Malta	<	>	<input type="radio"/>
Czech R.	<	>	<input type="radio"/>	Netherlands	<	>	<input type="radio"/>
Denmark	<	>	<input type="radio"/>	<b>Poland</b>	<	>	<input checked="" type="radio"/>
Estonia	<	>	<input type="radio"/>	Portugal	<	>	<input type="radio"/>
Finland	<	>	<input type="radio"/>	Romania	<	>	<input type="radio"/>
France	<	>	<input type="radio"/>	Slovakia	<	>	<input type="radio"/>
Germany	<	>	<input type="radio"/>	Slovenia	<	>	<input type="radio"/>
Greece	<	>	<input type="radio"/>	Spain	<	>	<input type="radio"/>
Hungary	<	>	<input type="radio"/>	Sweden	<	>	<input type="radio"/>
Ireland	<	>	<input type="radio"/>	UK	<	>	<input type="radio"/>

Preferences Overview

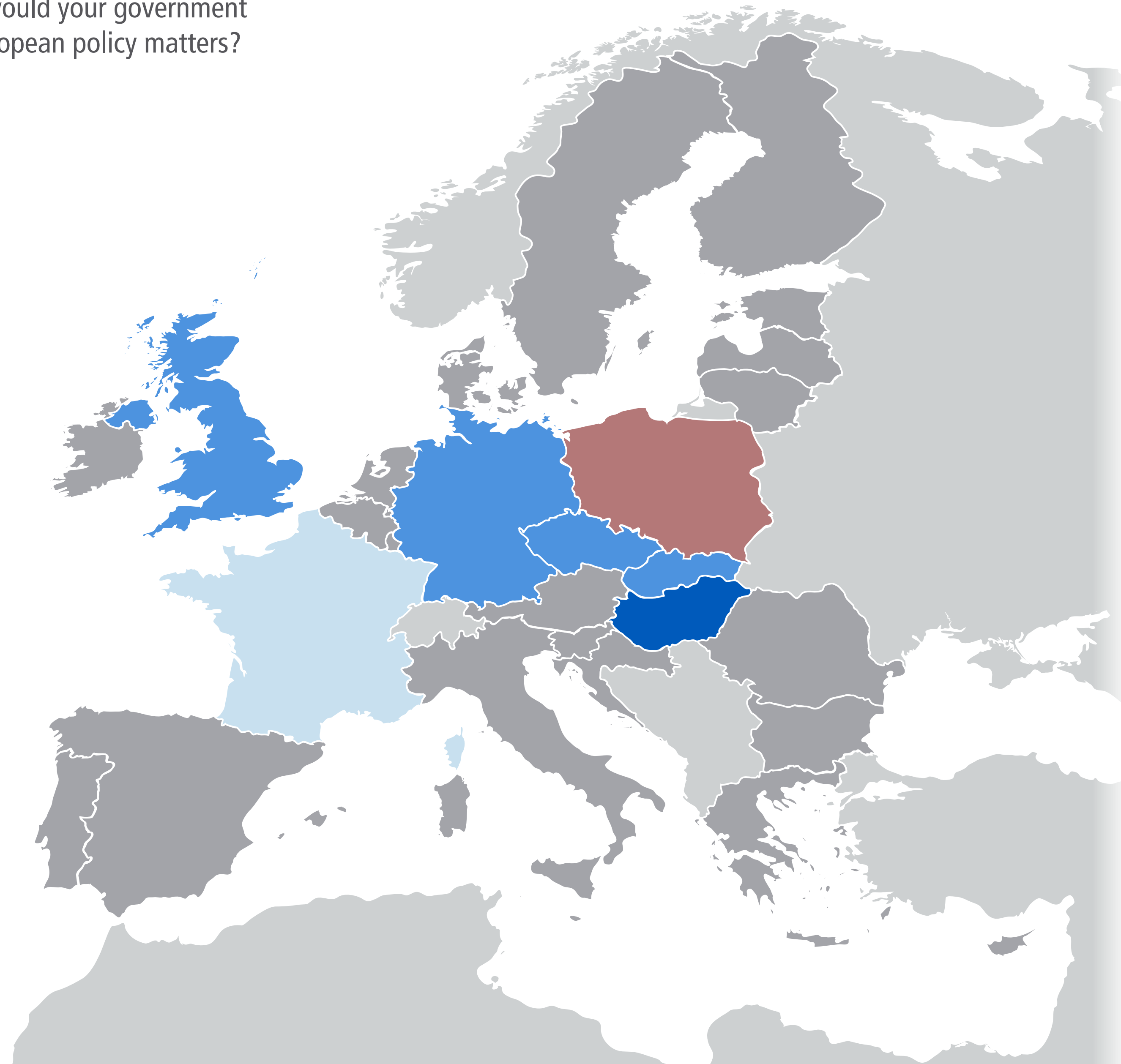
**Most Contacted**

Shared Interests

Most Responsive

Most Disappointing

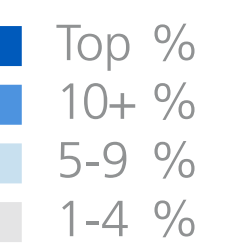
Commitment to Deeper Integration



Of 169 votes by 45 respondents, Hungary received the most: 41

49%	Visegrád 4	Share of votes for group
40%	Big 6	
29%	Founding 6	
9%	Southern 7	
3%	Affluent 7	

24%	Hungary	Share of votes for country
20%	Germany	
14%	Czech Rep.	
11%	UK	
10%	Slovakia	
8%	France	
4%	Lithuania	
4%	Romania	
3%	Sweden	
1%	Croatia	
1%	Italy	
1%	Slovenia	



Rounded results. 0% shares not shown.

# Most Contacted Votes for Poland by Poland Network

Q1 "Which EU member state(s) would your government generally contact most on European policy matters? (select up to five)"

EU	<	○	Affluent Seven	<	>		
Big Six	<	>	Southern Seven	<	>		
Founding Six	<	>	Visegrád Four	<	>		
Austria	<	>	○	Italy	<	>	○
Belgium	<	>	○	Latvia	<	>	○
Bulgaria	<	>	○	Lithuania	<	>	○
Croatia	<	>	○	Luxembourg	<	>	○
Cyprus	<	>	○	Malta	<	>	○
Czech R.	<	>	○	Netherlands	<	>	○
Denmark	<	>	○	<b>Poland</b>	<	>	●
Estonia	<	>	○	Portugal	<	>	○
Finland	<	>	○	Romania	<	>	○
France	<	>	○	Slovakia	<	>	○
Germany	<	>	○	Slovenia	<	>	○
Greece	<	>	○	Spain	<	>	○
Hungary	<	>	○	Sweden	<	>	○
Ireland	<	>	○	UK	<	>	○

Preferences Overview

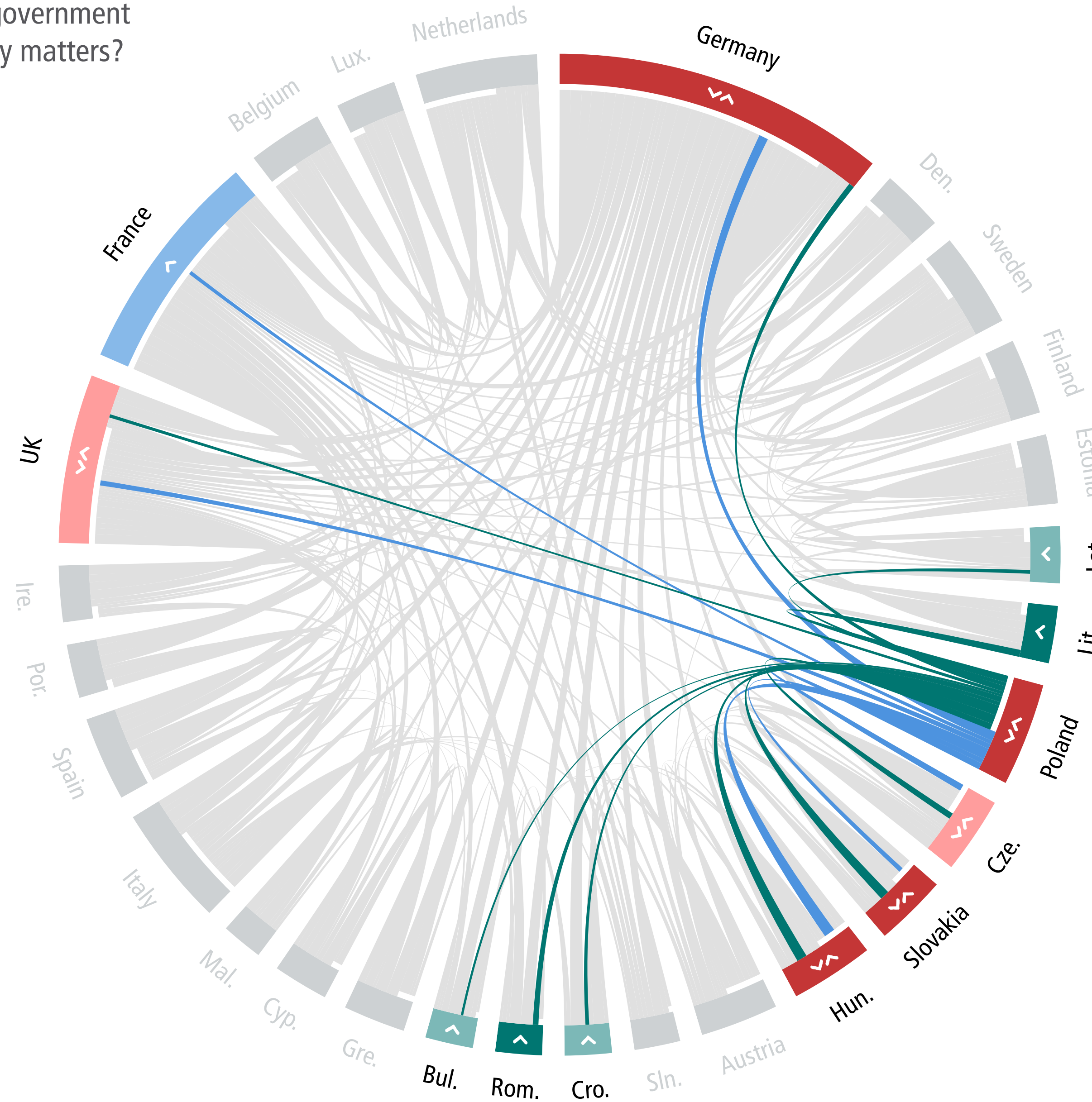
Most Contacted

Shared Interests

Most Responsive

Most Disappointing

Commitment to Deeper Integration



Shared votes

stronger share weaker share

Pol 24%	Hun 22%	●
Pol 20%	Ger 12%	●
Slk 20%	Pol 10%	●
Pol 14%	Cze 13%	●
Pol 11%	UK 7%	●

Lopsided votes

Only sending to

8% France

Only receiving from

15%	Lithuania
12%	Romania
8%	Croatia
8%	Latvia
5%	Bulgaria

Rounded results. Shares below 5% not shown.



# Most Contacted Votes for Portugal by Portugal Network

**Q1** "Which EU member state(s) would your government generally contact most on European policy matters? (select up to five)"

EU	<	<input type="radio"/>	Affluent Seven	<	>
Big Six	<	>	Southern Seven	<	>
Founding Six	<	>	Visegrád Four	<	>

---

Austria	<	>	<input type="radio"/>	Italy	<	>	<input type="radio"/>
Belgium	<	>	<input type="radio"/>	Latvia	<	>	<input type="radio"/>
Bulgaria	<	>	<input type="radio"/>	Lithuania	<	>	<input type="radio"/>
Croatia	<	>	<input type="radio"/>	Luxembourg	<	>	<input type="radio"/>
Cyprus	<	>	<input type="radio"/>	Malta	<	>	<input type="radio"/>
Czech R.	<	>	<input type="radio"/>	Netherlands	<	>	<input type="radio"/>
Denmark	<	>	<input type="radio"/>	Poland	<	>	<input type="radio"/>
Estonia	<	>	<input type="radio"/>	<b>Portugal</b>	<	>	<input checked="" type="radio"/>
Finland	<	>	<input type="radio"/>	Romania	<	>	<input type="radio"/>
France	<	>	<input type="radio"/>	Slovakia	<	>	<input type="radio"/>
Germany	<	>	<input type="radio"/>	Slovenia	<	>	<input type="radio"/>
Greece	<	>	<input type="radio"/>	Spain	<	>	<input type="radio"/>
Hungary	<	>	<input type="radio"/>	Sweden	<	>	<input type="radio"/>
Ireland	<	>	<input type="radio"/>	UK	<	>	<input type="radio"/>

Preferences Overview

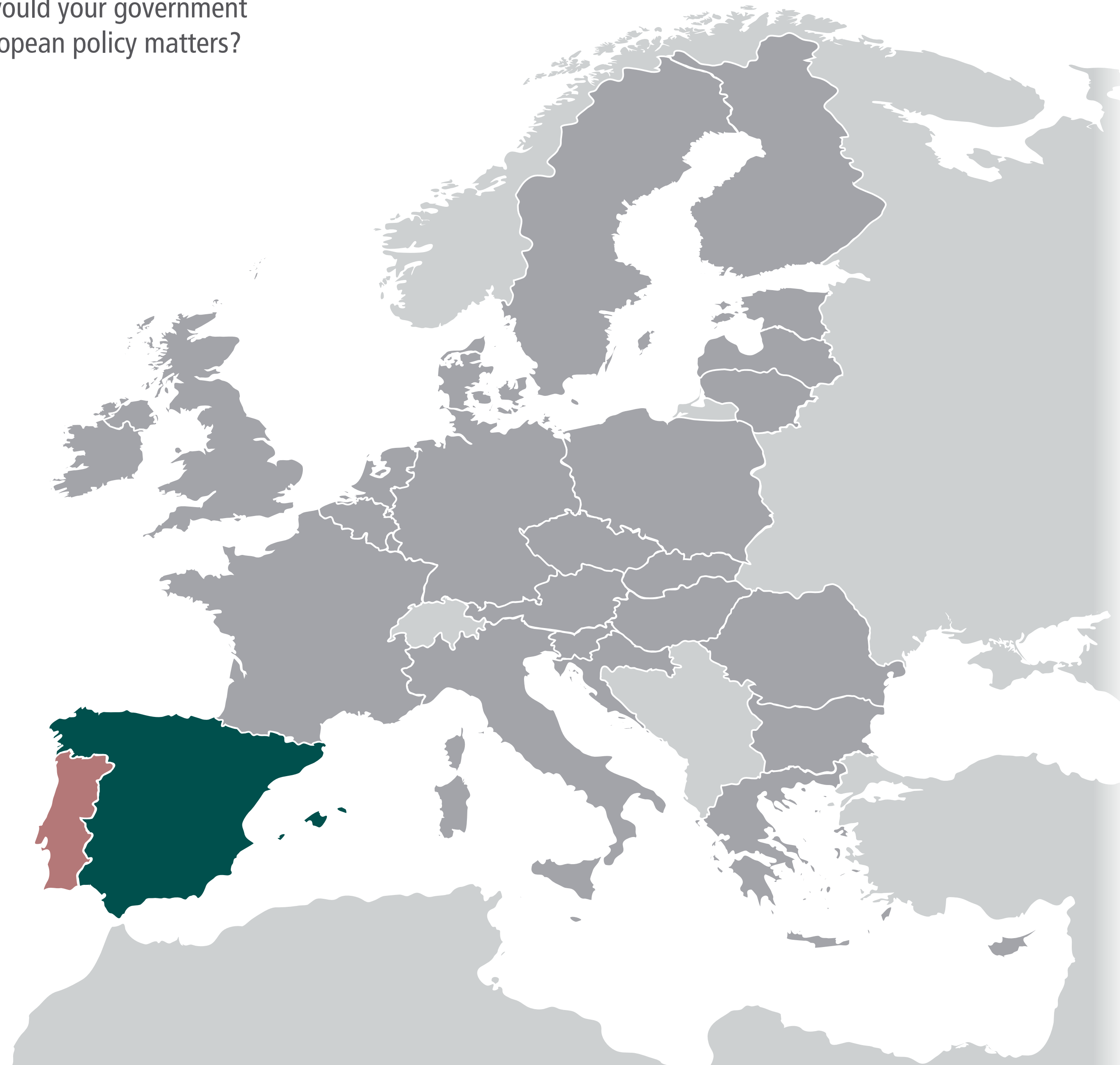
**Most Contacted**

Shared Interests

Most Responsive

Most Disappointing

Commitment to Deeper Integration



Of 3377 votes by 877 respondents, Portugal received 42 (1.2%)

4% Southern 7  
3% Big 6  
1% Founding 6

Share of votes by group

19% Spain  
2% France  
2% Greece  
1% Czech Rep.  
1% Lithuania  
1% Slovenia

Share of votes by country

■ Top %  
■ 10+ %  
■ 5-9 %  
■ 1-4 %

Rounded results. 0% shares not shown.

# Most Contacted Votes for Portugal by Portugal Network

**Q1** "Which EU member state(s) would your government generally contact most on European policy matters? (select up to five)"

- EU  Affluent Seven
- Big Six  Southern Seven
- Founding Six  Visegrád Four

- |          |                       |                 |                                  |
|----------|-----------------------|-----------------|----------------------------------|
| Austria  | <input type="radio"/> | Italy           | <input type="radio"/>            |
| Belgium  | <input type="radio"/> | Latvia          | <input type="radio"/>            |
| Bulgaria | <input type="radio"/> | Lithuania       | <input type="radio"/>            |
| Croatia  | <input type="radio"/> | Luxembourg      | <input type="radio"/>            |
| Cyprus   | <input type="radio"/> | Malta           | <input type="radio"/>            |
| Czech R. | <input type="radio"/> | Netherlands     | <input type="radio"/>            |
| Denmark  | <input type="radio"/> | Poland          | <input type="radio"/>            |
| Estonia  | <input type="radio"/> | <b>Portugal</b> | <input checked="" type="radio"/> |
| Finland  | <input type="radio"/> | Romania         | <input type="radio"/>            |
| France   | <input type="radio"/> | Slovakia        | <input type="radio"/>            |
| Germany  | <input type="radio"/> | Slovenia        | <input type="radio"/>            |
| Greece   | <input type="radio"/> | Spain           | <input type="radio"/>            |
| Hungary  | <input type="radio"/> | Sweden          | <input type="radio"/>            |
| Ireland  | <input type="radio"/> | UK              | <input type="radio"/>            |

Preferences Overview

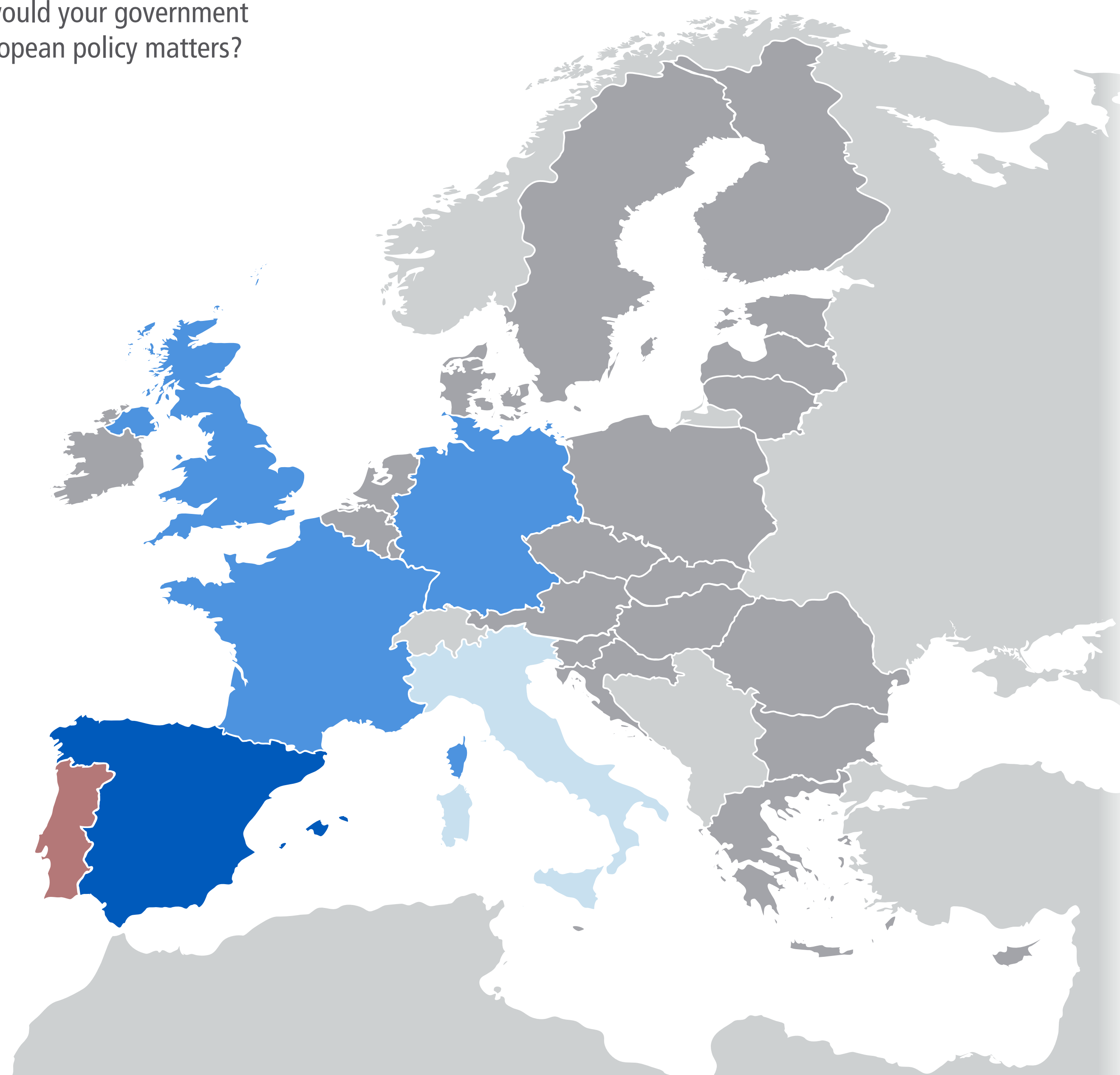
**Most Contacted**

Shared Interests

Most Responsive

Most Disappointing

Commitment to Deeper Integration



Of 79 votes by 23 respondents, Spain received the most: 20

92%	Big 6	Share of votes for group
57%	Southern 7	
56%	Founding 6	
5%	Affluent 7	
3%	Visegrád 4	

25%	Spain	Share of votes for country
23%	France	
23%	Germany	
13%	UK	
6%	Italy	
3%	Greece	
3%	Netherlands	
3%	Poland	
1%	Austria	
1%	Belgium	

- Top %
- 10+ %
- 5-9 %
- 1-4 %

Rounded results. 0% shares not shown.



# Most Contacted Votes for Portugal by Portugal Network

Q1 "Which EU member state(s) would your government generally contact most on European policy matters? (select up to five)"

EU	<	○	Affluent Seven	<	>		
Big Six	<	>	Southern Seven	<	>		
Founding Six	<	>	Visegrád Four	<	>		
Austria	<	>	○	Italy	<	>	○
Belgium	<	>	○	Latvia	<	>	○
Bulgaria	<	>	○	Lithuania	<	>	○
Croatia	<	>	○	Luxembourg	<	>	○
Cyprus	<	>	○	Malta	<	>	○
Czech R.	<	>	○	Netherlands	<	>	○
Denmark	<	>	○	Poland	<	>	○
Estonia	<	>	○	<b>Portugal</b>	<	>	●
Finland	<	>	○	Romania	<	>	○
France	<	>	○	Slovakia	<	>	○
Germany	<	>	○	Slovenia	<	>	○
Greece	<	>	○	Spain	<	>	○
Hungary	<	>	○	Sweden	<	>	○
Ireland	<	>	○	UK	<	>	○

Preferences Overview

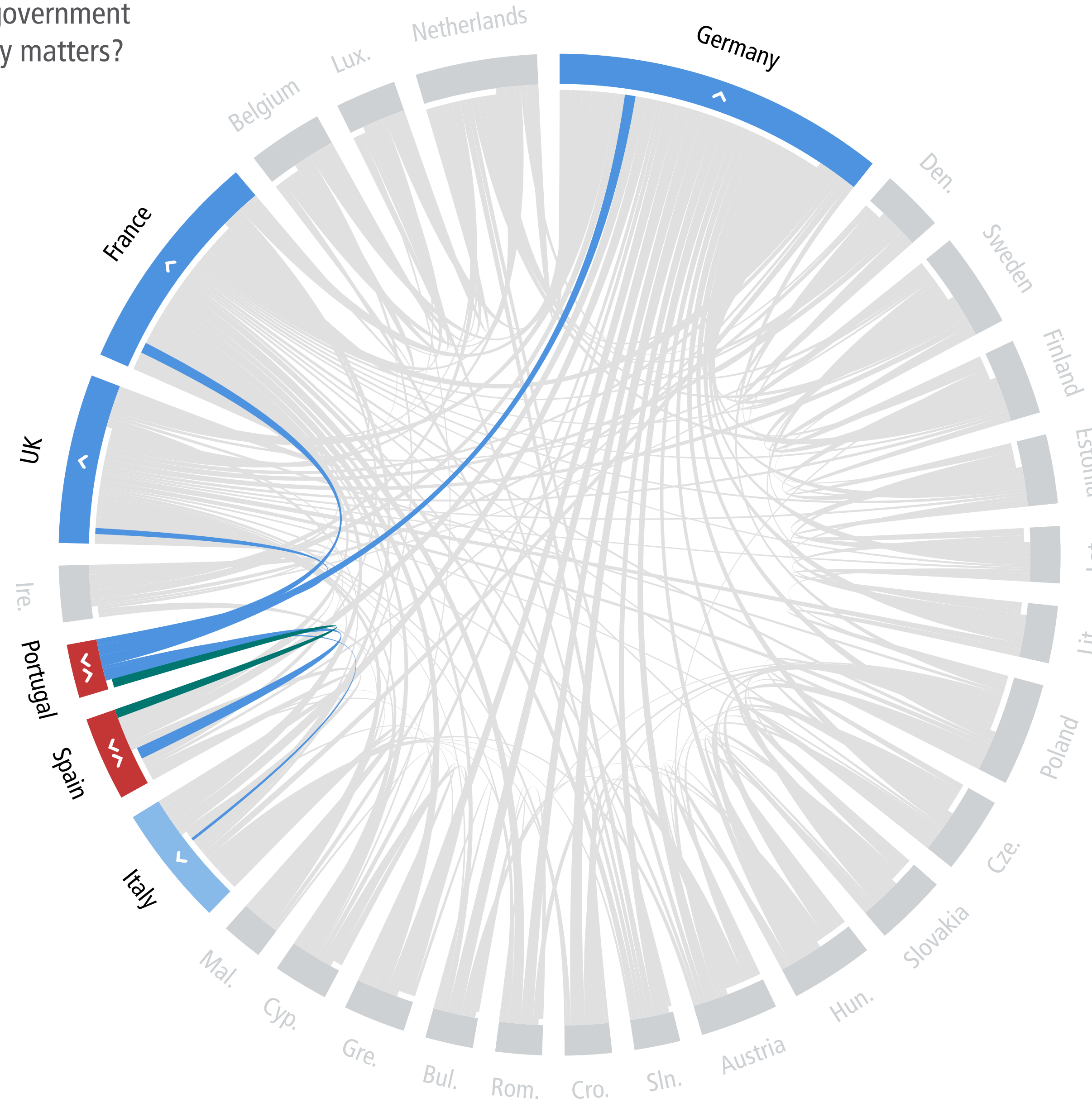
**Most Contacted**

Shared Interests

Most Responsive

Most Disappointing

Commitment to Deeper Integration



Shared votes  
 stronger share weaker share  
 Por 25% Spa 19%

Lopsided votes

Only sending to  
 23% France  
 23% Germany  
 13% UK  
 6% Italy

Rounded results. Shares below 5% not shown.

# Most Contacted Votes for Romania by Romania Network

**Q1** "Which EU member state(s) would your government generally contact most on European policy matters? (select up to five)"

EU	<	<input type="radio"/>	Affluent Seven	<	>
Big Six	<	>	Southern Seven	<	>
Founding Six	<	>	Visegrád Four	<	>

---

Austria	<	>	<input type="radio"/>	Italy	<	>	<input type="radio"/>
Belgium	<	>	<input type="radio"/>	Latvia	<	>	<input type="radio"/>
Bulgaria	<	>	<input type="radio"/>	Lithuania	<	>	<input type="radio"/>
Croatia	<	>	<input type="radio"/>	Luxembourg	<	>	<input type="radio"/>
Cyprus	<	>	<input type="radio"/>	Malta	<	>	<input type="radio"/>
Czech R.	<	>	<input type="radio"/>	Netherlands	<	>	<input type="radio"/>
Denmark	<	>	<input type="radio"/>	Poland	<	>	<input type="radio"/>
Estonia	<	>	<input type="radio"/>	Portugal	<	>	<input type="radio"/>
Finland	<	>	<input type="radio"/>	<b>Romania</b>	<	>	<input checked="" type="radio"/>
France	<	>	<input type="radio"/>	Slovakia	<	>	<input type="radio"/>
Germany	<	>	<input type="radio"/>	Slovenia	<	>	<input type="radio"/>
Greece	<	>	<input type="radio"/>	Spain	<	>	<input type="radio"/>
Hungary	<	>	<input type="radio"/>	Sweden	<	>	<input type="radio"/>
Ireland	<	>	<input type="radio"/>	UK	<	>	<input type="radio"/>

Preferences Overview

**Most Contacted**

Shared Interests

Most Responsive

Most Disappointing

Commitment to Deeper Integration



Of 3377 votes by 877 respondents, Romania received 27 (0.8%)

1% Big 6  
1% Visegrád 4  
Share of votes by group

10% Bulgaria  
4% Poland  
1% Slovakia  
Share of votes by country

■ Top %  
■ 10+ %  
■ 5-9 %  
■ 1-4 %

Rounded results. 0% shares not shown.



# Most Contacted Votes for Romania by Romania Network

**Q1** "Which EU member state(s) would your government generally contact most on European policy matters? (select up to five)"

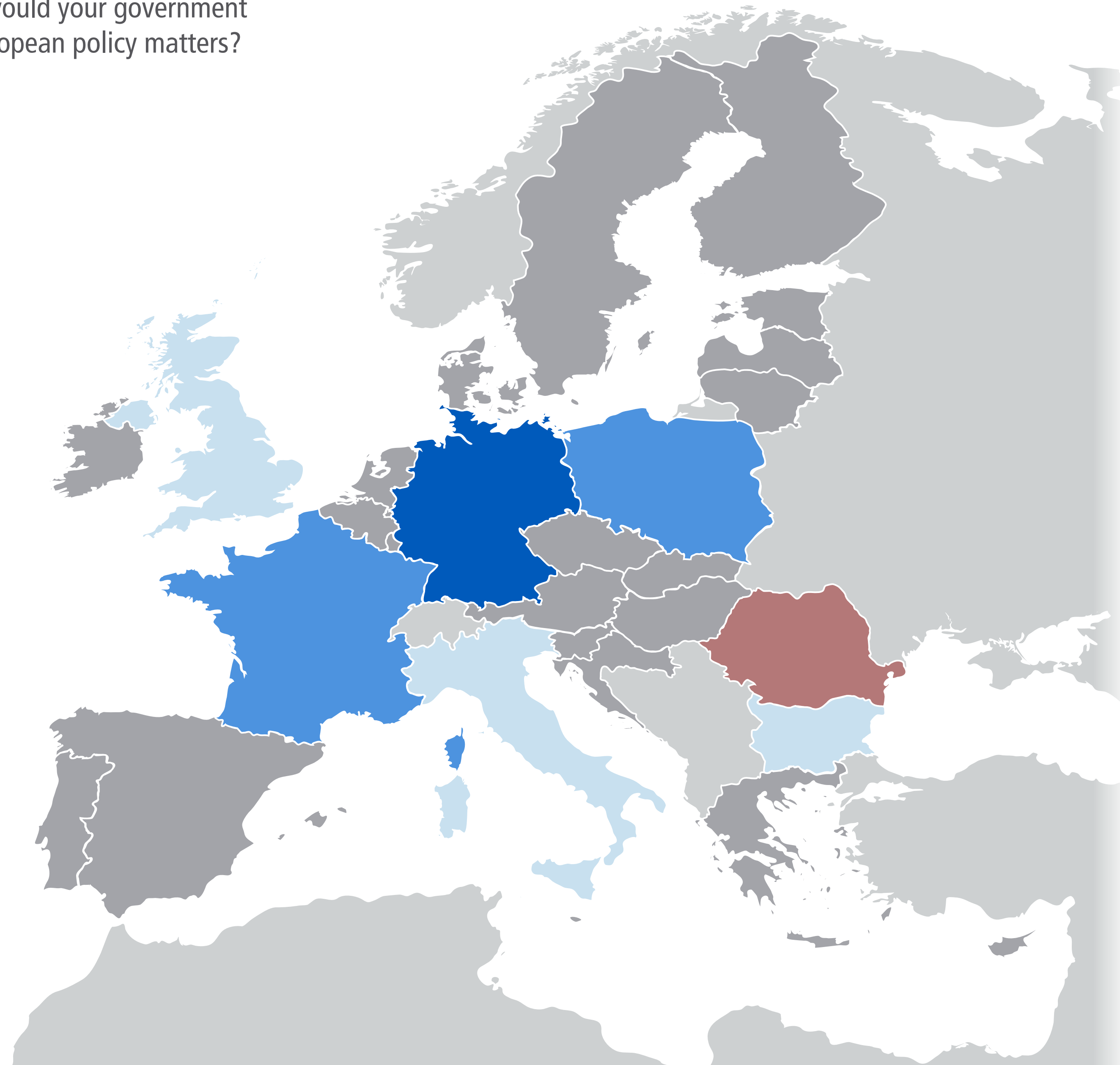
EU	<	<input type="radio"/>	Affluent Seven	<	>
Big Six	<	>	Southern Seven	<	>
Founding Six	<	>	Visegrád Four	<	>

---

Austria	<	>	<input type="radio"/>	Italy	<	>	<input type="radio"/>
Belgium	<	>	<input type="radio"/>	Latvia	<	>	<input type="radio"/>
Bulgaria	<	>	<input type="radio"/>	Lithuania	<	>	<input type="radio"/>
Croatia	<	>	<input type="radio"/>	Luxembourg	<	>	<input type="radio"/>
Cyprus	<	>	<input type="radio"/>	Malta	<	>	<input type="radio"/>
Czech R.	<	>	<input type="radio"/>	Netherlands	<	>	<input type="radio"/>
Denmark	<	>	<input type="radio"/>	Poland	<	>	<input type="radio"/>
Estonia	<	>	<input type="radio"/>	Portugal	<	>	<input type="radio"/>
Finland	<	>	<input type="radio"/>	<b>Romania</b>	<	>	<input checked="" type="radio"/>
France	<	>	<input type="radio"/>	Slovakia	<	>	<input type="radio"/>
Germany	<	>	<input type="radio"/>	Slovenia	<	>	<input type="radio"/>
Greece	<	>	<input type="radio"/>	Spain	<	>	<input type="radio"/>
Hungary	<	>	<input type="radio"/>	Sweden	<	>	<input type="radio"/>
Ireland	<	>	<input type="radio"/>	UK	<	>	<input type="radio"/>

## Preferences Overview

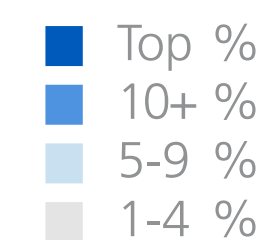
- Most Contacted**
- Shared Interests
- Most Responsive
- Most Disappointing
- Commitment to Deeper Integration



Of 105 votes by 30 respondents, Germany received the most: 27

81%	Big 6	Share of votes for group
63%	Founding 6	
39%	Southern 7	
17%	Visegrád 4	
7%	Affluent 7	

26%	Germany	Share of votes for country
25%	France	
12%	Poland	
9%	Italy	
6%	Bulgaria	
6%	UK	
4%	Spain	
3%	Hungary	
3%	Netherlands	
2%	Austria	
1%	Belgium	
1%	Cyprus	
1%	Czech Rep.	
1%	Denmark	
1%	Greece	
1%	Slovakia	



Rounded results. 0% shares not shown.

# Most Contacted Votes for Romania by Romania Network

Q1 "Which EU member state(s) would your government generally contact most on European policy matters? (select up to five)"

EU	<	○	Affluent Seven	<	>
Big Six	<	>	Southern Seven	<	>
Founding Six	<	>	Visegrád Four	<	>

Austria	<	>	○	Italy	<	>	○
Belgium	<	>	○	Latvia	<	>	○
Bulgaria	<	>	○	Lithuania	<	>	○
Croatia	<	>	○	Luxembourg	<	>	○
Cyprus	<	>	○	Malta	<	>	○
Czech R.	<	>	○	Netherlands	<	>	○
Denmark	<	>	○	Poland	<	>	○
Estonia	<	>	○	Portugal	<	>	○
Finland	<	>	○	<b>Romania</b>	<	>	●
France	<	>	○	Slovakia	<	>	○
Germany	<	>	○	Slovenia	<	>	○
Greece	<	>	○	Spain	<	>	○
Hungary	<	>	○	Sweden	<	>	○
Ireland	<	>	○	UK	<	>	○

Preferences Overview

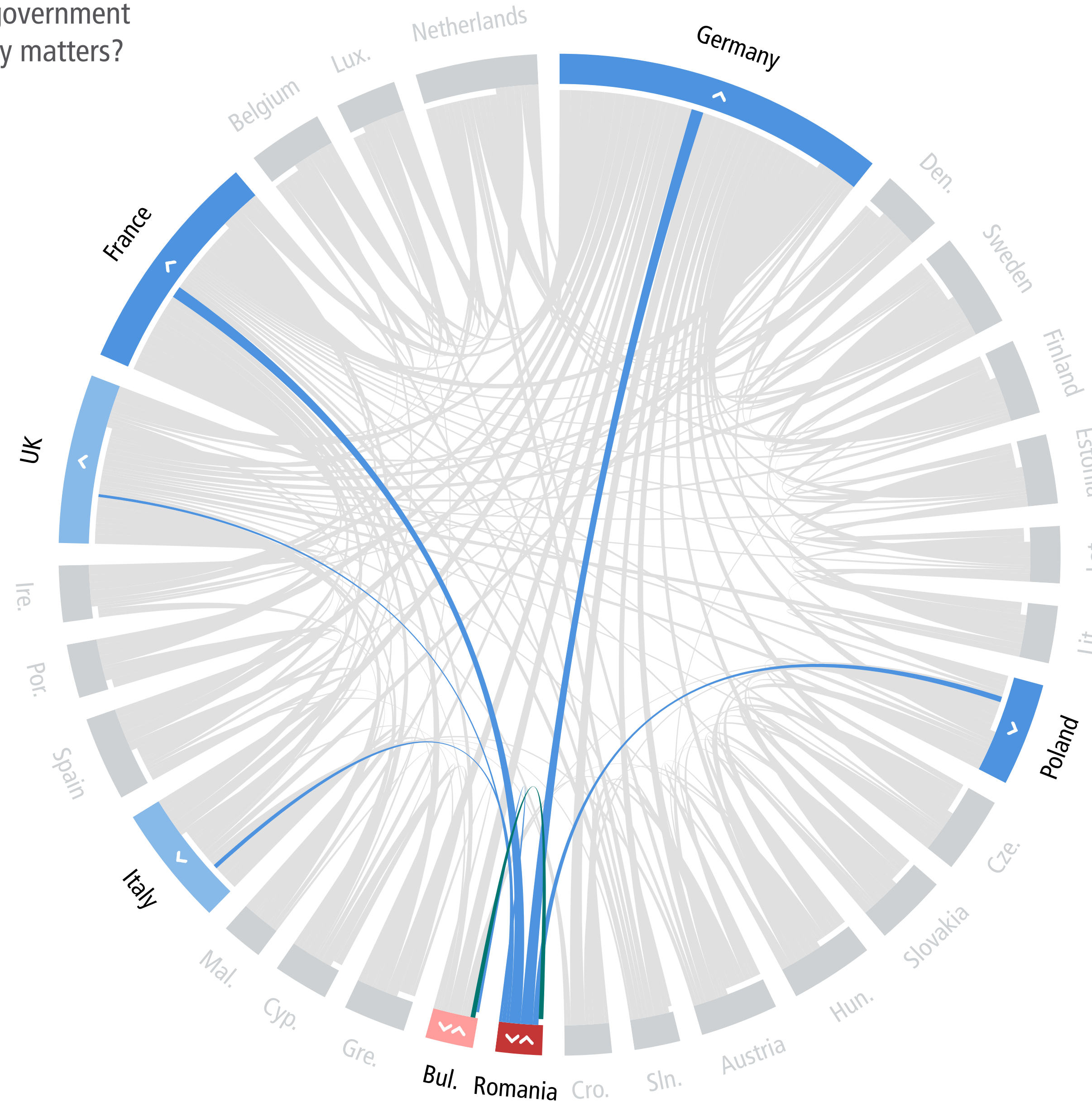
Most Contacted

Shared Interests

Most Responsive

Most Disappointing

Commitment to Deeper Integration



Shared votes  
stronger share weaker share  
Bul 10% Rom 6%

Lopsided votes

Only sending to  
26% Germany  
25% France  
12% Poland  
9% Italy  
6% UK

Rounded results. Shares below 5% not shown.



# Most Contacted Votes for Slovakia by Slovakia Network

**Q1** "Which EU member state(s) would your government generally contact most on European policy matters? (select up to five)"

EU	<	<input type="radio"/>	Affluent Seven	<	>
Big Six	<	>	Southern Seven	<	>
Founding Six	<	>	Visegrád Four	<	>

---

Austria	<	>	<input type="radio"/>	Italy	<	>	<input type="radio"/>
Belgium	<	>	<input type="radio"/>	Latvia	<	>	<input type="radio"/>
Bulgaria	<	>	<input type="radio"/>	Lithuania	<	>	<input type="radio"/>
Croatia	<	>	<input type="radio"/>	Luxembourg	<	>	<input type="radio"/>
Cyprus	<	>	<input type="radio"/>	Malta	<	>	<input type="radio"/>
Czech R.	<	>	<input type="radio"/>	Netherlands	<	>	<input type="radio"/>
Denmark	<	>	<input type="radio"/>	Poland	<	>	<input type="radio"/>
Estonia	<	>	<input type="radio"/>	Portugal	<	>	<input type="radio"/>
Finland	<	>	<input type="radio"/>	Romania	<	>	<input type="radio"/>
France	<	>	<input type="radio"/>	<b>Slovakia</b>	<	>	<input checked="" type="radio"/>
Germany	<	>	<input type="radio"/>	Slovenia	<	>	<input type="radio"/>
Greece	<	>	<input type="radio"/>	Spain	<	>	<input type="radio"/>
Hungary	<	>	<input type="radio"/>	Sweden	<	>	<input type="radio"/>
Ireland	<	>	<input type="radio"/>	UK	<	>	<input type="radio"/>

Preferences Overview


**Most Contacted**

Shared Interests

Most Responsive

Most Disappointing

Commitment to Deeper Integration



Of 3377 votes by 877 respondents, Slovakia received 72 (2.1%)

12% Visegrád 4  
2% Big 6  
1% Affluent 7

Share of votes by group

22% Czech Rep.  
18% Hungary  
10% Poland  
5% Austria  
2% Croatia  
1% Romania  
1% Slovenia  
1% Spain  
1% UK

Share of votes by country

■ Top %  
■ 10+ %  
■ 5-9 %  
■ 1-4 %

Rounded results. 0% shares not shown.

# Most Contacted Votes for Slovakia by Slovakia Network

**Q1** "Which EU member state(s) would your government generally contact most on European policy matters? (select up to five)"

EU	<	<input type="radio"/>	Affluent Seven	<	>
Big Six	<	>	Southern Seven	<	>
Founding Six	<	>	Visegrád Four	<	>

---

Austria	<	>	<input type="radio"/>	Italy	<	>	<input type="radio"/>
Belgium	<	>	<input type="radio"/>	Latvia	<	>	<input type="radio"/>
Bulgaria	<	>	<input type="radio"/>	Lithuania	<	>	<input type="radio"/>
Croatia	<	>	<input type="radio"/>	Luxembourg	<	>	<input type="radio"/>
Cyprus	<	>	<input type="radio"/>	Malta	<	>	<input type="radio"/>
Czech R.	<	>	<input type="radio"/>	Netherlands	<	>	<input type="radio"/>
Denmark	<	>	<input type="radio"/>	Poland	<	>	<input type="radio"/>
Estonia	<	>	<input type="radio"/>	Portugal	<	>	<input type="radio"/>
Finland	<	>	<input type="radio"/>	Romania	<	>	<input type="radio"/>
France	<	>	<input type="radio"/>	<b>Slovakia</b>	<	>	<input checked="" type="radio"/>
Germany	<	>	<input type="radio"/>	Slovenia	<	>	<input type="radio"/>
Greece	<	>	<input type="radio"/>	Spain	<	>	<input type="radio"/>
Hungary	<	>	<input type="radio"/>	Sweden	<	>	<input type="radio"/>
Ireland	<	>	<input type="radio"/>	UK	<	>	<input type="radio"/>

## Preferences Overview

### Most Contacted

Shared Interests

Most Responsive

Most Disappointing

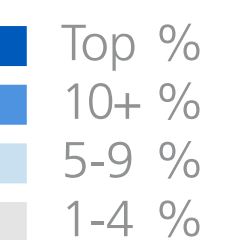
Commitment to Deeper Integration



Of 103 votes by 27 respondents, Czech Rep. received the most: 26

63%	Visegrád 4	Share of votes for group
44%	Big 6	
23%	Founding 6	
12%	Affluent 7	
6%	Southern 7	

25%	Czech Rep.	Share of votes for country
20%	Poland	
17%	Hungary	
16%	Germany	
7%	Austria	
6%	France	
2%	Netherlands	
2%	UK	
1%	Denmark	
1%	Estonia	
1%	Finland	
1%	Romania	
1%	Sweden	



Rounded results. 0% shares not shown.



# Most Contacted Votes for Slovakia by Slovakia Network

Q1 "Which EU member state(s) would your government generally contact most on European policy matters? (select up to five)"

EU	<	○	Affluent Seven	<	>
Big Six	<	>	Southern Seven	<	>
Founding Six	<	>	Visegrád Four	<	>

---

Austria	<	>	○	Italy	<	>	○
Belgium	<	>	○	Latvia	<	>	○
Bulgaria	<	>	○	Lithuania	<	>	○
Croatia	<	>	○	Luxembourg	<	>	○
Cyprus	<	>	○	Malta	<	>	○
Czech R.	<	>	○	Netherlands	<	>	○
Denmark	<	>	○	Poland	<	>	○
Estonia	<	>	○	Portugal	<	>	○
Finland	<	>	○	Romania	<	>	○
France	<	>	○	<b>Slovakia</b>	<	>	●
Germany	<	>	○	Slovenia	<	>	○
Greece	<	>	○	Spain	<	>	○
Hungary	<	>	○	Sweden	<	>	○
Ireland	<	>	○	UK	<	>	○

Preferences Overview

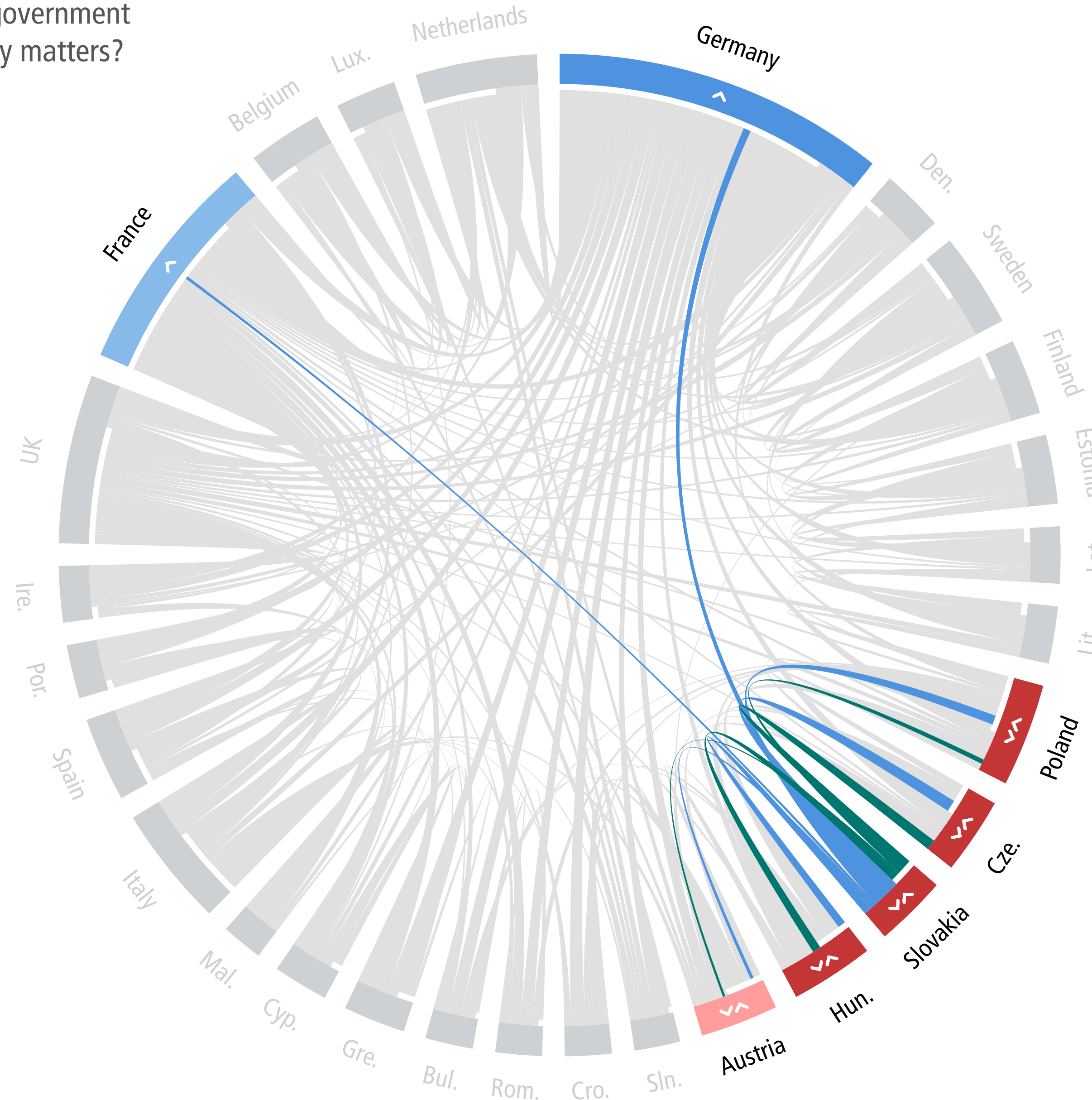
**Most Contacted**

Shared Interests

Most Responsive

Most Disappointing

Commitment to Deeper Integration



Shared votes

stronger share weaker share

- Slk 25%
- Hun 18%
- Slk 20%
- Slk 7%
- Cze 22%
- Slk 17%
- Pol 10%
- Aut 5%

Lopsided votes

Only sending to

- 16% Germany
- 6% France

Rounded results. Shares below 5% not shown.

# Most Contacted Votes for Slovenia by Slovenia Network

**Q1** "Which EU member state(s) would your government generally contact most on European policy matters? (select up to five)"

- EU  Affluent Seven
- Big Six  Southern Seven
- Founding Six  Visegrád Four

- |                                |  |
|--------------------------------|--|
| Austria <input type="radio"/>  | Italy <input type="radio"/>                      |
| Belgium <input type="radio"/>  | Latvia <input type="radio"/>                     |
| Bulgaria <input type="radio"/> | Lithuania <input type="radio"/>                  |
| Croatia <input type="radio"/>  | Luxembourg <input type="radio"/>                 |
| Cyprus <input type="radio"/>   | Malta <input type="radio"/>                      |
| Czech R. <input type="radio"/> | Netherlands <input type="radio"/>                |
| Denmark <input type="radio"/>  | Poland <input type="radio"/>                     |
| Estonia <input type="radio"/>  | Portugal <input type="radio"/>                   |
| Finland <input type="radio"/>  | Romania <input type="radio"/>                    |
| France <input type="radio"/>   | Slovakia <input type="radio"/>                   |
| Germany <input type="radio"/>  | <b>Slovenia <input checked="" type="radio"/></b> |
| Greece <input type="radio"/>   | Spain <input type="radio"/>                      |
| Hungary <input type="radio"/>  | Sweden <input type="radio"/>                     |
| Ireland <input type="radio"/>  | UK <input type="radio"/>                         |

Preferences Overview

**Most Contacted**

Shared Interests

Most Responsive

Most Disappointing

Commitment to Deeper Integration



Of 3377 votes by 877 respondents, Slovenia received 11 (0.3%)

Share of votes by group

- 8% Croatia
- 3% Austria
- 1% Hungary
- 1% Italy
- 1% Poland

Share of votes by country

- Top %
- 10+ %
- 5-9 %
- 1-4 %

Rounded results. 0% shares not shown.



# Most Contacted Votes for Slovenia by Slovenia Network

**Q1** "Which EU member state(s) would your government generally contact most on European policy matters? (select up to five)"

EU	<	<input type="radio"/>	Affluent Seven	<	>		
Big Six	<	>	Southern Seven	<	>		
Founding Six	<	>	Visegrád Four	<	>		
Austria	<	>	<input type="radio"/>	Italy	<	>	<input type="radio"/>
Belgium	<	>	<input type="radio"/>	Latvia	<	>	<input type="radio"/>
Bulgaria	<	>	<input type="radio"/>	Lithuania	<	>	<input type="radio"/>
Croatia	<	>	<input type="radio"/>	Luxembourg	<	>	<input type="radio"/>
Cyprus	<	>	<input type="radio"/>	Malta	<	>	<input type="radio"/>
Czech R.	<	>	<input type="radio"/>	Netherlands	<	>	<input type="radio"/>
Denmark	<	>	<input type="radio"/>	Poland	<	>	<input type="radio"/>
Estonia	<	>	<input type="radio"/>	Portugal	<	>	<input type="radio"/>
Finland	<	>	<input type="radio"/>	Romania	<	>	<input type="radio"/>
France	<	>	<input type="radio"/>	Slovakia	<	>	<input type="radio"/>
Germany	<	>	<input type="radio"/>	<b>Slovenia</b>	<	>	<input checked="" type="radio"/>
Greece	<	>	<input type="radio"/>	Spain	<	>	<input type="radio"/>
Hungary	<	>	<input type="radio"/>	Sweden	<	>	<input type="radio"/>
Ireland	<	>	<input type="radio"/>	UK	<	>	<input type="radio"/>

## Preferences Overview

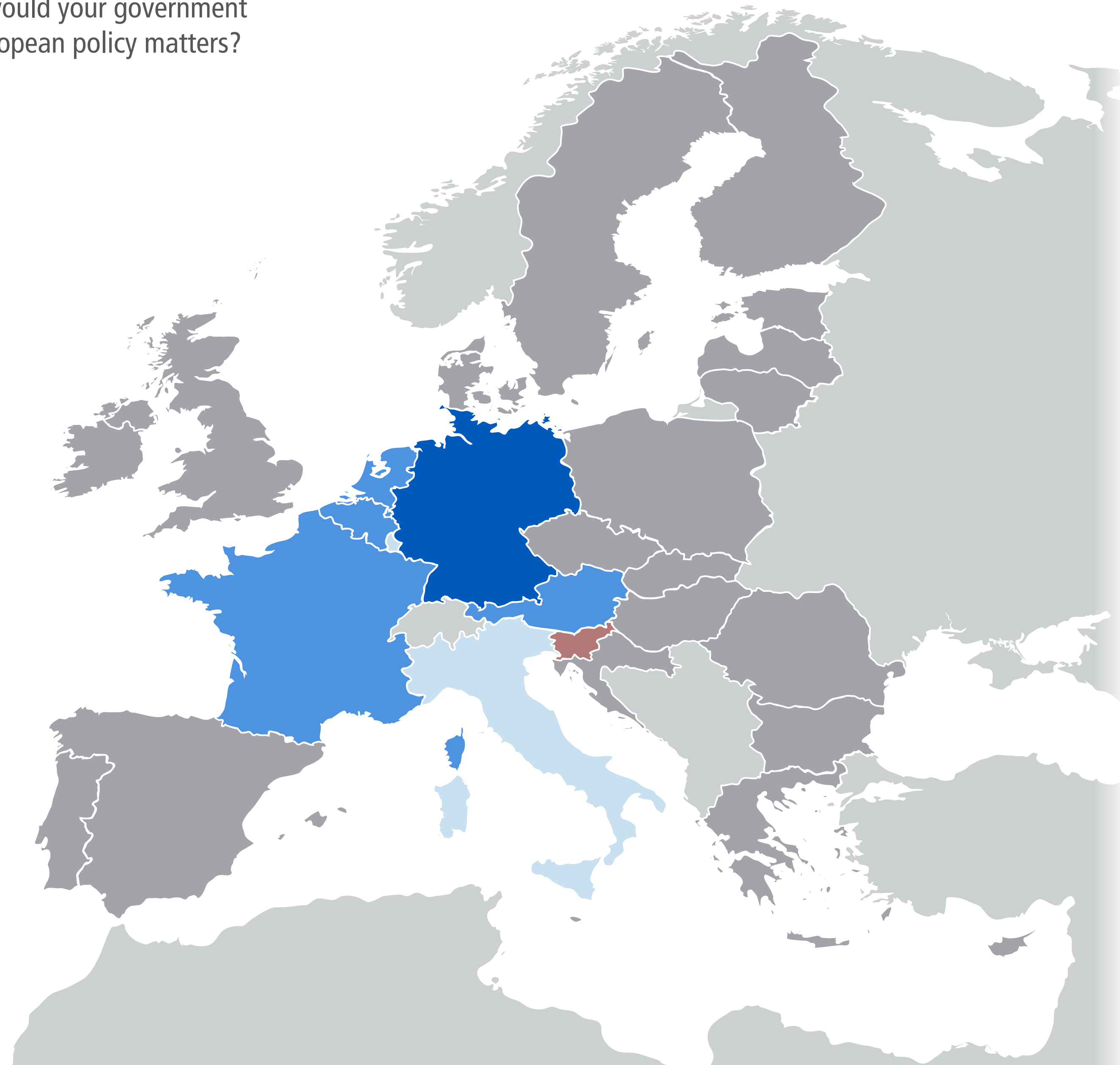
### Most Contacted

Shared Interests

Most Responsive

Most Disappointing

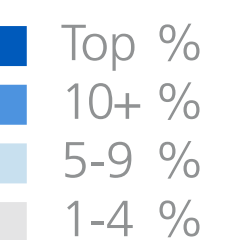
Commitment to Deeper Integration



Of 117 votes by 27 respondents, Germany received the most: 24

73%	Founding 6
48%	Affluent 7
44%	Big 6
21%	Southern 7
4%	Visegrád 4

21%	Germany
15%	France
14%	Netherlands
11%	Austria
10%	Belgium
9%	Luxembourg
5%	Italy
4%	UK
3%	Czech Rep.
2%	Finland
2%	Sweden
1%	Croatia
1%	Denmark
1%	Estonia
1%	Hungary
1%	Ireland
1%	Portugal
1%	Slovakia



Rounded results. 0% shares not shown.

# Most Contacted Votes for Slovenia by Slovenia Network

Q1 "Which EU member state(s) would your government generally contact most on European policy matters? (select up to five)"

EU	<	○	Affluent Seven	<	>
Big Six	<	>	Southern Seven	<	>
Founding Six	<	>	Visegrád Four	<	>

---

Austria	<	>	○	Italy	<	>	○
Belgium	<	>	○	Latvia	<	>	○
Bulgaria	<	>	○	Lithuania	<	>	○
Croatia	<	>	○	Luxembourg	<	>	○
Cyprus	<	>	○	Malta	<	>	○
Czech R.	<	>	○	Netherlands	<	>	○
Denmark	<	>	○	Poland	<	>	○
Estonia	<	>	○	Portugal	<	>	○
Finland	<	>	○	Romania	<	>	○
France	<	>	○	Slovakia	<	>	○
Germany	<	>	○	<b>Slovenia</b>	<	>	●
Greece	<	>	○	Spain	<	>	○
Hungary	<	>	○	Sweden	<	>	○
Ireland	<	>	○	UK	<	>	○

Preferences Overview

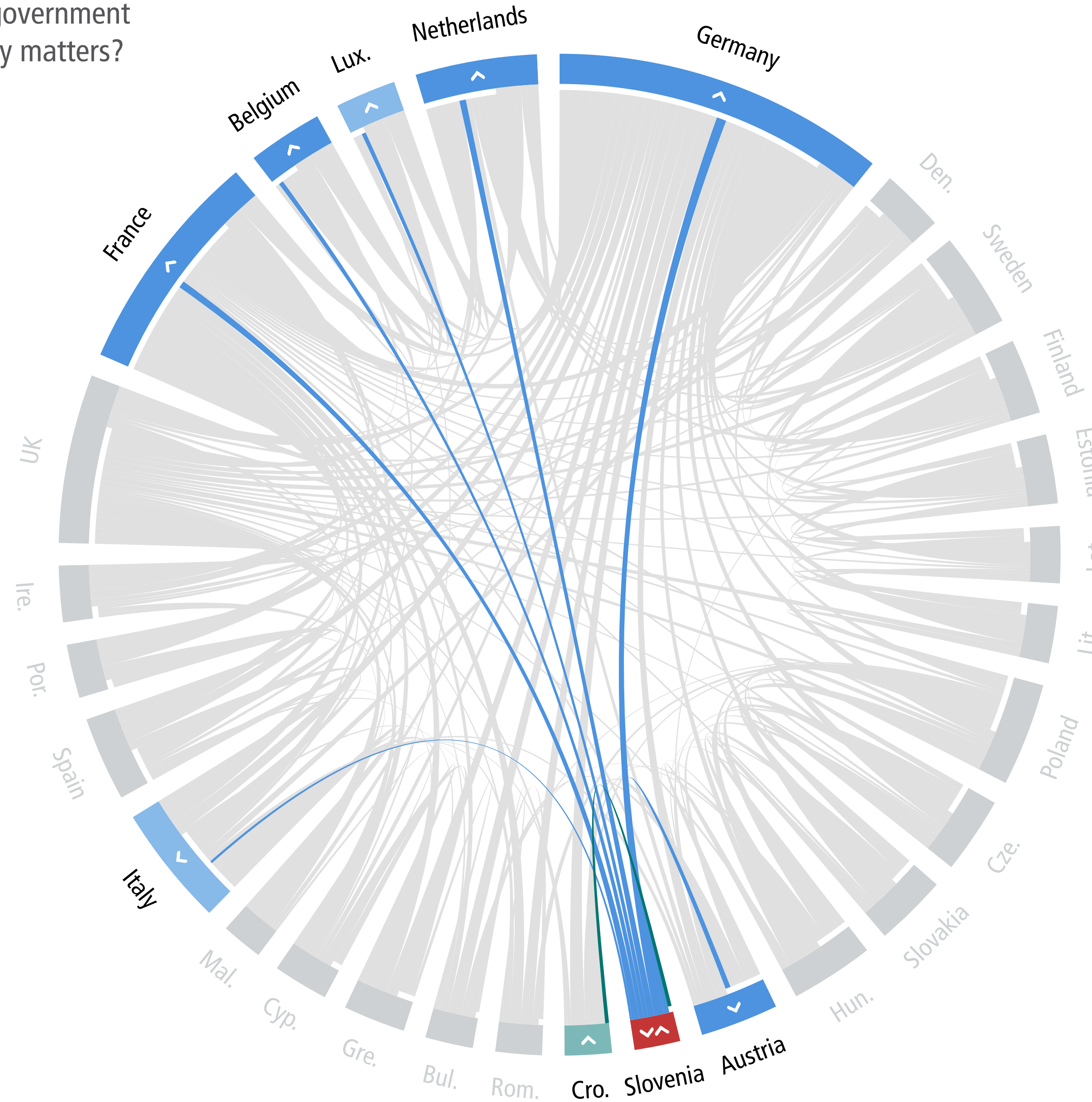
**Most Contacted**

Shared Interests

Most Responsive

Most Disappointing

Commitment to Deeper Integration



Lopsided votes

> Only sending to

- 21% Germany
- 15% France
- 14% Netherlands
- 11% Austria
- 10% Belgium
- 9% Luxembourg
- 5% Italy

< Only receiving from

- 8% Croatia

Rounded results. Shares below 5% not shown.



# Most Contacted Votes for Spain by Spain Network

**Q1** "Which EU member state(s) would your government generally contact most on European policy matters? (select up to five)"

EU	<	<input type="radio"/>	Affluent Seven	<	>
Big Six	<	>	Southern Seven	<	>
Founding Six	<	>	Visegrád Four	<	>

---

Austria	<	>	<input type="radio"/>	Italy	<	>	<input type="radio"/>
Belgium	<	>	<input type="radio"/>	Latvia	<	>	<input type="radio"/>
Bulgaria	<	>	<input type="radio"/>	Lithuania	<	>	<input type="radio"/>
Croatia	<	>	<input type="radio"/>	Luxembourg	<	>	<input type="radio"/>
Cyprus	<	>	<input type="radio"/>	Malta	<	>	<input type="radio"/>
Czech R.	<	>	<input type="radio"/>	Netherlands	<	>	<input type="radio"/>
Denmark	<	>	<input type="radio"/>	Poland	<	>	<input type="radio"/>
Estonia	<	>	<input type="radio"/>	Portugal	<	>	<input type="radio"/>
Finland	<	>	<input type="radio"/>	Romania	<	>	<input type="radio"/>
France	<	>	<input type="radio"/>	Slovakia	<	>	<input type="radio"/>
Germany	<	>	<input type="radio"/>	Slovenia	<	>	<input type="radio"/>
Greece	<	>	<input type="radio"/>	<b>Spain</b>	<	>	<input checked="" type="radio"/>
Hungary	<	>	<input type="radio"/>	Sweden	<	>	<input type="radio"/>
Ireland	<	>	<input type="radio"/>	UK	<	>	<input type="radio"/>

Preferences Overview


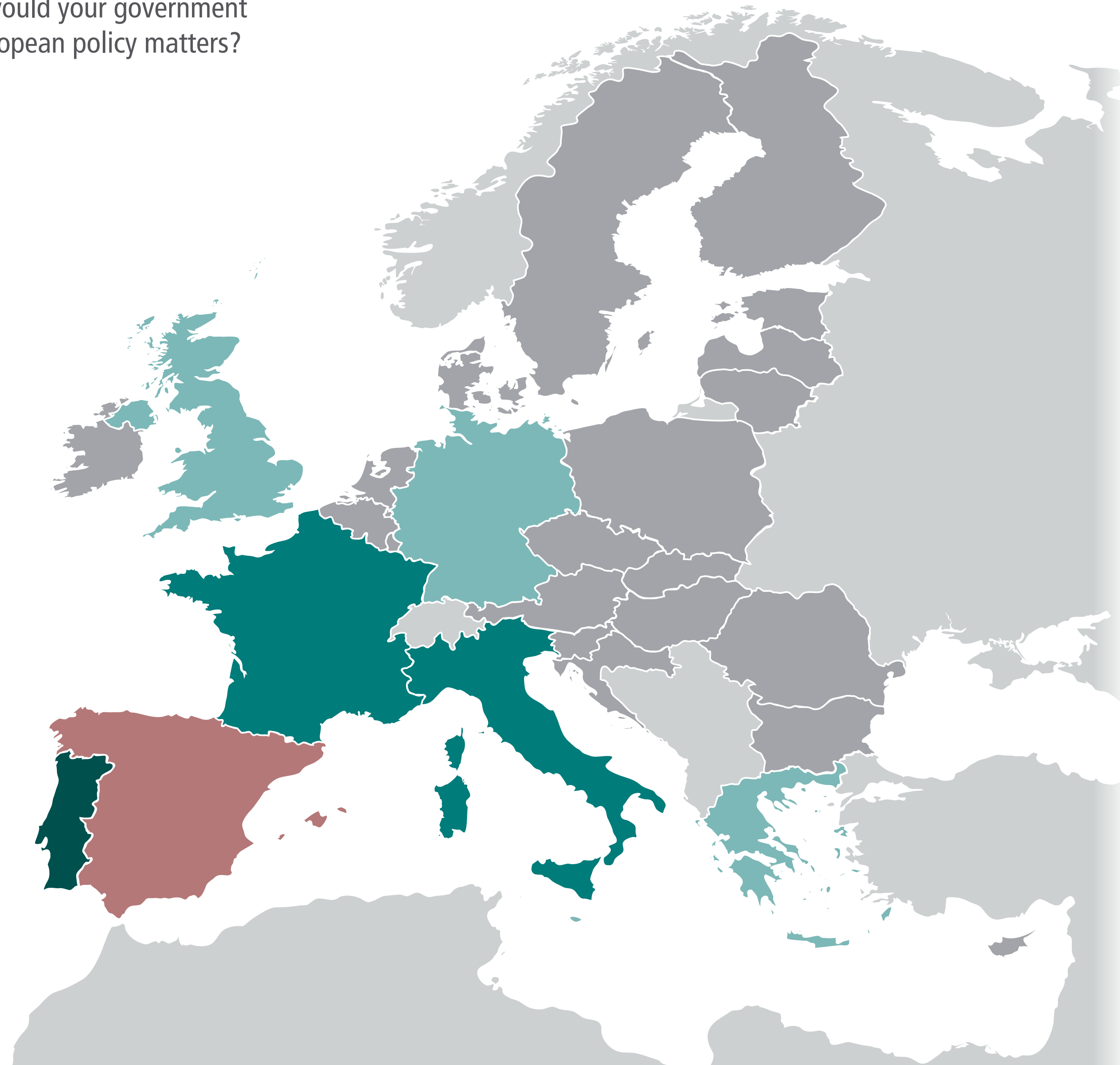
**Most Contacted**

Shared Interests

Most Responsive

Most Disappointing

Commitment to Deeper Integration



Of 3377 votes by 877 respondents, Spain received 125 (3.7%)

10%	Southern 7	Share of votes by group
9%	Founding 6	
7%	Big 6	
1%	Affluent 7	

25%	Portugal	Share of votes by country
18%	Italy	
11%	France	
7%	Germany	
6%	Greece	
5%	Malta	
5%	UK	
4%	Romania	
3%	Belgium	
2%	Cyprus	
2%	Ireland	
1%	Bulgaria	
1%	Denmark	
1%	Luxembourg	
1%	Netherlands	

■	Top %
■	10+ %
■	5-9 %
■	1-4 %

Rounded results. 0% shares not shown.

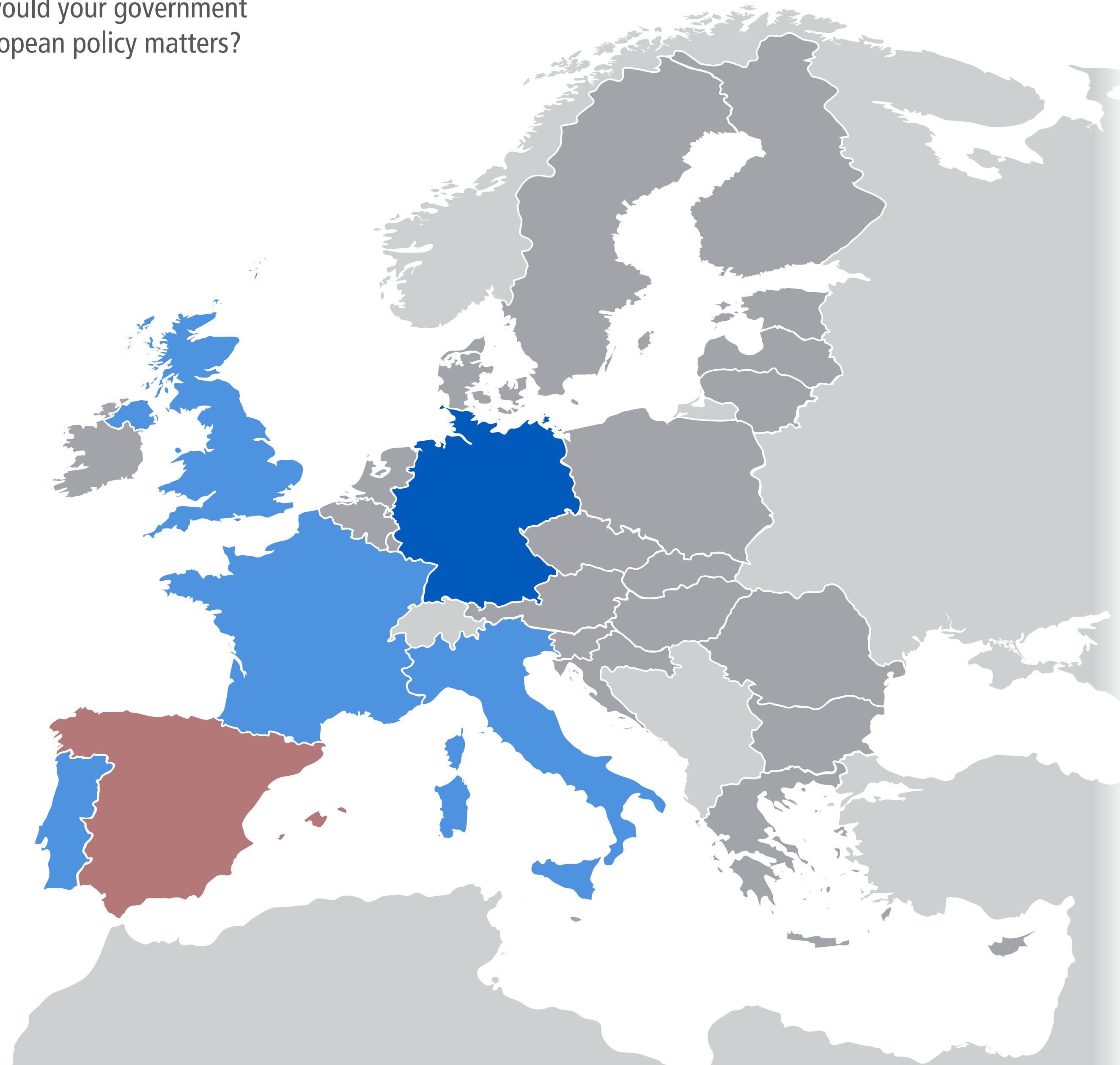
# Most Contacted Votes for Spain by Spain Network

**Q1** "Which EU member state(s) would your government generally contact most on European policy matters? (select up to five)"

EU	<	<input type="radio"/>	Affluent Seven	<	>		
Big Six	<	>	Southern Seven	<	>		
Founding Six	<	>	Visegrád Four	<	>		
<hr/>							
Austria	<	>	<input type="radio"/>	Italy	<	>	<input type="radio"/>
Belgium	<	>	<input type="radio"/>	Latvia	<	>	<input type="radio"/>
Bulgaria	<	>	<input type="radio"/>	Lithuania	<	>	<input type="radio"/>
Croatia	<	>	<input type="radio"/>	Luxembourg	<	>	<input type="radio"/>
Cyprus	<	>	<input type="radio"/>	Malta	<	>	<input type="radio"/>
Czech R.	<	>	<input type="radio"/>	Netherlands	<	>	<input type="radio"/>
Denmark	<	>	<input type="radio"/>	Poland	<	>	<input type="radio"/>
Estonia	<	>	<input type="radio"/>	Portugal	<	>	<input type="radio"/>
Finland	<	>	<input type="radio"/>	Romania	<	>	<input type="radio"/>
France	<	>	<input type="radio"/>	Slovakia	<	>	<input type="radio"/>
Germany	<	>	<input type="radio"/>	Slovenia	<	>	<input type="radio"/>
Greece	<	>	<input type="radio"/>	<b>Spain</b>	<	>	<input checked="" type="radio"/>
Hungary	<	>	<input type="radio"/>	Sweden	<	>	<input type="radio"/>
Ireland	<	>	<input type="radio"/>	UK	<	>	<input type="radio"/>

## Preferences Overview

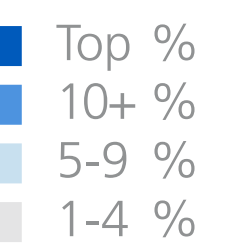
- Most Contacted**
- Shared Interests
- Most Responsive
- Most Disappointing
- Commitment to Deeper Integration



Of 168 votes by 41 respondents, Germany received the most: 40

76%	Big 6	Share of votes for group
66%	Founding 6	
60%	Southern 7	
3%	Affluent 7	
1%	Visegrád 4	

24%	Germany	Share of votes for country
22%	France	
19%	Portugal	
18%	Italy	
11%	UK	
1%	Belgium	
1%	Denmark	
1%	Finland	
1%	Greece	
1%	Ireland	
1%	Netherlands	
1%	Poland	
1%	Slovakia	



Rounded results. 0% shares not shown.



# Most Contacted Votes for Spain by Spain Network

Q1 "Which EU member state(s) would your government generally contact most on European policy matters? (select up to five)"

EU	<	○	Affluent Seven	<	>
Big Six	<	>	Southern Seven	<	>
Founding Six	<	>	Visegrád Four	<	>

---

Austria	<	>	○	Italy	<	>	○
Belgium	<	>	○	Latvia	<	>	○
Bulgaria	<	>	○	Lithuania	<	>	○
Croatia	<	>	○	Luxembourg	<	>	○
Cyprus	<	>	○	Malta	<	>	○
Czech R.	<	>	○	Netherlands	<	>	○
Denmark	<	>	○	Poland	<	>	○
Estonia	<	>	○	Portugal	<	>	○
Finland	<	>	○	Romania	<	>	○
France	<	>	○	Slovakia	<	>	○
Germany	<	>	○	Slovenia	<	>	○
Greece	<	>	○	<b>Spain</b>	<	>	●
Hungary	<	>	○	Sweden	<	>	○
Ireland	<	>	○	UK	<	>	○

Preferences Overview

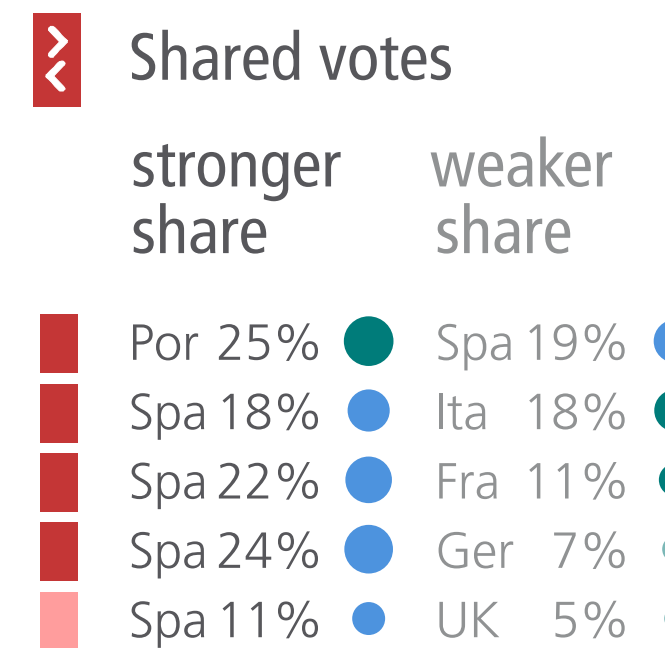
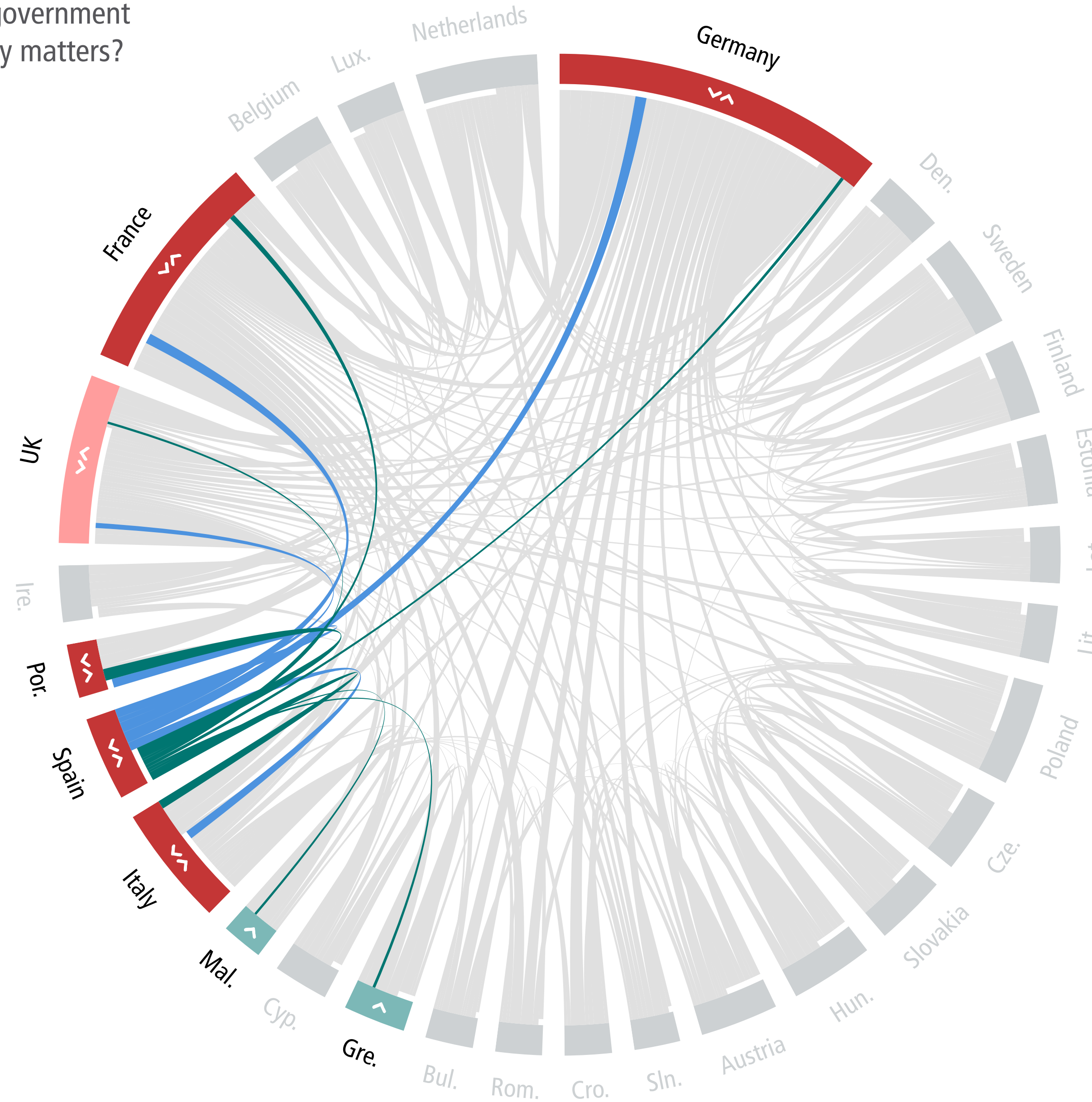
**Most Contacted**

Shared Interests

Most Responsive

Most Disappointing

Commitment to Deeper Integration



Lopsided votes



Rounded results. Shares below 5% not shown.

# Most Contacted Votes for Sweden by Sweden Network

**Q1** "Which EU member state(s) would your government generally contact most on European policy matters? (select up to five)"

EU	<	<input type="radio"/>	Affluent Seven	<	>
Big Six	<	>	Southern Seven	<	>
Founding Six	<	>	Visegrád Four	<	>

---

Austria	<	>	<input type="radio"/>	Italy	<	>	<input type="radio"/>
Belgium	<	>	<input type="radio"/>	Latvia	<	>	<input type="radio"/>
Bulgaria	<	>	<input type="radio"/>	Lithuania	<	>	<input type="radio"/>
Croatia	<	>	<input type="radio"/>	Luxembourg	<	>	<input type="radio"/>
Cyprus	<	>	<input type="radio"/>	Malta	<	>	<input type="radio"/>
Czech R.	<	>	<input type="radio"/>	Netherlands	<	>	<input type="radio"/>
Denmark	<	>	<input type="radio"/>	Poland	<	>	<input type="radio"/>
Estonia	<	>	<input type="radio"/>	Portugal	<	>	<input type="radio"/>
Finland	<	>	<input type="radio"/>	Romania	<	>	<input type="radio"/>
France	<	>	<input type="radio"/>	Slovakia	<	>	<input type="radio"/>
Germany	<	>	<input type="radio"/>	Slovenia	<	>	<input type="radio"/>
Greece	<	>	<input type="radio"/>	Spain	<	>	<input type="radio"/>
Hungary	<	>	<input type="radio"/>	<b>Sweden</b>	<	>	<input checked="" type="radio"/>
Ireland	<	>	<input type="radio"/>	UK	<	>	<input type="radio"/>

Preferences Overview


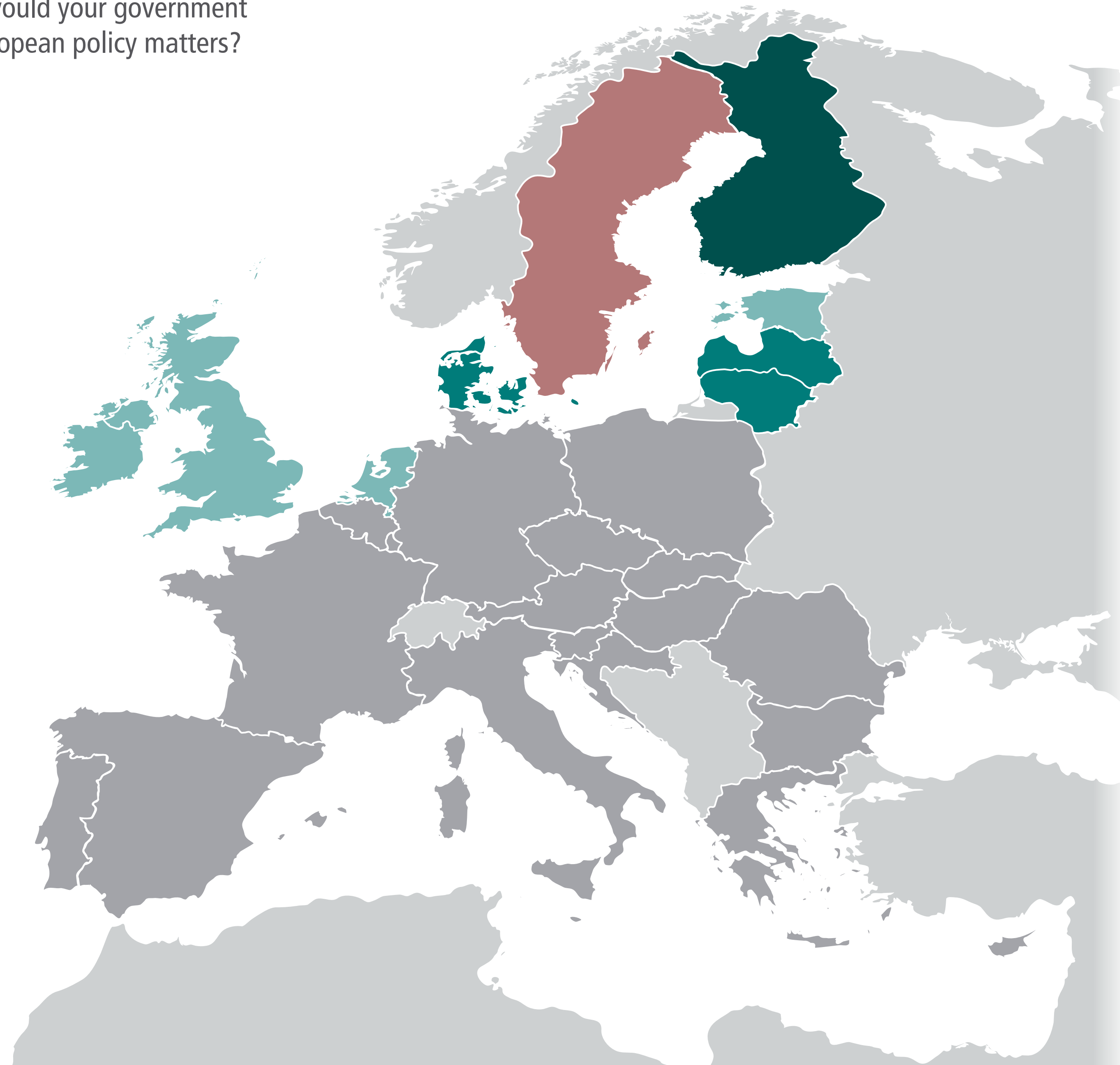
**Most Contacted**

Shared Interests

Most Responsive

Most Disappointing

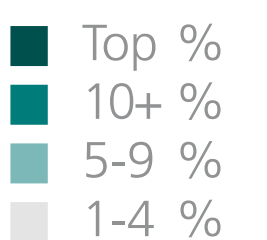
Commitment to Deeper Integration



Of 3377 votes by 877 respondents, Sweden received 136 (4%)

9%	Affluent 7	Share of votes by group
2%	Big 6	
2%	Founding 6	
2%	Visegrád 4	

24%	Finland	Share of votes by country
22%	Denmark	
13%	Latvia	
10%	Lithuania	
9%	Netherlands	
8%	Estonia	
7%	UK	
5%	Ireland	
3%	Austria	
3%	Belgium	
3%	Czech Rep.	
3%	Poland	
2%	Slovenia	
1%	France	
1%	Germany	
1%	Slovakia	



Rounded results. 0% shares not shown.



# Most Contacted Votes for Sweden by Sweden Network

**Q1** "Which EU member state(s) would your government generally contact most on European policy matters? (select up to five)"

EU	<	<input type="radio"/>	Affluent Seven	<	>
Big Six	<	>	Southern Seven	<	>
Founding Six	<	>	Visegrád Four	<	>

---

Austria	<	>	<input type="radio"/>	Italy	<	>	<input type="radio"/>
Belgium	<	>	<input type="radio"/>	Latvia	<	>	<input type="radio"/>
Bulgaria	<	>	<input type="radio"/>	Lithuania	<	>	<input type="radio"/>
Croatia	<	>	<input type="radio"/>	Luxembourg	<	>	<input type="radio"/>
Cyprus	<	>	<input type="radio"/>	Malta	<	>	<input type="radio"/>
Czech R.	<	>	<input type="radio"/>	Netherlands	<	>	<input type="radio"/>
Denmark	<	>	<input type="radio"/>	Poland	<	>	<input type="radio"/>
Estonia	<	>	<input type="radio"/>	Portugal	<	>	<input type="radio"/>
Finland	<	>	<input type="radio"/>	Romania	<	>	<input type="radio"/>
France	<	>	<input type="radio"/>	Slovakia	<	>	<input type="radio"/>
Germany	<	>	<input type="radio"/>	Slovenia	<	>	<input type="radio"/>
Greece	<	>	<input type="radio"/>	Spain	<	>	<input type="radio"/>
Hungary	<	>	<input type="radio"/>	<b>Sweden</b>	<	>	<input checked="" type="radio"/>
Ireland	<	>	<input type="radio"/>	UK	<	>	<input type="radio"/>

## Preferences Overview

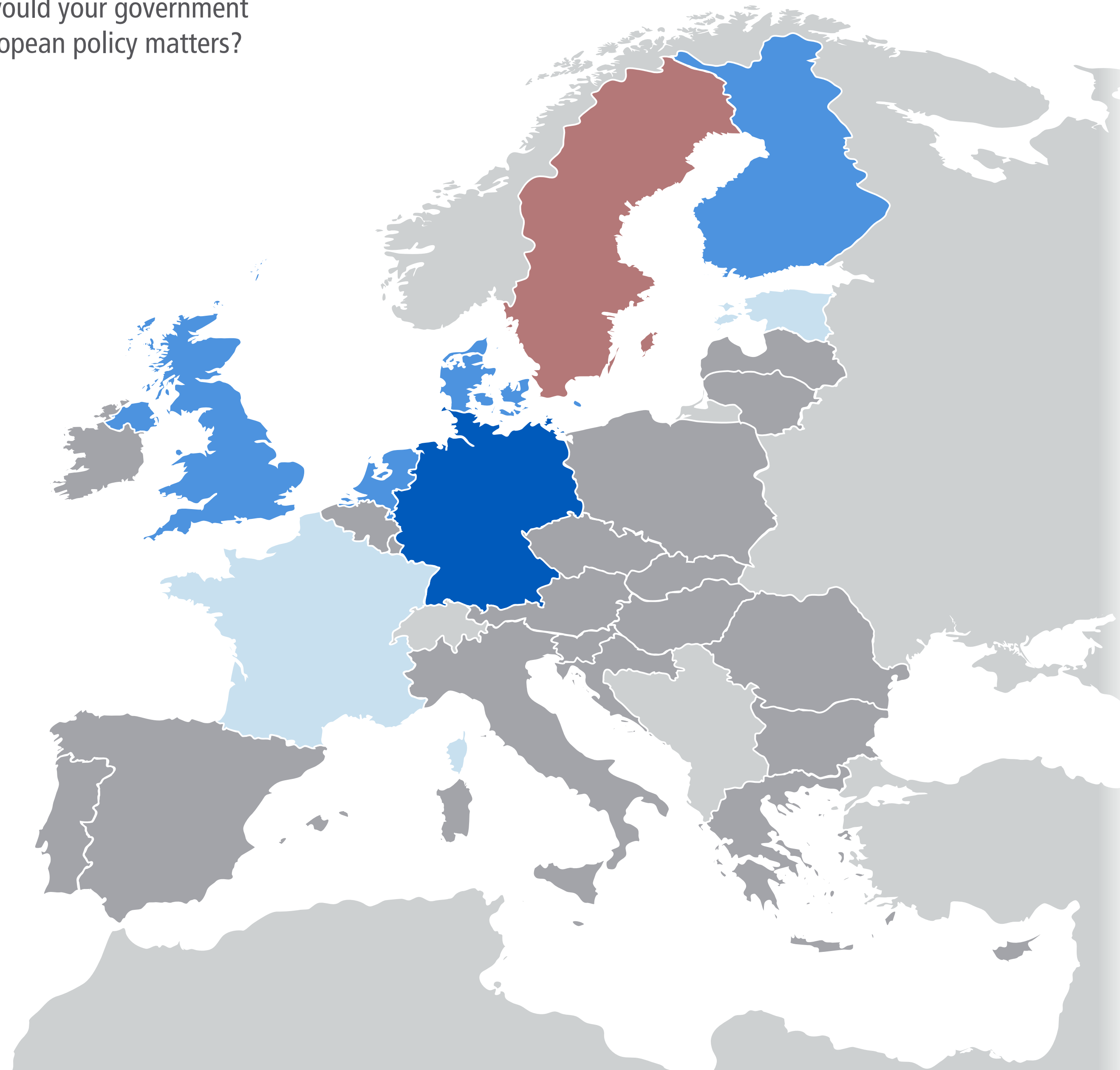
**Most Contacted**

Shared Interests

Most Responsive

Most Disappointing

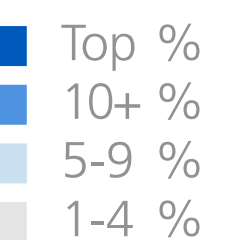
Commitment to Deeper Integration



Of 125 votes by 30 respondents, Germany received the most: 29

47%	Affluent 7	Share of votes for group
44%	Big 6	
43%	Founding 6	
7%	Southern 7	
2%	Visegrád 4	

23%	Germany	Share of votes for country
19%	Finland	
14%	Denmark	
14%	UK	
13%	Netherlands	
6%	France	
5%	Estonia	
1%	Austria	
1%	Belgium	
1%	Bulgaria	
1%	Croatia	
1%	Cyprus	
1%	Czech Rep.	
1%	Lithuania	
1%	Poland	



Rounded results. 0% shares not shown.

# Most Contacted Votes for Sweden by Sweden Network

Q1 "Which EU member state(s) would your government generally contact most on European policy matters? (select up to five)"

EU	<	○	Affluent Seven	<	>
Big Six	<	>	Southern Seven	<	>
Founding Six	<	>	Visegrád Four	<	>

---

Austria	<	>	○	Italy	<	>	○
Belgium	<	>	○	Latvia	<	>	○
Bulgaria	<	>	○	Lithuania	<	>	○
Croatia	<	>	○	Luxembourg	<	>	○
Cyprus	<	>	○	Malta	<	>	○
Czech R.	<	>	○	Netherlands	<	>	○
Denmark	<	>	○	Poland	<	>	○
Estonia	<	>	○	Portugal	<	>	○
Finland	<	>	○	Romania	<	>	○
France	<	>	○	Slovakia	<	>	○
Germany	<	>	○	Slovenia	<	>	○
Greece	<	>	○	Spain	<	>	○
Hungary	<	>	○	Sweden	<	>	●
Ireland	<	>	○	UK	<	>	○

Preferences Overview

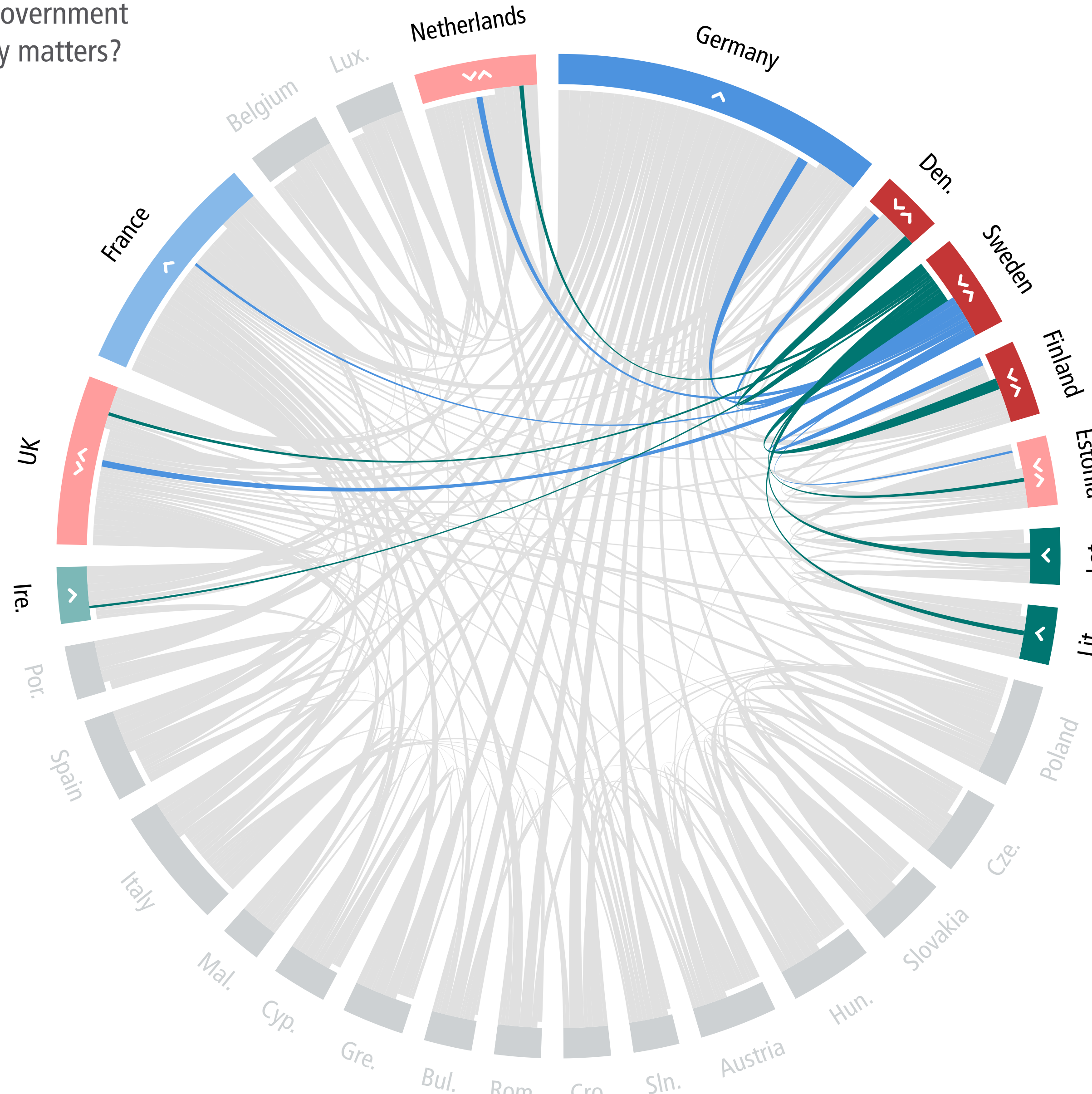
Most Contacted

Shared Interests

Most Responsive

Most Disappointing

Commitment to Deeper Integration



Shared votes

stronger share weaker share

Fin 24%	Swe 19%	●
Den 22%	Swe 14%	●
Swe 13%	Net 9%	●
Swe 14%	UK 7%	●
Est 8%	Swe 5%	●

Lopsided votes

Only sending to

23%	Germany
6%	France

Only receiving from

13%	Latvia
10%	Lithuania
5%	Ireland

Rounded results. Shares below 5% not shown.



# Most Contacted Votes for UK by UK Network

Q1 "Which EU member state(s) would your government generally contact most on European policy matters? (select up to five)"

EU	<	<input type="radio"/>	Affluent Seven	<	>
Big Six	<	>	Southern Seven	<	>
Founding Six	<	>	Visegrád Four	<	>

---

Austria	<	>	<input type="radio"/>	Italy	<	>	<input type="radio"/>
Belgium	<	>	<input type="radio"/>	Latvia	<	>	<input type="radio"/>
Bulgaria	<	>	<input type="radio"/>	Lithuania	<	>	<input type="radio"/>
Croatia	<	>	<input type="radio"/>	Luxembourg	<	>	<input type="radio"/>
Cyprus	<	>	<input type="radio"/>	Malta	<	>	<input type="radio"/>
Czech R.	<	>	<input type="radio"/>	Netherlands	<	>	<input type="radio"/>
Denmark	<	>	<input type="radio"/>	Poland	<	>	<input type="radio"/>
Estonia	<	>	<input type="radio"/>	Portugal	<	>	<input type="radio"/>
Finland	<	>	<input type="radio"/>	Romania	<	>	<input type="radio"/>
France	<	>	<input type="radio"/>	Slovakia	<	>	<input type="radio"/>
Germany	<	>	<input type="radio"/>	Slovenia	<	>	<input type="radio"/>
Greece	<	>	<input type="radio"/>	Spain	<	>	<input type="radio"/>
Hungary	<	>	<input type="radio"/>	Sweden	<	>	<input type="radio"/>
Ireland	<	>	<input type="radio"/>	UK	<	>	<input checked="" type="radio"/>

## Preferences Overview


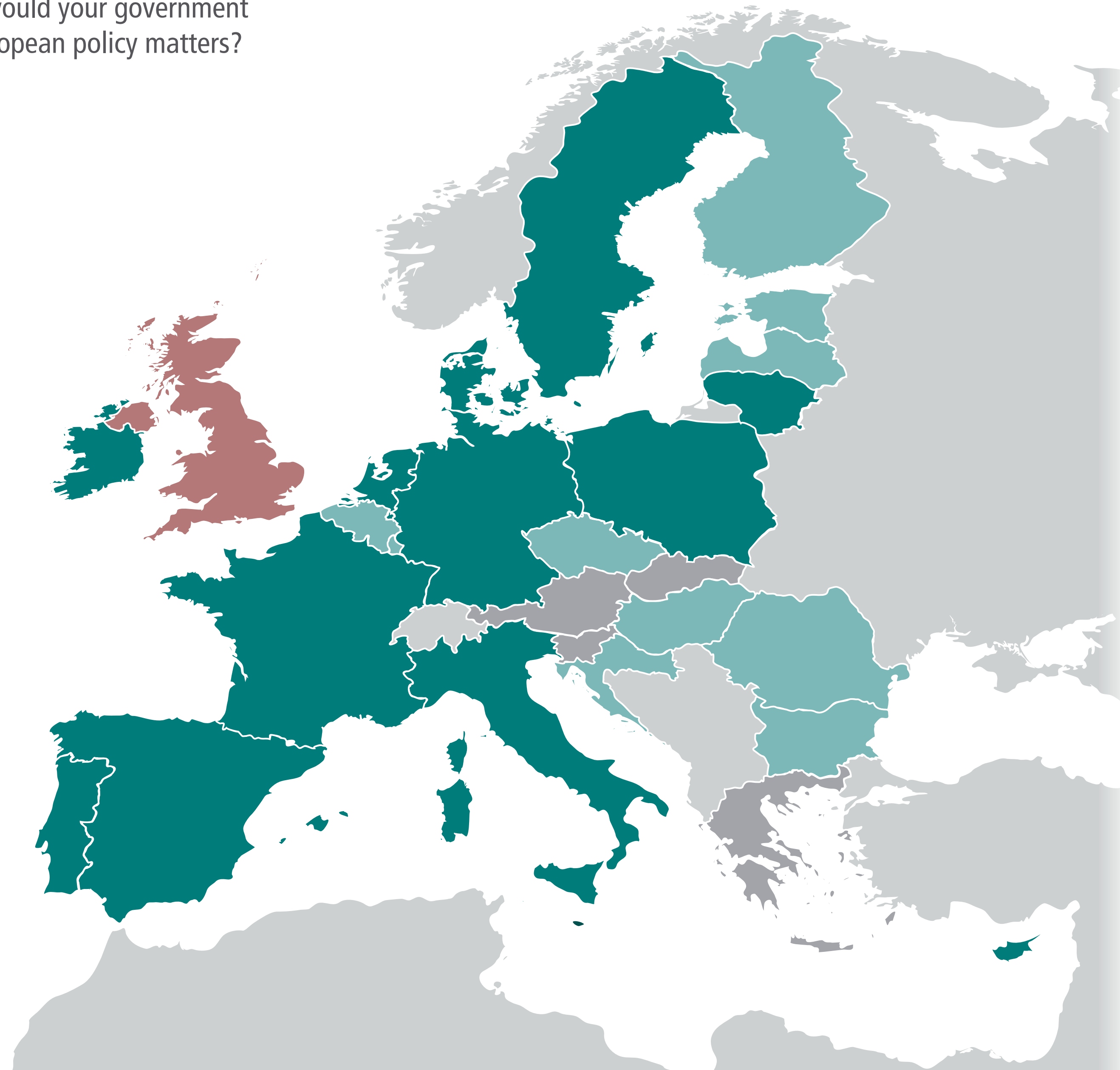
Most Contacted

Shared Interests

Most Responsive

Most Disappointing

Commitment to Deeper Integration



Of 3377 votes by 877 respondents, UK received 333 (9.9%)

14%	Southern 7	Share of votes by group
12%	Founding 6	
11%	Big 6	
10%	Affluent 7	
7%	Visegrád 4	

25%	Malta	Share of votes by country
21%	Ireland	
16%	France	
14%	Cyprus	
14%	Denmark	
14%	Lithuania	
14%	Netherlands	
14%	Sweden	
13%	Portugal	
12%	Italy	
11%	Germany	
11%	Poland	
11%	Spain	
8%	Croatia	
8%	Finland	
6%	Belgium	
6%	Estonia	
6%	Hungary	
6%	Luxembourg	
6%	Romania	
5%	Bulgaria	
5%	Czech Rep.	
5%	Latvia	
4%	Greece	
4%	Slovenia	
2%	Austria	
2%	Slovakia	

Rounded results. 0% shares not shown.

# Most Contacted Votes for UK by UK Network

Q1 "Which EU member state(s) would your government generally contact most on European policy matters? (select up to five)"

- EU  Affluent Seven
- Big Six  Southern Seven
- Founding Six  Visegrád Four

- |                                |                                     |
|--------------------------------|-------------------------------------|
| Austria <input type="radio"/>  | Italy <input type="radio"/>         |
| Belgium <input type="radio"/>  | Latvia <input type="radio"/>        |
| Bulgaria <input type="radio"/> | Lithuania <input type="radio"/>     |
| Croatia <input type="radio"/>  | Luxembourg <input type="radio"/>    |
| Cyprus <input type="radio"/>   | Malta <input type="radio"/>         |
| Czech R. <input type="radio"/> | Netherlands <input type="radio"/>   |
| Denmark <input type="radio"/>  | Poland <input type="radio"/>        |
| Estonia <input type="radio"/>  | Portugal <input type="radio"/>      |
| Finland <input type="radio"/>  | Romania <input type="radio"/>       |
| France <input type="radio"/>   | Slovakia <input type="radio"/>      |
| Germany <input type="radio"/>  | Slovenia <input type="radio"/>      |
| Greece <input type="radio"/>   | Spain <input type="radio"/>         |
| Hungary <input type="radio"/>  | Sweden <input type="radio"/>        |
| Ireland <input type="radio"/>  | UK <input checked="" type="radio"/> |

## Preferences Overview

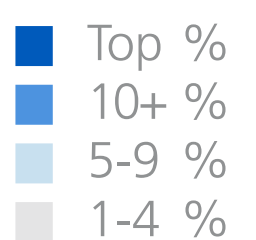
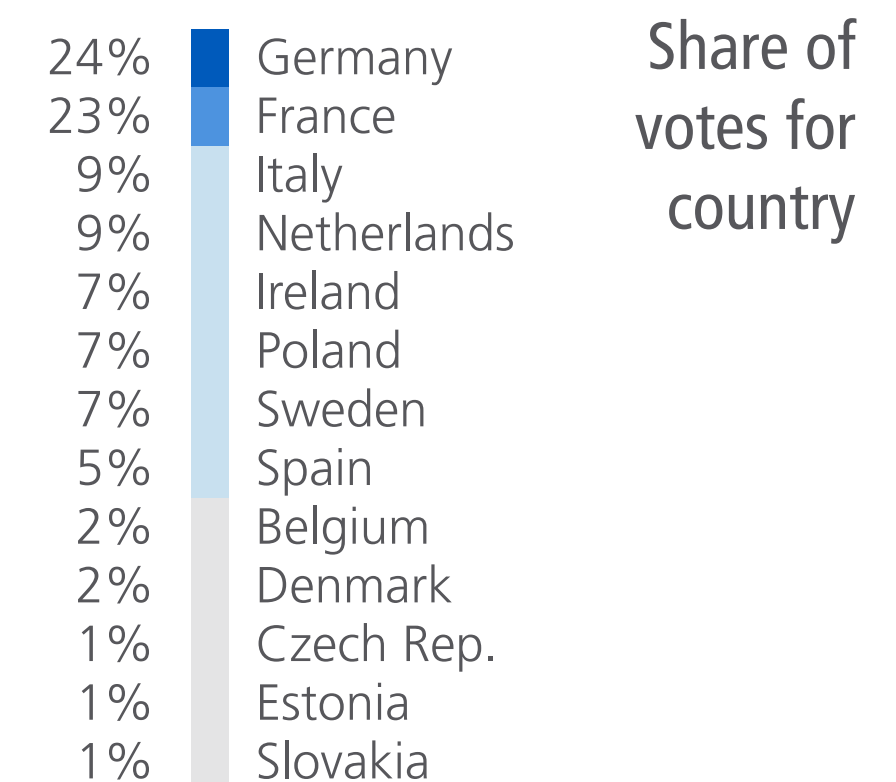
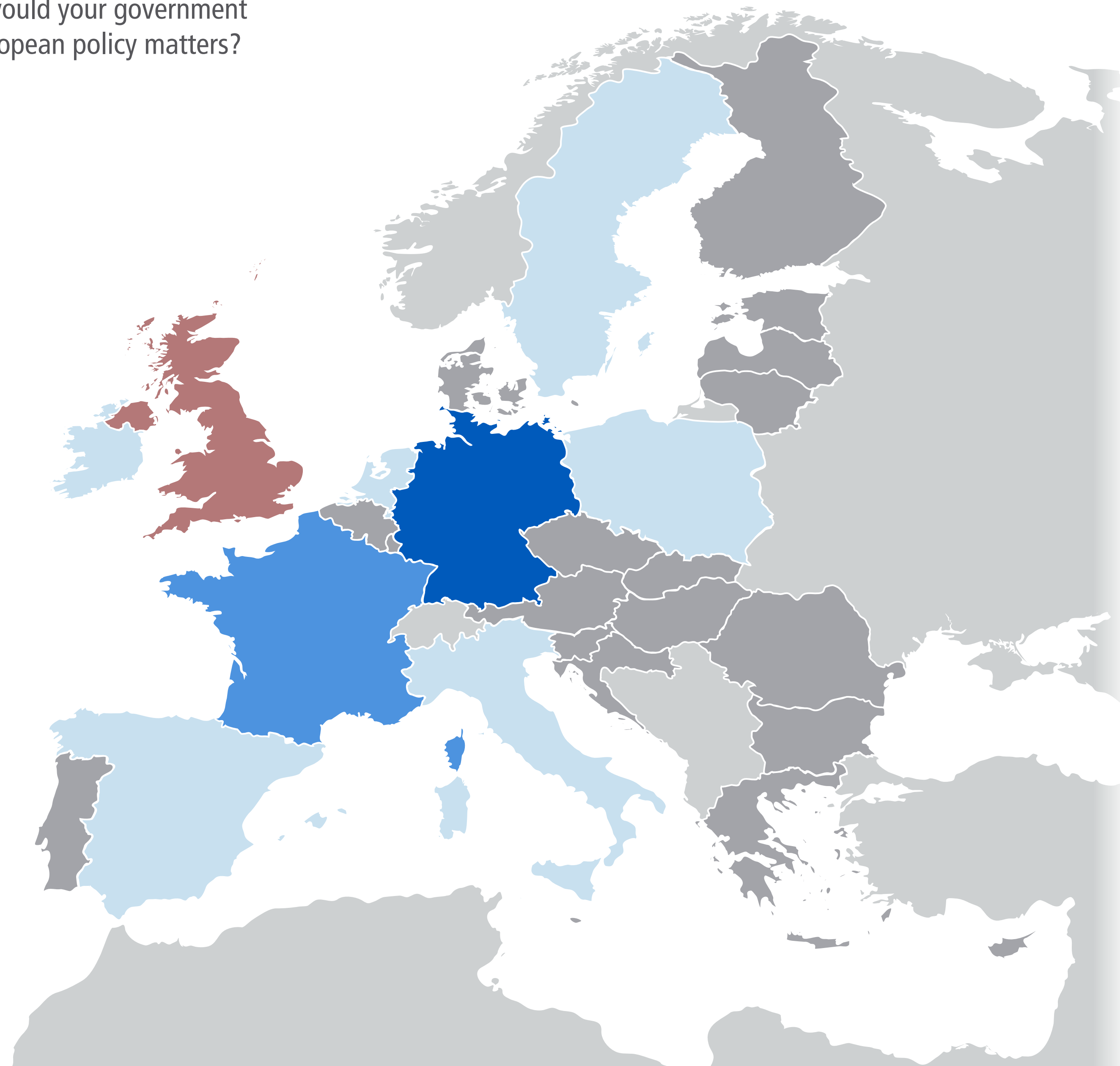
### Most Contacted

Shared Interests

Most Responsive

Most Disappointing

Commitment to Deeper Integration



Rounded results. 0% shares not shown.



# Most Contacted Votes for UK by UK Network

Q1 "Which EU member state(s) would your government generally contact most on European policy matters? (select up to five)"

EU	<	○	Affluent Seven	<	>		
Big Six	<	>	Southern Seven	<	>		
Founding Six	<	>	Visegrád Four	<	>		
Austria	<	>	○	Italy	<	>	○
Belgium	<	>	○	Latvia	<	>	○
Bulgaria	<	>	○	Lithuania	<	>	○
Croatia	<	>	○	Luxembourg	<	>	○
Cyprus	<	>	○	Malta	<	>	○
Czech R.	<	>	○	Netherlands	<	>	○
Denmark	<	>	○	Poland	<	>	○
Estonia	<	>	○	Portugal	<	>	○
Finland	<	>	○	Romania	<	>	○
France	<	>	○	Slovakia	<	>	○
Germany	<	>	○	Slovenia	<	>	○
Greece	<	>	○	Spain	<	>	○
Hungary	<	>	○	Sweden	<	>	○
Ireland	<	>	○	UK	<	>	●

Preferences Overview

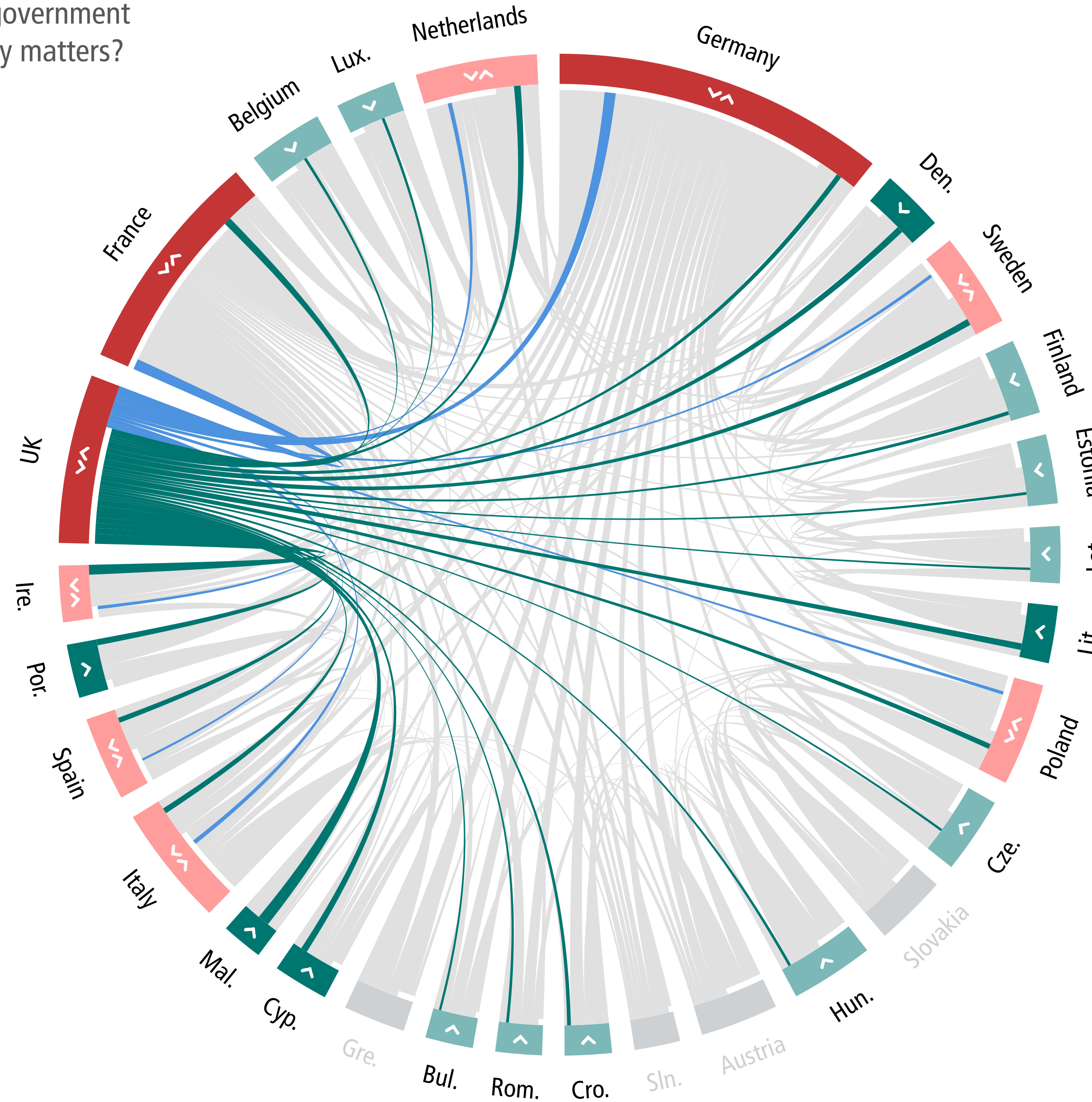
Most Contacted

Shared Interests

Most Responsive

Most Disappointing

Commitment to Deeper Integration



Shared votes

stronger share	weaker share
UK 23%	Fra 16%
UK 24%	Ger 11%
Ire 21%	UK 7%
Net 14%	UK 9%
Ita 12%	UK 9%
Swe 14%	UK 7%
Pol 11%	UK 7%
Spa 11%	UK 5%


Lopsided votes

Only receiving from

25%	Malta
14%	Cyprus
14%	Denmark
14%	Lithuania
13%	Portugal
8%	Croatia
8%	Finland
6%	Belgium
6%	Estonia
6%	Hungary
6%	Luxembourg
6%	Romania
5%	Bulgaria
5%	Czech Rep.
5%	Latvia

Rounded results. Shares below 5% not shown.

Q2 "Which EU member states generally share many of your country's longer standing interests on EU policy? (select up to five)"

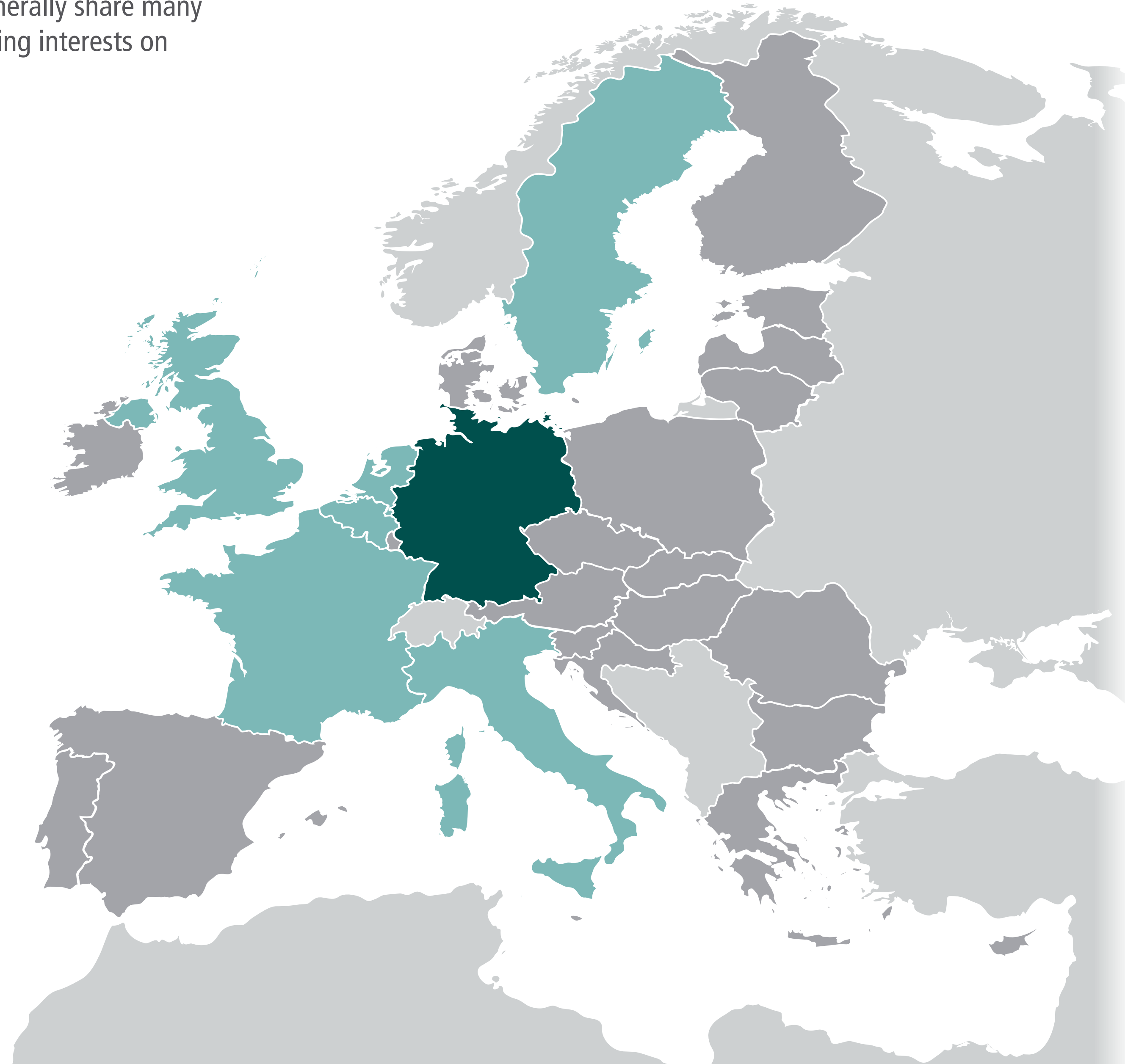


Of 3250 votes by 831 respondents, Germany received the most: 406

- EU
- Big Six
- Founding Six
- Affluent Seven
- Southern Seven
- Visegrád Four

- |          |                          |             |                          |
|----------|--------------------------|-------------|--------------------------|
| Austria  | <input type="checkbox"/> | Italy       | <input type="checkbox"/> |
| Belgium  | <input type="checkbox"/> | Latvia      | <input type="checkbox"/> |
| Bulgaria | <input type="checkbox"/> | Lithuania   | <input type="checkbox"/> |
| Croatia  | <input type="checkbox"/> | Luxembourg  | <input type="checkbox"/> |
| Cyprus   | <input type="checkbox"/> | Malta       | <input type="checkbox"/> |
| Czech R. | <input type="checkbox"/> | Netherlands | <input type="checkbox"/> |
| Denmark  | <input type="checkbox"/> | Poland      | <input type="checkbox"/> |
| Estonia  | <input type="checkbox"/> | Portugal    | <input type="checkbox"/> |
| Finland  | <input type="checkbox"/> | Romania     | <input type="checkbox"/> |
| France   | <input type="checkbox"/> | Slovakia    | <input type="checkbox"/> |
| Germany  | <input type="checkbox"/> | Slovenia    | <input type="checkbox"/> |
| Greece   | <input type="checkbox"/> | Spain       | <input type="checkbox"/> |
| Hungary  | <input type="checkbox"/> | Sweden      | <input type="checkbox"/> |
| Ireland  | <input type="checkbox"/> | UK          | <input type="checkbox"/> |

- Preferences Overview
- Most Contacted
- Shared Interests**
- Most Responsive
- Most Disappointing
- Commitment to Deeper Integration



39.8%	Big 6	Share of votes for group
39.8%	Founding 6	
30.2%	Affluent 7	
23.7%	Southern 7	
12.6%	Visegrád 4	

12.5%	Germany	Share of votes for country
8.2%	France	
7.0%	Netherlands	
5.9%	UK	
5.2%	Sweden	
5.0%	Italy	
4.5%	Belgium	
4.4%	Finland	
4.2%	Spain	
4.0%	Poland	
3.7%	Estonia	
3.4%	Denmark	
3.2%	Austria	
3.0%	Hungary	
2.9%	Slovakia	
2.7%	Czech Rep.	
2.6%	Luxembourg	
2.6%	Portugal	
2.4%	Greece	
2.3%	Ireland	
2.3%	Romania	
2.0%	Lithuania	
1.9%	Latvia	
1.1%	Croatia	
1.0%	Slovenia	
0.8%	Bulgaria	
0.6%	Cyprus	
0.6%	Malta	



Q2 "Which EU member states generally share many of your country's longer standing interests on EU policy? (select up to five)"

EU	<	<input checked="" type="radio"/>	Affluent Seven	<	>		
Big Six	<	>	Southern Seven	<	>		
Founding Six	<	>	Visegrád Four	<	>		
Austria	<	>	<input type="radio"/>	Italy	<	>	<input type="radio"/>
Belgium	<	>	<input type="radio"/>	Latvia	<	>	<input type="radio"/>
Bulgaria	<	>	<input type="radio"/>	Lithuania	<	>	<input type="radio"/>
Croatia	<	>	<input type="radio"/>	Luxembourg	<	>	<input type="radio"/>
Cyprus	<	>	<input type="radio"/>	Malta	<	>	<input type="radio"/>
Czech R.	<	>	<input type="radio"/>	Netherlands	<	>	<input type="radio"/>
Denmark	<	>	<input type="radio"/>	Poland	<	>	<input type="radio"/>
Estonia	<	>	<input type="radio"/>	Portugal	<	>	<input type="radio"/>
Finland	<	>	<input type="radio"/>	Romania	<	>	<input type="radio"/>
France	<	>	<input type="radio"/>	Slovakia	<	>	<input type="radio"/>
Germany	<	>	<input type="radio"/>	Slovenia	<	>	<input type="radio"/>
Greece	<	>	<input type="radio"/>	Spain	<	>	<input type="radio"/>
Hungary	<	>	<input type="radio"/>	Sweden	<	>	<input type="radio"/>
Ireland	<	>	<input type="radio"/>	UK	<	>	<input type="radio"/>

- Preferences Overview
- Most Contacted
- Shared Interests**
- Most Responsive
- Most Disappointing
- Commitment to Deeper Integration



Shared votes  
Shares averaging 15% points or more

stronger share	weaker share	deviation
Cze 26%	Slk 26%	
Hun 26%	Pol 20%	+6 ●
Lat 26%	Est 20%	+6 ●
Por 25%	Spa 21%	+4 ●
Cyp 22%	Gre 21%	+1 ●
Ita 25%	Fra 16%	+9 ●
Lat 25%	Lit 17%	+8 ●
Fra 22%	Ger 20%	+2 ●
Lux 21%	Bel 20%	+1 ●
Net 21%	Ger 20%	+1 ●
Spa 22%	Fra 17%	+5 ●
Ita 20%	Spa 19%	+1 ●
Swe 20%	Fin 19%	+1 ●
Den 21%	Swe 15%	+6 ●
Lit 20%	Est 15%	+5 ●
Est 19%	Fin 14%	+5 ●
Aus 22%	Ger 9%	+13 ●
Fin 22%	Ger 9%	+13 ●
Bul 19%	Rom 12%	+7 ●
Bel 17%	Fra 15%	+2 ●
Den 17%	Net 15%	+2 ●
Gre 19%	Ita 10%	+9 ●
Fin 18%	Net 12%	+6 ●
Hun 16%	Slk 13%	+3 ●
Net 15%	UK 14%	+1 ●
Swe 15%	Net 14%	+1 ●

# Shared Interests

Votes total EU

Primary ties

Secondary ties

Brexit

## Q2

“Which EU member states generally share many of your country’s longer standing interests on EU policy? (select up to five)”

EU	<	<input checked="" type="radio"/>	Affluent Seven	<	>
Big Six	<	>	Southern Seven	<	>
Founding Six	<	>	Visegrád Four	<	>

---

Austria	<	>	<input type="radio"/>	Italy	<	>	<input type="radio"/>
Belgium	<	>	<input type="radio"/>	Latvia	<	>	<input type="radio"/>
Bulgaria	<	>	<input type="radio"/>	Lithuania	<	>	<input type="radio"/>
Croatia	<	>	<input type="radio"/>	Luxembourg	<	>	<input type="radio"/>
Cyprus	<	>	<input type="radio"/>	Malta	<	>	<input type="radio"/>
Czech R.	<	>	<input type="radio"/>	Netherlands	<	>	<input type="radio"/>
Denmark	<	>	<input type="radio"/>	Poland	<	>	<input type="radio"/>
Estonia	<	>	<input type="radio"/>	Portugal	<	>	<input type="radio"/>
Finland	<	>	<input type="radio"/>	Romania	<	>	<input type="radio"/>
France	<	>	<input type="radio"/>	Slovakia	<	>	<input type="radio"/>
Germany	<	>	<input type="radio"/>	Slovenia	<	>	<input type="radio"/>
Greece	<	>	<input type="radio"/>	Spain	<	>	<input type="radio"/>
Hungary	<	>	<input type="radio"/>	Sweden	<	>	<input type="radio"/>
Ireland	<	>	<input type="radio"/>	UK	<	>	<input type="radio"/>

Preferences Overview

Most Contacted

Shared Interests

Most Responsive

Most Disappointing

Commitment to Deeper Integration



Shared votes

Shares averaging up to 15% points

stronger share	weaker share	deviation
Bel 20%	Net 8%	+12 ●
Slk 16%	Pol 11%	+5 ●
Pol 15%	Cze 12%	+3 ●
UK 14%	Swe 13%	+1 ●
Lux 20%	Net 6%	+14 ●
Por 19%	Fra 7%	+12 ●
Swe 18%	Ger 8%	+10 ●
Bel 17%	Ger 9%	+8 ●
Lux 16%	Ger 9%	+7 ●
Cyp 15%	Mal 11%	+4 ●
Den 13%	UK 13%	
Por 17%	Ita 7%	+10 ●
Ire 15%	UK 9%	+6 ●
Lit 15%	Pol 8%	+7 ●
Hun 13%	Cze 10%	+3 ●
Rom 15%	Pol 5%	+10 ●
Den 14%	Fin 5%	+9 ●
Cro 11%	Sln 6%	+5 ●
Swe 10%	Est 5%	+5 ●
Hun 9%	Aus 6%	+3 ●
Gre 8%	Por 7%	+1 ●
Pol 7%	UK 6%	+1 ●
Slk 7%	Sln 5%	+2 ●
Bel 6%	Ita 6%	
Bul 6%	Cro 6%	



Q2 "Which EU member states generally share many of your country's longer standing interests on EU policy? (select up to five)"

EU	<	<input checked="" type="radio"/>	Affluent Seven	<	>		
Big Six	<	>	Southern Seven	<	>		
Founding Six	<	>	Visegrád Four	<	>		
Austria	<	>	<input type="radio"/>	Italy	<	>	<input type="radio"/>
Belgium	<	>	<input type="radio"/>	Latvia	<	>	<input type="radio"/>
Bulgaria	<	>	<input type="radio"/>	Lithuania	<	>	<input type="radio"/>
Croatia	<	>	<input type="radio"/>	Luxembourg	<	>	<input type="radio"/>
Cyprus	<	>	<input type="radio"/>	Malta	<	>	<input type="radio"/>
Czech R.	<	>	<input type="radio"/>	Netherlands	<	>	<input type="radio"/>
Denmark	<	>	<input type="radio"/>	Poland	<	>	<input type="radio"/>
Estonia	<	>	<input type="radio"/>	Portugal	<	>	<input type="radio"/>
Finland	<	>	<input type="radio"/>	Romania	<	>	<input type="radio"/>
France	<	>	<input type="radio"/>	Slovakia	<	>	<input type="radio"/>
Germany	<	>	<input type="radio"/>	Slovenia	<	>	<input type="radio"/>
Greece	<	>	<input type="radio"/>	Spain	<	>	<input type="radio"/>
Hungary	<	>	<input type="radio"/>	Sweden	<	>	<input type="radio"/>
Ireland	<	>	<input type="radio"/>	UK	<	>	<input type="radio"/>

- Preferences Overview
- Most Contacted
- Shared Interests**
- Most Responsive
- Most Disappointing
- Commitment to Deeper Integration



Ties lost through Brexit

	stronger share		weaker share		deviation
Net	15%	UK	14%	+1	•
UK	14%	Swe	13%	+1	•
Den	13%	UK	13%		
Ire	15%	UK	9%	+6	●
Pol	7%	UK	6%	+1	•

# Shared Interests Votes for Big Six by Big Six

**Q2** "Which EU member states generally share many of your country's longer standing interests on EU policy? (select up to five)"

- EU
- Big Six**
- Founding Six
- Affluent Seven
- Southern Seven
- Visegrád Four

- |          |                       |             |                       |
|----------|-----------------------|-------------|-----------------------|
| Austria  | <input type="radio"/> | Italy       | <input type="radio"/> |
| Belgium  | <input type="radio"/> | Latvia      | <input type="radio"/> |
| Bulgaria | <input type="radio"/> | Lithuania   | <input type="radio"/> |
| Croatia  | <input type="radio"/> | Luxembourg  | <input type="radio"/> |
| Cyprus   | <input type="radio"/> | Malta       | <input type="radio"/> |
| Czech R. | <input type="radio"/> | Netherlands | <input type="radio"/> |
| Denmark  | <input type="radio"/> | Poland      | <input type="radio"/> |
| Estonia  | <input type="radio"/> | Portugal    | <input type="radio"/> |
| Finland  | <input type="radio"/> | Romania     | <input type="radio"/> |
| France   | <input type="radio"/> | Slovakia    | <input type="radio"/> |
| Germany  | <input type="radio"/> | Slovenia    | <input type="radio"/> |
| Greece   | <input type="radio"/> | Spain       | <input type="radio"/> |
| Hungary  | <input type="radio"/> | Sweden      | <input type="radio"/> |
| Ireland  | <input type="radio"/> | UK          | <input type="radio"/> |

Preferences Overview

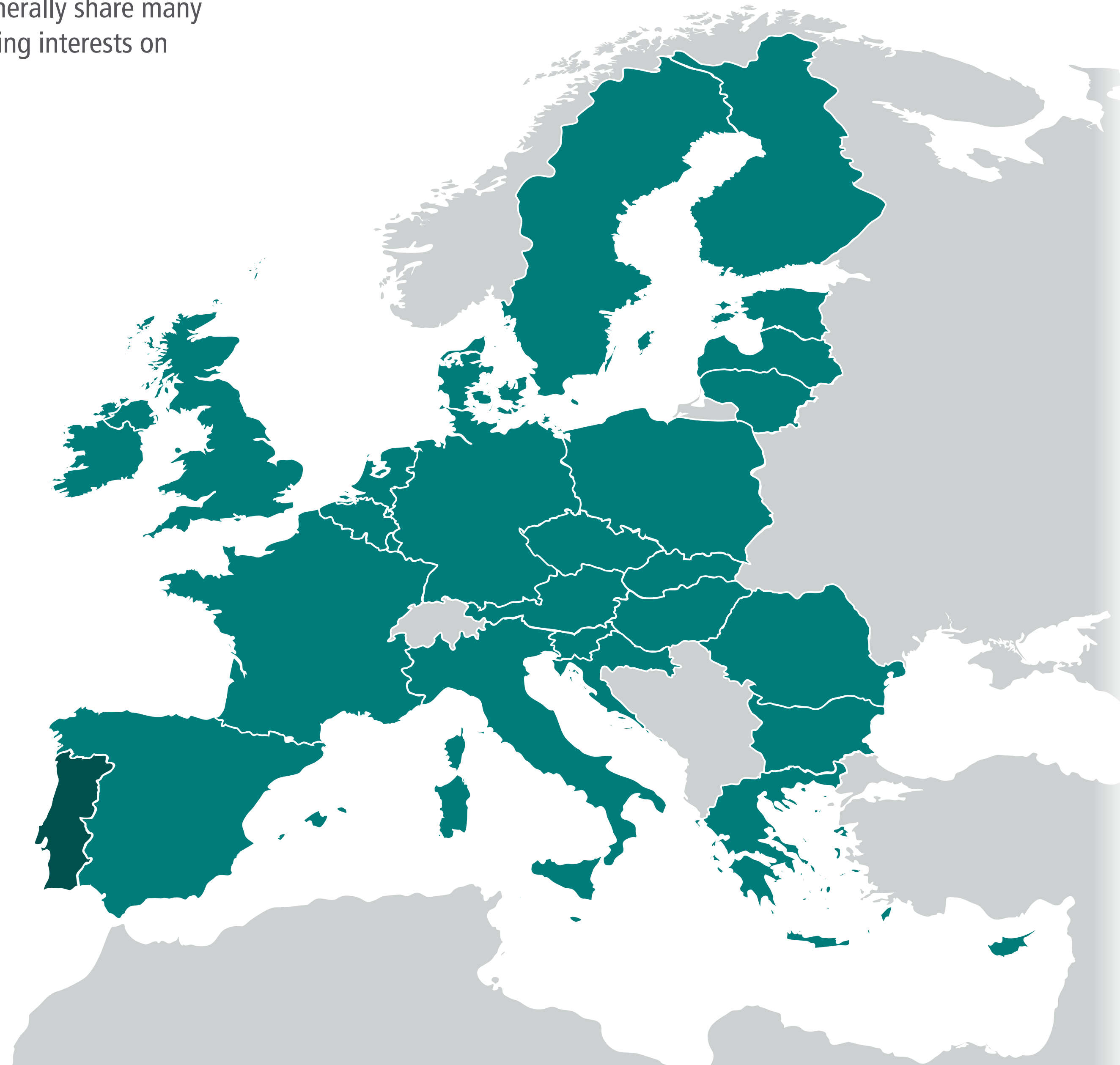
Most Contacted

**Shared Interests**

Most Responsive

Most Disappointing

Commitment to Deeper Integration



Of 3250 votes by 831 respondents, Big 6 received 1294 (39.8%)

61% Southern 7  
 48% Founding 6  
 46% Big 6  
 36% Affluent 7  
 30% Visegrád 4

Share of votes by group

80% Portugal  
 65% Italy  
 62% Romania  
 60% Spain  
 58% France  
 56% Greece  
 55% Malta  
 48% Belgium  
 42% Cyprus  
 41% Hungary  
 40% Netherlands  
 36% Luxembourg  
 35% Finland  
 35% Ireland  
 33% Croatia  
 33% Denmark  
 33% Sweden  
 32% Lithuania  
 31% Czech Rep.  
 31% Germany  
 30% UK  
 28% Austria  
 28% Bulgaria  
 27% Slovakia  
 26% Poland  
 25% Slovenia  
 22% Estonia  
 22% Latvia

Share of votes by country

Legend:  
 ■ Top %  
 ■ 10+ %  
 ■ 5-9 %  
 ■ 1-4 %

Rounded results. 0% shares not shown.



# Shared Interests Votes for Big Six by Big Six

**Q2** "Which EU member states generally share many of your country's longer standing interests on EU policy? (select up to five)"

- EU  Affluent Seven
- Big Six  Southern Seven
- Founding Six  Visegrád Four

- |                                |                                   |
|--------------------------------|-----------------------------------|
| Austria <input type="radio"/>  | Italy <input type="radio"/>       |
| Belgium <input type="radio"/>  | Latvia <input type="radio"/>      |
| Bulgaria <input type="radio"/> | Lithuania <input type="radio"/>   |
| Croatia <input type="radio"/>  | Luxembourg <input type="radio"/>  |
| Cyprus <input type="radio"/>   | Malta <input type="radio"/>       |
| Czech R. <input type="radio"/> | Netherlands <input type="radio"/> |
| Denmark <input type="radio"/>  | Poland <input type="radio"/>      |
| Estonia <input type="radio"/>  | Portugal <input type="radio"/>    |
| Finland <input type="radio"/>  | Romania <input type="radio"/>     |
| France <input type="radio"/>   | Slovakia <input type="radio"/>    |
| Germany <input type="radio"/>  | Slovenia <input type="radio"/>    |
| Greece <input type="radio"/>   | Spain <input type="radio"/>       |
| Hungary <input type="radio"/>  | Sweden <input type="radio"/>      |
| Ireland <input type="radio"/>  | UK <input type="radio"/>          |

Preferences Overview


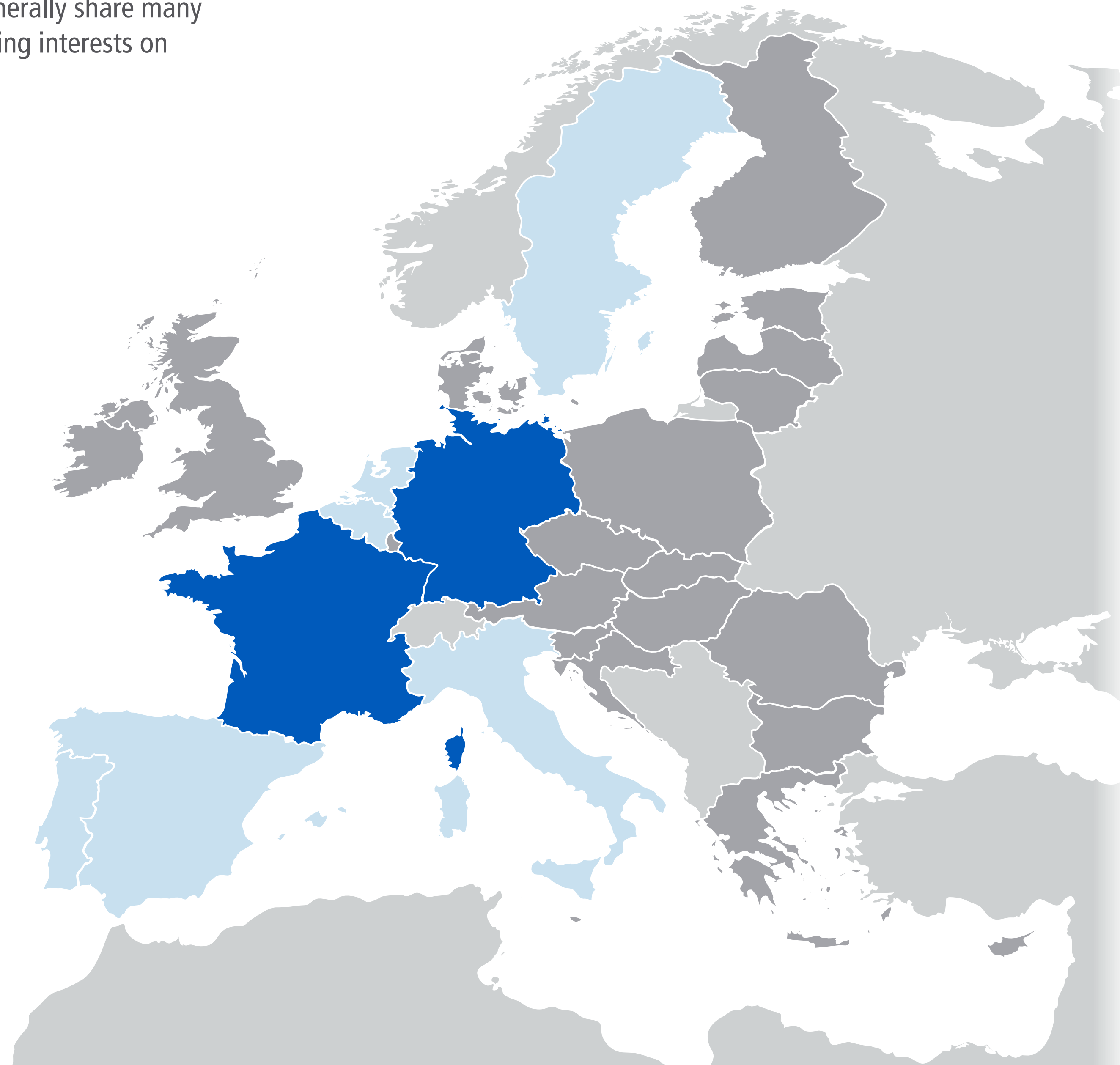
Most Contacted

**Shared Interests**

Most Responsive

Most Disappointing

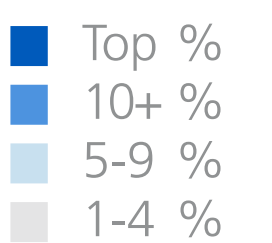
Commitment to Deeper Integration



Of 1115 votes by 291 respondents, France received the most: 145

49%	<div style="width: 49%; height: 10px; background-color: #0070C0;"></div>	Founding 6	<b>Share of votes for group</b>
46%	<div style="width: 46%; height: 10px; background-color: #0070C0;"></div>	Big 6	
38%	<div style="width: 38%; height: 10px; background-color: #0070C0;"></div>	Southern 7	
28%	<div style="width: 28%; height: 10px; background-color: #0070C0;"></div>	Affluent 7	
8%	<div style="width: 8%; height: 10px; background-color: #0070C0;"></div>	Visegrád 4	

13%	<div style="width: 13%; height: 10px; background-color: #0070C0;"></div>	France	<b>Share of votes for country</b>
13%	<div style="width: 13%; height: 10px; background-color: #0070C0;"></div>	Germany	
8%	<div style="width: 8%; height: 10px; background-color: #0070C0;"></div>	Spain	
7%	<div style="width: 7%; height: 10px; background-color: #0070C0;"></div>	Belgium	
7%	<div style="width: 7%; height: 10px; background-color: #0070C0;"></div>	Italy	
7%	<div style="width: 7%; height: 10px; background-color: #0070C0;"></div>	Netherlands	
6%	<div style="width: 6%; height: 10px; background-color: #0070C0;"></div>	Portugal	
5%	<div style="width: 5%; height: 10px; background-color: #0070C0;"></div>	Sweden	
4%	<div style="width: 4%; height: 10px; background-color: #0070C0;"></div>	UK	
3%	<div style="width: 3%; height: 10px; background-color: #0070C0;"></div>	Finland	
3%	<div style="width: 3%; height: 10px; background-color: #0070C0;"></div>	Greece	
3%	<div style="width: 3%; height: 10px; background-color: #0070C0;"></div>	Hungary	
3%	<div style="width: 3%; height: 10px; background-color: #0070C0;"></div>	Luxembourg	
2%	<div style="width: 2%; height: 10px; background-color: #0070C0;"></div>	Austria	
2%	<div style="width: 2%; height: 10px; background-color: #0070C0;"></div>	Czech Rep.	
2%	<div style="width: 2%; height: 10px; background-color: #0070C0;"></div>	Denmark	
2%	<div style="width: 2%; height: 10px; background-color: #0070C0;"></div>	Estonia	
2%	<div style="width: 2%; height: 10px; background-color: #0070C0;"></div>	Ireland	
2%	<div style="width: 2%; height: 10px; background-color: #0070C0;"></div>	Lithuania	
2%	<div style="width: 2%; height: 10px; background-color: #0070C0;"></div>	Slovakia	
1%	<div style="width: 1%; height: 10px; background-color: #0070C0;"></div>	Latvia	
1%	<div style="width: 1%; height: 10px; background-color: #0070C0;"></div>	Poland	
1%	<div style="width: 1%; height: 10px; background-color: #0070C0;"></div>	Romania	
1%	<div style="width: 1%; height: 10px; background-color: #0070C0;"></div>	Slovenia	



Rounded results. 0% shares not shown.

# Shared Interests Votes for Founding Six by Founding Six

**Q2** "Which EU member states generally share many of your country's longer standing interests on EU policy? (select up to five)"

- EU  Affluent Seven
- Big Six  Southern Seven
- Founding Six  Visegrád Four

- |          |                       |             |                       |
|----------|-----------------------|-------------|-----------------------|
| Austria  | <input type="radio"/> | Italy       | <input type="radio"/> |
| Belgium  | <input type="radio"/> | Latvia      | <input type="radio"/> |
| Bulgaria | <input type="radio"/> | Lithuania   | <input type="radio"/> |
| Croatia  | <input type="radio"/> | Luxembourg  | <input type="radio"/> |
| Cyprus   | <input type="radio"/> | Malta       | <input type="radio"/> |
| Czech R. | <input type="radio"/> | Netherlands | <input type="radio"/> |
| Denmark  | <input type="radio"/> | Poland      | <input type="radio"/> |
| Estonia  | <input type="radio"/> | Portugal    | <input type="radio"/> |
| Finland  | <input type="radio"/> | Romania     | <input type="radio"/> |
| France   | <input type="radio"/> | Slovakia    | <input type="radio"/> |
| Germany  | <input type="radio"/> | Slovenia    | <input type="radio"/> |
| Greece   | <input type="radio"/> | Spain       | <input type="radio"/> |
| Hungary  | <input type="radio"/> | Sweden      | <input type="radio"/> |
| Ireland  | <input type="radio"/> | UK          | <input type="radio"/> |

Preferences Overview

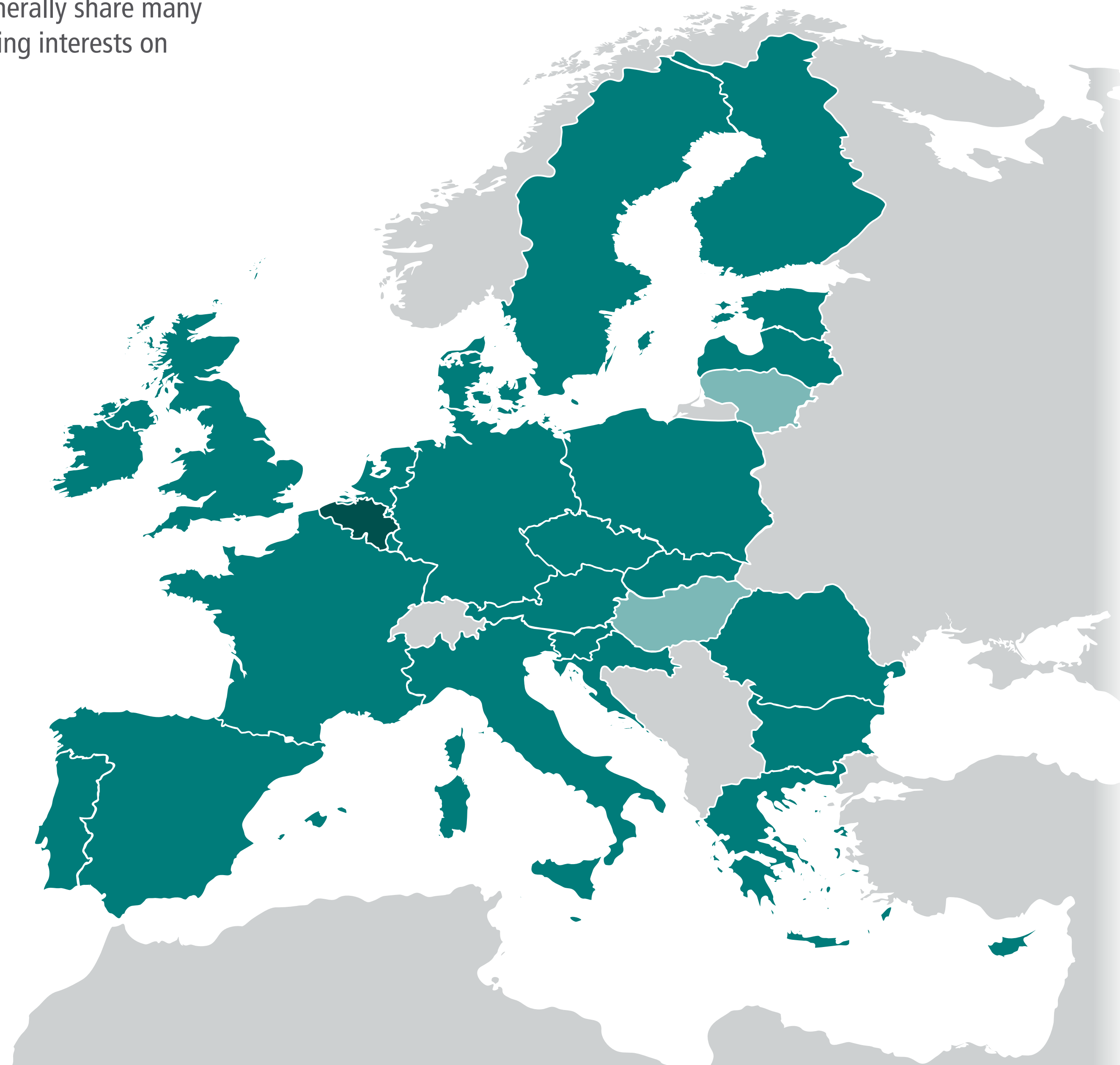
Most Contacted

**Shared Interests**

Most Responsive

Most Disappointing

Commitment to Deeper Integration



Of 3250 votes by 831 respondents, Founding 6 received 1293 (39.8%)

57%	Founding 6	Share of votes by group
51%	Southern 7	
49%	Affluent 7	
49%	Big 6	
15%	Visegrád 4	

81%	Belgium	Share of votes by country
70%	Luxembourg	
62%	Germany	
60%	Spain	
58%	France	
58%	Slovenia	
53%	Portugal	
52%	Austria	
49%	Italy	
44%	Finland	
44%	Greece	
43%	Ireland	
40%	Denmark	
38%	Netherlands	
38%	Romania	
38%	Sweden	
37%	UK	
30%	Malta	
29%	Cyprus	
22%	Croatia	
20%	Bulgaria	
19%	Czech Rep.	
18%	Estonia	
18%	Poland	
14%	Latvia	
11%	Slovakia	
7%	Hungary	
6%	Lithuania	

Rounded results. 0% shares not shown.



# Shared Interests Votes for Founding Six by Founding Six

**Q2** "Which EU member states generally share many of your country's longer standing interests on EU policy? (select up to five)"

- EU  Affluent Seven
- Big Six  Southern Seven
- Founding Six  Visegrád Four

- |          |                       |             |                       |
|----------|-----------------------|-------------|-----------------------|
| Austria  | <input type="radio"/> | Italy       | <input type="radio"/> |
| Belgium  | <input type="radio"/> | Latvia      | <input type="radio"/> |
| Bulgaria | <input type="radio"/> | Lithuania   | <input type="radio"/> |
| Croatia  | <input type="radio"/> | Luxembourg  | <input type="radio"/> |
| Cyprus   | <input type="radio"/> | Malta       | <input type="radio"/> |
| Czech R. | <input type="radio"/> | Netherlands | <input type="radio"/> |
| Denmark  | <input type="radio"/> | Poland      | <input type="radio"/> |
| Estonia  | <input type="radio"/> | Portugal    | <input type="radio"/> |
| Finland  | <input type="radio"/> | Romania     | <input type="radio"/> |
| France   | <input type="radio"/> | Slovakia    | <input type="radio"/> |
| Germany  | <input type="radio"/> | Slovenia    | <input type="radio"/> |
| Greece   | <input type="radio"/> | Spain       | <input type="radio"/> |
| Hungary  | <input type="radio"/> | Sweden      | <input type="radio"/> |
| Ireland  | <input type="radio"/> | UK          | <input type="radio"/> |

Preferences Overview


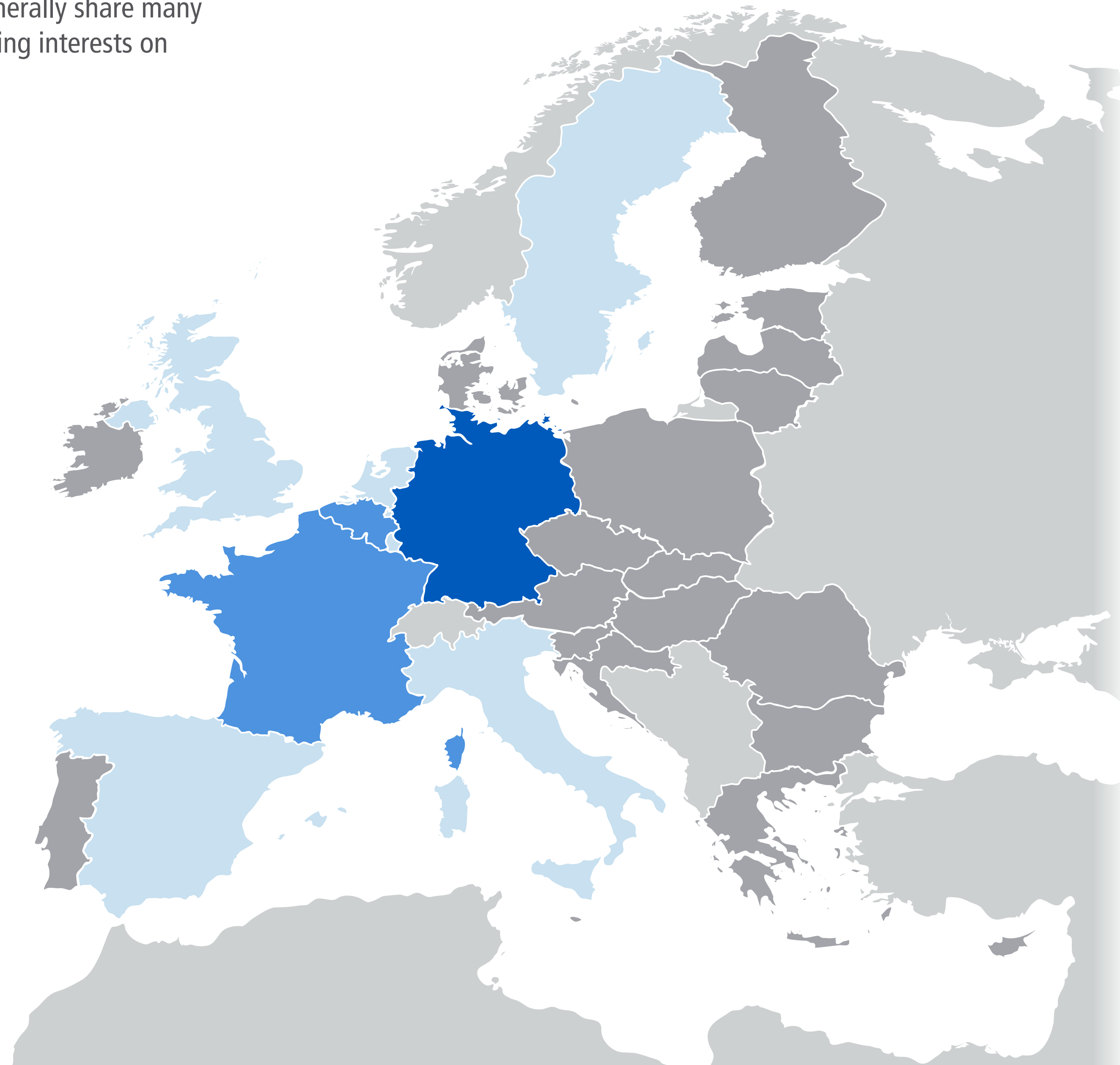
Most Contacted

**Shared Interests**

Most Responsive

Most Disappointing

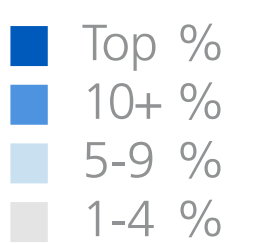
Commitment to Deeper Integration



Of 937 votes by 241 respondents, Germany received the most: 135

57%	Founding 6	Share of votes for group
48%	Big 6	
39%	Affluent 7	
35%	Southern 7	
1%	Visegrád 4	

14%	Germany	Share of votes for country
13%	France	
10%	Belgium	
9%	Netherlands	
9%	Spain	
6%	Italy	
6%	UK	
5%	Luxembourg	
5%	Sweden	
4%	Finland	
4%	Portugal	
3%	Austria	
3%	Denmark	
3%	Greece	
2%	Estonia	
1%	Ireland	
1%	Malta	
1%	Slovenia	



Rounded results. 0% shares not shown.

# Shared Interests Votes for Affluent Seven by Affluent Seven

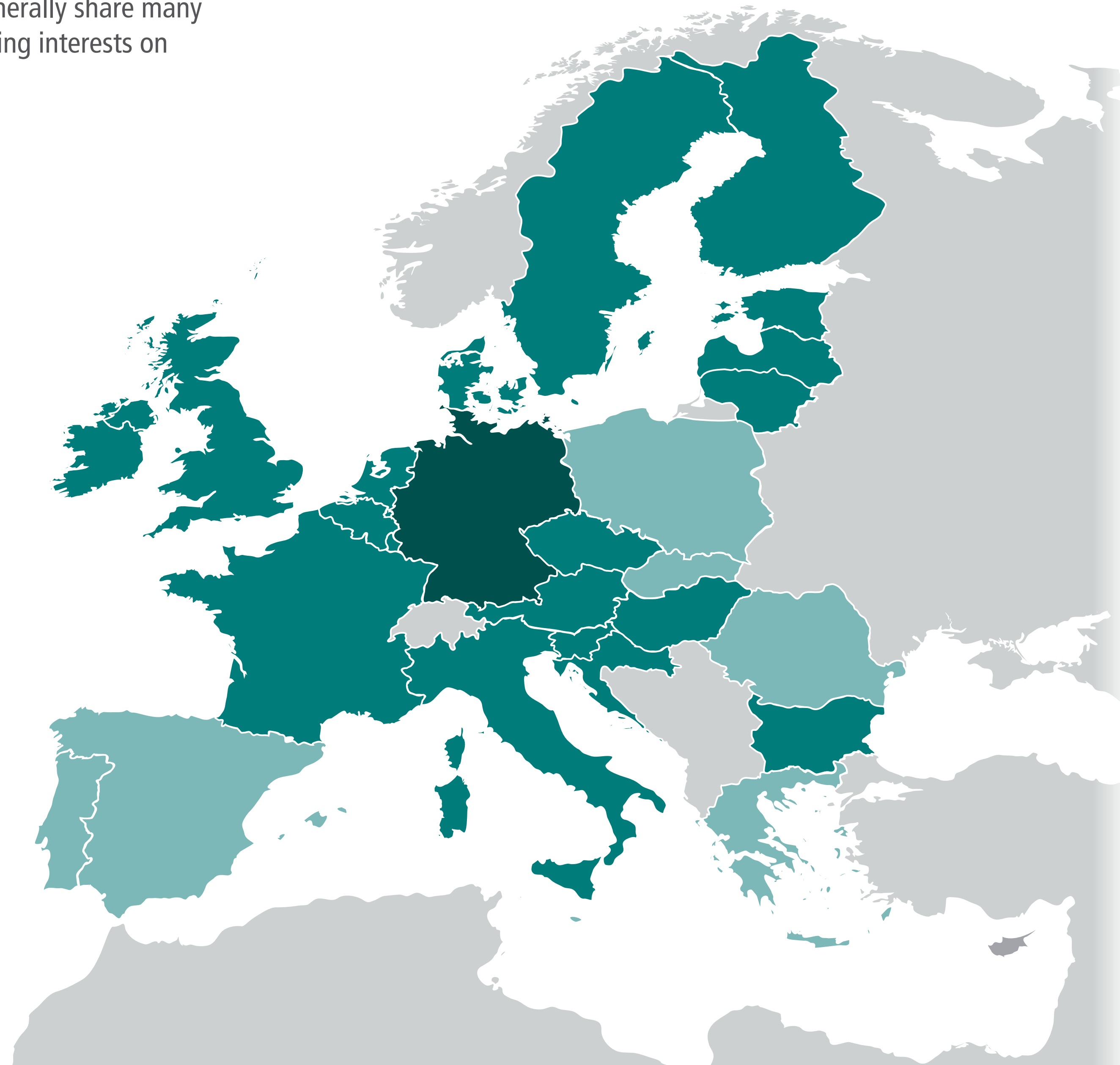
**Q2** "Which EU member states generally share many of your country's longer standing interests on EU policy? (select up to five)"

Of 3250 votes by 831 respondents, Affluent 7 received 981 (30.2%)

- EU  Affluent Seven
- Big Six  Southern Seven
- Founding Six  Visegrád Four

- |          |                       |             |                       |
|----------|-----------------------|-------------|-----------------------|
| Austria  | <input type="radio"/> | Italy       | <input type="radio"/> |
| Belgium  | <input type="radio"/> | Latvia      | <input type="radio"/> |
| Bulgaria | <input type="radio"/> | Lithuania   | <input type="radio"/> |
| Croatia  | <input type="radio"/> | Luxembourg  | <input type="radio"/> |
| Cyprus   | <input type="radio"/> | Malta       | <input type="radio"/> |
| Czech R. | <input type="radio"/> | Netherlands | <input type="radio"/> |
| Denmark  | <input type="radio"/> | Poland      | <input type="radio"/> |
| Estonia  | <input type="radio"/> | Portugal    | <input type="radio"/> |
| Finland  | <input type="radio"/> | Romania     | <input type="radio"/> |
| France   | <input type="radio"/> | Slovakia    | <input type="radio"/> |
| Germany  | <input type="radio"/> | Slovenia    | <input type="radio"/> |
| Greece   | <input type="radio"/> | Spain       | <input type="radio"/> |
| Hungary  | <input type="radio"/> | Sweden      | <input type="radio"/> |
| Ireland  | <input type="radio"/> | UK          | <input type="radio"/> |

- Preferences Overview
- Most Contacted
- Shared Interests
- Most Responsive
- Most Disappointing
- Commitment to Deeper Integration



50%	Affluent 7	Share of votes by group
39%	Founding 6	
28%	Big 6	
13%	Southern 7	
11%	Visegrád 4	

63%	Germany	Share of votes by country
58%	Ireland	
58%	Netherlands	
57%	Denmark	
53%	Sweden	
49%	Luxembourg	
47%	Slovenia	
46%	UK	
45%	Finland	
43%	Belgium	
41%	Austria	
35%	Estonia	
25%	France	
24%	Lithuania	
21%	Croatia	
21%	Czech Rep.	
16%	Latvia	
12%	Hungary	
11%	Italy	
10%	Bulgaria	
9%	Malta	
9%	Slovakia	
9%	Spain	
8%	Poland	
8%	Portugal	
7%	Romania	
6%	Greece	
2%	Cyprus	

Rounded results. 0% shares not shown.



# Shared Interests Votes for Affluent Seven by Affluent Seven

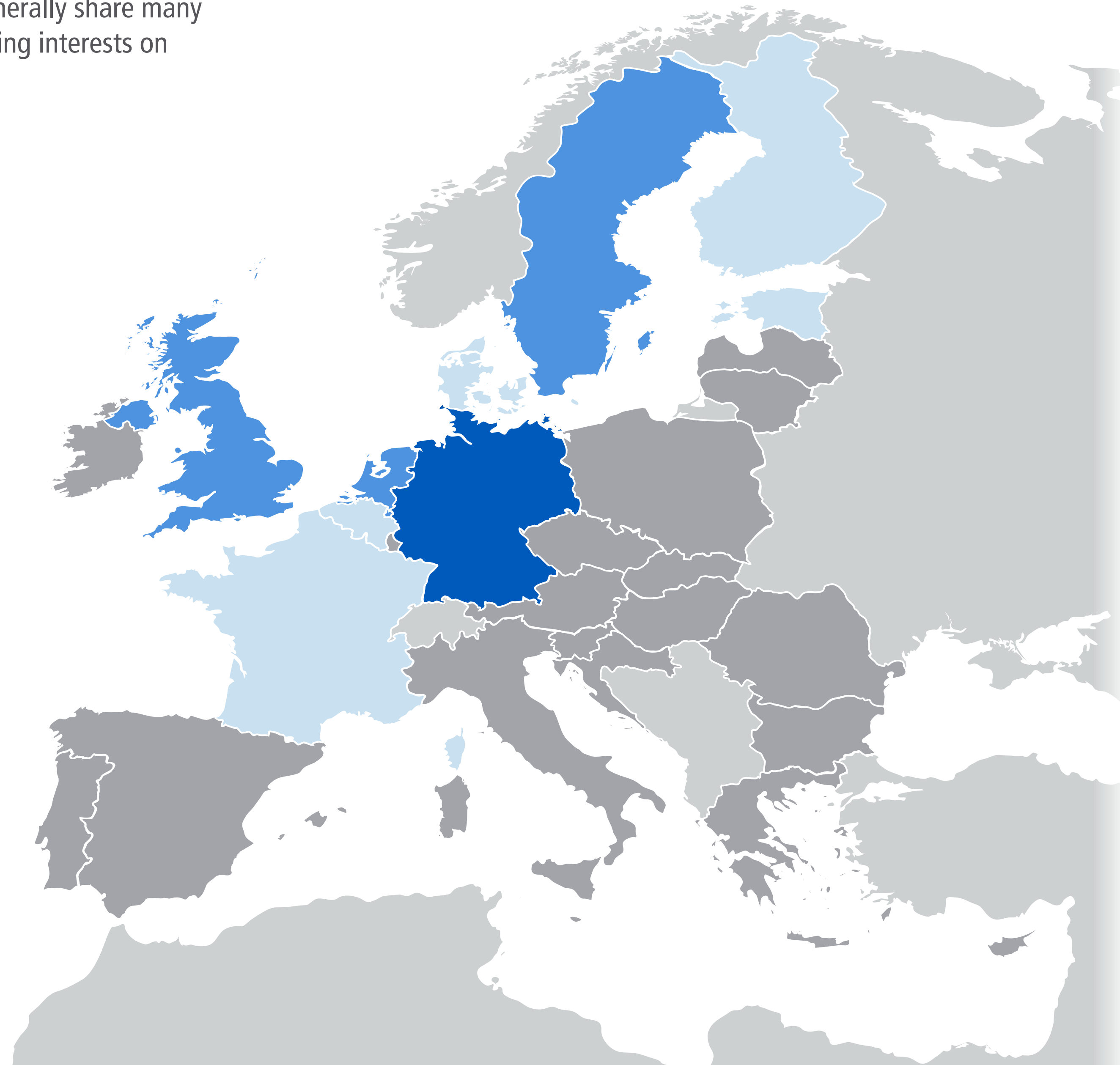
**Q2** "Which EU member states generally share many of your country's longer standing interests on EU policy? (select up to five)"

EU	<	<input type="radio"/>	Affluent Seven	<	<input checked="" type="radio"/>
Big Six	<	<input type="radio"/>	Southern Seven	<	<input type="radio"/>
Founding Six	<	<input type="radio"/>	Visegrád Four	<	<input type="radio"/>

Austria	<	<input type="radio"/>	Italy	<	<input type="radio"/>
Belgium	<	<input type="radio"/>	Latvia	<	<input type="radio"/>
Bulgaria	<	<input type="radio"/>	Lithuania	<	<input type="radio"/>
Croatia	<	<input type="radio"/>	Luxembourg	<	<input type="radio"/>
Cyprus	<	<input type="radio"/>	Malta	<	<input type="radio"/>
Czech R.	<	<input type="radio"/>	Netherlands	<	<input type="radio"/>
Denmark	<	<input type="radio"/>	Poland	<	<input type="radio"/>
Estonia	<	<input type="radio"/>	Portugal	<	<input type="radio"/>
Finland	<	<input type="radio"/>	Romania	<	<input type="radio"/>
France	<	<input type="radio"/>	Slovakia	<	<input type="radio"/>
Germany	<	<input type="radio"/>	Slovenia	<	<input type="radio"/>
Greece	<	<input type="radio"/>	Spain	<	<input type="radio"/>
Hungary	<	<input type="radio"/>	Sweden	<	<input type="radio"/>
Ireland	<	<input type="radio"/>	UK	<	<input type="radio"/>

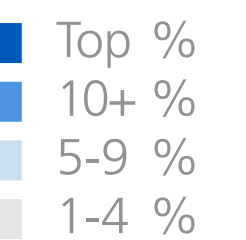
- Preferences Overview
- Most Contacted
- Shared Interests**
- Most Responsive
- Most Disappointing
- Commitment to Deeper Integration



Of 703 votes by 171 respondents, Germany received the most: 137

50%	Affluent 7	Share of votes for group
49%	Founding 6	
36%	Big 6	
7%	Southern 7	
2%	Visegrád 4	

19%	Germany	Share of votes for country
14%	Netherlands	
10%	Sweden	
10%	UK	
9%	Finland	
6%	Denmark	
5%	Belgium	
5%	Estonia	
5%	France	
4%	Luxembourg	
3%	Ireland	
2%	Austria	
1%	Hungary	
1%	Italy	
1%	Slovakia	
1%	Slovenia	



Rounded results. 0% shares not shown.

# Shared Interests Votes for Southern Seven by Southern Seven

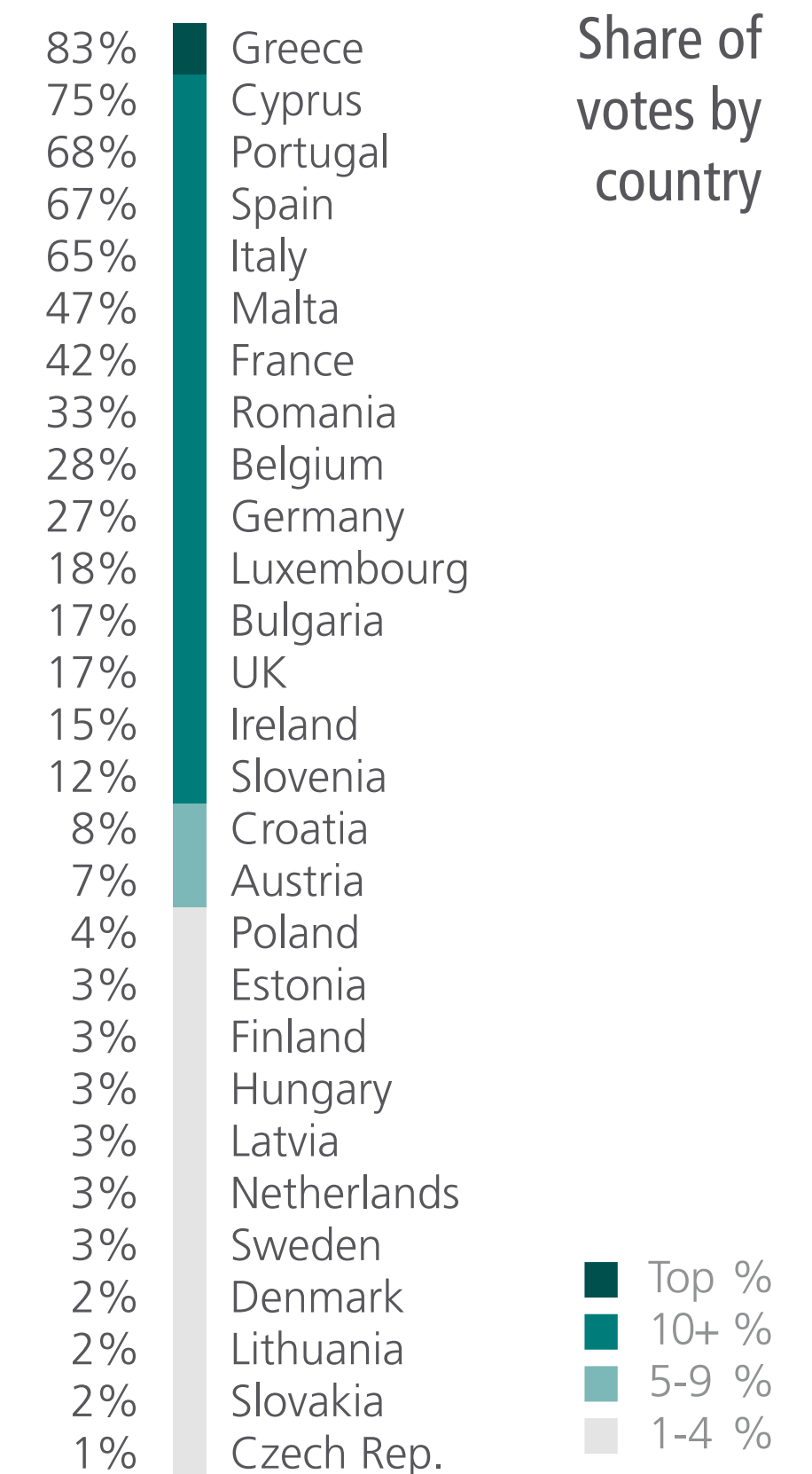
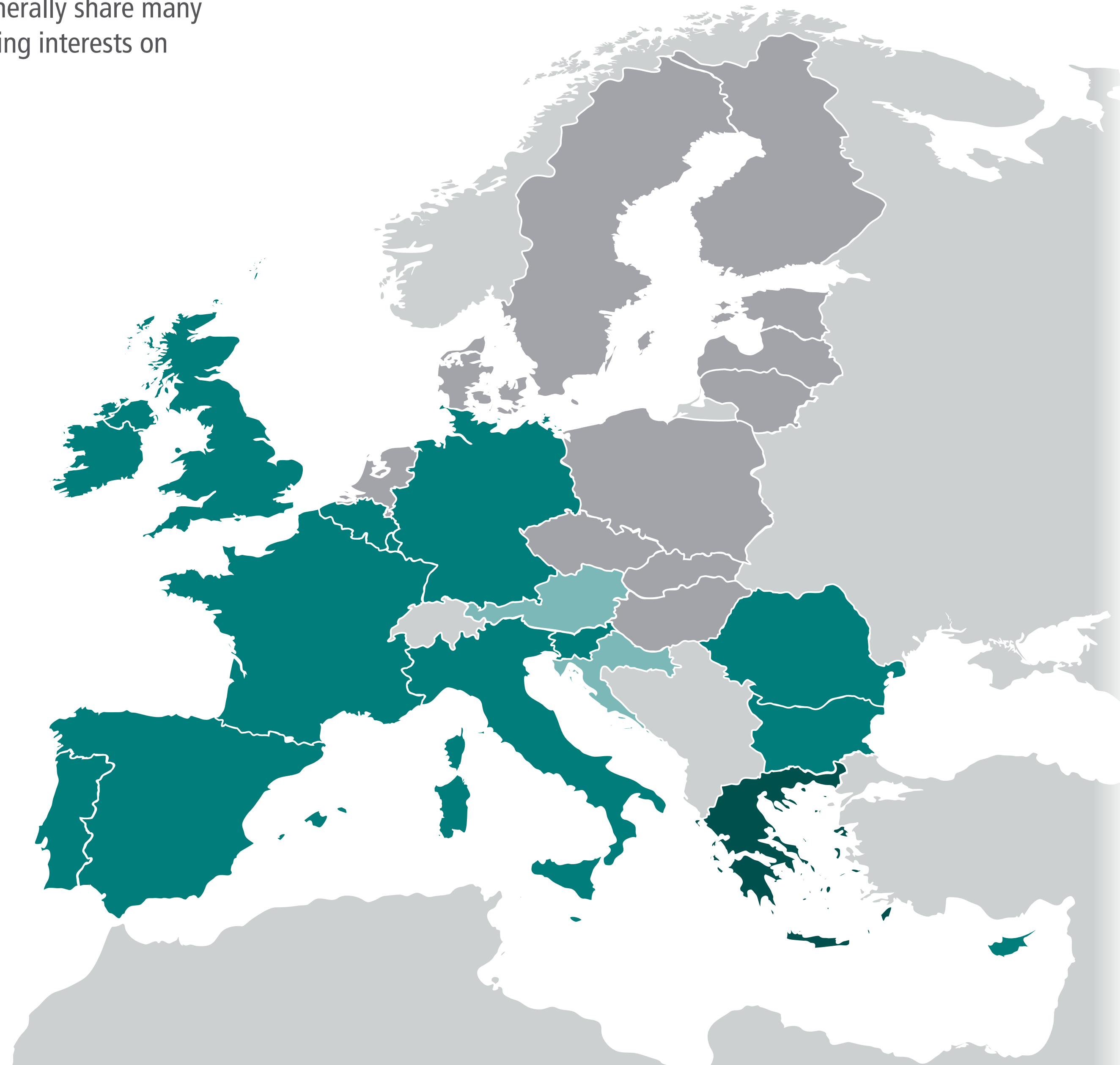
**Q2** "Which EU member states generally share many of your country's longer standing interests on EU policy? (select up to five)"

Of 3250 votes by 831 respondents, Southern 7 received 771 (23.7%)

- EU  Affluent Seven
- Big Six  **Southern Seven**
- Founding Six  Visegrád Four

- |          |                       |             |                       |
|----------|-----------------------|-------------|-----------------------|
| Austria  | <input type="radio"/> | Italy       | <input type="radio"/> |
| Belgium  | <input type="radio"/> | Latvia      | <input type="radio"/> |
| Bulgaria | <input type="radio"/> | Lithuania   | <input type="radio"/> |
| Croatia  | <input type="radio"/> | Luxembourg  | <input type="radio"/> |
| Cyprus   | <input type="radio"/> | Malta       | <input type="radio"/> |
| Czech R. | <input type="radio"/> | Netherlands | <input type="radio"/> |
| Denmark  | <input type="radio"/> | Poland      | <input type="radio"/> |
| Estonia  | <input type="radio"/> | Portugal    | <input type="radio"/> |
| Finland  | <input type="radio"/> | Romania     | <input type="radio"/> |
| France   | <input type="radio"/> | Slovakia    | <input type="radio"/> |
| Germany  | <input type="radio"/> | Slovenia    | <input type="radio"/> |
| Greece   | <input type="radio"/> | Spain       | <input type="radio"/> |
| Hungary  | <input type="radio"/> | Sweden      | <input type="radio"/> |
| Ireland  | <input type="radio"/> | UK          | <input type="radio"/> |

- Preferences Overview
- Most Contacted
- Shared Interests**
- Most Responsive
- Most Disappointing
- Commitment to Deeper Integration



Rounded results. 0% shares not shown.



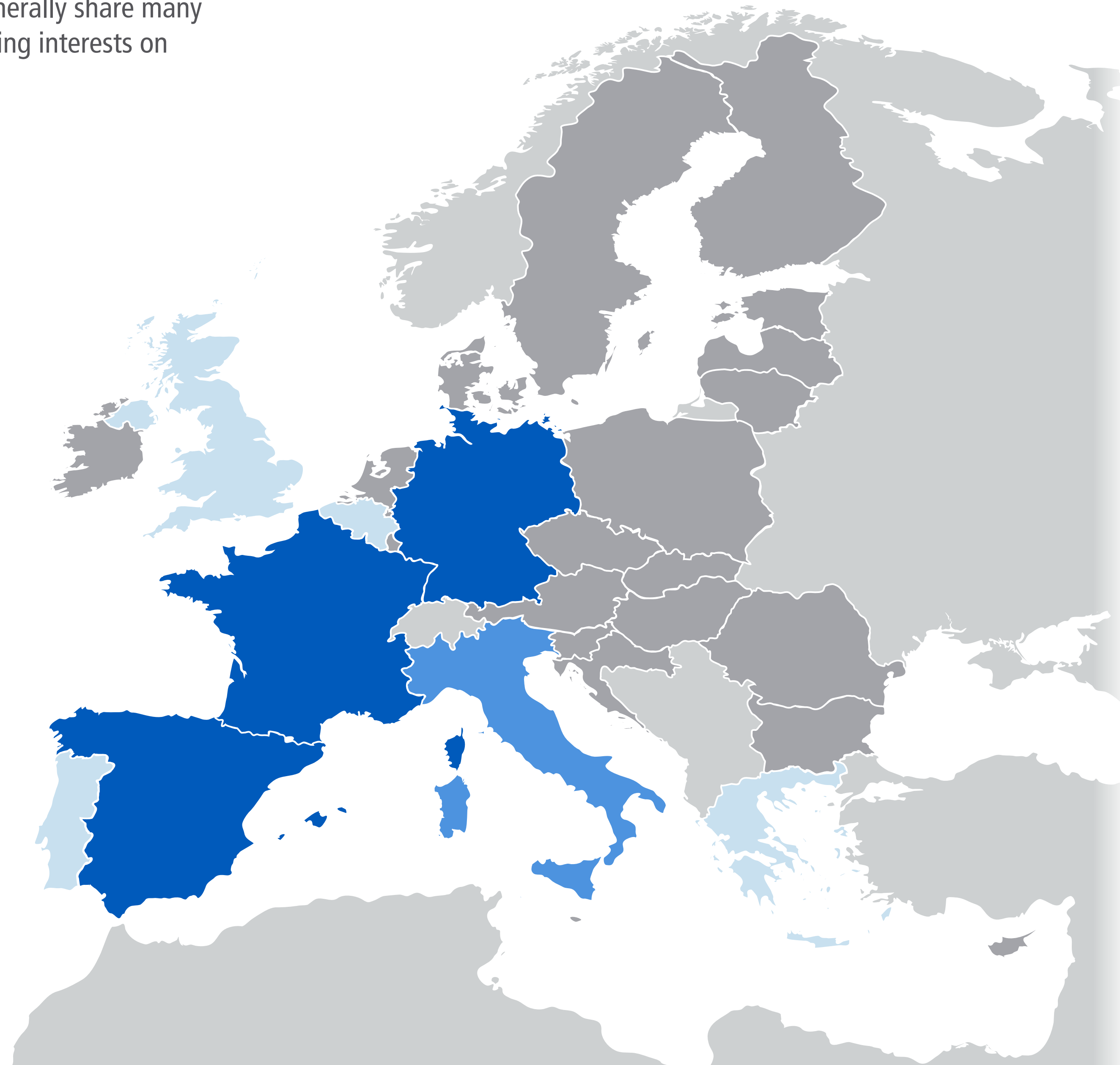
# Shared Interests Votes for Southern Seven by Southern Seven

**Q2** "Which EU member states generally share many of your country's longer standing interests on EU policy? (select up to five)"

- EU  Affluent Seven
- Big Six  **Southern Seven**
- Founding Six  Visegrád Four

- |          |                       |             |                       |
|----------|-----------------------|-------------|-----------------------|
| Austria  | <input type="radio"/> | Italy       | <input type="radio"/> |
| Belgium  | <input type="radio"/> | Latvia      | <input type="radio"/> |
| Bulgaria | <input type="radio"/> | Lithuania   | <input type="radio"/> |
| Croatia  | <input type="radio"/> | Luxembourg  | <input type="radio"/> |
| Cyprus   | <input type="radio"/> | Malta       | <input type="radio"/> |
| Czech R. | <input type="radio"/> | Netherlands | <input type="radio"/> |
| Denmark  | <input type="radio"/> | Poland      | <input type="radio"/> |
| Estonia  | <input type="radio"/> | Portugal    | <input type="radio"/> |
| Finland  | <input type="radio"/> | Romania     | <input type="radio"/> |
| France   | <input type="radio"/> | Slovakia    | <input type="radio"/> |
| Germany  | <input type="radio"/> | Slovenia    | <input type="radio"/> |
| Greece   | <input type="radio"/> | Spain       | <input type="radio"/> |
| Hungary  | <input type="radio"/> | Sweden      | <input type="radio"/> |
| Ireland  | <input type="radio"/> | UK          | <input type="radio"/> |

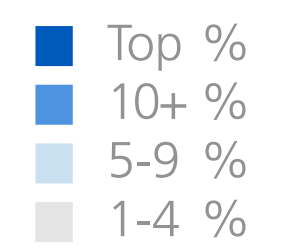
- Preferences Overview
- Most Contacted
- Shared Interests**
- Most Responsive
- Most Disappointing
- Commitment to Deeper Integration



Of 827 votes by 220 respondents, France received the most: 114

61%	Big 6	Share of votes for group
60%	Southern 7	
51%	Founding 6	
13%	Affluent 7	
1%	Visegrád 4	

14%	France	Share of votes for country
14%	Germany	
14%	Spain	
13%	Italy	
8%	Portugal	
7%	Belgium	
7%	Greece	
6%	UK	
3%	Ireland	
2%	Cyprus	
2%	Malta	
2%	Netherlands	
1%	Austria	
1%	Estonia	
1%	Finland	
1%	Latvia	
1%	Luxembourg	
1%	Poland	
1%	Slovenia	
1%	Sweden	



Rounded results. 0% shares not shown.

# Shared Interests Votes for Visegrád Four by Visegrád Four


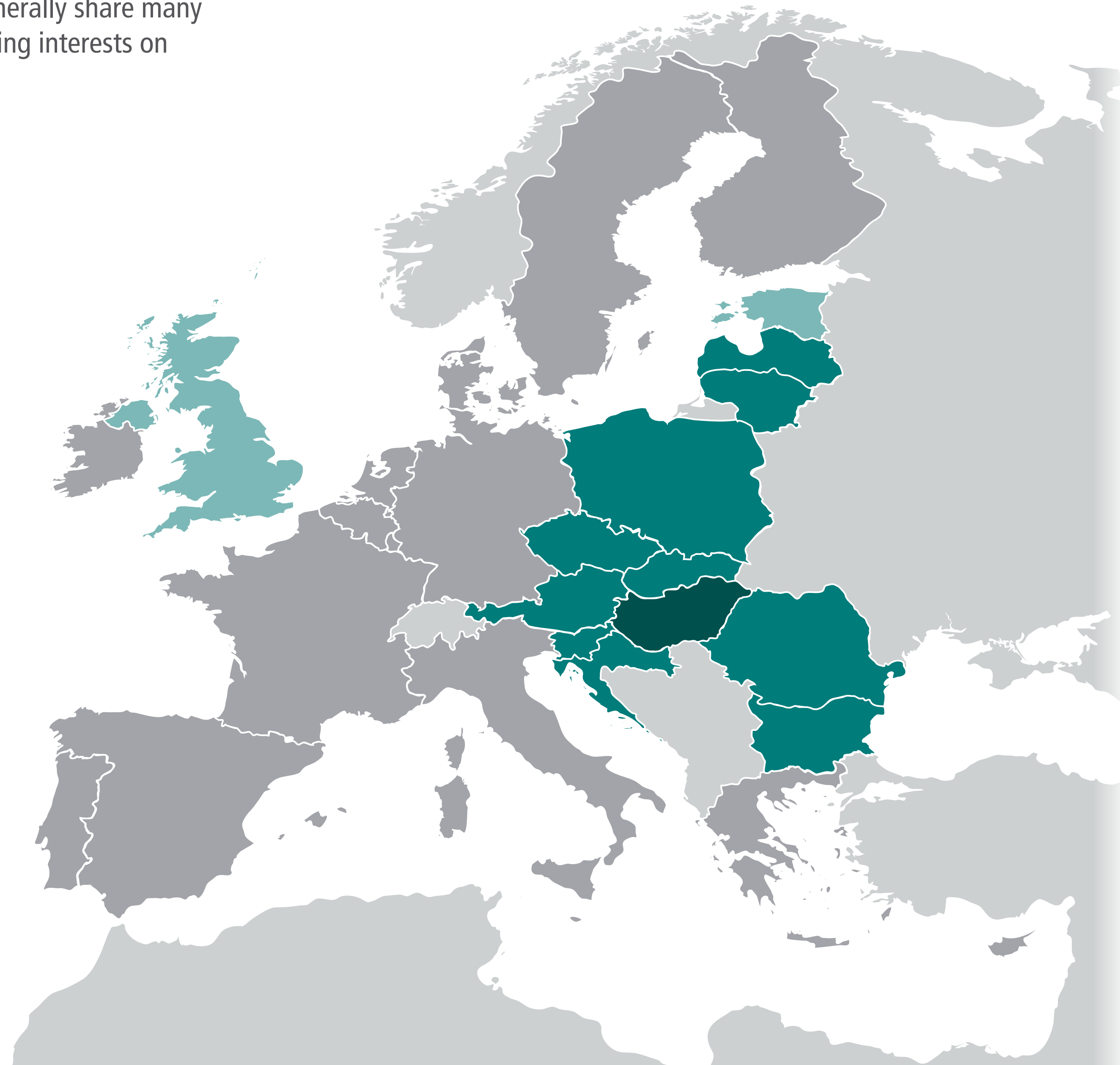
**Q2** "Which EU member states generally share many of your country's longer standing interests on EU policy? (select up to five)"

EU	<	<input type="radio"/>	Affluent Seven	<	>
Big Six	<	>	Southern Seven	<	>
Founding Six	<	>	<b>Visegrád Four</b>	<	>

---

Austria	<	>	<input type="radio"/>	Italy	<	>	<input type="radio"/>
Belgium	<	>	<input type="radio"/>	Latvia	<	>	<input type="radio"/>
Bulgaria	<	>	<input type="radio"/>	Lithuania	<	>	<input type="radio"/>
Croatia	<	>	<input type="radio"/>	Luxembourg	<	>	<input type="radio"/>
Cyprus	<	>	<input type="radio"/>	Malta	<	>	<input type="radio"/>
Czech R.	<	>	<input type="radio"/>	Netherlands	<	>	<input type="radio"/>
Denmark	<	>	<input type="radio"/>	Poland	<	>	<input type="radio"/>
Estonia	<	>	<input type="radio"/>	Portugal	<	>	<input type="radio"/>
Finland	<	>	<input type="radio"/>	Romania	<	>	<input type="radio"/>
France	<	>	<input type="radio"/>	Slovakia	<	>	<input type="radio"/>
Germany	<	>	<input type="radio"/>	Slovenia	<	>	<input type="radio"/>
Greece	<	>	<input type="radio"/>	Spain	<	>	<input type="radio"/>
Hungary	<	>	<input type="radio"/>	Sweden	<	>	<input type="radio"/>
Ireland	<	>	<input type="radio"/>	UK	<	>	<input type="radio"/>

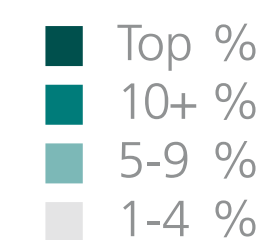
- Preferences Overview
- Most Contacted
- Shared Interests**
- Most Responsive
- Most Disappointing
- Commitment to Deeper Integration



Of 3250 votes by 831 respondents, Visegrád 4 received 409 (12.6%)

Share of votes by group	
50%	Visegrád 4
8%	Big 6
2%	Affluent 7
1%	Founding 6
1%	Southern 7

Share of votes by country	
55%	Hungary
54%	Slovakia
48%	Czech Rep.
46%	Poland
38%	Croatia
31%	Bulgaria
21%	Romania
19%	Lithuania
16%	Austria
16%	Latvia
13%	Slovenia
8%	Estonia
8%	UK
3%	Spain
2%	Malta
1%	Germany
1%	Ireland
1%	Italy
1%	Netherlands



Rounded results. 0% shares not shown.



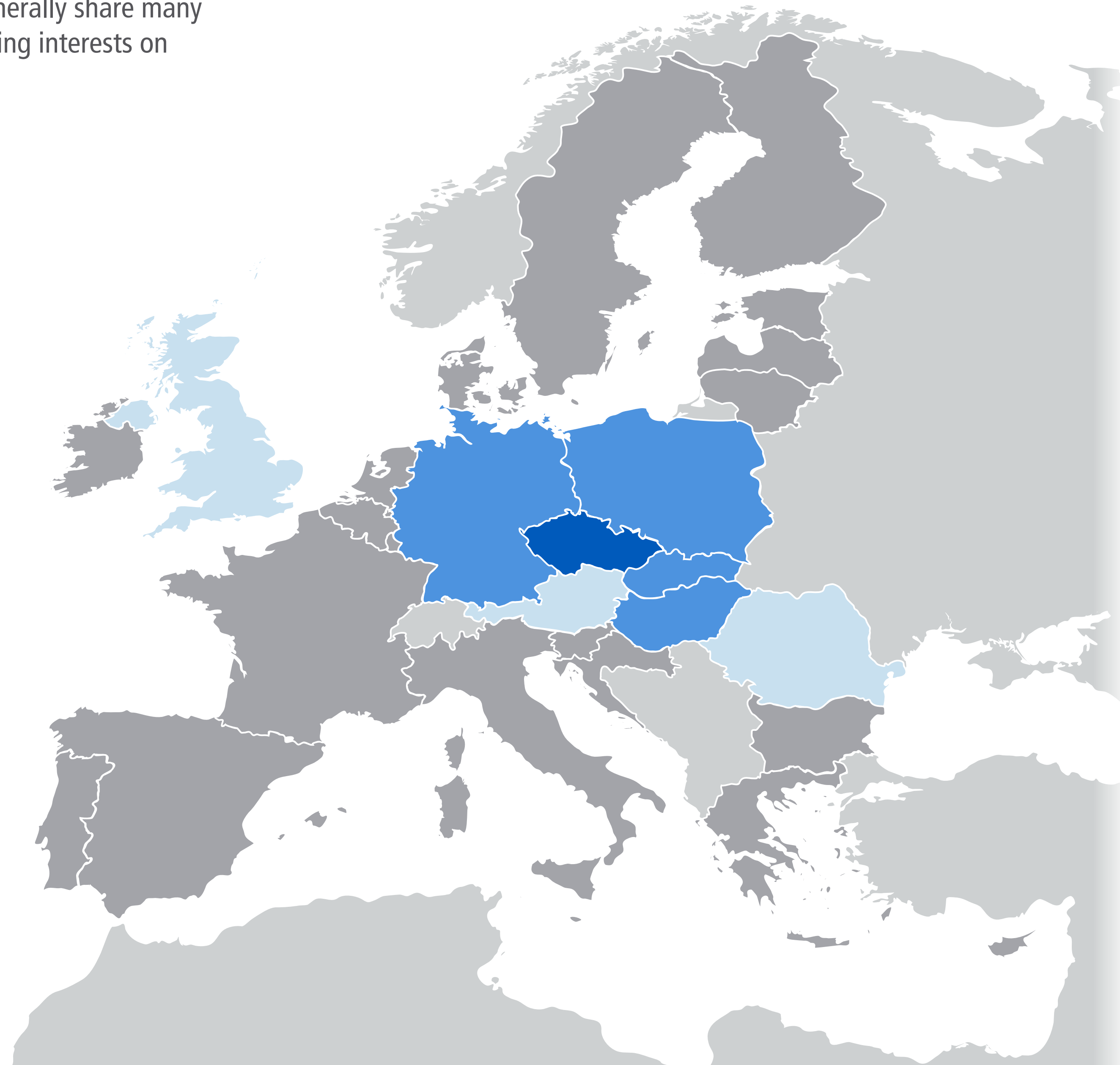
# Shared Interests Votes for Visegrád Four by Visegrád Four

**Q2** "Which EU member states generally share many of your country's longer standing interests on EU policy? (select up to five)"

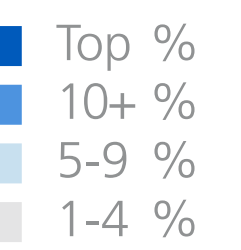
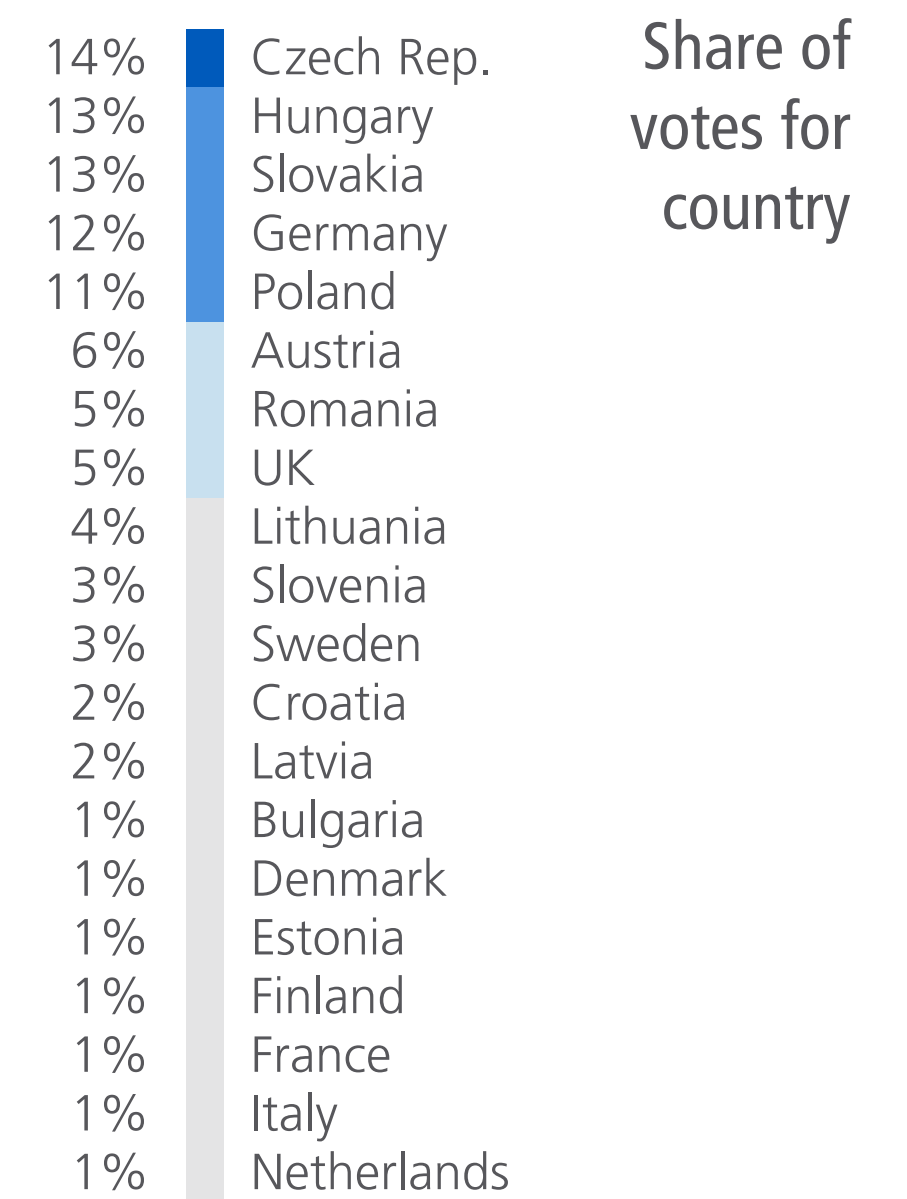
- EU  Affluent Seven
- Big Six  Southern Seven
- Founding Six  **Visegrád Four**

- |                                |                                   |
|--------------------------------|-----------------------------------|
| Austria <input type="radio"/>  | Italy <input type="radio"/>       |
| Belgium <input type="radio"/>  | Latvia <input type="radio"/>      |
| Bulgaria <input type="radio"/> | Lithuania <input type="radio"/>   |
| Croatia <input type="radio"/>  | Luxembourg <input type="radio"/>  |
| Cyprus <input type="radio"/>   | Malta <input type="radio"/>       |
| Czech R. <input type="radio"/> | Netherlands <input type="radio"/> |
| Denmark <input type="radio"/>  | Poland <input type="radio"/>      |
| Estonia <input type="radio"/>  | Portugal <input type="radio"/>    |
| Finland <input type="radio"/>  | Romania <input type="radio"/>     |
| France <input type="radio"/>   | Slovakia <input type="radio"/>    |
| Germany <input type="radio"/>  | Slovenia <input type="radio"/>    |
| Greece <input type="radio"/>   | Spain <input type="radio"/>       |
| Hungary <input type="radio"/>  | Sweden <input type="radio"/>      |
| Ireland <input type="radio"/>  | UK <input type="radio"/>          |

- Preferences Overview
- Most Contacted
- Shared Interests**
- Most Responsive
- Most Disappointing
- Commitment to Deeper Integration



Of 409 votes by 112 respondents, Czech Rep. received the most: 56



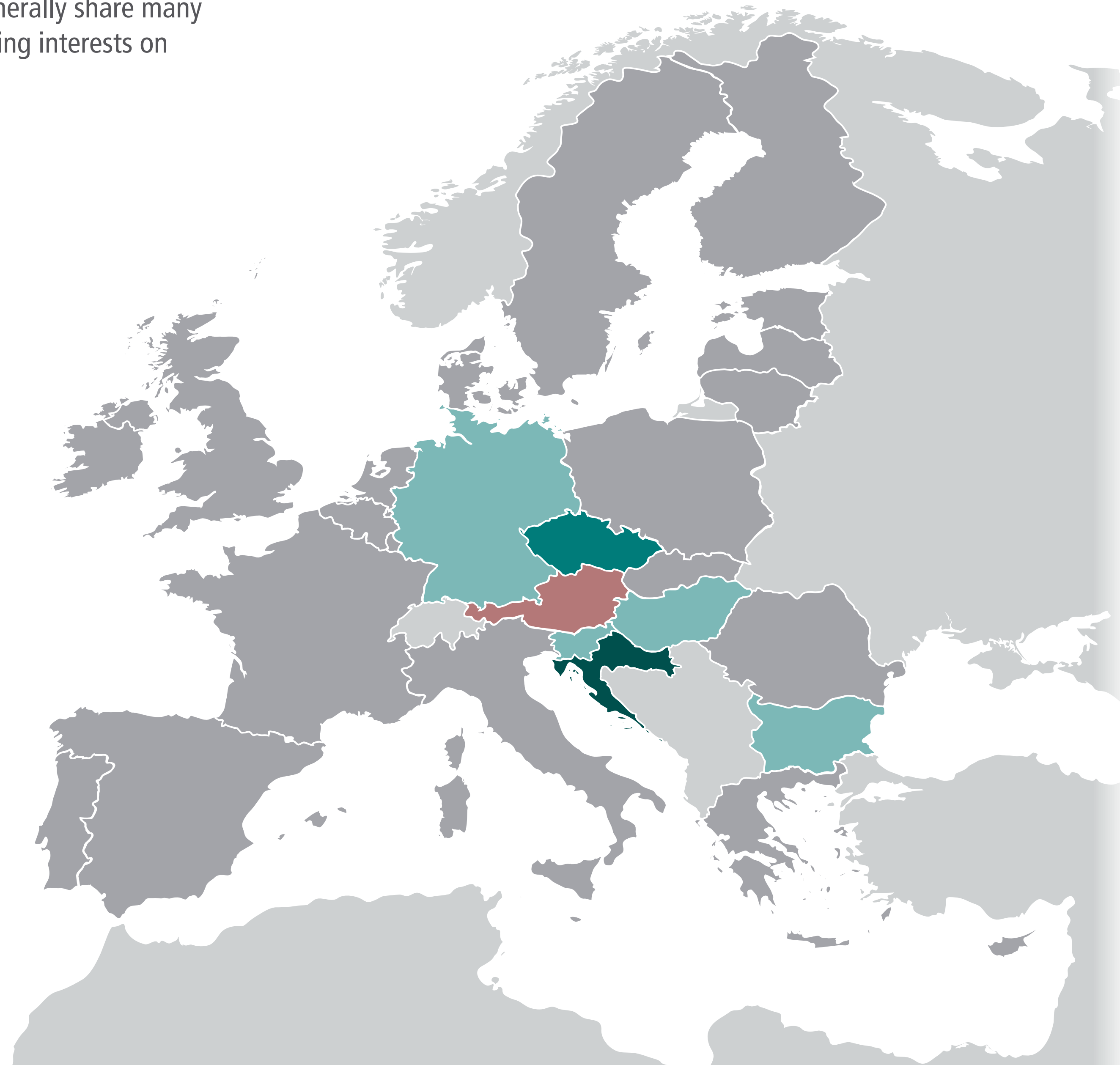
Rounded results. 0% shares not shown.

# Shared Interests Votes for Austria by Austria Network

**Q2** "Which EU member states generally share many of your country's longer standing interests on EU policy? (select up to five)"

- |              |   |                       |                |   |   |
|--------------|---|-----------------------|----------------|---|---|
| EU           | < | <input type="radio"/> | Affluent Seven | < | > |
| Big Six      | < | >                     | Southern Seven | < | > |
| Founding Six | < | >                     | Visegrád Four  | < | > |
- 
- |          |   |                                     |                          |             |   |   |                          |
|----------|---|-------------------------------------|--------------------------|-------------|---|---|--------------------------|
| Austria  | < | <input checked="" type="checkbox"/> | >                        | Italy       | < | > | <input type="checkbox"/> |
| Belgium  | < | >                                   | <input type="checkbox"/> | Latvia      | < | > | <input type="checkbox"/> |
| Bulgaria | < | >                                   | <input type="checkbox"/> | Lithuania   | < | > | <input type="checkbox"/> |
| Croatia  | < | >                                   | <input type="checkbox"/> | Luxembourg  | < | > | <input type="checkbox"/> |
| Cyprus   | < | >                                   | <input type="checkbox"/> | Malta       | < | > | <input type="checkbox"/> |
| Czech R. | < | >                                   | <input type="checkbox"/> | Netherlands | < | > | <input type="checkbox"/> |
| Denmark  | < | >                                   | <input type="checkbox"/> | Poland      | < | > | <input type="checkbox"/> |
| Estonia  | < | >                                   | <input type="checkbox"/> | Portugal    | < | > | <input type="checkbox"/> |
| Finland  | < | >                                   | <input type="checkbox"/> | Romania     | < | > | <input type="checkbox"/> |
| France   | < | >                                   | <input type="checkbox"/> | Slovakia    | < | > | <input type="checkbox"/> |
| Germany  | < | >                                   | <input type="checkbox"/> | Slovenia    | < | > | <input type="checkbox"/> |
| Greece   | < | >                                   | <input type="checkbox"/> | Spain       | < | > | <input type="checkbox"/> |
| Hungary  | < | >                                   | <input type="checkbox"/> | Sweden      | < | > | <input type="checkbox"/> |
| Ireland  | < | >                                   | <input type="checkbox"/> | UK          | < | > | <input type="checkbox"/> |

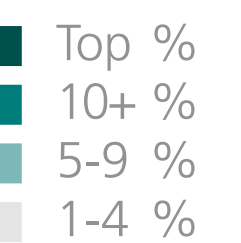
- Preferences Overview
- Most Contacted
- Shared Interests
- Most Responsive
- Most Disappointing
- Commitment to Deeper Integration



Of 3250 votes by 831 respondents, Austria received 105 (3.2%)

6%	Visegrád 4	Share of votes by group
3%	Founding 6	
2%	Affluent 7	
2%	Big 6	
1%	Southern 7	

19%	Croatia	Share of votes by country
14%	Czech Rep.	
9%	Germany	
9%	Hungary	
9%	Slovenia	
7%	Bulgaria	
4%	Malta	
4%	Romania	
4%	Slovakia	
3%	Ireland	
3%	Luxembourg	
3%	Netherlands	
2%	Finland	
1%	Belgium	
1%	Denmark	
1%	Italy	
1%	Sweden	



Rounded results. 0% shares not shown.



# Shared Interests Votes for Austria by Austria Network

**Q2** "Which EU member states generally share many of your country's longer standing interests on EU policy? (select up to five)"

- EU  Affluent Seven
- Big Six  Southern Seven
- Founding Six  Visegrád Four

- |  |                                   |
|--|-----------------------------------|
| Austria <input checked="" type="radio"/> | Italy <input type="radio"/>       |
| Belgium <input type="radio"/>            | Latvia <input type="radio"/>      |
| Bulgaria <input type="radio"/>           | Lithuania <input type="radio"/>   |
| Croatia <input type="radio"/>            | Luxembourg <input type="radio"/>  |
| Cyprus <input type="radio"/>             | Malta <input type="radio"/>       |
| Czech R. <input type="radio"/>           | Netherlands <input type="radio"/> |
| Denmark <input type="radio"/>            | Poland <input type="radio"/>      |
| Estonia <input type="radio"/>            | Portugal <input type="radio"/>    |
| Finland <input type="radio"/>            | Romania <input type="radio"/>     |
| France <input type="radio"/>             | Slovakia <input type="radio"/>    |
| Germany <input type="radio"/>            | Slovenia <input type="radio"/>    |
| Greece <input type="radio"/>             | Spain <input type="radio"/>       |
| Hungary <input type="radio"/>            | Sweden <input type="radio"/>      |
| Ireland <input type="radio"/>            | UK <input type="radio"/>          |

Preferences Overview

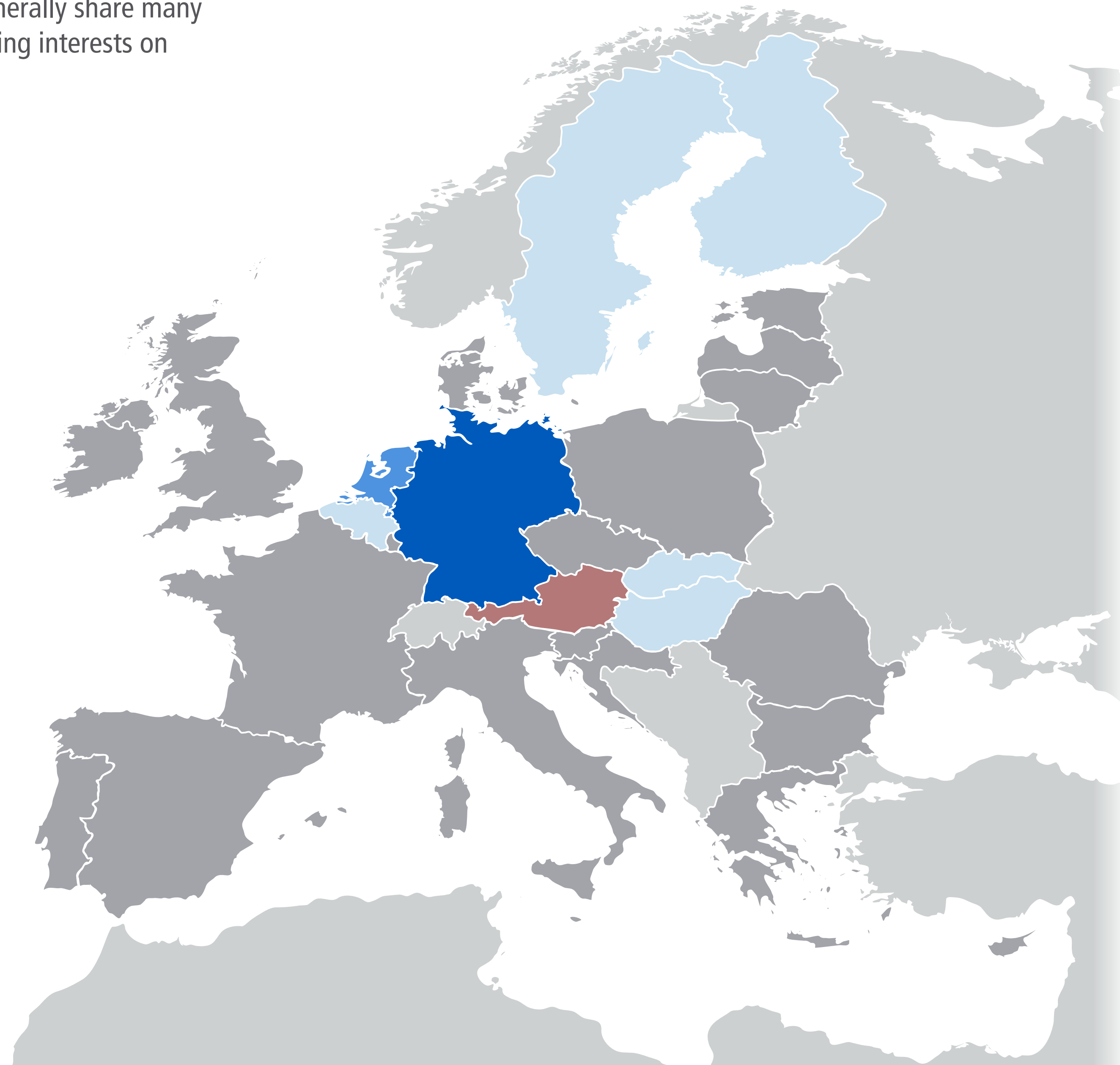
Most Contacted

**Shared Interests**

Most Responsive

Most Disappointing

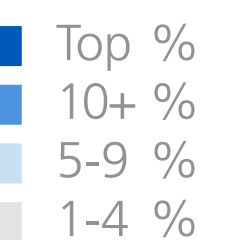
Commitment to Deeper Integration



Of 90 votes by 23 respondents, Germany received the most: 20

52%	Founding 6	Share of votes for group
41%	Affluent 7	
28%	Big 6	
16%	Visegrád 4	
7%	Southern 7	

22%	Germany	Share of votes for country
14%	Netherlands	
9%	Finland	
8%	Slovakia	
7%	Belgium	
6%	Hungary	
6%	Sweden	
4%	Ireland	
4%	Slovenia	
3%	Italy	
3%	Luxembourg	
2%	Croatia	
2%	Czech Rep.	
2%	Denmark	
2%	France	
1%	Bulgaria	
1%	Cyprus	
1%	Estonia	
1%	Romania	



Rounded results. 0% shares not shown.

# Shared Interests Votes for Austria by Austria Network

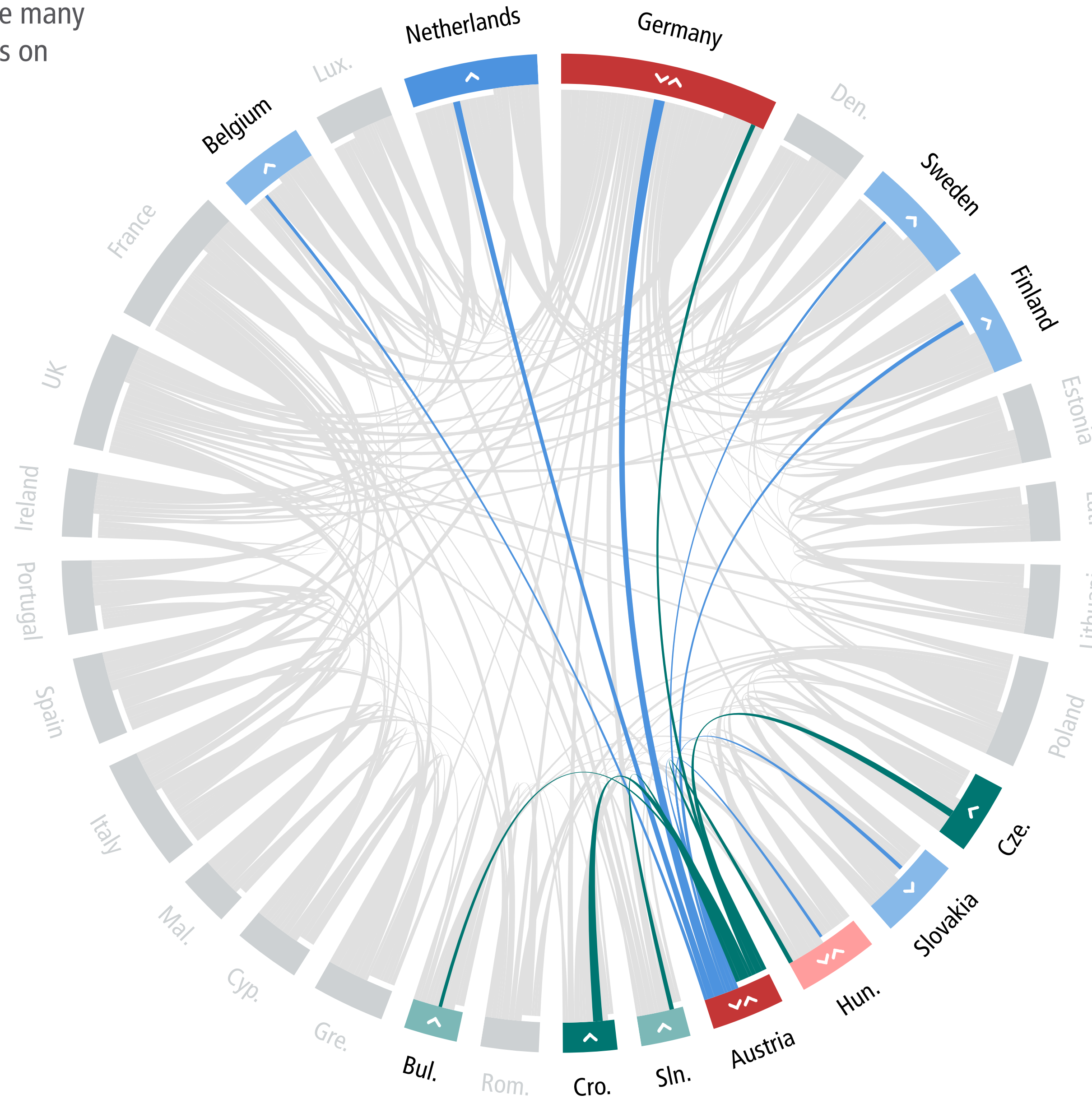
**Q2** "Which EU member states generally share many of your country's longer standing interests on EU policy? (select up to five)"

EU	<	○	Affluent Seven	<	>
Big Six	<	>	Southern Seven	<	>
Founding Six	<	>	Visegrád Four	<	>

---

Austria	<	>	●	Italy	<	>	○
Belgium	<	>	○	Latvia	<	>	○
Bulgaria	<	>	○	Lithuania	<	>	○
Croatia	<	>	○	Luxembourg	<	>	○
Cyprus	<	>	○	Malta	<	>	○
Czech R.	<	>	○	Netherlands	<	>	○
Denmark	<	>	○	Poland	<	>	○
Estonia	<	>	○	Portugal	<	>	○
Finland	<	>	○	Romania	<	>	○
France	<	>	○	Slovakia	<	>	○
Germany	<	>	○	Slovenia	<	>	○
Greece	<	>	○	Spain	<	>	○
Hungary	<	>	○	Sweden	<	>	○
Ireland	<	>	○	UK	<	>	○

- Preferences Overview
- Most Contacted
- Shared Interests
- Most Responsive
- Most Disappointing
- Commitment to Deeper Integration



**Shared votes**

stronger share    weaker share

Aut 22%    Ger 9%    ●  
 Hun 9%    Aut 6%    ●

**Lopsided votes**

**> Only sending to**

14% Netherlands  
 9% Finland  
 8% Slovakia  
 7% Belgium  
 6% Sweden

**< Only receiving from**

19% Croatia  
 14% Czech Rep.  
 9% Slovenia  
 7% Bulgaria

Rounded results. Shares below 5% not shown.



# Shared Interests Votes for Belgium by Belgium Network


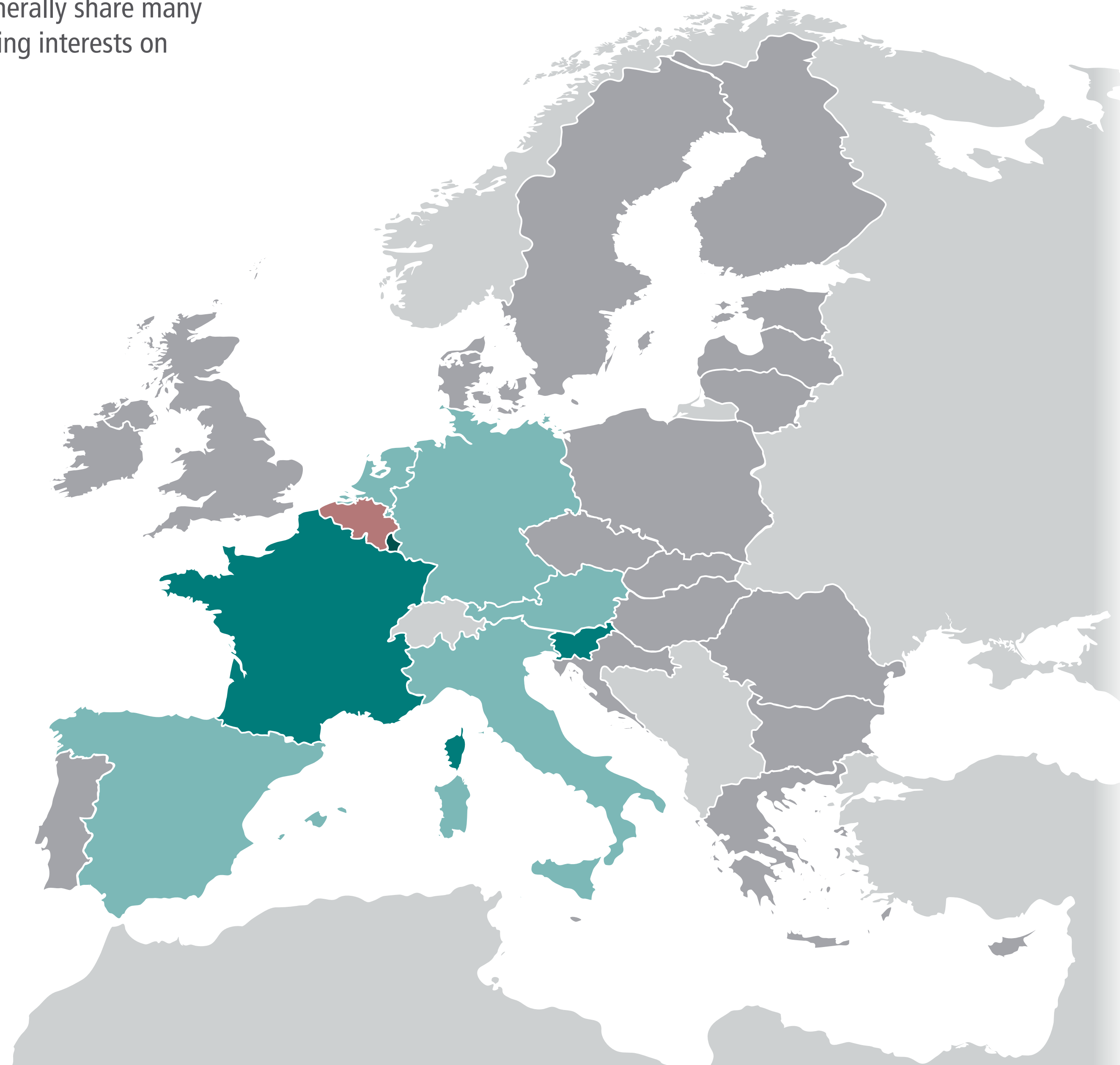
**Q2** "Which EU member states generally share many of your country's longer standing interests on EU policy? (select up to five)"

EU	<	<input type="radio"/>	Affluent Seven	<	>
Big Six	<	>	Southern Seven	<	>
Founding Six	<	>	Visegrád Four	<	>

---

Austria	<	>	<input type="radio"/>	Italy	<	>	<input type="radio"/>
<b>Belgium</b>	<	>	<input checked="" type="checkbox"/>	Latvia	<	>	<input type="radio"/>
Bulgaria	<	>	<input type="radio"/>	Lithuania	<	>	<input type="radio"/>
Croatia	<	>	<input type="radio"/>	Luxembourg	<	>	<input type="radio"/>
Cyprus	<	>	<input type="radio"/>	Malta	<	>	<input type="radio"/>
Czech R.	<	>	<input type="radio"/>	Netherlands	<	>	<input type="radio"/>
Denmark	<	>	<input type="radio"/>	Poland	<	>	<input type="radio"/>
Estonia	<	>	<input type="radio"/>	Portugal	<	>	<input type="radio"/>
Finland	<	>	<input type="radio"/>	Romania	<	>	<input type="radio"/>
France	<	>	<input type="radio"/>	Slovakia	<	>	<input type="radio"/>
Germany	<	>	<input type="radio"/>	Slovenia	<	>	<input type="radio"/>
Greece	<	>	<input type="radio"/>	Spain	<	>	<input type="radio"/>
Hungary	<	>	<input type="radio"/>	Sweden	<	>	<input type="radio"/>
Ireland	<	>	<input type="radio"/>	UK	<	>	<input type="radio"/>

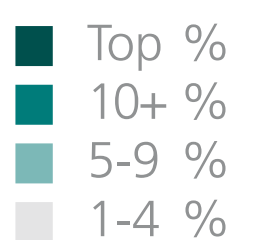
- Preferences Overview
- Most Contacted
- Shared Interests**
- Most Responsive
- Most Disappointing
- Commitment to Deeper Integration



Of 3250 votes by 831 respondents, Belgium received 145 (4.5%)

10%	Founding 6	Share of votes by group
7%	Big 6	
7%	Southern 7	
5%	Affluent 7	

21%	Luxembourg	Share of votes by country
15%	France	
14%	Slovenia	
9%	Germany	
8%	Netherlands	
7%	Austria	
6%	Italy	
5%	Spain	
4%	Portugal	
3%	Ireland	
2%	Croatia	
2%	Denmark	
2%	Greece	
2%	Sweden	
1%	Czech Rep.	
1%	Estonia	
1%	Finland	
1%	Latvia	
1%	Romania	
1%	UK	



Rounded results. 0% shares not shown.

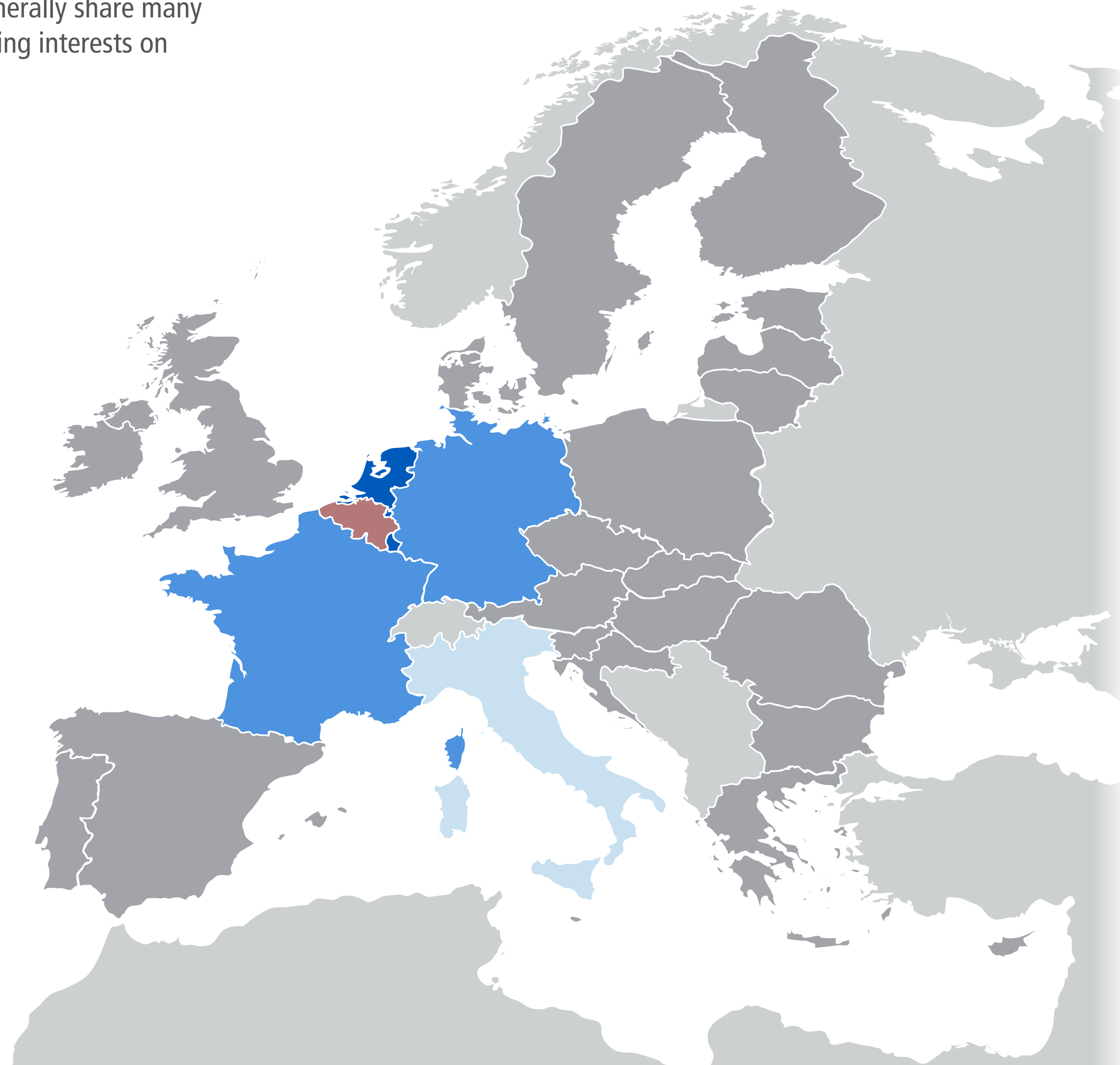
# Shared Interests Votes for Belgium by Belgium Network

**Q2** "Which EU member states generally share many of your country's longer standing interests on EU policy? (select up to five)"

- EU  Affluent Seven
- Big Six  Southern Seven
- Founding Six  Visegrád Four

- |   |                                   |
|---|-----------------------------------|
| Austria <input type="radio"/>                   | Italy <input type="radio"/>       |
| <b>Belgium</b> <input checked="" type="radio"/> | Latvia <input type="radio"/>      |
| Bulgaria <input type="radio"/>                  | Lithuania <input type="radio"/>   |
| Croatia <input type="radio"/>                   | Luxembourg <input type="radio"/>  |
| Cyprus <input type="radio"/>                    | Malta <input type="radio"/>       |
| Czech R. <input type="radio"/>                  | Netherlands <input type="radio"/> |
| Denmark <input type="radio"/>                   | Poland <input type="radio"/>      |
| Estonia <input type="radio"/>                   | Portugal <input type="radio"/>    |
| Finland <input type="radio"/>                   | Romania <input type="radio"/>     |
| France <input type="radio"/>                    | Slovakia <input type="radio"/>    |
| Germany <input type="radio"/>                   | Slovenia <input type="radio"/>    |
| Greece <input type="radio"/>                    | Spain <input type="radio"/>       |
| Hungary <input type="radio"/>                   | Sweden <input type="radio"/>      |
| Ireland <input type="radio"/>                   | UK <input type="radio"/>          |

- Preferences Overview
- Most Contacted
- Shared Interests**
- Most Responsive
- Most Disappointing
- Commitment to Deeper Integration



Of 69 votes by 18 respondents, Luxembourg received the most: 14

81% Founding 6  
 48% Big 6  
 43% Affluent 7  
 28% Southern 7

Share of votes for group

20% Luxembourg  
 20% Netherlands  
 17% France  
 17% Germany  
 6% Italy  
 4% Spain  
 3% Ireland  
 3% UK  
 1% Austria  
 1% Bulgaria  
 1% Croatia  
 1% Romania  
 1% Slovenia  
 1% Sweden

Share of votes for country

■ Top %  
 ■ 10+ %  
 ■ 5-9 %  
 ■ 1-4 %

Rounded results. 0% shares not shown.

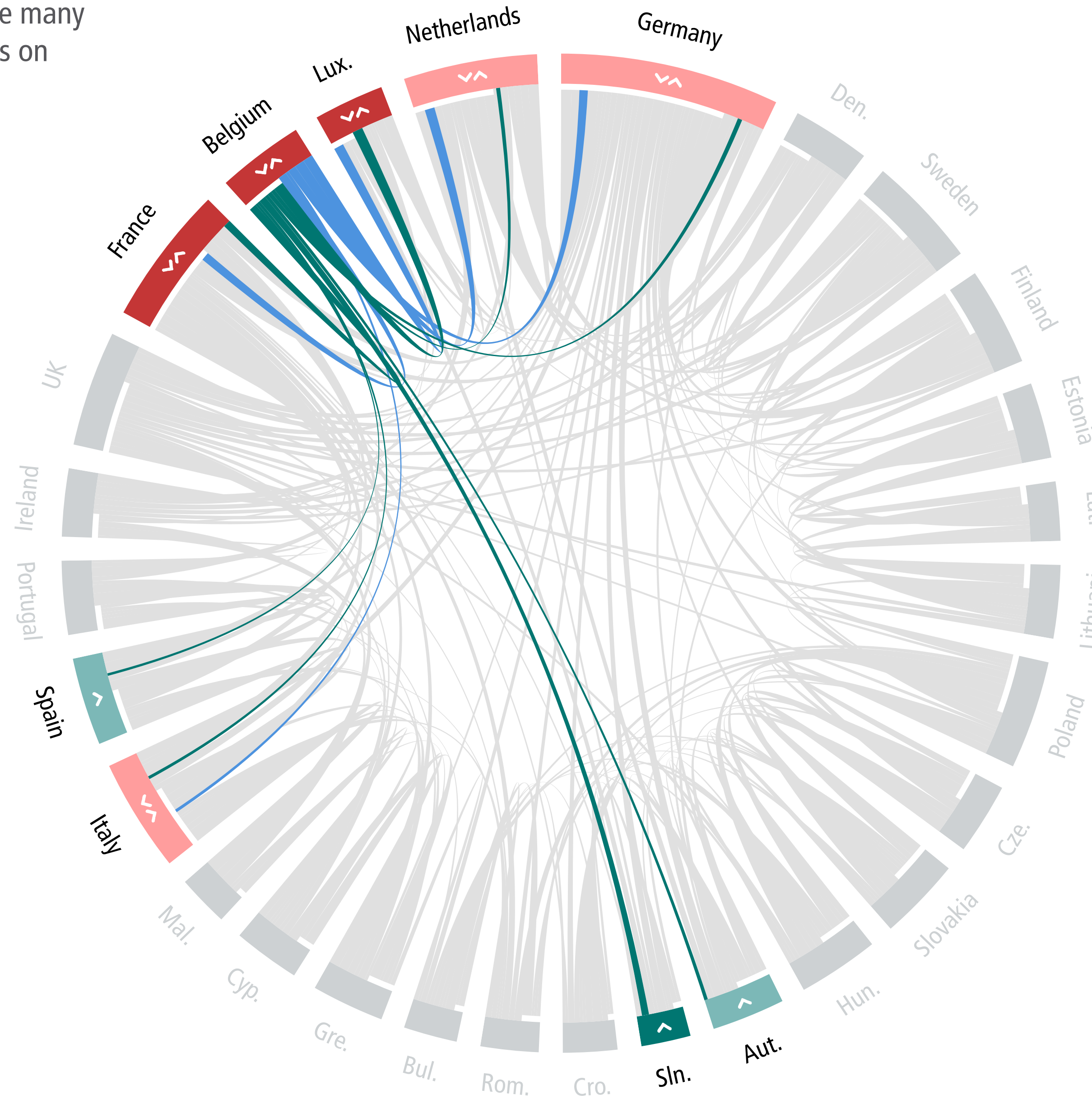


# Shared Interests Votes for Belgium by Belgium Network

**Q2** "Which EU member states generally share many of your country's longer standing interests on EU policy? (select up to five)"

EU	<	○	Affluent Seven	<	>		
Big Six	<	>	Southern Seven	<	>		
Founding Six	<	>	Visegrád Four	<	>		
Austria	<	>	○	Italy	<	>	○
<b>Belgium</b>	<	>	●	Latvia	<	>	○
Bulgaria	<	>	○	Lithuania	<	>	○
Croatia	<	>	○	Luxembourg	<	>	○
Cyprus	<	>	○	Malta	<	>	○
Czech R.	<	>	○	Netherlands	<	>	○
Denmark	<	>	○	Poland	<	>	○
Estonia	<	>	○	Portugal	<	>	○
Finland	<	>	○	Romania	<	>	○
France	<	>	○	Slovakia	<	>	○
Germany	<	>	○	Slovenia	<	>	○
Greece	<	>	○	Spain	<	>	○
Hungary	<	>	○	Sweden	<	>	○
Ireland	<	>	○	UK	<	>	○

- Preferences Overview
- Most Contacted
- Shared Interests**
- Most Responsive
- Most Disappointing
- Commitment to Deeper Integration



**Shared votes**

<b>stronger share</b>	<b>weaker share</b>
<ul style="list-style-type: none"> <li>Lux 21%</li> <li>Bel 17%</li> <li>Bel 20%</li> <li>Bel 17%</li> <li>Bel 6%</li> </ul>	<ul style="list-style-type: none"> <li>Bel 20%</li> <li>Fra 15%</li> <li>Net 8%</li> <li>Ger 9%</li> <li>Ita 6%</li> </ul>

**Lopsided votes**

**Only receiving from**

- 14% Slovenia
- 7% Austria
- 5% Spain

Rounded results. Shares below 5% not shown.

# Shared Interests Votes for Bulgaria by Bulgaria Network

**Q2** "Which EU member states generally share many of your country's longer standing interests on EU policy? (select up to five)"

- EU  Affluent Seven
- Big Six  Southern Seven
- Founding Six  Visegrád Four

- |  |                                   |
|--|-----------------------------------|
| Austria <input type="radio"/>                    | Italy <input type="radio"/>       |
| Belgium <input type="radio"/>                    | Latvia <input type="radio"/>      |
| <b>Bulgaria</b> <input checked="" type="radio"/> | Lithuania <input type="radio"/>   |
| Croatia <input type="radio"/>                    | Luxembourg <input type="radio"/>  |
| Cyprus <input type="radio"/>                     | Malta <input type="radio"/>       |
| Czech R. <input type="radio"/>                   | Netherlands <input type="radio"/> |
| Denmark <input type="radio"/>                    | Poland <input type="radio"/>      |
| Estonia <input type="radio"/>                    | Portugal <input type="radio"/>    |
| Finland <input type="radio"/>                    | Romania <input type="radio"/>     |
| France <input type="radio"/>                     | Slovakia <input type="radio"/>    |
| Germany <input type="radio"/>                    | Slovenia <input type="radio"/>    |
| Greece <input type="radio"/>                     | Spain <input type="radio"/>       |
| Hungary <input type="radio"/>                    | Sweden <input type="radio"/>      |
| Ireland <input type="radio"/>                    | UK <input type="radio"/>          |

Preferences Overview

Most Contacted

**Shared Interests**

Most Responsive

Most Disappointing

Commitment to Deeper Integration



Of 3250 votes by 831 respondents, Bulgaria received 27 (0.8%)

1% Visegrád 4 **Share of votes by group**

12% Romania **Share of votes by country**  
 6% Croatia  
 4% Greece  
 4% Hungary  
 1% Austria  
 1% Belgium  
 1% Czech Rep.  
 1% Estonia  
 1% Slovakia

■ Top %  
 ■ 10+ %  
 ■ 5-9 %  
 ■ 1-4 %

Rounded results. 0% shares not shown.



# Shared Interests Votes for Bulgaria by Bulgaria Network

**Q2** "Which EU member states generally share many of your country's longer standing interests on EU policy? (select up to five)"

- EU  Affluent Seven
- Big Six  Southern Seven
- Founding Six  Visegrád Four

- |  |                                   |
|--|-----------------------------------|
| Austria <input type="radio"/>                    | Italy <input type="radio"/>       |
| Belgium <input type="radio"/>                    | Latvia <input type="radio"/>      |
| <b>Bulgaria</b> <input checked="" type="radio"/> | Lithuania <input type="radio"/>   |
| Croatia <input type="radio"/>                    | Luxembourg <input type="radio"/>  |
| Cyprus <input type="radio"/>                     | Malta <input type="radio"/>       |
| Czech R. <input type="radio"/>                   | Netherlands <input type="radio"/> |
| Denmark <input type="radio"/>                    | Poland <input type="radio"/>      |
| Estonia <input type="radio"/>                    | Portugal <input type="radio"/>    |
| Finland <input type="radio"/>                    | Romania <input type="radio"/>     |
| France <input type="radio"/>                     | Slovakia <input type="radio"/>    |
| Germany <input type="radio"/>                    | Slovenia <input type="radio"/>    |
| Greece <input type="radio"/>                     | Spain <input type="radio"/>       |
| Hungary <input type="radio"/>                    | Sweden <input type="radio"/>      |
| Ireland <input type="radio"/>                    | UK <input type="radio"/>          |

Preferences Overview


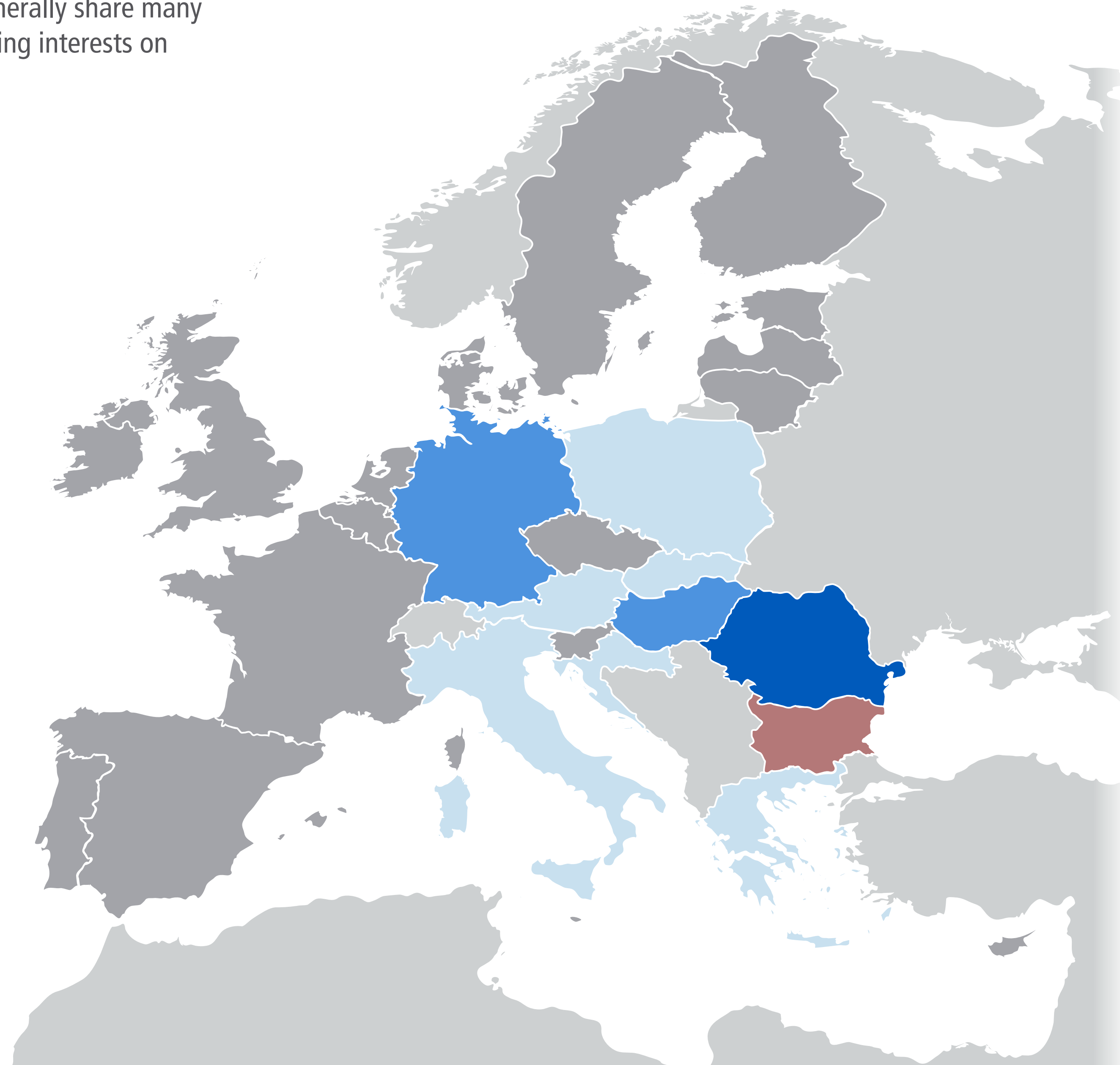
Most Contacted

**Shared Interests**

Most Responsive

Most Disappointing

Commitment to Deeper Integration



Of 218 votes by 57 respondents, Romania received the most: 42

31%	Visegrád 4	Share of votes for group
28%	Big 6	
20%	Founding 6	
17%	Southern 7	
10%	Affluent 7	

19%	Romania	Share of votes for country
11%	Germany	
11%	Hungary	
9%	Greece	
8%	Poland	
8%	Slovakia	
7%	Austria	
6%	Croatia	
5%	Italy	
4%	Czech Rep.	
3%	France	
1%	Estonia	
1%	Ireland	
1%	Lithuania	
1%	Netherlands	
1%	Slovenia	
1%	Spain	
1%	UK	

- Top %
- 10+ %
- 5-9 %
- 1-4 %

Rounded results. 0% shares not shown.

# Shared Interests Votes for Bulgaria by Bulgaria Network

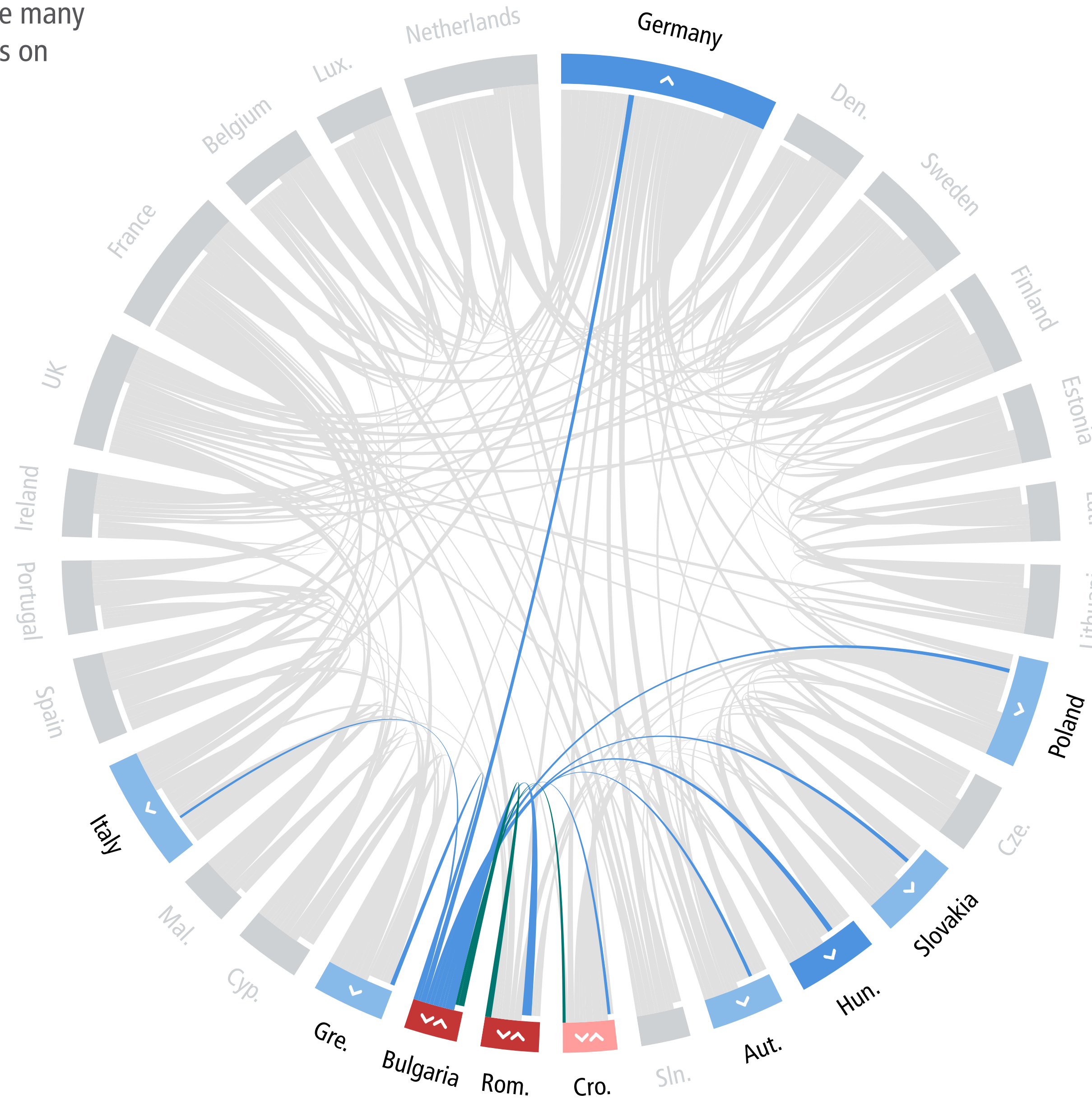
**Q2** "Which EU member states generally share many of your country's longer standing interests on EU policy? (select up to five)"

EU	<	○	Affluent Seven	<	>
Big Six	<	>	Southern Seven	<	>
Founding Six	<	>	Visegrád Four	<	>

---

Austria	<	>	○	Italy	<	>	○
Belgium	<	>	○	Latvia	<	>	○
<b>Bulgaria</b>	<	>	●	Lithuania	<	>	○
Croatia	<	>	○	Luxembourg	<	>	○
Cyprus	<	>	○	Malta	<	>	○
Czech R.	<	>	○	Netherlands	<	>	○
Denmark	<	>	○	Poland	<	>	○
Estonia	<	>	○	Portugal	<	>	○
Finland	<	>	○	Romania	<	>	○
France	<	>	○	Slovakia	<	>	○
Germany	<	>	○	Slovenia	<	>	○
Greece	<	>	○	Spain	<	>	○
Hungary	<	>	○	Sweden	<	>	○
Ireland	<	>	○	UK	<	>	○

- Preferences Overview
- Most Contacted
- Shared Interests
- Most Responsive
- Most Disappointing
- Commitment to Deeper Integration



**Shared votes**

stronger share      weaker share

■ Bul 19%    ● Rom 12%    ●  
■ Bul 6%    ● Cro 6%    ●

**Lopsided votes**

**Only sending to**

11%	Germany
11%	Hungary
9%	Greece
8%	Poland
8%	Slovakia
7%	Austria
5%	Italy

Rounded results. Shares below 5% not shown.



# Shared Interests Votes for Croatia by Croatia Network

**Q2** "Which EU member states generally share many of your country's longer standing interests on EU policy? (select up to five)"

EU	<	<input type="radio"/>	Affluent Seven	<	>
Big Six	<	>	Southern Seven	<	>
Founding Six	<	>	Visegrád Four	<	>

---

Austria	<	>	<input type="radio"/>	Italy	<	>	<input type="radio"/>
Belgium	<	>	<input type="radio"/>	Latvia	<	>	<input type="radio"/>
Bulgaria	<	>	<input type="radio"/>	Lithuania	<	>	<input type="radio"/>
<b>Croatia</b>	<	>	<input checked="" type="radio"/>	Luxembourg	<	>	<input type="radio"/>
Cyprus	<	>	<input type="radio"/>	Malta	<	>	<input type="radio"/>
Czech R.	<	>	<input type="radio"/>	Netherlands	<	>	<input type="radio"/>
Denmark	<	>	<input type="radio"/>	Poland	<	>	<input type="radio"/>
Estonia	<	>	<input type="radio"/>	Portugal	<	>	<input type="radio"/>
Finland	<	>	<input type="radio"/>	Romania	<	>	<input type="radio"/>
France	<	>	<input type="radio"/>	Slovakia	<	>	<input type="radio"/>
Germany	<	>	<input type="radio"/>	Slovenia	<	>	<input type="radio"/>
Greece	<	>	<input type="radio"/>	Spain	<	>	<input type="radio"/>
Hungary	<	>	<input type="radio"/>	Sweden	<	>	<input type="radio"/>
Ireland	<	>	<input type="radio"/>	UK	<	>	<input type="radio"/>

Preferences Overview

Most Contacted

**Shared Interests**

Most Responsive

Most Disappointing

Commitment to Deeper Integration



Of 3250 votes by 831 respondents, Croatia received 35 (1.1%)

2%  Visegrád 4 **Share of votes by group**

6%  Bulgaria **Share of votes by country**  
 6%  Slovenia  
 3%  Hungary  
 2%  Austria  
 2%  Czech Rep.  
 2%  Poland  
 2%  Romania  
 2%  Slovakia  
 1%  Belgium  
 1%  Lithuania

■ Top %  
 ■ 10+ %  
 ■ 5-9 %  
 ■ 1-4 %

Rounded results. 0% shares not shown.

# Shared Interests Votes for Croatia by Croatia Network

**Q2** "Which EU member states generally share many of your country's longer standing interests on EU policy? (select up to five)"

- EU  Affluent Seven
- Big Six  Southern Seven
- Founding Six  Visegrád Four

- |  |                                   |
|--|-----------------------------------|
| Austria <input checked="" type="radio"/> | Italy <input type="radio"/>       |
| Belgium <input type="radio"/>            | Latvia <input type="radio"/>      |
| Bulgaria <input type="radio"/>           | Lithuania <input type="radio"/>   |
| Croatia <input checked="" type="radio"/> | Luxembourg <input type="radio"/>  |
| Cyprus <input type="radio"/>             | Malta <input type="radio"/>       |
| Czech R. <input type="radio"/>           | Netherlands <input type="radio"/> |
| Denmark <input type="radio"/>            | Poland <input type="radio"/>      |
| Estonia <input type="radio"/>            | Portugal <input type="radio"/>    |
| Finland <input type="radio"/>            | Romania <input type="radio"/>     |
| France <input type="radio"/>             | Slovakia <input type="radio"/>    |
| Germany <input type="radio"/>            | Slovenia <input type="radio"/>    |
| Greece <input type="radio"/>             | Spain <input type="radio"/>       |
| Hungary <input type="radio"/>            | Sweden <input type="radio"/>      |
| Ireland <input type="radio"/>            | UK <input type="radio"/>          |

Preferences Overview

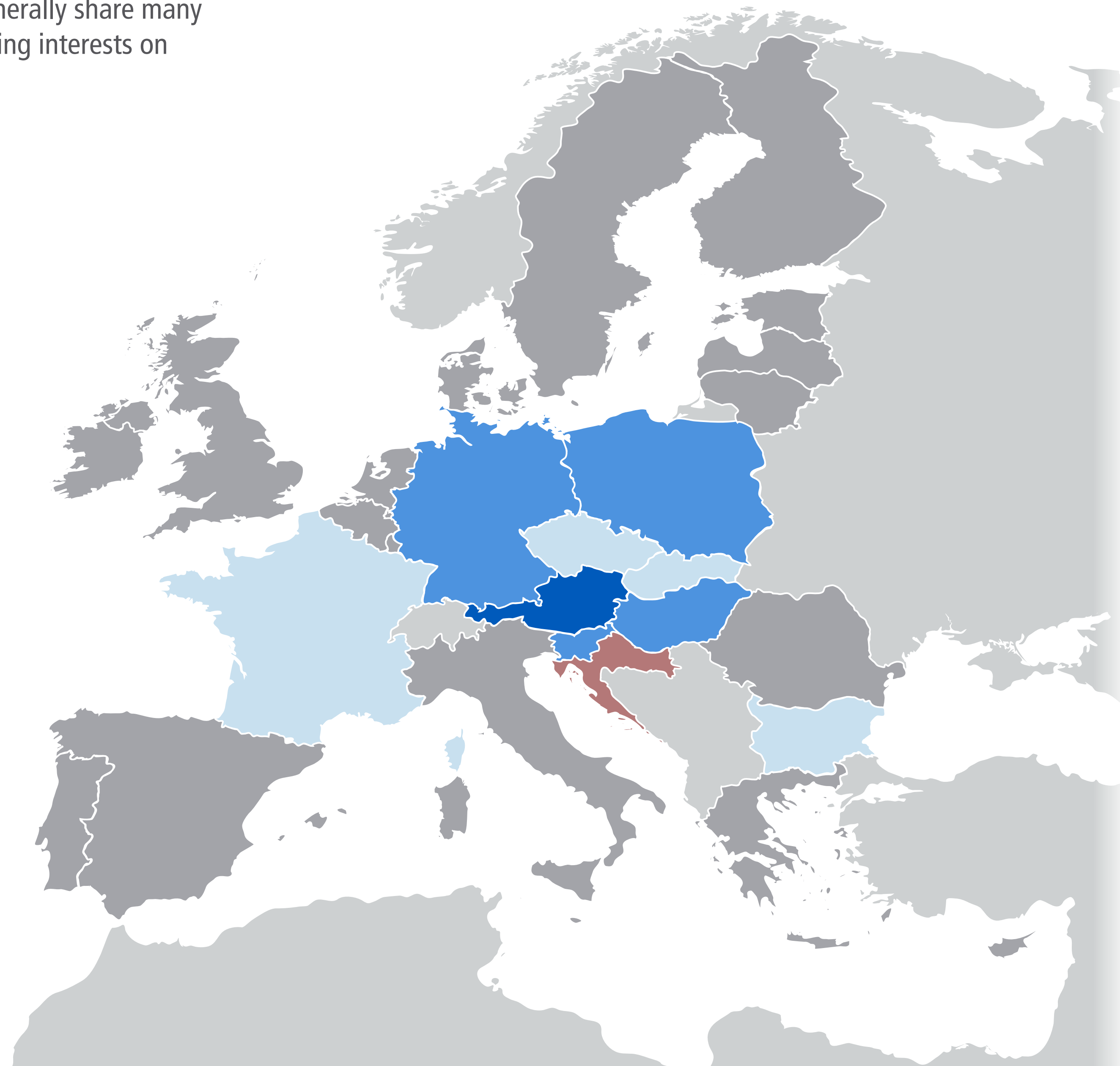
Most Contacted

**Shared Interests**

Most Responsive

Most Disappointing

Commitment to Deeper Integration



Of 63 votes by 16 respondents, Austria received the most: 12

38%	Visegrád 4	Share of votes for group
33%	Big 6	
22%	Founding 6	
21%	Affluent 7	
8%	Southern 7	

19%	Austria	Share of votes for country
14%	Hungary	
13%	Germany	
11%	Poland	
11%	Slovenia	
6%	Bulgaria	
6%	Czech Rep.	
6%	Slovakia	
5%	France	
3%	Italy	
2%	Belgium	
2%	Romania	
2%	UK	

- Top %
- 10+ %
- 5-9 %
- 1-4 %

Rounded results. 0% shares not shown.



# Shared Interests Votes for Croatia by Croatia Network

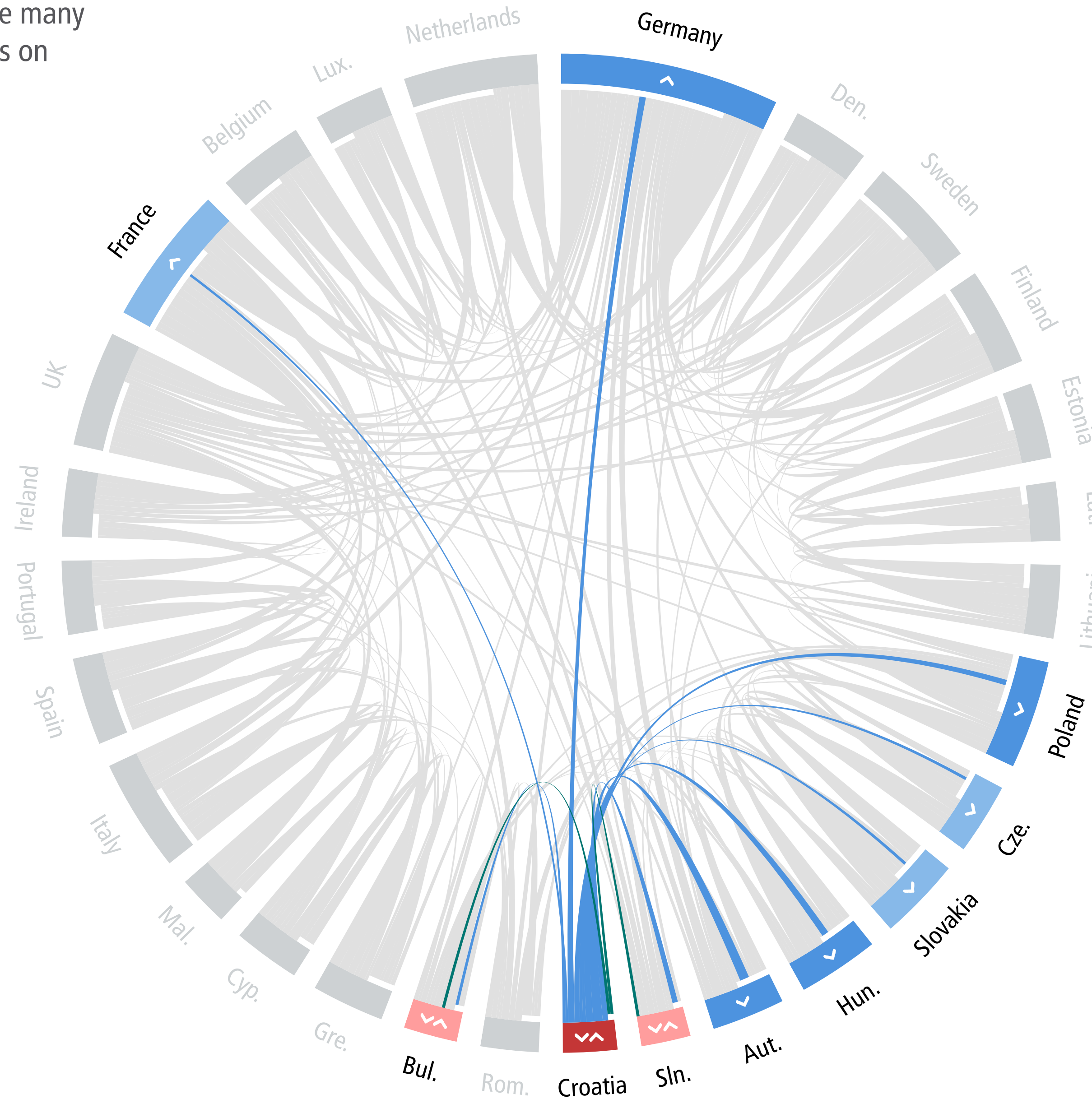
**Q2** "Which EU member states generally share many of your country's longer standing interests on EU policy? (select up to five)"

EU	<	○	Affluent Seven	<	>
Big Six	<	>	Southern Seven	<	>
Founding Six	<	>	Visegrád Four	<	>

---

Austria	<	>	○	Italy	<	>	○
Belgium	<	>	○	Latvia	<	>	○
Bulgaria	<	>	○	Lithuania	<	>	○
<b>Croatia</b>	<	>	●	Luxembourg	<	>	○
Cyprus	<	>	○	Malta	<	>	○
Czech R.	<	>	○	Netherlands	<	>	○
Denmark	<	>	○	Poland	<	>	○
Estonia	<	>	○	Portugal	<	>	○
Finland	<	>	○	Romania	<	>	○
France	<	>	○	Slovakia	<	>	○
Germany	<	>	○	Slovenia	<	>	○
Greece	<	>	○	Spain	<	>	○
Hungary	<	>	○	Sweden	<	>	○
Ireland	<	>	○	UK	<	>	○

- Preferences Overview
- Most Contacted
- Shared Interests**
- Most Responsive
- Most Disappointing
- Commitment to Deeper Integration



**Shared votes**

stronger share weaker share

Cro 11% Sln 6% ●  
 Cro 6% Bul 6% ●

## Lopsided votes

**Only sending to**

19% Austria  
 14% Hungary  
 13% Germany  
 11% Poland  
 6% Czech Rep.  
 6% Slovakia  
 5% France

Rounded results. Shares below 5% not shown.

# Shared Interests Votes for Cyprus by Cyprus Network

**Q2** "Which EU member states generally share many of your country's longer standing interests on EU policy? (select up to five)"

EU	<	<input type="radio"/>	Affluent Seven	<	>		
Big Six	<	>	Southern Seven	<	>		
Founding Six	<	>	Visegrád Four	<	>		
Austria	<	>	<input type="radio"/>	Italy	<	>	<input type="radio"/>
Belgium	<	>	<input type="radio"/>	Latvia	<	>	<input type="radio"/>
Bulgaria	<	>	<input type="radio"/>	Lithuania	<	>	<input type="radio"/>
Croatia	<	>	<input type="radio"/>	Luxembourg	<	>	<input type="radio"/>
<b>Cyprus</b>	<	>	<input checked="" type="radio"/>	Malta	<	>	<input type="radio"/>
Czech R.	<	>	<input type="radio"/>	Netherlands	<	>	<input type="radio"/>
Denmark	<	>	<input type="radio"/>	Poland	<	>	<input type="radio"/>
Estonia	<	>	<input type="radio"/>	Portugal	<	>	<input type="radio"/>
Finland	<	>	<input type="radio"/>	Romania	<	>	<input type="radio"/>
France	<	>	<input type="radio"/>	Slovakia	<	>	<input type="radio"/>
Germany	<	>	<input type="radio"/>	Slovenia	<	>	<input type="radio"/>
Greece	<	>	<input type="radio"/>	Spain	<	>	<input type="radio"/>
Hungary	<	>	<input type="radio"/>	Sweden	<	>	<input type="radio"/>
Ireland	<	>	<input type="radio"/>	UK	<	>	<input type="radio"/>

Preferences Overview

Most Contacted

**Shared Interests**

Most Responsive

Most Disappointing

Commitment to Deeper Integration



Of 3250 votes by 831 respondents, Cyprus received 21 (0.6%)

2% Southern 7  
Share of votes by group

21% Greece  
11% Malta  
1% Austria  
1% Italy  
1% Luxembourg  
1% UK  
Share of votes by country

■ Top %  
■ 10+ %  
■ 5-9 %  
■ 1-4 %

Rounded results. 0% shares not shown.



# Shared Interests Votes for Cyprus by Cyprus Network

**Q2** "Which EU member states generally share many of your country's longer standing interests on EU policy? (select up to five)"

- EU  Affluent Seven
- Big Six  Southern Seven
- Founding Six  Visegrád Four

- |  |                                   |
|--|-----------------------------------|
| Austria <input type="radio"/>                  | Italy <input type="radio"/>       |
| Belgium <input type="radio"/>                  | Latvia <input type="radio"/>      |
| Bulgaria <input type="radio"/>                 | Lithuania <input type="radio"/>   |
| Croatia <input type="radio"/>                  | Luxembourg <input type="radio"/>  |
| <b>Cyprus <input checked="" type="radio"/></b> | Malta <input type="radio"/>       |
| Czech R. <input type="radio"/>                 | Netherlands <input type="radio"/> |
| Denmark <input type="radio"/>                  | Poland <input type="radio"/>      |
| Estonia <input type="radio"/>                  | Portugal <input type="radio"/>    |
| Finland <input type="radio"/>                  | Romania <input type="radio"/>     |
| France <input type="radio"/>                   | Slovakia <input type="radio"/>    |
| Germany <input type="radio"/>                  | Slovenia <input type="radio"/>    |
| Greece <input type="radio"/>                   | Spain <input type="radio"/>       |
| Hungary <input type="radio"/>                  | Sweden <input type="radio"/>      |
| Ireland <input type="radio"/>                  | UK <input type="radio"/>          |

Preferences Overview

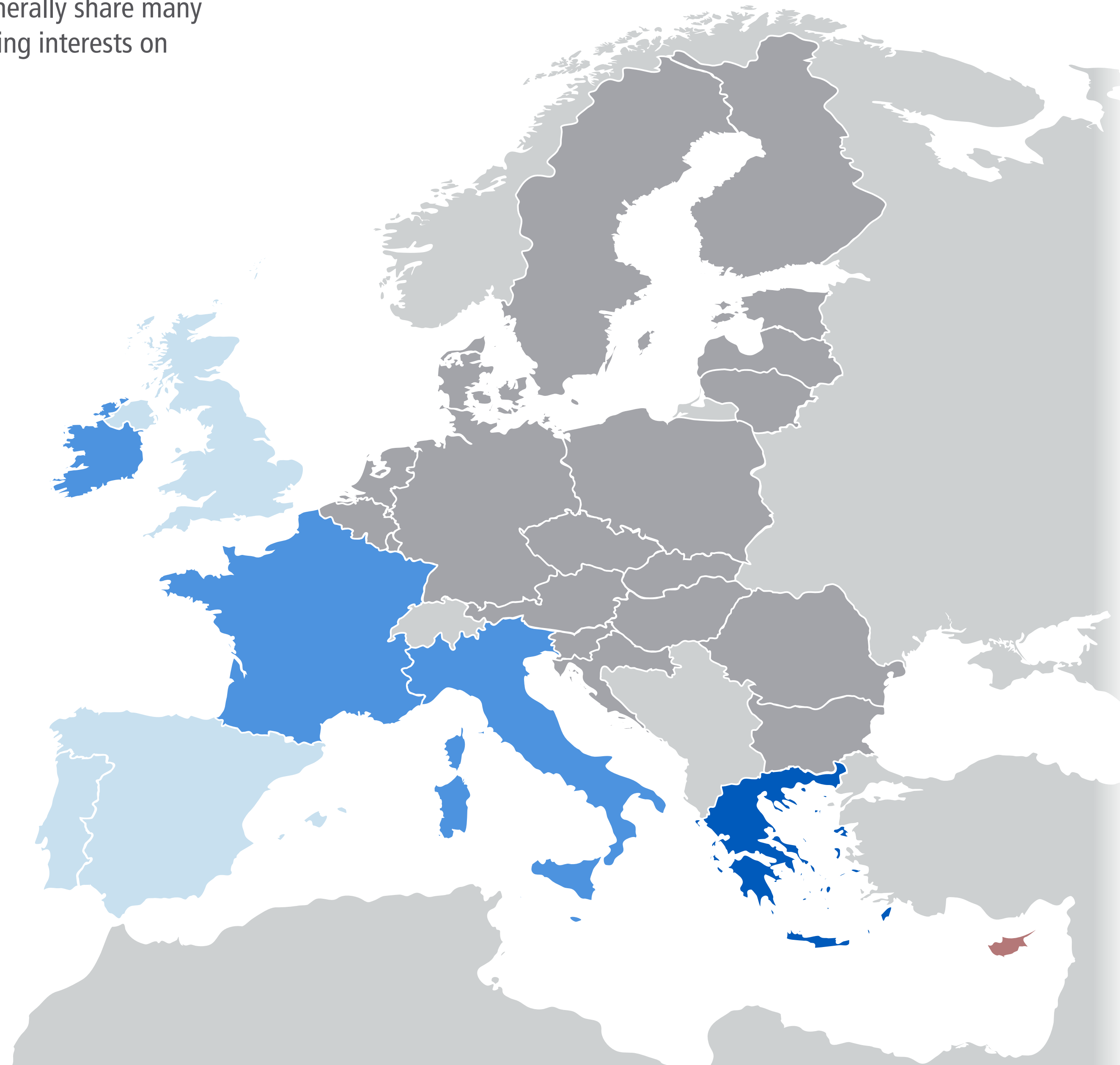
Most Contacted

**Shared Interests**

Most Responsive

Most Disappointing

Commitment to Deeper Integration



Of 65 votes by 17 respondents, Greece received the most: 14

75% Southern 7  
42% Big 6  
29% Founding 6  
2% Affluent 7

Share of votes for group

22% Greece  
15% Malta  
14% France  
12% Ireland  
12% Italy  
8% UK  
6% Portugal  
6% Spain  
2% Estonia  
2% Germany  
2% Luxembourg

Share of votes for country

■ Top %  
■ 10+ %  
■ 5-9 %  
■ 1-4 %

Rounded results. 0% shares not shown.

# Shared Interests Votes for Cyprus by Cyprus Network

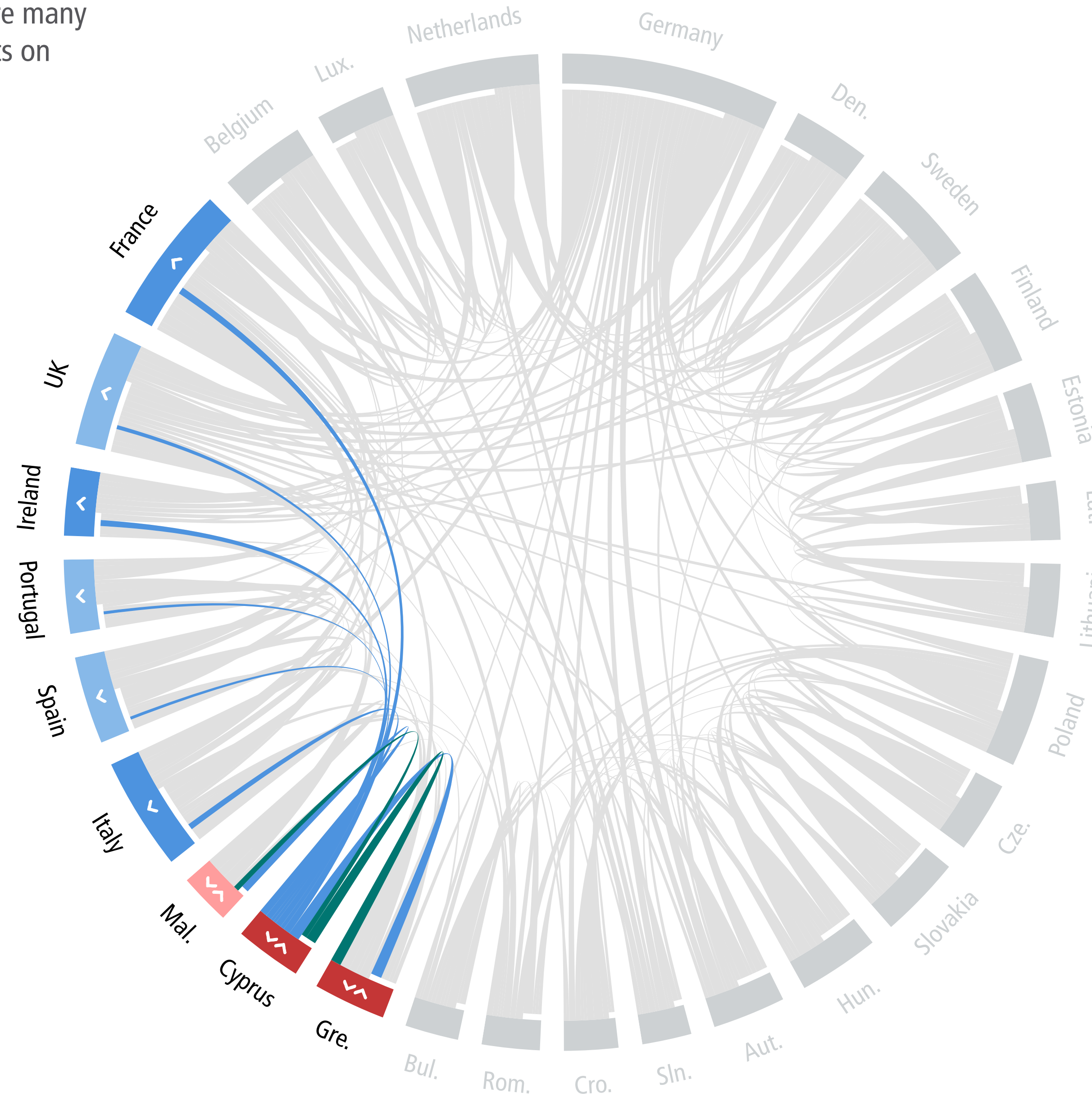
**Q2** "Which EU member states generally share many of your country's longer standing interests on EU policy? (select up to five)"

EU	<	○	Affluent Seven	<	>
Big Six	<	>	Southern Seven	<	>
Founding Six	<	>	Visegrád Four	<	>

---

Austria	<	>	○	Italy	<	>	○
Belgium	<	>	○	Latvia	<	>	○
Bulgaria	<	>	○	Lithuania	<	>	○
Croatia	<	>	○	Luxembourg	<	>	○
<b>Cyprus</b>	<	>	●	Malta	<	>	○
Czech R.	<	>	○	Netherlands	<	>	○
Denmark	<	>	○	Poland	<	>	○
Estonia	<	>	○	Portugal	<	>	○
Finland	<	>	○	Romania	<	>	○
France	<	>	○	Slovakia	<	>	○
Germany	<	>	○	Slovenia	<	>	○
Greece	<	>	○	Spain	<	>	○
Hungary	<	>	○	Sweden	<	>	○
Ireland	<	>	○	UK	<	>	○

- Preferences Overview
- Most Contacted
- Shared Interests**
- Most Responsive
- Most Disappointing
- Commitment to Deeper Integration



**Shared votes**

stronger share weaker share

■ Cyp22% ● Gre 21% ●  
■ Cyp15% ● Mal 11% ●

**Lopsided votes**

**Only sending to**

14% France  
 12% Ireland  
 12% Italy  
 8% UK  
 6% Portugal  
 6% Spain

Rounded results. Shares below 5% not shown.



# Shared Interests Votes for Czech Rep. by Czech Rep. Network

**Q2** "Which EU member states generally share many of your country's longer standing interests on EU policy? (select up to five)"

- EU  Affluent Seven
- Big Six  Southern Seven
- Founding Six  Visegrád Four

- |  |                                   |
|--|-----------------------------------|
| Austria <input type="radio"/>                    | Italy <input type="radio"/>       |
| Belgium <input type="radio"/>                    | Latvia <input type="radio"/>      |
| Bulgaria <input type="radio"/>                   | Lithuania <input type="radio"/>   |
| Croatia <input type="radio"/>                    | Luxembourg <input type="radio"/>  |
| Cyprus <input type="radio"/>                     | Malta <input type="radio"/>       |
| <b>Czech R. <input checked="" type="radio"/></b> | Netherlands <input type="radio"/> |
| Denmark <input type="radio"/>                    | Poland <input type="radio"/>      |
| Estonia <input type="radio"/>                    | Portugal <input type="radio"/>    |
| Finland <input type="radio"/>                    | Romania <input type="radio"/>     |
| France <input type="radio"/>                     | Slovakia <input type="radio"/>    |
| Germany <input type="radio"/>                    | Slovenia <input type="radio"/>    |
| Greece <input type="radio"/>                     | Spain <input type="radio"/>       |
| Hungary <input type="radio"/>                    | Sweden <input type="radio"/>      |
| Ireland <input type="radio"/>                    | UK <input type="radio"/>          |

Preferences Overview

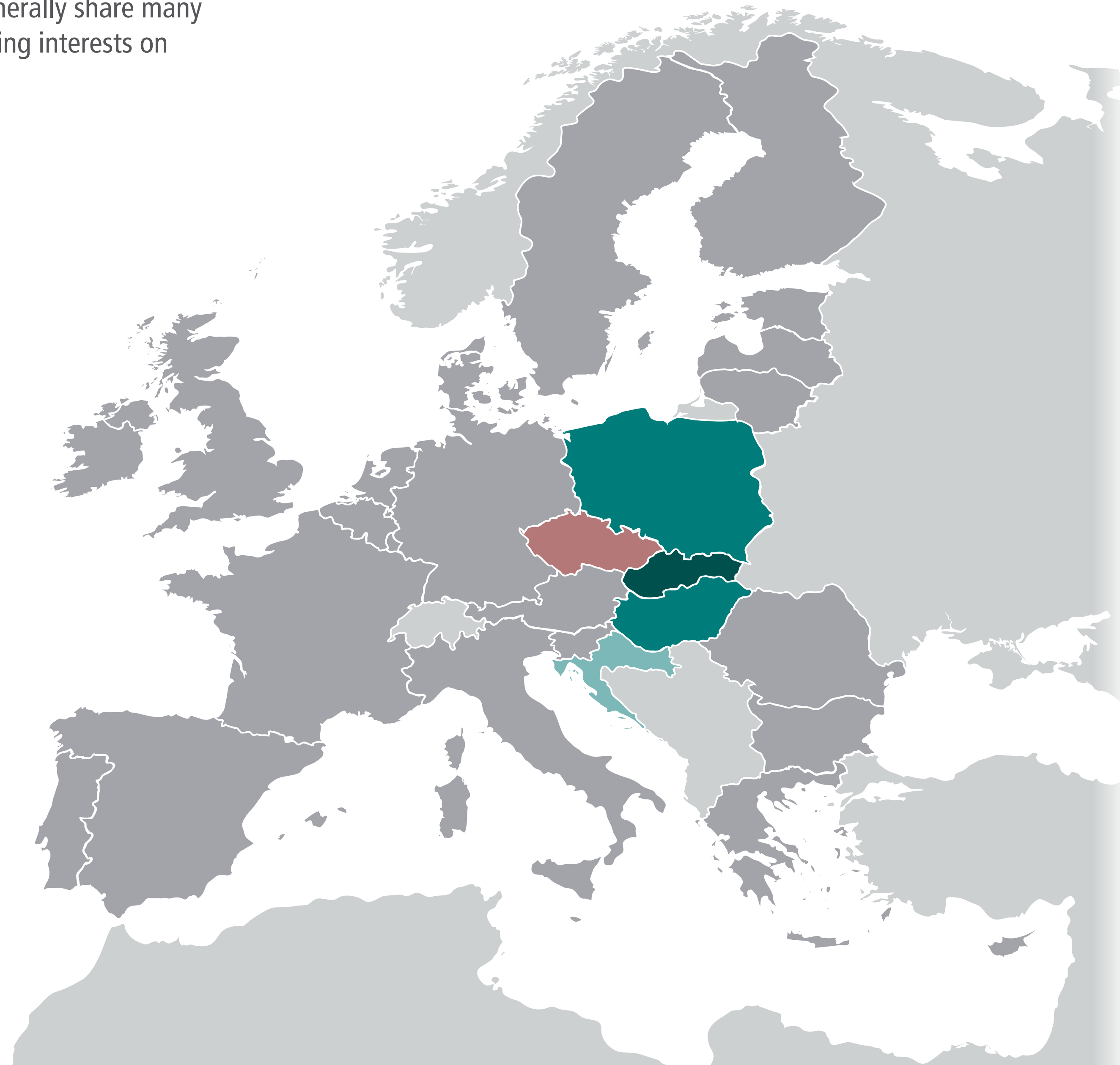
Most Contacted

**Shared Interests**

Most Responsive

Most Disappointing

Commitment to Deeper Integration



Of 3250 votes by 831 respondents, Czech Rep. received 87 (2.7%)

14%  Visegrád 4  
2%  Big 6

Share of votes by group

26%  Slovakia  
15%  Poland  
13%  Hungary  
6%  Croatia  
4%  Bulgaria  
4%  Slovenia  
3%  Latvia  
2%  Austria  
2%  Estonia  
2%  Romania  
1%  Ireland  
1%  Lithuania  
1%  Spain  
1%  UK

Share of votes by country

Top %  
 10+ %  
 5-9 %  
 1-4 %

Rounded results. 0% shares not shown.

# Shared Interests Votes for Czech Rep. by Czech Rep. Network

**Q2** "Which EU member states generally share many of your country's longer standing interests on EU policy? (select up to five)"

- EU  Affluent Seven
- Big Six  Southern Seven
- Founding Six  Visegrád Four

- |  |                                   |
|--|-----------------------------------|
| Austria <input type="radio"/>                    | Italy <input type="radio"/>       |
| Belgium <input type="radio"/>                    | Latvia <input type="radio"/>      |
| Bulgaria <input type="radio"/>                   | Lithuania <input type="radio"/>   |
| Croatia <input type="radio"/>                    | Luxembourg <input type="radio"/>  |
| Cyprus <input type="radio"/>                     | Malta <input type="radio"/>       |
| <b>Czech R. <input checked="" type="radio"/></b> | Netherlands <input type="radio"/> |
| Denmark <input type="radio"/>                    | Poland <input type="radio"/>      |
| Estonia <input type="radio"/>                    | Portugal <input type="radio"/>    |
| Finland <input type="radio"/>                    | Romania <input type="radio"/>     |
| France <input type="radio"/>                     | Slovakia <input type="radio"/>    |
| Germany <input type="radio"/>                    | Slovenia <input type="radio"/>    |
| Greece <input type="radio"/>                     | Spain <input type="radio"/>       |
| Hungary <input type="radio"/>                    | Sweden <input type="radio"/>      |
| Ireland <input type="radio"/>                    | UK <input type="radio"/>          |

Preferences Overview

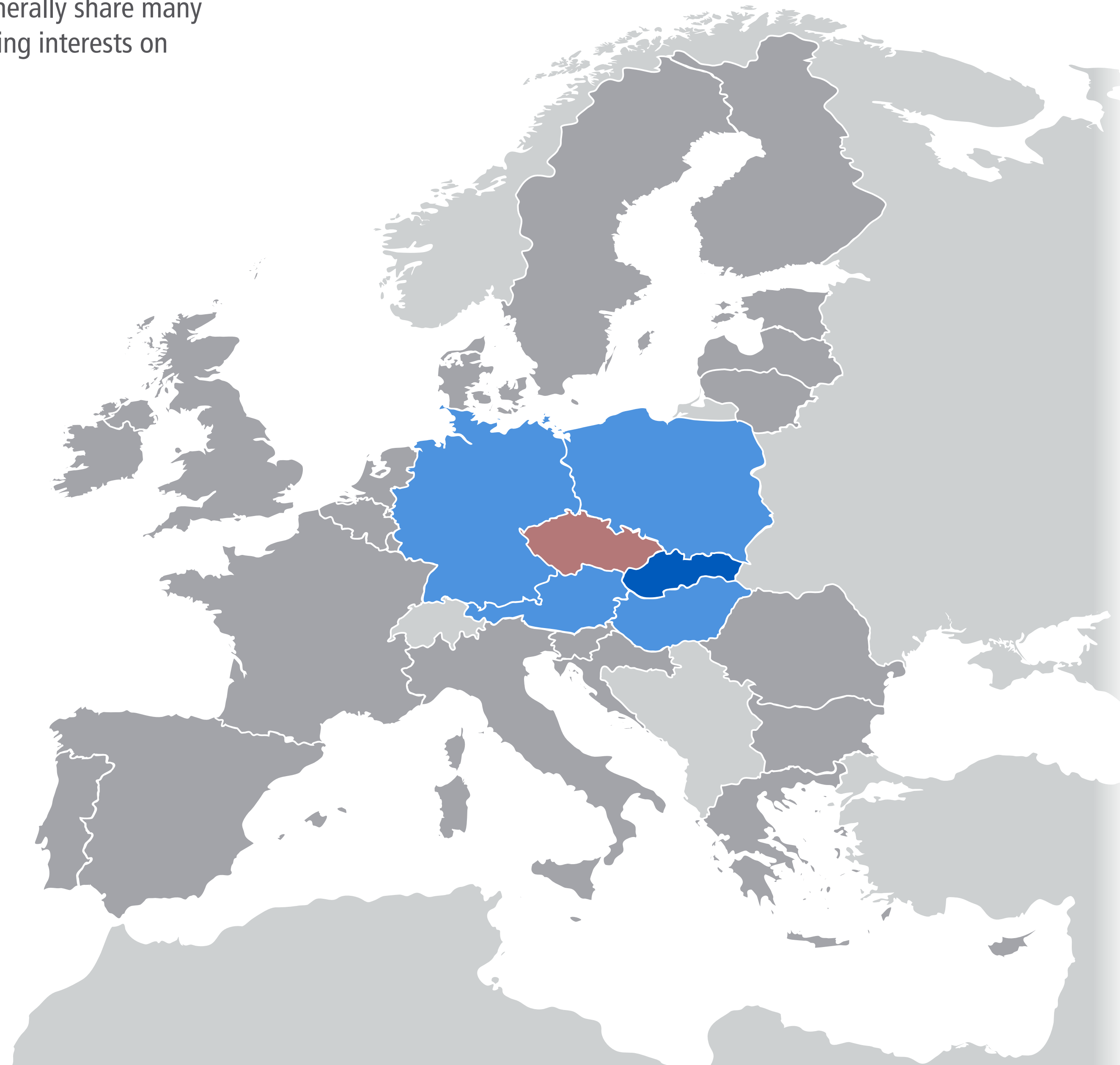
Most Contacted

**Shared Interests**

Most Responsive

Most Disappointing

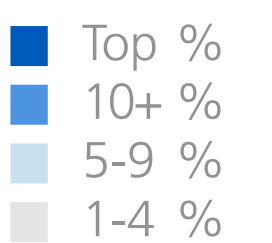
Commitment to Deeper Integration



Of 91 votes by 25 respondents, Slovakia received the most: 24

48%	Visegrád 4	Share of votes for group
31%	Big 6	
21%	Affluent 7	
19%	Founding 6	
1%	Southern 7	

26%	Slovakia	Share of votes for country
14%	Austria	
14%	Germany	
12%	Poland	
10%	Hungary	
4%	UK	
3%	Netherlands	
2%	Croatia	
2%	Romania	
2%	Slovenia	
1%	Belgium	
1%	Bulgaria	
1%	Denmark	
1%	Ireland	
1%	Latvia	
1%	Lithuania	
1%	Portugal	
1%	Sweden	



Rounded results. 0% shares not shown.



# Shared Interests Votes for Czech Rep. by Czech Rep. Network

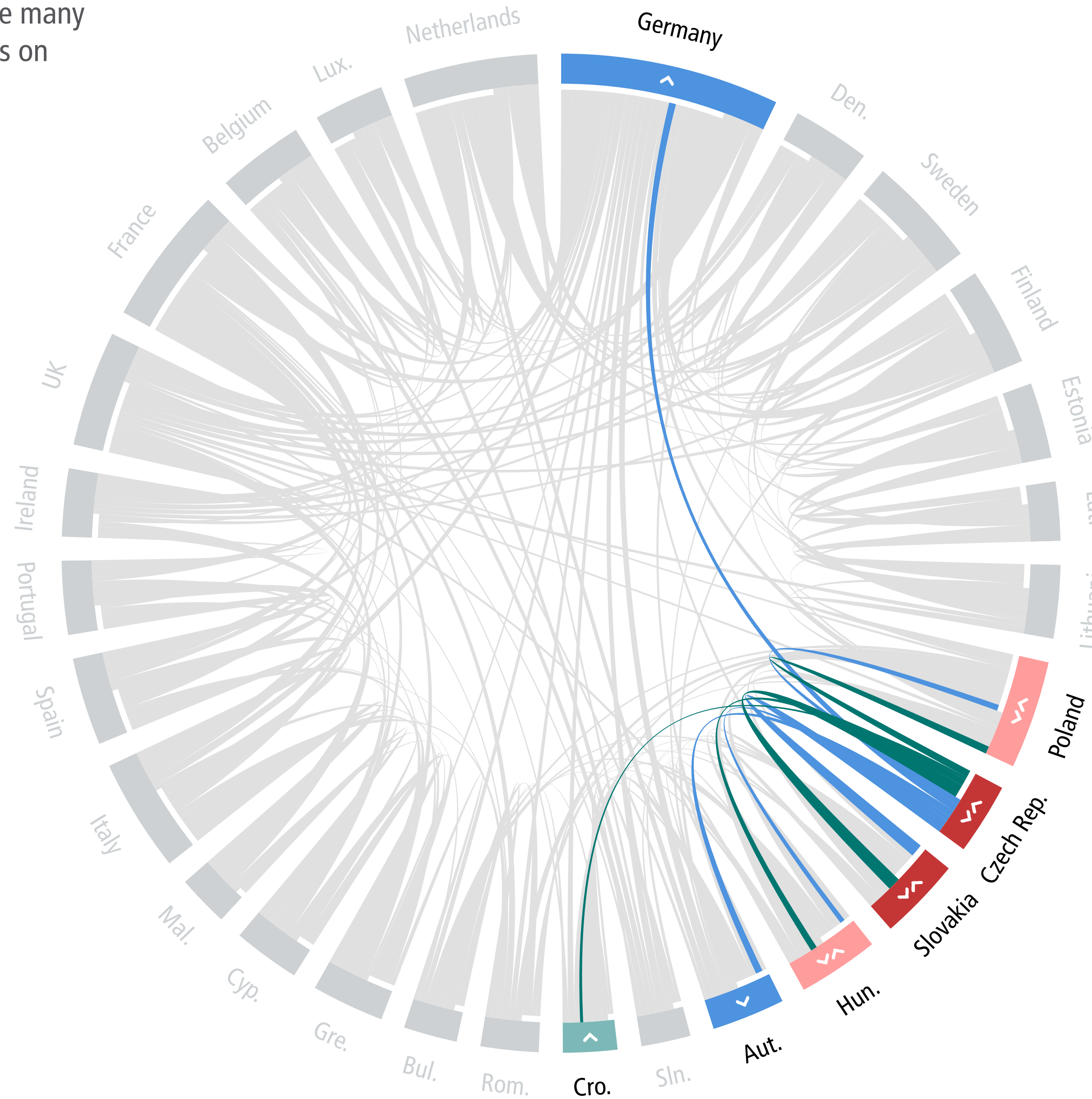
**Q2** "Which EU member states generally share many of your country's longer standing interests on EU policy? (select up to five)"

EU	<	○	Affluent Seven	<	>
Big Six	<	>	Southern Seven	<	>
Founding Six	<	>	Visegrád Four	<	>

---

Austria	<	>	○	Italy	<	>	○
Belgium	<	>	○	Latvia	<	>	○
Bulgaria	<	>	○	Lithuania	<	>	○
Croatia	<	>	○	Luxembourg	<	>	○
Cyprus	<	>	○	Malta	<	>	○
<b>Czech R.</b>	<	>	●	Netherlands	<	>	○
Denmark	<	>	○	Poland	<	>	○
Estonia	<	>	○	Portugal	<	>	○
Finland	<	>	○	Romania	<	>	○
France	<	>	○	Slovakia	<	>	○
Germany	<	>	○	Slovenia	<	>	○
Greece	<	>	○	Spain	<	>	○
Hungary	<	>	○	Sweden	<	>	○
Ireland	<	>	○	UK	<	>	○

- Preferences Overview
- Most Contacted
- Shared Interests
- Most Responsive
- Most Disappointing
- Commitment to Deeper Integration



**Shared votes**

stronger share    weaker share

■ Cze 26%    ● Slk 26%    ●  
■ Pol 15%    ● Cze 12%    ●  
■ Hun 13%    ● Cze 10%    ●

**Lopsided votes**

▶ Only sending to

14% ■ Austria  
14% ■ Germany

◀ Only receiving from

6% ■ Croatia

Rounded results. Shares below 5% not shown.

# Shared Interests Votes for Denmark by Denmark Network

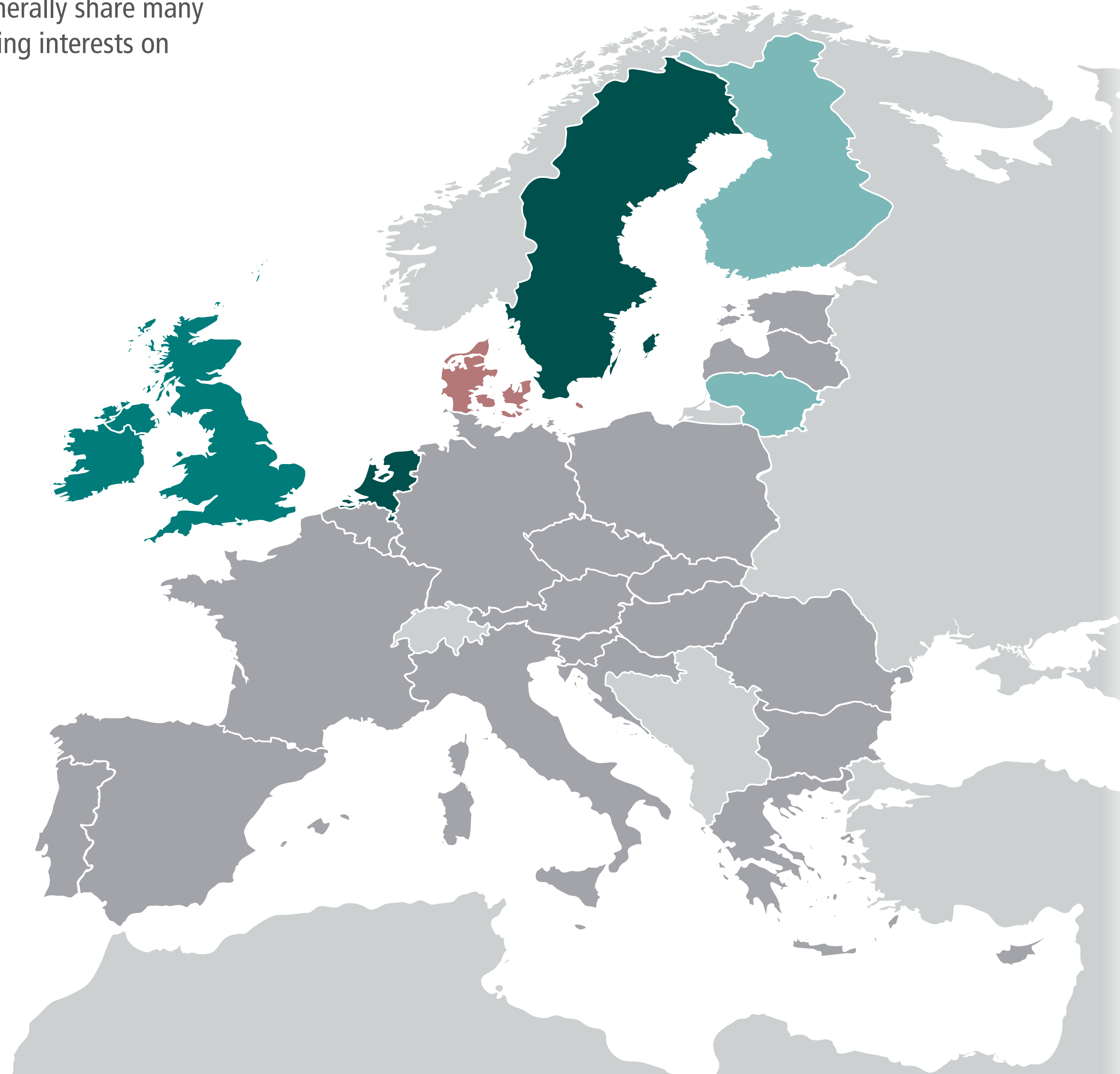
**Q2** "Which EU member states generally share many of your country's longer standing interests on EU policy? (select up to five)"

EU	<	<input type="radio"/>	Affluent Seven	<	>
Big Six	<	>	Southern Seven	<	>
Founding Six	<	>	Visegrád Four	<	>

---

Austria	<	>	<input type="radio"/>	Italy	<	>	<input type="radio"/>
Belgium	<	>	<input type="radio"/>	Latvia	<	>	<input type="radio"/>
Bulgaria	<	>	<input type="radio"/>	Lithuania	<	>	<input type="radio"/>
Croatia	<	>	<input type="radio"/>	Luxembourg	<	>	<input type="radio"/>
Cyprus	<	>	<input type="radio"/>	Malta	<	>	<input type="radio"/>
Czech R.	<	>	<input type="radio"/>	Netherlands	<	>	<input type="radio"/>
<b>Denmark</b>	<	>	<input checked="" type="radio"/>	Poland	<	>	<input type="radio"/>
Estonia	<	>	<input type="radio"/>	Portugal	<	>	<input type="radio"/>
Finland	<	>	<input type="radio"/>	Romania	<	>	<input type="radio"/>
France	<	>	<input type="radio"/>	Slovakia	<	>	<input type="radio"/>
Germany	<	>	<input type="radio"/>	Slovenia	<	>	<input type="radio"/>
Greece	<	>	<input type="radio"/>	Spain	<	>	<input type="radio"/>
Hungary	<	>	<input type="radio"/>	Sweden	<	>	<input type="radio"/>
Ireland	<	>	<input type="radio"/>	UK	<	>	<input type="radio"/>

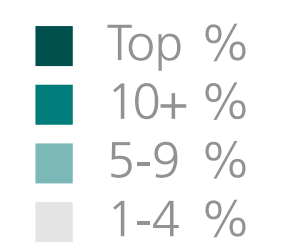
- Preferences Overview
- Most Contacted
- Shared Interests**
- Most Responsive
- Most Disappointing
- Commitment to Deeper Integration



Of 3250 votes by 831 respondents, Denmark received 109 (3.4%)

6%	Affluent 7	Share of votes by group
3%	Founding 6	
2%	Big 6	
1%	Visegrád 4	

15%	Netherlands	Share of votes by country
15%	Sweden	
13%	UK	
12%	Ireland	
5%	Finland	
5%	Lithuania	
4%	Estonia	
3%	Latvia	
2%	Austria	
2%	Romania	
2%	Slovenia	
1%	Czech Rep.	
1%	Germany	
1%	Hungary	
1%	Italy	
1%	Slovakia	
1%	Spain	



Rounded results. 0% shares not shown.



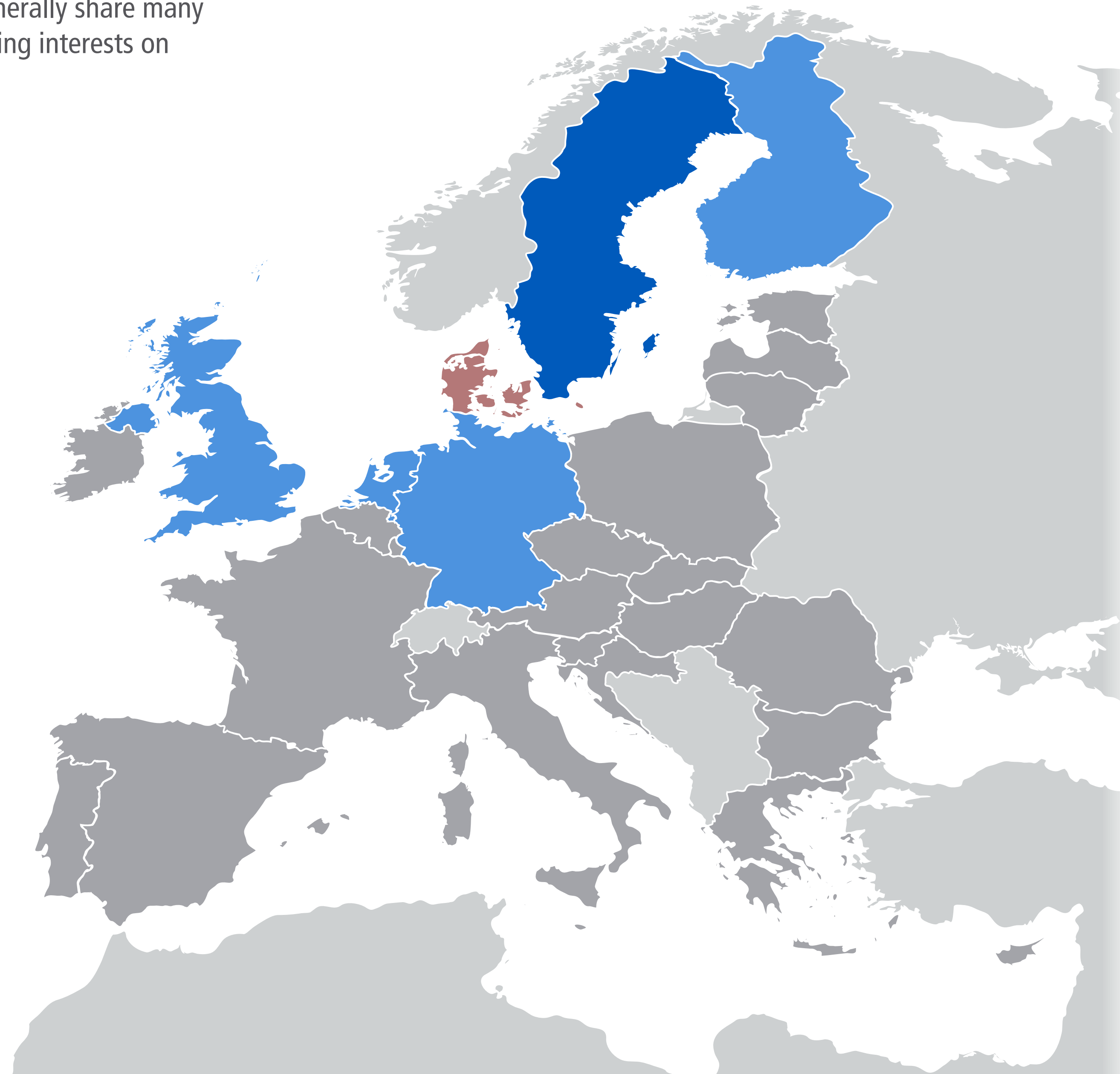
# Shared Interests Votes for Denmark by Denmark Network

**Q2** "Which EU member states generally share many of your country's longer standing interests on EU policy? (select up to five)"

- EU  Affluent Seven
- Big Six  Southern Seven
- Founding Six  Visegrád Four

- |   |                                   |
|---|-----------------------------------|
| Austria <input type="radio"/>                   | Italy <input type="radio"/>       |
| Belgium <input type="radio"/>                   | Latvia <input type="radio"/>      |
| Bulgaria <input type="radio"/>                  | Lithuania <input type="radio"/>   |
| Croatia <input type="radio"/>                   | Luxembourg <input type="radio"/>  |
| Cyprus <input type="radio"/>                    | Malta <input type="radio"/>       |
| Czech R. <input type="radio"/>                  | Netherlands <input type="radio"/> |
| <b>Denmark <input checked="" type="radio"/></b> | Poland <input type="radio"/>      |
| Estonia <input type="radio"/>                   | Portugal <input type="radio"/>    |
| Finland <input type="radio"/>                   | Romania <input type="radio"/>     |
| France <input type="radio"/>                    | Slovakia <input type="radio"/>    |
| Germany <input type="radio"/>                   | Slovenia <input type="radio"/>    |
| Greece <input type="radio"/>                    | Spain <input type="radio"/>       |
| Hungary <input type="radio"/>                   | Sweden <input type="radio"/>      |
| Ireland <input type="radio"/>                   | UK <input type="radio"/>          |

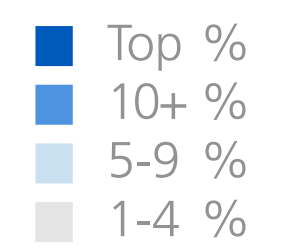
- Preferences Overview
- Most Contacted
- Shared Interests**
- Most Responsive
- Most Disappointing
- Commitment to Deeper Integration



Of 99 votes by 25 respondents, Sweden received the most: 21

57%	Affluent 7	Share of votes for group
40%	Founding 6	
33%	Big 6	
2%	Southern 7	

21%	Sweden	Share of votes for country
18%	Germany	
17%	Netherlands	
14%	Finland	
13%	UK	
4%	Ireland	
2%	Belgium	
2%	Estonia	
2%	France	
2%	Latvia	
1%	Austria	
1%	Lithuania	
1%	Luxembourg	
1%	Slovenia	



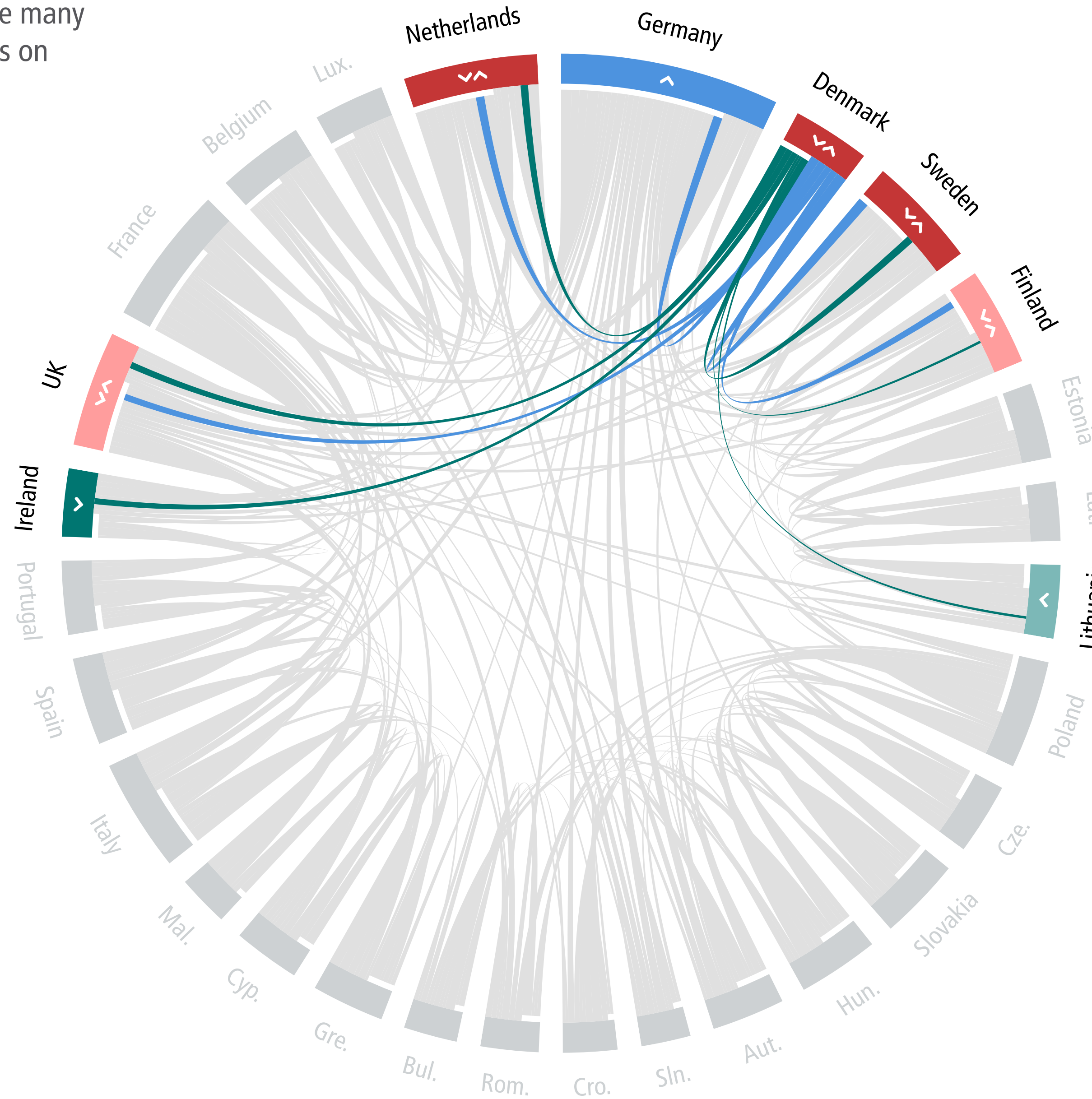
Rounded results. 0% shares not shown.

# Shared Interests Votes for Denmark by Denmark Network

**Q2** "Which EU member states generally share many of your country's longer standing interests on EU policy? (select up to five)"

EU	<	○	Affluent Seven	<	>		
Big Six	<	>	Southern Seven	<	>		
Founding Six	<	>	Visegrád Four	<	>		
Austria	<	>	○	Italy	<	>	○
Belgium	<	>	○	Latvia	<	>	○
Bulgaria	<	>	○	Lithuania	<	>	○
Croatia	<	>	○	Luxembourg	<	>	○
Cyprus	<	>	○	Malta	<	>	○
Czech R.	<	>	○	Netherlands	<	>	○
<b>Denmark</b>	<	>	●	Poland	<	>	○
Estonia	<	>	○	Portugal	<	>	○
Finland	<	>	○	Romania	<	>	○
France	<	>	○	Slovakia	<	>	○
Germany	<	>	○	Slovenia	<	>	○
Greece	<	>	○	Spain	<	>	○
Hungary	<	>	○	Sweden	<	>	○
Ireland	<	>	○	UK	<	>	○

- Preferences Overview
- Most Contacted
- Shared Interests**
- Most Responsive
- Most Disappointing
- Commitment to Deeper Integration



**Shared votes**

<b>stronger share</b>	<b>weaker share</b>
Den21%	Swe15%
Den17%	Net 15%
Den13%	UK 13%
Den14%	Fin 5%

**Lopsided votes**

<b>Only sending to</b>	18% Germany
<b>Only receiving from</b>	12% Ireland
	5% Lithuania

Rounded results. Shares below 5% not shown.



# Shared Interests Votes for Estonia by Estonia Network

**Q2** "Which EU member states generally share many of your country's longer standing interests on EU policy? (select up to five)"

- EU  Affluent Seven
- Big Six  Southern Seven
- Founding Six  Visegrád Four

- |   |                                   |
|---|-----------------------------------|
| Austria <input type="radio"/>                   | Italy <input type="radio"/>       |
| Belgium <input type="radio"/>                   | Latvia <input type="radio"/>      |
| Bulgaria <input type="radio"/>                  | Lithuania <input type="radio"/>   |
| Croatia <input type="radio"/>                   | Luxembourg <input type="radio"/>  |
| Cyprus <input type="radio"/>                    | Malta <input type="radio"/>       |
| Czech R. <input type="radio"/>                  | Netherlands <input type="radio"/> |
| Denmark <input type="radio"/>                   | Poland <input type="radio"/>      |
| <b>Estonia <input checked="" type="radio"/></b> | Portugal <input type="radio"/>    |
| Finland <input type="radio"/>                   | Romania <input type="radio"/>     |
| France <input type="radio"/>                    | Slovakia <input type="radio"/>    |
| Germany <input type="radio"/>                   | Slovenia <input type="radio"/>    |
| Greece <input type="radio"/>                    | Spain <input type="radio"/>       |
| Hungary <input type="radio"/>                   | Sweden <input type="radio"/>      |
| Ireland <input type="radio"/>                   | UK <input type="radio"/>          |

Preferences Overview


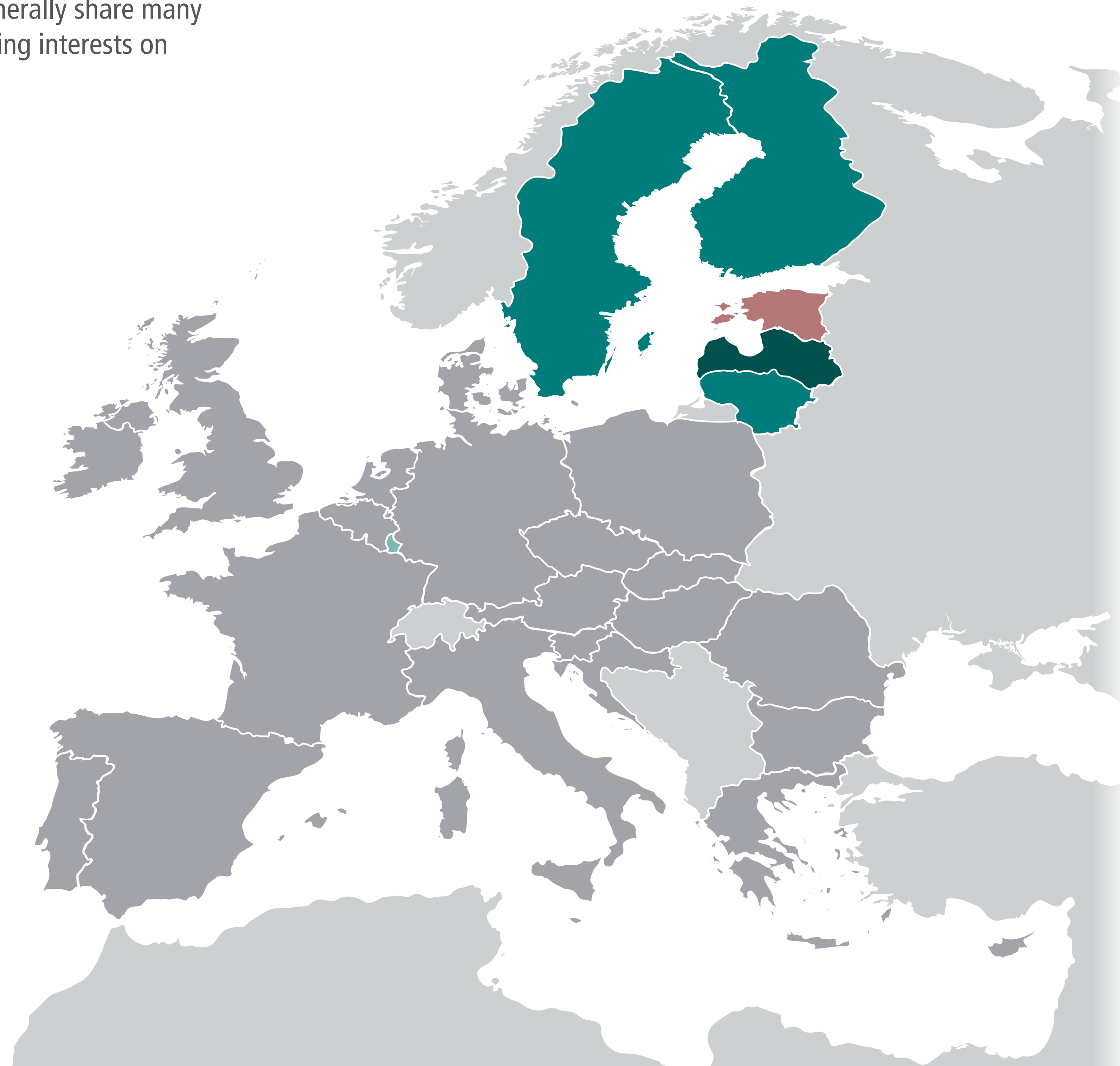
Most Contacted

**Shared Interests**

Most Responsive

Most Disappointing

Commitment to Deeper Integration



Of 3250 votes by 831 respondents, Estonia received 119 (3.7%)

5%	Affluent 7	Share of votes by group
2%	Big 6	
2%	Founding 6	
1%	Southern 7	
1%	Visegrád 4	

26%	Latvia	Share of votes by country
20%	Lithuania	
14%	Finland	
10%	Sweden	
5%	Luxembourg	
4%	Ireland	
4%	Romania	
4%	UK	
3%	Slovakia	
3%	Slovenia	
2%	Cyprus	
2%	Denmark	
2%	France	
2%	Germany	
2%	Poland	
1%	Austria	
1%	Bulgaria	
1%	Italy	
1%	Netherlands	
1%	Spain	

- Top %
- 10+ %
- 5-9 %
- 1-4 %

Rounded results. 0% shares not shown.

# Shared Interests Votes for Estonia by Estonia Network

**Q2** "Which EU member states generally share many of your country's longer standing interests on EU policy? (select up to five)"

EU	<	<input type="radio"/>	Affluent Seven	<	>
Big Six	<	>	Southern Seven	<	>
Founding Six	<	>	Visegrád Four	<	>

---

Austria	<	>	<input type="radio"/>	Italy	<	>	<input type="radio"/>
Belgium	<	>	<input type="radio"/>	Latvia	<	>	<input type="radio"/>
Bulgaria	<	>	<input type="radio"/>	Lithuania	<	>	<input type="radio"/>
Croatia	<	>	<input type="radio"/>	Luxembourg	<	>	<input type="radio"/>
Cyprus	<	>	<input type="radio"/>	Malta	<	>	<input type="radio"/>
Czech R.	<	>	<input type="radio"/>	Netherlands	<	>	<input type="radio"/>
Denmark	<	>	<input type="radio"/>	Poland	<	>	<input type="radio"/>
<b>Estonia</b>	<	>	<input checked="" type="radio"/>	Portugal	<	>	<input type="radio"/>
Finland	<	>	<input type="radio"/>	Romania	<	>	<input type="radio"/>
France	<	>	<input type="radio"/>	Slovakia	<	>	<input type="radio"/>
Germany	<	>	<input type="radio"/>	Slovenia	<	>	<input type="radio"/>
Greece	<	>	<input type="radio"/>	Spain	<	>	<input type="radio"/>
Hungary	<	>	<input type="radio"/>	Sweden	<	>	<input type="radio"/>
Ireland	<	>	<input type="radio"/>	UK	<	>	<input type="radio"/>

Preferences Overview

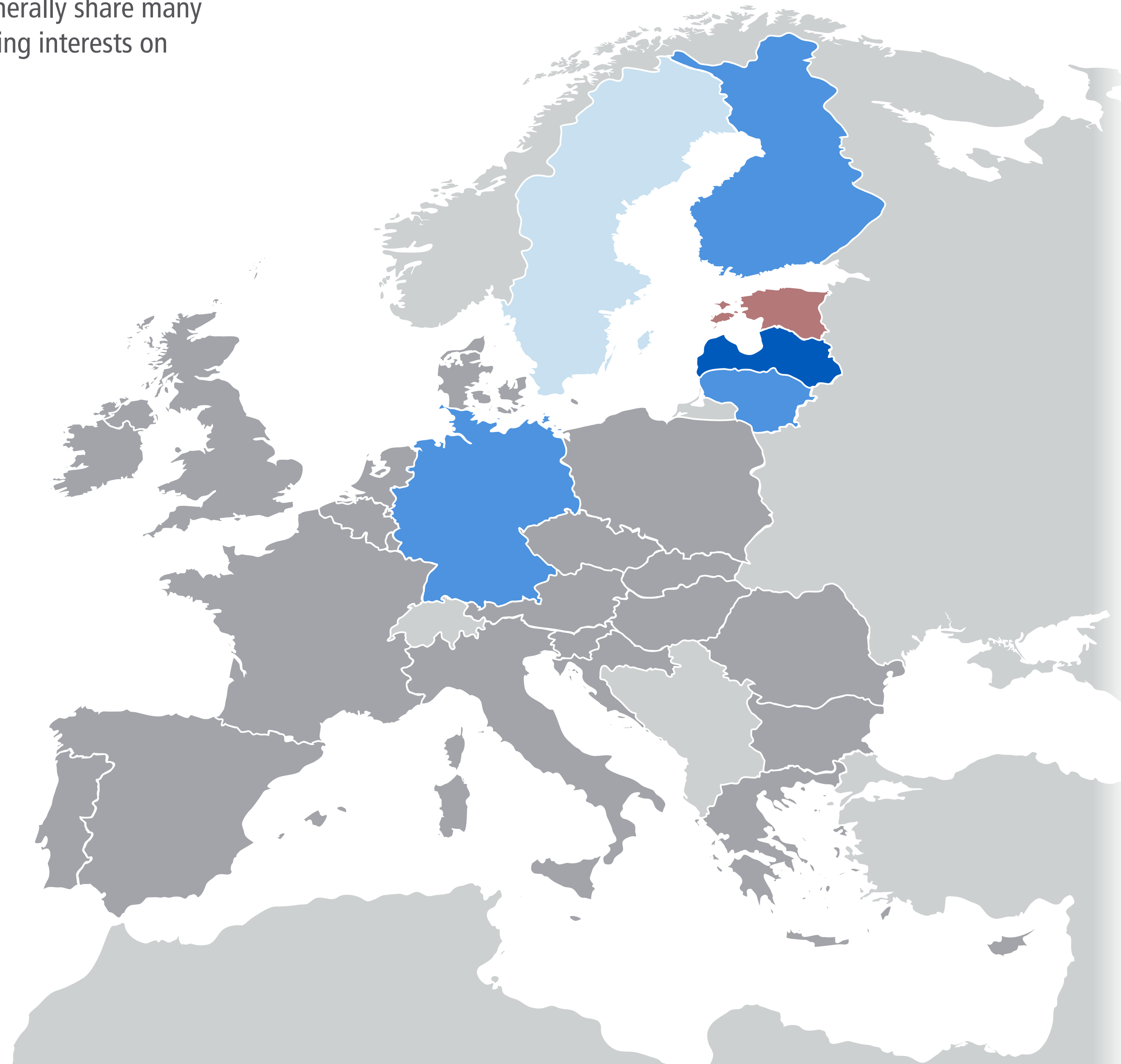
Most Contacted

**Shared Interests**

Most Responsive

Most Disappointing

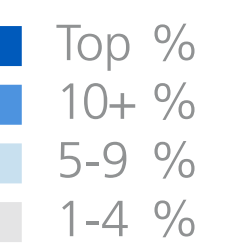
Commitment to Deeper Integration



Of 93 votes by 21 respondents, Latvia received the most: 19

35%	Affluent 7	Share of votes for group
22%	Big 6	
18%	Founding 6	
8%	Visegrád 4	
3%	Southern 7	

20%	Latvia	Share of votes for country
19%	Finland	
15%	Lithuania	
10%	Germany	
5%	Sweden	
4%	Denmark	
4%	Netherlands	
4%	Poland	
4%	UK	
2%	Czech Rep.	
2%	France	
2%	Ireland	
1%	Belgium	
1%	Bulgaria	
1%	Hungary	
1%	Luxembourg	
1%	Slovenia	
1%	Spain	



Rounded results. 0% shares not shown.



# Shared Interests Votes for Estonia by Estonia Network

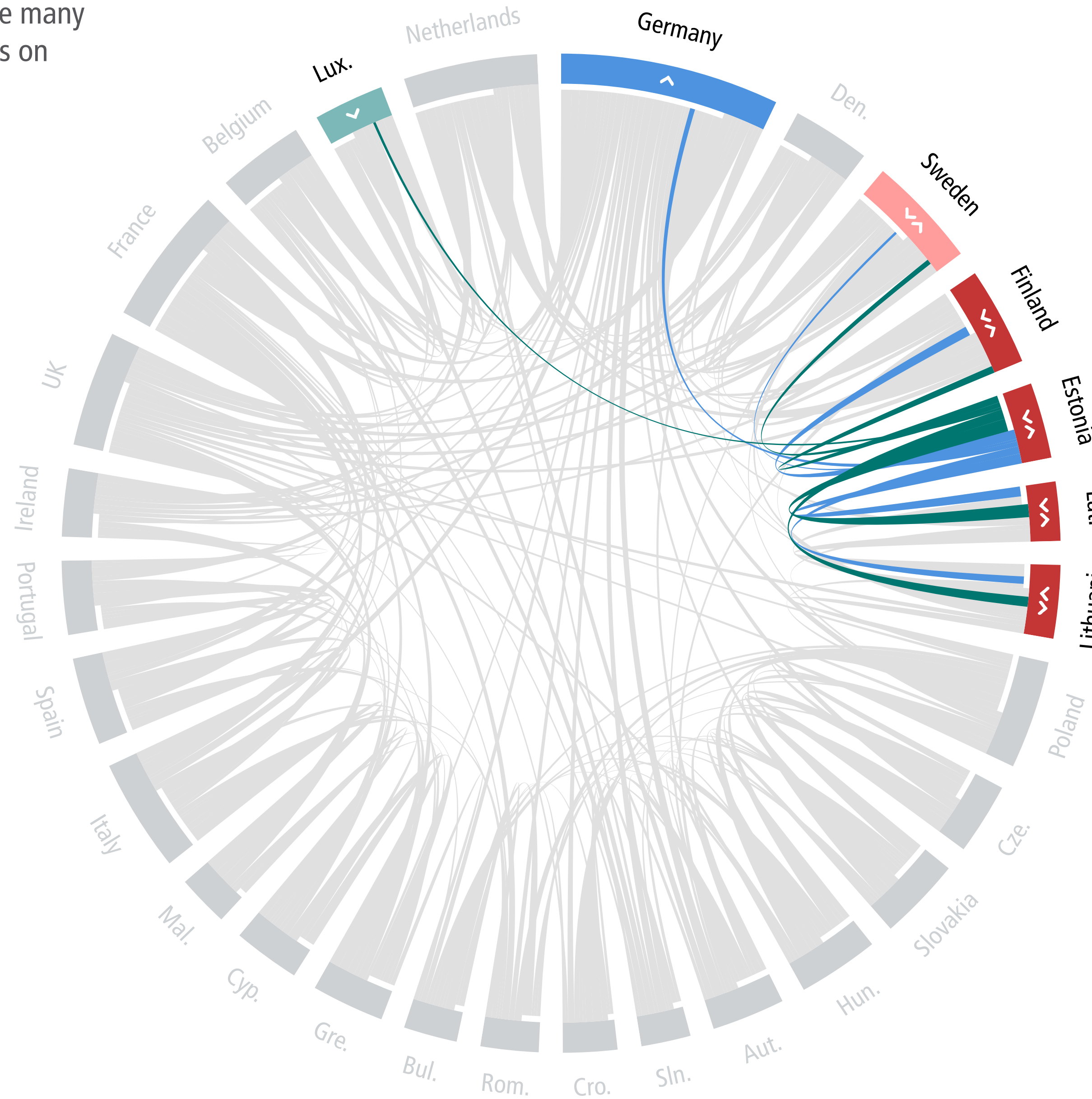
**Q2** "Which EU member states generally share many of your country's longer standing interests on EU policy? (select up to five)"

EU	<	○	Affluent Seven	<	>
Big Six	<	>	Southern Seven	<	>
Founding Six	<	>	Visegrád Four	<	>

---

Austria	<	>	○	Italy	<	>	○
Belgium	<	>	○	Latvia	<	>	○
Bulgaria	<	>	○	Lithuania	<	>	○
Croatia	<	>	○	Luxembourg	<	>	○
Cyprus	<	>	○	Malta	<	>	○
Czech R.	<	>	○	Netherlands	<	>	○
Denmark	<	>	○	Poland	<	>	○
<b>Estonia</b>	<	>	●	Portugal	<	>	○
Finland	<	>	○	Romania	<	>	○
France	<	>	○	Slovakia	<	>	○
Germany	<	>	○	Slovenia	<	>	○
Greece	<	>	○	Spain	<	>	○
Hungary	<	>	○	Sweden	<	>	○
Ireland	<	>	○	UK	<	>	○

- Preferences Overview
- Most Contacted
- Shared Interests**
- Most Responsive
- Most Disappointing
- Commitment to Deeper Integration



**Shared votes**

stronger share    weaker share

█ Lat 26%    ● Est 20%    ●  
█ Lit 20%    ● Est 15%    ●  
█ Est 19%    ● Fin 14%    ●  
█ Swe10%    ● Est 5%    ●

---

**Lopsided votes**

> Only sending to  
 10% █ Germany

< Only receiving from  
 5% █ Luxembourg

Rounded results. Shares below 5% not shown.

# Shared Interests Votes for Finland by Finland Network

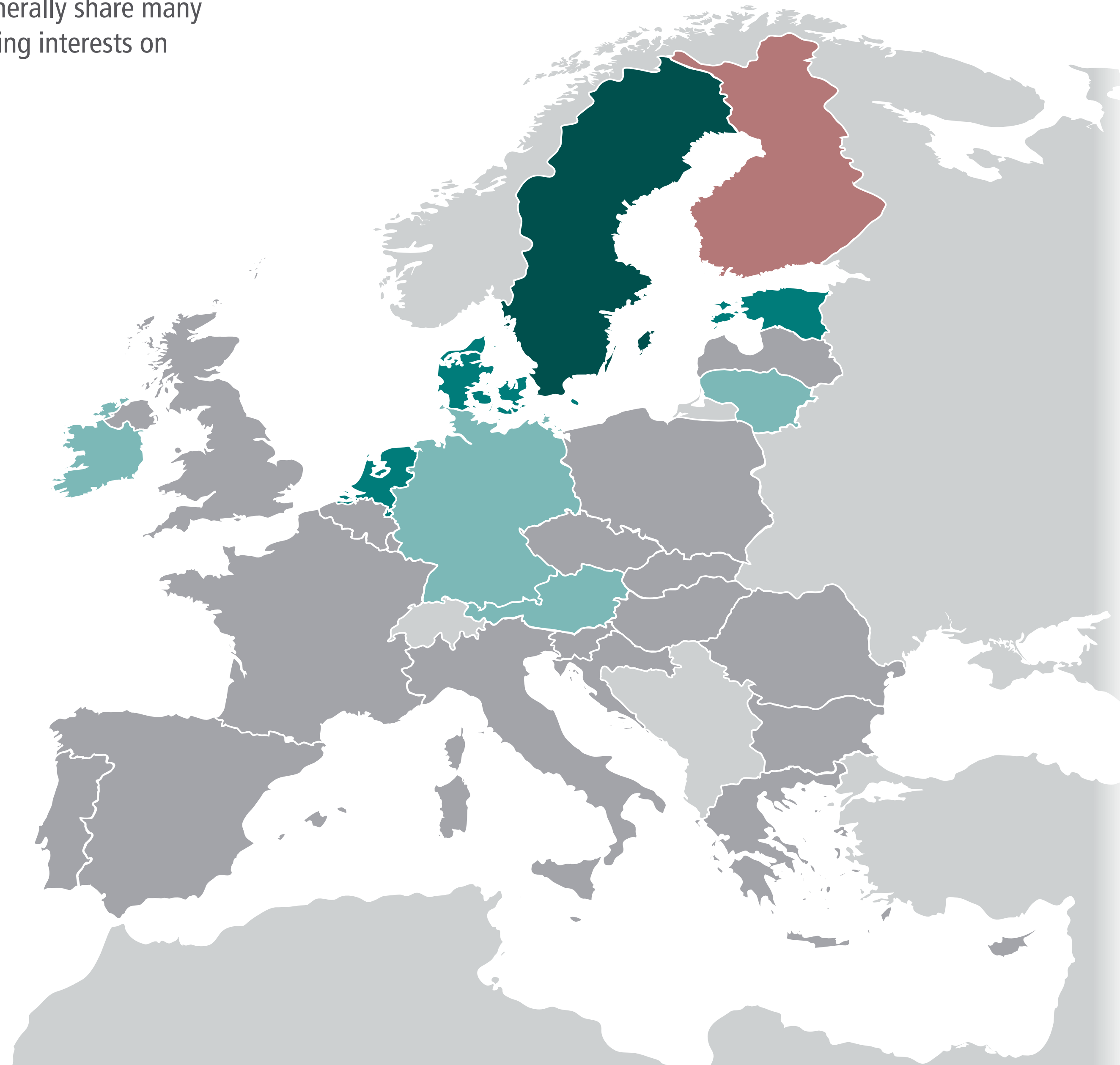
**Q2** "Which EU member states generally share many of your country's longer standing interests on EU policy? (select up to five)"

EU	<	<input type="radio"/>	Affluent Seven	<	>
Big Six	<	>	Southern Seven	<	>
Founding Six	<	>	Visegrád Four	<	>

---

Austria	<	>	<input type="radio"/>	Italy	<	>	<input type="radio"/>
Belgium	<	>	<input type="radio"/>	Latvia	<	>	<input type="radio"/>
Bulgaria	<	>	<input type="radio"/>	Lithuania	<	>	<input type="radio"/>
Croatia	<	>	<input type="radio"/>	Luxembourg	<	>	<input type="radio"/>
Cyprus	<	>	<input type="radio"/>	Malta	<	>	<input type="radio"/>
Czech R.	<	>	<input type="radio"/>	Netherlands	<	>	<input type="radio"/>
Denmark	<	>	<input type="radio"/>	Poland	<	>	<input type="radio"/>
Estonia	<	>	<input type="radio"/>	Portugal	<	>	<input type="radio"/>
<b>Finland</b>	<	>	<input checked="" type="radio"/>	Romania	<	>	<input type="radio"/>
France	<	>	<input type="radio"/>	Slovakia	<	>	<input type="radio"/>
Germany	<	>	<input type="radio"/>	Slovenia	<	>	<input type="radio"/>
Greece	<	>	<input type="radio"/>	Spain	<	>	<input type="radio"/>
Hungary	<	>	<input type="radio"/>	Sweden	<	>	<input type="radio"/>
Ireland	<	>	<input type="radio"/>	UK	<	>	<input type="radio"/>

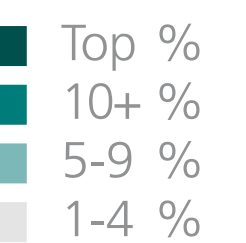
- Preferences Overview
- Most Contacted
- Shared Interests**
- Most Responsive
- Most Disappointing
- Commitment to Deeper Integration



Of 3250 votes by 831 respondents, Finland received 143 (4.4%)

9%	Affluent 7	Share of votes by group
4%	Founding 6	
3%	Big 6	
1%	Southern 7	
1%	Visegrád 4	

20%	Sweden	Share of votes by country
19%	Estonia	
14%	Denmark	
12%	Netherlands	
9%	Austria	
9%	Germany	
9%	Ireland	
6%	Lithuania	
4%	Latvia	
4%	UK	
3%	Luxembourg	
2%	Greece	
2%	Poland	
2%	Slovakia	
2%	Slovenia	
1%	France	
1%	Italy	
1%	Spain	



Rounded results. 0% shares not shown.



# Shared Interests Votes for Finland by Finland Network

**Q2** "Which EU member states generally share many of your country's longer standing interests on EU policy? (select up to five)"

- EU  Affluent Seven
- Big Six  Southern Seven
- Founding Six  Visegrád Four

- |                |                                  |             |                       |
|----------------|----------------------------------|-------------|-----------------------|
| Austria        | <input type="radio"/>            | Italy       | <input type="radio"/> |
| Belgium        | <input type="radio"/>            | Latvia      | <input type="radio"/> |
| Bulgaria       | <input type="radio"/>            | Lithuania   | <input type="radio"/> |
| Croatia        | <input type="radio"/>            | Luxembourg  | <input type="radio"/> |
| Cyprus         | <input type="radio"/>            | Malta       | <input type="radio"/> |
| Czech R.       | <input type="radio"/>            | Netherlands | <input type="radio"/> |
| Denmark        | <input type="radio"/>            | Poland      | <input type="radio"/> |
| Estonia        | <input type="radio"/>            | Portugal    | <input type="radio"/> |
| <b>Finland</b> | <input checked="" type="radio"/> | Romania     | <input type="radio"/> |
| France         | <input type="radio"/>            | Slovakia    | <input type="radio"/> |
| Germany        | <input type="radio"/>            | Slovenia    | <input type="radio"/> |
| Greece         | <input type="radio"/>            | Spain       | <input type="radio"/> |
| Hungary        | <input type="radio"/>            | Sweden      | <input type="radio"/> |
| Ireland        | <input type="radio"/>            | UK          | <input type="radio"/> |

Preferences Overview

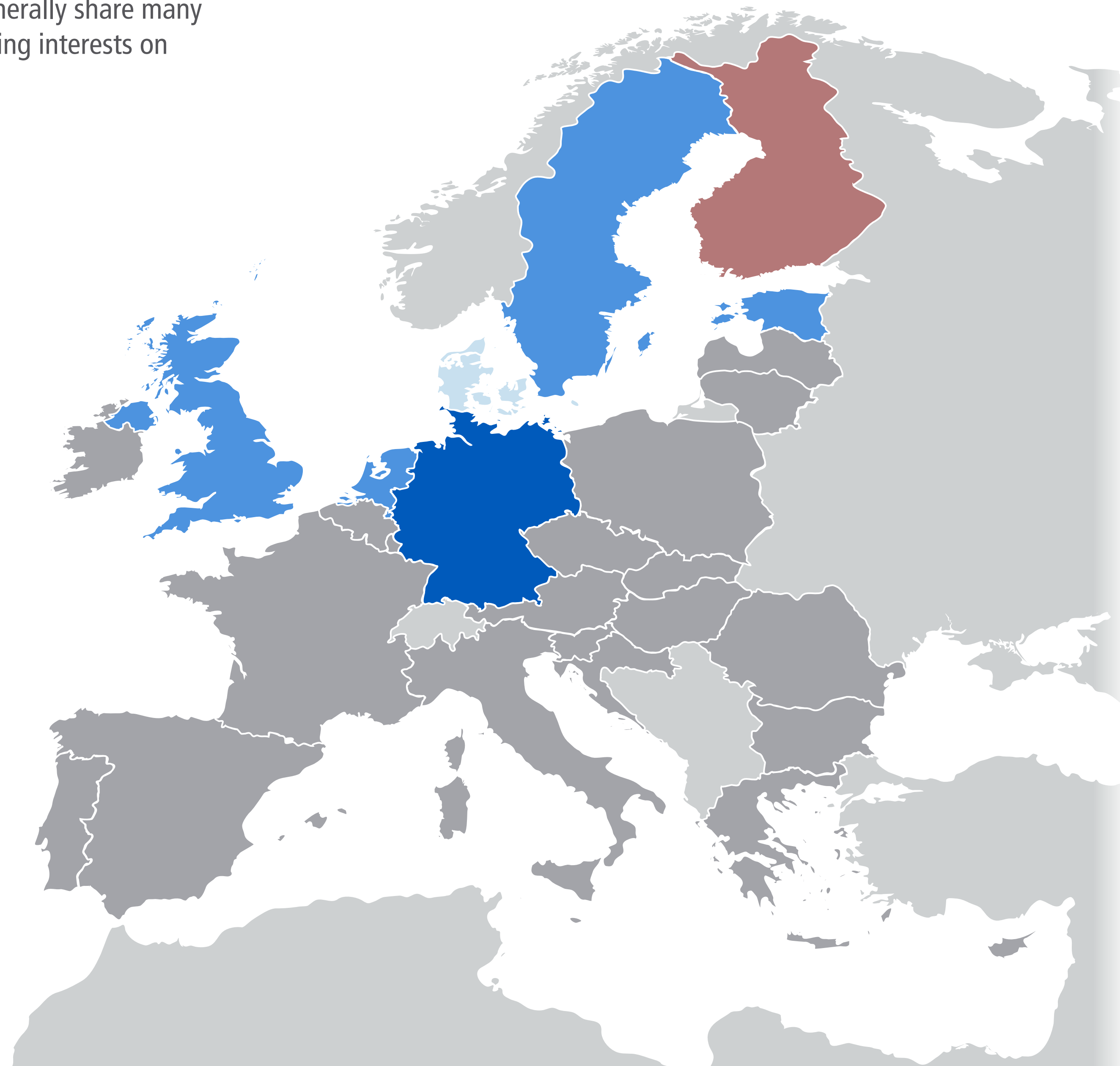
Most Contacted

**Shared Interests**

Most Responsive

Most Disappointing

Commitment to Deeper Integration



Of 119 votes by 28 respondents, Germany received the most: 26

- 45% Affluent 7
  - 44% Founding 6
  - 35% Big 6
  - 3% Southern 7
- Share of votes for group

- 22% Germany
  - 19% Sweden
  - 18% Netherlands
  - 14% Estonia
  - 11% UK
  - 5% Denmark
  - 4% Ireland
  - 3% France
  - 2% Austria
  - 1% Belgium
  - 1% Luxembourg
  - 1% Portugal
- Share of votes for country

- Top %
- 10+ %
- 5-9 %
- 1-4 %

Rounded results. 0% shares not shown.

# Shared Interests Votes for Finland by Finland Network

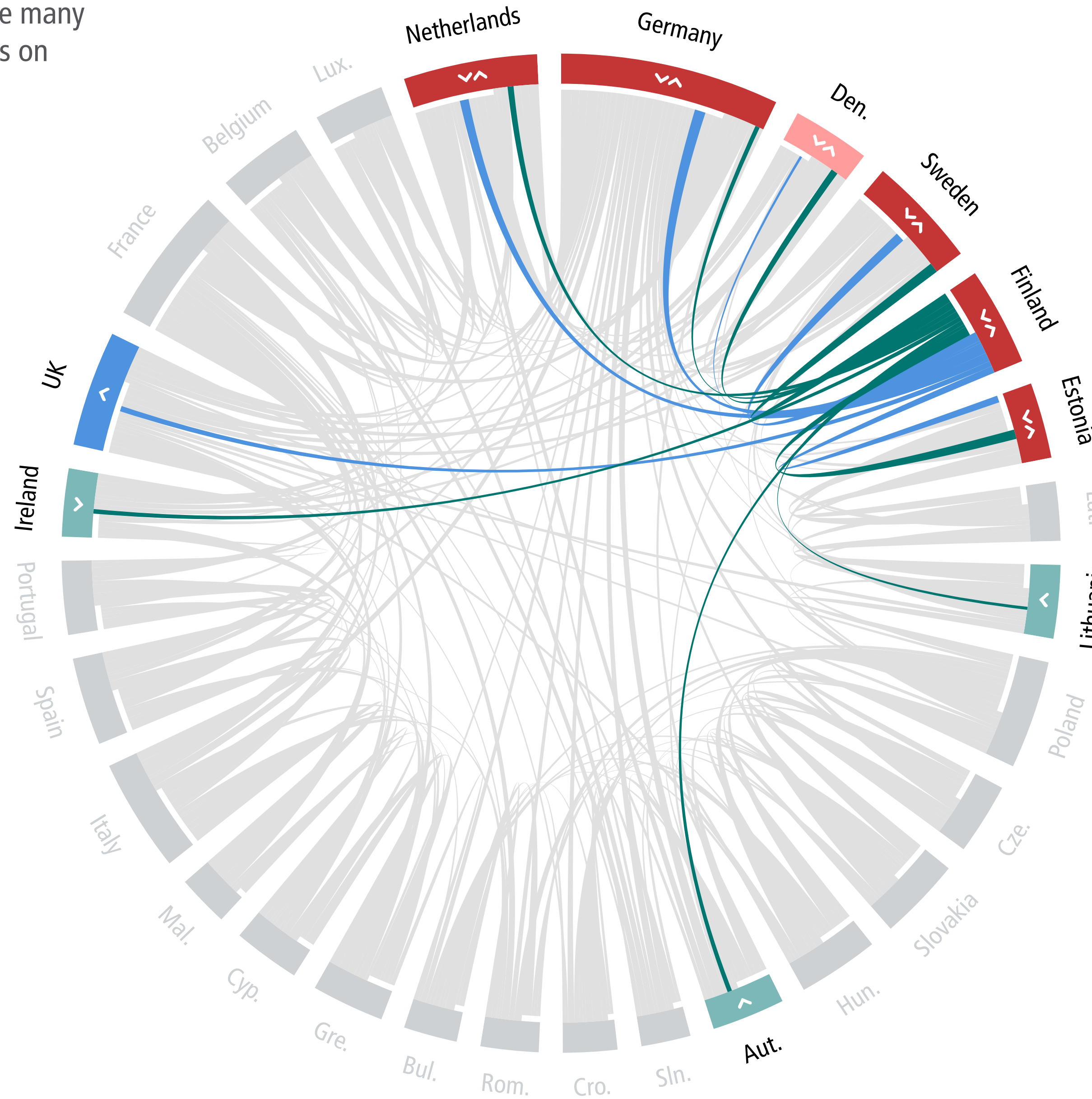
**Q2** "Which EU member states generally share many of your country's longer standing interests on EU policy? (select up to five)"

EU	<	○	Affluent Seven	<	>
Big Six	<	>	Southern Seven	<	>
Founding Six	<	>	Visegrád Four	<	>

Austria	<	>	○	Italy	<	>	○
Belgium	<	>	○	Latvia	<	>	○
Bulgaria	<	>	○	Lithuania	<	>	○
Croatia	<	>	○	Luxembourg	<	>	○
Cyprus	<	>	○	Malta	<	>	○
Czech R.	<	>	○	Netherlands	<	>	○
Denmark	<	>	○	Poland	<	>	○
Estonia	<	>	○	Portugal	<	>	○
<b>Finland</b>	<	>	●	Romania	<	>	○
France	<	>	○	Slovakia	<	>	○
Germany	<	>	○	Slovenia	<	>	○
Greece	<	>	○	Spain	<	>	○
Hungary	<	>	○	Sweden	<	>	○
Ireland	<	>	○	UK	<	>	○

- Preferences Overview
- Most Contacted
- Shared Interests**
- Most Responsive
- Most Disappointing
- Commitment to Deeper Integration



**Shared votes**

<b>stronger share</b>	<b>weaker share</b>
Swe20%	Fin 19%
Est 19%	Fin 14%
Fin 22%	Ger 9%
Fin 18%	Net 12%
Den14%	Fin 5%

**Lopsided votes**

- Only sending to**  
11% UK
- Only receiving from**  
9% Austria  
9% Ireland  
6% Lithuania

Rounded results. Shares below 5% not shown.



# Shared Interests Votes for France by France Network

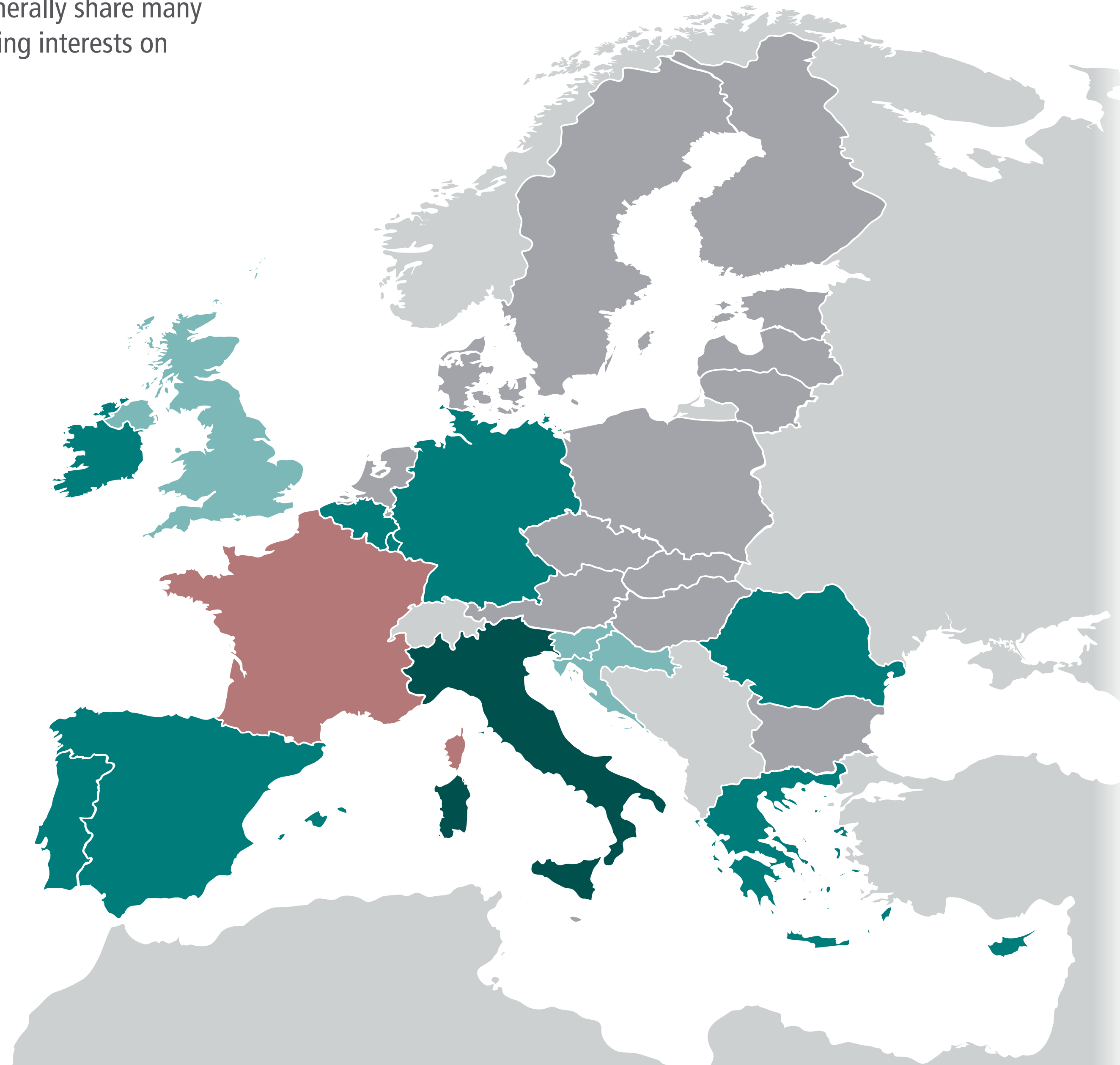
**Q2** "Which EU member states generally share many of your country's longer standing interests on EU policy? (select up to five)"

EU	<	<input type="radio"/>	Affluent Seven	<	>
Big Six	<	>	Southern Seven	<	>
Founding Six	<	>	Visegrád Four	<	>

---

Austria	<	>	<input type="radio"/>	Italy	<	>	<input type="radio"/>
Belgium	<	>	<input type="radio"/>	Latvia	<	>	<input type="radio"/>
Bulgaria	<	>	<input type="radio"/>	Lithuania	<	>	<input type="radio"/>
Croatia	<	>	<input type="radio"/>	Luxembourg	<	>	<input type="radio"/>
Cyprus	<	>	<input type="radio"/>	Malta	<	>	<input type="radio"/>
Czech R.	<	>	<input type="radio"/>	Netherlands	<	>	<input type="radio"/>
Denmark	<	>	<input type="radio"/>	Poland	<	>	<input type="radio"/>
Estonia	<	>	<input type="radio"/>	Portugal	<	>	<input type="radio"/>
Finland	<	>	<input type="radio"/>	Romania	<	>	<input type="radio"/>
<b>France</b>	<	>	<input checked="" type="radio"/>	Slovakia	<	>	<input type="radio"/>
Germany	<	>	<input type="radio"/>	Slovenia	<	>	<input type="radio"/>
Greece	<	>	<input type="radio"/>	Spain	<	>	<input type="radio"/>
Hungary	<	>	<input type="radio"/>	Sweden	<	>	<input type="radio"/>
Ireland	<	>	<input type="radio"/>	UK	<	>	<input type="radio"/>

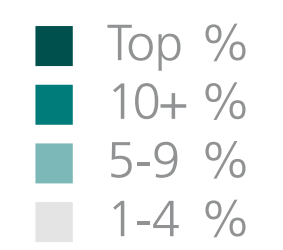
- Preferences Overview
- Most Contacted
- Shared Interests**
- Most Responsive
- Most Disappointing
- Commitment to Deeper Integration



Of 3250 votes by 831 respondents, France received 268 (8.2%)

14%	Southern 7	Share of votes by group
13%	Big 6	
13%	Founding 6	
5%	Affluent 7	
1%	Visegrád 4	

25%	Italy	Share of votes by country
22%	Spain	
20%	Germany	
19%	Portugal	
17%	Belgium	
15%	Greece	
15%	Romania	
14%	Cyprus	
12%	Luxembourg	
10%	Ireland	
9%	UK	
5%	Croatia	
5%	Slovenia	
3%	Bulgaria	
3%	Finland	
3%	Latvia	
3%	Netherlands	
3%	Sweden	
2%	Austria	
2%	Denmark	
2%	Estonia	
2%	Lithuania	
2%	Poland	
2%	Slovakia	



Rounded results. 0% shares not shown.

# Shared Interests Votes for France by France Network

**Q2** "Which EU member states generally share many of your country's longer standing interests on EU policy? (select up to five)"

- EU  Affluent Seven
- Big Six  Southern Seven
- Founding Six  Visegrád Four

- |  |                                   |
|--|-----------------------------------|
| Austria <input type="radio"/>                  | Italy <input type="radio"/>       |
| Belgium <input type="radio"/>                  | Latvia <input type="radio"/>      |
| Bulgaria <input type="radio"/>                 | Lithuania <input type="radio"/>   |
| Croatia <input type="radio"/>                  | Luxembourg <input type="radio"/>  |
| Cyprus <input type="radio"/>                   | Malta <input type="radio"/>       |
| Czech R. <input type="radio"/>                 | Netherlands <input type="radio"/> |
| Denmark <input type="radio"/>                  | Poland <input type="radio"/>      |
| Estonia <input type="radio"/>                  | Portugal <input type="radio"/>    |
| Finland <input type="radio"/>                  | Romania <input type="radio"/>     |
| <b>France <input checked="" type="radio"/></b> | Slovakia <input type="radio"/>    |
| Germany <input type="radio"/>                  | Slovenia <input type="radio"/>    |
| Greece <input type="radio"/>                   | Spain <input type="radio"/>       |
| Hungary <input type="radio"/>                  | Sweden <input type="radio"/>      |
| Ireland <input type="radio"/>                  | UK <input type="radio"/>          |

Preferences Overview


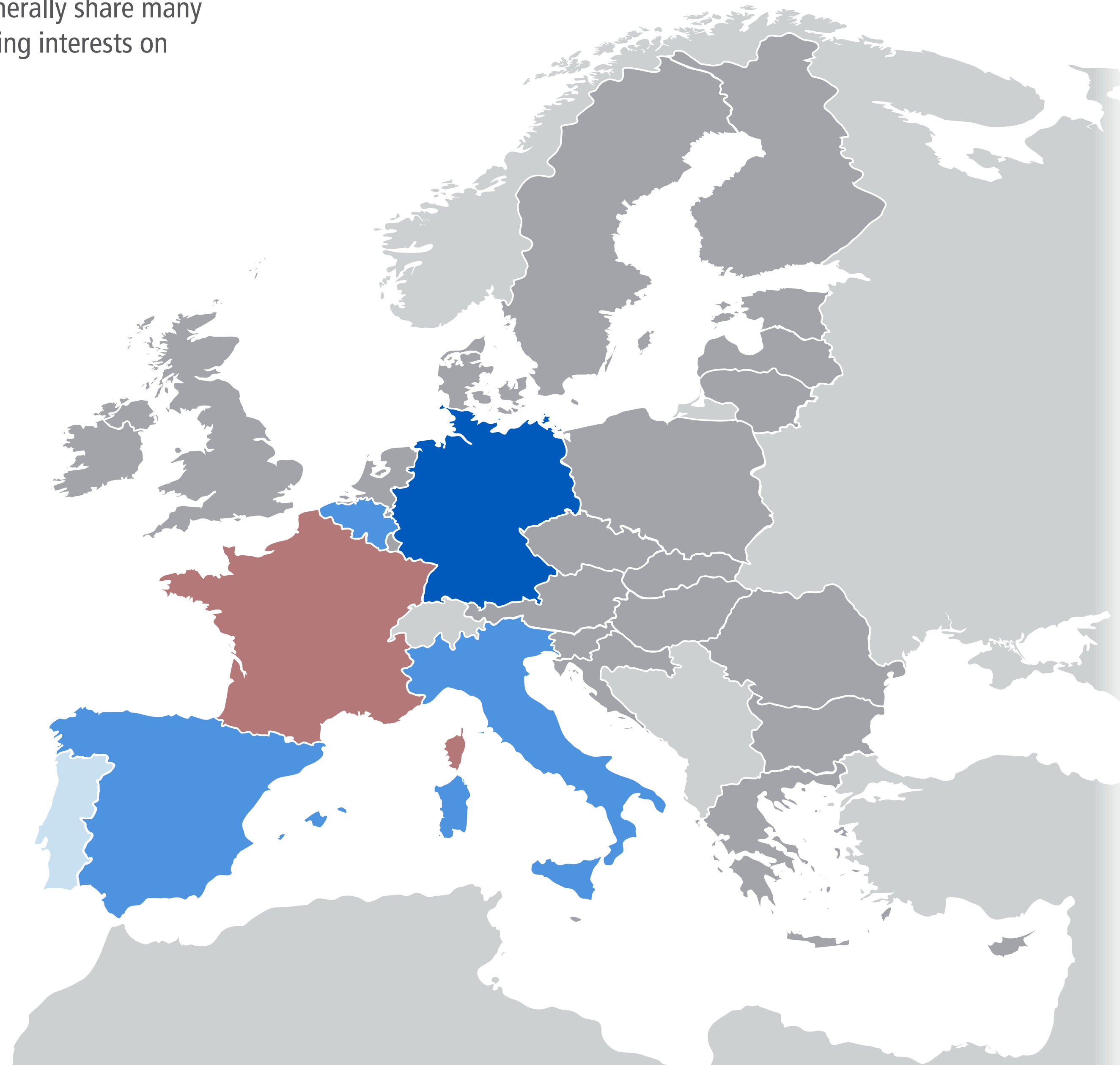
Most Contacted

**Shared Interests**

Most Responsive

Most Disappointing

Commitment to Deeper Integration



Of 236 votes by 57 respondents, Germany received the most: 51

58% Big 6  
58% Founding 6  
42% Southern 7  
25% Affluent 7

Share of votes for group

22% Germany  
17% Spain  
16% Italy  
15% Belgium  
7% Portugal  
4% Netherlands  
4% UK  
3% Greece  
3% Luxembourg  
2% Estonia  
2% Sweden  
1% Finland  
1% Ireland  
1% Latvia  
1% Lithuania  
1% Romania  
1% Slovenia

Share of votes for country

■ Top %  
■ 10+ %  
■ 5-9 %  
■ 1-4 %

Rounded results. 0% shares not shown.



# Shared Interests Votes for France by France Network

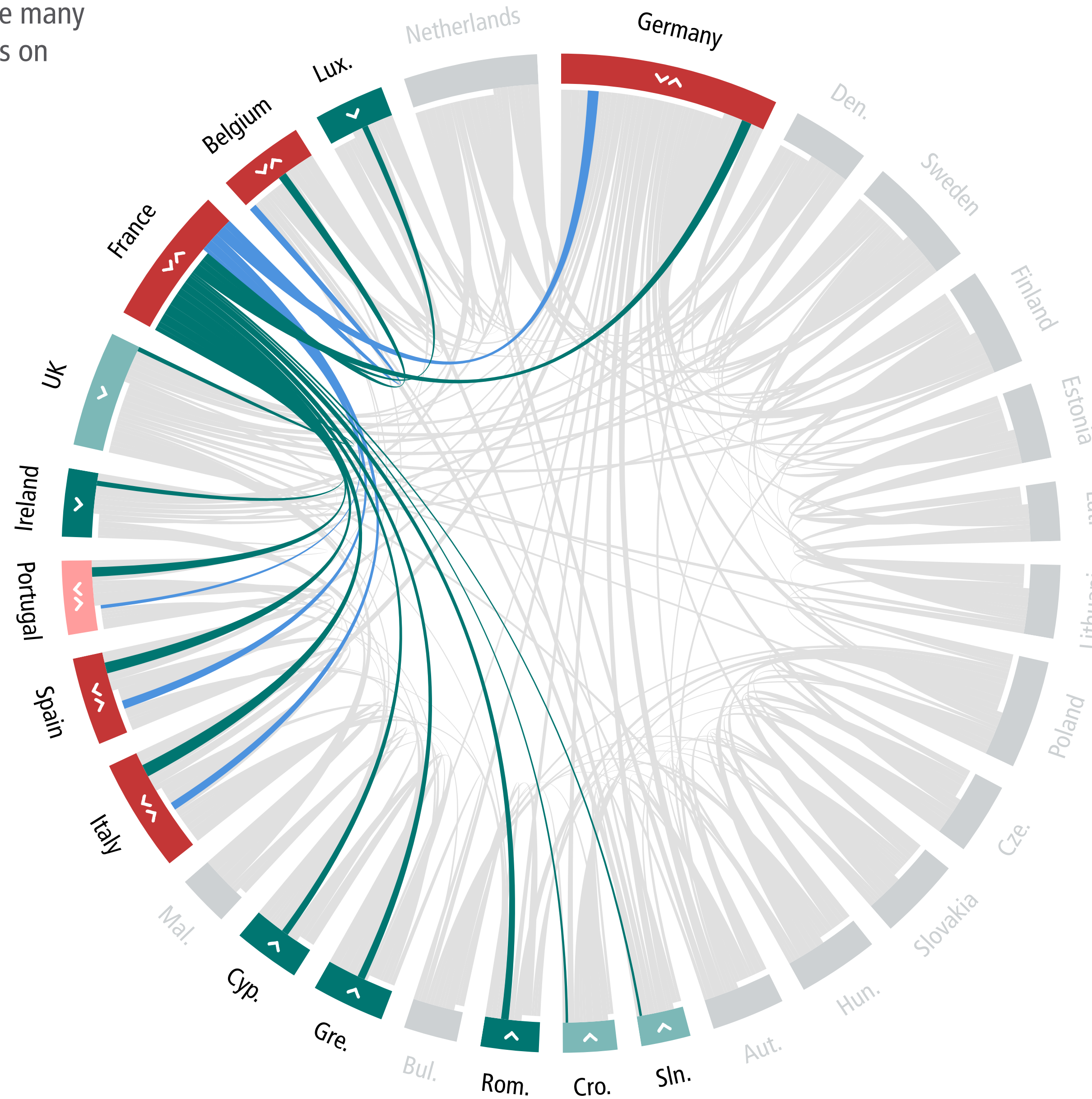
**Q2** "Which EU member states generally share many of your country's longer standing interests on EU policy? (select up to five)"

EU	<	○	Affluent Seven	<	>
Big Six	<	>	Southern Seven	<	>
Founding Six	<	>	Visegrád Four	<	>

Austria	<	>	○	Italy	<	>	○
Belgium	<	>	○	Latvia	<	>	○
Bulgaria	<	>	○	Lithuania	<	>	○
Croatia	<	>	○	Luxembourg	<	>	○
Cyprus	<	>	○	Malta	<	>	○
Czech R.	<	>	○	Netherlands	<	>	○
Denmark	<	>	○	Poland	<	>	○
Estonia	<	>	○	Portugal	<	>	○
Finland	<	>	○	Romania	<	>	○
<b>France</b>	<	>	●	Slovakia	<	>	○
Germany	<	>	○	Slovenia	<	>	○
Greece	<	>	○	Spain	<	>	○
Hungary	<	>	○	Sweden	<	>	○
Ireland	<	>	○	UK	<	>	○

- Preferences Overview
- Most Contacted
- Shared Interests**
- Most Responsive
- Most Disappointing
- Commitment to Deeper Integration



**Shared votes**

stronger share	weaker share
Fra 22%	Ger 20%
Ita 25%	Fra 16%
Spa 22%	Fra 17%
Bel 17%	Fra 15%
Por 19%	Fra 7%

**Lopsided votes**

**Only receiving from**

15%	Greece
15%	Romania
14%	Cyprus
12%	Luxembourg
10%	Ireland
9%	UK
5%	Croatia
5%	Slovenia

Rounded results. Shares below 5% not shown.

# Shared Interests Votes for Germany by Germany Network


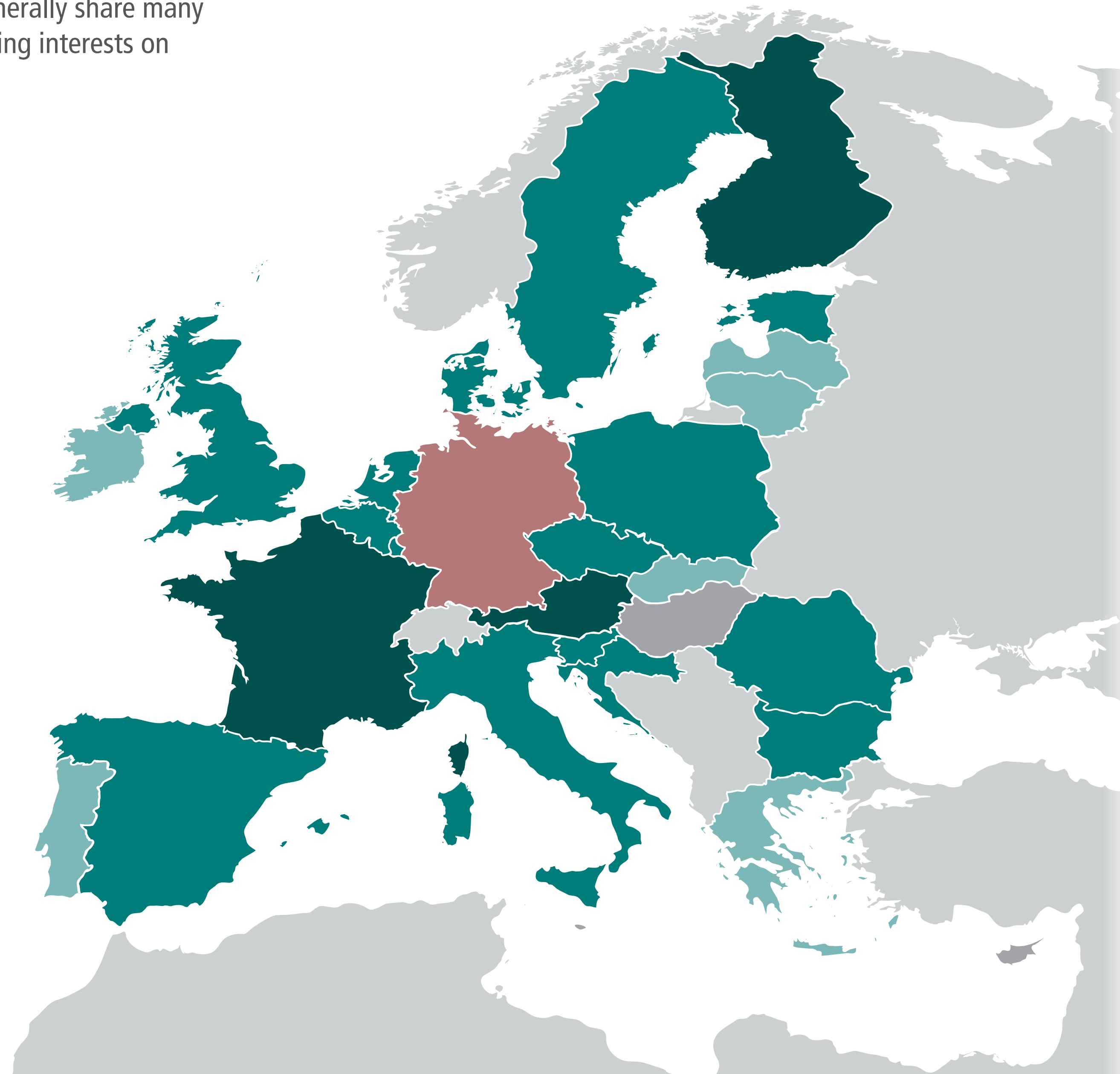
**Q2** "Which EU member states generally share many of your country's longer standing interests on EU policy? (select up to five)"

EU	<	<input type="radio"/>	Affluent Seven	<	>
Big Six	<	>	Southern Seven	<	>
Founding Six	<	>	Visegrád Four	<	>

---

Austria	<	>	<input type="radio"/>	Italy	<	>	<input type="radio"/>
Belgium	<	>	<input type="radio"/>	Latvia	<	>	<input type="radio"/>
Bulgaria	<	>	<input type="radio"/>	Lithuania	<	>	<input type="radio"/>
Croatia	<	>	<input type="radio"/>	Luxembourg	<	>	<input type="radio"/>
Cyprus	<	>	<input type="radio"/>	Malta	<	>	<input type="radio"/>
Czech R.	<	>	<input type="radio"/>	Netherlands	<	>	<input type="radio"/>
Denmark	<	>	<input type="radio"/>	Poland	<	>	<input type="radio"/>
Estonia	<	>	<input type="radio"/>	Portugal	<	>	<input type="radio"/>
Finland	<	>	<input type="radio"/>	Romania	<	>	<input type="radio"/>
France	<	>	<input type="radio"/>	Slovakia	<	>	<input type="radio"/>
<b>Germany</b>	<	>	<input checked="" type="radio"/>	Slovenia	<	>	<input type="radio"/>
Greece	<	>	<input type="radio"/>	Spain	<	>	<input type="radio"/>
Hungary	<	>	<input type="radio"/>	Sweden	<	>	<input type="radio"/>
Ireland	<	>	<input type="radio"/>	UK	<	>	<input type="radio"/>

- Preferences Overview
- Most Contacted
- Shared Interests**
- Most Responsive
- Most Disappointing
- Commitment to Deeper Integration



Of 3250 votes by 831 respondents, Germany received 406 (12.5%)

19%	Affluent 7	Share of votes by group
14%	Founding 6	
14%	Southern 7	
13%	Big 6	
12%	Visegrád 4	

22%	Austria	Share of votes by country
22%	Finland	
22%	France	
21%	Netherlands	
18%	Denmark	
18%	Sweden	
17%	Belgium	
17%	Italy	
17%	Slovenia	
16%	Luxembourg	
16%	Poland	
14%	Czech Rep.	
13%	Croatia	
12%	Spain	
11%	Bulgaria	
11%	Romania	
10%	Estonia	
10%	UK	
9%	Latvia	
9%	Portugal	
9%	Slovakia	
7%	Ireland	
6%	Greece	
5%	Lithuania	
3%	Hungary	
2%	Cyprus	

Rounded results. 0% shares not shown.



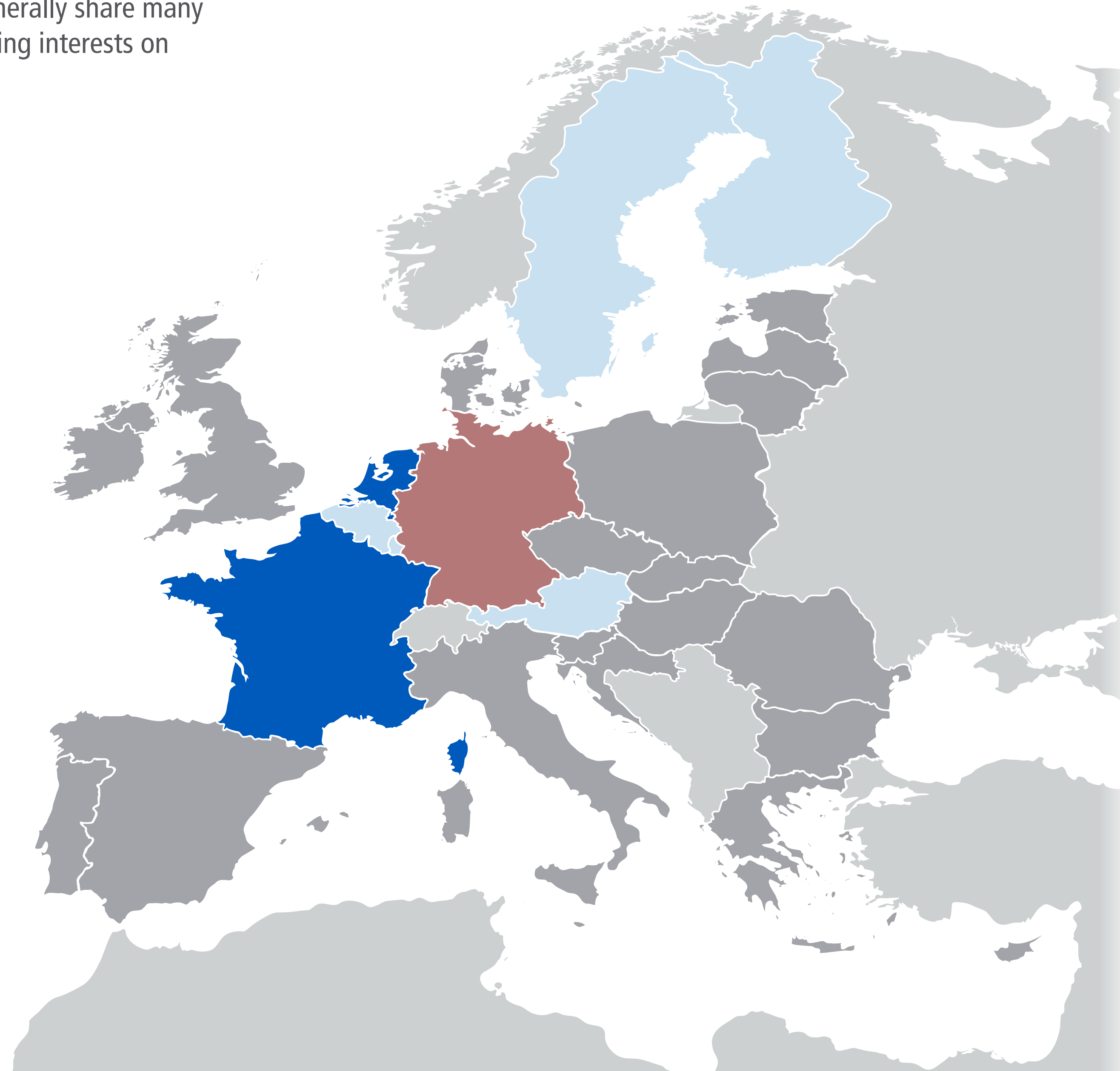
# Shared Interests Votes for Germany by Germany Network

**Q2** "Which EU member states generally share many of your country's longer standing interests on EU policy? (select up to five)"

- EU  Affluent Seven
- Big Six  Southern Seven
- Founding Six  Visegrád Four

- |                |                                  |             |                       |
|----------------|----------------------------------|-------------|-----------------------|
| Austria        | <input type="radio"/>            | Italy       | <input type="radio"/> |
| Belgium        | <input type="radio"/>            | Latvia      | <input type="radio"/> |
| Bulgaria       | <input type="radio"/>            | Lithuania   | <input type="radio"/> |
| Croatia        | <input type="radio"/>            | Luxembourg  | <input type="radio"/> |
| Cyprus         | <input type="radio"/>            | Malta       | <input type="radio"/> |
| Czech R.       | <input type="radio"/>            | Netherlands | <input type="radio"/> |
| Denmark        | <input type="radio"/>            | Poland      | <input type="radio"/> |
| Estonia        | <input type="radio"/>            | Portugal    | <input type="radio"/> |
| Finland        | <input type="radio"/>            | Romania     | <input type="radio"/> |
| France         | <input type="radio"/>            | Slovakia    | <input type="radio"/> |
| <b>Germany</b> | <input checked="" type="radio"/> | Slovenia    | <input type="radio"/> |
| Greece         | <input type="radio"/>            | Spain       | <input type="radio"/> |
| Hungary        | <input type="radio"/>            | Sweden      | <input type="radio"/> |
| Ireland        | <input type="radio"/>            | UK          | <input type="radio"/> |

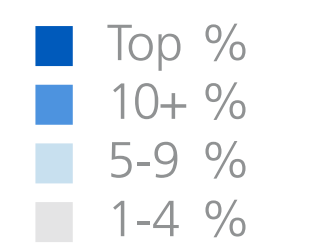
- Preferences Overview
- Most Contacted
- Shared Interests**
- Most Responsive
- Most Disappointing
- Commitment to Deeper Integration



Of 230 votes by 61 respondents, France received the most: 47

63%	Affluent 7	Share of votes for group
62%	Founding 6	
31%	Big 6	
27%	Southern 7	
1%	Visegrád 4	

20%	France	Share of votes for country
20%	Netherlands	
9%	Austria	
9%	Belgium	
9%	Finland	
9%	Luxembourg	
8%	Sweden	
4%	Italy	
4%	UK	
2%	Estonia	
2%	Spain	
1%	Denmark	
1%	Ireland	
1%	Poland	
1%	Portugal	



Rounded results. 0% shares not shown.

# Shared Interests Votes for Germany by Germany Network

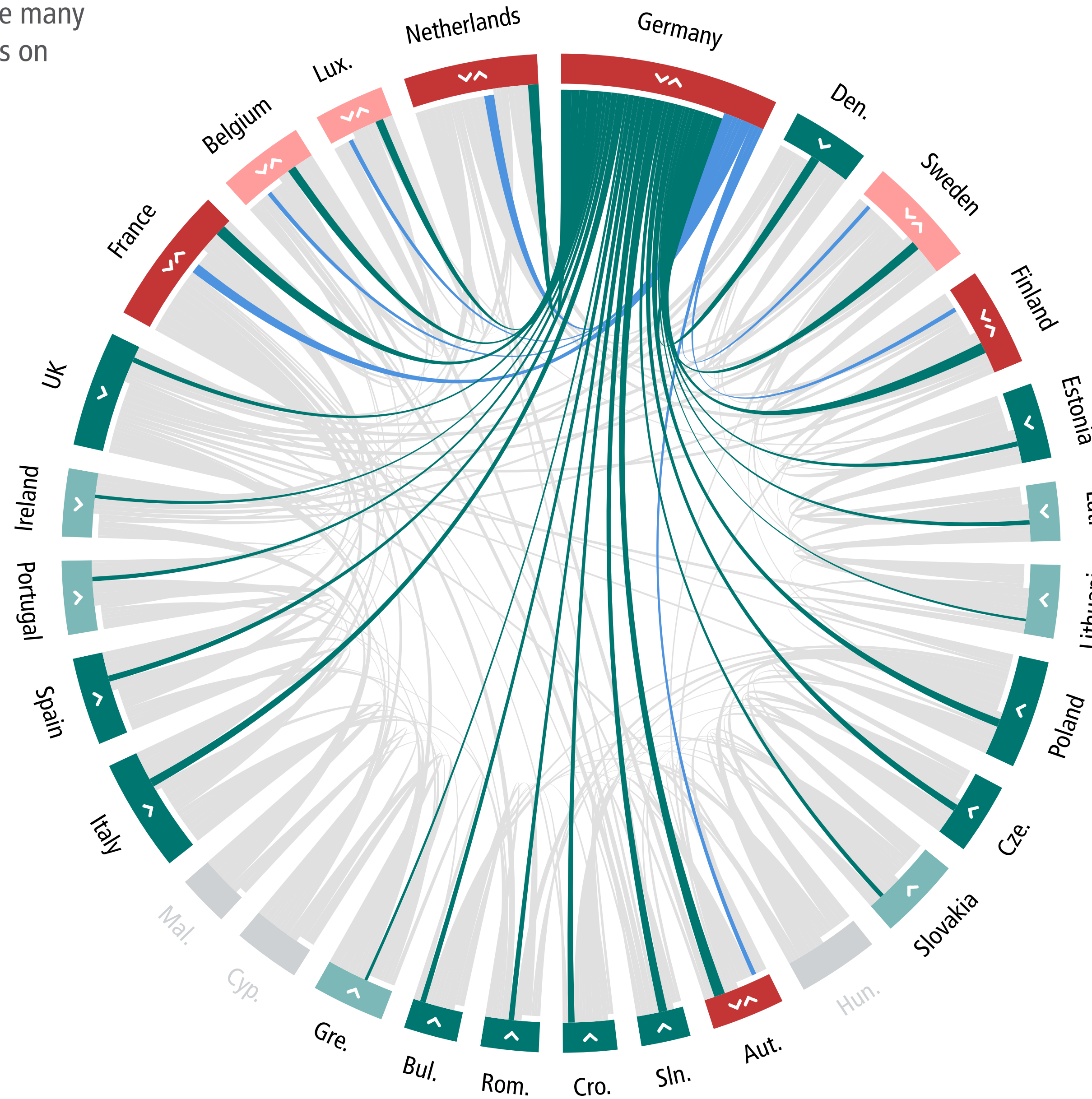
**Q2** "Which EU member states generally share many of your country's longer standing interests on EU policy? (select up to five)"

EU	<	○	Affluent Seven	<	>
Big Six	<	>	Southern Seven	<	>
Founding Six	<	>	Visegrád Four	<	>

Austria	<	>	○	Italy	<	>	○
Belgium	<	>	○	Latvia	<	>	○
Bulgaria	<	>	○	Lithuania	<	>	○
Croatia	<	>	○	Luxembourg	<	>	○
Cyprus	<	>	○	Malta	<	>	○
Czech R.	<	>	○	Netherlands	<	>	○
Denmark	<	>	○	Poland	<	>	○
Estonia	<	>	○	Portugal	<	>	○
Finland	<	>	○	Romania	<	>	○
France	<	>	○	Slovakia	<	>	○
<b>Germany</b>	<	>	●	Slovenia	<	>	○
Greece	<	>	○	Spain	<	>	○
Hungary	<	>	○	Sweden	<	>	○
Ireland	<	>	○	UK	<	>	○

- Preferences Overview
- Most Contacted
- Shared Interests
- Most Responsive
- Most Disappointing
- Commitment to Deeper Integration



**Shared votes**

stronger share	weaker share
Fra 22%	Ger 20%
Net 21%	Ger 20%
Aut 22%	Ger 9%
Fin 22%	Ger 9%
Bel 17%	Ger 9%
Swe 18%	Ger 8%
Lux 16%	Ger 9%

**Lopsided votes**

**Only receiving from**

18%	Denmark
17%	Italy
17%	Slovenia
16%	Poland
14%	Czech Rep.
13%	Croatia
12%	Spain
11%	Bulgaria
11%	Romania
10%	Estonia
10%	UK
9%	Latvia
9%	Portugal
9%	Slovakia
7%	Ireland
6%	Greece
5%	Lithuania

Rounded results. Shares below 5% not shown.



# Shared Interests Votes for Greece by Greece Network

**Q2** "Which EU member states generally share many of your country's longer standing interests on EU policy? (select up to five)"

EU	<	<input type="radio"/>	Affluent Seven	<	>
Big Six	<	>	Southern Seven	<	>
Founding Six	<	>	Visegrád Four	<	>

---

Austria	<	>	<input type="radio"/>	Italy	<	>	<input type="radio"/>
Belgium	<	>	<input type="radio"/>	Latvia	<	>	<input type="radio"/>
Bulgaria	<	>	<input type="radio"/>	Lithuania	<	>	<input type="radio"/>
Croatia	<	>	<input type="radio"/>	Luxembourg	<	>	<input type="radio"/>
Cyprus	<	>	<input type="radio"/>	Malta	<	>	<input type="radio"/>
Czech R.	<	>	<input type="radio"/>	Netherlands	<	>	<input type="radio"/>
Denmark	<	>	<input type="radio"/>	Poland	<	>	<input type="radio"/>
Estonia	<	>	<input type="radio"/>	Portugal	<	>	<input type="radio"/>
Finland	<	>	<input type="radio"/>	Romania	<	>	<input type="radio"/>
France	<	>	<input type="radio"/>	Slovakia	<	>	<input type="radio"/>
Germany	<	>	<input type="radio"/>	Slovenia	<	>	<input type="radio"/>
<b>Greece</b>	<	>	<input checked="" type="radio"/>	Spain	<	>	<input type="radio"/>
Hungary	<	>	<input type="radio"/>	Sweden	<	>	<input type="radio"/>
Ireland	<	>	<input type="radio"/>	UK	<	>	<input type="radio"/>

Preferences Overview

Most Contacted

**Shared Interests**

Most Responsive

Most Disappointing

Commitment to Deeper Integration



Of 3250 votes by 831 respondents, Greece received 78 (2.4%)

7% Southern 7  
3% Big 6  
3% Founding 6

Share of votes by group

22% Cyprus  
10% Italy  
9% Bulgaria  
7% Portugal  
6% Malta  
4% Spain  
3% France  
2% Romania  
1% Ireland

Share of votes by country

■ Top %  
■ 10+ %  
■ 5-9 %  
■ 1-4 %

Rounded results. 0% shares not shown.

# Shared Interests Votes for Greece by Greece Network

**Q2** "Which EU member states generally share many of your country's longer standing interests on EU policy? (select up to five)"

EU	<	<input type="radio"/>	Affluent Seven	<	>
Big Six	<	>	Southern Seven	<	>
Founding Six	<	>	Visegrád Four	<	>

---

Austria	<	>	<input type="radio"/>	Italy	<	>	<input type="radio"/>
Belgium	<	>	<input type="radio"/>	Latvia	<	>	<input type="radio"/>
Bulgaria	<	>	<input type="radio"/>	Lithuania	<	>	<input type="radio"/>
Croatia	<	>	<input type="radio"/>	Luxembourg	<	>	<input type="radio"/>
Cyprus	<	>	<input type="radio"/>	Malta	<	>	<input type="radio"/>
Czech R.	<	>	<input type="radio"/>	Netherlands	<	>	<input type="radio"/>
Denmark	<	>	<input type="radio"/>	Poland	<	>	<input type="radio"/>
Estonia	<	>	<input type="radio"/>	Portugal	<	>	<input type="radio"/>
Finland	<	>	<input type="radio"/>	Romania	<	>	<input type="radio"/>
France	<	>	<input type="radio"/>	Slovakia	<	>	<input type="radio"/>
Germany	<	>	<input type="radio"/>	Slovenia	<	>	<input type="radio"/>
<b>Greece</b>	<	>	<input checked="" type="radio"/>	Spain	<	>	<input type="radio"/>
Hungary	<	>	<input type="radio"/>	Sweden	<	>	<input type="radio"/>
Ireland	<	>	<input type="radio"/>	UK	<	>	<input type="radio"/>

Preferences Overview

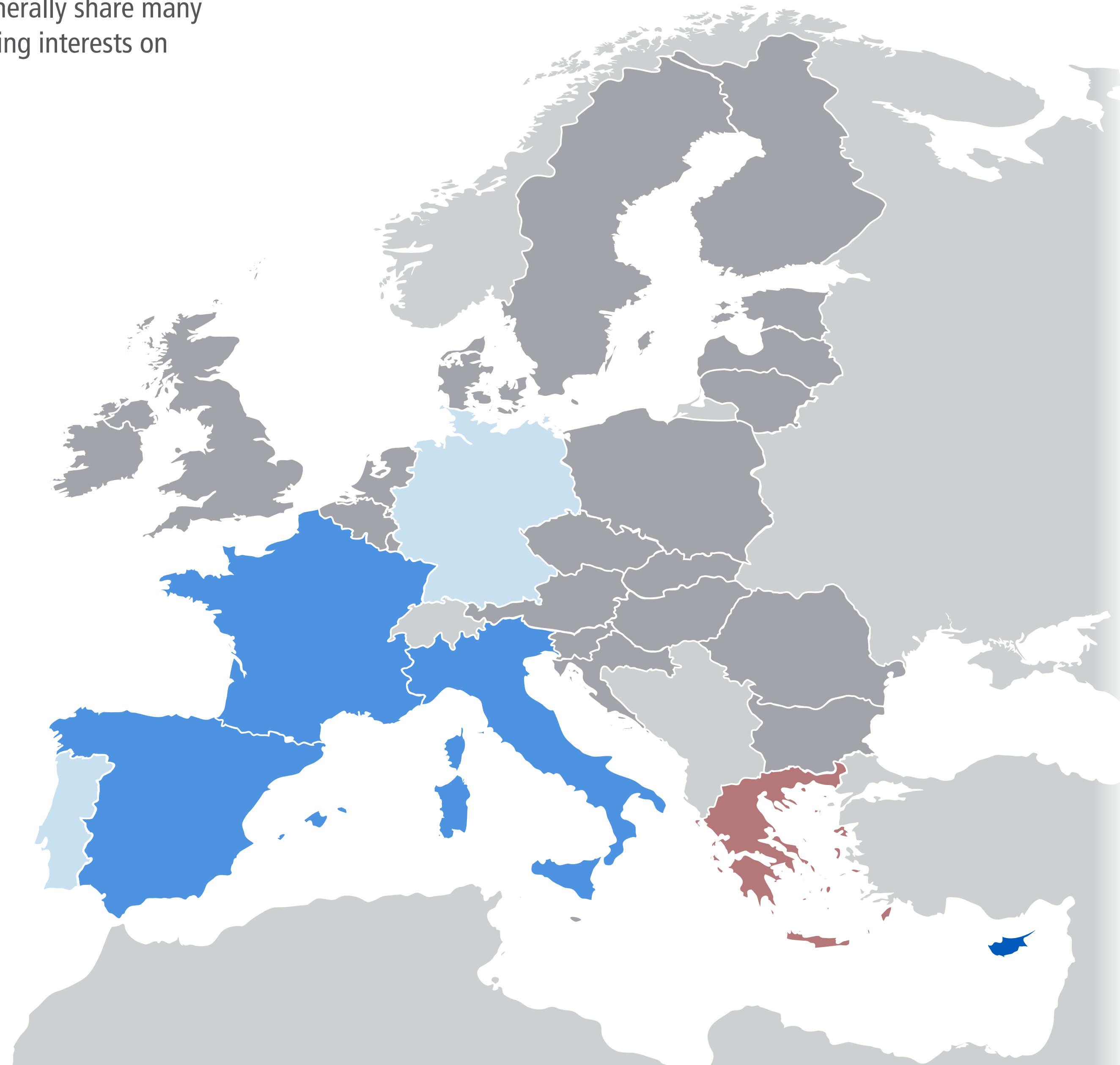
Most Contacted

**Shared Interests**

Most Responsive

Most Disappointing

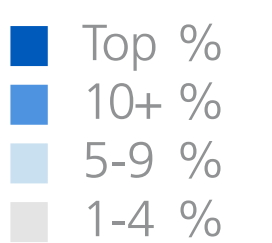
Commitment to Deeper Integration



Of 52 votes by 12 respondents, Cyprus received the most: 11

83%	Southern 7	Share of votes for group
56%	Big 6	
44%	Founding 6	
6%	Affluent 7	

21%	Cyprus	Share of votes for country
19%	Italy	
15%	France	
15%	Spain	
8%	Portugal	
6%	Germany	
4%	Bulgaria	
4%	Malta	
2%	Belgium	
2%	Finland	
2%	Ireland	
2%	Luxembourg	



Rounded results. 0% shares not shown.



# Shared Interests Votes for Greece by Greece Network

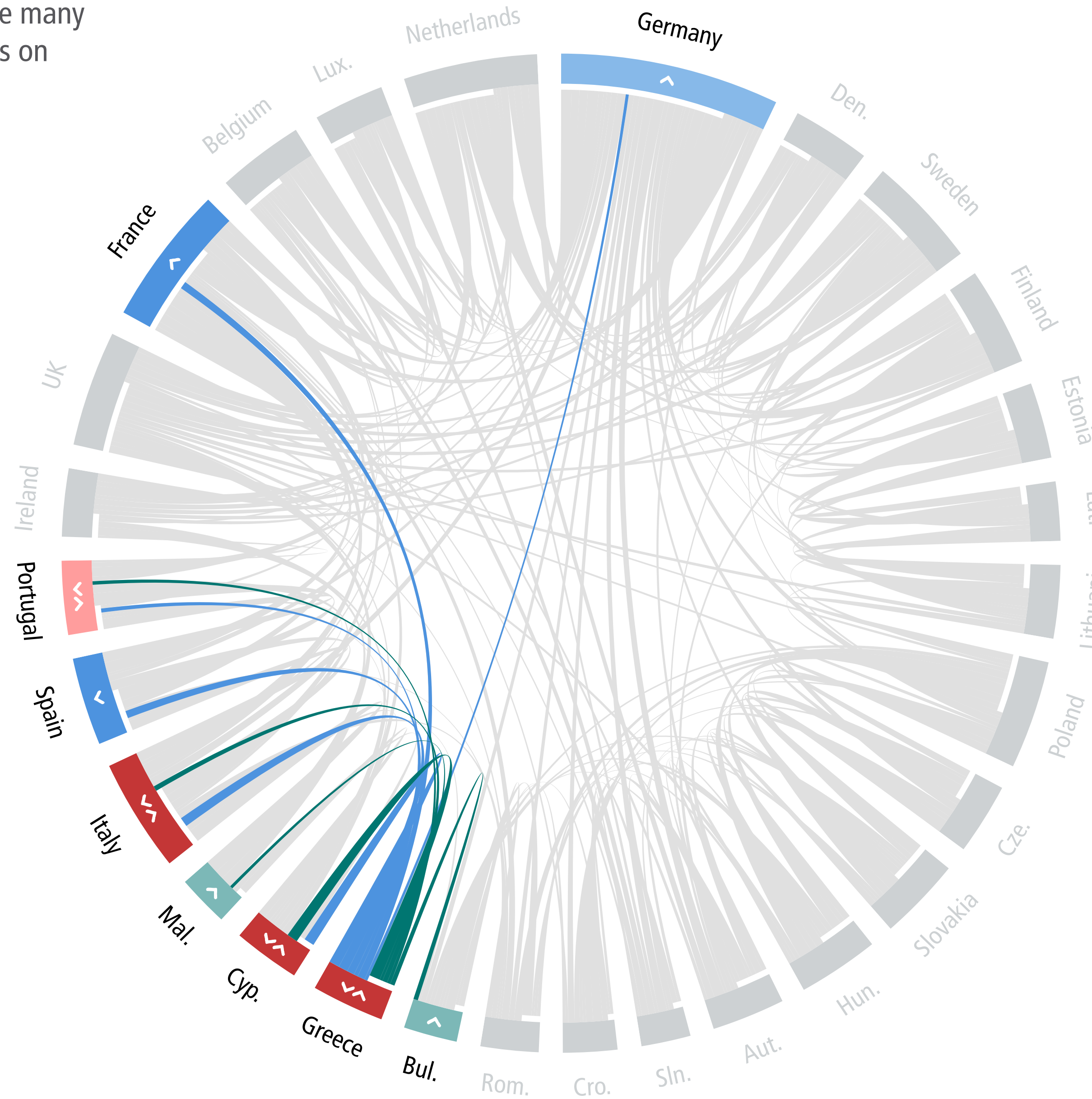
Q2 "Which EU member states generally share many of your country's longer standing interests on EU policy? (select up to five)"

EU	<	○	Affluent Seven	<	>
Big Six	<	>	Southern Seven	<	>
Founding Six	<	>	Visegrád Four	<	>

---

Austria	<	>	○	Italy	<	>	○
Belgium	<	>	○	Latvia	<	>	○
Bulgaria	<	>	○	Lithuania	<	>	○
Croatia	<	>	○	Luxembourg	<	>	○
Cyprus	<	>	○	Malta	<	>	○
Czech R.	<	>	○	Netherlands	<	>	○
Denmark	<	>	○	Poland	<	>	○
Estonia	<	>	○	Portugal	<	>	○
Finland	<	>	○	Romania	<	>	○
France	<	>	○	Slovakia	<	>	○
Germany	<	>	○	Slovenia	<	>	○
Greece	<	>	●	Spain	<	>	○
Hungary	<	>	○	Sweden	<	>	○
Ireland	<	>	○	UK	<	>	○

- Preferences Overview
- Most Contacted
- Shared Interests**
- Most Responsive
- Most Disappointing
- Commitment to Deeper Integration



**Shared votes**

stronger share      weaker share

■ Cyp22%    ● Gre 21%    ●  
■ Gre 19%    ● Ita 10%    ●  
■ Gre 8%    ● Por 7%    ●

**Lopsided votes**

**> Only sending to**

15% ■ France  
 15% ■ Spain  
 6% ■ Germany

**< Only receiving from**

9% ■ Bulgaria  
 6% ■ Malta

Rounded results. Shares below 5% not shown.

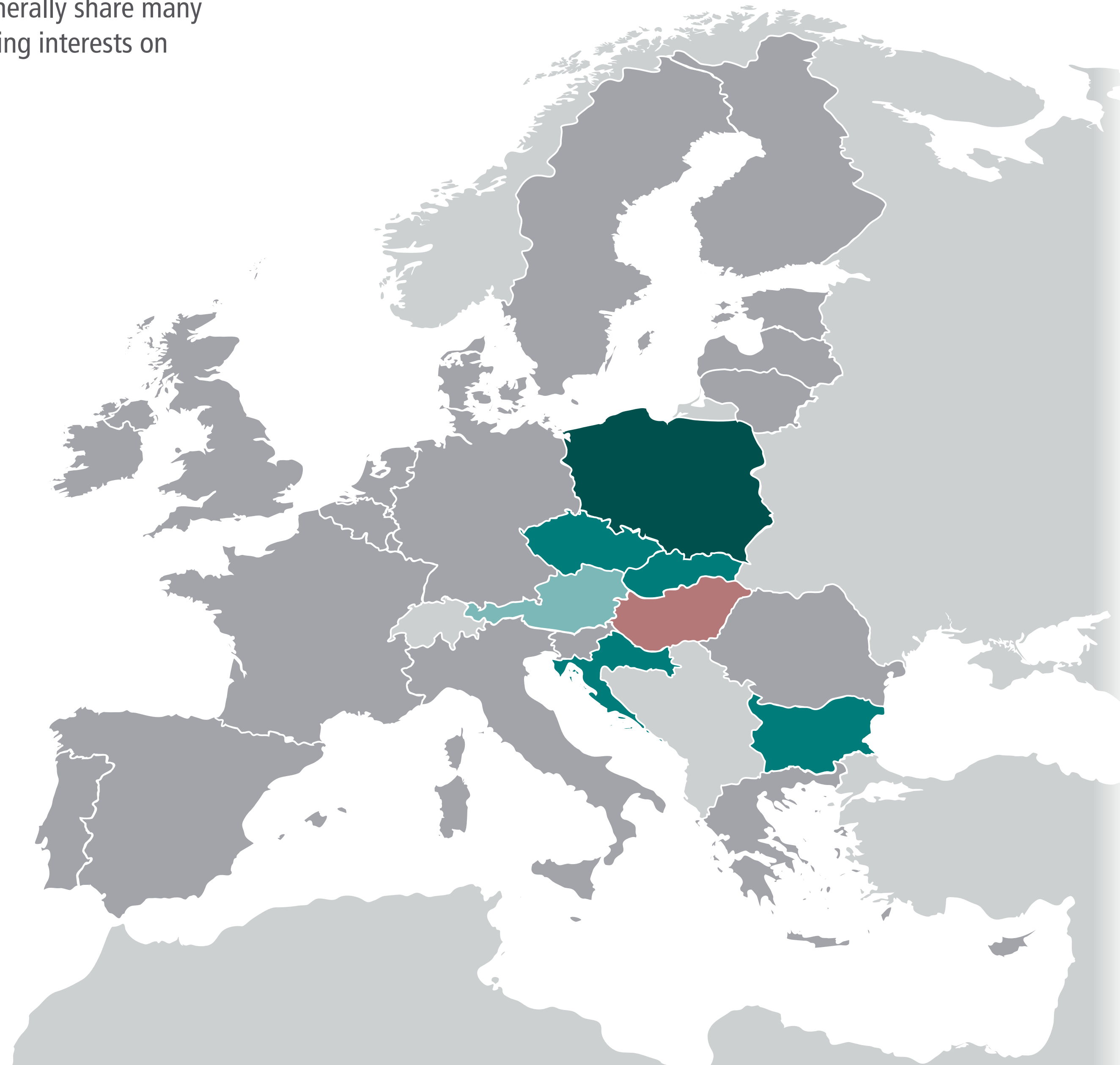
# Shared Interests Votes for Hungary by Hungary Network

**Q2** "Which EU member states generally share many of your country's longer standing interests on EU policy? (select up to five)"

- EU  Affluent Seven
- Big Six  Southern Seven
- Founding Six  Visegrád Four

- |   |                                   |
|---|-----------------------------------|
| Austria <input type="radio"/>                   | Italy <input type="radio"/>       |
| Belgium <input type="radio"/>                   | Latvia <input type="radio"/>      |
| Bulgaria <input type="radio"/>                  | Lithuania <input type="radio"/>   |
| Croatia <input type="radio"/>                   | Luxembourg <input type="radio"/>  |
| Cyprus <input type="radio"/>                    | Malta <input type="radio"/>       |
| Czech R. <input type="radio"/>                  | Netherlands <input type="radio"/> |
| Denmark <input type="radio"/>                   | Poland <input type="radio"/>      |
| Estonia <input type="radio"/>                   | Portugal <input type="radio"/>    |
| Finland <input type="radio"/>                   | Romania <input type="radio"/>     |
| France <input type="radio"/>                    | Slovakia <input type="radio"/>    |
| Germany <input type="radio"/>                   | Slovenia <input type="radio"/>    |
| Greece <input type="radio"/>                    | Spain <input type="radio"/>       |
| <b>Hungary</b> <input checked="" type="radio"/> | Sweden <input type="radio"/>      |
| Ireland <input type="radio"/>                   | UK <input type="radio"/>          |

- Preferences Overview
- Most Contacted
- Shared Interests**
- Most Responsive
- Most Disappointing
- Commitment to Deeper Integration



Of 3250 votes by 831 respondents, Hungary received 99 (3%)

13% Visegrád 4  
3% Big 6  
1% Affluent 7

Share of votes by group

20% Poland  
14% Croatia  
13% Slovakia  
11% Bulgaria  
10% Czech Rep.  
6% Austria  
3% Slovenia  
1% Estonia  
1% Italy  
1% Latvia  
1% Lithuania  
1% Romania

Share of votes by country

■ Top %  
■ 10+ %  
■ 5-9 %  
■ 1-4 %

Rounded results. 0% shares not shown.



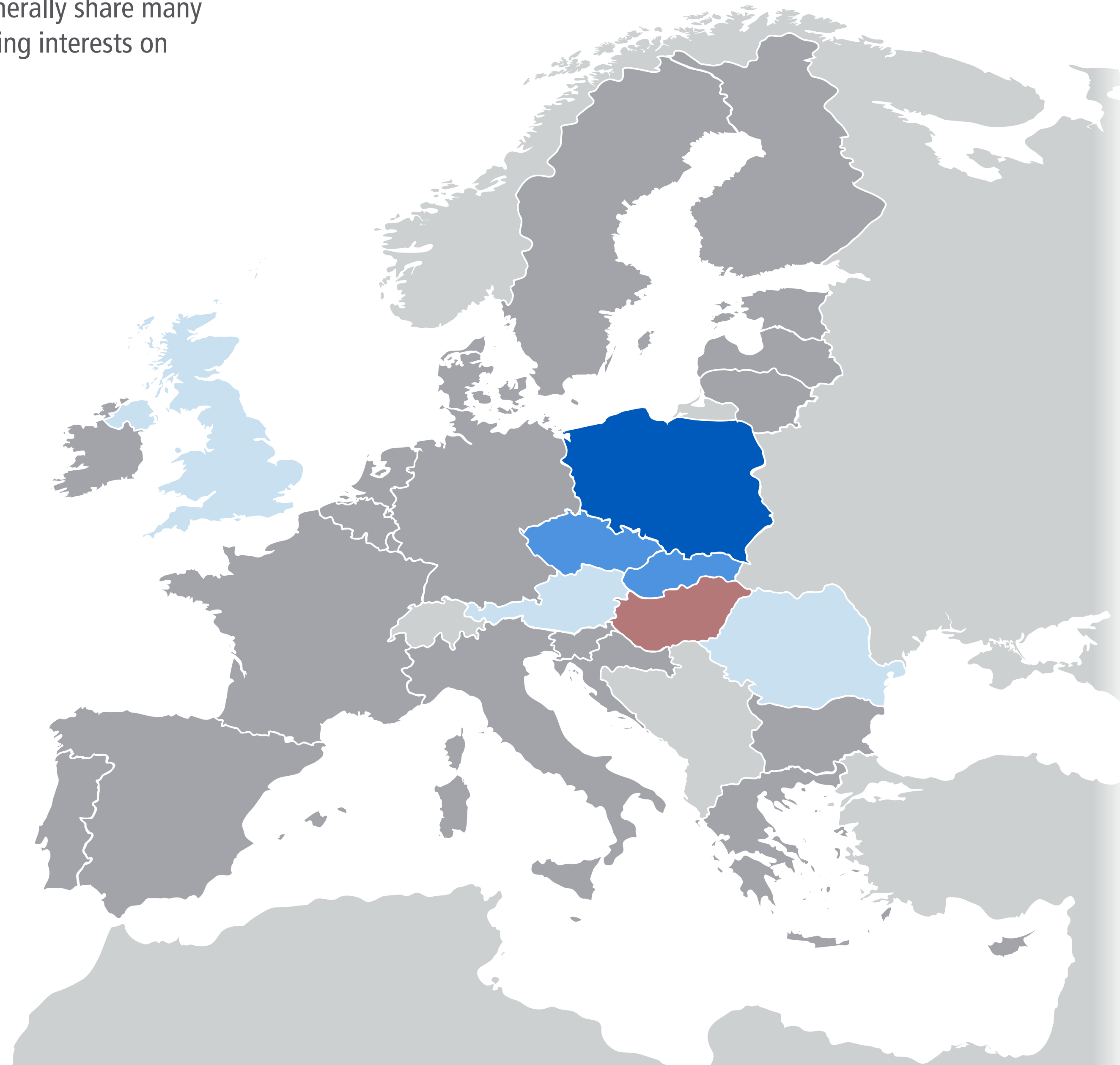
# Shared Interests Votes for Hungary by Hungary Network

**Q2** "Which EU member states generally share many of your country's longer standing interests on EU policy? (select up to five)"

- EU  Affluent Seven
- Big Six  Southern Seven
- Founding Six  Visegrád Four

- |                |                                  |             |                       |
|----------------|----------------------------------|-------------|-----------------------|
| Austria        | <input type="radio"/>            | Italy       | <input type="radio"/> |
| Belgium        | <input type="radio"/>            | Latvia      | <input type="radio"/> |
| Bulgaria       | <input type="radio"/>            | Lithuania   | <input type="radio"/> |
| Croatia        | <input type="radio"/>            | Luxembourg  | <input type="radio"/> |
| Cyprus         | <input type="radio"/>            | Malta       | <input type="radio"/> |
| Czech R.       | <input type="radio"/>            | Netherlands | <input type="radio"/> |
| Denmark        | <input type="radio"/>            | Poland      | <input type="radio"/> |
| Estonia        | <input type="radio"/>            | Portugal    | <input type="radio"/> |
| Finland        | <input type="radio"/>            | Romania     | <input type="radio"/> |
| France         | <input type="radio"/>            | Slovakia    | <input type="radio"/> |
| Germany        | <input type="radio"/>            | Slovenia    | <input type="radio"/> |
| Greece         | <input type="radio"/>            | Spain       | <input type="radio"/> |
| <b>Hungary</b> | <input checked="" type="radio"/> | Sweden      | <input type="radio"/> |
| Ireland        | <input type="radio"/>            | UK          | <input type="radio"/> |

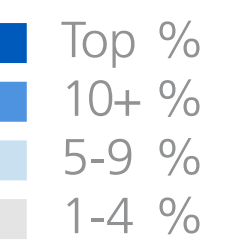
- Preferences Overview
- Most Contacted
- Shared Interests**
- Most Responsive
- Most Disappointing
- Commitment to Deeper Integration



Of 69 votes by 20 respondents, Poland received the most: 18

55%	■	Visegrád 4	Share of votes for group
41%	■	Big 6	
12%	■	Affluent 7	
7%	■	Founding 6	
3%	■	Southern 7	

26%	■	Poland	Share of votes for country
16%	■	Slovakia	
13%	■	Czech Rep.	
9%	■	Austria	
9%	■	UK	
7%	■	Romania	
4%	■	Bulgaria	
4%	■	Slovenia	
3%	■	Croatia	
3%	■	Germany	
3%	■	Italy	
1%	■	Denmark	
1%	■	Netherlands	



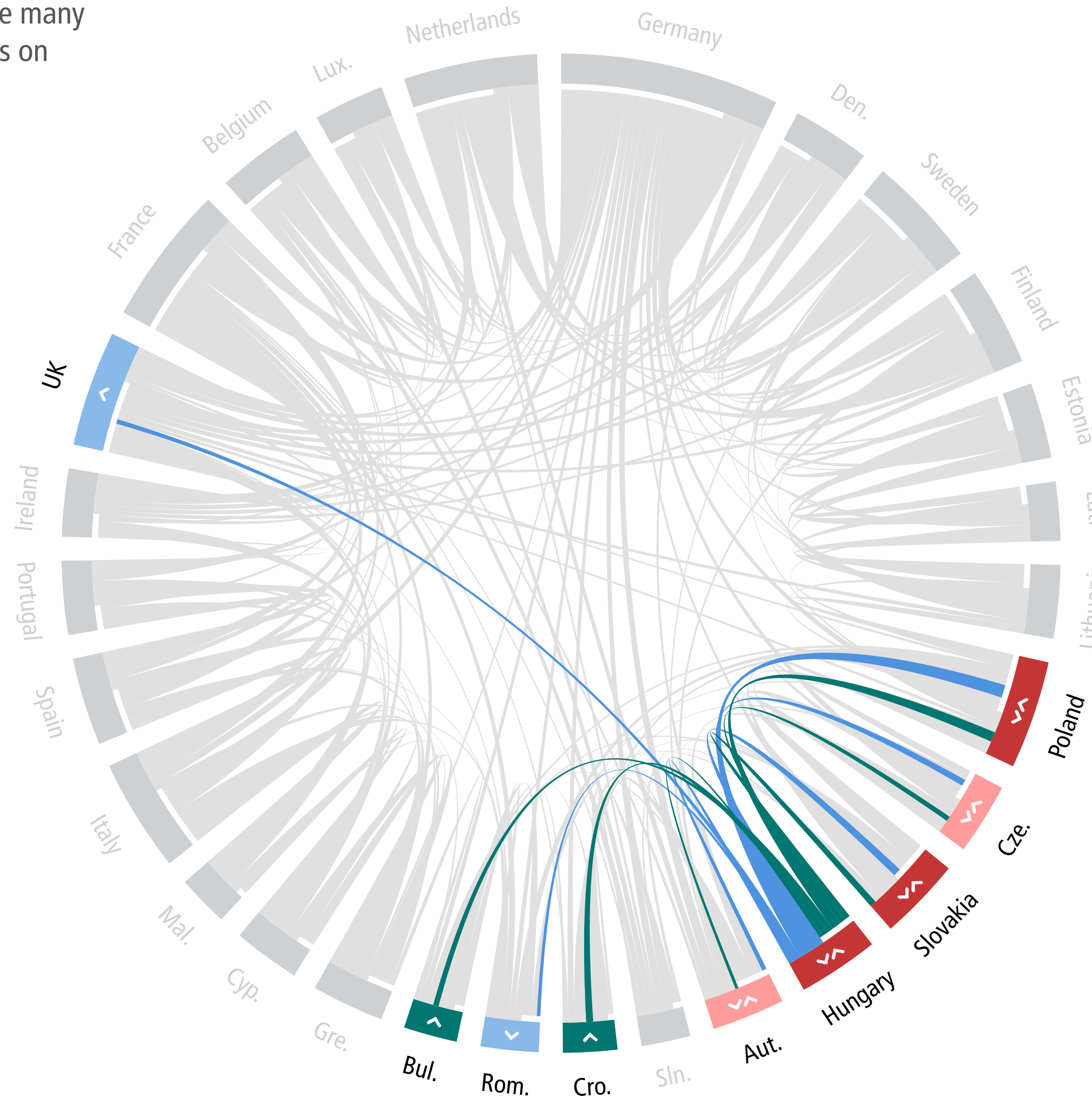
Rounded results. 0% shares not shown.

# Shared Interests Votes for Hungary by Hungary Network

**Q2** "Which EU member states generally share many of your country's longer standing interests on EU policy? (select up to five)"

EU	<	○	Affluent Seven	<	>		
Big Six	<	>	Southern Seven	<	>		
Founding Six	<	>	Visegrád Four	<	>		
Austria	<	>	○	Italy	<	>	○
Belgium	<	>	○	Latvia	<	>	○
Bulgaria	<	>	○	Lithuania	<	>	○
Croatia	<	>	○	Luxembourg	<	>	○
Cyprus	<	>	○	Malta	<	>	○
Czech R.	<	>	○	Netherlands	<	>	○
Denmark	<	>	○	Poland	<	>	○
Estonia	<	>	○	Portugal	<	>	○
Finland	<	>	○	Romania	<	>	○
France	<	>	○	Slovakia	<	>	○
Germany	<	>	○	Slovenia	<	>	○
Greece	<	>	○	Spain	<	>	○
<b>Hungary</b>	<	>	●	Sweden	<	>	○
Ireland	<	>	○	UK	<	>	○

- Preferences Overview
- Most Contacted
- Shared Interests**
- Most Responsive
- Most Disappointing
- Commitment to Deeper Integration



**Shared votes**

<b>stronger share</b>	<b>weaker share</b>
Hun26%	Pol 20%
Hun16%	Slk 13%
Hun13%	Cze 10%
Hun 9%	Aut 6%

**Lopsided votes**

**Only sending to**

- 9% UK
- 7% Romania

**Only receiving from**

- 14% Croatia
- 11% Bulgaria

Rounded results. Shares below 5% not shown.



# Shared Interests Votes for Ireland by Ireland Network

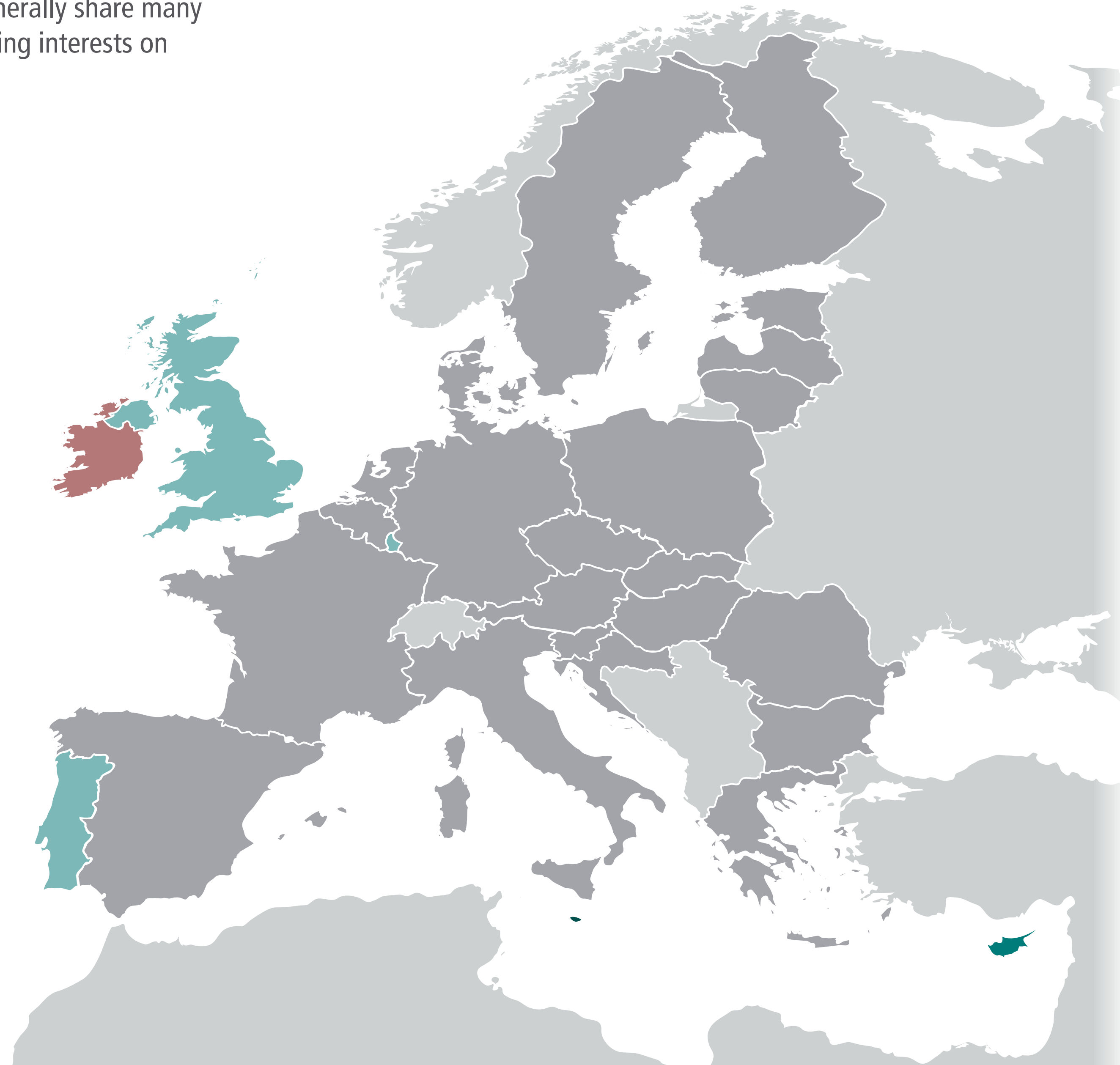
**Q2** "Which EU member states generally share many of your country's longer standing interests on EU policy? (select up to five)"

EU	<	<input type="radio"/>	Affluent Seven	<	>
Big Six	<	>	Southern Seven	<	>
Founding Six	<	>	Visegrád Four	<	>

---

Austria	<	>	<input type="radio"/>	Italy	<	>	<input type="radio"/>
Belgium	<	>	<input type="radio"/>	Latvia	<	>	<input type="radio"/>
Bulgaria	<	>	<input type="radio"/>	Lithuania	<	>	<input type="radio"/>
Croatia	<	>	<input type="radio"/>	Luxembourg	<	>	<input type="radio"/>
Cyprus	<	>	<input type="radio"/>	Malta	<	>	<input type="radio"/>
Czech R.	<	>	<input type="radio"/>	Netherlands	<	>	<input type="radio"/>
Denmark	<	>	<input type="radio"/>	Poland	<	>	<input type="radio"/>
Estonia	<	>	<input type="radio"/>	Portugal	<	>	<input type="radio"/>
Finland	<	>	<input type="radio"/>	Romania	<	>	<input type="radio"/>
France	<	>	<input type="radio"/>	Slovakia	<	>	<input type="radio"/>
Germany	<	>	<input type="radio"/>	Slovenia	<	>	<input type="radio"/>
Greece	<	>	<input type="radio"/>	Spain	<	>	<input type="radio"/>
Hungary	<	>	<input type="radio"/>	Sweden	<	>	<input type="radio"/>
<b>Ireland</b>	<	>	<input checked="" type="radio"/>	UK	<	>	<input type="radio"/>

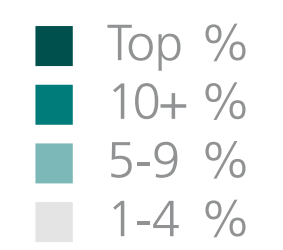
- Preferences Overview
- Most Contacted
- Shared Interests**
- Most Responsive
- Most Disappointing
- Commitment to Deeper Integration



Of 3250 votes by 831 respondents, Ireland received 75 (2.3%)

3%	Affluent 7	Share of votes by group
3%	Southern 7	
2%	Big 6	
1%	Founding 6	

17%	Malta	Share of votes by country
12%	Cyprus	
9%	UK	
5%	Luxembourg	
5%	Portugal	
4%	Austria	
4%	Denmark	
4%	Finland	
4%	Latvia	
3%	Belgium	
3%	Sweden	
2%	Estonia	
2%	Greece	
2%	Netherlands	
2%	Slovenia	
1%	Bulgaria	
1%	Czech Rep.	
1%	France	
1%	Germany	
1%	Italy	
1%	Spain	



Rounded results. 0% shares not shown.

# Shared Interests Votes for Ireland by Ireland Network

**Q2** "Which EU member states generally share many of your country's longer standing interests on EU policy? (select up to five)"

EU	<	<input type="radio"/>	Affluent Seven	<	>
Big Six	<	>	Southern Seven	<	>
Founding Six	<	>	Visegrád Four	<	>

---

Austria	<	>	<input type="radio"/>	Italy	<	>	<input type="radio"/>
Belgium	<	>	<input type="radio"/>	Latvia	<	>	<input type="radio"/>
Bulgaria	<	>	<input type="radio"/>	Lithuania	<	>	<input type="radio"/>
Croatia	<	>	<input type="radio"/>	Luxembourg	<	>	<input type="radio"/>
Cyprus	<	>	<input type="radio"/>	Malta	<	>	<input type="radio"/>
Czech R.	<	>	<input type="radio"/>	Netherlands	<	>	<input type="radio"/>
Denmark	<	>	<input type="radio"/>	Poland	<	>	<input type="radio"/>
Estonia	<	>	<input type="radio"/>	Portugal	<	>	<input type="radio"/>
Finland	<	>	<input type="radio"/>	Romania	<	>	<input type="radio"/>
France	<	>	<input type="radio"/>	Slovakia	<	>	<input type="radio"/>
Germany	<	>	<input type="radio"/>	Slovenia	<	>	<input type="radio"/>
Greece	<	>	<input type="radio"/>	Spain	<	>	<input type="radio"/>
Hungary	<	>	<input type="radio"/>	Sweden	<	>	<input type="radio"/>
Ireland	<	>	<input checked="" type="radio"/>	UK	<	>	<input type="radio"/>

Preferences Overview

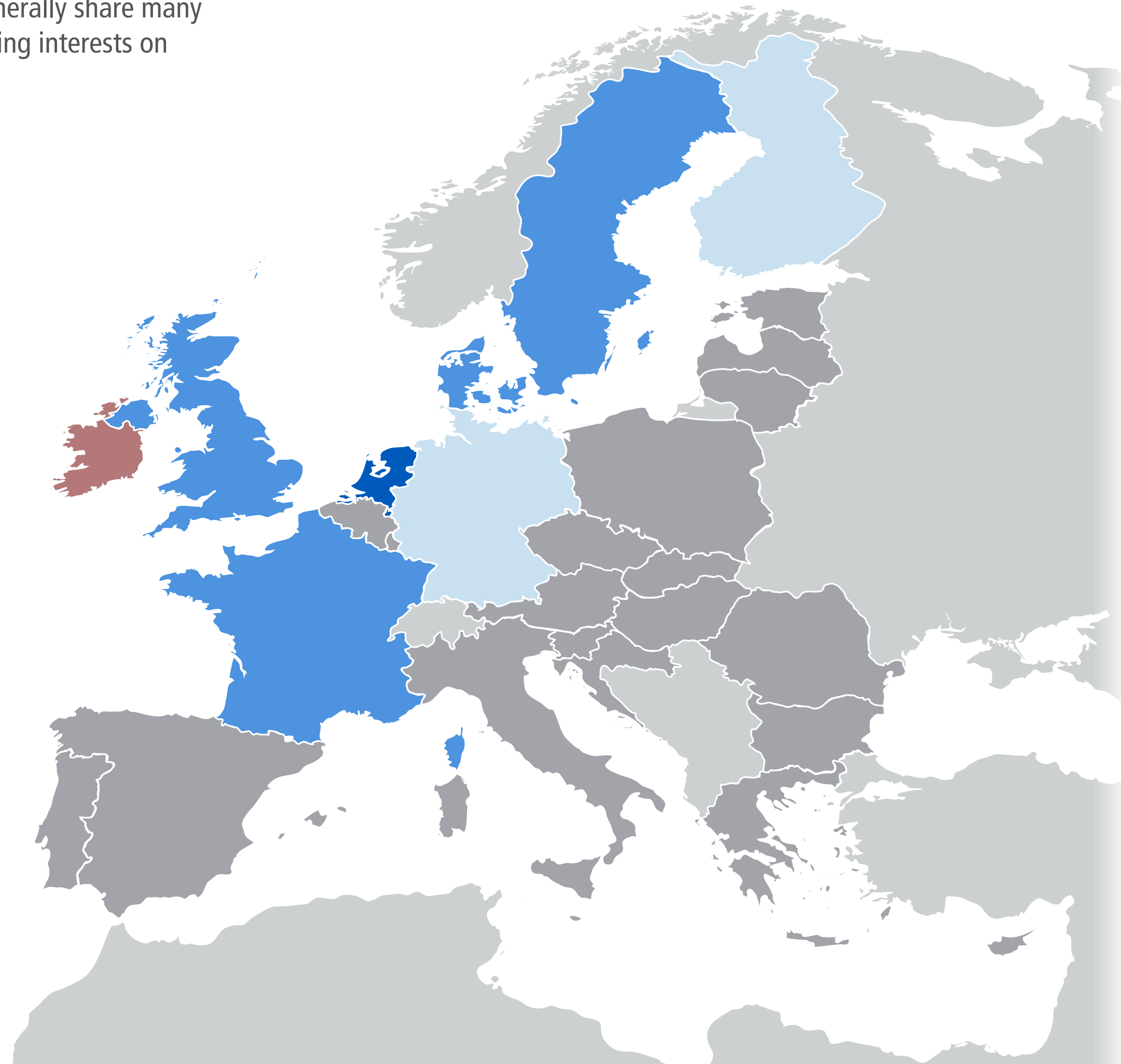
Most Contacted

Shared Interests

Most Responsive

Most Disappointing

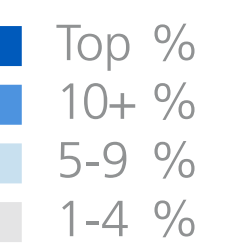
Commitment to Deeper Integration



Of 164 votes by 37 respondents, Netherlands received the most: 29

58%	Affluent 7	Share of votes for group
43%	Founding 6	
35%	Big 6	
15%	Southern 7	
1%	Visegrád 4	

18%	Netherlands	Share of votes for country
15%	UK	
12%	Denmark	
10%	France	
10%	Sweden	
9%	Finland	
7%	Germany	
4%	Estonia	
4%	Luxembourg	
3%	Austria	
3%	Belgium	
2%	Spain	
1%	Czech Rep.	
1%	Greece	
1%	Italy	
1%	Latvia	
1%	Malta	



Rounded results. 0% shares not shown.

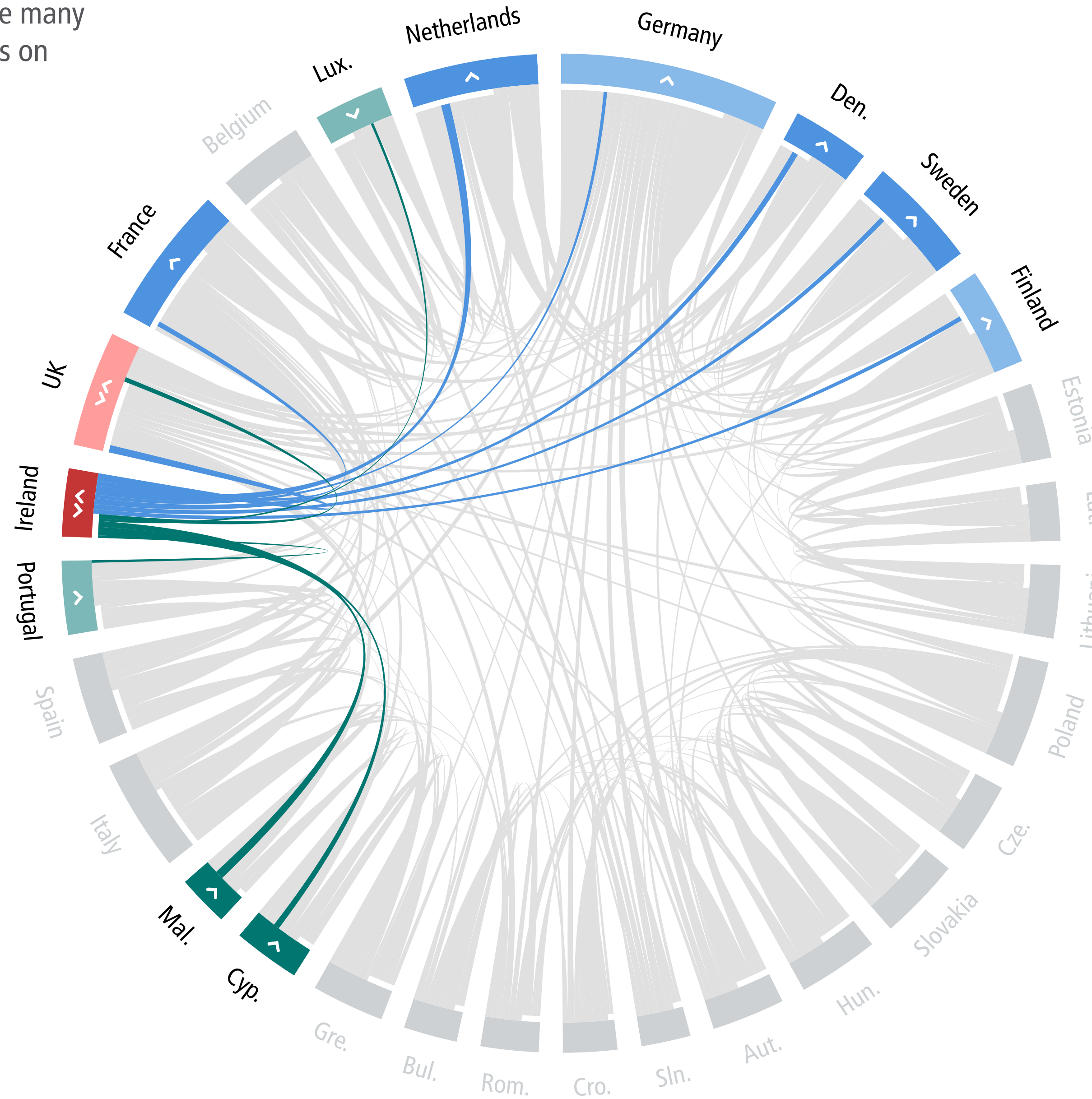


# Shared Interests Votes for Ireland by Ireland Network

**Q2** "Which EU member states generally share many of your country's longer standing interests on EU policy? (select up to five)"

EU	<	<input type="radio"/>	Affluent Seven	<	>		
Big Six	<	>	Southern Seven	<	>		
Founding Six	<	>	Visegrád Four	<	>		
Austria	<	>	<input type="radio"/>	Italy	<	>	<input type="radio"/>
Belgium	<	>	<input type="radio"/>	Latvia	<	>	<input type="radio"/>
Bulgaria	<	>	<input type="radio"/>	Lithuania	<	>	<input type="radio"/>
Croatia	<	>	<input type="radio"/>	Luxembourg	<	>	<input type="radio"/>
Cyprus	<	>	<input type="radio"/>	Malta	<	>	<input type="radio"/>
Czech R.	<	>	<input type="radio"/>	Netherlands	<	>	<input type="radio"/>
Denmark	<	>	<input type="radio"/>	Poland	<	>	<input type="radio"/>
Estonia	<	>	<input type="radio"/>	Portugal	<	>	<input type="radio"/>
Finland	<	>	<input type="radio"/>	Romania	<	>	<input type="radio"/>
France	<	>	<input type="radio"/>	Slovakia	<	>	<input type="radio"/>
Germany	<	>	<input type="radio"/>	Slovenia	<	>	<input type="radio"/>
Greece	<	>	<input type="radio"/>	Spain	<	>	<input type="radio"/>
Hungary	<	>	<input type="radio"/>	Sweden	<	>	<input type="radio"/>
Ireland	<	>	<input checked="" type="radio"/>	UK	<	>	<input type="radio"/>

- Preferences Overview
- Most Contacted
- Shared Interests**
- Most Responsive
- Most Disappointing
- Commitment to Deeper Integration



**Shared votes**

stronger share weaker share

Ire 15% UK 9%

## Lopsided votes

- Only sending to**
  - 18% Netherlands
  - 12% Denmark
  - 10% France
  - 10% Sweden
  - 9% Finland
  - 7% Germany
- Only receiving from**
  - 17% Malta
  - 12% Cyprus
  - 5% Luxembourg
  - 5% Portugal

Rounded results. Shares below 5% not shown.

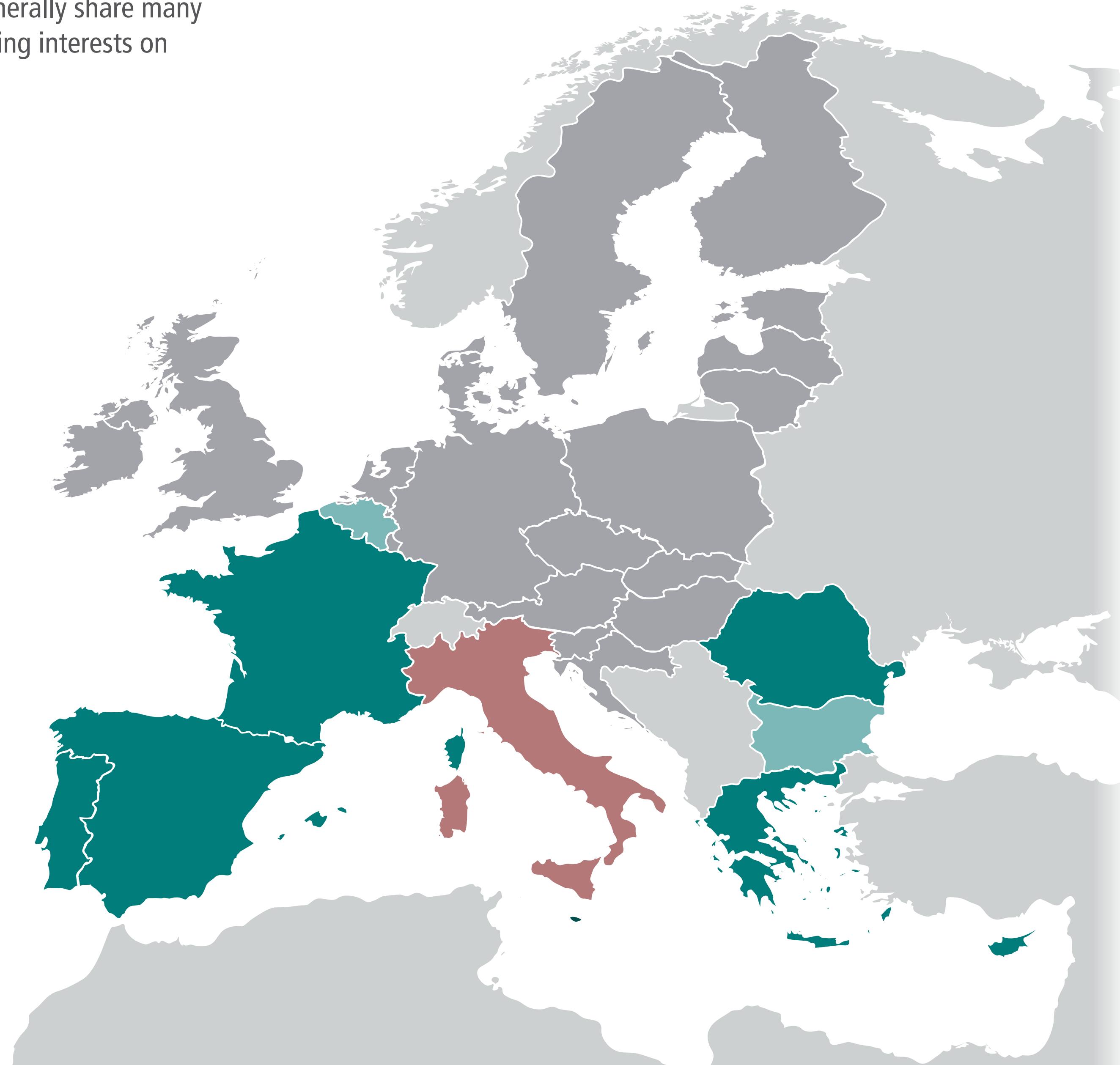
# Shared Interests Votes for Italy by Italy Network

**Q2** "Which EU member states generally share many of your country's longer standing interests on EU policy? (select up to five)"

- EU  Affluent Seven
- Big Six  Southern Seven
- Founding Six  Visegrád Four

- |                                |   |
|--------------------------------|---|
| Austria <input type="radio"/>  | <b>Italy</b> <input checked="" type="radio"/> |
| Belgium <input type="radio"/>  | Latvia <input type="radio"/>                  |
| Bulgaria <input type="radio"/> | Lithuania <input type="radio"/>               |
| Croatia <input type="radio"/>  | Luxembourg <input type="radio"/>              |
| Cyprus <input type="radio"/>   | Malta <input type="radio"/>                   |
| Czech R. <input type="radio"/> | Netherlands <input type="radio"/>             |
| Denmark <input type="radio"/>  | Poland <input type="radio"/>                  |
| Estonia <input type="radio"/>  | Portugal <input type="radio"/>                |
| Finland <input type="radio"/>  | Romania <input type="radio"/>                 |
| France <input type="radio"/>   | Slovakia <input type="radio"/>                |
| Germany <input type="radio"/>  | Slovenia <input type="radio"/>                |
| Greece <input type="radio"/>   | Spain <input type="radio"/>                   |
| Hungary <input type="radio"/>  | Sweden <input type="radio"/>                  |
| Ireland <input type="radio"/>  | UK <input type="radio"/>                      |

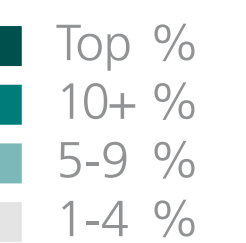
- Preferences Overview
- Most Contacted
- Shared Interests**
- Most Responsive
- Most Disappointing
- Commitment to Deeper Integration



Of 3250 votes by 831 respondents, Italy received 163 (5%)

13%	Southern 7	Share of votes by group
7%	Big 6	
6%	Founding 6	
1%	Affluent 7	
1%	Visegrád 4	

26%	Malta	Share of votes by country
19%	Greece	
19%	Spain	
17%	Portugal	
16%	France	
12%	Cyprus	
10%	Romania	
6%	Belgium	
5%	Bulgaria	
4%	Germany	
3%	Austria	
3%	Croatia	
3%	Hungary	
3%	Slovenia	
3%	UK	
1%	Ireland	
1%	Luxembourg	
1%	Poland	



Rounded results. 0% shares not shown.



# Shared Interests Votes for Italy by Italy Network

**Q2** "Which EU member states generally share many of your country's longer standing interests on EU policy? (select up to five)"

- EU  Affluent Seven
- Big Six  Southern Seven
- Founding Six  Visegrád Four

- |                                |   |
|--------------------------------|---|
| Austria <input type="radio"/>  | <b>Italy</b> <input checked="" type="radio"/> |
| Belgium <input type="radio"/>  | Latvia <input type="radio"/>                  |
| Bulgaria <input type="radio"/> | Lithuania <input type="radio"/>               |
| Croatia <input type="radio"/>  | Luxembourg <input type="radio"/>              |
| Cyprus <input type="radio"/>   | Malta <input type="radio"/>                   |
| Czech R. <input type="radio"/> | Netherlands <input type="radio"/>             |
| Denmark <input type="radio"/>  | Poland <input type="radio"/>                  |
| Estonia <input type="radio"/>  | Portugal <input type="radio"/>                |
| Finland <input type="radio"/>  | Romania <input type="radio"/>                 |
| France <input type="radio"/>   | Slovakia <input type="radio"/>                |
| Germany <input type="radio"/>  | Slovenia <input type="radio"/>                |
| Greece <input type="radio"/>   | Spain <input type="radio"/>                   |
| Hungary <input type="radio"/>  | Sweden <input type="radio"/>                  |
| Ireland <input type="radio"/>  | UK <input type="radio"/>                      |

Preferences Overview


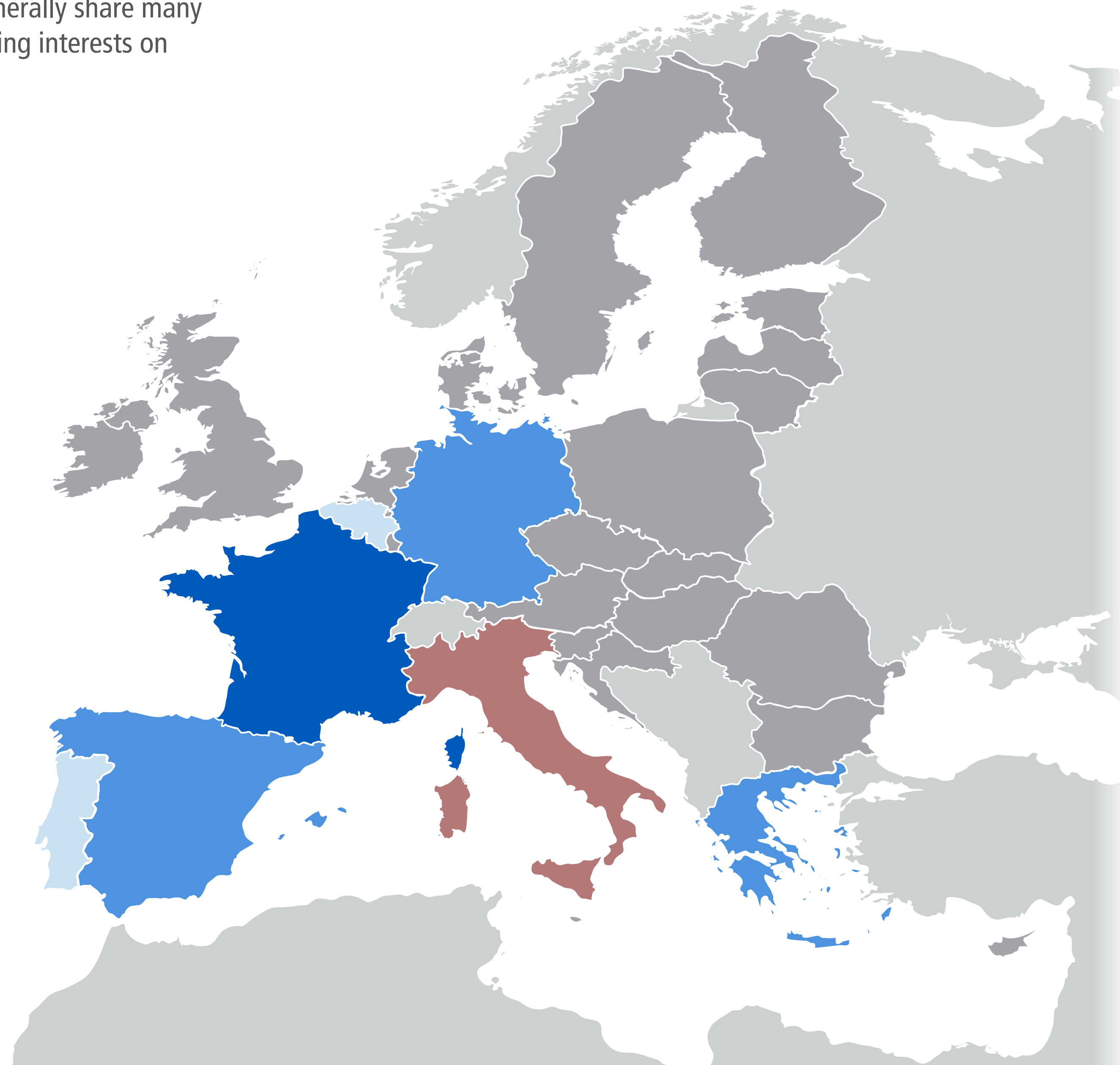
Most Contacted

**Shared Interests**

Most Responsive

Most Disappointing

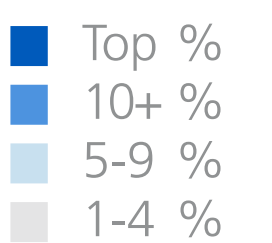
Commitment to Deeper Integration



Of 196 votes by 56 respondents, France received the most: 49

65%	Big 6	Share of votes for group
65%	Southern 7	
49%	Founding 6	
11%	Affluent 7	
1%	Visegrád 4	

25%	France	Share of votes for country
20%	Spain	
17%	Germany	
10%	Greece	
7%	Portugal	
6%	Belgium	
3%	UK	
2%	Malta	
2%	Slovenia	
2%	Sweden	
1%	Austria	
1%	Cyprus	
1%	Denmark	
1%	Estonia	
1%	Finland	
1%	Hungary	
1%	Ireland	
1%	Luxembourg	
1%	Netherlands	
1%	Romania	



Rounded results. 0% shares not shown.

# Shared Interests Votes for Italy by Italy Network

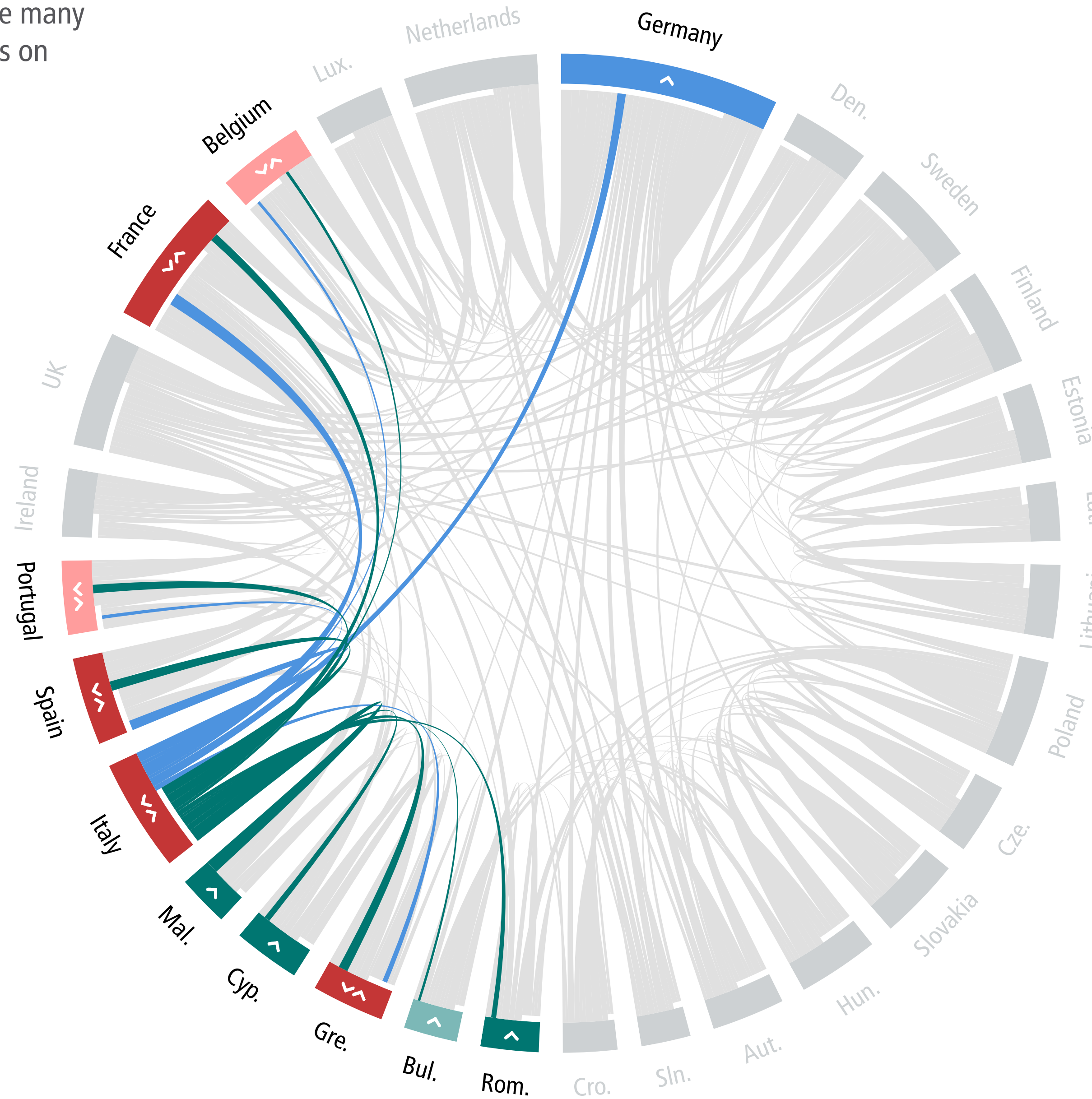
**Q2** "Which EU member states generally share many of your country's longer standing interests on EU policy? (select up to five)"

EU	<	○	Affluent Seven	<	>
Big Six	<	>	Southern Seven	<	>
Founding Six	<	>	Visegrád Four	<	>

---

Austria	<	>	○	Italy	<	>	●
Belgium	<	>	○	Latvia	<	>	○
Bulgaria	<	>	○	Lithuania	<	>	○
Croatia	<	>	○	Luxembourg	<	>	○
Cyprus	<	>	○	Malta	<	>	○
Czech R.	<	>	○	Netherlands	<	>	○
Denmark	<	>	○	Poland	<	>	○
Estonia	<	>	○	Portugal	<	>	○
Finland	<	>	○	Romania	<	>	○
France	<	>	○	Slovakia	<	>	○
Germany	<	>	○	Slovenia	<	>	○
Greece	<	>	○	Spain	<	>	○
Hungary	<	>	○	Sweden	<	>	○
Ireland	<	>	○	UK	<	>	○

- Preferences Overview
- Most Contacted
- Shared Interests**
- Most Responsive
- Most Disappointing
- Commitment to Deeper Integration



**Shared votes**

stronger share		weaker share	
Ita 25%	Fra 16%	Spa 19%	Ita 10%
Ita 20%	Spa 19%	Ita 7%	Bel 6%
Gre 19%	Ita 10%	Bel 6%	
Por 17%	Ita 7%		
Ita 6%	Bel 6%		

**Lopsided votes**

Only sending to		Only receiving from	
17%	Germany	26%	Malta
		12%	Cyprus
		10%	Romania
		5%	Bulgaria

Rounded results. Shares below 5% not shown.



# Shared Interests Votes for Latvia by Latvia Network

**Q2** "Which EU member states generally share many of your country's longer standing interests on EU policy? (select up to five)"

- |              |   |                       |                |   |   |
|--------------|---|-----------------------|----------------|---|---|
| EU           | < | <input type="radio"/> | Affluent Seven | < | > |
| Big Six      | < | >                     | Southern Seven | < | > |
| Founding Six | < | >                     | Visegrád Four  | < | > |
- 
- |          |   |   |                       |               |   |   |                                  |
|----------|---|---|-----------------------|---------------|---|---|----------------------------------|
| Austria  | < | > | <input type="radio"/> | Italy         | < | > | <input type="radio"/>            |
| Belgium  | < | > | <input type="radio"/> | <b>Latvia</b> | < | > | <input checked="" type="radio"/> |
| Bulgaria | < | > | <input type="radio"/> | Lithuania     | < | > | <input type="radio"/>            |
| Croatia  | < | > | <input type="radio"/> | Luxembourg    | < | > | <input type="radio"/>            |
| Cyprus   | < | > | <input type="radio"/> | Malta         | < | > | <input type="radio"/>            |
| Czech R. | < | > | <input type="radio"/> | Netherlands   | < | > | <input type="radio"/>            |
| Denmark  | < | > | <input type="radio"/> | Poland        | < | > | <input type="radio"/>            |
| Estonia  | < | > | <input type="radio"/> | Portugal      | < | > | <input type="radio"/>            |
| Finland  | < | > | <input type="radio"/> | Romania       | < | > | <input type="radio"/>            |
| France   | < | > | <input type="radio"/> | Slovakia      | < | > | <input type="radio"/>            |
| Germany  | < | > | <input type="radio"/> | Slovenia      | < | > | <input type="radio"/>            |
| Greece   | < | > | <input type="radio"/> | Spain         | < | > | <input type="radio"/>            |
| Hungary  | < | > | <input type="radio"/> | Sweden        | < | > | <input type="radio"/>            |
| Ireland  | < | > | <input type="radio"/> | UK            | < | > | <input type="radio"/>            |

Preferences Overview


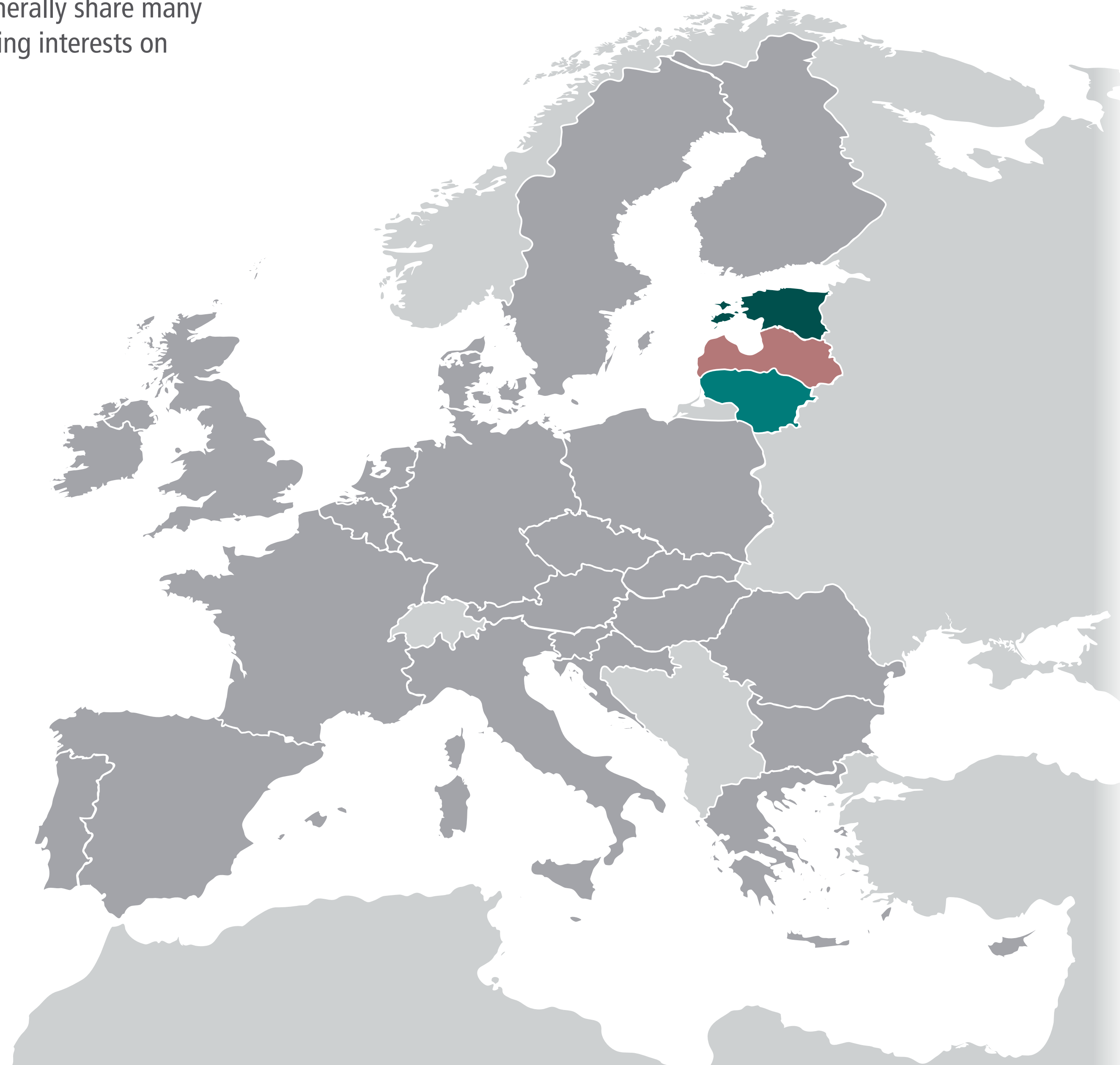
Most Contacted

**Shared Interests**

Most Responsive

Most Disappointing

Commitment to Deeper Integration



Of 3250 votes by 831 respondents, Latvia received 61 (1.9%)

2% Visegrád 4  
1% Big 6  
1% Southern 7

Share of votes by group

20% Estonia  
17% Lithuania  
3% Poland  
3% Romania  
3% Slovakia  
2% Denmark  
2% Malta  
1% Czech Rep.  
1% France  
1% Ireland  
1% Spain  
1% UK

Share of votes by country

■ Top %  
■ 10+ %  
■ 5-9 %  
■ 1-4 %

Rounded results. 0% shares not shown.

# Shared Interests Votes for Latvia by Latvia Network

**Q2** "Which EU member states generally share many of your country's longer standing interests on EU policy? (select up to five)"

- EU  Affluent Seven
- Big Six  Southern Seven
- Founding Six  Visegrád Four

- |                                |  |
|--------------------------------|--|
| Austria <input type="radio"/>  | Italy <input type="radio"/>                    |
| Belgium <input type="radio"/>  | <b>Latvia</b> <input checked="" type="radio"/> |
| Bulgaria <input type="radio"/> | Lithuania <input type="radio"/>                |
| Croatia <input type="radio"/>  | Luxembourg <input type="radio"/>               |
| Cyprus <input type="radio"/>   | Malta <input type="radio"/>                    |
| Czech R. <input type="radio"/> | Netherlands <input type="radio"/>              |
| Denmark <input type="radio"/>  | Poland <input type="radio"/>                   |
| Estonia <input type="radio"/>  | Portugal <input type="radio"/>                 |
| Finland <input type="radio"/>  | Romania <input type="radio"/>                  |
| France <input type="radio"/>   | Slovakia <input type="radio"/>                 |
| Germany <input type="radio"/>  | Slovenia <input type="radio"/>                 |
| Greece <input type="radio"/>   | Spain <input type="radio"/>                    |
| Hungary <input type="radio"/>  | Sweden <input type="radio"/>                   |
| Ireland <input type="radio"/>  | UK <input type="radio"/>                       |

Preferences Overview

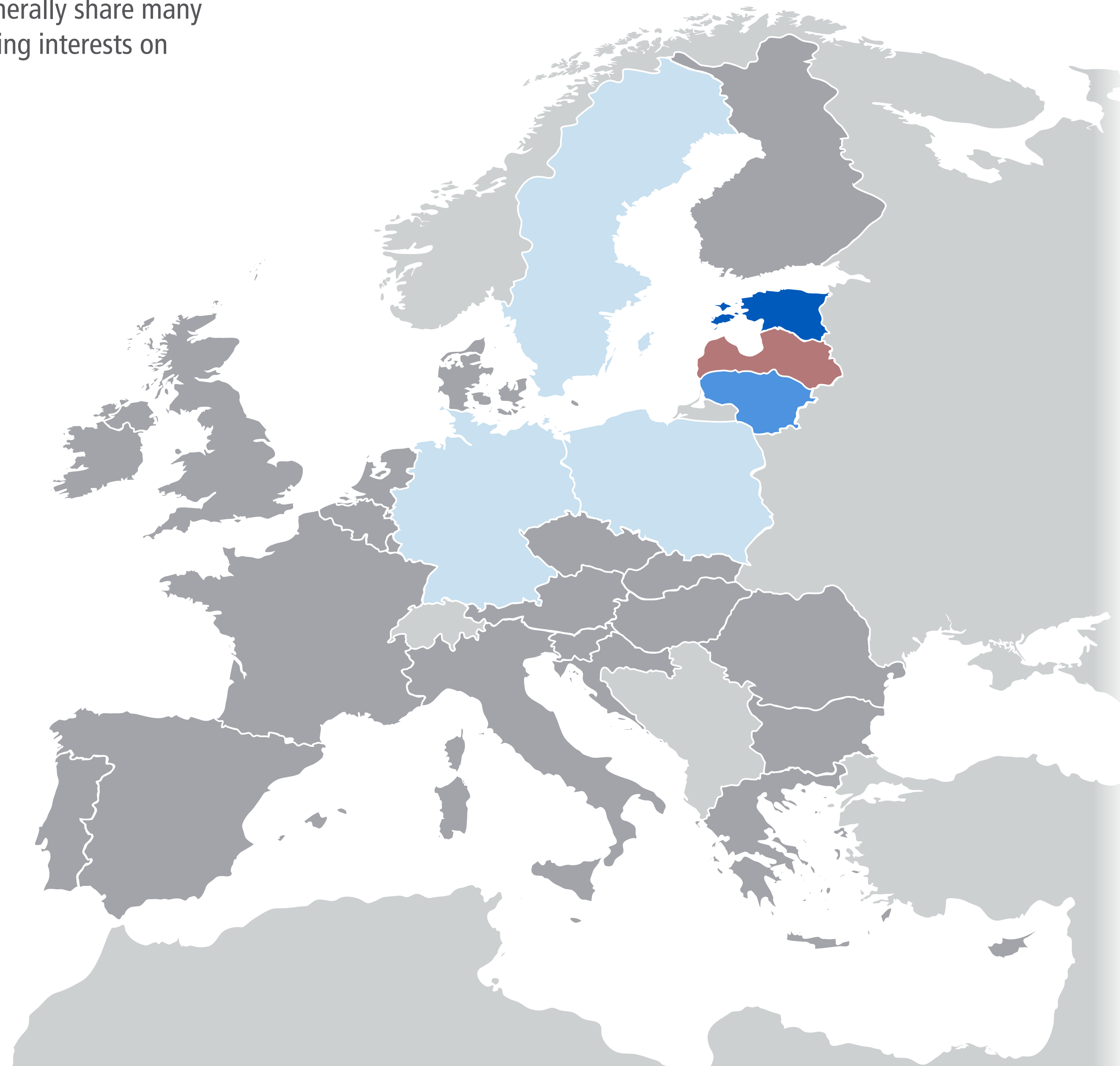
Most Contacted

**Shared Interests**

Most Responsive

Most Disappointing

Commitment to Deeper Integration



Of 69 votes by 19 respondents, Estonia received the most: 18

22%	Big 6	Share of votes for group
16%	Affluent 7	
16%	Visegrád 4	
14%	Founding 6	
3%	Southern 7	

26%	Estonia	Share of votes for country
25%	Lithuania	
9%	Germany	
9%	Poland	
6%	Sweden	
4%	Finland	
4%	Ireland	
3%	Czech Rep.	
3%	Denmark	
3%	France	
3%	Slovakia	
1%	Belgium	
1%	Hungary	
1%	Netherlands	
1%	UK	

- Top %
- 10+ %
- 5-9 %
- 1-4 %

Rounded results. 0% shares not shown.



# Shared Interests Votes for Latvia by Latvia Network

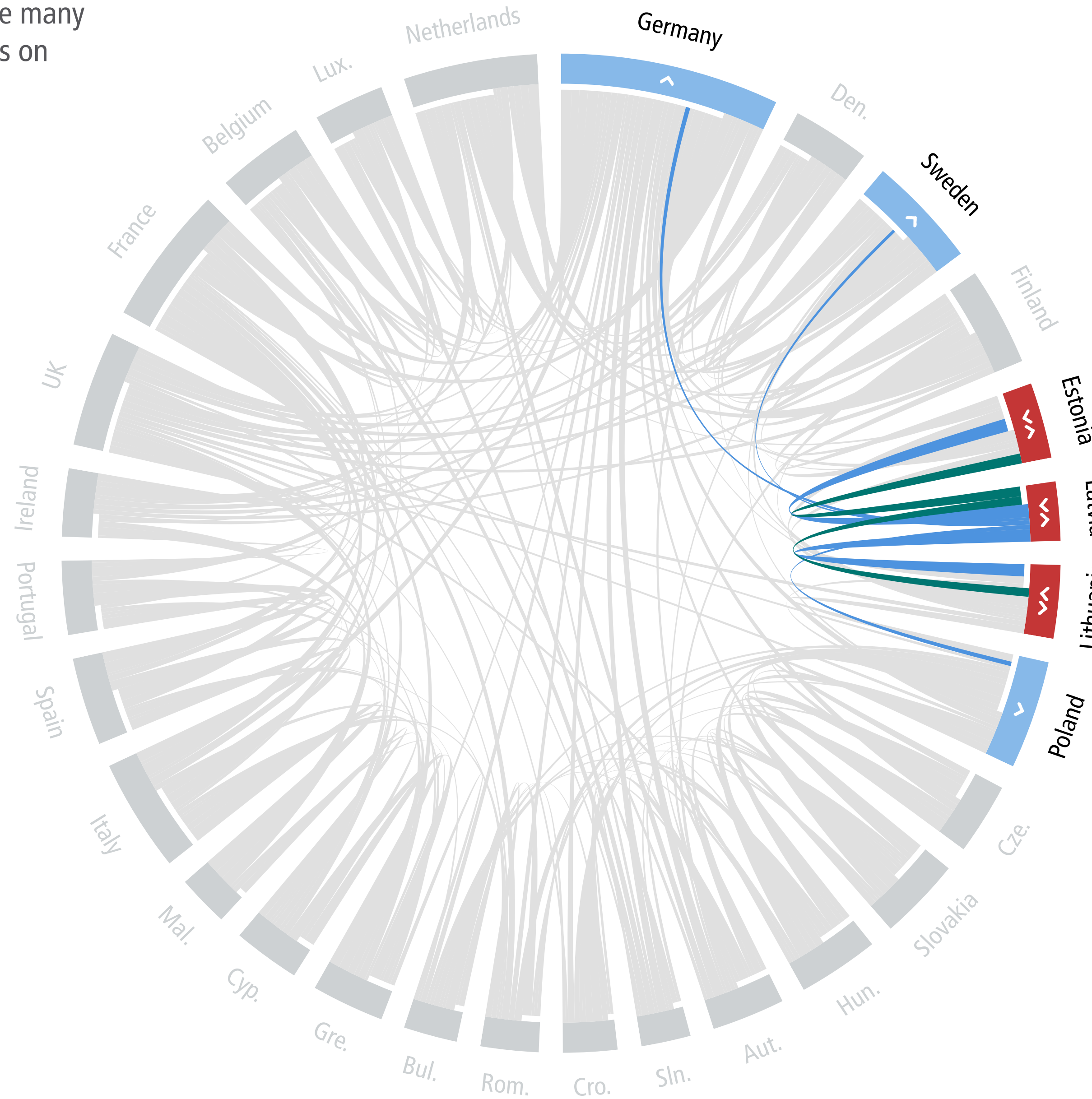
**Q2** "Which EU member states generally share many of your country's longer standing interests on EU policy? (select up to five)"

EU	<	○	Affluent Seven	<	>
Big Six	<	>	Southern Seven	<	>
Founding Six	<	>	Visegrád Four	<	>

---

Austria	<	>	○	Italy	<	>	○
Belgium	<	>	○	<b>Latvia</b>	<	>	●
Bulgaria	<	>	○	Lithuania	<	>	○
Croatia	<	>	○	Luxembourg	<	>	○
Cyprus	<	>	○	Malta	<	>	○
Czech R.	<	>	○	Netherlands	<	>	○
Denmark	<	>	○	Poland	<	>	○
Estonia	<	>	○	Portugal	<	>	○
Finland	<	>	○	Romania	<	>	○
France	<	>	○	Slovakia	<	>	○
Germany	<	>	○	Slovenia	<	>	○
Greece	<	>	○	Spain	<	>	○
Hungary	<	>	○	Sweden	<	>	○
Ireland	<	>	○	UK	<	>	○

- Preferences Overview
- Most Contacted
- Shared Interests**
- Most Responsive
- Most Disappointing
- Commitment to Deeper Integration



**Shared votes**

stronger share      weaker share

Lat 26%   Est 20%   ●  
 Lat 25%   Lit 17%   ●

**Lopsided votes**

Only sending to

9%   Germany  
 9%   Poland  
 6%   Sweden

Rounded results. Shares below 5% not shown.

# Shared Interests Votes for Lithuania by Lithuania Network

**Q2** "Which EU member states generally share many of your country's longer standing interests on EU policy? (select up to five)"

- EU  Affluent Seven
- Big Six  Southern Seven
- Founding Six  Visegrád Four

- |                                |   |
|--------------------------------|---|
| Austria <input type="radio"/>  | Italy <input type="radio"/>                       |
| Belgium <input type="radio"/>  | Latvia <input type="radio"/>                      |
| Bulgaria <input type="radio"/> | <b>Lithuania</b> <input checked="" type="radio"/> |
| Croatia <input type="radio"/>  | Luxembourg <input type="radio"/>                  |
| Cyprus <input type="radio"/>   | Malta <input type="radio"/>                       |
| Czech R. <input type="radio"/> | Netherlands <input type="radio"/>                 |
| Denmark <input type="radio"/>  | Poland <input type="radio"/>                      |
| Estonia <input type="radio"/>  | Portugal <input type="radio"/>                    |
| Finland <input type="radio"/>  | Romania <input type="radio"/>                     |
| France <input type="radio"/>   | Slovakia <input type="radio"/>                    |
| Germany <input type="radio"/>  | Slovenia <input type="radio"/>                    |
| Greece <input type="radio"/>   | Spain <input type="radio"/>                       |
| Hungary <input type="radio"/>  | Sweden <input type="radio"/>                      |
| Ireland <input type="radio"/>  | UK <input type="radio"/>                          |

Preferences Overview

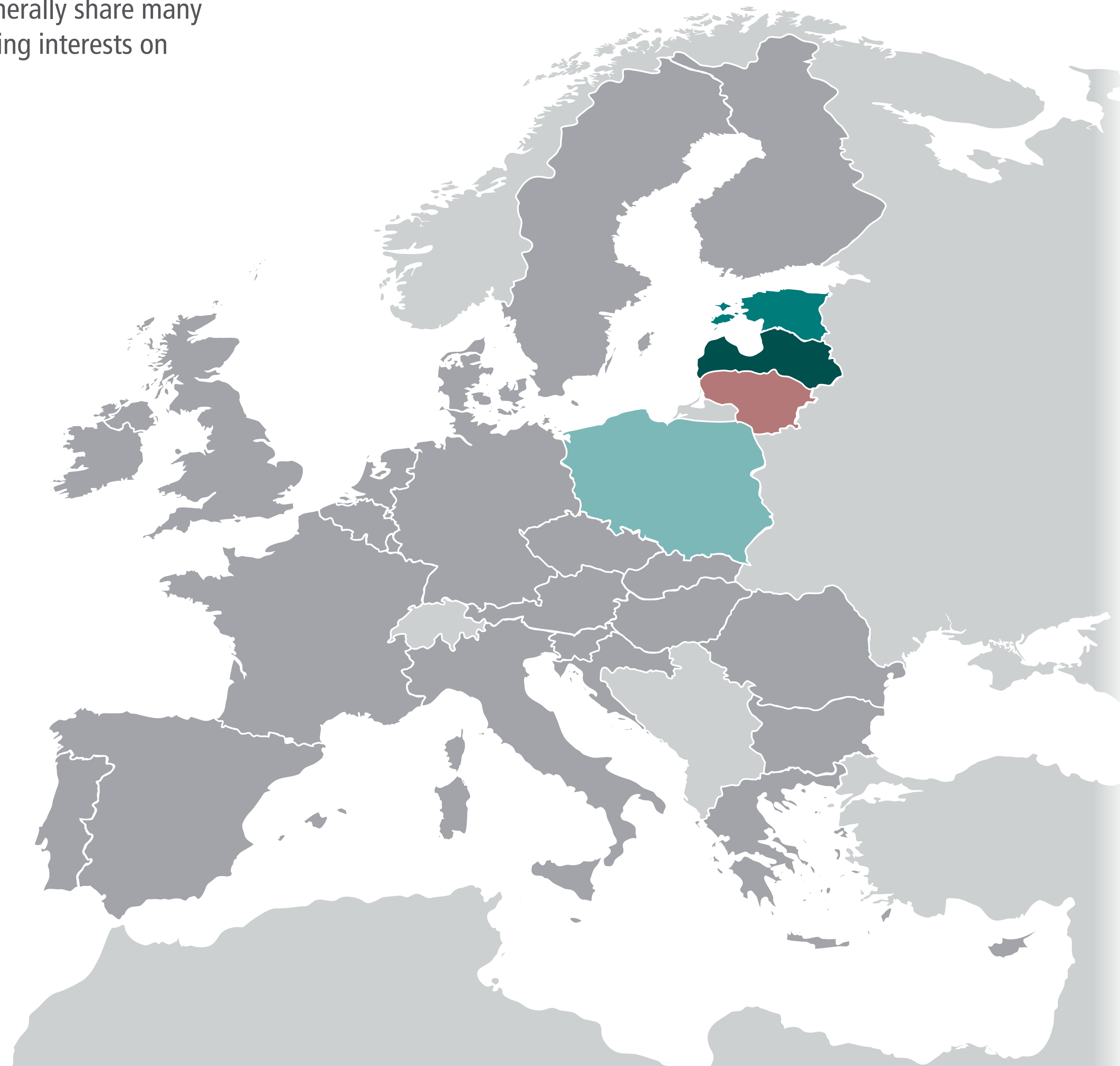
Most Contacted

**Shared Interests**

Most Responsive

Most Disappointing

Commitment to Deeper Integration



Of 3250 votes by 831 respondents, Lithuania received 65 (2%)

4% Visegrád 4  
2% Big 6  
Share of votes by group

25% Latvia  
15% Estonia  
8% Poland  
4% Romania  
3% Slovakia  
2% UK  
1% Bulgaria  
1% Czech Rep.  
1% Denmark  
1% France  
1% Spain  
1% Sweden  
Share of votes by country

■ Top %  
■ 10+ %  
■ 5-9 %  
■ 1-4 %

Rounded results. 0% shares not shown.



# Shared Interests Votes for Lithuania by Lithuania Network

**Q2** "Which EU member states generally share many of your country's longer standing interests on EU policy? (select up to five)"

- EU  Affluent Seven
- Big Six  Southern Seven
- Founding Six  Visegrád Four

- |                                |   |
|--------------------------------|---|
| Austria <input type="radio"/>  | Italy <input type="radio"/>                       |
| Belgium <input type="radio"/>  | Latvia <input type="radio"/>                      |
| Bulgaria <input type="radio"/> | <b>Lithuania</b> <input checked="" type="radio"/> |
| Croatia <input type="radio"/>  | Luxembourg <input type="radio"/>                  |
| Cyprus <input type="radio"/>   | Malta <input type="radio"/>                       |
| Czech R. <input type="radio"/> | Netherlands <input type="radio"/>                 |
| Denmark <input type="radio"/>  | Poland <input type="radio"/>                      |
| Estonia <input type="radio"/>  | Portugal <input type="radio"/>                    |
| Finland <input type="radio"/>  | Romania <input type="radio"/>                     |
| France <input type="radio"/>   | Slovakia <input type="radio"/>                    |
| Germany <input type="radio"/>  | Slovenia <input type="radio"/>                    |
| Greece <input type="radio"/>   | Spain <input type="radio"/>                       |
| Hungary <input type="radio"/>  | Sweden <input type="radio"/>                      |
| Ireland <input type="radio"/>  | UK <input type="radio"/>                          |

Preferences Overview

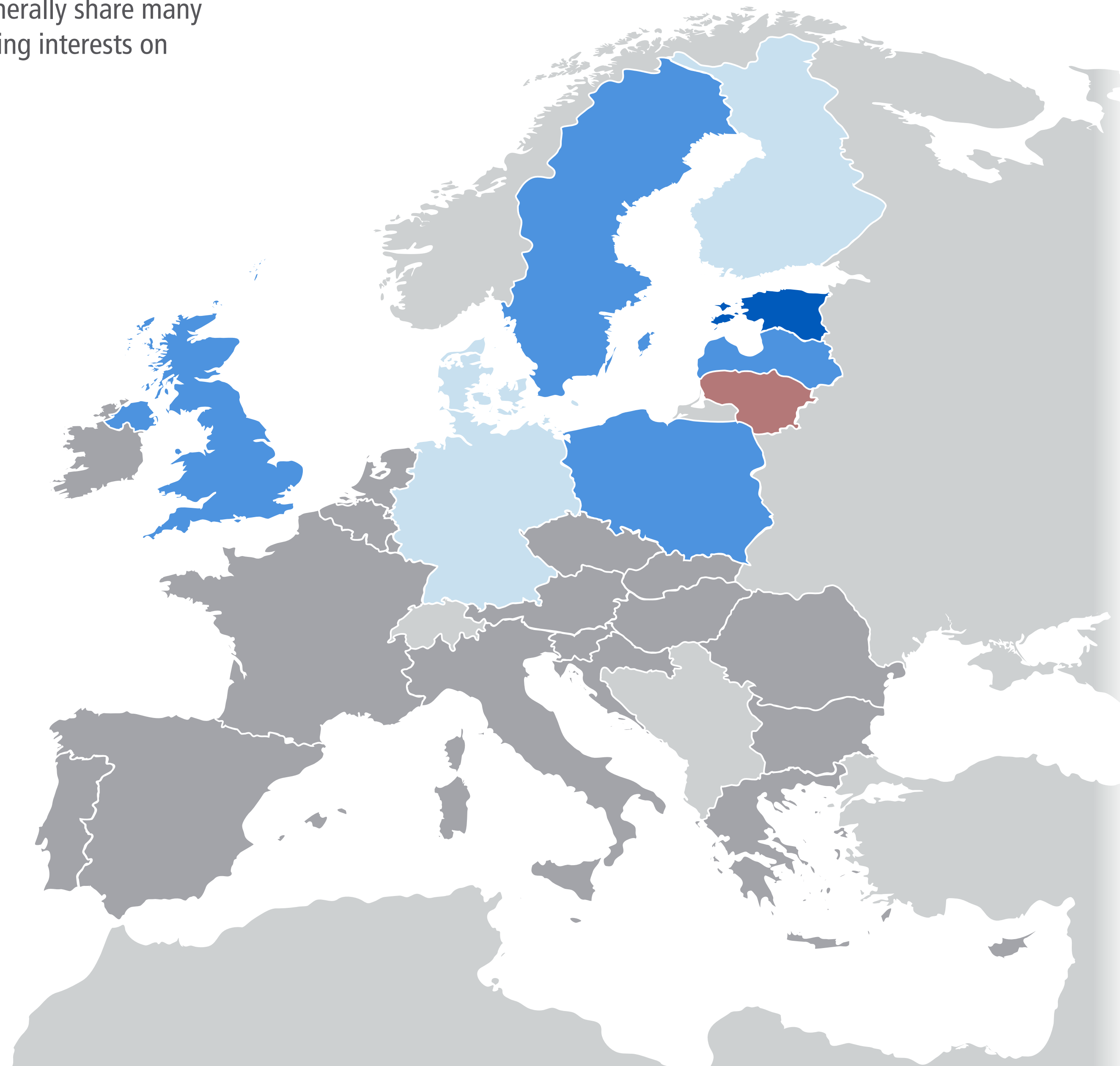
Most Contacted

**Shared Interests**

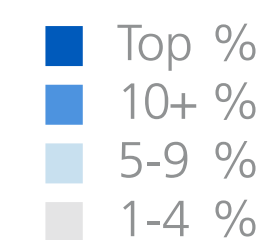
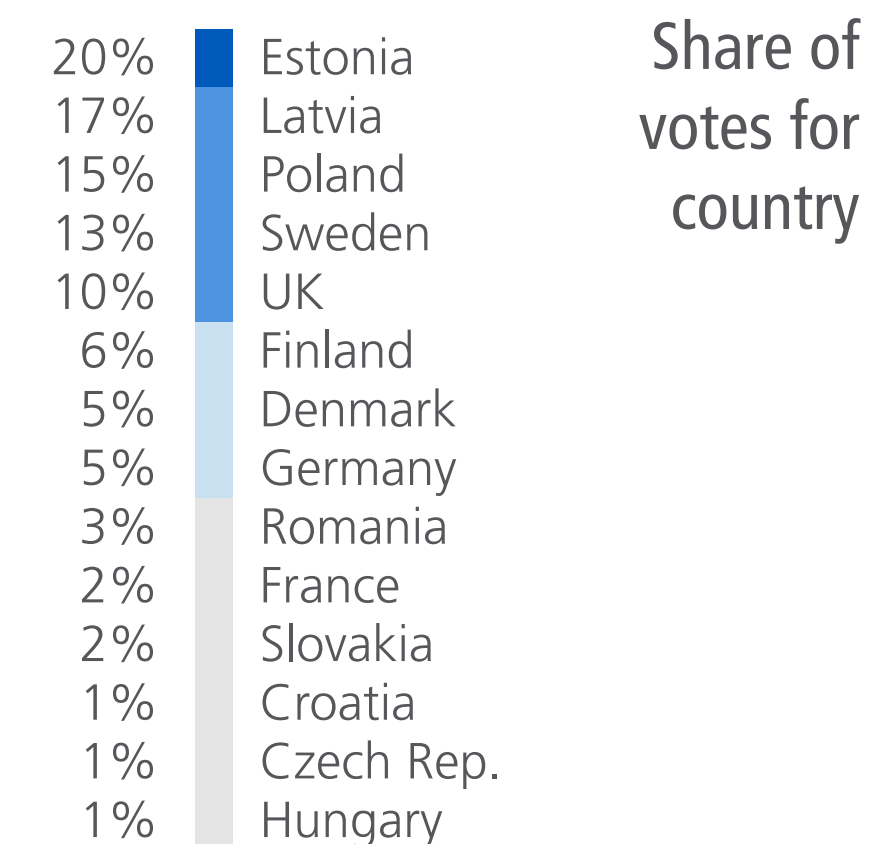
Most Responsive

Most Disappointing

Commitment to Deeper Integration



Of 111 votes by 26 respondents, Estonia received the most: 22



Rounded results. 0% shares not shown.

# Shared Interests Votes for Lithuania by Lithuania Network

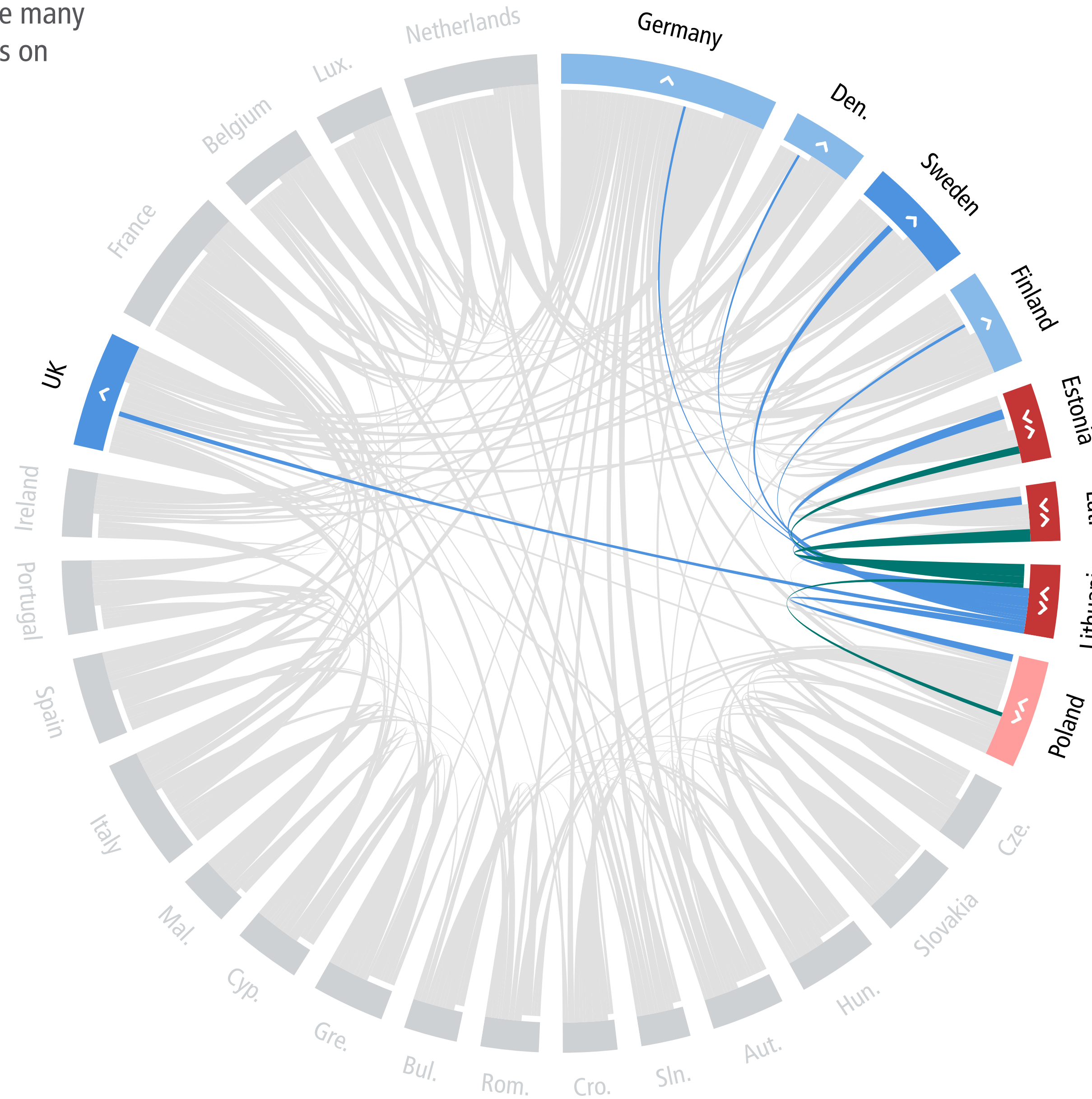
**Q2** "Which EU member states generally share many of your country's longer standing interests on EU policy? (select up to five)"

EU	<	○	Affluent Seven	<	>
Big Six	<	>	Southern Seven	<	>
Founding Six	<	>	Visegrád Four	<	>

---

Austria	<	>	○	Italy	<	>	○
Belgium	<	>	○	Latvia	<	>	○
Bulgaria	<	>	○	<b>Lithuania</b>	<	>	●
Croatia	<	>	○	Luxembourg	<	>	○
Cyprus	<	>	○	Malta	<	>	○
Czech R.	<	>	○	Netherlands	<	>	○
Denmark	<	>	○	Poland	<	>	○
Estonia	<	>	○	Portugal	<	>	○
Finland	<	>	○	Romania	<	>	○
France	<	>	○	Slovakia	<	>	○
Germany	<	>	○	Slovenia	<	>	○
Greece	<	>	○	Spain	<	>	○
Hungary	<	>	○	Sweden	<	>	○
Ireland	<	>	○	UK	<	>	○

- Preferences Overview
- Most Contacted
- Shared Interests**
- Most Responsive
- Most Disappointing
- Commitment to Deeper Integration



**Shared votes**

stronger share      weaker share

■ Lat 25%    ● Lit 17%    ●  
■ Lit 20%    ● Est 15%    ●  
■ Lit 15%    ● Pol 8%    ●

---

**Lopsided votes**

▶ Only sending to

13% ■ Sweden  
 10% ■ UK  
 6% ■ Finland  
 5% ■ Denmark  
 5% ■ Germany

Rounded results. Shares below 5% not shown.



# Shared Interests Votes for Luxembourg by Luxembourg Network

**Q2** "Which EU member states generally share many of your country's longer standing interests on EU policy? (select up to five)"

Of 3250 votes by 831 respondents, Luxembourg received 84 (2.6%)

- EU  Affluent Seven
- Big Six  Southern Seven
- Founding Six  Visegrád Four

- |                                |  |
|--------------------------------|--|
| Austria <input type="radio"/>  | Italy <input type="radio"/>                        |
| Belgium <input type="radio"/>  | Latvia <input type="radio"/>                       |
| Bulgaria <input type="radio"/> | Lithuania <input type="radio"/>                    |
| Croatia <input type="radio"/>  | <b>Luxembourg</b> <input checked="" type="radio"/> |
| Cyprus <input type="radio"/>   | Malta <input type="radio"/>                        |
| Czech R. <input type="radio"/> | Netherlands <input type="radio"/>                  |
| Denmark <input type="radio"/>  | Poland <input type="radio"/>                       |
| Estonia <input type="radio"/>  | Portugal <input type="radio"/>                     |
| Finland <input type="radio"/>  | Romania <input type="radio"/>                      |
| France <input type="radio"/>   | Slovakia <input type="radio"/>                     |
| Germany <input type="radio"/>  | Slovenia <input type="radio"/>                     |
| Greece <input type="radio"/>   | Spain <input type="radio"/>                        |
| Hungary <input type="radio"/>  | Sweden <input type="radio"/>                       |
| Ireland <input type="radio"/>  | UK <input type="radio"/>                           |

Preferences Overview

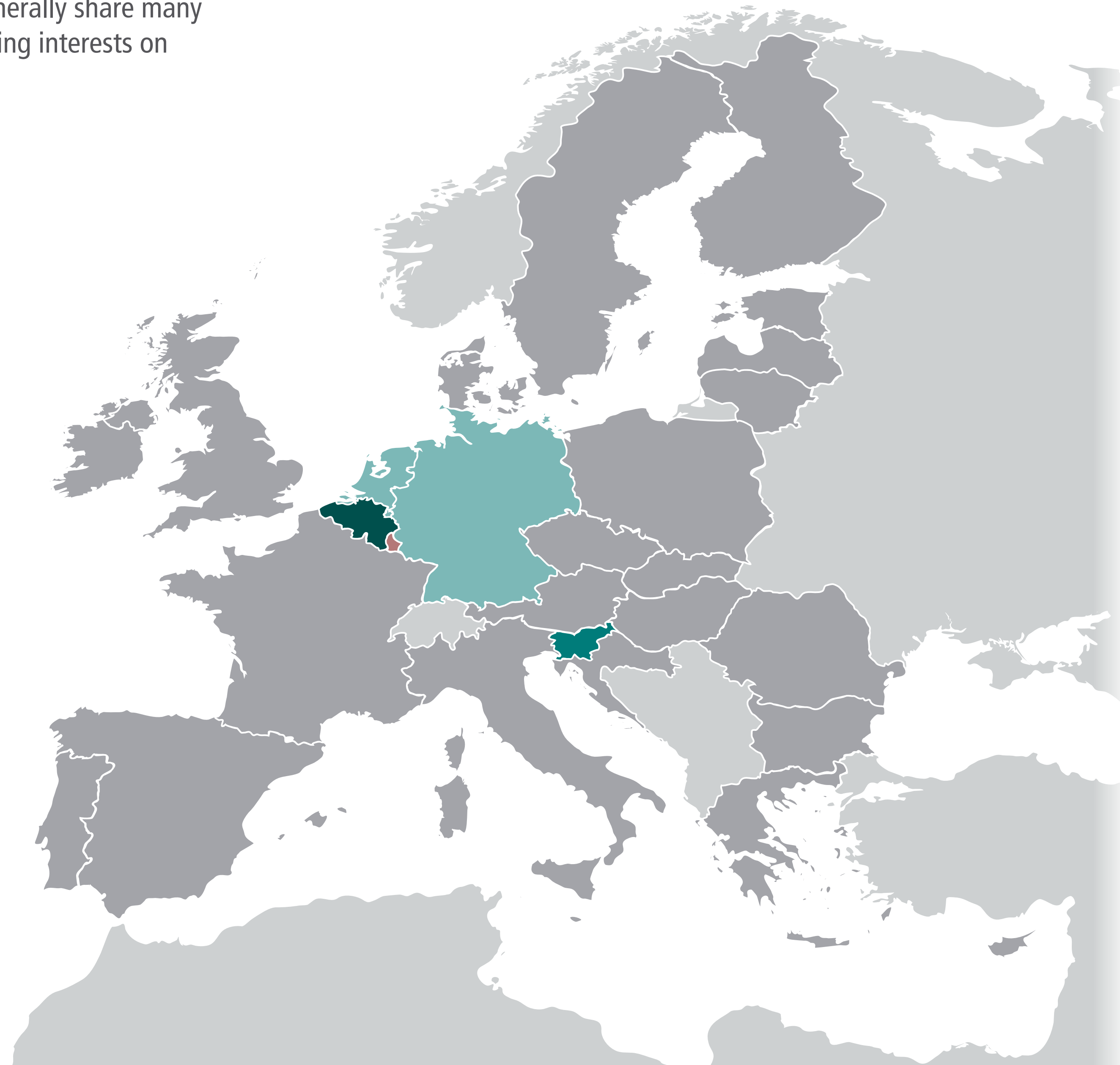
Most Contacted

**Shared Interests**

Most Responsive

Most Disappointing

Commitment to Deeper Integration



- 5% Founding 6
  - 4% Affluent 7
  - 3% Big 6
  - 1% Southern 7
- Share of votes by group

- 20% Belgium
  - 13% Slovenia
  - 9% Germany
  - 6% Netherlands
  - 4% Ireland
  - 4% Malta
  - 3% Austria
  - 3% France
  - 2% Cyprus
  - 2% Greece
  - 1% Denmark
  - 1% Estonia
  - 1% Finland
  - 1% Italy
  - 1% Portugal
  - 1% Sweden
  - 1% UK
- Share of votes by country

- Top %
- 10+ %
- 5-9 %
- 1-4 %

Rounded results. 0% shares not shown.

# Shared Interests Votes for Luxembourg by Luxembourg Network

**Q2** "Which EU member states generally share many of your country's longer standing interests on EU policy? (select up to five)"

- EU  Affluent Seven
- Big Six  Southern Seven
- Founding Six  Visegrád Four

- |                                |  |
|--------------------------------|--|
| Austria <input type="radio"/>  | Italy <input type="radio"/>                        |
| Belgium <input type="radio"/>  | Latvia <input type="radio"/>                       |
| Bulgaria <input type="radio"/> | Lithuania <input type="radio"/>                    |
| Croatia <input type="radio"/>  | <b>Luxembourg</b> <input checked="" type="radio"/> |
| Cyprus <input type="radio"/>   | Malta <input type="radio"/>                        |
| Czech R. <input type="radio"/> | Netherlands <input type="radio"/>                  |
| Denmark <input type="radio"/>  | Poland <input type="radio"/>                       |
| Estonia <input type="radio"/>  | Portugal <input type="radio"/>                     |
| Finland <input type="radio"/>  | Romania <input type="radio"/>                      |
| France <input type="radio"/>   | Slovakia <input type="radio"/>                     |
| Germany <input type="radio"/>  | Slovenia <input type="radio"/>                     |
| Greece <input type="radio"/>   | Spain <input type="radio"/>                        |
| Hungary <input type="radio"/>  | Sweden <input type="radio"/>                       |
| Ireland <input type="radio"/>  | UK <input type="radio"/>                           |

Preferences Overview

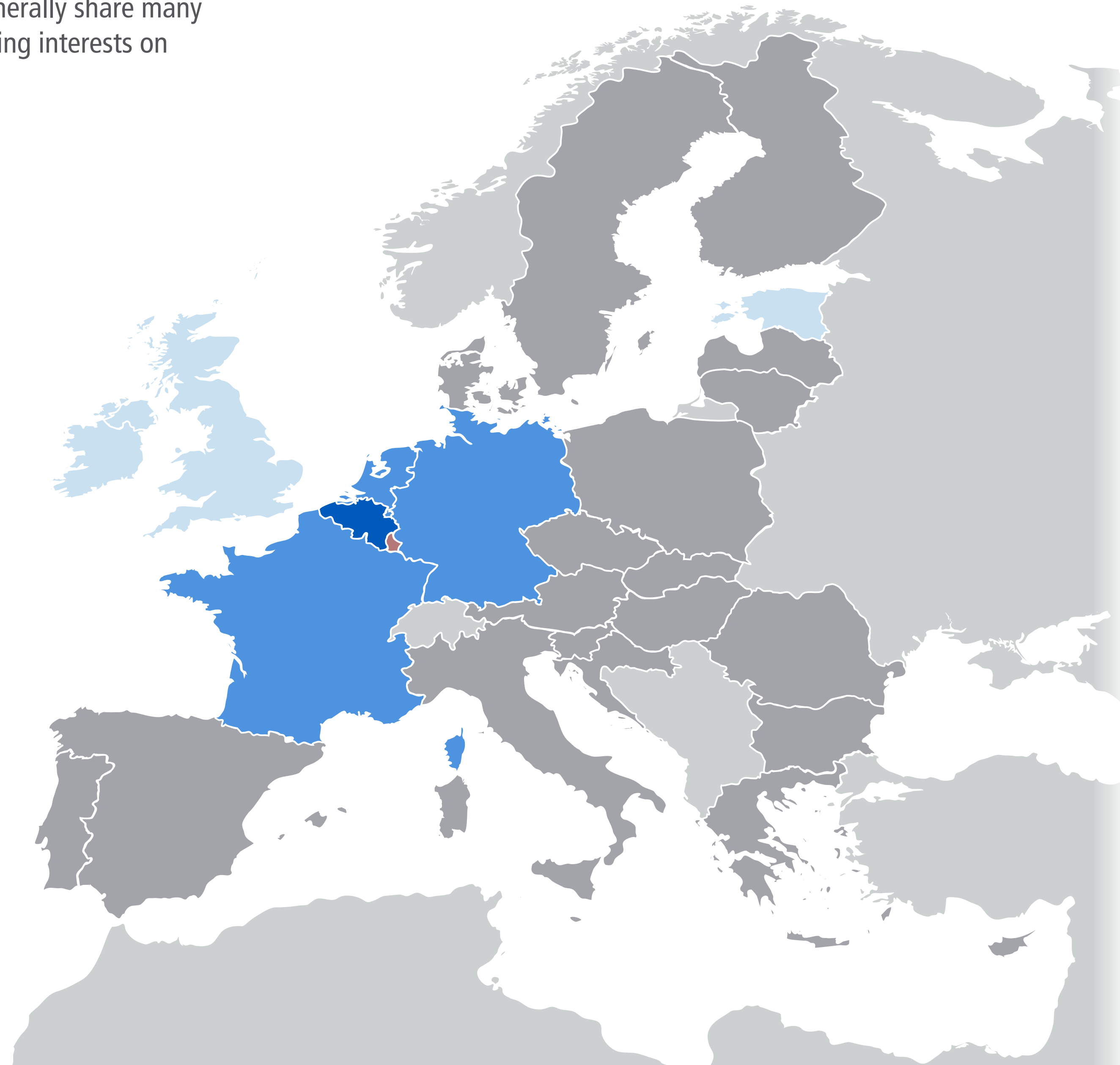
Most Contacted

**Shared Interests**

Most Responsive

Most Disappointing

Commitment to Deeper Integration



Of 76 votes by 20 respondents, Belgium received the most: 16

70%	Founding 6	Share of votes for group
49%	Affluent 7	
36%	Big 6	
18%	Southern 7	

21%	Belgium	Share of votes for country
20%	Netherlands	
16%	Germany	
12%	France	
7%	UK	
5%	Estonia	
5%	Ireland	
3%	Austria	
3%	Finland	
3%	Malta	
3%	Sweden	
1%	Cyprus	
1%	Italy	
1%	Portugal	

■ Top %  
■ 10+ %  
■ 5-9 %  
■ 1-4 %

Rounded results. 0% shares not shown.

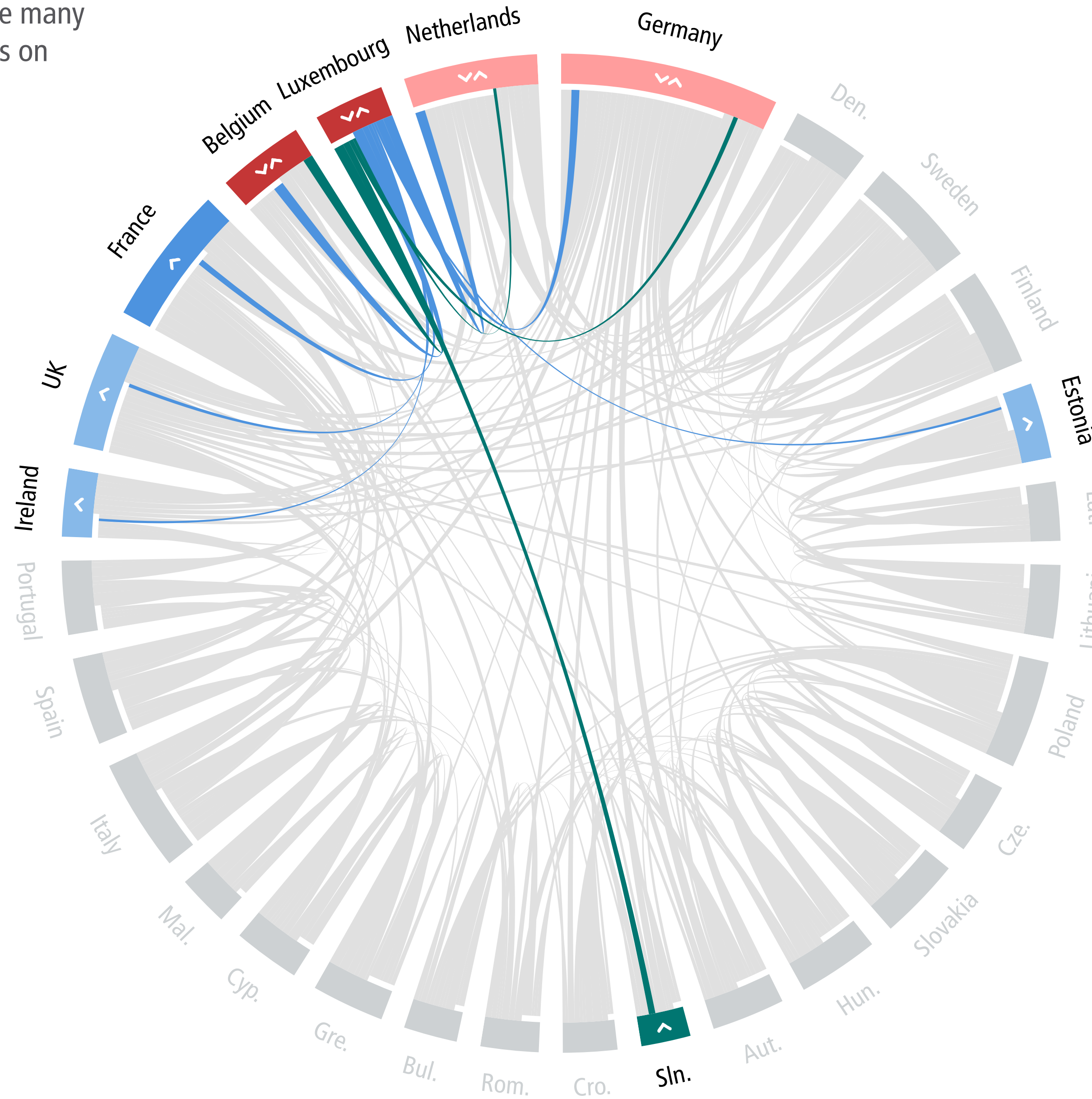


# Shared Interests Votes for Luxembourg by Luxembourg Network

**Q2** "Which EU member states generally share many of your country's longer standing interests on EU policy? (select up to five)"

EU	<	○	Affluent Seven	<	>		
Big Six	<	>	Southern Seven	<	>		
Founding Six	<	>	Visegrád Four	<	>		
Austria	<	>	○	Italy	<	>	○
Belgium	<	>	○	Latvia	<	>	○
Bulgaria	<	>	○	Lithuania	<	>	○
Croatia	<	>	○	<b>Luxembourg</b>	<	>	●
Cyprus	<	>	○	Malta	<	>	○
Czech R.	<	>	○	Netherlands	<	>	○
Denmark	<	>	○	Poland	<	>	○
Estonia	<	>	○	Portugal	<	>	○
Finland	<	>	○	Romania	<	>	○
France	<	>	○	Slovakia	<	>	○
Germany	<	>	○	Slovenia	<	>	○
Greece	<	>	○	Spain	<	>	○
Hungary	<	>	○	Sweden	<	>	○
Ireland	<	>	○	UK	<	>	○

- Preferences Overview
- Most Contacted
- Shared Interests**
- Most Responsive
- Most Disappointing
- Commitment to Deeper Integration



**Shared votes**

stronger share weaker share

- Lux 21%
- Bel 20%
- Lux 20%
- Net 6%
- Lux 16%
- Ger 9%

---

**Lopsided votes**

**> Only sending to**

- 12% France
- 7% UK
- 5% Estonia
- 5% Ireland

**< Only receiving from**

- 13% Slovenia

Rounded results. Shares below 5% not shown.

# Shared Interests Votes for Malta by Malta Network

**Q2** "Which EU member states generally share many of your country's longer standing interests on EU policy? (select up to five)"

- EU  Affluent Seven
- Big Six  Southern Seven
- Founding Six  Visegrád Four

- |                                |   |
|--------------------------------|---|
| Austria <input type="radio"/>  | Italy <input type="radio"/>                   |
| Belgium <input type="radio"/>  | Latvia <input type="radio"/>                  |
| Bulgaria <input type="radio"/> | Lithuania <input type="radio"/>               |
| Croatia <input type="radio"/>  | Luxembourg <input type="radio"/>              |
| Cyprus <input type="radio"/>   | <b>Malta</b> <input checked="" type="radio"/> |
| Czech R. <input type="radio"/> | Netherlands <input type="radio"/>             |
| Denmark <input type="radio"/>  | Poland <input type="radio"/>                  |
| Estonia <input type="radio"/>  | Portugal <input type="radio"/>                |
| Finland <input type="radio"/>  | Romania <input type="radio"/>                 |
| France <input type="radio"/>   | Slovakia <input type="radio"/>                |
| Germany <input type="radio"/>  | Slovenia <input type="radio"/>                |
| Greece <input type="radio"/>   | Spain <input type="radio"/>                   |
| Hungary <input type="radio"/>  | Sweden <input type="radio"/>                  |
| Ireland <input type="radio"/>  | UK <input type="radio"/>                      |

- Preferences Overview
- Most Contacted
- Shared Interests**
- Most Responsive
- Most Disappointing
- Commitment to Deeper Integration



Of 3250 votes by 831 respondents, Malta received 21 (0.6%)

2% Southern 7  
1% Founding 6  
Share of votes by group

15% Cyprus  
4% Greece  
3% Luxembourg  
2% Italy  
1% Ireland  
1% Spain  
Share of votes by country

■ Top %  
■ 10+ %  
■ 5-9 %  
■ 1-4 %

Rounded results. 0% shares not shown.



# Shared Interests Votes for Malta by Malta Network

**Q2** "Which EU member states generally share many of your country's longer standing interests on EU policy? (select up to five)"

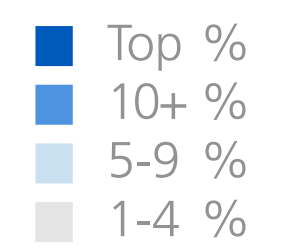
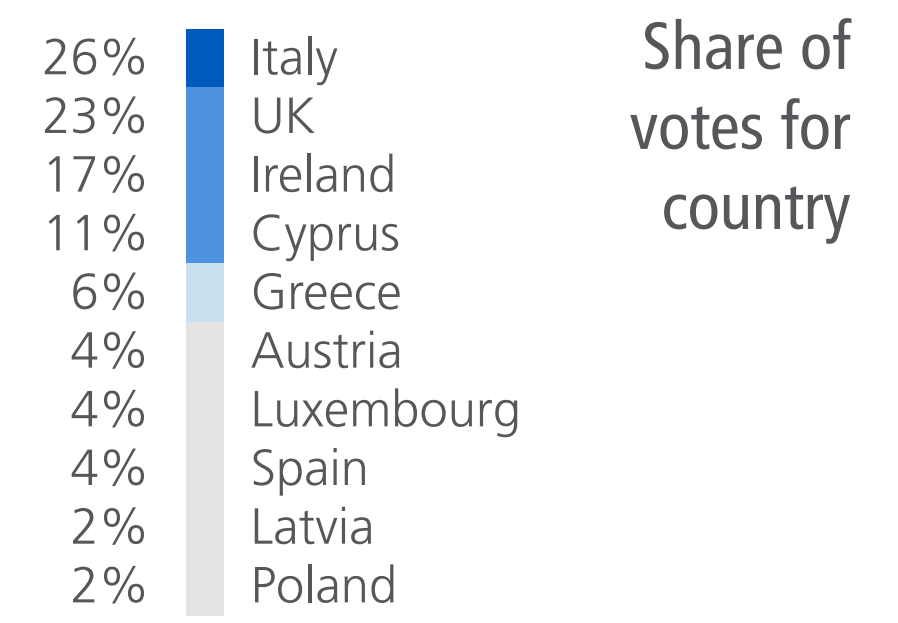
- EU  Affluent Seven
- Big Six  Southern Seven
- Founding Six  Visegrád Four

- |                                |   |
|--------------------------------|---|
| Austria <input type="radio"/>  | Italy <input type="radio"/>                   |
| Belgium <input type="radio"/>  | Latvia <input type="radio"/>                  |
| Bulgaria <input type="radio"/> | Lithuania <input type="radio"/>               |
| Croatia <input type="radio"/>  | Luxembourg <input type="radio"/>              |
| Cyprus <input type="radio"/>   | <b>Malta</b> <input checked="" type="radio"/> |
| Czech R. <input type="radio"/> | Netherlands <input type="radio"/>             |
| Denmark <input type="radio"/>  | Poland <input type="radio"/>                  |
| Estonia <input type="radio"/>  | Portugal <input type="radio"/>                |
| Finland <input type="radio"/>  | Romania <input type="radio"/>                 |
| France <input type="radio"/>   | Slovakia <input type="radio"/>                |
| Germany <input type="radio"/>  | Slovenia <input type="radio"/>                |
| Greece <input type="radio"/>   | Spain <input type="radio"/>                   |
| Hungary <input type="radio"/>  | Sweden <input type="radio"/>                  |
| Ireland <input type="radio"/>  | UK <input type="radio"/>                      |

- Preferences Overview
- Most Contacted
- Shared Interests**
- Most Responsive
- Most Disappointing
- Commitment to Deeper Integration



Of 47 votes by 17 respondents, Italy received the most: 12



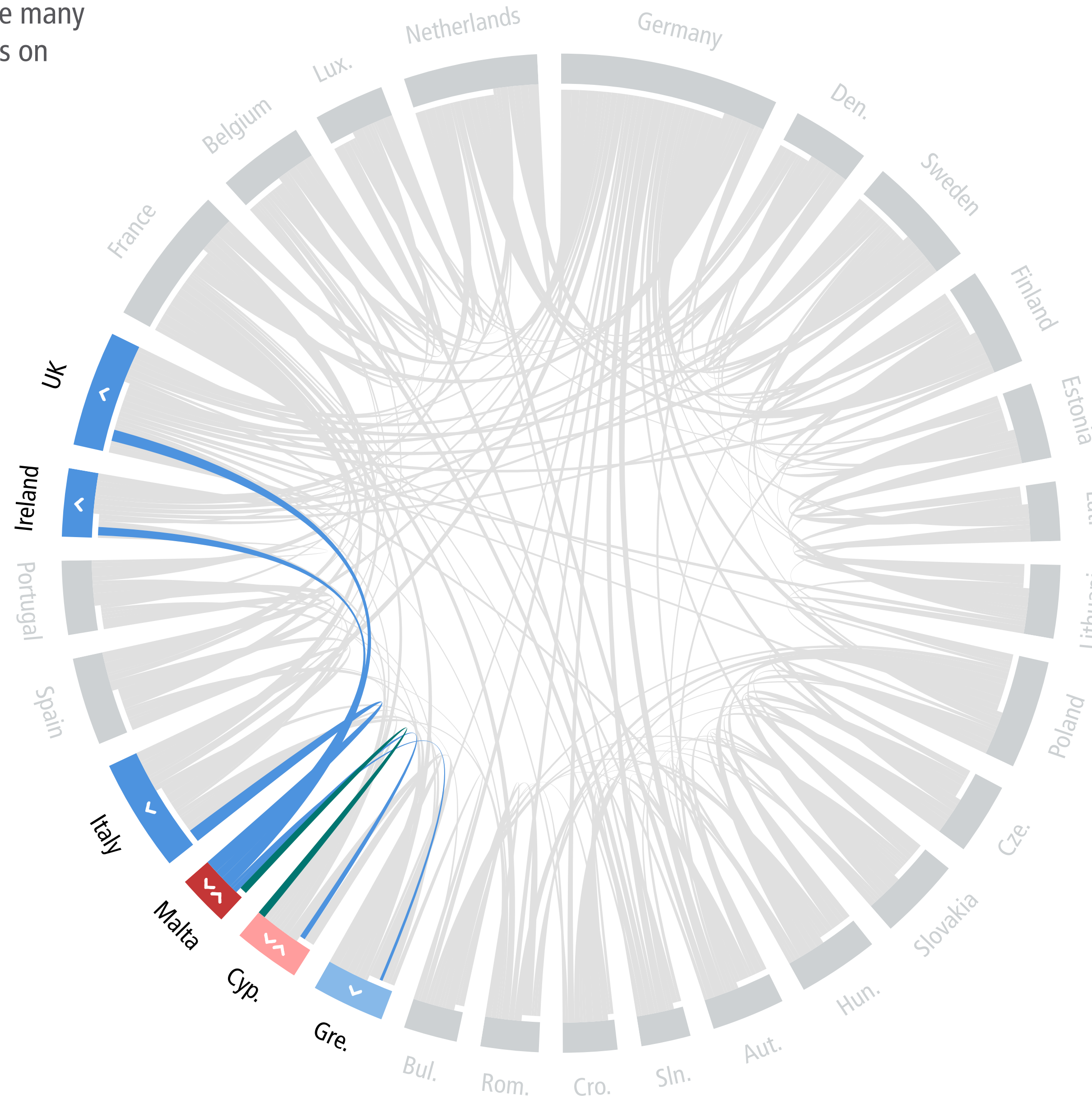
Rounded results. 0% shares not shown.

# Shared Interests Votes for Malta by Malta Network

**Q2** "Which EU member states generally share many of your country's longer standing interests on EU policy? (select up to five)"

EU	<	<input type="radio"/>	Affluent Seven	<	>		
Big Six	<	>	Southern Seven	<	>		
Founding Six	<	>	Visegrád Four	<	>		
Austria	<	>	<input type="radio"/>	Italy	<	>	<input type="radio"/>
Belgium	<	>	<input type="radio"/>	Latvia	<	>	<input type="radio"/>
Bulgaria	<	>	<input type="radio"/>	Lithuania	<	>	<input type="radio"/>
Croatia	<	>	<input type="radio"/>	Luxembourg	<	>	<input type="radio"/>
Cyprus	<	>	<input type="radio"/>	<b>Malta</b>	<	>	<input checked="" type="radio"/>
Czech R.	<	>	<input type="radio"/>	Netherlands	<	>	<input type="radio"/>
Denmark	<	>	<input type="radio"/>	Poland	<	>	<input type="radio"/>
Estonia	<	>	<input type="radio"/>	Portugal	<	>	<input type="radio"/>
Finland	<	>	<input type="radio"/>	Romania	<	>	<input type="radio"/>
France	<	>	<input type="radio"/>	Slovakia	<	>	<input type="radio"/>
Germany	<	>	<input type="radio"/>	Slovenia	<	>	<input type="radio"/>
Greece	<	>	<input type="radio"/>	Spain	<	>	<input type="radio"/>
Hungary	<	>	<input type="radio"/>	Sweden	<	>	<input type="radio"/>
Ireland	<	>	<input type="radio"/>	UK	<	>	<input type="radio"/>

- Preferences Overview
- Most Contacted
- Shared Interests**
- Most Responsive
- Most Disappointing
- Commitment to Deeper Integration



**Shared votes**

stronger share weaker share

Cyp 15% ● Mal 11% ●

Lopsided votes

**Only sending to**

26% Italy  
23% UK  
17% Ireland  
6% Greece

Rounded results. Shares below 5% not shown.



# Shared Interests Votes for Netherlands by Netherlands Network

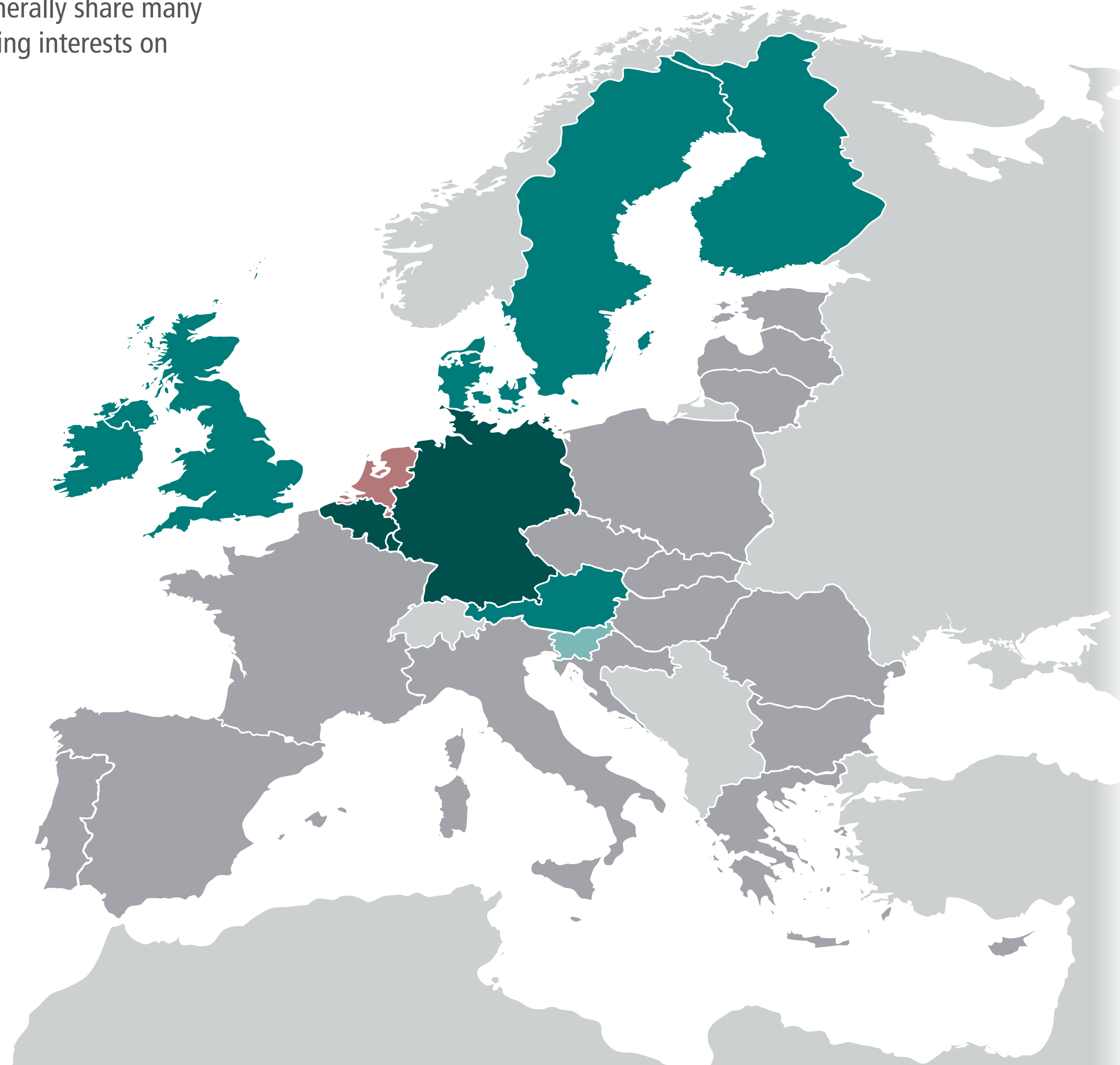
**Q2** "Which EU member states generally share many of your country's longer standing interests on EU policy? (select up to five)"

Of 3250 votes by 831 respondents, Netherlands received 227 (7%)

- EU  Affluent Seven
- Big Six  Southern Seven
- Founding Six  Visegrád Four

- |                                |   |
|--------------------------------|---|
| Austria <input type="radio"/>  | Italy <input type="radio"/>                         |
| Belgium <input type="radio"/>  | Latvia <input type="radio"/>                        |
| Bulgaria <input type="radio"/> | Lithuania <input type="radio"/>                     |
| Croatia <input type="radio"/>  | Luxembourg <input type="radio"/>                    |
| Cyprus <input type="radio"/>   | Malta <input type="radio"/>                         |
| Czech R. <input type="radio"/> | <b>Netherlands</b> <input checked="" type="radio"/> |
| Denmark <input type="radio"/>  | Poland <input type="radio"/>                        |
| Estonia <input type="radio"/>  | Portugal <input type="radio"/>                      |
| Finland <input type="radio"/>  | Romania <input type="radio"/>                       |
| France <input type="radio"/>   | Slovakia <input type="radio"/>                      |
| Germany <input type="radio"/>  | Slovenia <input type="radio"/>                      |
| Greece <input type="radio"/>   | Spain <input type="radio"/>                         |
| Hungary <input type="radio"/>  | Sweden <input type="radio"/>                        |
| Ireland <input type="radio"/>  | UK <input type="radio"/>                            |

- Preferences Overview
- Most Contacted
- Shared Interests**
- Most Responsive
- Most Disappointing
- Commitment to Deeper Integration



- Share of votes by group
- 14% Affluent 7
  - 9% Founding 6
  - 7% Big 6
  - 2% Southern 7
  - 1% Visegrád 4

- Share of votes by country
- 20% Belgium
  - 20% Germany
  - 20% Luxembourg
  - 18% Finland
  - 18% Ireland
  - 17% Denmark
  - 15% Sweden
  - 14% Austria
  - 14% UK
  - 7% Slovenia
  - 4% Estonia
  - 4% France
  - 3% Czech Rep.
  - 3% Portugal
  - 1% Bulgaria
  - 1% Hungary
  - 1% Italy
  - 1% Latvia
  - 1% Romania
  - 1% Spain

- Top %
- 10+ %
- 5-9 %
- 1-4 %

Rounded results. 0% shares not shown.

# Shared Interests Votes for Netherlands by Netherlands Network

**Q2** "Which EU member states generally share many of your country's longer standing interests on EU policy? (select up to five)"

- EU  Affluent Seven
- Big Six  Southern Seven
- Founding Six  Visegrád Four

- |          |                       |                    |                                  |
|----------|-----------------------|--------------------|----------------------------------|
| Austria  | <input type="radio"/> | Italy              | <input type="radio"/>            |
| Belgium  | <input type="radio"/> | Latvia             | <input type="radio"/>            |
| Bulgaria | <input type="radio"/> | Lithuania          | <input type="radio"/>            |
| Croatia  | <input type="radio"/> | Luxembourg         | <input type="radio"/>            |
| Cyprus   | <input type="radio"/> | Malta              | <input type="radio"/>            |
| Czech R. | <input type="radio"/> | <b>Netherlands</b> | <input checked="" type="radio"/> |
| Denmark  | <input type="radio"/> | Poland             | <input type="radio"/>            |
| Estonia  | <input type="radio"/> | Portugal           | <input type="radio"/>            |
| Finland  | <input type="radio"/> | Romania            | <input type="radio"/>            |
| France   | <input type="radio"/> | Slovakia           | <input type="radio"/>            |
| Germany  | <input type="radio"/> | Slovenia           | <input type="radio"/>            |
| Greece   | <input type="radio"/> | Spain              | <input type="radio"/>            |
| Hungary  | <input type="radio"/> | Sweden             | <input type="radio"/>            |
| Ireland  | <input type="radio"/> | UK                 | <input type="radio"/>            |

Preferences Overview

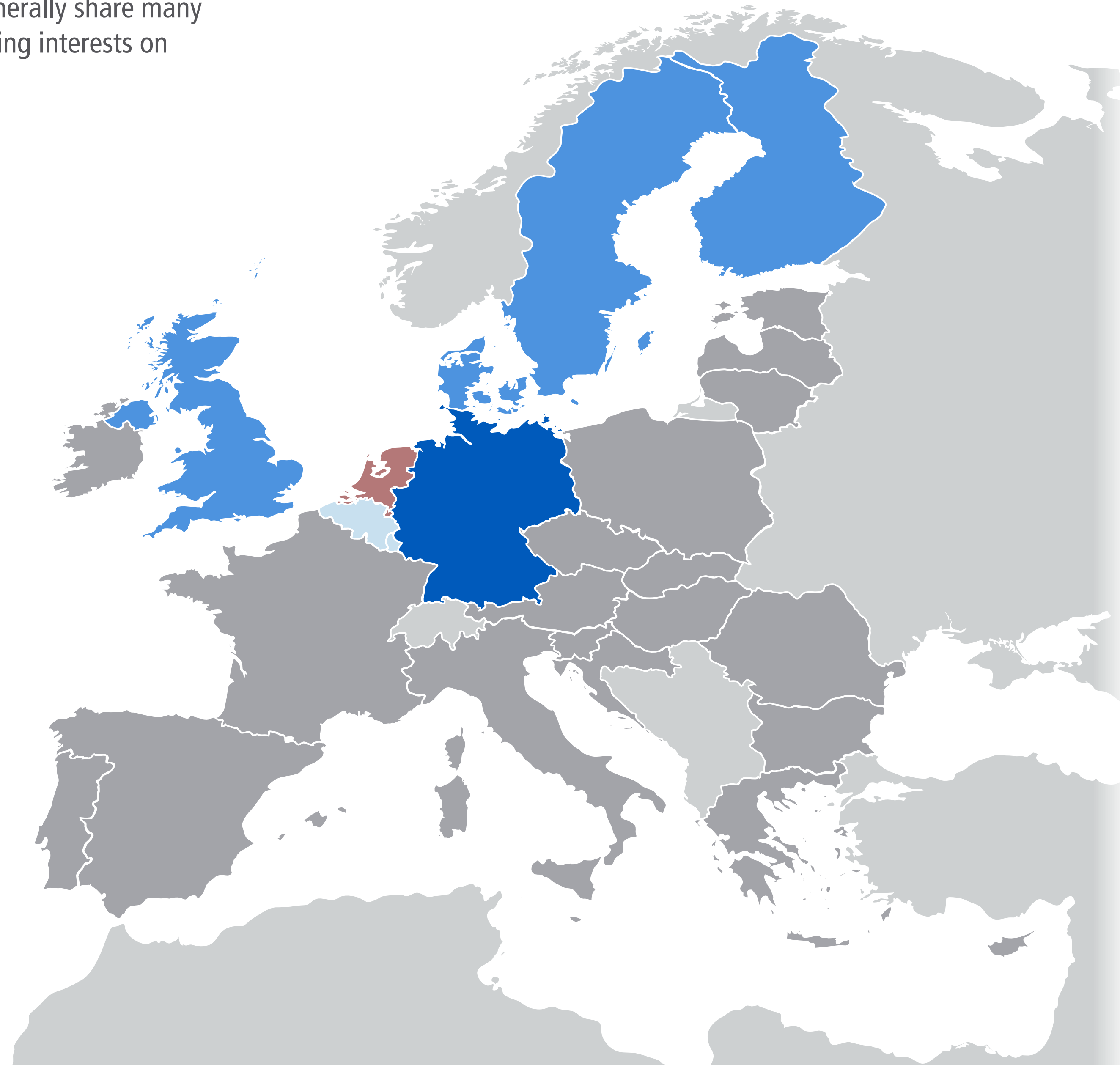
Most Contacted

**Shared Interests**

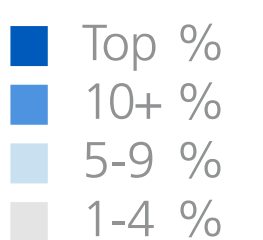
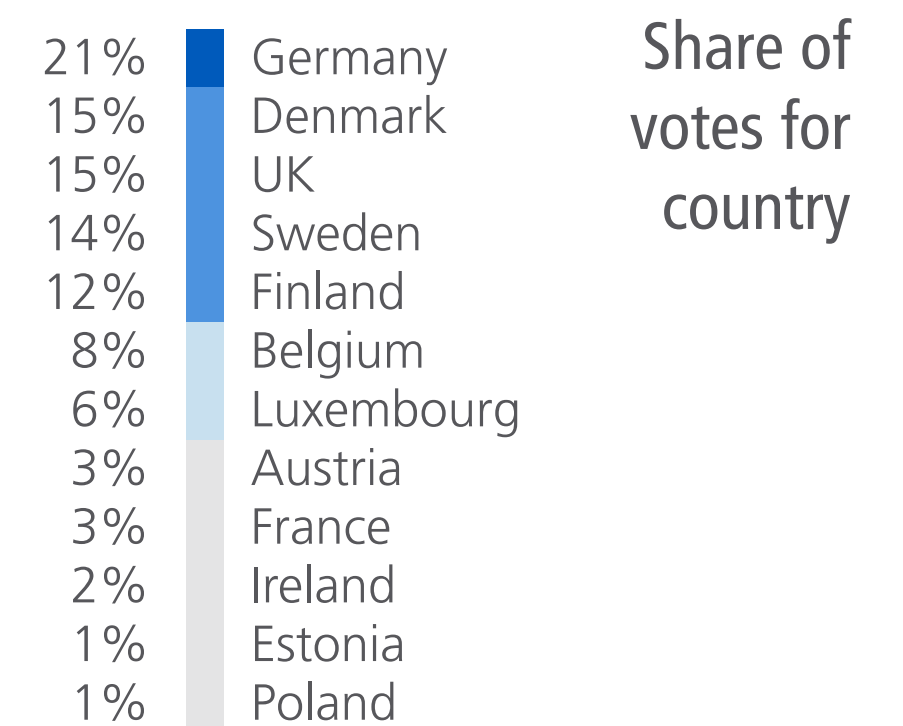
Most Responsive

Most Disappointing

Commitment to Deeper Integration



Of 130 votes by 29 respondents, Germany received the most: 27



Rounded results. 0% shares not shown.



# Shared Interests Votes for Netherlands by Netherlands Network

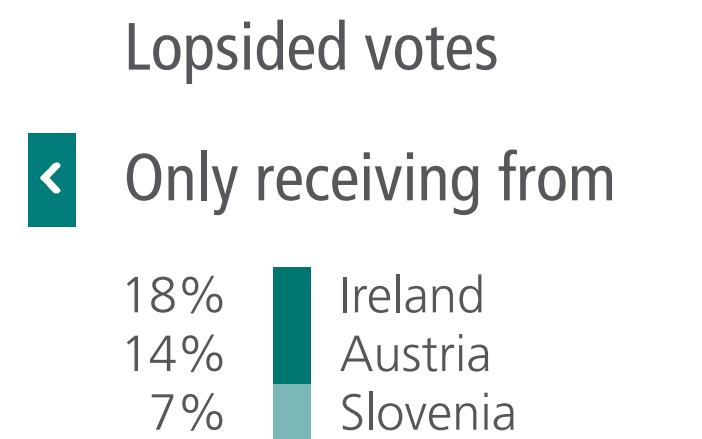
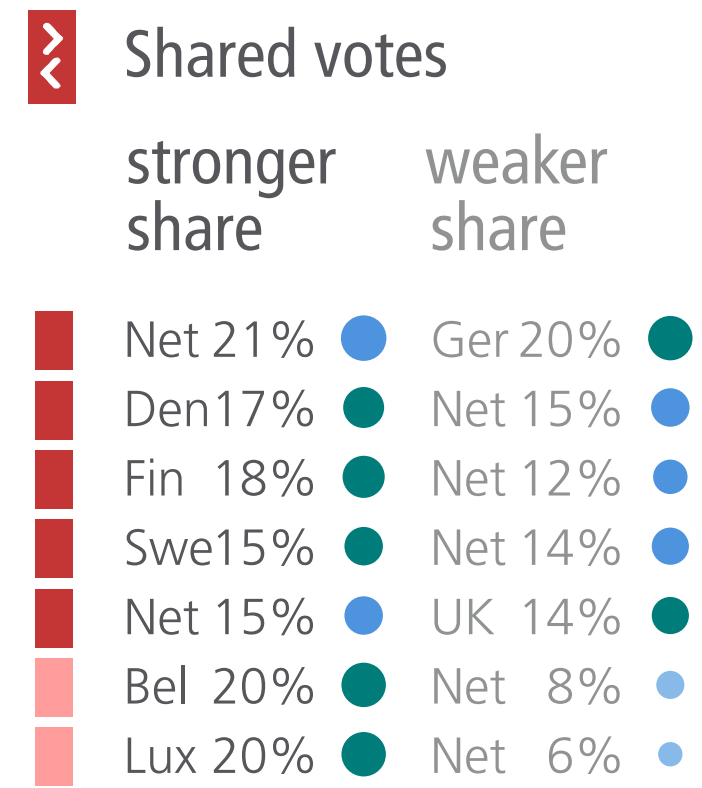
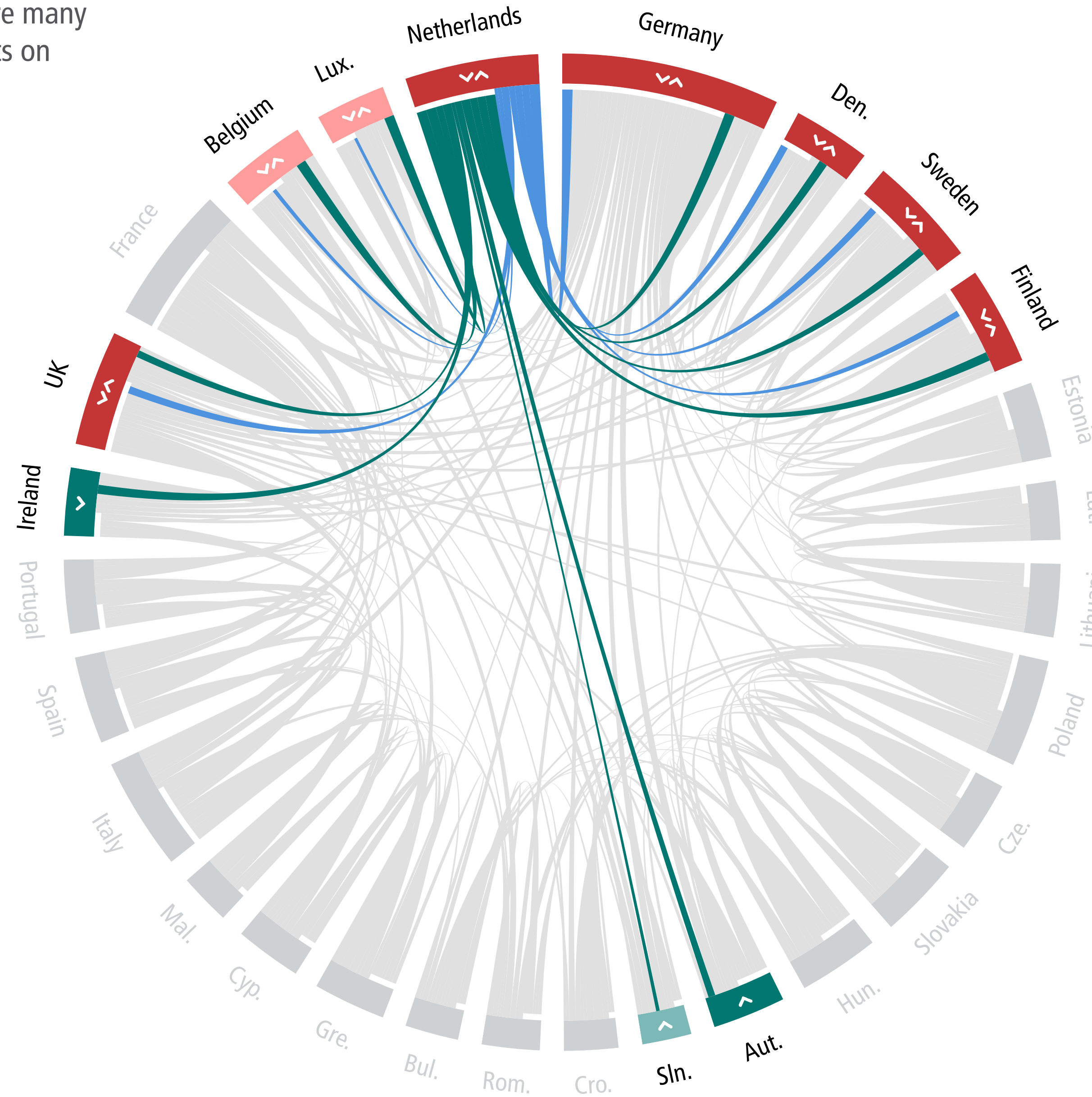
**Q2** "Which EU member states generally share many of your country's longer standing interests on EU policy? (select up to five)"

EU	<	○	Affluent Seven	<	>
Big Six	<	>	Southern Seven	<	>
Founding Six	<	>	Visegrád Four	<	>

Austria	<	>	○	Italy	<	>	○
Belgium	<	>	○	Latvia	<	>	○
Bulgaria	<	>	○	Lithuania	<	>	○
Croatia	<	>	○	Luxembourg	<	>	○
Cyprus	<	>	○	Malta	<	>	○
Czech R.	<	>	○	<b>Netherlands</b>	<	>	●
Denmark	<	>	○	Poland	<	>	○
Estonia	<	>	○	Portugal	<	>	○
Finland	<	>	○	Romania	<	>	○
France	<	>	○	Slovakia	<	>	○
Germany	<	>	○	Slovenia	<	>	○
Greece	<	>	○	Spain	<	>	○
Hungary	<	>	○	Sweden	<	>	○
Ireland	<	>	○	UK	<	>	○

- Preferences Overview
- Most Contacted
- Shared Interests**
- Most Responsive
- Most Disappointing
- Commitment to Deeper Integration



Rounded results. Shares below 5% not shown.

# Shared Interests Votes for Poland by Poland Network

**Q2** "Which EU member states generally share many of your country's longer standing interests on EU policy? (select up to five)"

- EU  Affluent Seven
- Big Six  Southern Seven
- Founding Six  Visegrád Four

- |                                |  |
|--------------------------------|--|
| Austria <input type="radio"/>  | Italy <input type="radio"/>                    |
| Belgium <input type="radio"/>  | Latvia <input type="radio"/>                   |
| Bulgaria <input type="radio"/> | Lithuania <input type="radio"/>                |
| Croatia <input type="radio"/>  | Luxembourg <input type="radio"/>               |
| Cyprus <input type="radio"/>   | Malta <input type="radio"/>                    |
| Czech R. <input type="radio"/> | Netherlands <input type="radio"/>              |
| Denmark <input type="radio"/>  | <b>Poland</b> <input checked="" type="radio"/> |
| Estonia <input type="radio"/>  | Portugal <input type="radio"/>                 |
| Finland <input type="radio"/>  | Romania <input type="radio"/>                  |
| France <input type="radio"/>   | Slovakia <input type="radio"/>                 |
| Germany <input type="radio"/>  | Slovenia <input type="radio"/>                 |
| Greece <input type="radio"/>   | Spain <input type="radio"/>                    |
| Hungary <input type="radio"/>  | Sweden <input type="radio"/>                   |
| Ireland <input type="radio"/>  | UK <input type="radio"/>                       |

Preferences Overview


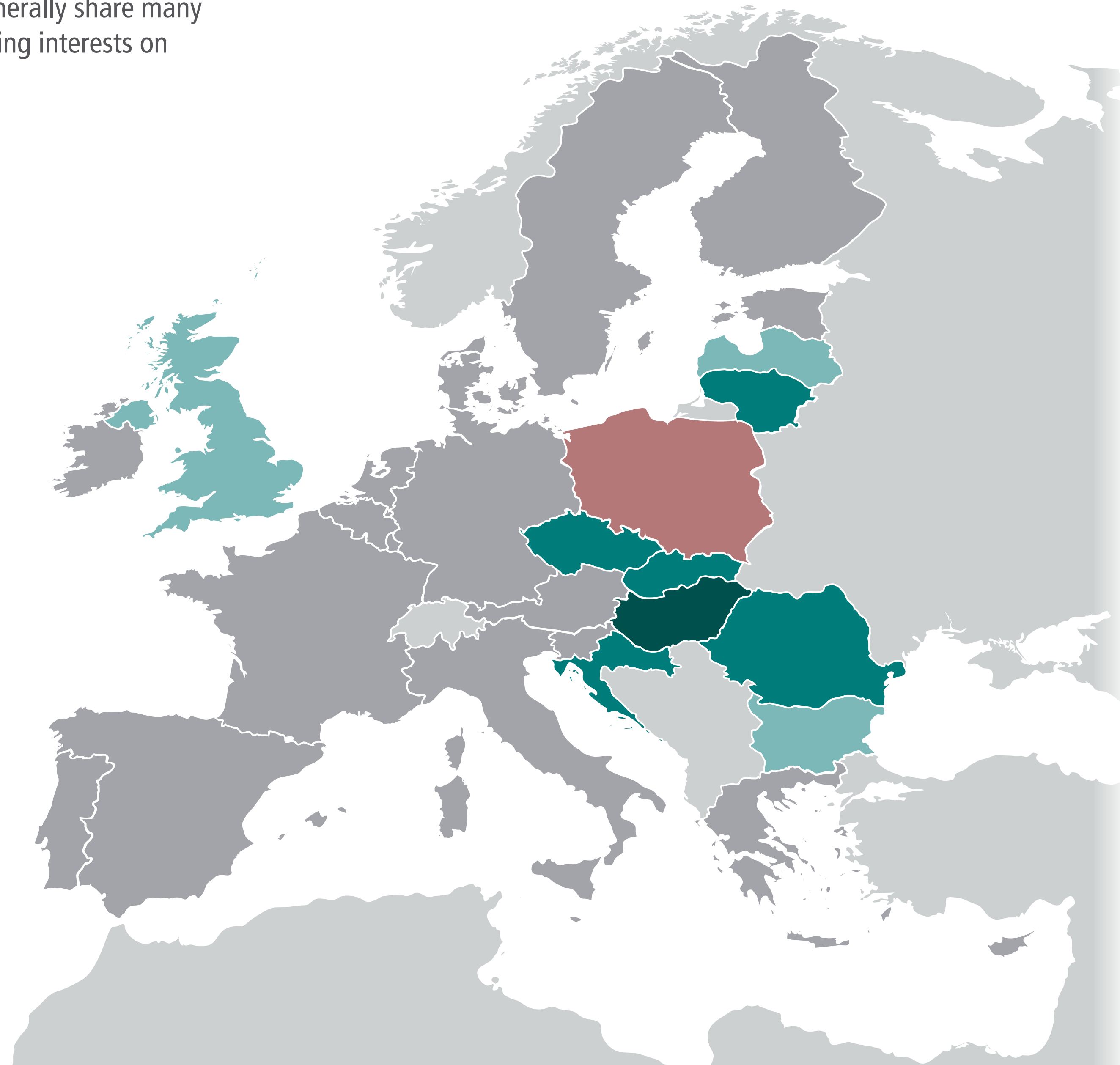
Most Contacted

**Shared Interests**

Most Responsive

Most Disappointing

Commitment to Deeper Integration



Of 3250 votes by 831 respondents, Poland received 129 (4%)

- 11% Visegrád 4
- 1% Big 6
- 1% Southern 7

Share of votes by group

- 26% Hungary
- 16% Slovakia
- 15% Lithuania
- 15% Romania
- 12% Czech Rep.
- 11% Croatia
- 9% Latvia
- 8% Bulgaria
- 6% UK
- 4% Estonia
- 2% Malta
- 2% Spain
- 1% Germany
- 1% Netherlands
- 1% Slovenia

Share of votes by country

- Top %
- 10+ %
- 5-9 %
- 1-4 %

Rounded results. 0% shares not shown.



# Shared Interests Votes for Poland by Poland Network

**Q2** "Which EU member states generally share many of your country's longer standing interests on EU policy? (select up to five)"

- EU  Affluent Seven
- Big Six  Southern Seven
- Founding Six  Visegrád Four

- |          |                       |               |                                  |
|----------|-----------------------|---------------|----------------------------------|
| Austria  | <input type="radio"/> | Italy         | <input type="radio"/>            |
| Belgium  | <input type="radio"/> | Latvia        | <input type="radio"/>            |
| Bulgaria | <input type="radio"/> | Lithuania     | <input type="radio"/>            |
| Croatia  | <input type="radio"/> | Luxembourg    | <input type="radio"/>            |
| Cyprus   | <input type="radio"/> | Malta         | <input type="radio"/>            |
| Czech R. | <input type="radio"/> | Netherlands   | <input type="radio"/>            |
| Denmark  | <input type="radio"/> | <b>Poland</b> | <input checked="" type="radio"/> |
| Estonia  | <input type="radio"/> | Portugal      | <input type="radio"/>            |
| Finland  | <input type="radio"/> | Romania       | <input type="radio"/>            |
| France   | <input type="radio"/> | Slovakia      | <input type="radio"/>            |
| Germany  | <input type="radio"/> | Slovenia      | <input type="radio"/>            |
| Greece   | <input type="radio"/> | Spain         | <input type="radio"/>            |
| Hungary  | <input type="radio"/> | Sweden        | <input type="radio"/>            |
| Ireland  | <input type="radio"/> | UK            | <input type="radio"/>            |

Preferences Overview

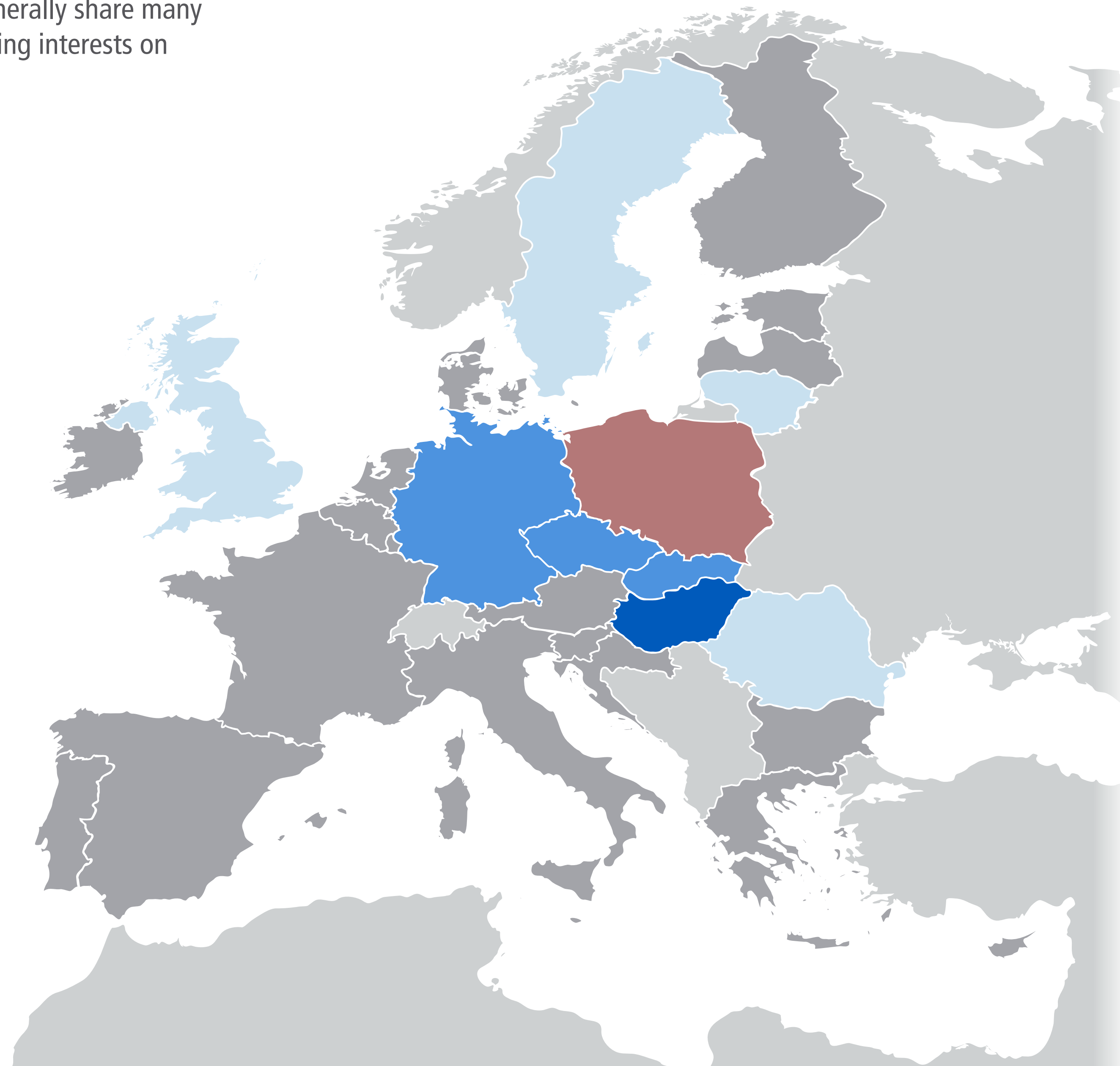
Most Contacted

**Shared Interests**

Most Responsive

Most Disappointing

Commitment to Deeper Integration



Of 159 votes by 43 respondents, Hungary received the most: 32

- 46% Visegrád 4
- 26% Big 6
- 18% Founding 6
- 8% Affluent 7
- 4% Southern 7

Share of votes for group

- 20% Hungary
- 16% Germany
- 15% Czech Rep.
- 11% Slovakia
- 8% Lithuania
- 7% UK
- 6% Sweden
- 5% Romania
- 3% Latvia
- 2% Croatia
- 2% Estonia
- 2% Finland
- 2% France
- 1% Italy
- 1% Spain

Share of votes for country

- Top %
- 10+ %
- 5-9 %
- 1-4 %

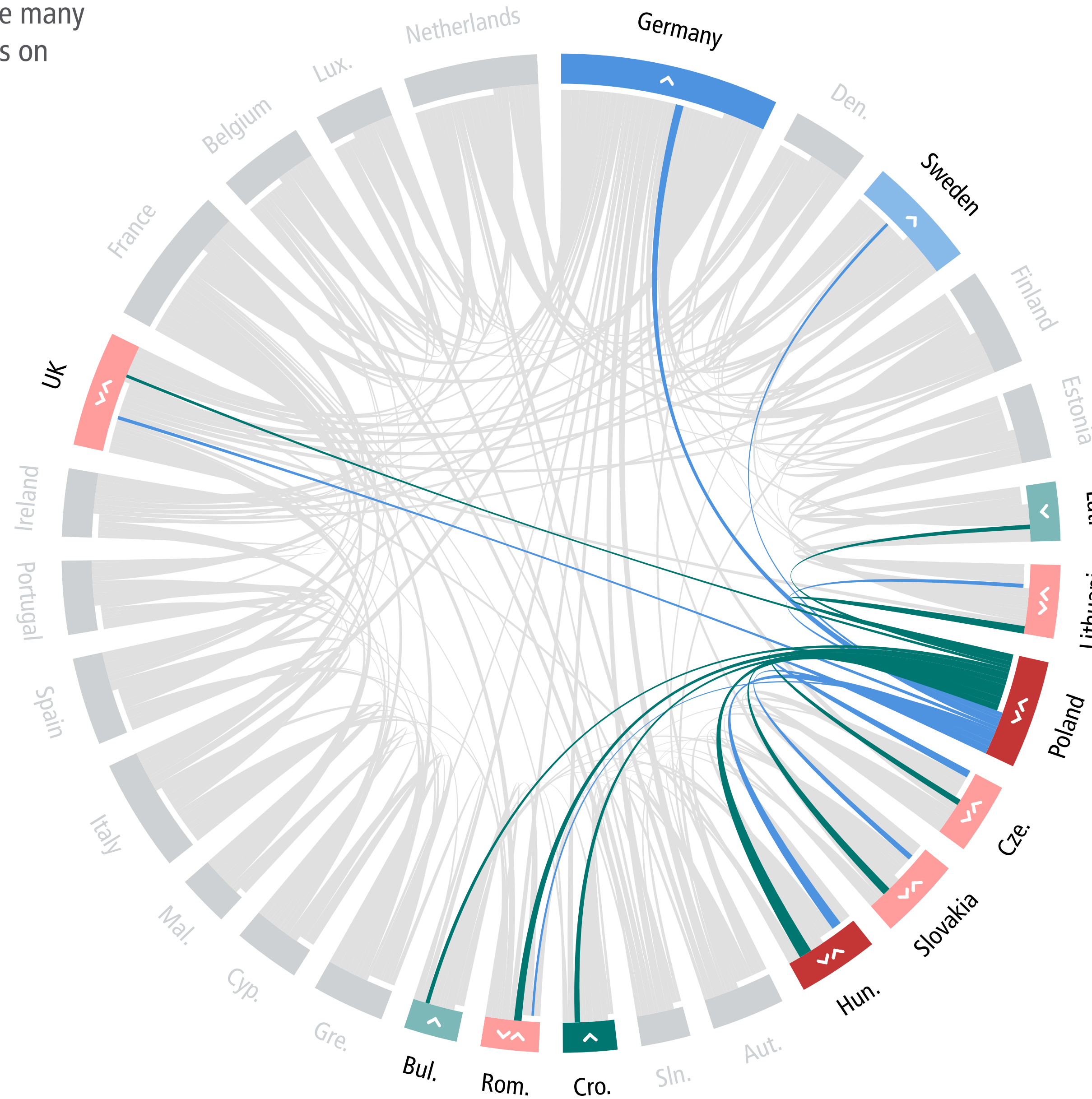
Rounded results. 0% shares not shown.

# Shared Interests Votes for Poland by Poland Network

Q2 "Which EU member states generally share many of your country's longer standing interests on EU policy? (select up to five)"

EU	<	○	Affluent Seven	<	>		
Big Six	<	>	Southern Seven	<	>		
Founding Six	<	>	Visegrád Four	<	>		
Austria	<	>	○	Italy	<	>	○
Belgium	<	>	○	Latvia	<	>	○
Bulgaria	<	>	○	Lithuania	<	>	○
Croatia	<	>	○	Luxembourg	<	>	○
Cyprus	<	>	○	Malta	<	>	○
Czech R.	<	>	○	Netherlands	<	>	○
Denmark	<	>	○	<b>Poland</b>	<	>	●
Estonia	<	>	○	Portugal	<	>	○
Finland	<	>	○	Romania	<	>	○
France	<	>	○	Slovakia	<	>	○
Germany	<	>	○	Slovenia	<	>	○
Greece	<	>	○	Spain	<	>	○
Hungary	<	>	○	Sweden	<	>	○
Ireland	<	>	○	UK	<	>	○

- Preferences Overview
- Most Contacted
- Shared Interests**
- Most Responsive
- Most Disappointing
- Commitment to Deeper Integration



Shared votes

stronger share	weaker share
Hun 26%	Pol 20%
Pol 15%	Cze 12%
Slk 16%	Pol 11%
Lit 15%	Pol 8%
Rom 15%	Pol 5%
Pol 7%	UK 6%

Lopsided votes

Only sending to	Only receiving from
16% Germany	11% Croatia
6% Sweden	9% Latvia
	8% Bulgaria

Rounded results. Shares below 5% not shown.



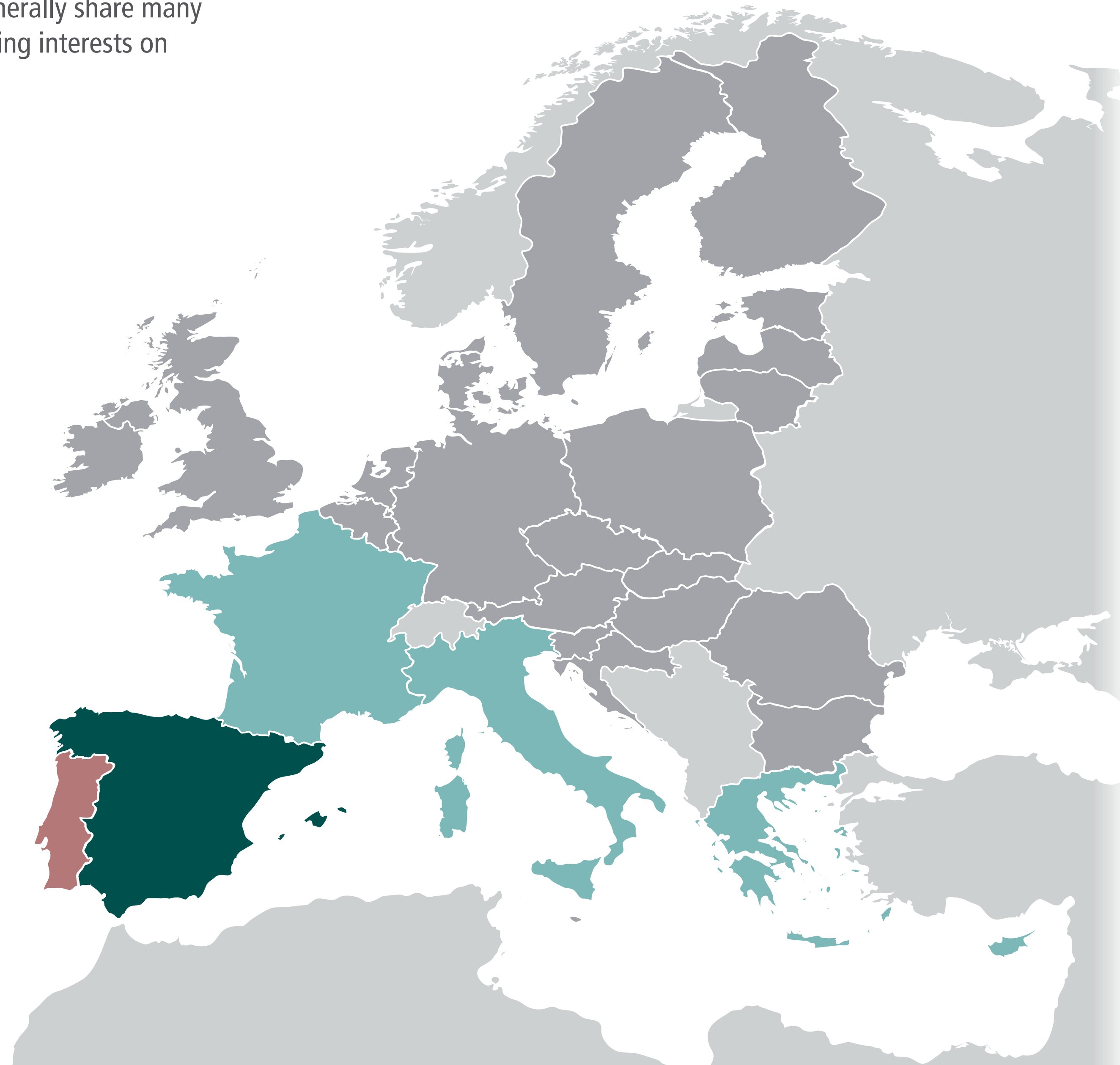
# Shared Interests Votes for Portugal by Portugal Network

**Q2** "Which EU member states generally share many of your country's longer standing interests on EU policy? (select up to five)"

- EU  Affluent Seven
- Big Six  Southern Seven
- Founding Six  Visegrád Four

- |                                |  |
|--------------------------------|--|
| Austria <input type="radio"/>  | Italy <input type="radio"/>                      |
| Belgium <input type="radio"/>  | Latvia <input type="radio"/>                     |
| Bulgaria <input type="radio"/> | Lithuania <input type="radio"/>                  |
| Croatia <input type="radio"/>  | Luxembourg <input type="radio"/>                 |
| Cyprus <input type="radio"/>   | Malta <input type="radio"/>                      |
| Czech R. <input type="radio"/> | Netherlands <input type="radio"/>                |
| Denmark <input type="radio"/>  | Poland <input type="radio"/>                     |
| Estonia <input type="radio"/>  | <b>Portugal</b> <input checked="" type="radio"/> |
| Finland <input type="radio"/>  | Romania <input type="radio"/>                    |
| France <input type="radio"/>   | Slovakia <input type="radio"/>                   |
| Germany <input type="radio"/>  | Slovenia <input type="radio"/>                   |
| Greece <input type="radio"/>   | Spain <input type="radio"/>                      |
| Hungary <input type="radio"/>  | Sweden <input type="radio"/>                     |
| Ireland <input type="radio"/>  | UK <input type="radio"/>                         |

- Preferences Overview
- Most Contacted
- Shared Interests**
- Most Responsive
- Most Disappointing
- Commitment to Deeper Integration



Of 3250 votes by 831 respondents, Portugal received 84 (2.6%)

8% Southern 7  
6% Big 6  
4% Founding 6

Share of votes by group

21% Spain  
8% Greece  
7% France  
7% Italy  
6% Cyprus  
4% Slovenia  
2% UK  
1% Czech Rep.  
1% Finland  
1% Germany  
1% Luxembourg

Share of votes by country

■ Top %  
■ 10+ %  
■ 5-9 %  
■ 1-4 %

Rounded results. 0% shares not shown.

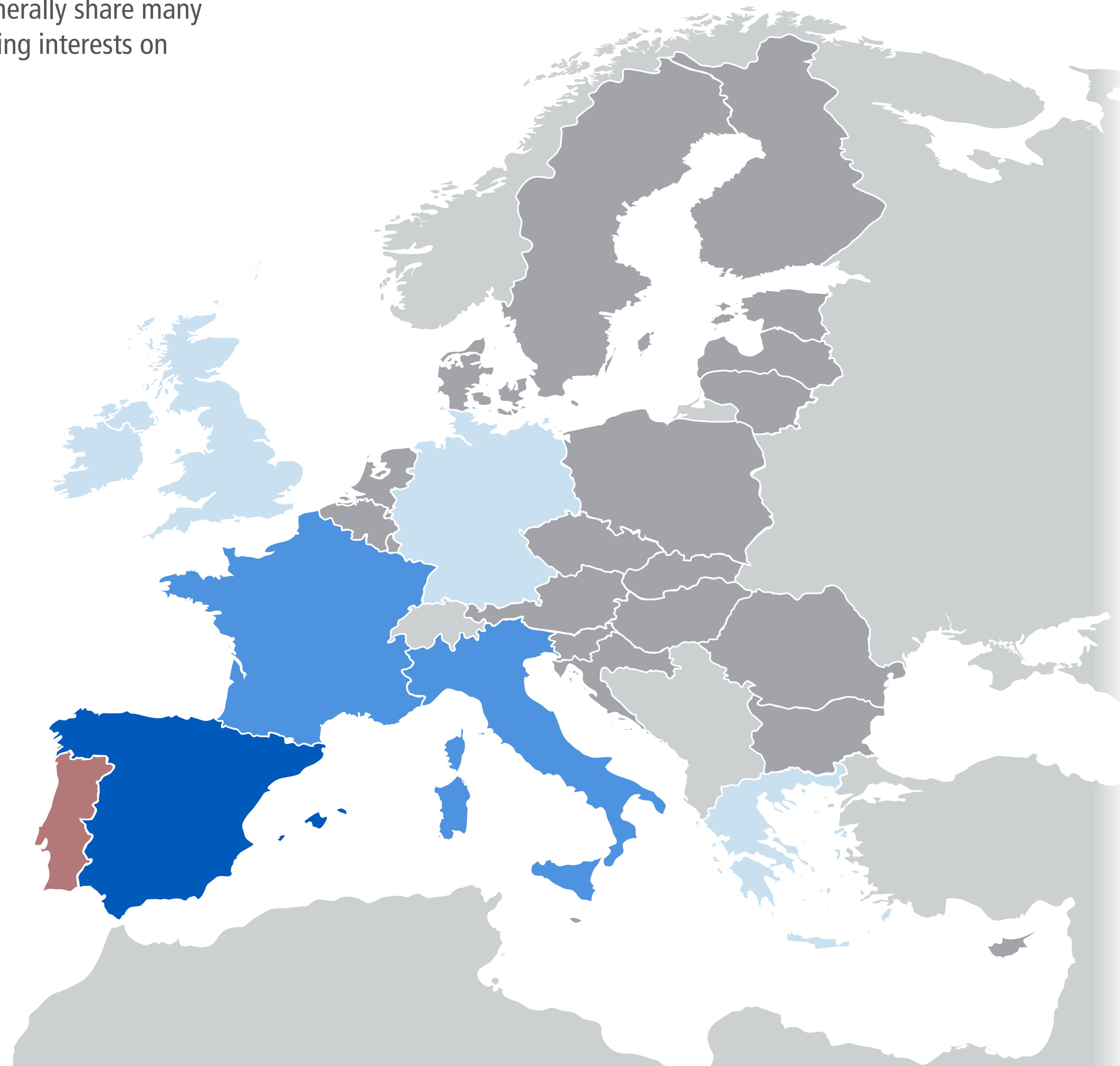
# Shared Interests Votes for Portugal by Portugal Network

**Q2** "Which EU member states generally share many of your country's longer standing interests on EU policy? (select up to five)"

- EU  Affluent Seven
- Big Six  Southern Seven
- Founding Six  Visegrád Four

- |                                |  |
|--------------------------------|--|
| Austria <input type="radio"/>  | Italy <input type="radio"/>                      |
| Belgium <input type="radio"/>  | Latvia <input type="radio"/>                     |
| Bulgaria <input type="radio"/> | Lithuania <input type="radio"/>                  |
| Croatia <input type="radio"/>  | Luxembourg <input type="radio"/>                 |
| Cyprus <input type="radio"/>   | Malta <input type="radio"/>                      |
| Czech R. <input type="radio"/> | Netherlands <input type="radio"/>                |
| Denmark <input type="radio"/>  | Poland <input type="radio"/>                     |
| Estonia <input type="radio"/>  | <b>Portugal</b> <input checked="" type="radio"/> |
| Finland <input type="radio"/>  | Romania <input type="radio"/>                    |
| France <input type="radio"/>   | Slovakia <input type="radio"/>                   |
| Germany <input type="radio"/>  | Slovenia <input type="radio"/>                   |
| Greece <input type="radio"/>   | Spain <input type="radio"/>                      |
| Hungary <input type="radio"/>  | Sweden <input type="radio"/>                     |
| Ireland <input type="radio"/>  | UK <input type="radio"/>                         |

- Preferences Overview
- Most Contacted
- Shared Interests**
- Most Responsive
- Most Disappointing
- Commitment to Deeper Integration



Of 75 votes by 22 respondents, Spain received the most: 19

80% Big 6  
68% Southern 7  
53% Founding 6  
8% Affluent 7

Share of votes for group

25% Spain  
19% France  
17% Italy  
9% Germany  
9% UK  
7% Greece  
5% Ireland  
4% Belgium  
3% Netherlands  
1% Luxembourg

Share of votes for country

■ Top %  
■ 10+ %  
■ 5-9 %  
■ 1-4 %

Rounded results. 0% shares not shown.



# Shared Interests Votes for Portugal by Portugal Network

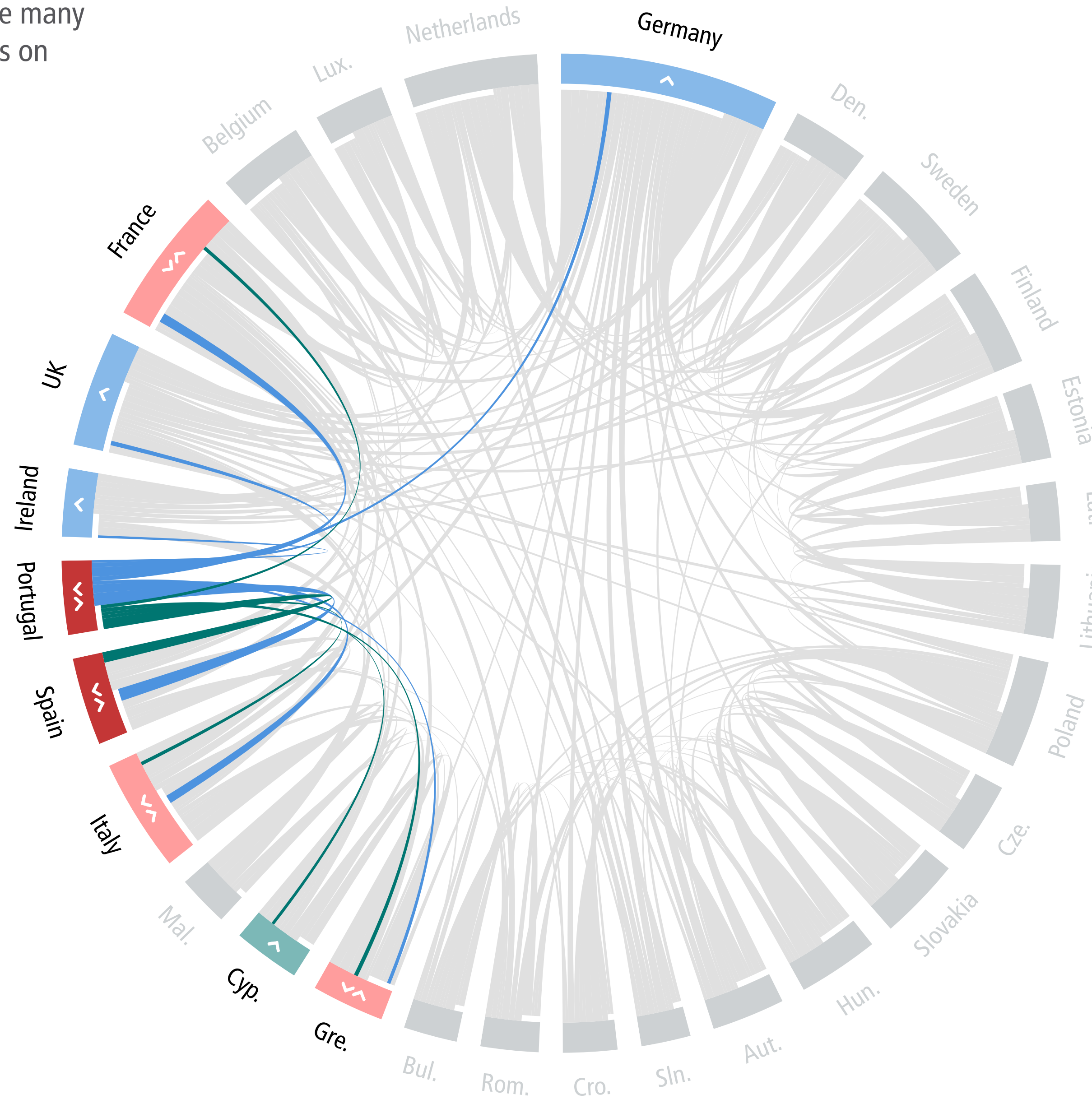
**Q2** "Which EU member states generally share many of your country's longer standing interests on EU policy? (select up to five)"

EU	<	○	Affluent Seven	<	>
Big Six	<	>	Southern Seven	<	>
Founding Six	<	>	Visegrád Four	<	>

---

Austria	<	>	○	Italy	<	>	○
Belgium	<	>	○	Latvia	<	>	○
Bulgaria	<	>	○	Lithuania	<	>	○
Croatia	<	>	○	Luxembourg	<	>	○
Cyprus	<	>	○	Malta	<	>	○
Czech R.	<	>	○	Netherlands	<	>	○
Denmark	<	>	○	Poland	<	>	○
Estonia	<	>	○	<b>Portugal</b>	<	>	●
Finland	<	>	○	Romania	<	>	○
France	<	>	○	Slovakia	<	>	○
Germany	<	>	○	Slovenia	<	>	○
Greece	<	>	○	Spain	<	>	○
Hungary	<	>	○	Sweden	<	>	○
Ireland	<	>	○	UK	<	>	○

- Preferences Overview
- Most Contacted
- Shared Interests
- Most Responsive
- Most Disappointing
- Commitment to Deeper Integration



**Shared votes**

stronger share weaker share

- Por 25%
- Spa 21%
- Por 19%
- Fra 7%
- Por 17%
- Ita 7%
- Gre 8%
- Por 7%

**Lopsided votes**

Only sending to

- 9% Germany
- 9% UK
- 5% Ireland

Only receiving from

- 6% Cyprus

Rounded results. Shares below 5% not shown.

# Shared Interests Votes for Romania by Romania Network

**Q2** "Which EU member states generally share many of your country's longer standing interests on EU policy? (select up to five)"

- EU  Affluent Seven
- Big Six  Southern Seven
- Founding Six  Visegrád Four

- |                                |   |
|--------------------------------|---|
| Austria <input type="radio"/>  | Italy <input type="radio"/>                     |
| Belgium <input type="radio"/>  | Latvia <input type="radio"/>                    |
| Bulgaria <input type="radio"/> | Lithuania <input type="radio"/>                 |
| Croatia <input type="radio"/>  | Luxembourg <input type="radio"/>                |
| Cyprus <input type="radio"/>   | Malta <input type="radio"/>                     |
| Czech R. <input type="radio"/> | Netherlands <input type="radio"/>               |
| Denmark <input type="radio"/>  | Poland <input type="radio"/>                    |
| Estonia <input type="radio"/>  | Portugal <input type="radio"/>                  |
| Finland <input type="radio"/>  | <b>Romania <input checked="" type="radio"/></b> |
| France <input type="radio"/>   | Slovakia <input type="radio"/>                  |
| Germany <input type="radio"/>  | Slovenia <input type="radio"/>                  |
| Greece <input type="radio"/>   | Spain <input type="radio"/>                     |
| Hungary <input type="radio"/>  | Sweden <input type="radio"/>                    |
| Ireland <input type="radio"/>  | UK <input type="radio"/>                        |

Preferences Overview


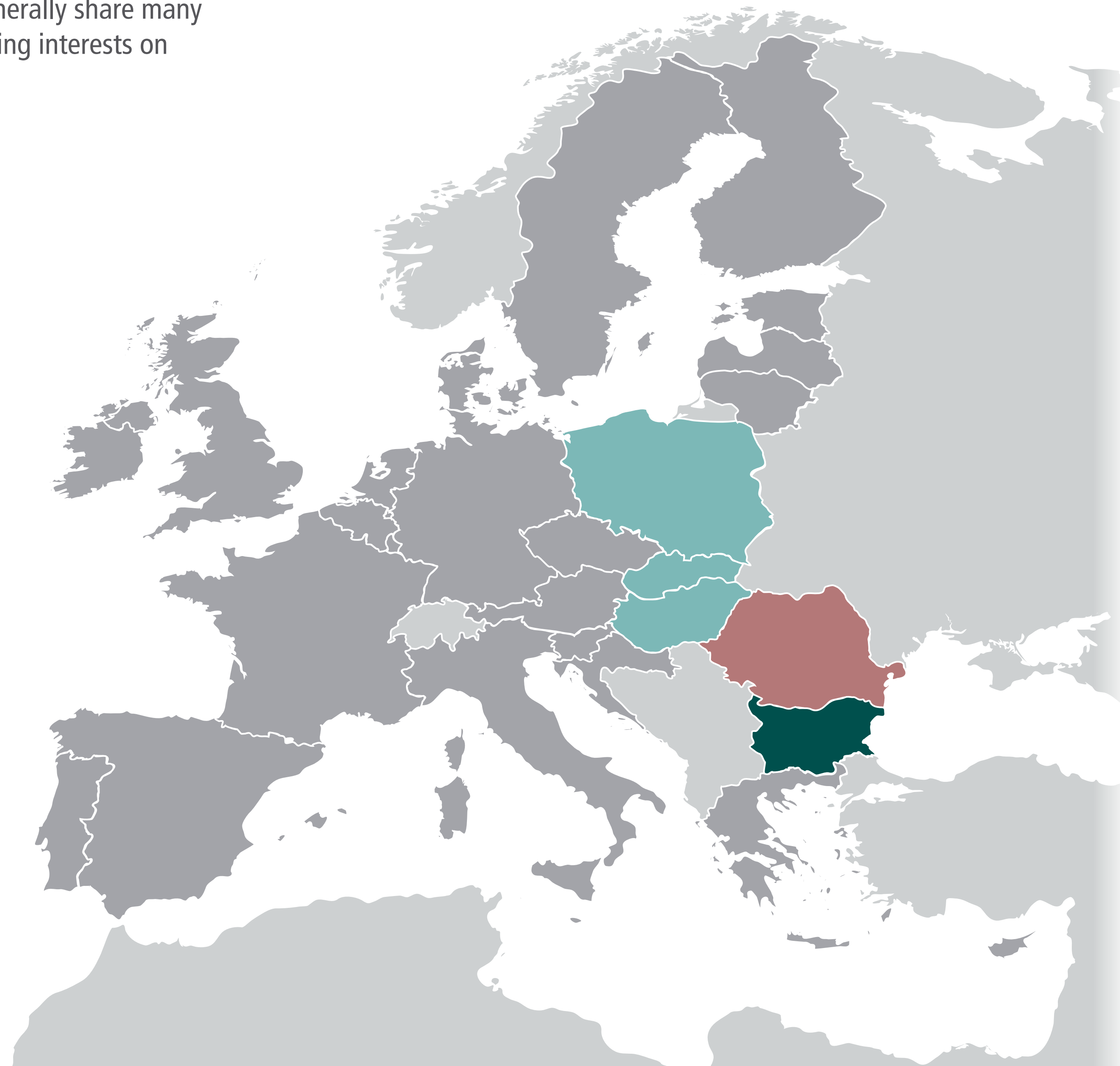
Most Contacted

**Shared Interests**

Most Responsive

Most Disappointing

Commitment to Deeper Integration



Of 3250 votes by 831 respondents, Romania received 75 (2.3%)

5% Visegrád 4  
1% Big 6

Share of votes by group

19% Bulgaria  
7% Hungary  
6% Slovakia  
5% Poland  
3% Lithuania  
2% Croatia  
2% Czech Rep.  
1% Austria  
1% Belgium  
1% France  
1% Italy  
1% Slovenia  
1% Spain  
1% UK

Share of votes by country

■ Top %  
■ 10+ %  
■ 5-9 %  
■ 1-4 %

Rounded results. 0% shares not shown.



# Shared Interests Votes for Romania by Romania Network

**Q2** "Which EU member states generally share many of your country's longer standing interests on EU policy? (select up to five)"

- EU  Affluent Seven
- Big Six  Southern Seven
- Founding Six  Visegrád Four

- |          |                       |                |                                  |
|----------|-----------------------|----------------|----------------------------------|
| Austria  | <input type="radio"/> | Italy          | <input type="radio"/>            |
| Belgium  | <input type="radio"/> | Latvia         | <input type="radio"/>            |
| Bulgaria | <input type="radio"/> | Lithuania      | <input type="radio"/>            |
| Croatia  | <input type="radio"/> | Luxembourg     | <input type="radio"/>            |
| Cyprus   | <input type="radio"/> | Malta          | <input type="radio"/>            |
| Czech R. | <input type="radio"/> | Netherlands    | <input type="radio"/>            |
| Denmark  | <input type="radio"/> | Poland         | <input type="radio"/>            |
| Estonia  | <input type="radio"/> | Portugal       | <input type="radio"/>            |
| Finland  | <input type="radio"/> | <b>Romania</b> | <input checked="" type="radio"/> |
| France   | <input type="radio"/> | Slovakia       | <input type="radio"/>            |
| Germany  | <input type="radio"/> | Slovenia       | <input type="radio"/>            |
| Greece   | <input type="radio"/> | Spain          | <input type="radio"/>            |
| Hungary  | <input type="radio"/> | Sweden         | <input type="radio"/>            |
| Ireland  | <input type="radio"/> | UK             | <input type="radio"/>            |

Preferences Overview

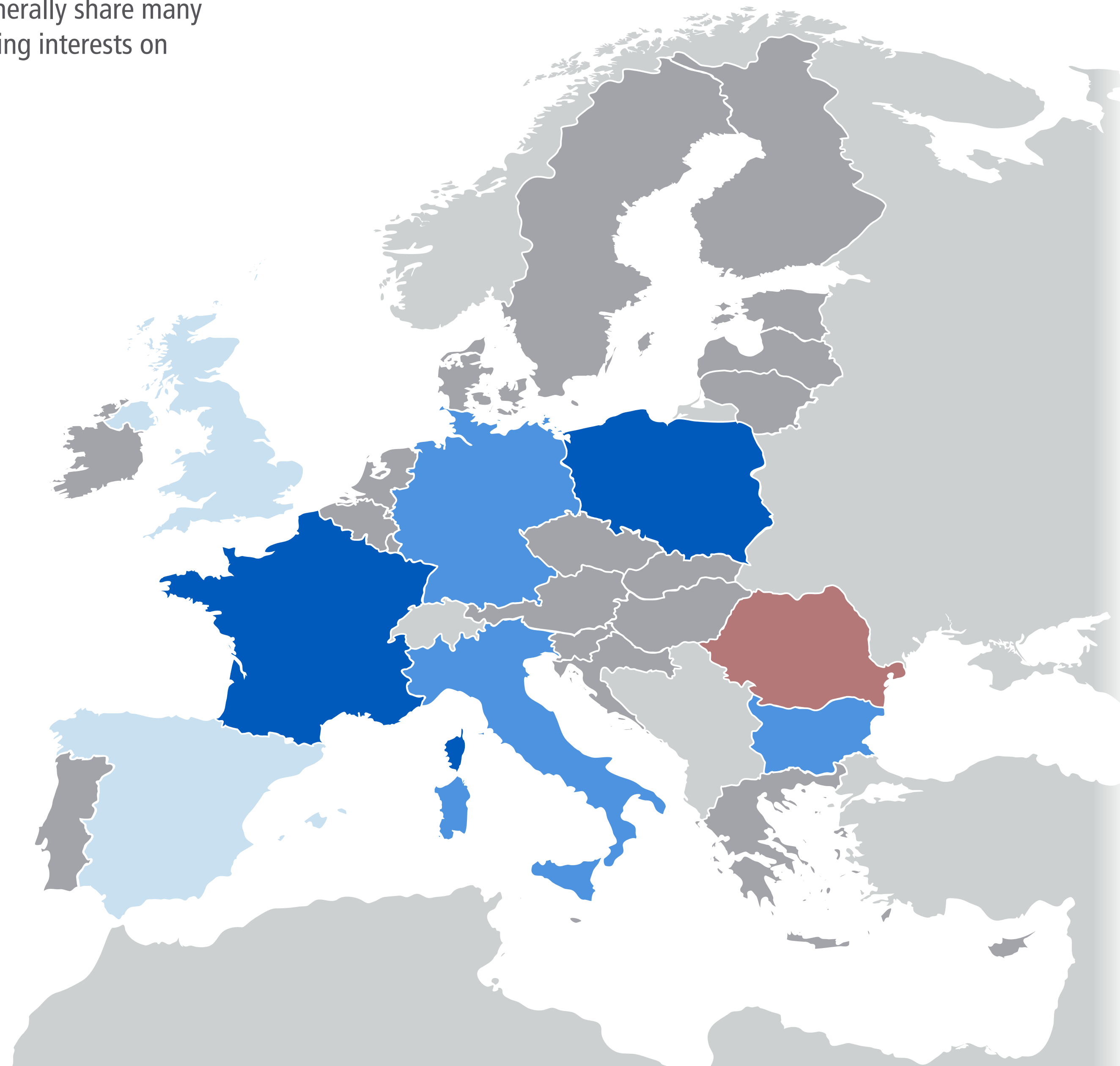
Most Contacted

**Shared Interests**

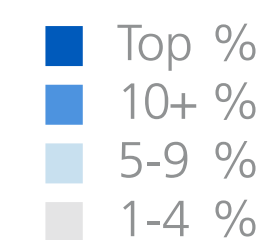
Most Responsive

Most Disappointing

Commitment to Deeper Integration



Of 110 votes by 30 respondents, France received the most: 17



Rounded results. 0% shares not shown.

# Shared Interests Votes for Romania by Romania Network

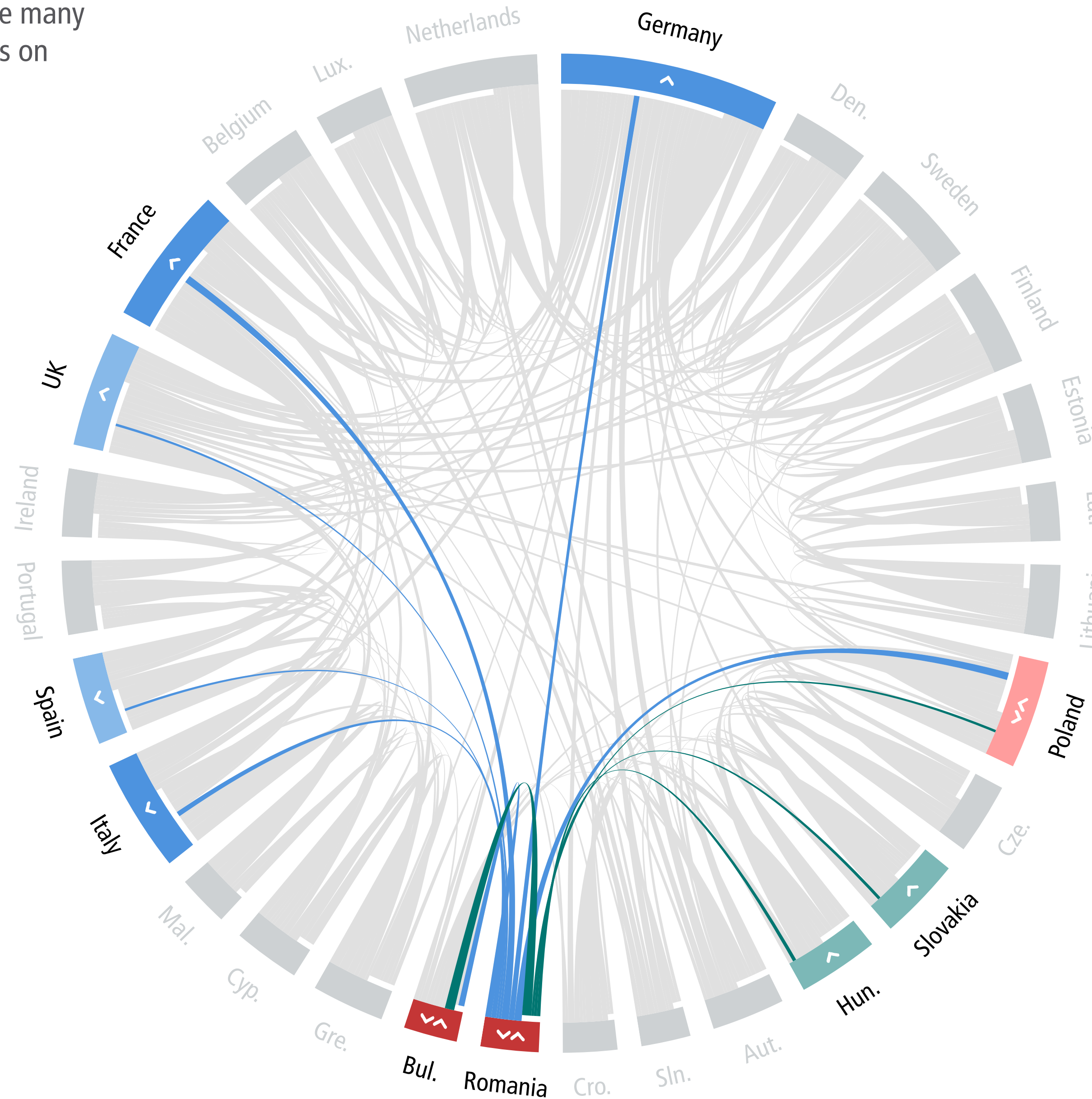
**Q2** "Which EU member states generally share many of your country's longer standing interests on EU policy? (select up to five)"

EU	<	○	Affluent Seven	<	>
Big Six	<	>	Southern Seven	<	>
Founding Six	<	>	Visegrád Four	<	>

---

Austria	<	>	○	Italy	<	>	○
Belgium	<	>	○	Latvia	<	>	○
Bulgaria	<	>	○	Lithuania	<	>	○
Croatia	<	>	○	Luxembourg	<	>	○
Cyprus	<	>	○	Malta	<	>	○
Czech R.	<	>	○	Netherlands	<	>	○
Denmark	<	>	○	Poland	<	>	○
Estonia	<	>	○	Portugal	<	>	○
Finland	<	>	○	<b>Romania</b>	<	>	●
France	<	>	○	Slovakia	<	>	○
Germany	<	>	○	Slovenia	<	>	○
Greece	<	>	○	Spain	<	>	○
Hungary	<	>	○	Sweden	<	>	○
Ireland	<	>	○	UK	<	>	○

- Preferences Overview
- Most Contacted
- Shared Interests**
- Most Responsive
- Most Disappointing
- Commitment to Deeper Integration



**Shared votes**

stronger share    weaker share

■ Bul 19%    ■ Rom12%    ■ Pol 5%  
■ Rom15%    ■ Pol 5%

**Lopsided votes**

**> Only sending to**

15% France  
 11% Germany  
 10% Italy  
 5% Spain  
 5% UK

**< Only receiving from**

7% Hungary  
 6% Slovakia

Rounded results. Shares below 5% not shown.



# Shared Interests Votes for Slovakia by Slovakia Network

**Q2** "Which EU member states generally share many of your country's longer standing interests on EU policy? (select up to five)"

- EU  Affluent Seven
- Big Six  Southern Seven
- Founding Six  Visegrád Four

- |                                |  |
|--------------------------------|--|
| Austria <input type="radio"/>  | Italy <input type="radio"/>                      |
| Belgium <input type="radio"/>  | Latvia <input type="radio"/>                     |
| Bulgaria <input type="radio"/> | Lithuania <input type="radio"/>                  |
| Croatia <input type="radio"/>  | Luxembourg <input type="radio"/>                 |
| Cyprus <input type="radio"/>   | Malta <input type="radio"/>                      |
| Czech R. <input type="radio"/> | Netherlands <input type="radio"/>                |
| Denmark <input type="radio"/>  | Poland <input type="radio"/>                     |
| Estonia <input type="radio"/>  | Portugal <input type="radio"/>                   |
| Finland <input type="radio"/>  | Romania <input type="radio"/>                    |
| France <input type="radio"/>   | <b>Slovakia</b> <input checked="" type="radio"/> |
| Germany <input type="radio"/>  | Slovenia <input type="radio"/>                   |
| Greece <input type="radio"/>   | Spain <input type="radio"/>                      |
| Hungary <input type="radio"/>  | Sweden <input type="radio"/>                     |
| Ireland <input type="radio"/>  | UK <input type="radio"/>                         |

Preferences Overview


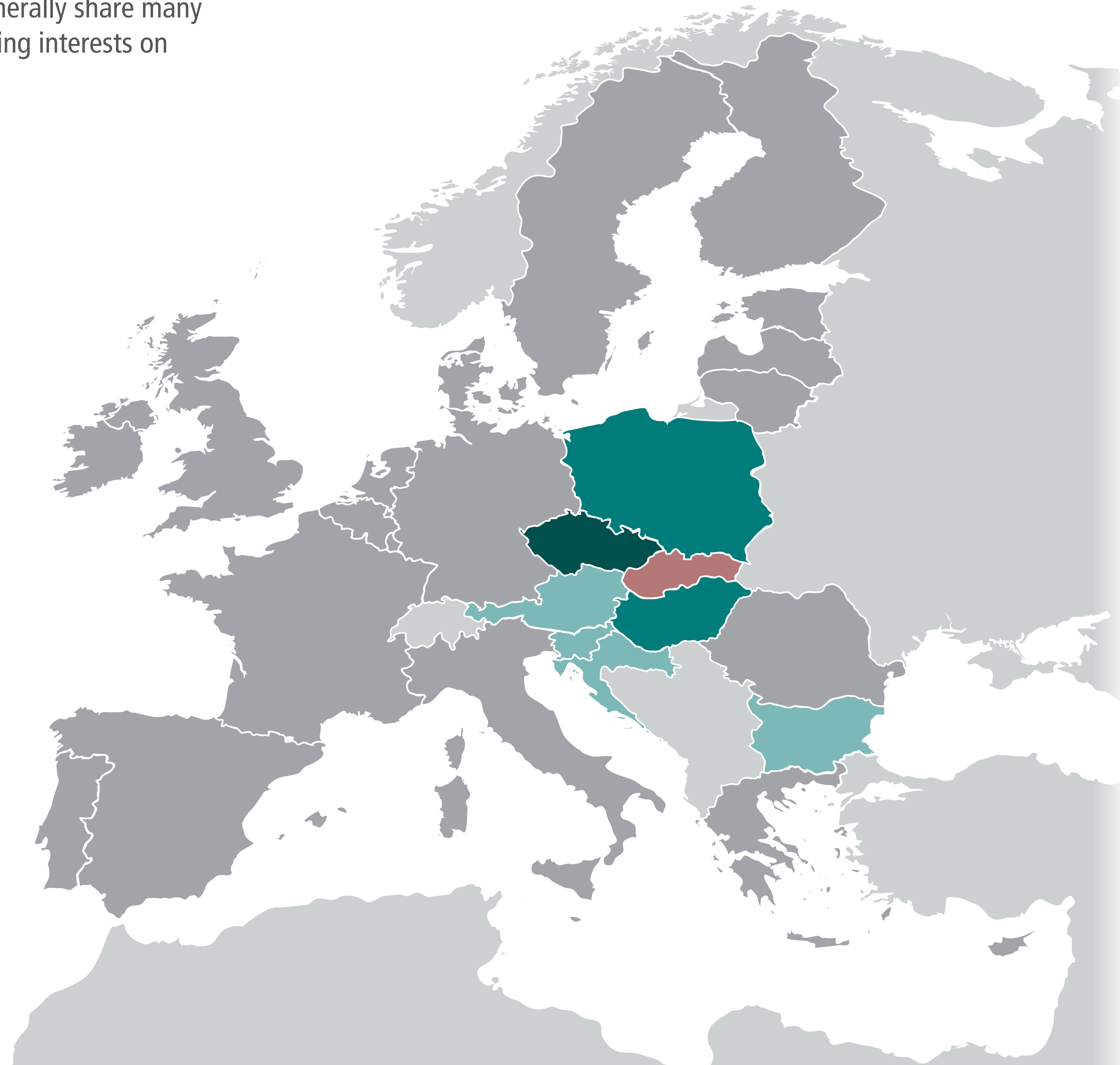
Most Contacted

**Shared Interests**

Most Responsive

Most Disappointing

Commitment to Deeper Integration



Of 3250 votes by 831 respondents, Slovakia received 94 (2.9%)

13% Visegrád 4  
2% Big 6  
1% Affluent 7

Share of votes by group

26% Czech Rep.  
16% Hungary  
11% Poland  
8% Austria  
8% Bulgaria  
6% Croatia  
5% Slovenia  
3% Latvia  
3% Romania  
2% Lithuania  
1% UK

Share of votes by country

■ Top %  
■ 10+ %  
■ 5-9 %  
■ 1-4 %

Rounded results. 0% shares not shown.

# Shared Interests Votes for Slovakia by Slovakia Network

**Q2** "Which EU member states generally share many of your country's longer standing interests on EU policy? (select up to five)"

- EU  Affluent Seven
- Big Six  Southern Seven
- Founding Six  Visegrád Four

- |          |                       |                 |                                  |
|----------|-----------------------|-----------------|----------------------------------|
| Austria  | <input type="radio"/> | Italy           | <input type="radio"/>            |
| Belgium  | <input type="radio"/> | Latvia          | <input type="radio"/>            |
| Bulgaria | <input type="radio"/> | Lithuania       | <input type="radio"/>            |
| Croatia  | <input type="radio"/> | Luxembourg      | <input type="radio"/>            |
| Cyprus   | <input type="radio"/> | Malta           | <input type="radio"/>            |
| Czech R. | <input type="radio"/> | Netherlands     | <input type="radio"/>            |
| Denmark  | <input type="radio"/> | Poland          | <input type="radio"/>            |
| Estonia  | <input type="radio"/> | Portugal        | <input type="radio"/>            |
| Finland  | <input type="radio"/> | Romania         | <input type="radio"/>            |
| France   | <input type="radio"/> | <b>Slovakia</b> | <input checked="" type="radio"/> |
| Germany  | <input type="radio"/> | Slovenia        | <input type="radio"/>            |
| Greece   | <input type="radio"/> | Spain           | <input type="radio"/>            |
| Hungary  | <input type="radio"/> | Sweden          | <input type="radio"/>            |
| Ireland  | <input type="radio"/> | UK              | <input type="radio"/>            |

Preferences Overview

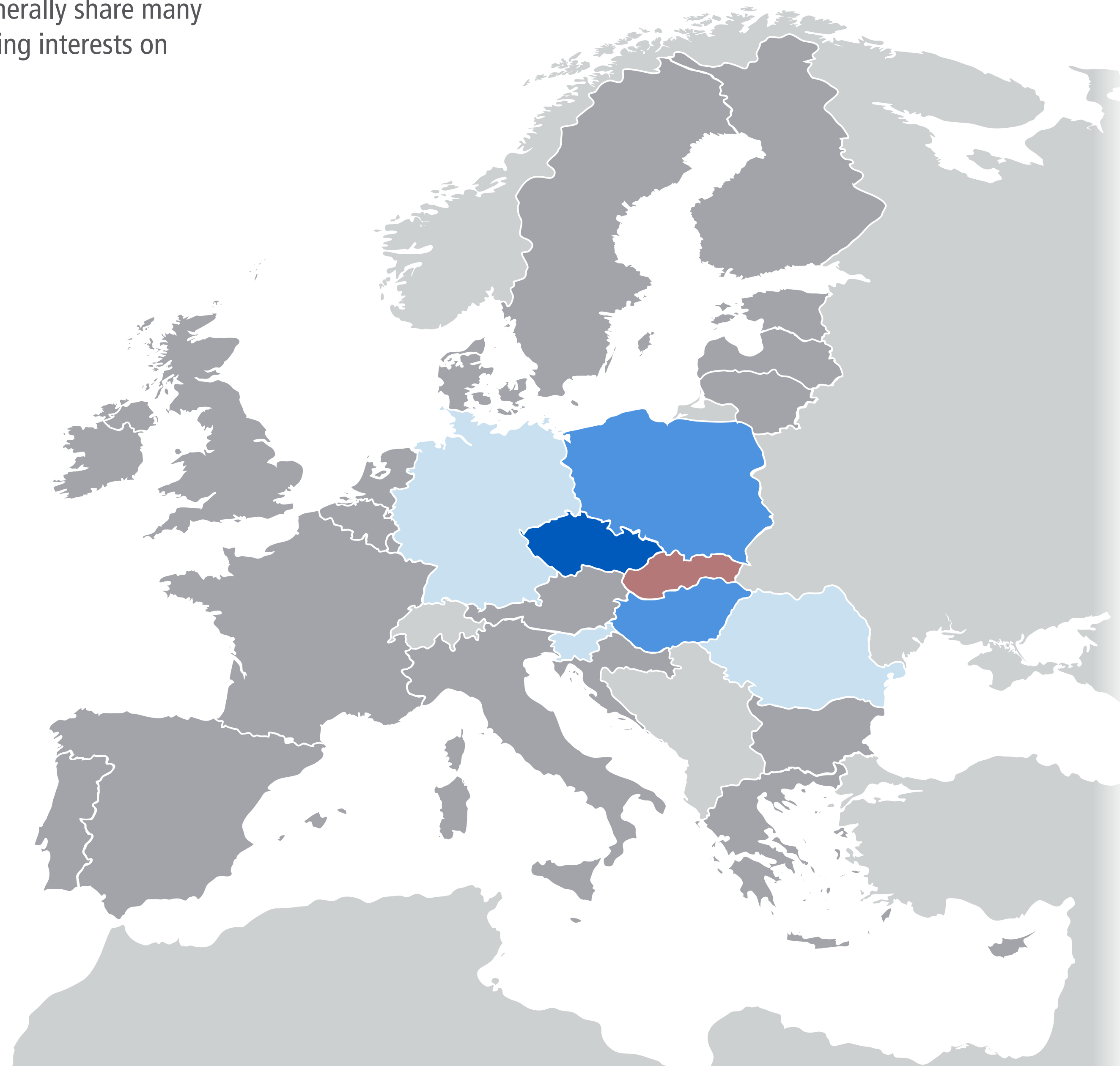
Most Contacted

**Shared Interests**

Most Responsive

Most Disappointing

Commitment to Deeper Integration



Of 90 votes by 24 respondents, Czech Rep. received the most: 23

- Share of votes for group
- 54% Visegrád 4
  - 27% Big 6
  - 11% Founding 6
  - 9% Affluent 7
  - 2% Southern 7

- Share of votes for country
- 26% Czech Rep.
  - 16% Poland
  - 13% Hungary
  - 9% Germany
  - 7% Slovenia
  - 6% Romania
  - 4% Austria
  - 3% Estonia
  - 3% Latvia
  - 3% Lithuania
  - 3% Croatia
  - 2% Finland
  - 2% France
  - 1% Bulgaria
  - 1% Denmark
  - 1% Sweden

- Top %
- 10+ %
- 5-9 %
- 1-4 %

Rounded results. 0% shares not shown.



# Shared Interests Votes for Slovakia by Slovakia Network

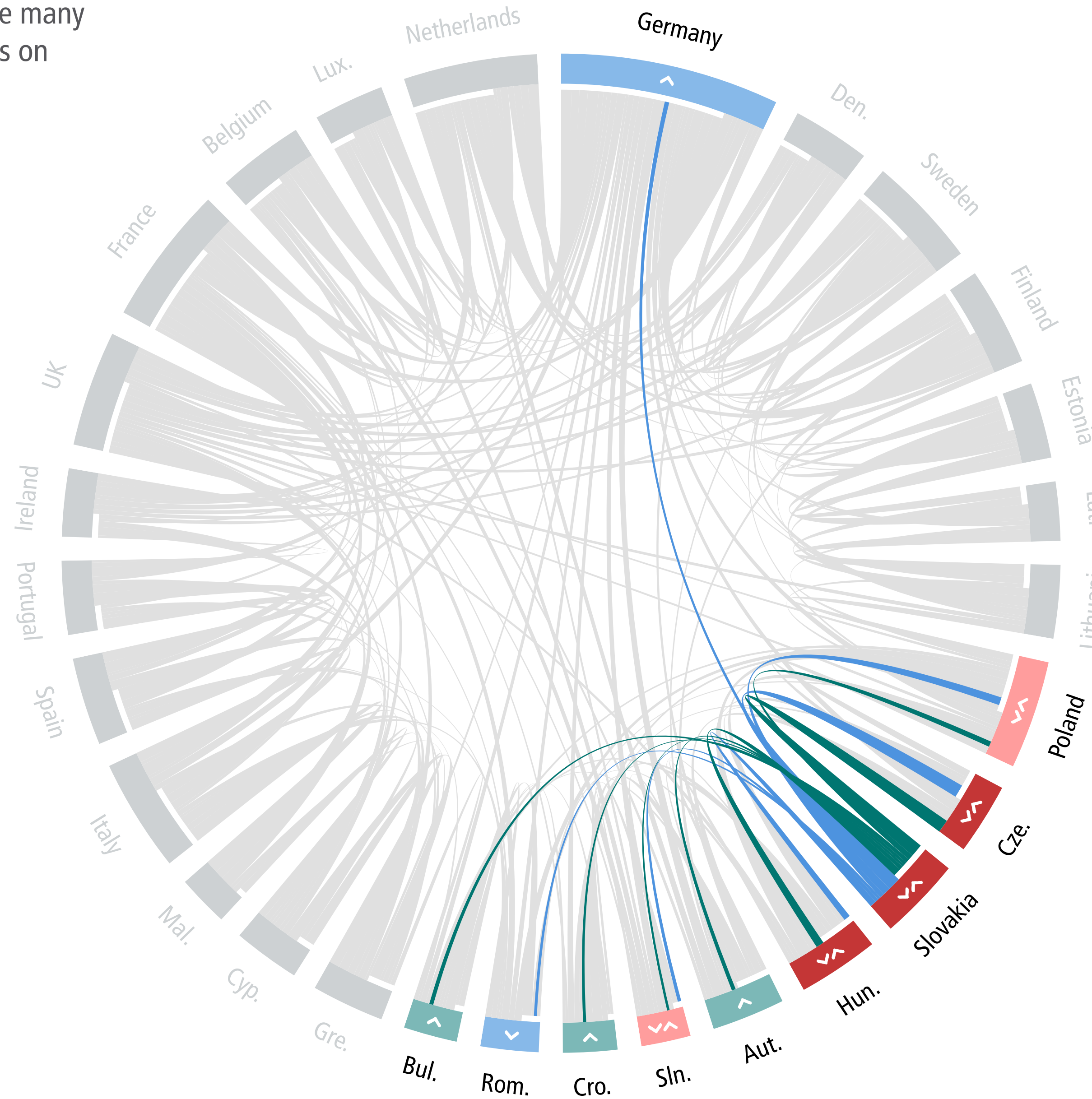
**Q2** "Which EU member states generally share many of your country's longer standing interests on EU policy? (select up to five)"

EU	<	○	Affluent Seven	<	>
Big Six	<	>	Southern Seven	<	>
Founding Six	<	>	Visegrád Four	<	>

---

Austria	<	>	○	Italy	<	>	○
Belgium	<	>	○	Latvia	<	>	○
Bulgaria	<	>	○	Lithuania	<	>	○
Croatia	<	>	○	Luxembourg	<	>	○
Cyprus	<	>	○	Malta	<	>	○
Czech R.	<	>	○	Netherlands	<	>	○
Denmark	<	>	○	Poland	<	>	○
Estonia	<	>	○	Portugal	<	>	○
Finland	<	>	○	Romania	<	>	○
France	<	>	○	<b>Slovakia</b>	<	>	●
Germany	<	>	○	Slovenia	<	>	○
Greece	<	>	○	Spain	<	>	○
Hungary	<	>	○	Sweden	<	>	○
Ireland	<	>	○	UK	<	>	○

- Preferences Overview
- Most Contacted
- Shared Interests**
- Most Responsive
- Most Disappointing
- Commitment to Deeper Integration



**Shared votes**

<b>stronger share</b>	<b>weaker share</b>
Slk 26%	Cze 26%
Hun 16%	Slk 13%
Slk 16%	Pol 11%
Slk 7%	Sln 5%

**Lopsided votes**

**Only sending to**

- 9% Germany
- 6% Romania

**Only receiving from**

- 8% Austria
- 8% Bulgaria
- 6% Croatia

Rounded results. Shares below 5% not shown.

# Shared Interests Votes for Slovenia by Slovenia Network

**Q2** "Which EU member states generally share many of your country's longer standing interests on EU policy? (select up to five)"

- EU  Affluent Seven
- Big Six  Southern Seven
- Founding Six  Visegrád Four

- |                                |  |
|--------------------------------|--|
| Austria <input type="radio"/>  | Italy <input type="radio"/>                      |
| Belgium <input type="radio"/>  | Latvia <input type="radio"/>                     |
| Bulgaria <input type="radio"/> | Lithuania <input type="radio"/>                  |
| Croatia <input type="radio"/>  | Luxembourg <input type="radio"/>                 |
| Cyprus <input type="radio"/>   | Malta <input type="radio"/>                      |
| Czech R. <input type="radio"/> | Netherlands <input type="radio"/>                |
| Denmark <input type="radio"/>  | Poland <input type="radio"/>                     |
| Estonia <input type="radio"/>  | Portugal <input type="radio"/>                   |
| Finland <input type="radio"/>  | Romania <input type="radio"/>                    |
| France <input type="radio"/>   | Slovakia <input type="radio"/>                   |
| Germany <input type="radio"/>  | <b>Slovenia</b> <input checked="" type="radio"/> |
| Greece <input type="radio"/>   | Spain <input type="radio"/>                      |
| Hungary <input type="radio"/>  | Sweden <input type="radio"/>                     |
| Ireland <input type="radio"/>  | UK <input type="radio"/>                         |

Preferences Overview

Most Contacted

**Shared Interests**

Most Responsive

Most Disappointing

Commitment to Deeper Integration



Of 3250 votes by 831 respondents, Slovenia received 34 (1%)

- Share of votes by group
- 3% Visegrád 4
  - 1% Affluent 7
  - 1% Big 6
  - 1% Founding 6
  - 1% Southern 7

- Share of votes by country
- 11% Croatia
  - 7% Slovakia
  - 4% Austria
  - 4% Hungary
  - 2% Czech Rep.
  - 2% Italy
  - 1% Belgium
  - 1% Bulgaria
  - 1% Denmark
  - 1% Estonia
  - 1% France
  - 1% UK

- Top %
- 10+ %
- 5-9 %
- 1-4 %

Rounded results. 0% shares not shown.



# Shared Interests Votes for Slovenia by Slovenia Network

**Q2** "Which EU member states generally share many of your country's longer standing interests on EU policy? (select up to five)"

- EU  Affluent Seven
- Big Six  Southern Seven
- Founding Six  Visegrád Four

- |                                |  |
|--------------------------------|--|
| Austria <input type="radio"/>  | Italy <input type="radio"/>                      |
| Belgium <input type="radio"/>  | Latvia <input type="radio"/>                     |
| Bulgaria <input type="radio"/> | Lithuania <input type="radio"/>                  |
| Croatia <input type="radio"/>  | Luxembourg <input type="radio"/>                 |
| Cyprus <input type="radio"/>   | Malta <input type="radio"/>                      |
| Czech R. <input type="radio"/> | Netherlands <input type="radio"/>                |
| Denmark <input type="radio"/>  | Poland <input type="radio"/>                     |
| Estonia <input type="radio"/>  | Portugal <input type="radio"/>                   |
| Finland <input type="radio"/>  | Romania <input type="radio"/>                    |
| France <input type="radio"/>   | Slovakia <input type="radio"/>                   |
| Germany <input type="radio"/>  | <b>Slovenia <input checked="" type="radio"/></b> |
| Greece <input type="radio"/>   | Spain <input type="radio"/>                      |
| Hungary <input type="radio"/>  | Sweden <input type="radio"/>                     |
| Ireland <input type="radio"/>  | UK <input type="radio"/>                         |

Preferences Overview

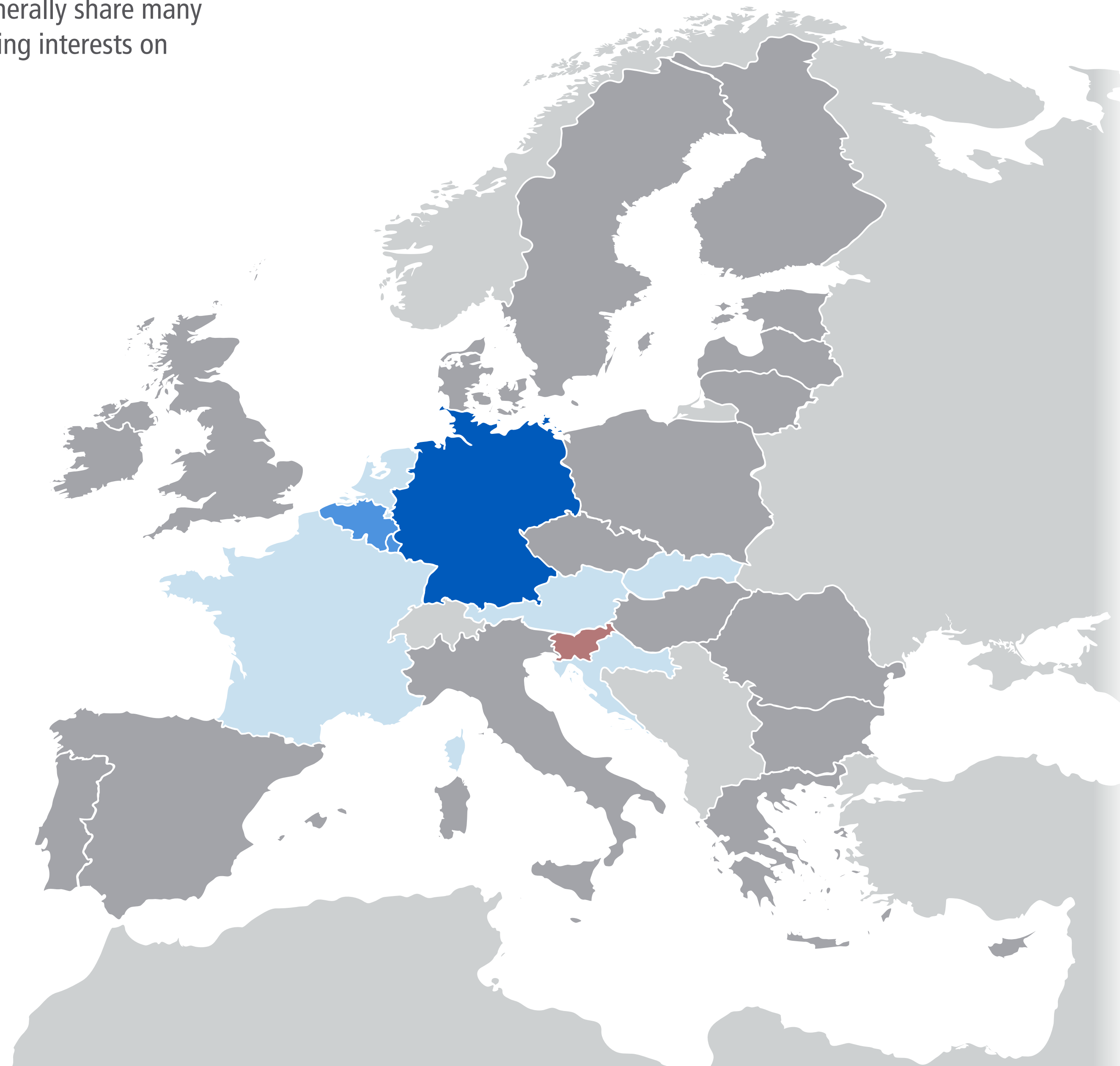
Most Contacted

**Shared Interests**

Most Responsive

Most Disappointing

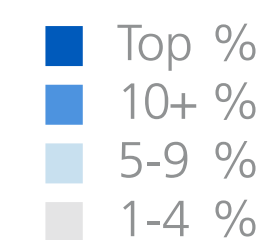
Commitment to Deeper Integration



Of 115 votes by 26 respondents, Germany received the most: 19

58%	Founding 6	Share of votes for group
47%	Affluent 7	
25%	Big 6	
13%	Visegrád 4	
12%	Southern 7	

17%	Germany	Share of votes for country
14%	Belgium	
13%	Luxembourg	
9%	Austria	
7%	Netherlands	
6%	Croatia	
5%	France	
5%	Slovakia	
4%	Czech Rep.	
4%	Portugal	
3%	Estonia	
3%	Hungary	
3%	Italy	
2%	Denmark	
2%	Finland	
2%	Ireland	
1%	Poland	
1%	Romania	
1%	Sweden	



Rounded results. 0% shares not shown.

# Shared Interests Votes for Slovenia by Slovenia Network

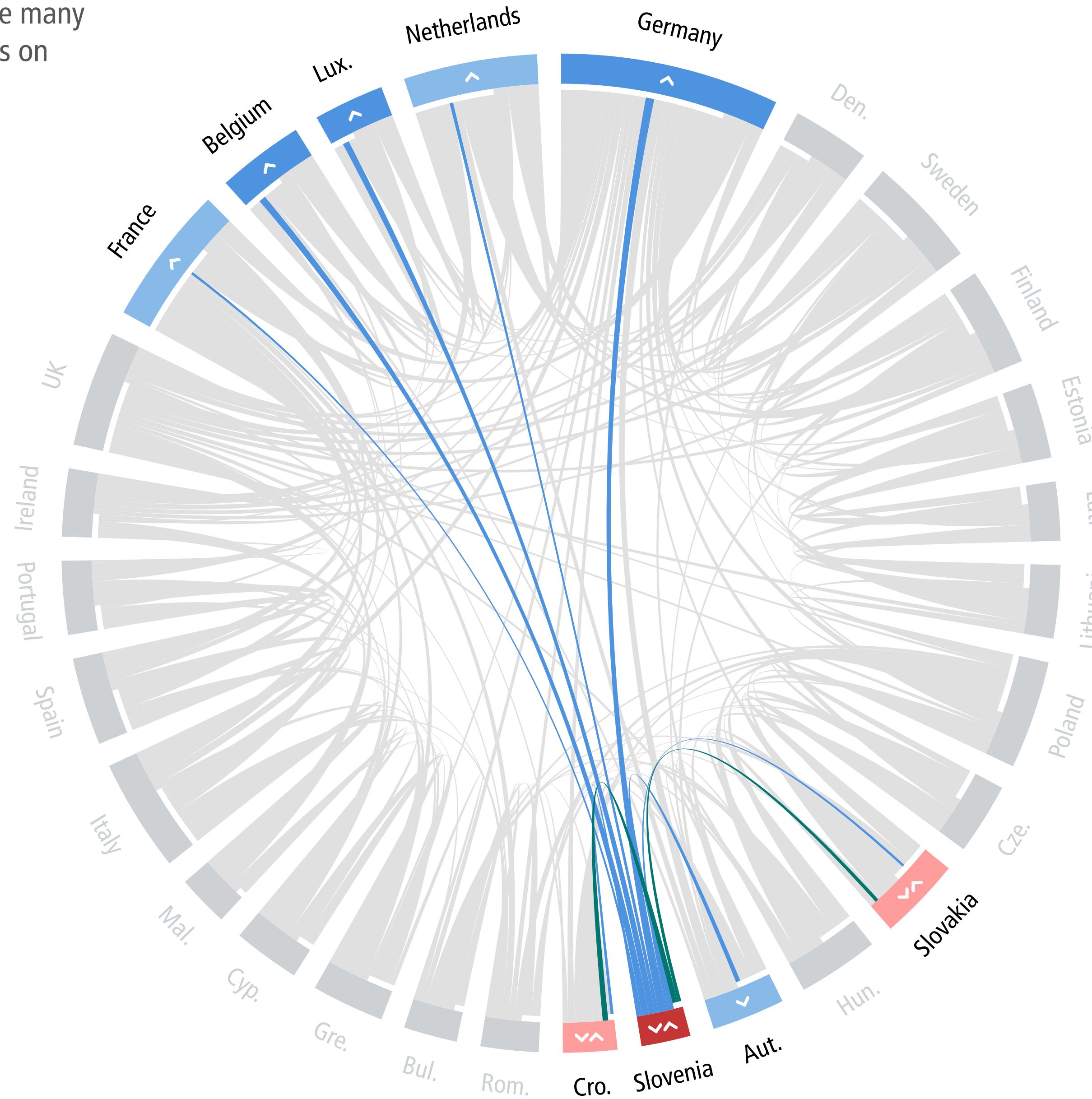
**Q2** "Which EU member states generally share many of your country's longer standing interests on EU policy? (select up to five)"

EU	<	○	Affluent Seven	<	>
Big Six	<	>	Southern Seven	<	>
Founding Six	<	>	Visegrád Four	<	>

---

Austria	<	>	○	Italy	<	>	○
Belgium	<	>	○	Latvia	<	>	○
Bulgaria	<	>	○	Lithuania	<	>	○
Croatia	<	>	○	Luxembourg	<	>	○
Cyprus	<	>	○	Malta	<	>	○
Czech R.	<	>	○	Netherlands	<	>	○
Denmark	<	>	○	Poland	<	>	○
Estonia	<	>	○	Portugal	<	>	○
Finland	<	>	○	Romania	<	>	○
France	<	>	○	Slovakia	<	>	○
Germany	<	>	○	<b>Slovenia</b>	<	>	●
Greece	<	>	○	Spain	<	>	○
Hungary	<	>	○	Sweden	<	>	○
Ireland	<	>	○	UK	<	>	○

- Preferences Overview
- Most Contacted
- Shared Interests
- Most Responsive
- Most Disappointing
- Commitment to Deeper Integration



**Shared votes**

stronger share    weaker share

■ Cro 11%    ● Sln 6%    ●  
■ Slk 7%    ● Sln 5%    ●

**Lopsided votes**

**Only sending to**

17% ■ Germany  
 14% ■ Belgium  
 13% ■ Luxembourg  
 9% ■ Austria  
 7% ■ Netherlands  
 5% ■ France

Rounded results. Shares below 5% not shown.



# Shared Interests Votes for Spain by Spain Network

**Q2** "Which EU member states generally share many of your country's longer standing interests on EU policy? (select up to five)"

EU	<	<input type="radio"/>	Affluent Seven	<	>
Big Six	<	>	Southern Seven	<	>
Founding Six	<	>	Visegrád Four	<	>

---

Austria	<	>	<input type="radio"/>	Italy	<	>	<input type="radio"/>
Belgium	<	>	<input type="radio"/>	Latvia	<	>	<input type="radio"/>
Bulgaria	<	>	<input type="radio"/>	Lithuania	<	>	<input type="radio"/>
Croatia	<	>	<input type="radio"/>	Luxembourg	<	>	<input type="radio"/>
Cyprus	<	>	<input type="radio"/>	Malta	<	>	<input type="radio"/>
Czech R.	<	>	<input type="radio"/>	Netherlands	<	>	<input type="radio"/>
Denmark	<	>	<input type="radio"/>	Poland	<	>	<input type="radio"/>
Estonia	<	>	<input type="radio"/>	Portugal	<	>	<input type="radio"/>
Finland	<	>	<input type="radio"/>	Romania	<	>	<input type="radio"/>
France	<	>	<input type="radio"/>	Slovakia	<	>	<input type="radio"/>
Germany	<	>	<input type="radio"/>	Slovenia	<	>	<input type="radio"/>
Greece	<	>	<input type="radio"/>	<b>Spain</b>	<	>	<input checked="" type="radio"/>
Hungary	<	>	<input type="radio"/>	Sweden	<	>	<input type="radio"/>
Ireland	<	>	<input type="radio"/>	UK	<	>	<input type="radio"/>

Preferences Overview


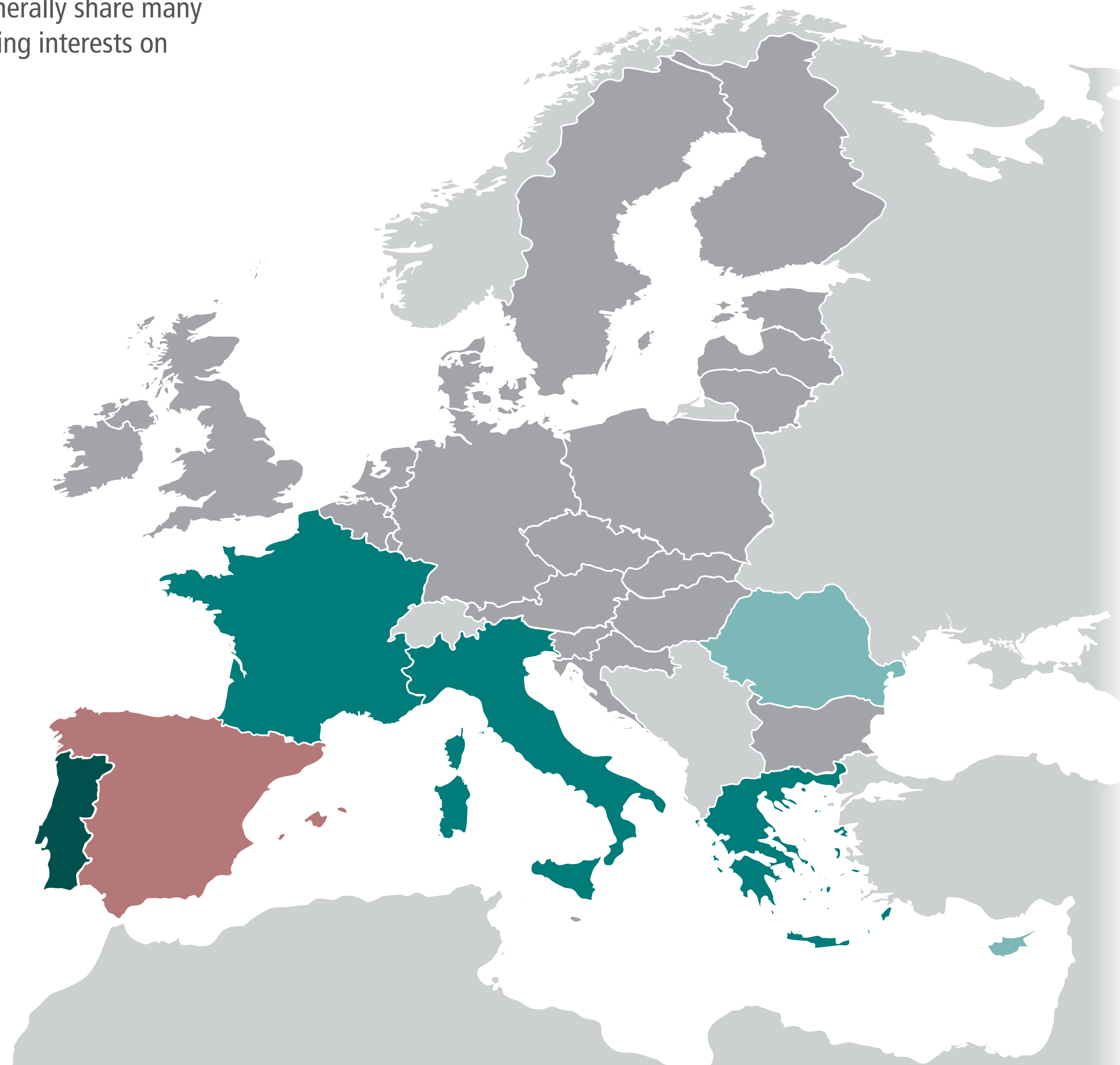
Most Contacted

**Shared Interests**

Most Responsive

Most Disappointing

Commitment to Deeper Integration



Of 3250 votes by 831 respondents, Spain received 136 (4.2%)

14%	Southern 7
9%	Founding 6
8%	Big 6

Share of votes by group

25%	Portugal
20%	Italy
17%	France
15%	Greece
6%	Cyprus
5%	Romania
4%	Belgium
4%	Malta
2%	Germany
2%	Ireland
2%	UK
1%	Bulgaria
1%	Estonia
1%	Poland

Share of votes by country

Top %
10+ %
5-9 %
1-4 %

Rounded results. 0% shares not shown.

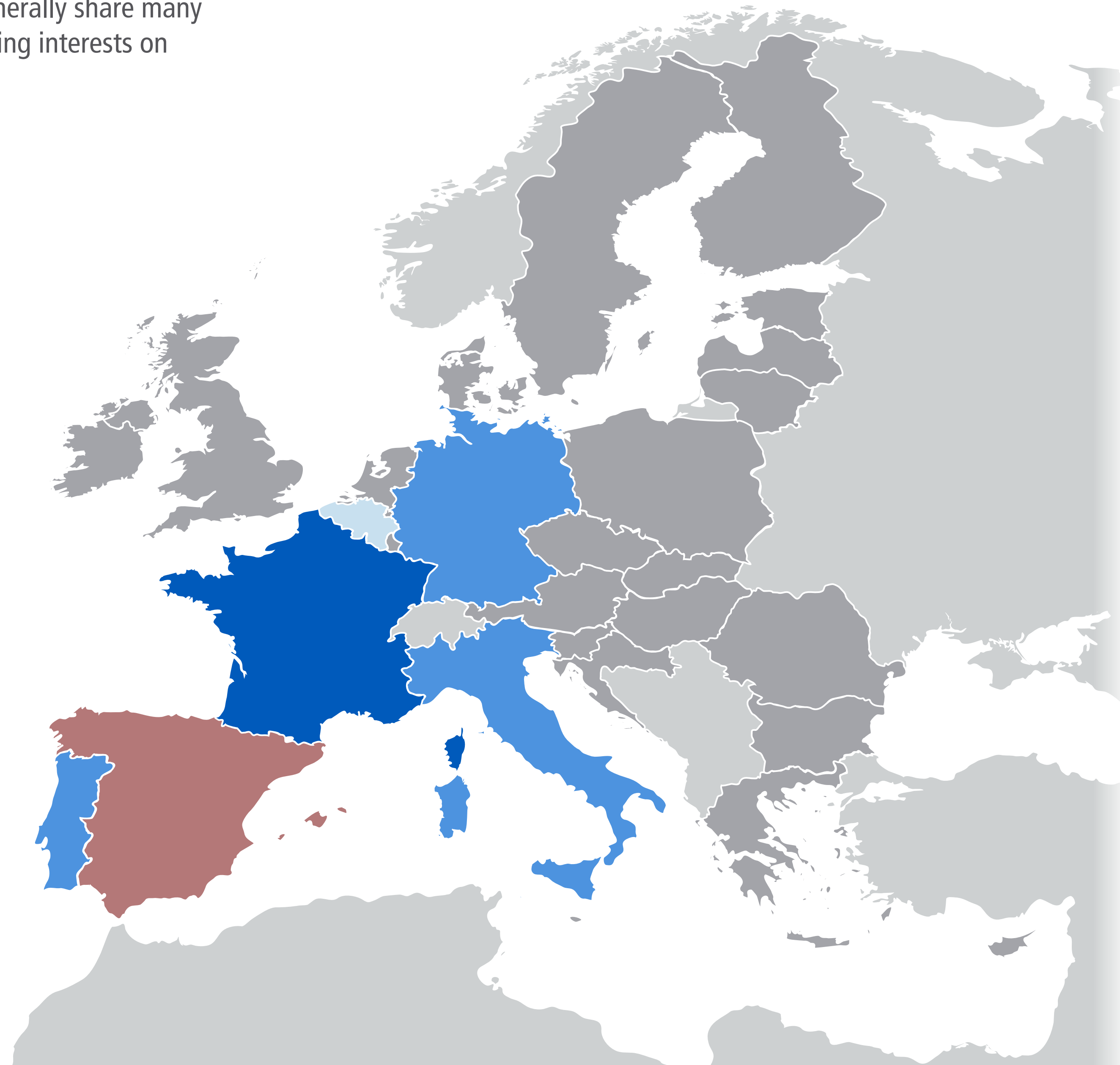
# Shared Interests Votes for Spain by Spain Network

**Q2** "Which EU member states generally share many of your country's longer standing interests on EU policy? (select up to five)"

- EU  Affluent Seven
- Big Six  Southern Seven
- Founding Six  Visegrád Four

- |          |                       |              |                                  |
|----------|-----------------------|--------------|----------------------------------|
| Austria  | <input type="radio"/> | Italy        | <input type="radio"/>            |
| Belgium  | <input type="radio"/> | Latvia       | <input type="radio"/>            |
| Bulgaria | <input type="radio"/> | Lithuania    | <input type="radio"/>            |
| Croatia  | <input type="radio"/> | Luxembourg   | <input type="radio"/>            |
| Cyprus   | <input type="radio"/> | Malta        | <input type="radio"/>            |
| Czech R. | <input type="radio"/> | Netherlands  | <input type="radio"/>            |
| Denmark  | <input type="radio"/> | Poland       | <input type="radio"/>            |
| Estonia  | <input type="radio"/> | Portugal     | <input type="radio"/>            |
| Finland  | <input type="radio"/> | Romania      | <input type="radio"/>            |
| France   | <input type="radio"/> | Slovakia     | <input type="radio"/>            |
| Germany  | <input type="radio"/> | Slovenia     | <input type="radio"/>            |
| Greece   | <input type="radio"/> | <b>Spain</b> | <input checked="" type="radio"/> |
| Hungary  | <input type="radio"/> | Sweden       | <input type="radio"/>            |
| Ireland  | <input type="radio"/> | UK           | <input type="radio"/>            |

- Preferences Overview
- Most Contacted
- Shared Interests**
- Most Responsive
- Most Disappointing
- Commitment to Deeper Integration



Of 156 votes by 39 respondents, France received the most: 34

- 67% Southern 7
  - 60% Big 6
  - 60% Founding 6
  - 9% Affluent 7
  - 3% Visegrád 4
- Share of votes for group

- 22% France
  - 21% Portugal
  - 19% Italy
  - 12% Germany
  - 5% Belgium
  - 4% Greece
  - 4% UK
  - 2% Poland
  - 1% Czech Rep.
  - 1% Denmark
  - 1% Estonia
  - 1% Finland
  - 1% Ireland
  - 1% Latvia
  - 1% Lithuania
  - 1% Malta
  - 1% Netherlands
  - 1% Romania
  - 1% Sweden
- Share of votes for country

- Top %
- 10+ %
- 5-9 %
- 1-4 %

Rounded results. 0% shares not shown.



# Shared Interests Votes for Spain by Spain Network

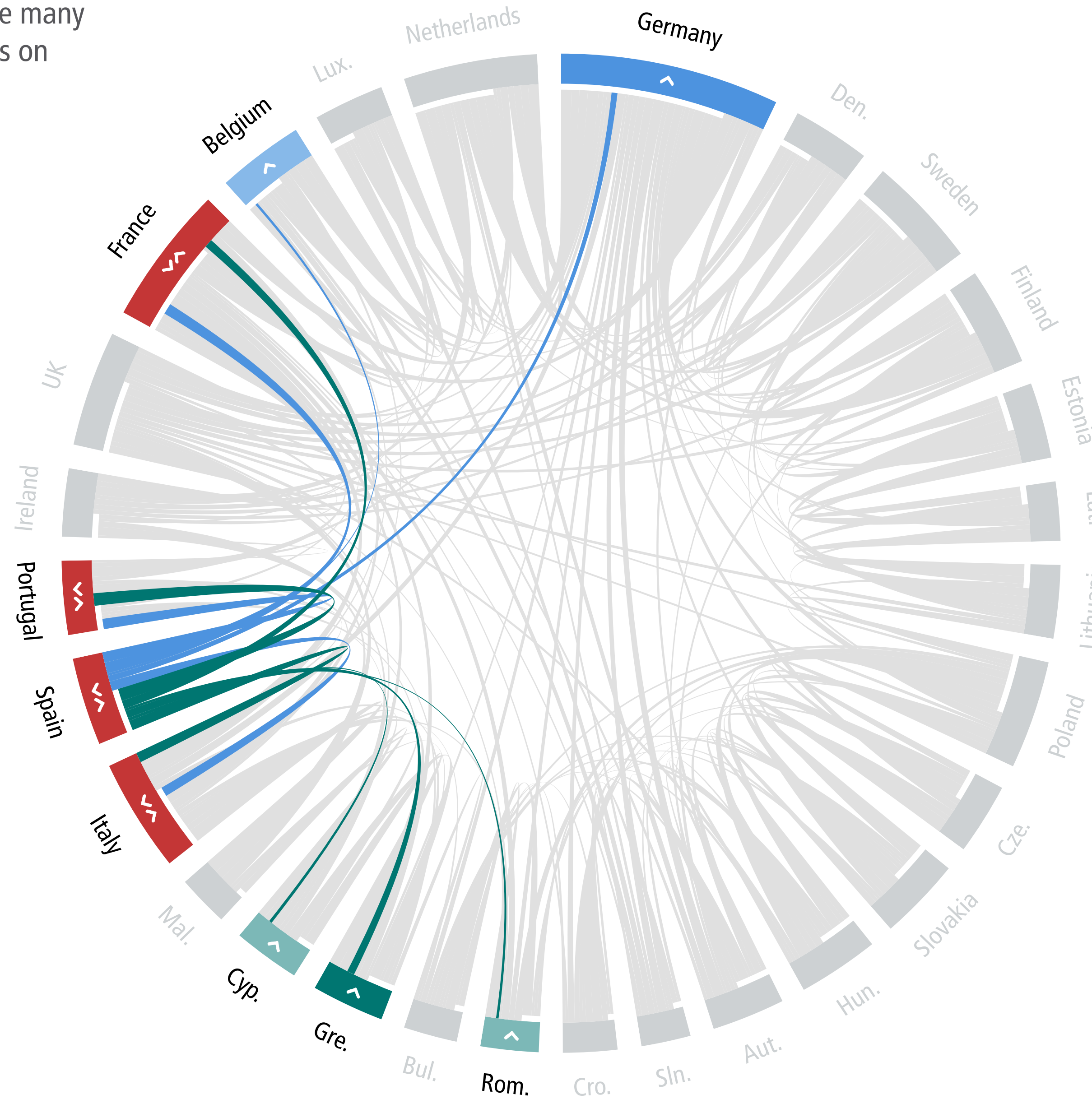
Q2 "Which EU member states generally share many of your country's longer standing interests on EU policy? (select up to five)"

EU	<	○	Affluent Seven	<	>
Big Six	<	>	Southern Seven	<	>
Founding Six	<	>	Visegrád Four	<	>

---

Austria	<	>	○	Italy	<	>	○
Belgium	<	>	○	Latvia	<	>	○
Bulgaria	<	>	○	Lithuania	<	>	○
Croatia	<	>	○	Luxembourg	<	>	○
Cyprus	<	>	○	Malta	<	>	○
Czech R.	<	>	○	Netherlands	<	>	○
Denmark	<	>	○	Poland	<	>	○
Estonia	<	>	○	Portugal	<	>	○
Finland	<	>	○	Romania	<	>	○
France	<	>	○	Slovakia	<	>	○
Germany	<	>	○	Slovenia	<	>	○
Greece	<	>	○	<b>Spain</b>	<	>	●
Hungary	<	>	○	Sweden	<	>	○
Ireland	<	>	○	UK	<	>	○

- Preferences Overview
- Most Contacted
- Shared Interests**
- Most Responsive
- Most Disappointing
- Commitment to Deeper Integration



**Shared votes**

stronger share      weaker share

■ Por 25%    ● Spa 21%    ●  
■ Spa 22%    ● Fra 17%    ●  
■ Ita 20%    ● Spa 19%    ●

---

**Lopsided votes**

**>** Only sending to

12% ■ Germany  
5% ■ Belgium

**<** Only receiving from

15% ■ Greece  
6% ■ Cyprus  
5% ■ Romania

Rounded results. Shares below 5% not shown.

# Shared Interests Votes for Sweden by Sweden Network

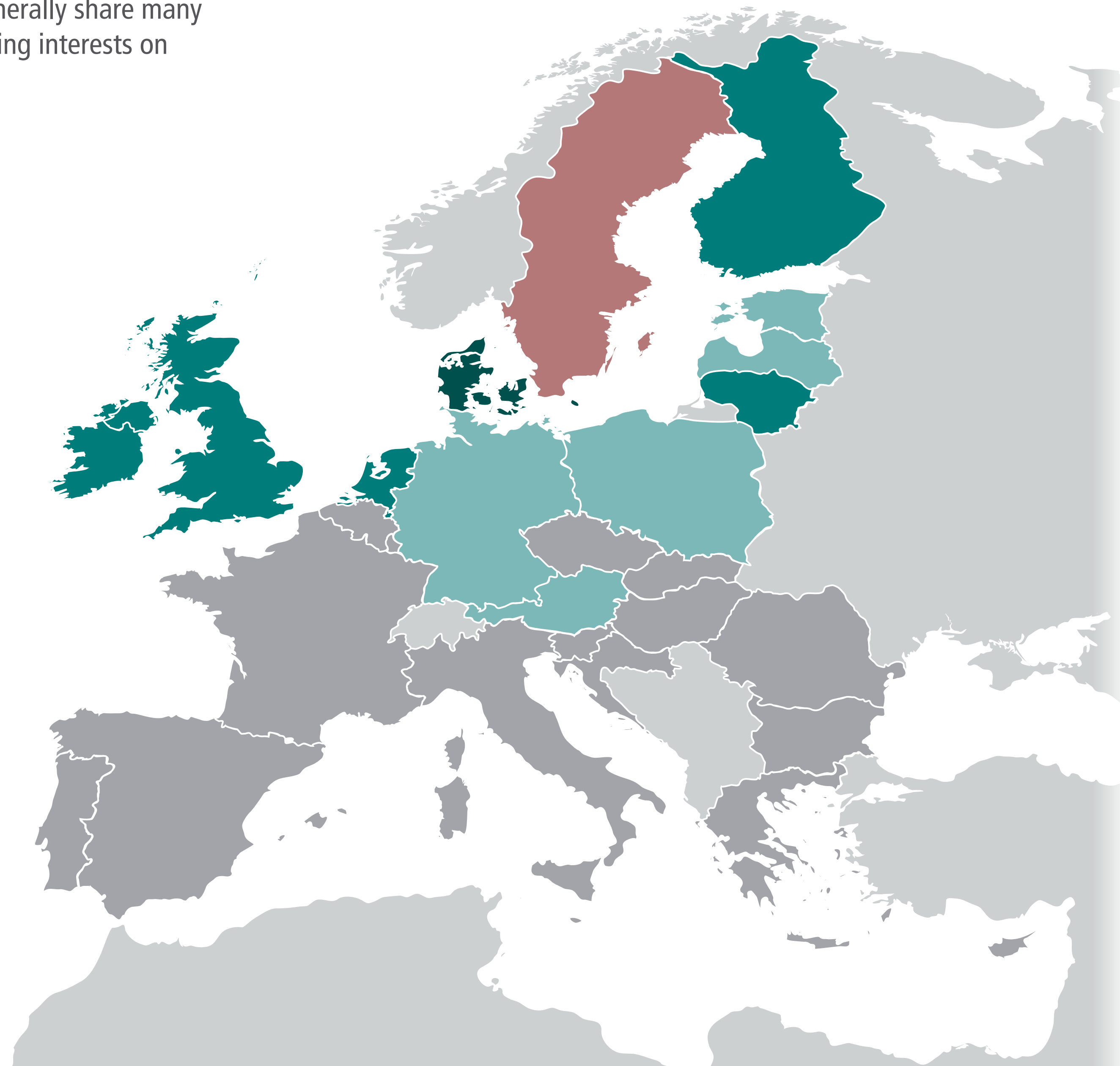
**Q2** "Which EU member states generally share many of your country's longer standing interests on EU policy? (select up to five)"

EU	<	<input type="radio"/>	Affluent Seven	<	>
Big Six	<	>	Southern Seven	<	>
Founding Six	<	>	Visegrád Four	<	>

---

Austria	<	>	<input type="radio"/>	Italy	<	>	<input type="radio"/>
Belgium	<	>	<input type="radio"/>	Latvia	<	>	<input type="radio"/>
Bulgaria	<	>	<input type="radio"/>	Lithuania	<	>	<input type="radio"/>
Croatia	<	>	<input type="radio"/>	Luxembourg	<	>	<input type="radio"/>
Cyprus	<	>	<input type="radio"/>	Malta	<	>	<input type="radio"/>
Czech R.	<	>	<input type="radio"/>	Netherlands	<	>	<input type="radio"/>
Denmark	<	>	<input type="radio"/>	Poland	<	>	<input type="radio"/>
Estonia	<	>	<input type="radio"/>	Portugal	<	>	<input type="radio"/>
Finland	<	>	<input type="radio"/>	Romania	<	>	<input type="radio"/>
France	<	>	<input type="radio"/>	Slovakia	<	>	<input type="radio"/>
Germany	<	>	<input type="radio"/>	Slovenia	<	>	<input type="radio"/>
Greece	<	>	<input type="radio"/>	Spain	<	>	<input type="radio"/>
Hungary	<	>	<input type="radio"/>	<b>Sweden</b>	<	>	<input checked="" type="radio"/>
Ireland	<	>	<input type="radio"/>	UK	<	>	<input type="radio"/>

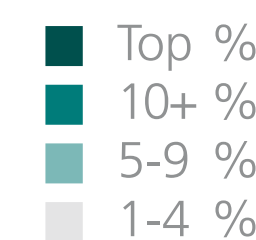
- Preferences Overview
- Most Contacted
- Shared Interests**
- Most Responsive
- Most Disappointing
- Commitment to Deeper Integration



Of 3250 votes by 831 respondents, Sweden received 168 (5.2%)

10%	Affluent 7	Share of votes by group
5%	Big 6	
5%	Founding 6	
3%	Visegrád 4	
1%	Southern 7	

21%	Denmark	Share of votes by country
19%	Finland	
14%	Netherlands	
14%	UK	
13%	Lithuania	
10%	Ireland	
8%	Germany	
6%	Austria	
6%	Latvia	
6%	Poland	
5%	Estonia	
3%	Luxembourg	
2%	France	
2%	Italy	
1%	Belgium	
1%	Czech Rep.	
1%	Slovakia	
1%	Slovenia	
1%	Spain	



Rounded results. 0% shares not shown.



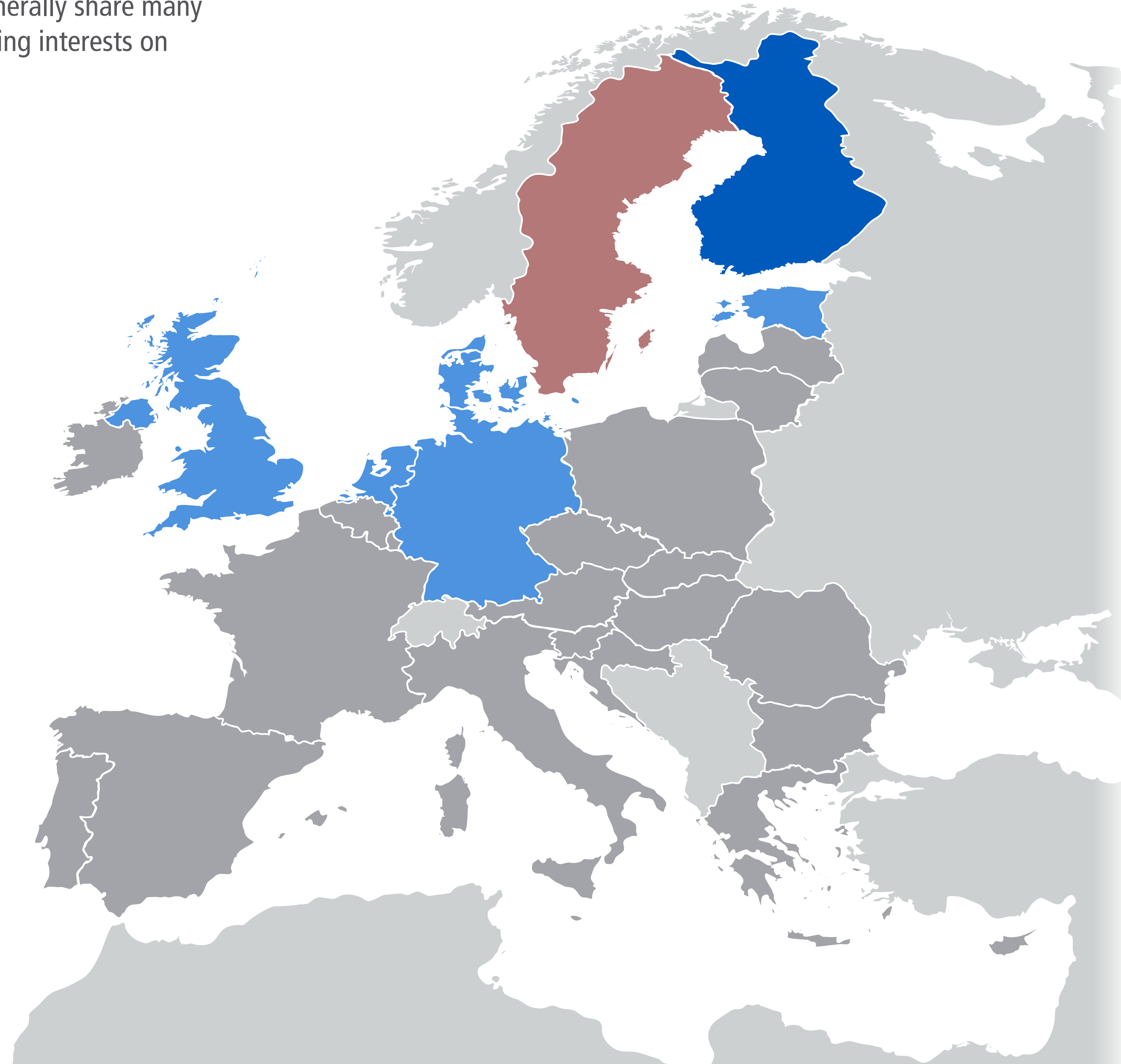
# Shared Interests Votes for Sweden by Sweden Network

**Q2** "Which EU member states generally share many of your country's longer standing interests on EU policy? (select up to five)"

- EU  Affluent Seven
- Big Six  Southern Seven
- Founding Six  Visegrád Four

- |          |                       |               |                                  |
|----------|-----------------------|---------------|----------------------------------|
| Austria  | <input type="radio"/> | Italy         | <input type="radio"/>            |
| Belgium  | <input type="radio"/> | Latvia        | <input type="radio"/>            |
| Bulgaria | <input type="radio"/> | Lithuania     | <input type="radio"/>            |
| Croatia  | <input type="radio"/> | Luxembourg    | <input type="radio"/>            |
| Cyprus   | <input type="radio"/> | Malta         | <input type="radio"/>            |
| Czech R. | <input type="radio"/> | Netherlands   | <input type="radio"/>            |
| Denmark  | <input type="radio"/> | Poland        | <input type="radio"/>            |
| Estonia  | <input type="radio"/> | Portugal      | <input type="radio"/>            |
| Finland  | <input type="radio"/> | Romania       | <input type="radio"/>            |
| France   | <input type="radio"/> | Slovakia      | <input type="radio"/>            |
| Germany  | <input type="radio"/> | Slovenia      | <input type="radio"/>            |
| Greece   | <input type="radio"/> | Spain         | <input type="radio"/>            |
| Hungary  | <input type="radio"/> | <b>Sweden</b> | <input checked="" type="radio"/> |
| Ireland  | <input type="radio"/> | UK            | <input type="radio"/>            |

- Preferences Overview
- Most Contacted
- Shared Interests**
- Most Responsive
- Most Disappointing
- Commitment to Deeper Integration



Of 120 votes by 28 respondents, Finland received the most: 24

- 53% Affluent 7
  - 38% Founding 6
  - 33% Big 6
  - 3% Southern 7
- Share of votes for group

- 20% Finland
  - 18% Germany
  - 15% Denmark
  - 15% Netherlands
  - 13% UK
  - 10% Estonia
  - 3% France
  - 3% Ireland
  - 2% Belgium
  - 1% Austria
  - 1% Lithuania
  - 1% Luxembourg
- Share of votes for country

- Top %
- 10+ %
- 5-9 %
- 1-4 %

Rounded results. 0% shares not shown.

# Shared Interests Votes for Sweden by Sweden Network

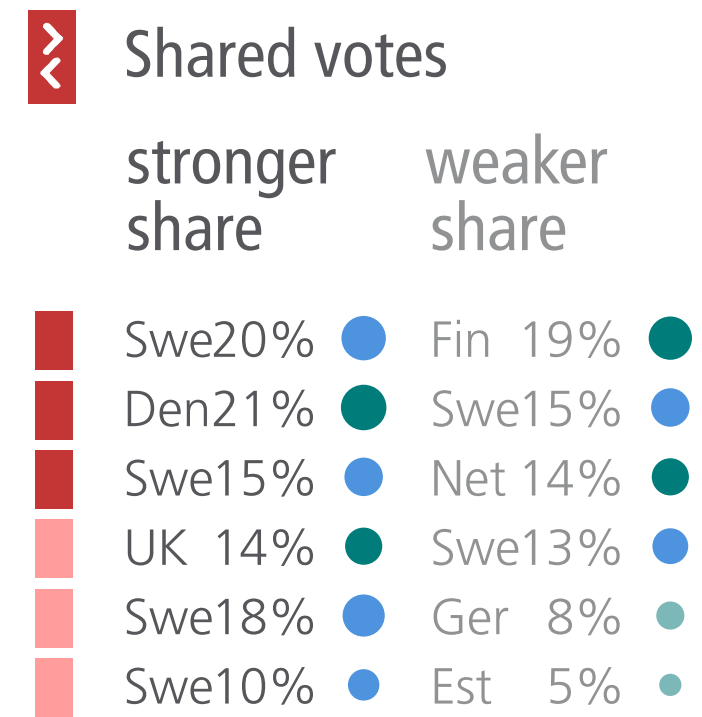
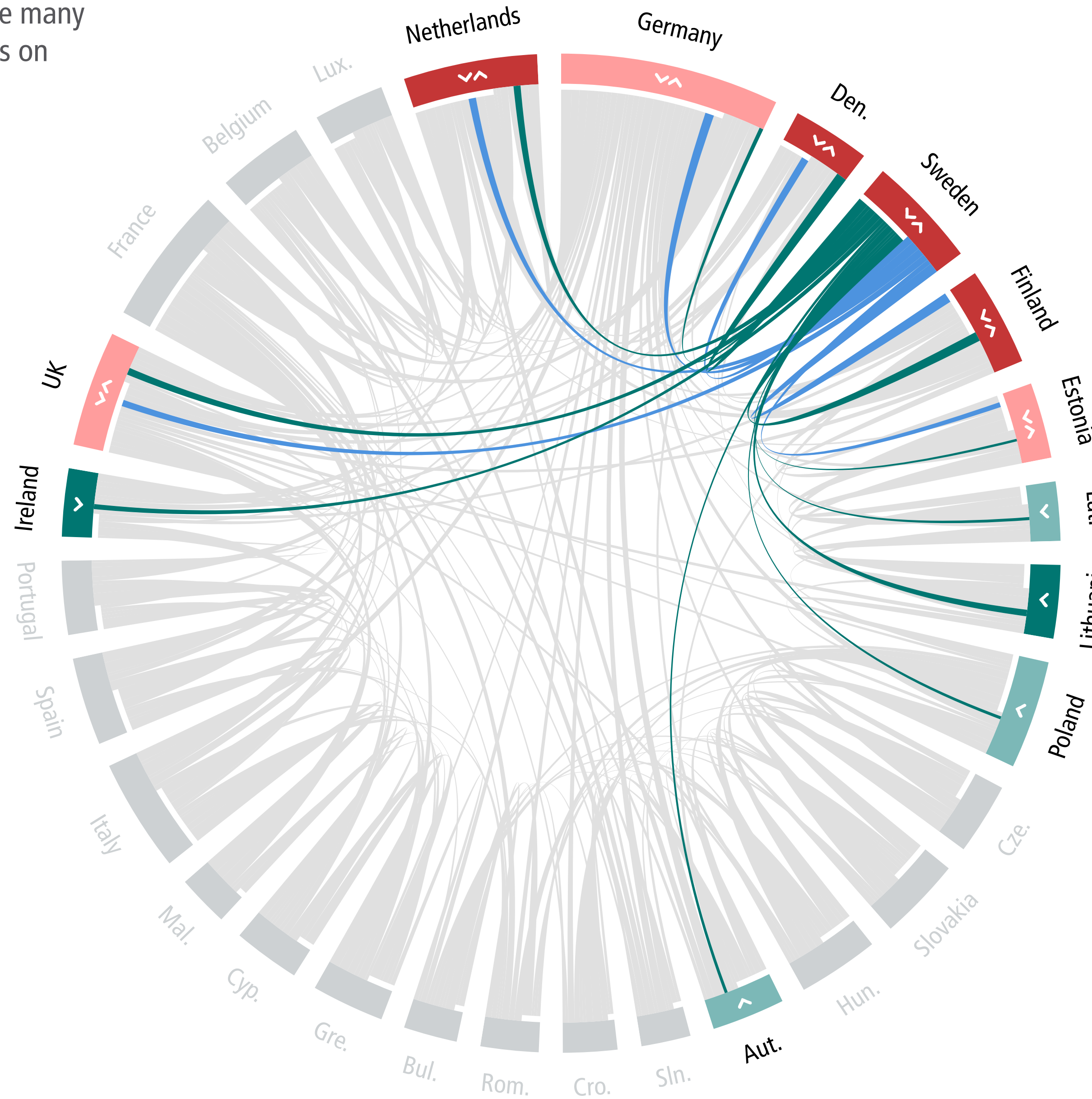
**Q2** "Which EU member states generally share many of your country's longer standing interests on EU policy? (select up to five)"

EU	<	○	Affluent Seven	<	>
Big Six	<	>	Southern Seven	<	>
Founding Six	<	>	Visegrád Four	<	>

Austria	<	>	○	Italy	<	>	○
Belgium	<	>	○	Latvia	<	>	○
Bulgaria	<	>	○	Lithuania	<	>	○
Croatia	<	>	○	Luxembourg	<	>	○
Cyprus	<	>	○	Malta	<	>	○
Czech R.	<	>	○	Netherlands	<	>	○
Denmark	<	>	○	Poland	<	>	○
Estonia	<	>	○	Portugal	<	>	○
Finland	<	>	○	Romania	<	>	○
France	<	>	○	Slovakia	<	>	○
Germany	<	>	○	Slovenia	<	>	○
Greece	<	>	○	Spain	<	>	○
Hungary	<	>	○	<b>Sweden</b>	<	>	●
Ireland	<	>	○	UK	<	>	○

- Preferences Overview
- Most Contacted
- Shared Interests**
- Most Responsive
- Most Disappointing
- Commitment to Deeper Integration



Rounded results. Shares below 5% not shown.



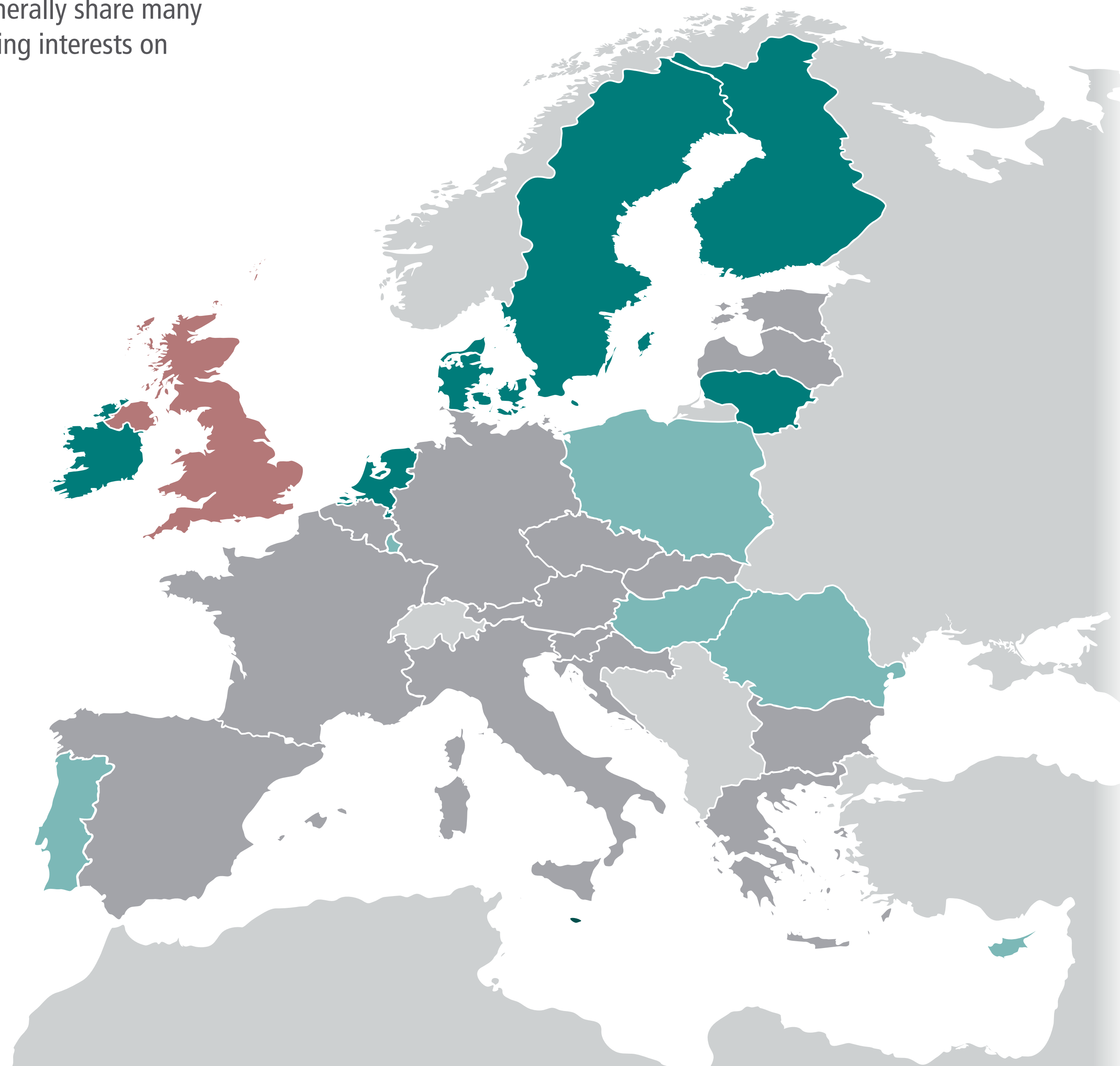
# Shared Interests Votes for UK by UK Network

**Q2** "Which EU member states generally share many of your country's longer standing interests on EU policy? (select up to five)"

- EU  Affluent Seven
- Big Six  Southern Seven
- Founding Six  Visegrád Four

- |          |                       |             |                                  |
|----------|-----------------------|-------------|----------------------------------|
| Austria  | <input type="radio"/> | Italy       | <input type="radio"/>            |
| Belgium  | <input type="radio"/> | Latvia      | <input type="radio"/>            |
| Bulgaria | <input type="radio"/> | Lithuania   | <input type="radio"/>            |
| Croatia  | <input type="radio"/> | Luxembourg  | <input type="radio"/>            |
| Cyprus   | <input type="radio"/> | Malta       | <input type="radio"/>            |
| Czech R. | <input type="radio"/> | Netherlands | <input type="radio"/>            |
| Denmark  | <input type="radio"/> | Poland      | <input type="radio"/>            |
| Estonia  | <input type="radio"/> | Portugal    | <input type="radio"/>            |
| Finland  | <input type="radio"/> | Romania     | <input type="radio"/>            |
| France   | <input type="radio"/> | Slovakia    | <input type="radio"/>            |
| Germany  | <input type="radio"/> | Slovenia    | <input type="radio"/>            |
| Greece   | <input type="radio"/> | Spain       | <input type="radio"/>            |
| Hungary  | <input type="radio"/> | Sweden      | <input type="radio"/>            |
| Ireland  | <input type="radio"/> | UK          | <input checked="" type="radio"/> |

- Preferences Overview
- Most Contacted
- Shared Interests**
- Most Responsive
- Most Disappointing
- Commitment to Deeper Integration



Of 3250 votes by 831 respondents, UK received 192 (5.9%)

- Share of votes by group
- 10% Affluent 7
  - 6% Founding 6
  - 6% Southern 7
  - 5% Visegrád 4
  - 4% Big 6

- Share of votes by country
- 23% Malta
  - 15% Ireland
  - 15% Netherlands
  - 13% Denmark
  - 13% Sweden
  - 11% Finland
  - 10% Lithuania
  - 9% Hungary
  - 9% Portugal
  - 8% Cyprus
  - 7% Luxembourg
  - 7% Poland
  - 5% Romania
  - 4% Czech Rep.
  - 4% Estonia
  - 4% France
  - 4% Germany
  - 4% Spain
  - 3% Belgium
  - 3% Italy
  - 2% Croatia
  - 1% Bulgaria
  - 1% Latvia

- Top %
- 10+ %
- 5-9 %
- 1-4 %

Rounded results. 0% shares not shown.

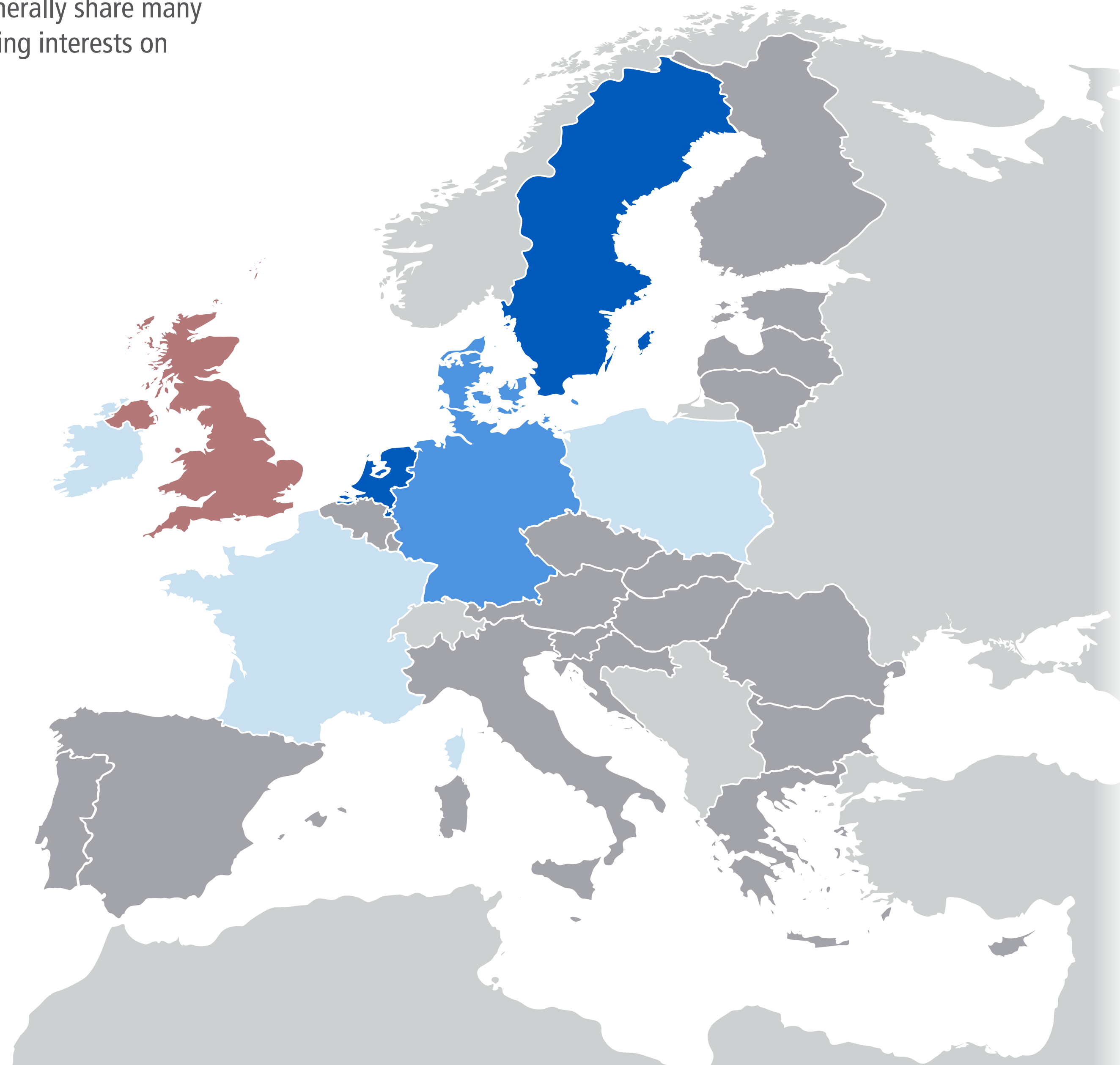
# Shared Interests Votes for UK by UK Network

**Q2** "Which EU member states generally share many of your country's longer standing interests on EU policy? (select up to five)"

- EU  Affluent Seven
- Big Six  Southern Seven
- Founding Six  Visegrád Four

- |          |                       |             |                                  |
|----------|-----------------------|-------------|----------------------------------|
| Austria  | <input type="radio"/> | Italy       | <input type="radio"/>            |
| Belgium  | <input type="radio"/> | Latvia      | <input type="radio"/>            |
| Bulgaria | <input type="radio"/> | Lithuania   | <input type="radio"/>            |
| Croatia  | <input type="radio"/> | Luxembourg  | <input type="radio"/>            |
| Cyprus   | <input type="radio"/> | Malta       | <input type="radio"/>            |
| Czech R. | <input type="radio"/> | Netherlands | <input type="radio"/>            |
| Denmark  | <input type="radio"/> | Poland      | <input type="radio"/>            |
| Estonia  | <input type="radio"/> | Portugal    | <input type="radio"/>            |
| Finland  | <input type="radio"/> | Romania     | <input type="radio"/>            |
| France   | <input type="radio"/> | Slovakia    | <input type="radio"/>            |
| Germany  | <input type="radio"/> | Slovenia    | <input type="radio"/>            |
| Greece   | <input type="radio"/> | Spain       | <input type="radio"/>            |
| Hungary  | <input type="radio"/> | Sweden      | <input type="radio"/>            |
| Ireland  | <input type="radio"/> | <b>UK</b>   | <input checked="" type="radio"/> |

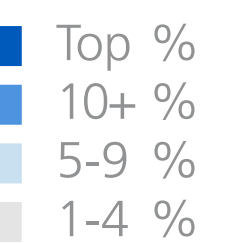
- Preferences Overview
- Most Contacted
- Shared Interests**
- Most Responsive
- Most Disappointing
- Commitment to Deeper Integration



Of 138 votes by 35 respondents, Netherlands received the most: 19

46%	Affluent 7	Share of votes for group
37%	Founding 6	
30%	Big 6	
17%	Southern 7	
8%	Visegrád 4	

14%	Netherlands	Share of votes for country
14%	Sweden	
13%	Denmark	
10%	Germany	
9%	France	
9%	Ireland	
6%	Poland	
4%	Estonia	
4%	Finland	
3%	Italy	
2%	Lithuania	
2%	Portugal	
2%	Spain	
1%	Belgium	
1%	Cyprus	
1%	Czech Rep.	
1%	Latvia	
1%	Luxembourg	
1%	Romania	
1%	Slovakia	
1%	Slovenia	



Rounded results. 0% shares not shown.

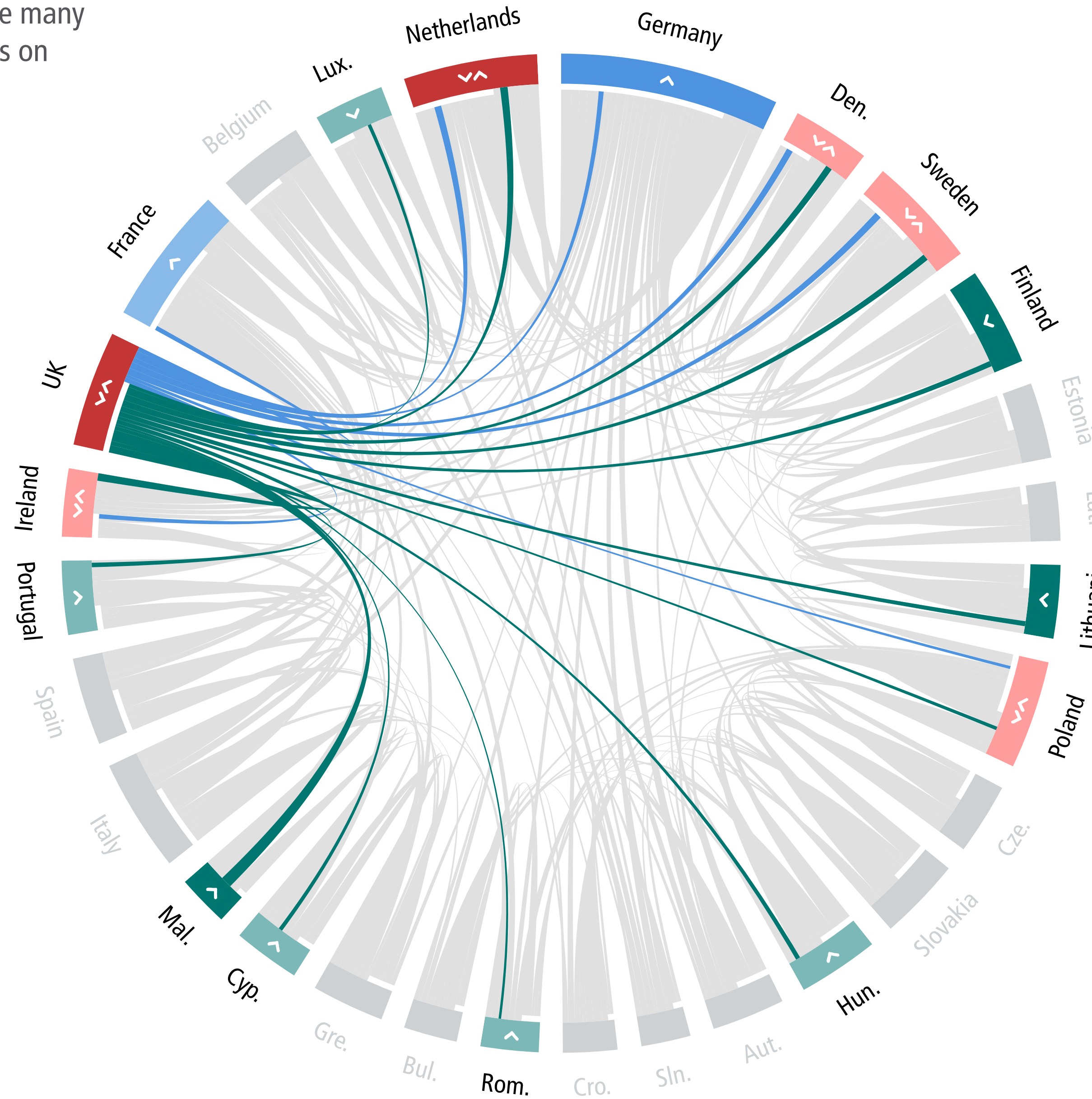


# Shared Interests Votes for UK by UK Network

Q2 "Which EU member states generally share many of your country's longer standing interests on EU policy? (select up to five)"

EU	<	○	Affluent Seven	<	>		
Big Six	<	>	Southern Seven	<	>		
Founding Six	<	>	Visegrád Four	<	>		
Austria	<	>	○	Italy	<	>	○
Belgium	<	>	○	Latvia	<	>	○
Bulgaria	<	>	○	Lithuania	<	>	○
Croatia	<	>	○	Luxembourg	<	>	○
Cyprus	<	>	○	Malta	<	>	○
Czech R.	<	>	○	Netherlands	<	>	○
Denmark	<	>	○	Poland	<	>	○
Estonia	<	>	○	Portugal	<	>	○
Finland	<	>	○	Romania	<	>	○
France	<	>	○	Slovakia	<	>	○
Germany	<	>	○	Slovenia	<	>	○
Greece	<	>	○	Spain	<	>	○
Hungary	<	>	○	Sweden	<	>	○
Ireland	<	>	○	UK	<	>	●

- Preferences Overview
- Most Contacted
- Shared Interests**
- Most Responsive
- Most Disappointing
- Commitment to Deeper Integration



Shared votes

stronger share	weaker share
Net 15%	UK 14%
UK 14%	Swe13%
UK 13%	Den13%
Ire 15%	UK 9%
Pol 7%	UK 6%

## Lopsided votes

Only sending to

10%	Germany
9%	France

Only receiving from

23%	Malta
11%	Finland
10%	Lithuania
9%	Hungary
9%	Portugal
8%	Cyprus
7%	Luxembourg
5%	Romania

Rounded results. Shares below 5% not shown.

# Most Responsive

# Votes total EU


# Primary ties

# Secondary ties

# Brexit

## Q3

“Which EU member states have been most responsive and are easiest to work with for your country’s government? (select up to five)”



Of 2742 votes by 774 respondents, Germany received the most: 390

- EU   Affluent Seven
- Big Six   Southern Seven
- Founding Six   Visegrád Four

- |          |                          |                          |             |                          |                          |
|----------|--------------------------|--------------------------|-------------|--------------------------|--------------------------|
| Austria  | <input type="checkbox"/> | <input type="checkbox"/> | Italy       | <input type="checkbox"/> | <input type="checkbox"/> |
| Belgium  | <input type="checkbox"/> | <input type="checkbox"/> | Latvia      | <input type="checkbox"/> | <input type="checkbox"/> |
| Bulgaria | <input type="checkbox"/> | <input type="checkbox"/> | Lithuania   | <input type="checkbox"/> | <input type="checkbox"/> |
| Croatia  | <input type="checkbox"/> | <input type="checkbox"/> | Luxembourg  | <input type="checkbox"/> | <input type="checkbox"/> |
| Cyprus   | <input type="checkbox"/> | <input type="checkbox"/> | Malta       | <input type="checkbox"/> | <input type="checkbox"/> |
| Czech R. | <input type="checkbox"/> | <input type="checkbox"/> | Netherlands | <input type="checkbox"/> | <input type="checkbox"/> |
| Denmark  | <input type="checkbox"/> | <input type="checkbox"/> | Poland      | <input type="checkbox"/> | <input type="checkbox"/> |
| Estonia  | <input type="checkbox"/> | <input type="checkbox"/> | Portugal    | <input type="checkbox"/> | <input type="checkbox"/> |
| Finland  | <input type="checkbox"/> | <input type="checkbox"/> | Romania     | <input type="checkbox"/> | <input type="checkbox"/> |
| France   | <input type="checkbox"/> | <input type="checkbox"/> | Slovakia    | <input type="checkbox"/> | <input type="checkbox"/> |
| Germany  | <input type="checkbox"/> | <input type="checkbox"/> | Slovenia    | <input type="checkbox"/> | <input type="checkbox"/> |
| Greece   | <input type="checkbox"/> | <input type="checkbox"/> | Spain       | <input type="checkbox"/> | <input type="checkbox"/> |
| Hungary  | <input type="checkbox"/> | <input type="checkbox"/> | Sweden      | <input type="checkbox"/> | <input type="checkbox"/> |
| Ireland  | <input type="checkbox"/> | <input type="checkbox"/> | UK          | <input type="checkbox"/> | <input type="checkbox"/> |

Preferences Overview

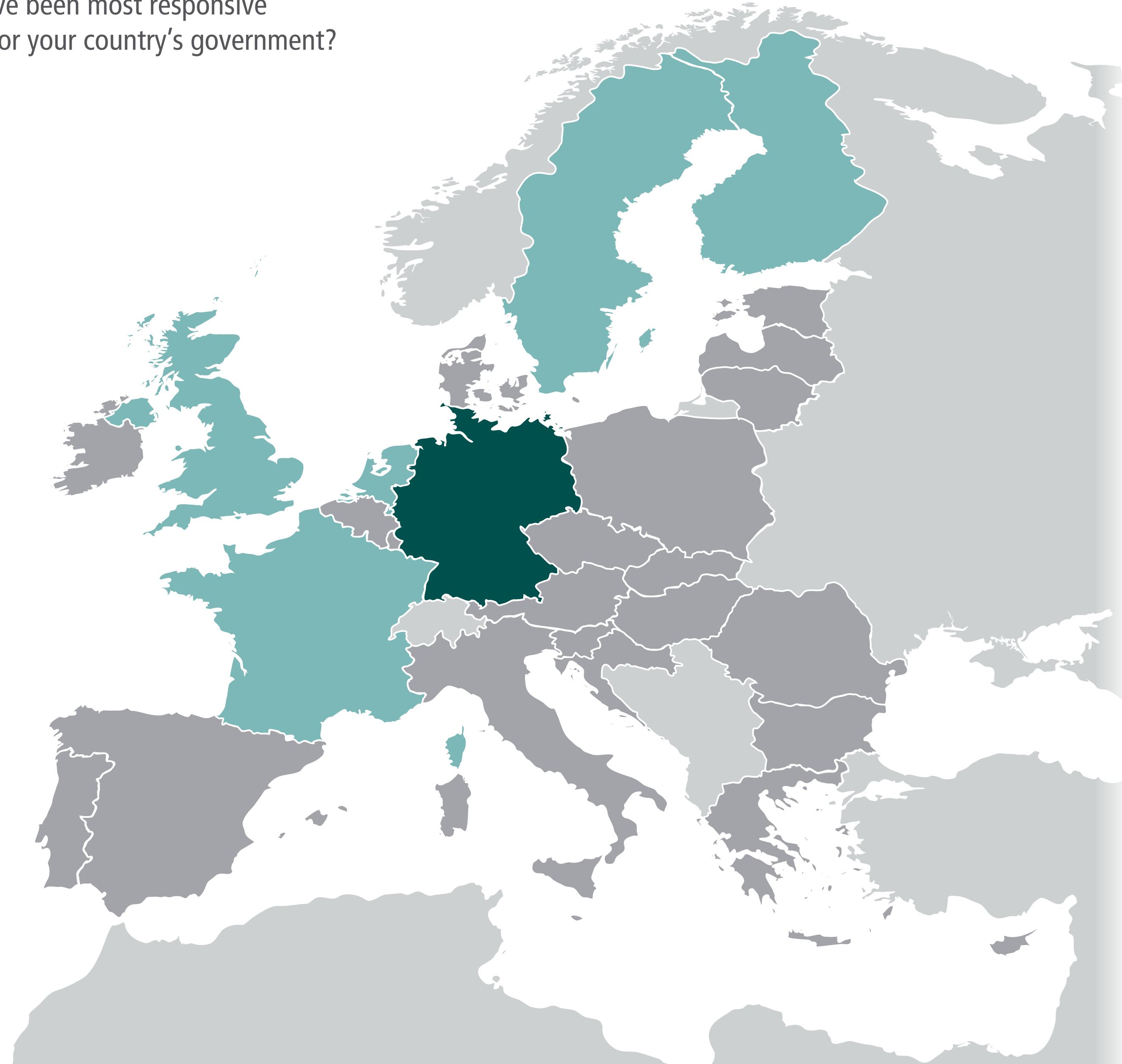
Most Contacted

Shared Interests

**Most Responsive**

Most Disappointing

Commitment to Deeper Integration



39.5%	Founding 6	Share of votes for group
38.1%	Big 6	
31.6%	Affluent 7	
20.3%	Southern 7	
11.8%	Visegrád 4	

14.2%	Germany	Share of votes for country
7.7%	France	
7.4%	Netherlands	
6.1%	Sweden	
5.8%	UK	
4.5%	Finland	
4.3%	Estonia	
4.2%	Belgium	
3.6%	Austria	
3.6%	Spain	
3.4%	Italy	
3.3%	Denmark	
3.3%	Hungary	
3.3%	Poland	
2.8%	Ireland	
2.7%	Luxembourg	
2.7%	Slovakia	
2.6%	Portugal	
2.5%	Czech Rep.	
2.2%	Latvia	
2.1%	Lithuania	
2.0%	Romania	
1.9%	Greece	
1.1%	Croatia	
1.1%	Slovenia	
0.7%	Bulgaria	
0.7%	Cyprus	
0.5%	Malta	



# Most Responsive

Votes total EU

# Primary ties

Secondary ties

Brexit

## Q3

“Which EU member states have been most responsive and are easiest to work with for your country’s government? (select up to five)”

EU	<	<input checked="" type="radio"/>	Affluent Seven	<	>		
Big Six	<	>	Southern Seven	<	>		
Founding Six	<	>	Visegrád Four	<	>		
<hr/>							
Austria	<	>	<input type="radio"/>	Italy	<	>	<input type="radio"/>
Belgium	<	>	<input type="radio"/>	Latvia	<	>	<input type="radio"/>
Bulgaria	<	>	<input type="radio"/>	Lithuania	<	>	<input type="radio"/>
Croatia	<	>	<input type="radio"/>	Luxembourg	<	>	<input type="radio"/>
Cyprus	<	>	<input type="radio"/>	Malta	<	>	<input type="radio"/>
Czech R.	<	>	<input type="radio"/>	Netherlands	<	>	<input type="radio"/>
Denmark	<	>	<input type="radio"/>	Poland	<	>	<input type="radio"/>
Estonia	<	>	<input type="radio"/>	Portugal	<	>	<input type="radio"/>
Finland	<	>	<input type="radio"/>	Romania	<	>	<input type="radio"/>
France	<	>	<input type="radio"/>	Slovakia	<	>	<input type="radio"/>
Germany	<	>	<input type="radio"/>	Slovenia	<	>	<input type="radio"/>
Greece	<	>	<input type="radio"/>	Spain	<	>	<input type="radio"/>
Hungary	<	>	<input type="radio"/>	Sweden	<	>	<input type="radio"/>
Ireland	<	>	<input type="radio"/>	UK	<	>	<input type="radio"/>

- Preferences Overview
- Most Contacted
- Shared Interests
- Most Responsive**
- Most Disappointing
- Commitment to Deeper Integration



Shared votes  
Shares averaging 15% points or more

stronger share	weaker share	deviation
Hun 31%	Pol 31%	
Slk 31%	Cze 30%	+1 ●
Por 26%	Spa 23%	+3 ●
Cyp 24%	Gre 23%	+1 ●
Lat 25%	Est 21%	+4 ●
Lat 25%	Lit 21%	+4 ●
Fin 24%	Swe 20%	+4 ●
Fin 22%	Est 20%	+2 ●
Fra 21%	Ger 16%	+5 ●
Spa 21%	Fra 16%	+5 ●
Ger 19%	Net 19%	
Den 24%	Swe 11%	+13 ●
Bel 23%	Net 12%	+11 ●
Bel 18%	Lux 17%	+1 ●
Hun 19%	Slk 15%	+4 ●
Ita 21%	Fra 11%	+10 ●
Ita 17%	Spa 14%	+3 ●
Por 22%	Fra 7%	+15 ●
Aus 21%	Ger 8%	+13 ●
Fin 20%	Ger 9%	+11 ●
Hun 18%	Cze 12%	+6 ●
Lit 17%	Est 13%	+4 ●
Bel 16%	Fra 13%	+3 ●
Den 16%	Net 14%	+2 ●

# Most Responsive

Votes total EU

Primary ties

Secondary ties

Brexit

## Q3

“Which EU member states have been most responsive and are easiest to work with for your country’s government? (select up to five)”

EU	<	<input checked="" type="radio"/>	Affluent Seven	<	>		
Big Six	<	>	Southern Seven	<	>		
Founding Six	<	>	Visegrád Four	<	>		
<hr/>							
Austria	<	>	<input type="radio"/>	Italy	<	>	<input type="radio"/>
Belgium	<	>	<input type="radio"/>	Latvia	<	>	<input type="radio"/>
Bulgaria	<	>	<input type="radio"/>	Lithuania	<	>	<input type="radio"/>
Croatia	<	>	<input type="radio"/>	Luxembourg	<	>	<input type="radio"/>
Cyprus	<	>	<input type="radio"/>	Malta	<	>	<input type="radio"/>
Czech R.	<	>	<input type="radio"/>	Netherlands	<	>	<input type="radio"/>
Denmark	<	>	<input type="radio"/>	Poland	<	>	<input type="radio"/>
Estonia	<	>	<input type="radio"/>	Portugal	<	>	<input type="radio"/>
Finland	<	>	<input type="radio"/>	Romania	<	>	<input type="radio"/>
France	<	>	<input type="radio"/>	Slovakia	<	>	<input type="radio"/>
Germany	<	>	<input type="radio"/>	Slovenia	<	>	<input type="radio"/>
Greece	<	>	<input type="radio"/>	Spain	<	>	<input type="radio"/>
Hungary	<	>	<input type="radio"/>	Sweden	<	>	<input type="radio"/>
Ireland	<	>	<input type="radio"/>	UK	<	>	<input type="radio"/>

- Preferences Overview
- Most Contacted
- Shared Interests
- Most Responsive**
- Most Disappointing
- Commitment to Deeper Integration



Shared votes  
Shares averaging up to 15% points

stronger share	weaker share	deviation
Bel 20%	Ger 7%	+13 ●
Rom 20%	Pol 8%	+12 ●
UK 18%	Net 9%	+9 ●
Ire 17%	UK 10%	+7 ●
Swe 17%	Ger 11%	+6 ●
Net 15%	Swe 13%	+2 ●
Cro 20%	Aus 6%	+14 ●
Lux 19%	Ger 7%	+12 ●
Cze 13%	Pol 12%	+1 ●
Fin 15%	Net 8%	+7 ●
Den 13%	UK 10%	+3 ●
Lit 17%	Swe 5%	+12 ●
Bul 13%	Rom 8%	+5 ●
Gre 13%	Ita 8%	+5 ●
UK 12%	Swe 10%	+2 ●
Slk 11%	Pol 10%	+1 ●
Lux 14%	Net 6%	+8 ●
Lux 13%	Frau 5%	+8 ●
Est 12%	Ger 5%	+7 ●
Lat 12%	Swe 5%	+7 ●
Swe 12%	Est 5%	+7 ●
Cze 11%	Aus 7%	+4 ●
Sln 10%	Aus 7%	+3 ●
Hun 10%	Aus 6%	+4 ●
Por 9%	Ita 7%	+2 ●
Aus 8%	Slk 7%	+1 ●



# Most Responsive

Votes total EU

Primary ties

Secondary ties

# Brexit

## Q3

“Which EU member states have been most responsive and are easiest to work with for your country’s government? (select up to five)”

EU	<	<input checked="" type="radio"/>	Affluent Seven	<	>		
Big Six	<	>	Southern Seven	<	>		
Founding Six	<	>	Visegrád Four	<	>		
Austria	<	>	<input type="radio"/>	Italy	<	>	<input type="radio"/>
Belgium	<	>	<input type="radio"/>	Latvia	<	>	<input type="radio"/>
Bulgaria	<	>	<input type="radio"/>	Lithuania	<	>	<input type="radio"/>
Croatia	<	>	<input type="radio"/>	Luxembourg	<	>	<input type="radio"/>
Cyprus	<	>	<input type="radio"/>	Malta	<	>	<input type="radio"/>
Czech R.	<	>	<input type="radio"/>	Netherlands	<	>	<input type="radio"/>
Denmark	<	>	<input type="radio"/>	Poland	<	>	<input type="radio"/>
Estonia	<	>	<input type="radio"/>	Portugal	<	>	<input type="radio"/>
Finland	<	>	<input type="radio"/>	Romania	<	>	<input type="radio"/>
France	<	>	<input type="radio"/>	Slovakia	<	>	<input type="radio"/>
Germany	<	>	<input type="radio"/>	Slovenia	<	>	<input type="radio"/>
Greece	<	>	<input type="radio"/>	Spain	<	>	<input type="radio"/>
Hungary	<	>	<input type="radio"/>	Sweden	<	>	<input type="radio"/>
Ireland	<	>	<input type="radio"/>	UK	<	>	<input type="radio"/>

Preferences Overview

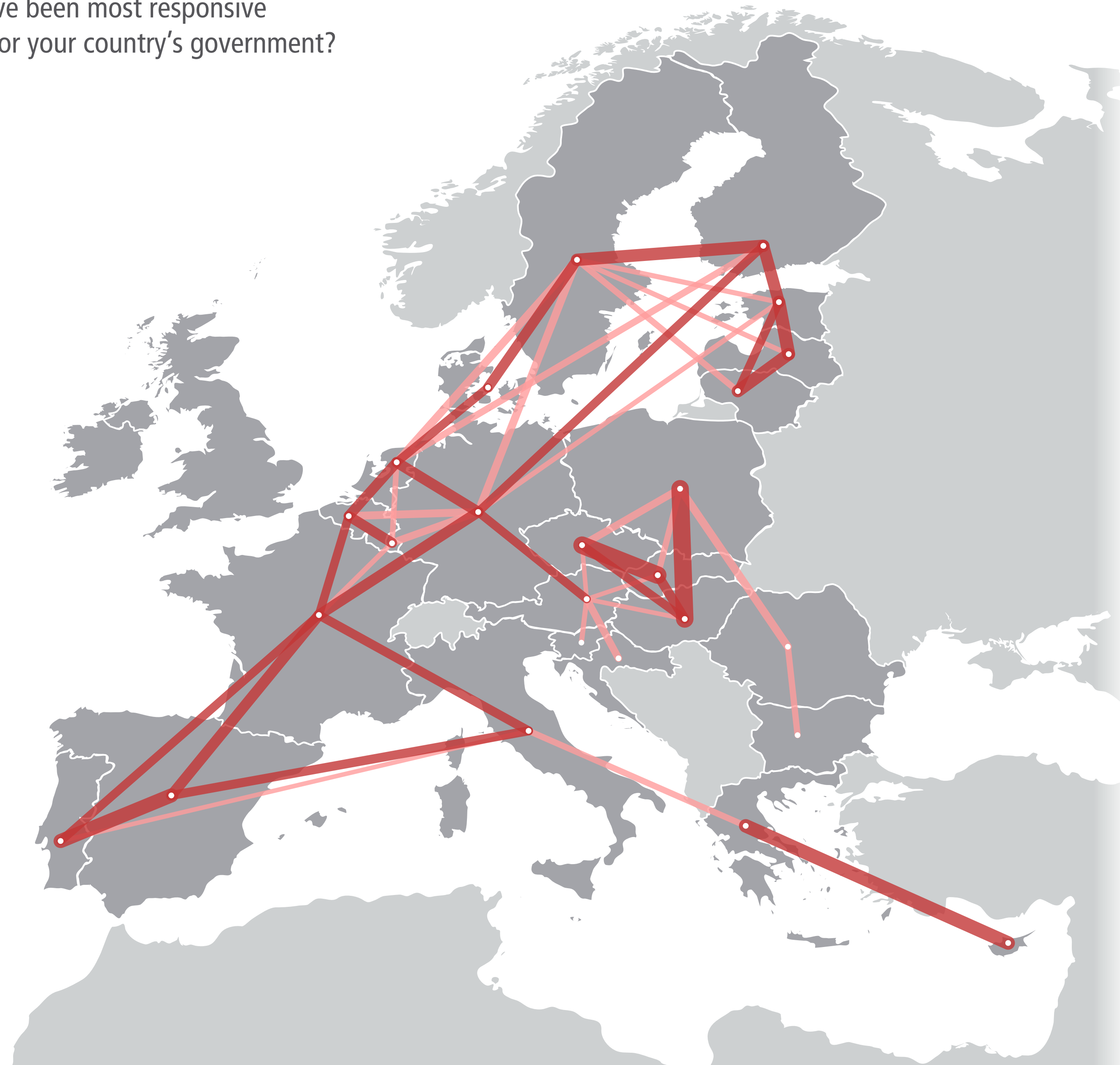
Most Contacted

Shared Interests

**Most Responsive**

Most Disappointing

Commitment to Deeper Integration



### Ties lost through Brexit

	stronger share		weaker share		deviation
UK	18%	Net	9%	+9	●
Ire	17%	UK	10%	+7	●
Den	13%	UK	10%	+3	●
UK	12%	Swe	10%	+2	●
UK	9%	Fra	5%	+4	●
Est	7%	UK	6%	+1	●



EU



EU28 Survey

Findings

Chapters

**Preferences**

Influence

Policies & Partners

ecfr.eu/eucoalitionexplorer

# Most Responsive Votes for Big Six by Big Six

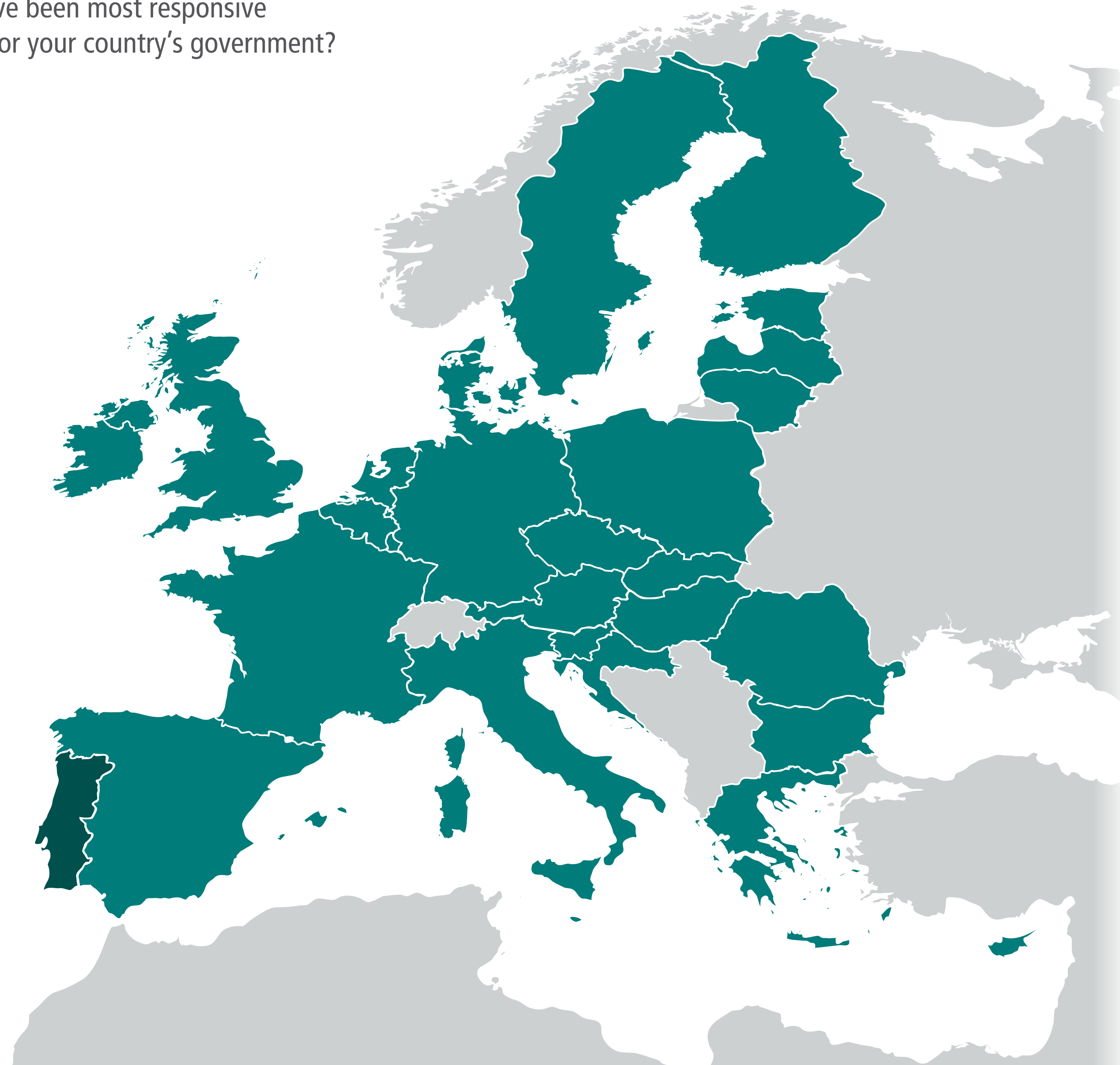
**Q3** "Which EU member states have been most responsive and are easiest to work with for your country's government? (select up to five)"

EU	< ○ >	Affluent Seven	< >
Big Six	< <b>■</b> >	Southern Seven	< >
Founding Six	< >	Visegrád Four	< >

Austria	< > ○	Italy	< > ○
Belgium	< > ○	Latvia	< > ○
Bulgaria	< > ○	Lithuania	< > ○
Croatia	< > ○	Luxembourg	< > ○
Cyprus	< > ○	Malta	< > ○
Czech R.	< > ○	Netherlands	< > ○
Denmark	< > ○	Poland	< > ○
Estonia	< > ○	Portugal	< > ○
Finland	< > ○	Romania	< > ○
France	< > ○	Slovakia	< > ○
Germany	< > ○	Slovenia	< > ○
Greece	< > ○	Spain	< > ○
Hungary	< > ○	Sweden	< > ○
Ireland	< > ○	UK	< > ○

- Preferences Overview
- Most Contacted
- Shared Interests
- Most Responsive**
- Most Disappointing
- Commitment to Deeper Integration



Of 2742 votes by 774 respondents, Big 6 received 1044 (38.1%)

55%	Southern 7	Share of votes by group
40%	Founding 6	
39%	Big 6	
33%	Affluent 7	
29%	Visegrád 4	

75%	Portugal	Share of votes by country
70%	Romania	
57%	Spain	
56%	Malta	
55%	Italy	
53%	France	
53%	Greece	
44%	Belgium	
43%	Bulgaria	
42%	Hungary	
41%	Ireland	
41%	Luxembourg	
39%	Cyprus	
37%	Denmark	
34%	Croatia	
34%	Czech Rep.	
32%	Netherlands	
30%	Sweden	
29%	Slovakia	
27%	Lithuania	
27%	UK	
26%	Finland	
25%	Austria	
25%	Slovenia	
24%	Estonia	
21%	Germany	
20%	Latvia	
19%	Poland	

Rounded results. 0% shares not shown.



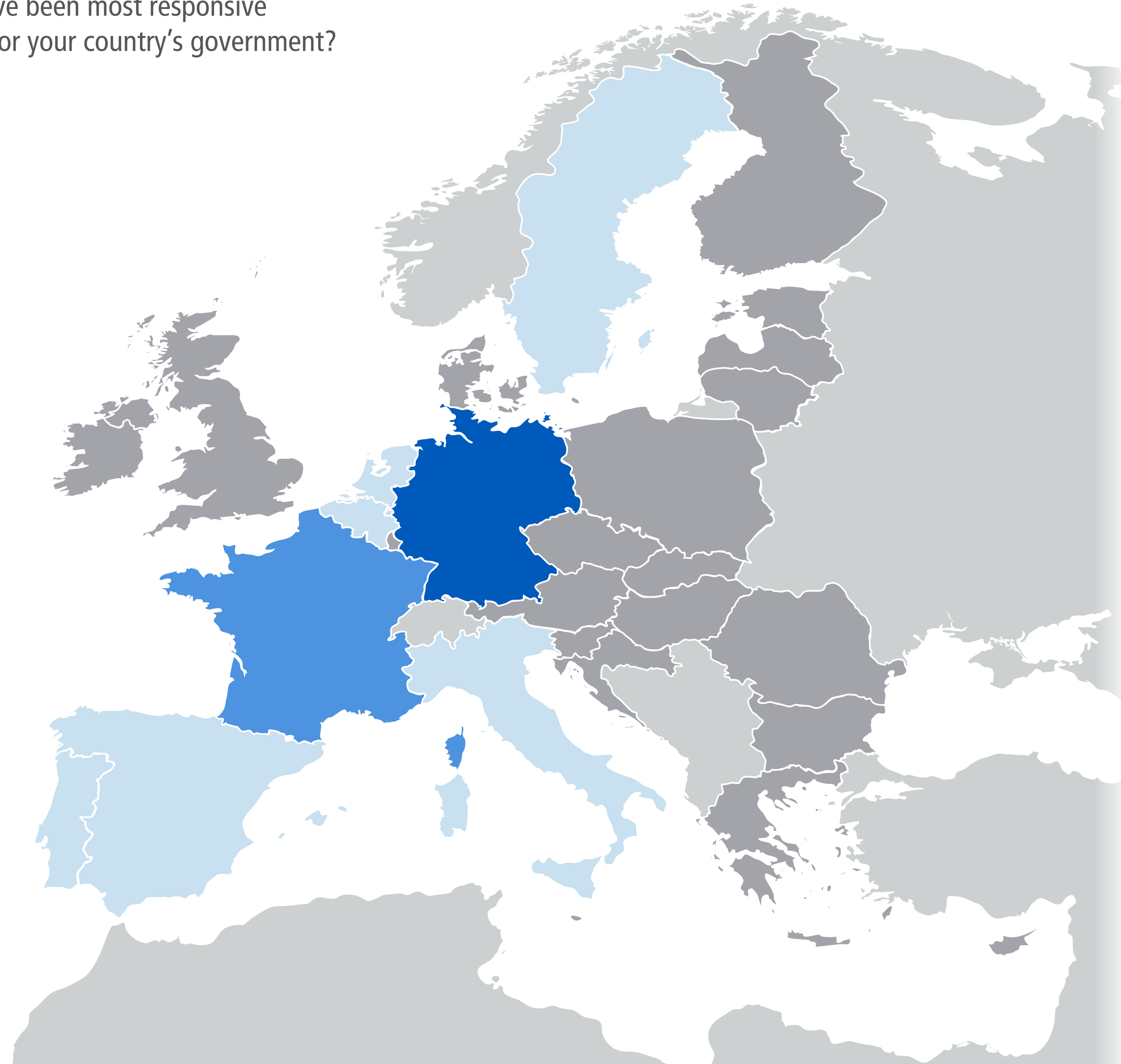
# Most Responsive Votes for Big Six by Big Six

**Q3** "Which EU member states have been most responsive and are easiest to work with for your country's government? (select up to five)"

- EU  Affluent Seven
- Big Six  Southern Seven
- Founding Six  Visegrád Four

- |          |                       |             |                       |
|----------|-----------------------|-------------|-----------------------|
| Austria  | <input type="radio"/> | Italy       | <input type="radio"/> |
| Belgium  | <input type="radio"/> | Latvia      | <input type="radio"/> |
| Bulgaria | <input type="radio"/> | Lithuania   | <input type="radio"/> |
| Croatia  | <input type="radio"/> | Luxembourg  | <input type="radio"/> |
| Cyprus   | <input type="radio"/> | Malta       | <input type="radio"/> |
| Czech R. | <input type="radio"/> | Netherlands | <input type="radio"/> |
| Denmark  | <input type="radio"/> | Poland      | <input type="radio"/> |
| Estonia  | <input type="radio"/> | Portugal    | <input type="radio"/> |
| Finland  | <input type="radio"/> | Romania     | <input type="radio"/> |
| France   | <input type="radio"/> | Slovakia    | <input type="radio"/> |
| Germany  | <input type="radio"/> | Slovenia    | <input type="radio"/> |
| Greece   | <input type="radio"/> | Spain       | <input type="radio"/> |
| Hungary  | <input type="radio"/> | Sweden      | <input type="radio"/> |
| Ireland  | <input type="radio"/> | UK          | <input type="radio"/> |

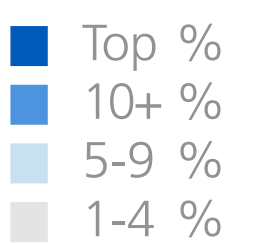
- Preferences Overview
- Most Contacted
- Shared Interests
- Most Responsive**
- Most Disappointing
- Commitment to Deeper Integration



Of 922 votes by 271 respondents, Germany received the most: 109

- 44% Founding 6
  - 39% Big 6
  - 31% Southern 7
  - 30% Affluent 7
  - 9% Visegrád 4
- Share of votes for group

- 12% Germany
  - 11% France
  - 8% Netherlands
  - 7% Spain
  - 6% Belgium
  - 6% Portugal
  - 5% Italy
  - 5% Sweden
  - 4% Hungary
  - 3% Estonia
  - 3% Finland
  - 3% Ireland
  - 3% Luxembourg
  - 3% UK
  - 2% Austria
  - 2% Czech Rep.
  - 2% Denmark
  - 2% Greece
  - 2% Lithuania
  - 2% Romania
  - 2% Slovakia
  - 1% Croatia
  - 1% Latvia
  - 1% Malta
  - 1% Poland
  - 1% Slovenia
- Share of votes for country



Rounded results. 0% shares not shown.

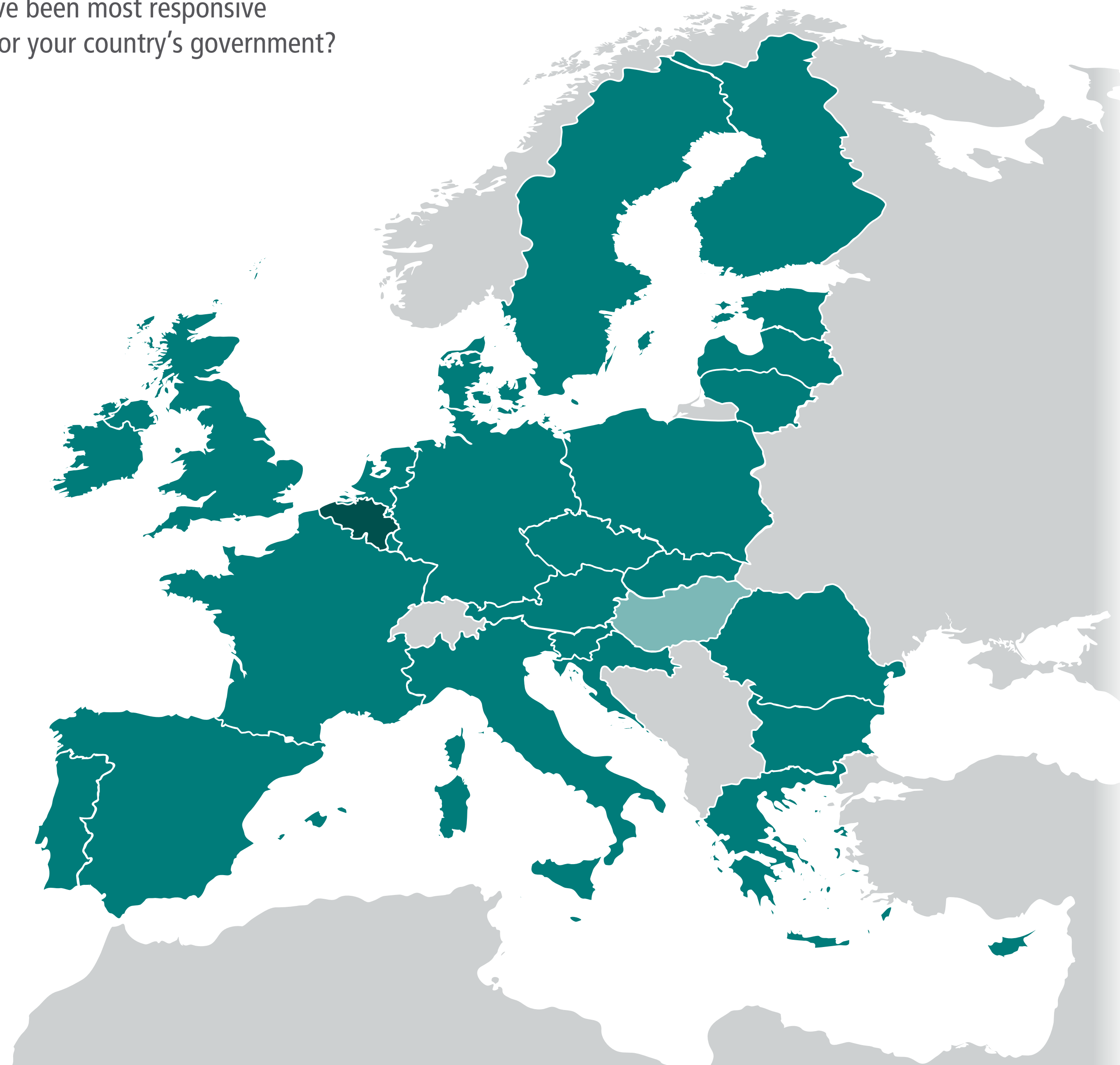
# Most Responsive Votes for Founding Six by Founding Six

**Q3** "Which EU member states have been most responsive and are easiest to work with for your country's government? (select up to five)"

- EU  Affluent Seven
- Big Six  Southern Seven
- Founding Six**  Visegrád Four

- |                                |                                   |
|--------------------------------|-----------------------------------|
| Austria <input type="radio"/>  | Italy <input type="radio"/>       |
| Belgium <input type="radio"/>  | Latvia <input type="radio"/>      |
| Bulgaria <input type="radio"/> | Lithuania <input type="radio"/>   |
| Croatia <input type="radio"/>  | Luxembourg <input type="radio"/>  |
| Cyprus <input type="radio"/>   | Malta <input type="radio"/>       |
| Czech R. <input type="radio"/> | Netherlands <input type="radio"/> |
| Denmark <input type="radio"/>  | Poland <input type="radio"/>      |
| Estonia <input type="radio"/>  | Portugal <input type="radio"/>    |
| Finland <input type="radio"/>  | Romania <input type="radio"/>     |
| France <input type="radio"/>   | Slovakia <input type="radio"/>    |
| Germany <input type="radio"/>  | Slovenia <input type="radio"/>    |
| Greece <input type="radio"/>   | Spain <input type="radio"/>       |
| Hungary <input type="radio"/>  | Sweden <input type="radio"/>      |
| Ireland <input type="radio"/>  | UK <input type="radio"/>          |

- Preferences Overview
- Most Contacted
- Shared Interests
- Most Responsive**
- Most Disappointing
- Commitment to Deeper Integration



Of 2742 votes by 774 respondents, Founding 6 received 1084 (39.5%)

53%	Founding 6	Share of votes by group
49%	Southern 7	
46%	Affluent 7	
44%	Big 6	
14%	Visegrád 4	

80%	Belgium	Share of votes by country
66%	Luxembourg	
66%	Slovenia	
56%	France	
52%	Spain	
51%	Germany	
49%	Greece	
49%	Portugal	
44%	Austria	
44%	Romania	
43%	Ireland	
43%	Italy	
43%	UK	
42%	Netherlands	
39%	Cyprus	
39%	Denmark	
35%	Finland	
34%	Bulgaria	
33%	Sweden	
32%	Malta	
25%	Croatia	
20%	Czech Rep.	
19%	Estonia	
19%	Slovakia	
17%	Latvia	
13%	Lithuania	
11%	Poland	
6%	Hungary	

Rounded results. 0% shares not shown.



# Most Responsive Votes for Founding Six by Founding Six

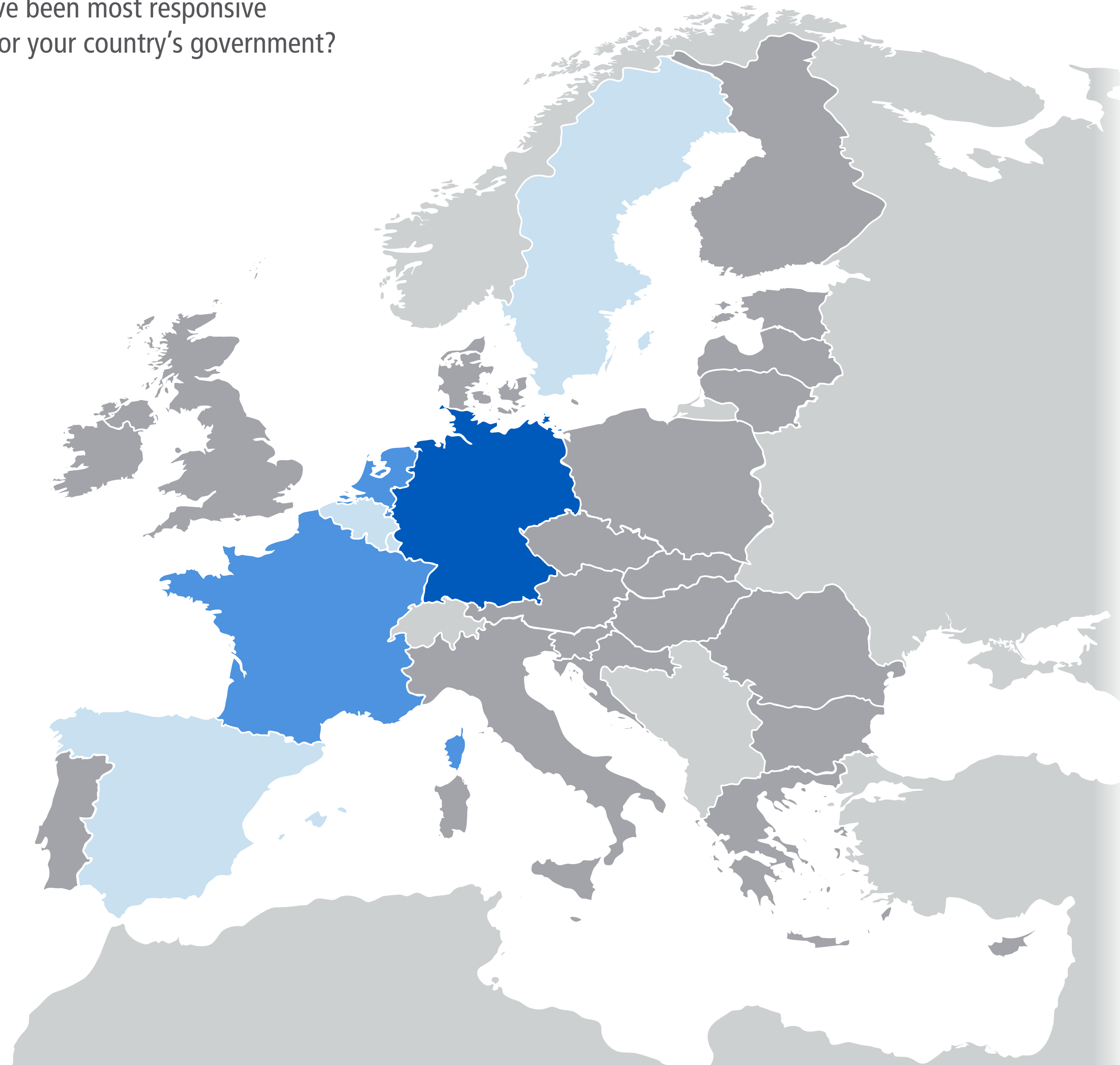
**Q3** "Which EU member states have been most responsive and are easiest to work with for your country's government? (select up to five)"

EU	<	<input type="radio"/>	Affluent Seven	<	>
Big Six	<	>	Southern Seven	<	>
Founding Six	<	<input checked="" type="radio"/>	Visegrád Four	<	>

---

Austria	<	>	<input type="radio"/>	Italy	<	>	<input type="radio"/>
Belgium	<	>	<input type="radio"/>	Latvia	<	>	<input type="radio"/>
Bulgaria	<	>	<input type="radio"/>	Lithuania	<	>	<input type="radio"/>
Croatia	<	>	<input type="radio"/>	Luxembourg	<	>	<input type="radio"/>
Cyprus	<	>	<input type="radio"/>	Malta	<	>	<input type="radio"/>
Czech R.	<	>	<input type="radio"/>	Netherlands	<	>	<input type="radio"/>
Denmark	<	>	<input type="radio"/>	Poland	<	>	<input type="radio"/>
Estonia	<	>	<input type="radio"/>	Portugal	<	>	<input type="radio"/>
Finland	<	>	<input type="radio"/>	Romania	<	>	<input type="radio"/>
France	<	>	<input type="radio"/>	Slovakia	<	>	<input type="radio"/>
Germany	<	>	<input type="radio"/>	Slovenia	<	>	<input type="radio"/>
Greece	<	>	<input type="radio"/>	Spain	<	>	<input type="radio"/>
Hungary	<	>	<input type="radio"/>	Sweden	<	>	<input type="radio"/>
Ireland	<	>	<input type="radio"/>	UK	<	>	<input type="radio"/>

- Preferences Overview
- Most Contacted
- Shared Interests
- Most Responsive**
- Most Disappointing
- Commitment to Deeper Integration



Of 784 votes by 218 respondents, Germany received the most: 107

53%	Founding 6	Share of votes for group
41%	Affluent 7	
40%	Big 6	
29%	Southern 7	
1%	Visegrád 4	

14%	Germany	Share of votes for country
11%	France	
10%	Netherlands	
9%	Belgium	
8%	Spain	
6%	Sweden	
5%	Luxembourg	
4%	Finland	
4%	Italy	
4%	Portugal	
4%	UK	
3%	Austria	
3%	Denmark	
3%	Estonia	
3%	Ireland	
2%	Greece	
2%	Slovenia	
1%	Bulgaria	
1%	Latvia	
1%	Lithuania	
1%	Malta	
1%	Romania	

■ Top %  
■ 10+ %  
■ 5-9 %  
■ 1-4 %

Rounded results. 0% shares not shown.

# Most Responsive Votes for Affluent Seven by Affluent Seven

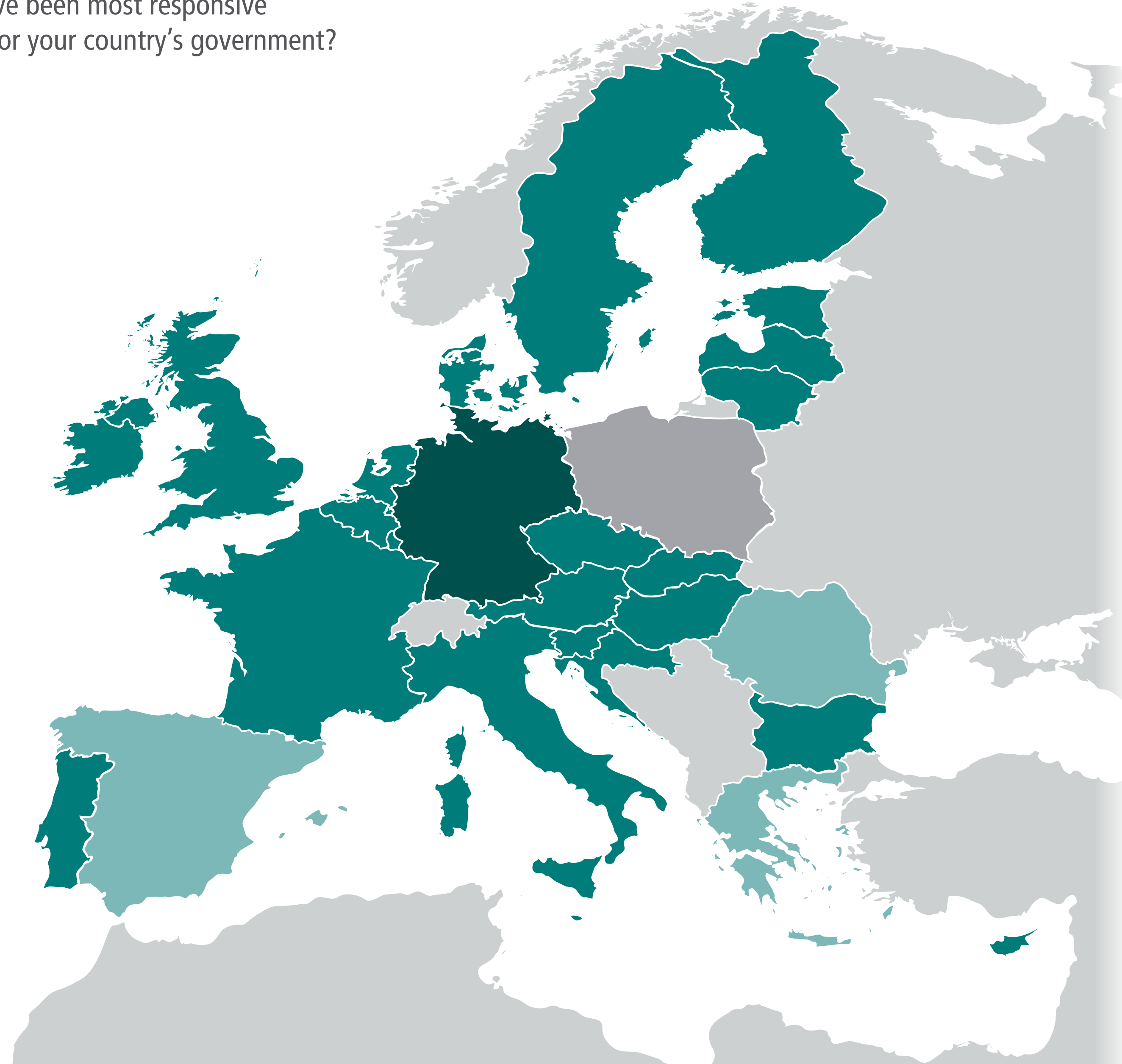
**Q3** "Which EU member states have been most responsive and are easiest to work with for your country's government? (select up to five)"

Of 2742 votes by 774 respondents, Affluent 7 received 867 (31.6%)

- EU  Affluent Seven
- Big Six  Southern Seven
- Founding Six  Visegrád Four

- |                                |                                   |
|--------------------------------|-----------------------------------|
| Austria <input type="radio"/>  | Italy <input type="radio"/>       |
| Belgium <input type="radio"/>  | Latvia <input type="radio"/>      |
| Bulgaria <input type="radio"/> | Lithuania <input type="radio"/>   |
| Croatia <input type="radio"/>  | Luxembourg <input type="radio"/>  |
| Cyprus <input type="radio"/>   | Malta <input type="radio"/>       |
| Czech R. <input type="radio"/> | Netherlands <input type="radio"/> |
| Denmark <input type="radio"/>  | Poland <input type="radio"/>      |
| Estonia <input type="radio"/>  | Portugal <input type="radio"/>    |
| Finland <input type="radio"/>  | Romania <input type="radio"/>     |
| France <input type="radio"/>   | Slovakia <input type="radio"/>    |
| Germany <input type="radio"/>  | Slovenia <input type="radio"/>    |
| Greece <input type="radio"/>   | Spain <input type="radio"/>       |
| Hungary <input type="radio"/>  | Sweden <input type="radio"/>      |
| Ireland <input type="radio"/>  | UK <input type="radio"/>          |

- Preferences Overview
- Most Contacted
- Shared Interests
- Most Responsive**
- Most Disappointing
- Commitment to Deeper Integration



46%	Affluent 7	Share of votes by group
41%	Founding 6	
30%	Big 6	
16%	Southern 7	
12%	Visegrád 4	

65%	Germany	Share of votes by country
58%	Netherlands	
56%	Slovenia	
54%	Denmark	
52%	Ireland	
47%	UK	
46%	Sweden	
44%	Belgium	
44%	Finland	
38%	Estonia	
34%	Lithuania	
33%	Austria	
33%	Luxembourg	
30%	France	
25%	Latvia	
23%	Croatia	
20%	Czech Rep.	
18%	Malta	
17%	Bulgaria	
17%	Slovakia	
14%	Cyprus	
14%	Italy	
11%	Hungary	
11%	Portugal	
6%	Greece	
6%	Romania	
5%	Spain	
4%	Poland	

Rounded results. 0% shares not shown.



# Most Responsive Votes for Affluent Seven by Affluent Seven

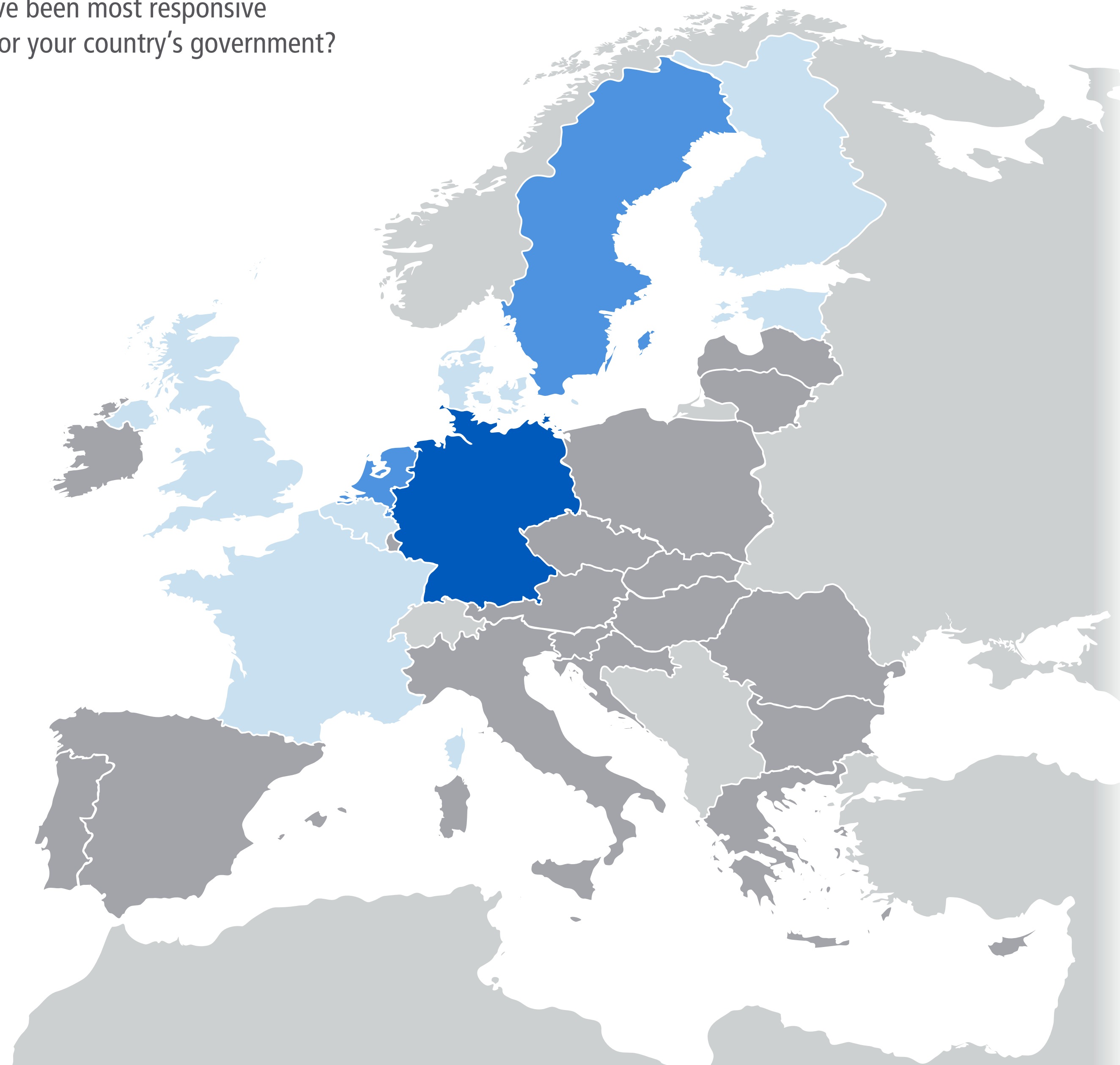
**Q3** "Which EU member states have been most responsive and are easiest to work with for your country's government? (select up to five)"

EU	<	<input type="radio"/>	Affluent Seven	<	<input checked="" type="radio"/>
Big Six	<	<input type="radio"/>	Southern Seven	<	<input type="radio"/>
Founding Six	<	<input type="radio"/>	Visegrád Four	<	<input type="radio"/>

Austria	<	<input type="radio"/>	Italy	<	<input type="radio"/>
Belgium	<	<input type="radio"/>	Latvia	<	<input type="radio"/>
Bulgaria	<	<input type="radio"/>	Lithuania	<	<input type="radio"/>
Croatia	<	<input type="radio"/>	Luxembourg	<	<input type="radio"/>
Cyprus	<	<input type="radio"/>	Malta	<	<input type="radio"/>
Czech R.	<	<input type="radio"/>	Netherlands	<	<input type="radio"/>
Denmark	<	<input type="radio"/>	Poland	<	<input type="radio"/>
Estonia	<	<input type="radio"/>	Portugal	<	<input type="radio"/>
Finland	<	<input type="radio"/>	Romania	<	<input type="radio"/>
France	<	<input type="radio"/>	Slovakia	<	<input type="radio"/>
Germany	<	<input type="radio"/>	Slovenia	<	<input type="radio"/>
Greece	<	<input type="radio"/>	Spain	<	<input type="radio"/>
Hungary	<	<input type="radio"/>	Sweden	<	<input type="radio"/>
Ireland	<	<input type="radio"/>	UK	<	<input type="radio"/>

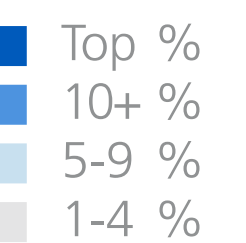
- Preferences Overview
- Most Contacted
- Shared Interests
- Most Responsive**
- Most Disappointing
- Commitment to Deeper Integration



Of 596 votes by 158 respondents, Germany received the most: 114

46%	Affluent 7	Share of votes for group
46%	Founding 6	
33%	Big 6	
7%	Southern 7	
3%	Visegrád 4	

19%	Germany	Share of votes for country
12%	Netherlands	
10%	Sweden	
8%	Estonia	
8%	Finland	
7%	UK	
5%	Belgium	
5%	Denmark	
5%	France	
4%	Ireland	
4%	Luxembourg	
2%	Latvia	
2%	Lithuania	
1%	Austria	
1%	Croatia	
1%	Czech Rep.	
1%	Hungary	
1%	Italy	
1%	Slovakia	
1%	Slovenia	
1%	Spain	



Rounded results. 0% shares not shown.

# Most Responsive Votes for Southern Seven by Southern Seven

**Q3** "Which EU member states have been most responsive and are easiest to work with for your country's government? (select up to five)"

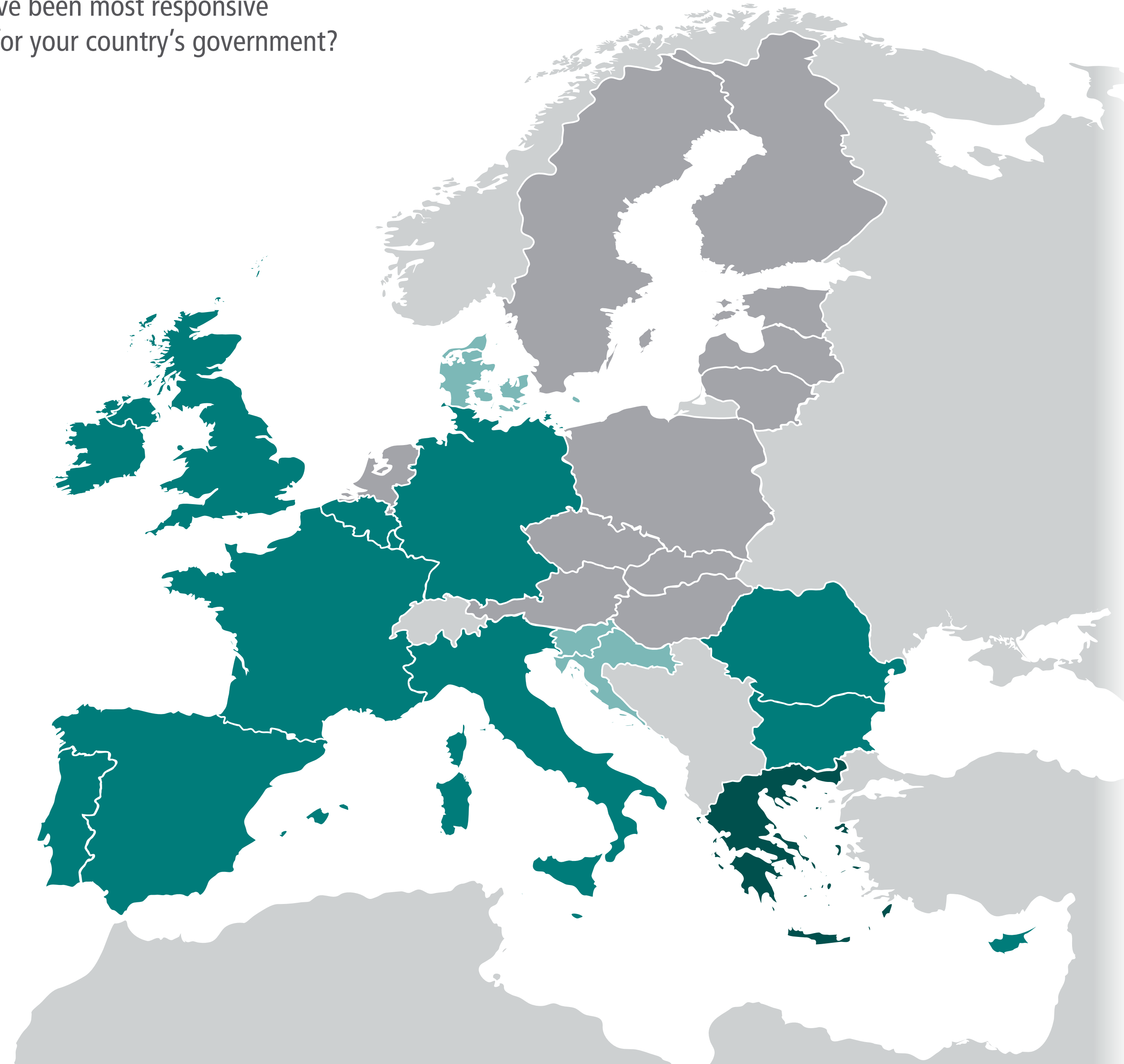
Of 2742 votes by 774 respondents, Southern 7 received 556 (20.3%)

EU	<	<input type="radio"/>	Affluent Seven	<	>
Big Six	<	>	<b>Southern Seven</b>	<	>
Founding Six	<	>	Visegrád Four	<	>

---

Austria	<	>	<input type="radio"/>	Italy	<	>	<input type="radio"/>
Belgium	<	>	<input type="radio"/>	Latvia	<	>	<input type="radio"/>
Bulgaria	<	>	<input type="radio"/>	Lithuania	<	>	<input type="radio"/>
Croatia	<	>	<input type="radio"/>	Luxembourg	<	>	<input type="radio"/>
Cyprus	<	>	<input type="radio"/>	Malta	<	>	<input type="radio"/>
Czech R.	<	>	<input type="radio"/>	Netherlands	<	>	<input type="radio"/>
Denmark	<	>	<input type="radio"/>	Poland	<	>	<input type="radio"/>
Estonia	<	>	<input type="radio"/>	Portugal	<	>	<input type="radio"/>
Finland	<	>	<input type="radio"/>	Romania	<	>	<input type="radio"/>
France	<	>	<input type="radio"/>	Slovakia	<	>	<input type="radio"/>
Germany	<	>	<input type="radio"/>	Slovenia	<	>	<input type="radio"/>
Greece	<	>	<input type="radio"/>	Spain	<	>	<input type="radio"/>
Hungary	<	>	<input type="radio"/>	Sweden	<	>	<input type="radio"/>
Ireland	<	>	<input type="radio"/>	UK	<	>	<input type="radio"/>

- Preferences Overview
- Most Contacted
- Shared Interests
- Most Responsive**
- Most Disappointing
- Commitment to Deeper Integration



52%	Southern 7	Share of votes by group
31%	Big 6	
29%	Founding 6	
7%	Affluent 7	
2%	Visegrád 4	

70%	Greece	Share of votes by country
63%	Cyprus	
63%	Portugal	
60%	Spain	
55%	Italy	
36%	France	
33%	Romania	
29%	Malta	
23%	Luxembourg	
21%	Belgium	
21%	Germany	
17%	Bulgaria	
15%	UK	
13%	Ireland	
9%	Croatia	
8%	Slovenia	
5%	Denmark	
4%	Estonia	
4%	Netherlands	
4%	Slovakia	
3%	Austria	
2%	Hungary	
2%	Lithuania	
2%	Sweden	
1%	Czech Rep.	
1%	Poland	

Rounded results. 0% shares not shown.



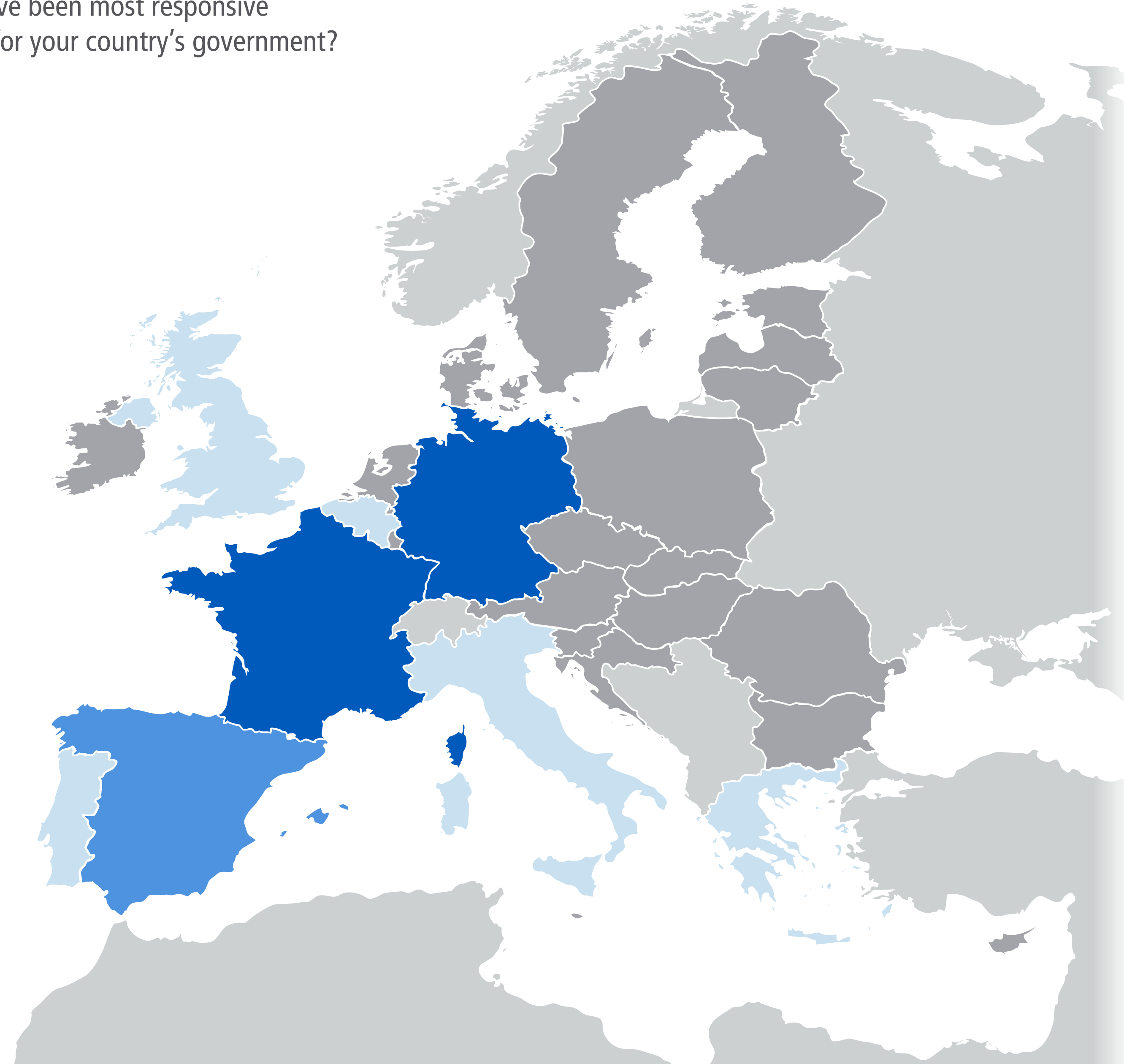
# Most Responsive Votes for Southern Seven by Southern Seven

**Q3** "Which EU member states have been most responsive and are easiest to work with for your country's government? (select up to five)"

Of 677 votes by 199 respondents, France received the most: 95

- |              |   |                       |                       |   |   |
|--------------|---|-----------------------|-----------------------|---|---|
| EU           | < | <input type="radio"/> | Affluent Seven        | < | > |
| Big Six      | < | >                     | <b>Southern Seven</b> | < | > |
| Founding Six | < | >                     | Visegrád Four         | < | > |
- 
- |          |   |   |                       |             |   |   |                       |
|----------|---|---|-----------------------|-------------|---|---|-----------------------|
| Austria  | < | > | <input type="radio"/> | Italy       | < | > | <input type="radio"/> |
| Belgium  | < | > | <input type="radio"/> | Latvia      | < | > | <input type="radio"/> |
| Bulgaria | < | > | <input type="radio"/> | Lithuania   | < | > | <input type="radio"/> |
| Croatia  | < | > | <input type="radio"/> | Luxembourg  | < | > | <input type="radio"/> |
| Cyprus   | < | > | <input type="radio"/> | Malta       | < | > | <input type="radio"/> |
| Czech R. | < | > | <input type="radio"/> | Netherlands | < | > | <input type="radio"/> |
| Denmark  | < | > | <input type="radio"/> | Poland      | < | > | <input type="radio"/> |
| Estonia  | < | > | <input type="radio"/> | Portugal    | < | > | <input type="radio"/> |
| Finland  | < | > | <input type="radio"/> | Romania     | < | > | <input type="radio"/> |
| France   | < | > | <input type="radio"/> | Slovakia    | < | > | <input type="radio"/> |
| Germany  | < | > | <input type="radio"/> | Slovenia    | < | > | <input type="radio"/> |
| Greece   | < | > | <input type="radio"/> | Spain       | < | > | <input type="radio"/> |
| Hungary  | < | > | <input type="radio"/> | Sweden      | < | > | <input type="radio"/> |
| Ireland  | < | > | <input type="radio"/> | UK          | < | > | <input type="radio"/> |

- Preferences Overview
- Most Contacted
- Shared Interests
- Most Responsive**
- Most Disappointing
- Commitment to Deeper Integration



55%	Big 6	Share of votes for group
52%	Southern 7	
49%	Founding 6	
16%	Affluent 7	
2%	Visegrád 4	

14%	France	Share of votes for country
14%	Germany	
12%	Spain	
9%	Italy	
8%	Portugal	
6%	Belgium	
5%	Greece	
5%	UK	
3%	Ireland	
3%	Netherlands	
2%	Cyprus	
2%	Luxembourg	
2%	Malta	
2%	Romania	
1%	Austria	
1%	Bulgaria	
1%	Croatia	
1%	Denmark	
1%	Estonia	
1%	Finland	
1%	Latvia	
1%	Lithuania	
1%	Poland	
1%	Slovenia	
1%	Sweden	

Rounded results. 0% shares not shown.

# Most Responsive Votes for Visegrád Four by Visegrád Four

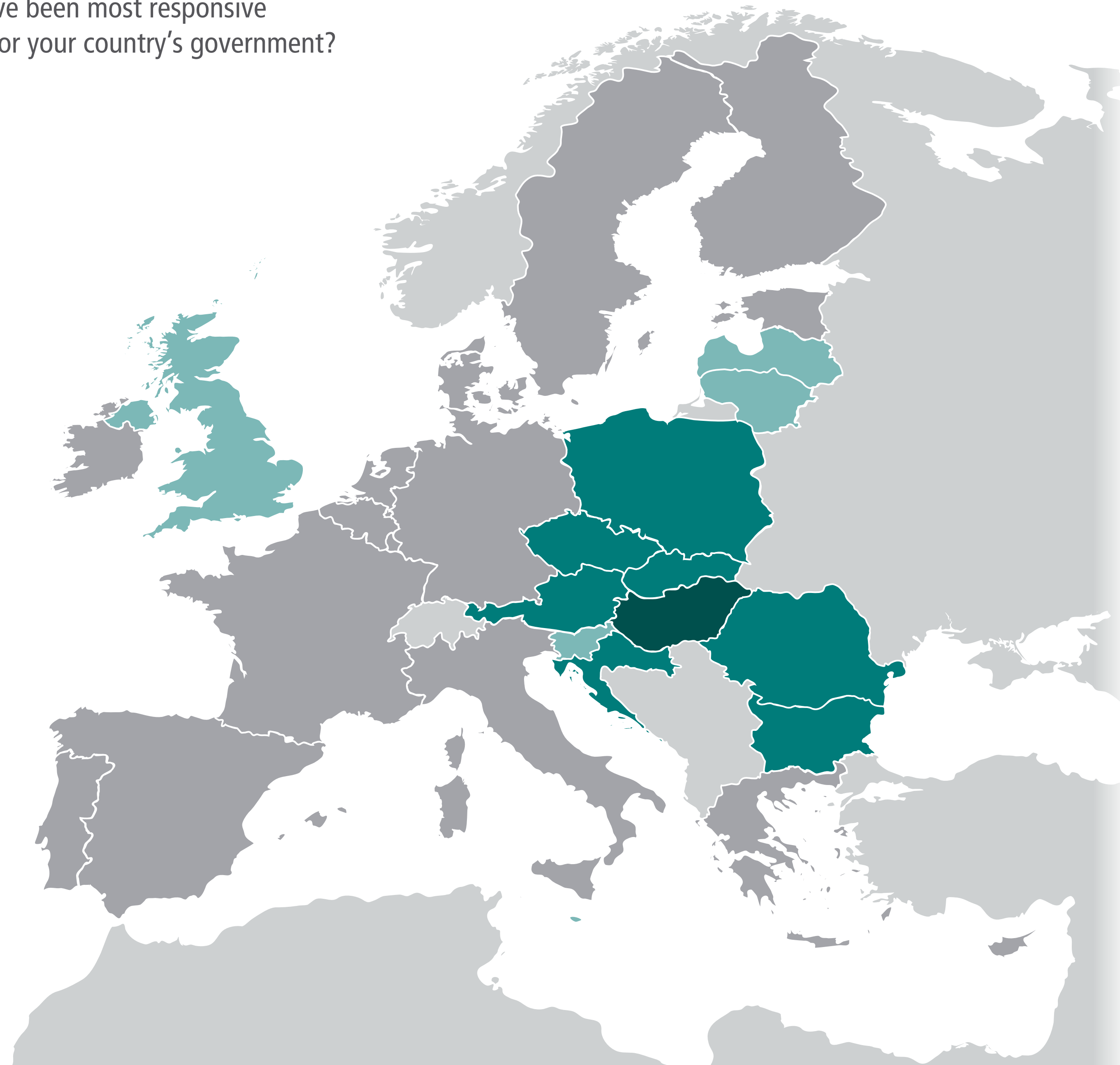
**Q3** "Which EU member states have been most responsive and are easiest to work with for your country's government? (select up to five)"

EU	<	<input type="radio"/>	Affluent Seven	<	>
Big Six	<	>	Southern Seven	<	>
Founding Six	<	>	<b>Visegrád Four</b>	<	>

---

Austria	<	>	<input type="radio"/>	Italy	<	>	<input type="radio"/>
Belgium	<	>	<input type="radio"/>	Latvia	<	>	<input type="radio"/>
Bulgaria	<	>	<input type="radio"/>	Lithuania	<	>	<input type="radio"/>
Croatia	<	>	<input type="radio"/>	Luxembourg	<	>	<input type="radio"/>
Cyprus	<	>	<input type="radio"/>	Malta	<	>	<input type="radio"/>
Czech R.	<	>	<input type="radio"/>	Netherlands	<	>	<input type="radio"/>
Denmark	<	>	<input type="radio"/>	Poland	<	>	<input type="radio"/>
Estonia	<	>	<input type="radio"/>	Portugal	<	>	<input type="radio"/>
Finland	<	>	<input type="radio"/>	Romania	<	>	<input type="radio"/>
France	<	>	<input type="radio"/>	Slovakia	<	>	<input type="radio"/>
Germany	<	>	<input type="radio"/>	Slovenia	<	>	<input type="radio"/>
Greece	<	>	<input type="radio"/>	Spain	<	>	<input type="radio"/>
Hungary	<	>	<input type="radio"/>	Sweden	<	>	<input type="radio"/>
Ireland	<	>	<input type="radio"/>	UK	<	>	<input type="radio"/>

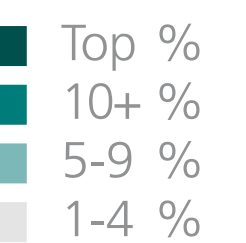
- Preferences Overview
- Most Contacted
- Shared Interests
- Most Responsive**
- Most Disappointing
- Commitment to Deeper Integration



Of 2742 votes by 774 respondents, Visegrád 4 received 324 (11.8%)

57%	Visegrád 4	Share of votes by group
9%	Big 6	
3%	Affluent 7	
2%	Southern 7	
1%	Founding 6	

68%	Hungary	Share of votes by country
57%	Slovakia	
55%	Czech Rep.	
54%	Poland	
36%	Croatia	
27%	Romania	
21%	Austria	
17%	Bulgaria	
8%	Slovenia	
6%	Latvia	
6%	Lithuania	
6%	Malta	
5%	UK	
4%	Estonia	
3%	Portugal	
3%	Spain	
2%	France	
2%	Italy	
2%	Sweden	
1%	Denmark	
1%	Ireland	



Rounded results. 0% shares not shown.

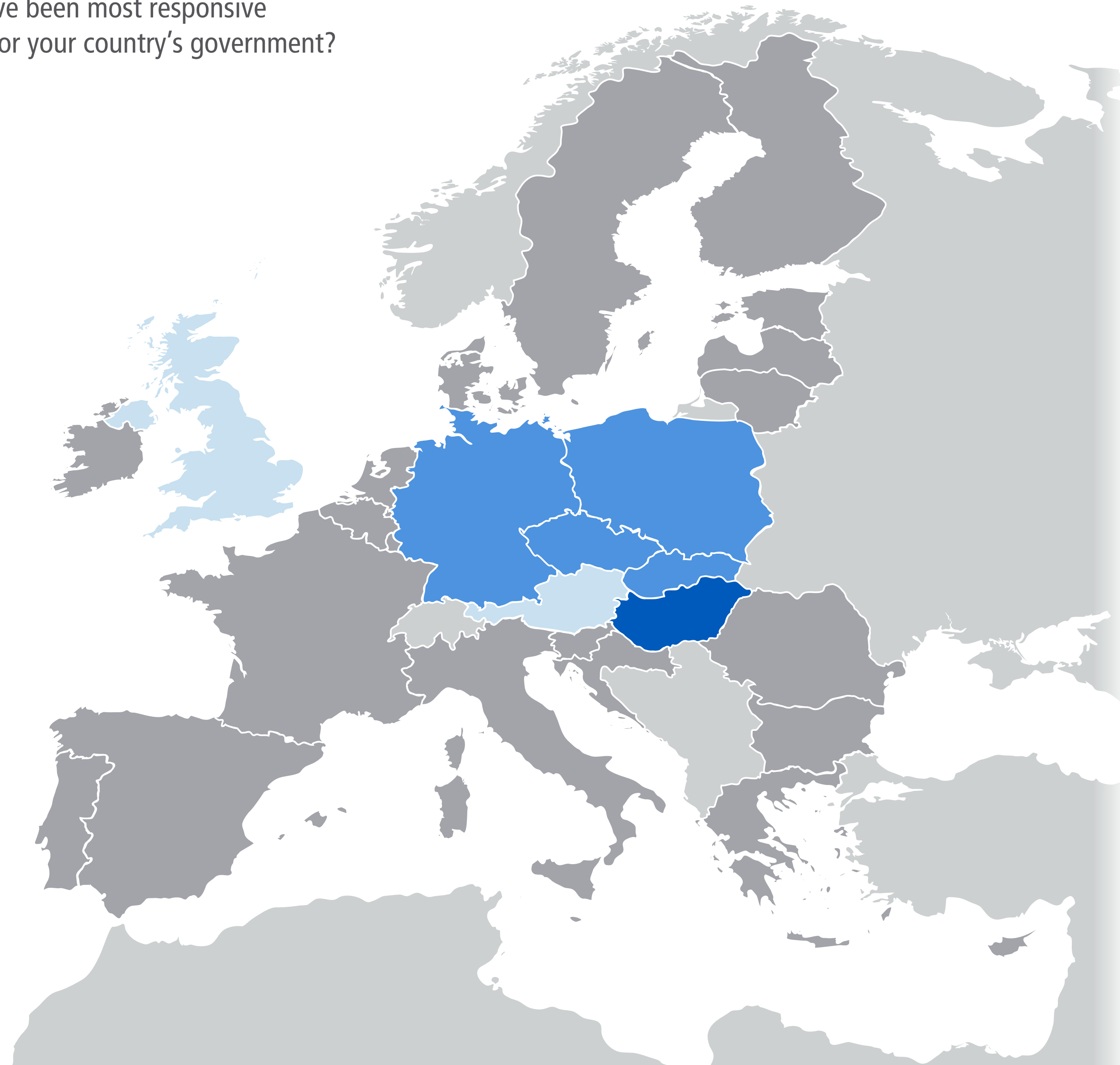


# Most Responsive Votes for Visegrád Four by Visegrád Four

**Q3** "Which EU member states have been most responsive and are easiest to work with for your country's government? (select up to five)"

- |              |   |                       |                      |   |                                  |
|--------------|---|-----------------------|----------------------|---|----------------------------------|
| EU           | < | <input type="radio"/> | Affluent Seven       | < | >                                |
| Big Six      | < | >                     | Southern Seven       | < | >                                |
| Founding Six | < | >                     | <b>Visegrád Four</b> | < | <input checked="" type="radio"/> |
- 
- |          |   |   |                       |             |   |   |                       |
|----------|---|---|-----------------------|-------------|---|---|-----------------------|
| Austria  | < | > | <input type="radio"/> | Italy       | < | > | <input type="radio"/> |
| Belgium  | < | > | <input type="radio"/> | Latvia      | < | > | <input type="radio"/> |
| Bulgaria | < | > | <input type="radio"/> | Lithuania   | < | > | <input type="radio"/> |
| Croatia  | < | > | <input type="radio"/> | Luxembourg  | < | > | <input type="radio"/> |
| Cyprus   | < | > | <input type="radio"/> | Malta       | < | > | <input type="radio"/> |
| Czech R. | < | > | <input type="radio"/> | Netherlands | < | > | <input type="radio"/> |
| Denmark  | < | > | <input type="radio"/> | Poland      | < | > | <input type="radio"/> |
| Estonia  | < | > | <input type="radio"/> | Portugal    | < | > | <input type="radio"/> |
| Finland  | < | > | <input type="radio"/> | Romania     | < | > | <input type="radio"/> |
| France   | < | > | <input type="radio"/> | Slovakia    | < | > | <input type="radio"/> |
| Germany  | < | > | <input type="radio"/> | Slovenia    | < | > | <input type="radio"/> |
| Greece   | < | > | <input type="radio"/> | Spain       | < | > | <input type="radio"/> |
| Hungary  | < | > | <input type="radio"/> | Sweden      | < | > | <input type="radio"/> |
| Ireland  | < | > | <input type="radio"/> | UK          | < | > | <input type="radio"/> |

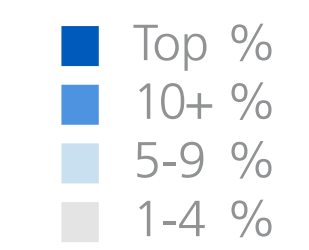
- Preferences Overview
- Most Contacted
- Shared Interests
- Most Responsive**
- Most Disappointing
- Commitment to Deeper Integration



Of 335 votes by 110 respondents, Hungary received the most: 59

57%	■	Visegrád 4	Share of votes for group
29%	■	Big 6	
14%	■	Founding 6	
12%	■	Affluent 7	
2%	■	Southern 7	

18%	■	Hungary	Share of votes for country
14%	■	Czech Rep.	
14%	■	Slovakia	
12%	■	Germany	
11%	■	Poland	
6%	■	Austria	
5%	■	UK	
4%	■	Romania	
3%	■	Sweden	
2%	■	Croatia	
2%	■	Lithuania	
2%	■	Slovenia	
1%	■	Bulgaria	
1%	■	Denmark	
1%	■	Estonia	
1%	■	France	
1%	■	Ireland	
1%	■	Latvia	
1%	■	Netherlands	



Rounded results. 0% shares not shown.

# Most Responsive Votes for Austria by Austria Network

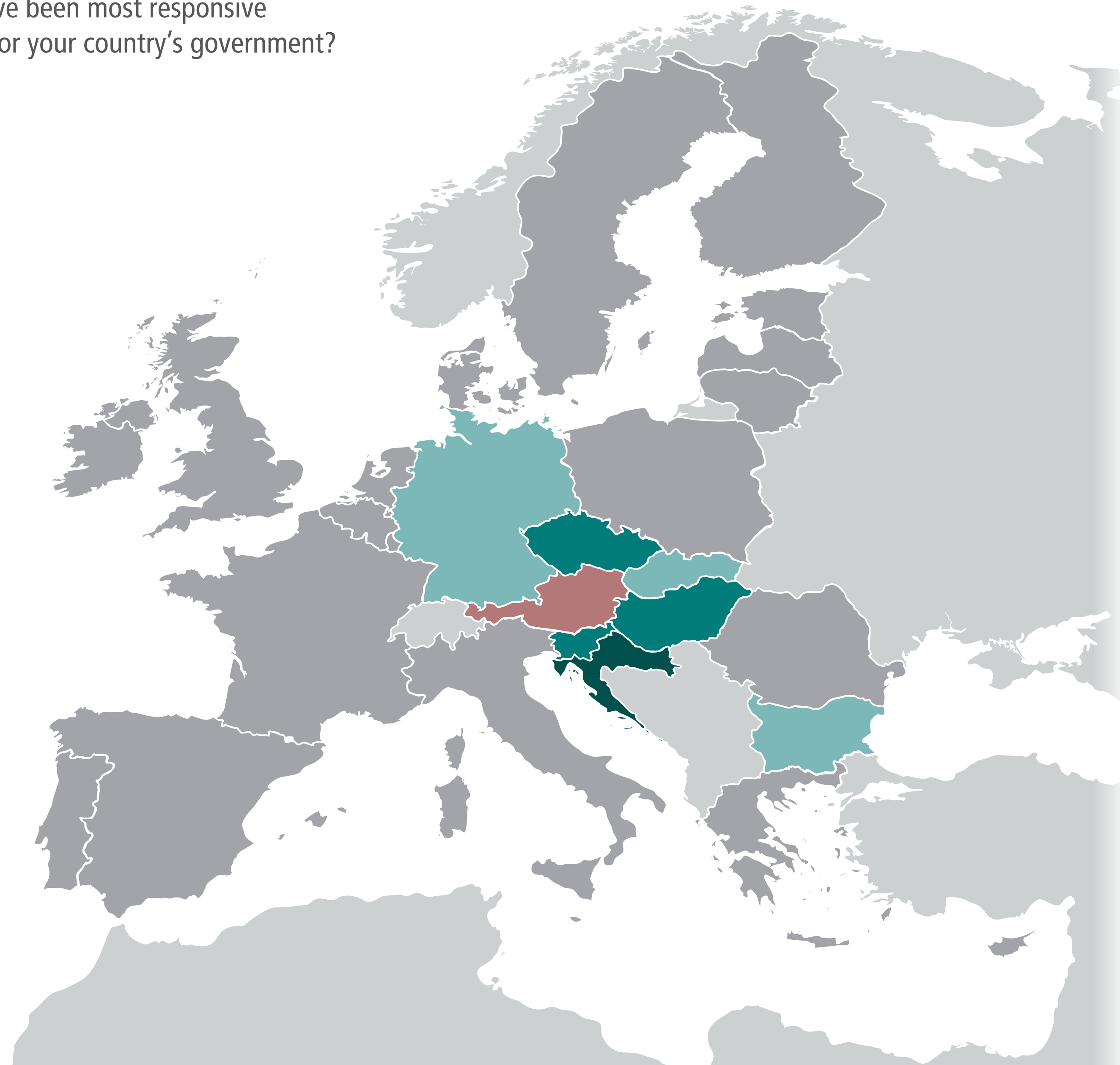
**Q3** "Which EU member states have been most responsive and are easiest to work with for your country's government? (select up to five)"

EU	<	<input type="radio"/>	Affluent Seven	<	>
Big Six	<	>	Southern Seven	<	>
Founding Six	<	>	Visegrád Four	<	>

---

Austria	<	<input checked="" type="radio"/>	>	Italy	<	>	<input type="radio"/>
Belgium	<	>	<input type="radio"/>	Latvia	<	>	<input type="radio"/>
Bulgaria	<	>	<input type="radio"/>	Lithuania	<	>	<input type="radio"/>
Croatia	<	>	<input type="radio"/>	Luxembourg	<	>	<input type="radio"/>
Cyprus	<	>	<input type="radio"/>	Malta	<	>	<input type="radio"/>
Czech R.	<	>	<input type="radio"/>	Netherlands	<	>	<input type="radio"/>
Denmark	<	>	<input type="radio"/>	Poland	<	>	<input type="radio"/>
Estonia	<	>	<input type="radio"/>	Portugal	<	>	<input type="radio"/>
Finland	<	>	<input type="radio"/>	Romania	<	>	<input type="radio"/>
France	<	>	<input type="radio"/>	Slovakia	<	>	<input type="radio"/>
Germany	<	>	<input type="radio"/>	Slovenia	<	>	<input type="radio"/>
Greece	<	>	<input type="radio"/>	Spain	<	>	<input type="radio"/>
Hungary	<	>	<input type="radio"/>	Sweden	<	>	<input type="radio"/>
Ireland	<	>	<input type="radio"/>	UK	<	>	<input type="radio"/>

- Preferences Overview
- Most Contacted
- Shared Interests
- Most Responsive**
- Most Disappointing
- Commitment to Deeper Integration



Of 2742 votes by 774 respondents, Austria received 98 (3.6%)

Share of votes by group	Group
6%	Visegrád 4
3%	Founding 6
2%	Big 6
1%	Affluent 7
1%	Southern 7

Share of votes by country	Country
20%	Croatia
11%	Czech Rep.
10%	Hungary
10%	Slovenia
9%	Bulgaria
8%	Germany
7%	Slovakia
4%	Ireland
3%	Cyprus
3%	Malta
3%	Netherlands
2%	Belgium
2%	Finland
2%	France
2%	Luxembourg
2%	Portugal
2%	Romania
1%	Italy
1%	Latvia
1%	Poland
1%	Spain

Legend for map:  
 ■ Top %  
 ■ 10+ %  
 ■ 5-9 %  
 ■ 1-4 %

Rounded results. 0% shares not shown.



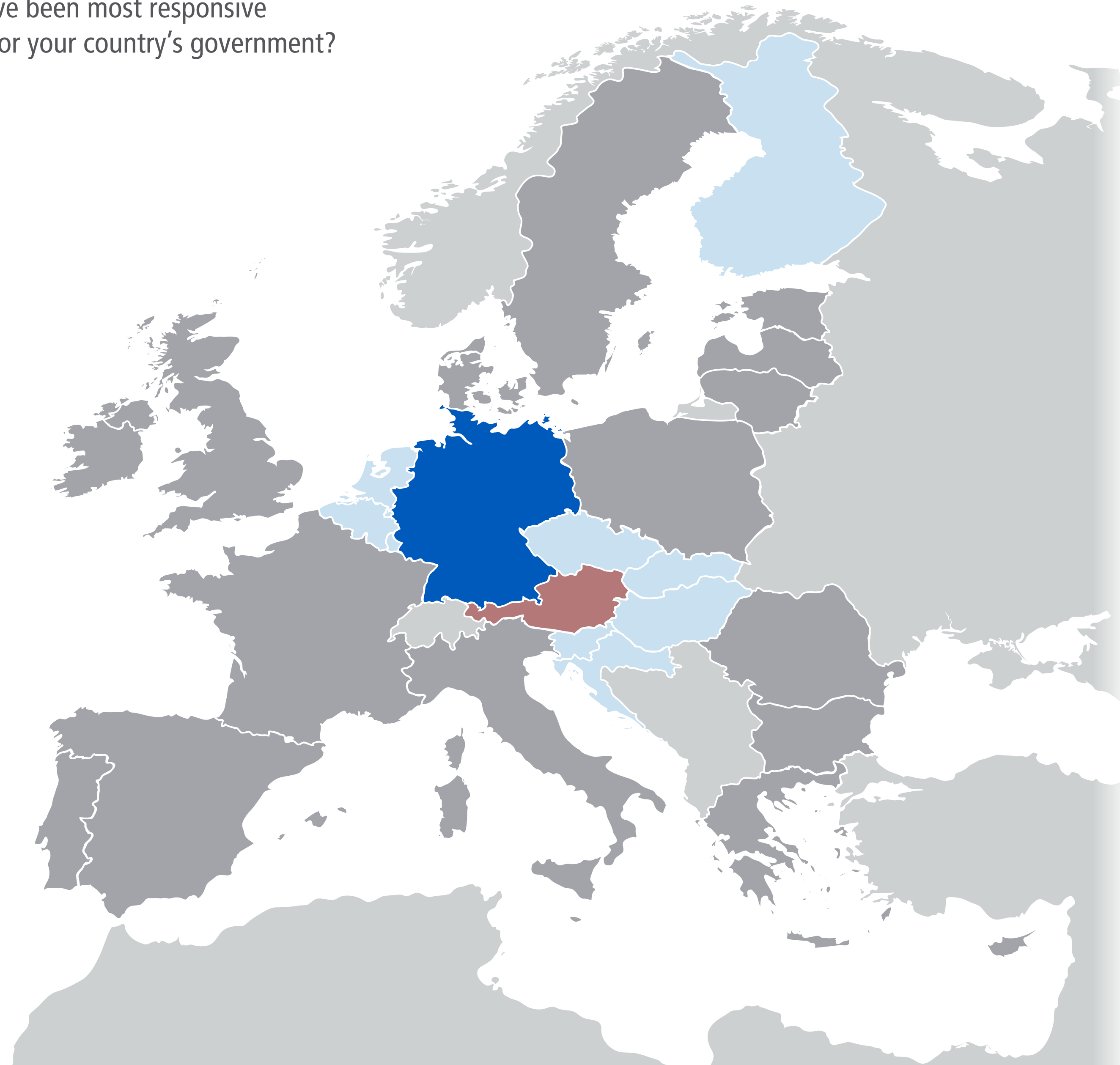
# Most Responsive Votes for Austria by Austria Network

**Q3** "Which EU member states have been most responsive and are easiest to work with for your country's government? (select up to five)"

- EU  Affluent Seven
- Big Six  Southern Seven
- Founding Six  Visegrád Four

- |  |                                   |
|--|-----------------------------------|
| Austria <input checked="" type="radio"/> | Italy <input type="radio"/>       |
| Belgium <input type="radio"/>            | Latvia <input type="radio"/>      |
| Bulgaria <input type="radio"/>           | Lithuania <input type="radio"/>   |
| Croatia <input type="radio"/>            | Luxembourg <input type="radio"/>  |
| Cyprus <input type="radio"/>             | Malta <input type="radio"/>       |
| Czech R. <input type="radio"/>           | Netherlands <input type="radio"/> |
| Denmark <input type="radio"/>            | Poland <input type="radio"/>      |
| Estonia <input type="radio"/>            | Portugal <input type="radio"/>    |
| Finland <input type="radio"/>            | Romania <input type="radio"/>     |
| France <input type="radio"/>             | Slovakia <input type="radio"/>    |
| Germany <input type="radio"/>            | Slovenia <input type="radio"/>    |
| Greece <input type="radio"/>             | Spain <input type="radio"/>       |
| Hungary <input type="radio"/>            | Sweden <input type="radio"/>      |
| Ireland <input type="radio"/>            | UK <input type="radio"/>          |

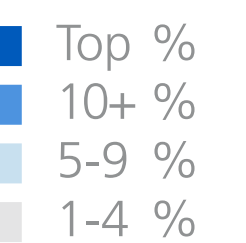
- Preferences Overview
- Most Contacted
- Shared Interests
- Most Responsive**
- Most Disappointing
- Commitment to Deeper Integration



Of 72 votes by 21 respondents, Germany received the most: 15

44%	Founding 6	Share of votes for group
33%	Affluent 7	
25%	Big 6	
21%	Visegrád 4	
3%	Southern 7	

21%	Germany	Share of votes for country
8%	Finland	
8%	Netherlands	
8%	Slovakia	
7%	Belgium	
7%	Czech Rep.	
7%	Luxembourg	
7%	Slovenia	
6%	Croatia	
6%	Hungary	
4%	Ireland	
3%	Estonia	
3%	Sweden	
1%	Bulgaria	
1%	Italy	
1%	Spain	
1%	UK	



Rounded results. 0% shares not shown.

# Most Responsive Votes for Austria by Austria Network

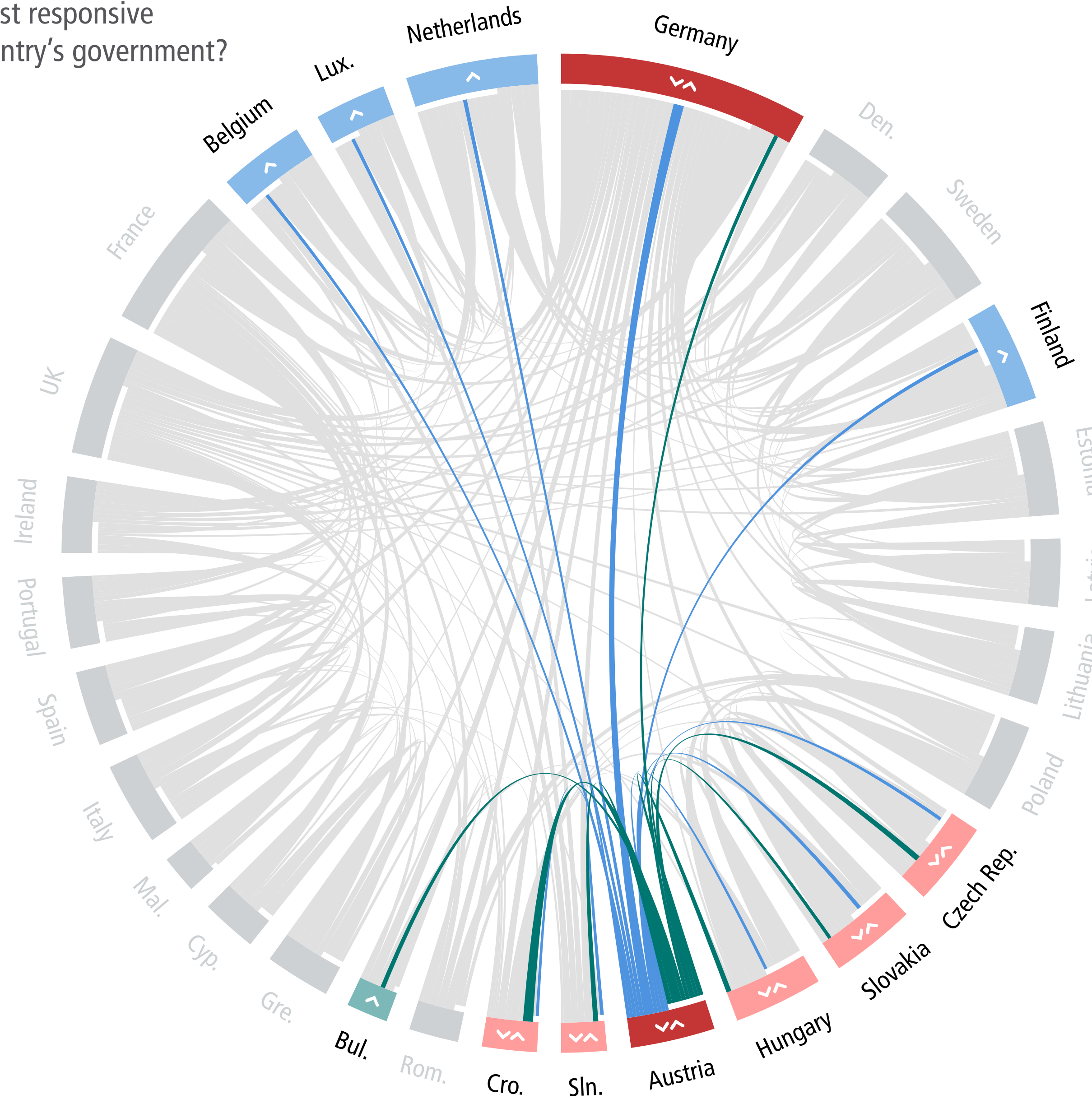
**Q3** "Which EU member states have been most responsive and are easiest to work with for your country's government? (select up to five)"

EU	<	○	Affluent Seven	<	>
Big Six	<	>	Southern Seven	<	>
Founding Six	<	>	Visegrád Four	<	>

---

Austria	<	>	●	Italy	<	>	○
Belgium	<	>	○	Latvia	<	>	○
Bulgaria	<	>	○	Lithuania	<	>	○
Croatia	<	>	○	Luxembourg	<	>	○
Cyprus	<	>	○	Malta	<	>	○
Czech R.	<	>	○	Netherlands	<	>	○
Denmark	<	>	○	Poland	<	>	○
Estonia	<	>	○	Portugal	<	>	○
Finland	<	>	○	Romania	<	>	○
France	<	>	○	Slovakia	<	>	○
Germany	<	>	○	Slovenia	<	>	○
Greece	<	>	○	Spain	<	>	○
Hungary	<	>	○	Sweden	<	>	○
Ireland	<	>	○	UK	<	>	○

- Preferences Overview
- Most Contacted
- Shared Interests
- Most Responsive**
- Most Disappointing
- Commitment to Deeper Integration



**Shared votes**

stronger share	weaker share
Aut 21%	Ger 8%
Cro 20%	Aut 6%
Cze 11%	Aut 7%
Sln 10%	Aut 7%
Hun 10%	Aut 6%
Aut 8%	Slk 7%

**Lopsided votes**

Only sending to	Only receiving from
8% Finland	9% Bulgaria
8% Netherlands	
7% Belgium	
7% Luxembourg	

Rounded results. Shares below 5% not shown.

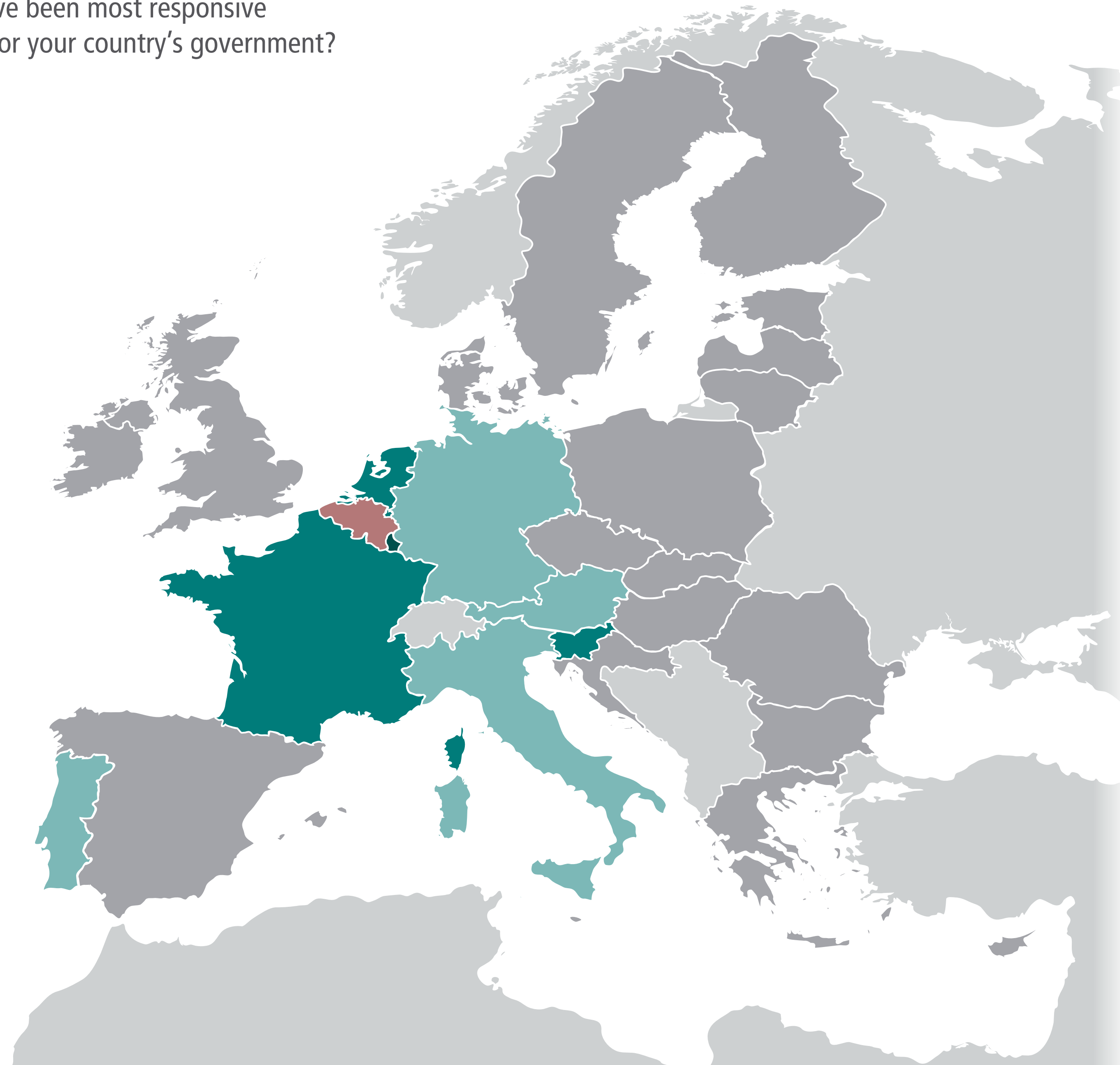


# Most Responsive Votes for Belgium by Belgium Network

**Q3** "Which EU member states have been most responsive and are easiest to work with for your country's government? (select up to five)"

EU	<	<input type="radio"/>	Affluent Seven	<	>			
Big Six	<	>	Southern Seven	<	>			
Founding Six	<	>	Visegrád Four	<	>			
Austria	<	>	<input type="radio"/>	Italy	<	>	<input type="radio"/>	
<b>Belgium</b>	<	<input checked="" type="checkbox"/>	>	<input type="radio"/>	Latvia	<	>	<input type="radio"/>
Bulgaria	<	>	<input type="radio"/>	Lithuania	<	>	<input type="radio"/>	
Croatia	<	>	<input type="radio"/>	Luxembourg	<	>	<input type="radio"/>	
Cyprus	<	>	<input type="radio"/>	Malta	<	>	<input type="radio"/>	
Czech R.	<	>	<input type="radio"/>	Netherlands	<	>	<input type="radio"/>	
Denmark	<	>	<input type="radio"/>	Poland	<	>	<input type="radio"/>	
Estonia	<	>	<input type="radio"/>	Portugal	<	>	<input type="radio"/>	
Finland	<	>	<input type="radio"/>	Romania	<	>	<input type="radio"/>	
France	<	>	<input type="radio"/>	Slovakia	<	>	<input type="radio"/>	
Germany	<	>	<input type="radio"/>	Slovenia	<	>	<input type="radio"/>	
Greece	<	>	<input type="radio"/>	Spain	<	>	<input type="radio"/>	
Hungary	<	>	<input type="radio"/>	Sweden	<	>	<input type="radio"/>	
Ireland	<	>	<input type="radio"/>	UK	<	>	<input type="radio"/>	

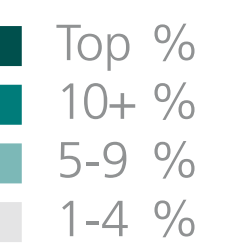
- Preferences Overview
- Most Contacted
- Shared Interests
- Most Responsive**
- Most Disappointing
- Commitment to Deeper Integration



Of 2742 votes by 774 respondents, Belgium received 114 (4.2%)

9%	Founding 6	Share of votes by group
6%	Big 6	
6%	Southern 7	
5%	Affluent 7	

17%	Luxembourg	Share of votes by country
15%	Slovenia	
13%	France	
12%	Netherlands	
7%	Austria	
7%	Germany	
6%	Italy	
5%	Portugal	
3%	Ireland	
3%	Malta	
2%	Bulgaria	
2%	Cyprus	
2%	UK	
1%	Czech Rep.	
1%	Estonia	
1%	Latvia	
1%	Romania	
1%	Spain	
1%	Sweden	



Rounded results. 0% shares not shown.

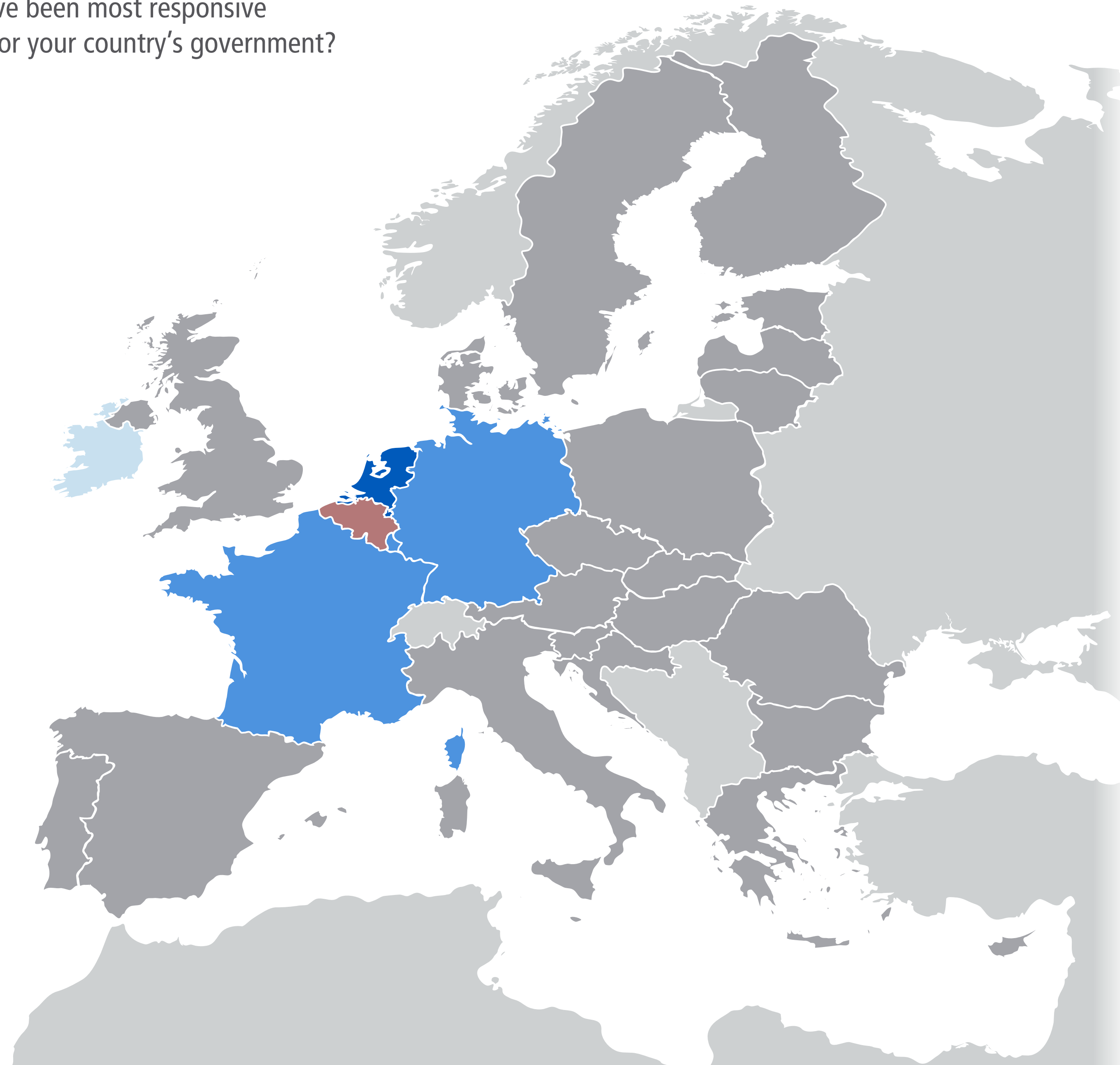
# Most Responsive Votes for Belgium by Belgium Network

**Q3** "Which EU member states have been most responsive and are easiest to work with for your country's government? (select up to five)"

- EU  Affluent Seven
- Big Six  Southern Seven
- Founding Six  Visegrád Four

- |   |                                   |
|---|-----------------------------------|
| Austria <input type="radio"/>                   | Italy <input type="radio"/>       |
| <b>Belgium</b> <input checked="" type="radio"/> | Latvia <input type="radio"/>      |
| Bulgaria <input type="radio"/>                  | Lithuania <input type="radio"/>   |
| Croatia <input type="radio"/>                   | Luxembourg <input type="radio"/>  |
| Cyprus <input type="radio"/>                    | Malta <input type="radio"/>       |
| Czech R. <input type="radio"/>                  | Netherlands <input type="radio"/> |
| Denmark <input type="radio"/>                   | Poland <input type="radio"/>      |
| Estonia <input type="radio"/>                   | Portugal <input type="radio"/>    |
| Finland <input type="radio"/>                   | Romania <input type="radio"/>     |
| France <input type="radio"/>                    | Slovakia <input type="radio"/>    |
| Germany <input type="radio"/>                   | Slovenia <input type="radio"/>    |
| Greece <input type="radio"/>                    | Spain <input type="radio"/>       |
| Hungary <input type="radio"/>                   | Sweden <input type="radio"/>      |
| Ireland <input type="radio"/>                   | UK <input type="radio"/>          |

- Preferences Overview
- Most Contacted
- Shared Interests
- Most Responsive**
- Most Disappointing
- Commitment to Deeper Integration



Of 61 votes by 16 respondents, Netherlands received the most: 14

80% Founding 6  
44% Affluent 7  
44% Big 6  
21% Southern 7

Share of votes for group

23% Netherlands  
20% Germany  
18% Luxembourg  
16% France  
5% Ireland  
3% Italy  
3% UK  
2% Austria  
2% Bulgaria  
2% Croatia  
2% Romania  
2% Slovenia  
2% Spain  
2% Sweden

Share of votes for country

■ Top %  
■ 10+ %  
■ 5-9 %  
■ 1-4 %

Rounded results. 0% shares not shown.

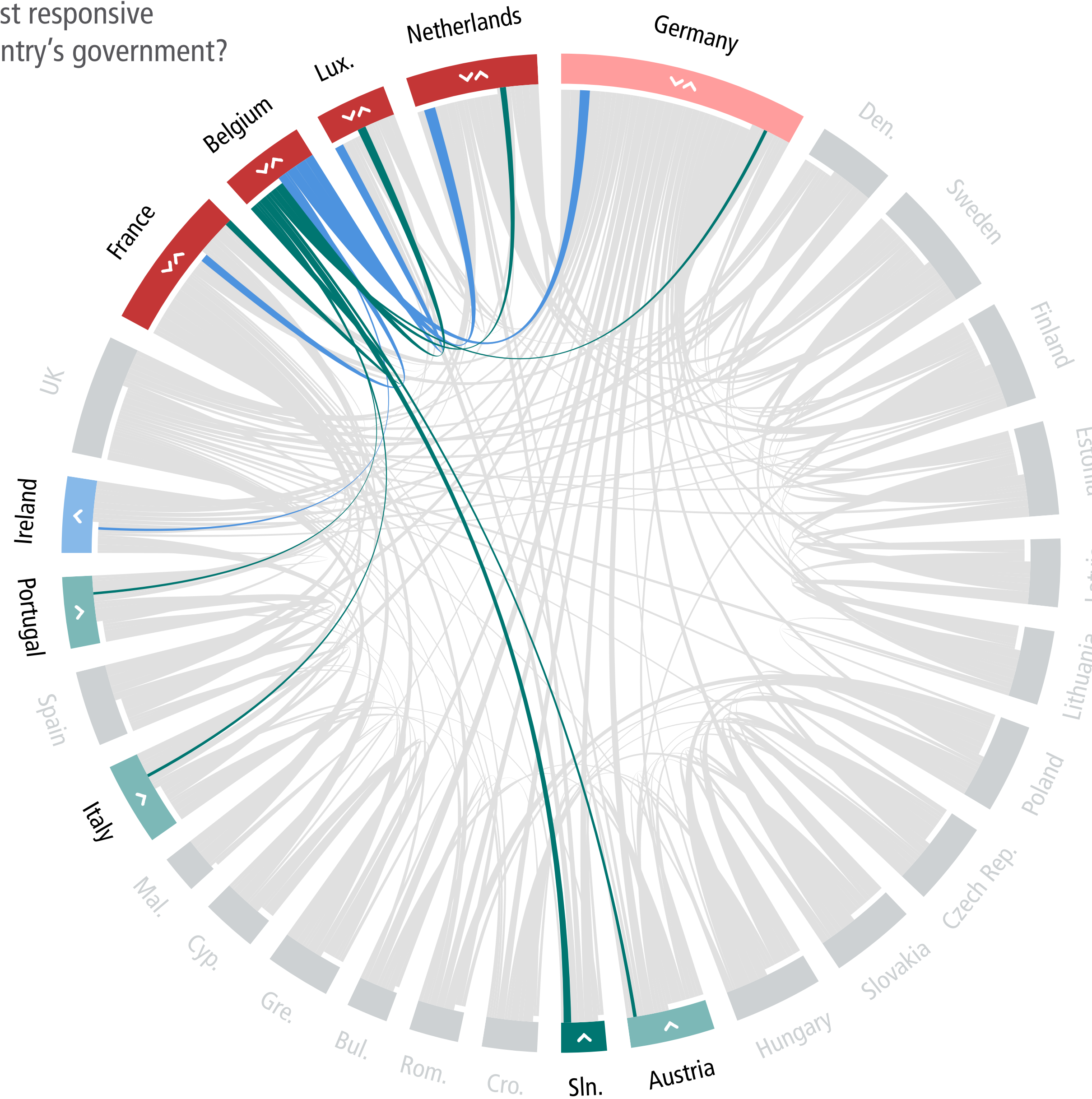


# Most Responsive Votes for Belgium by Belgium Network

**Q3** "Which EU member states have been most responsive and are easiest to work with for your country's government? (select up to five)"

EU	<	○	Affluent Seven	<	>		
Big Six	<	>	Southern Seven	<	>		
Founding Six	<	>	Visegrád Four	<	>		
Austria	<	>	○	Italy	<	>	○
<b>Belgium</b>	<	>	●	Latvia	<	>	○
Bulgaria	<	>	○	Lithuania	<	>	○
Croatia	<	>	○	Luxembourg	<	>	○
Cyprus	<	>	○	Malta	<	>	○
Czech R.	<	>	○	Netherlands	<	>	○
Denmark	<	>	○	Poland	<	>	○
Estonia	<	>	○	Portugal	<	>	○
Finland	<	>	○	Romania	<	>	○
France	<	>	○	Slovakia	<	>	○
Germany	<	>	○	Slovenia	<	>	○
Greece	<	>	○	Spain	<	>	○
Hungary	<	>	○	Sweden	<	>	○
Ireland	<	>	○	UK	<	>	○

- Preferences Overview
- Most Contacted
- Shared Interests
- Most Responsive**
- Most Disappointing
- Commitment to Deeper Integration



**Shared votes**

<b>stronger share</b>	<b>weaker share</b>
Bel 18%	Lux 17%
Bel 23%	Net 12%
Bel 16%	Fra 13%
Bel 20%	Ger 7%

**Lopsided votes**

<b>Only sending to</b>	Ireland
5%	
<b>Only receiving from</b>	Slovenia
15%	Austria
7%	Italy
6%	Portugal
5%	

Rounded results. Shares below 5% not shown.

# Most Responsive Votes for Bulgaria by Bulgaria Network

**Q3** "Which EU member states have been most responsive and are easiest to work with for your country's government? (select up to five)"

EU	<	<input type="radio"/>	Affluent Seven	<	>
Big Six	<	>	Southern Seven	<	>
Founding Six	<	>	Visegrád Four	<	>

---

Austria	<	>	<input type="radio"/>	Italy	<	>	<input type="radio"/>
Belgium	<	>	<input type="radio"/>	Latvia	<	>	<input type="radio"/>
<b>Bulgaria</b>	<	>	<input checked="" type="radio"/>	Lithuania	<	>	<input type="radio"/>
Croatia	<	>	<input type="radio"/>	Luxembourg	<	>	<input type="radio"/>
Cyprus	<	>	<input type="radio"/>	Malta	<	>	<input type="radio"/>
Czech R.	<	>	<input type="radio"/>	Netherlands	<	>	<input type="radio"/>
Denmark	<	>	<input type="radio"/>	Poland	<	>	<input type="radio"/>
Estonia	<	>	<input type="radio"/>	Portugal	<	>	<input type="radio"/>
Finland	<	>	<input type="radio"/>	Romania	<	>	<input type="radio"/>
France	<	>	<input type="radio"/>	Slovakia	<	>	<input type="radio"/>
Germany	<	>	<input type="radio"/>	Slovenia	<	>	<input type="radio"/>
Greece	<	>	<input type="radio"/>	Spain	<	>	<input type="radio"/>
Hungary	<	>	<input type="radio"/>	Sweden	<	>	<input type="radio"/>
Ireland	<	>	<input type="radio"/>	UK	<	>	<input type="radio"/>

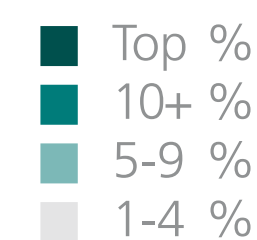
- Preferences Overview
- Most Contacted
- Shared Interests
- Most Responsive**
- Most Disappointing
- Commitment to Deeper Integration



Of 2742 votes by 774 respondents, Bulgaria received 20 (0.7%)

1%	Founding 6	Share of votes by group
1%	Southern 7	
1%	Visegrád 4	

8%	Romania	Share of votes by country
4%	Greece	
3%	Hungary	
2%	Belgium	
2%	Croatia	
1%	Austria	
1%	Italy	
1%	Slovakia	
1%	Spain	



Rounded results. 0% shares not shown.



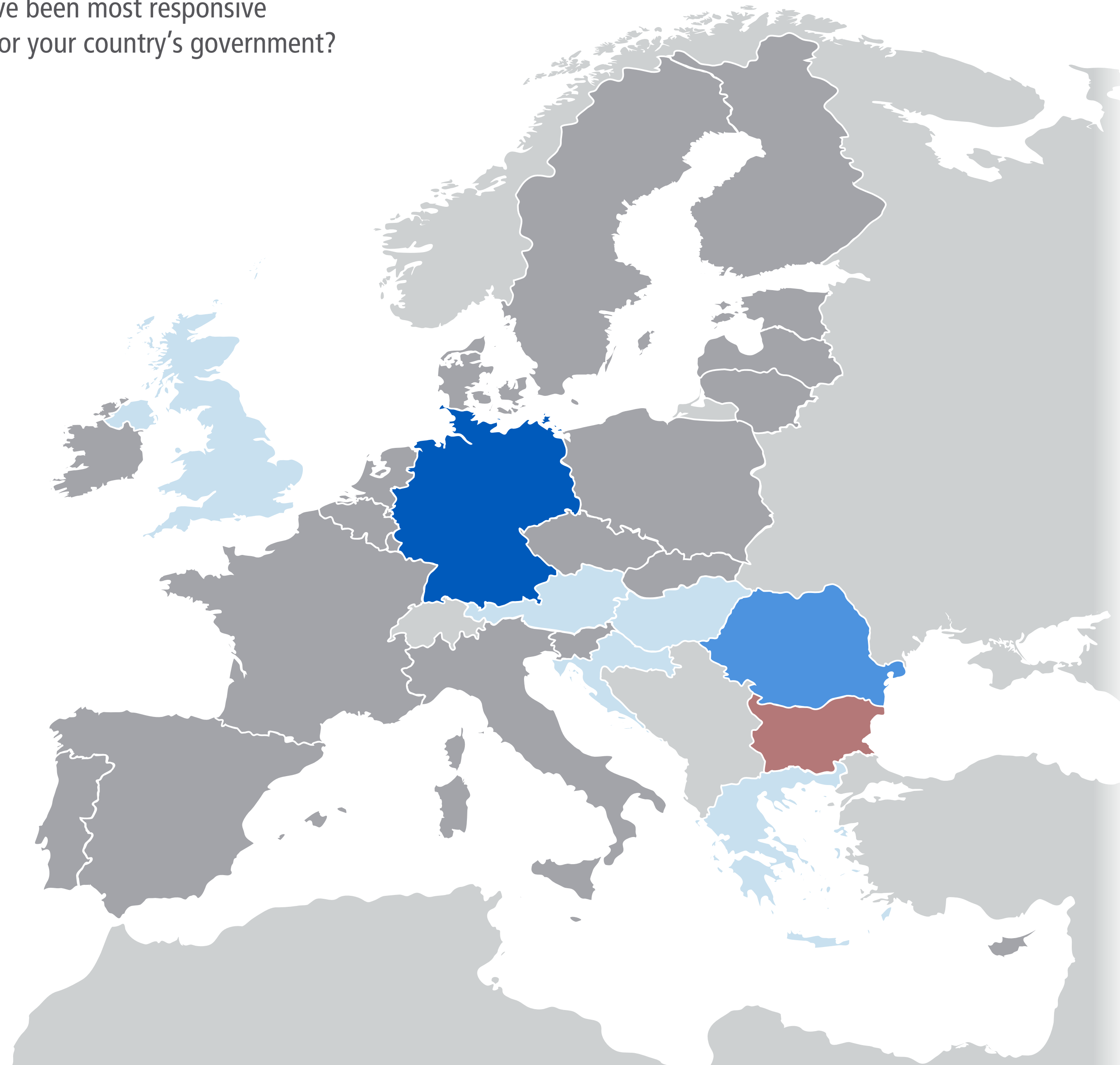
# Most Responsive Votes for Bulgaria by Bulgaria Network

**Q3** "Which EU member states have been most responsive and are easiest to work with for your country's government? (select up to five)"

- EU  Affluent Seven
- Big Six  Southern Seven
- Founding Six  Visegrád Four

- |  |                                   |
|--|-----------------------------------|
| Austria <input type="radio"/>                    | Italy <input type="radio"/>       |
| Belgium <input type="radio"/>                    | Latvia <input type="radio"/>      |
| <b>Bulgaria <input checked="" type="radio"/></b> | Lithuania <input type="radio"/>   |
| Croatia <input type="radio"/>                    | Luxembourg <input type="radio"/>  |
| Cyprus <input type="radio"/>                     | Malta <input type="radio"/>       |
| Czech R. <input type="radio"/>                   | Netherlands <input type="radio"/> |
| Denmark <input type="radio"/>                    | Poland <input type="radio"/>      |
| Estonia <input type="radio"/>                    | Portugal <input type="radio"/>    |
| Finland <input type="radio"/>                    | Romania <input type="radio"/>     |
| France <input type="radio"/>                     | Slovakia <input type="radio"/>    |
| Germany <input type="radio"/>                    | Slovenia <input type="radio"/>    |
| Greece <input type="radio"/>                     | Spain <input type="radio"/>       |
| Hungary <input type="radio"/>                    | Sweden <input type="radio"/>      |
| Ireland <input type="radio"/>                    | UK <input type="radio"/>          |

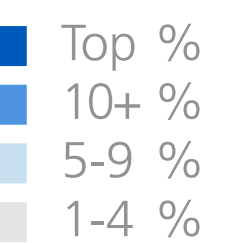
- Preferences Overview
- Most Contacted
- Shared Interests
- Most Responsive**
- Most Disappointing
- Commitment to Deeper Integration



Of 183 votes by 51 respondents, Germany received the most: 38

43%	Big 6	Share of votes for group
34%	Founding 6	
17%	Affluent 7	
17%	Southern 7	
17%	Visegrád 4	

21%	Germany	Share of votes for country
13%	Romania	
9%	Austria	
8%	Hungary	
8%	UK	
7%	Greece	
5%	Croatia	
4%	France	
4%	Italy	
4%	Poland	
4%	Slovakia	
3%	Netherlands	
2%	Belgium	
2%	Spain	
1%	Czech Rep.	
1%	Denmark	
1%	Estonia	
1%	Finland	
1%	Ireland	
1%	Luxembourg	
1%	Slovenia	
1%	Sweden	



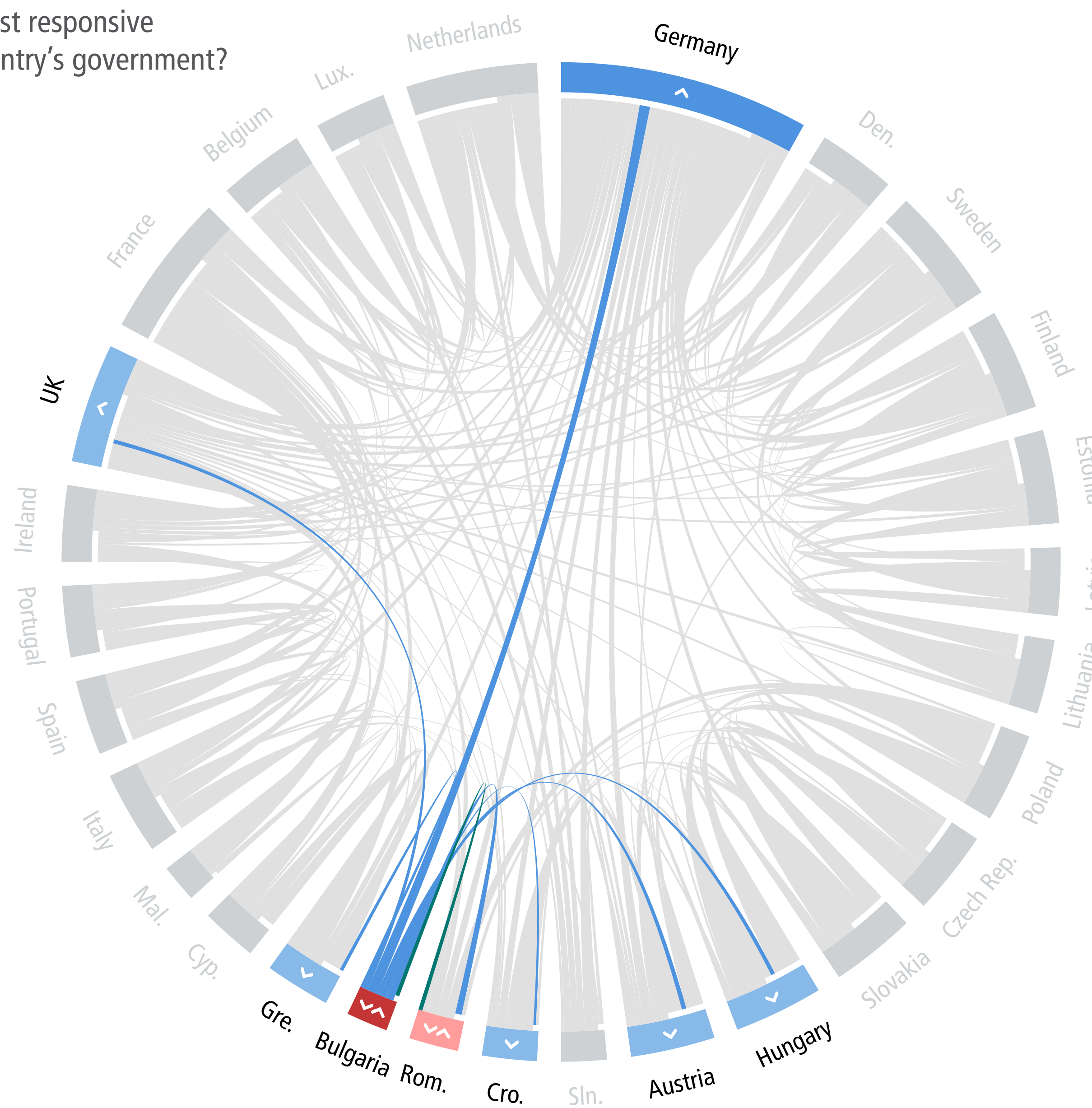
Rounded results. 0% shares not shown.

# Most Responsive Votes for Bulgaria by Bulgaria Network

**Q3** "Which EU member states have been most responsive and are easiest to work with for your country's government? (select up to five)"

EU	<	○	Affluent Seven	<	>		
Big Six	<	>	Southern Seven	<	>		
Founding Six	<	>	Visegrád Four	<	>		
Austria	<	>	○	Italy	<	>	○
Belgium	<	>	○	Latvia	<	>	○
<b>Bulgaria</b>	<	>	●	Lithuania	<	>	○
Croatia	<	>	○	Luxembourg	<	>	○
Cyprus	<	>	○	Malta	<	>	○
Czech R.	<	>	○	Netherlands	<	>	○
Denmark	<	>	○	Poland	<	>	○
Estonia	<	>	○	Portugal	<	>	○
Finland	<	>	○	Romania	<	>	○
France	<	>	○	Slovakia	<	>	○
Germany	<	>	○	Slovenia	<	>	○
Greece	<	>	○	Spain	<	>	○
Hungary	<	>	○	Sweden	<	>	○
Ireland	<	>	○	UK	<	>	○

- Preferences Overview
- Most Contacted
- Shared Interests
- Most Responsive**
- Most Disappointing
- Commitment to Deeper Integration



**Shared votes**  
 stronger share weaker share  
 Bul 13% Rom 8%

**Lopsided votes**  
 Only sending to  
 21% Germany  
 9% Austria  
 8% Hungary  
 8% UK  
 7% Greece  
 5% Croatia

Rounded results. Shares below 5% not shown.



# Most Responsive Votes for Croatia by Croatia Network

**Q3** "Which EU member states have been most responsive and are easiest to work with for your country's government? (select up to five)"

EU	<	<input type="radio"/>	Affluent Seven	<	>
Big Six	<	>	Southern Seven	<	>
Founding Six	<	>	Visegrád Four	<	>

---

Austria	<	>	<input type="radio"/>	Italy	<	>	<input type="radio"/>
Belgium	<	>	<input type="radio"/>	Latvia	<	>	<input type="radio"/>
Bulgaria	<	>	<input type="radio"/>	Lithuania	<	>	<input type="radio"/>
<b>Croatia</b>	<	>	<input checked="" type="radio"/>	Luxembourg	<	>	<input type="radio"/>
Cyprus	<	>	<input type="radio"/>	Malta	<	>	<input type="radio"/>
Czech R.	<	>	<input type="radio"/>	Netherlands	<	>	<input type="radio"/>
Denmark	<	>	<input type="radio"/>	Poland	<	>	<input type="radio"/>
Estonia	<	>	<input type="radio"/>	Portugal	<	>	<input type="radio"/>
Finland	<	>	<input type="radio"/>	Romania	<	>	<input type="radio"/>
France	<	>	<input type="radio"/>	Slovakia	<	>	<input type="radio"/>
Germany	<	>	<input type="radio"/>	Slovenia	<	>	<input type="radio"/>
Greece	<	>	<input type="radio"/>	Spain	<	>	<input type="radio"/>
Hungary	<	>	<input type="radio"/>	Sweden	<	>	<input type="radio"/>
Ireland	<	>	<input type="radio"/>	UK	<	>	<input type="radio"/>

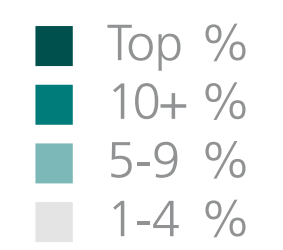
- Preferences Overview
- Most Contacted
- Shared Interests
- Most Responsive**
- Most Disappointing
- Commitment to Deeper Integration



Of 2742 votes by 774 respondents, Croatia received 30 (1.1%)

2%	Visegrád 4	Share of votes by group
1%	Affluent 7	
1%	Big 6	
1%	Southern 7	

6%	Austria	Share of votes by country
5%	Bulgaria	
4%	Poland	
3%	Slovenia	
2%	Belgium	
2%	Hungary	
2%	Romania	
2%	Spain	
1%	Italy	
1%	Lithuania	



Rounded results. 0% shares not shown.

# Most Responsive Votes for Croatia by Croatia Network

**Q3** "Which EU member states have been most responsive and are easiest to work with for your country's government? (select up to five)"

EU	<	<input type="radio"/>	Affluent Seven	<	>
Big Six	<	>	Southern Seven	<	>
Founding Six	<	>	Visegrád Four	<	>

---

Austria	<	>	<input type="radio"/>	Italy	<	>	<input type="radio"/>
Belgium	<	>	<input type="radio"/>	Latvia	<	>	<input type="radio"/>
Bulgaria	<	>	<input type="radio"/>	Lithuania	<	>	<input type="radio"/>
<b>Croatia</b>	<	>	<input checked="" type="radio"/>	Luxembourg	<	>	<input type="radio"/>
Cyprus	<	>	<input type="radio"/>	Malta	<	>	<input type="radio"/>
Czech R.	<	>	<input type="radio"/>	Netherlands	<	>	<input type="radio"/>
Denmark	<	>	<input type="radio"/>	Poland	<	>	<input type="radio"/>
Estonia	<	>	<input type="radio"/>	Portugal	<	>	<input type="radio"/>
Finland	<	>	<input type="radio"/>	Romania	<	>	<input type="radio"/>
France	<	>	<input type="radio"/>	Slovakia	<	>	<input type="radio"/>
Germany	<	>	<input type="radio"/>	Slovenia	<	>	<input type="radio"/>
Greece	<	>	<input type="radio"/>	Spain	<	>	<input type="radio"/>
Hungary	<	>	<input type="radio"/>	Sweden	<	>	<input type="radio"/>
Ireland	<	>	<input type="radio"/>	UK	<	>	<input type="radio"/>

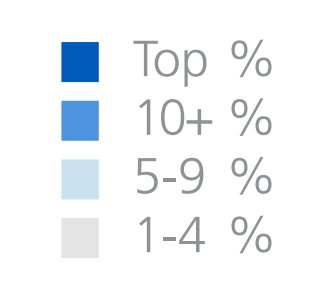
- Preferences Overview
- Most Contacted
- Shared Interests
- Most Responsive**
- Most Disappointing
- Commitment to Deeper Integration



Of 44 votes by 16 respondents, Austria received the most: 9

36%	Visegrád 4	Share of votes for group
34%	Big 6	
25%	Founding 6	
23%	Affluent 7	
9%	Southern 7	

20%	Austria	Share of votes for country
16%	Germany	
16%	Slovakia	
9%	Hungary	
7%	Czech Rep.	
5%	France	
5%	Ireland	
5%	Italy	
5%	Poland	
5%	UK	
2%	Bulgaria	
2%	Lithuania	
2%	Slovenia	
2%	Sweden	



Rounded results. 0% shares not shown.

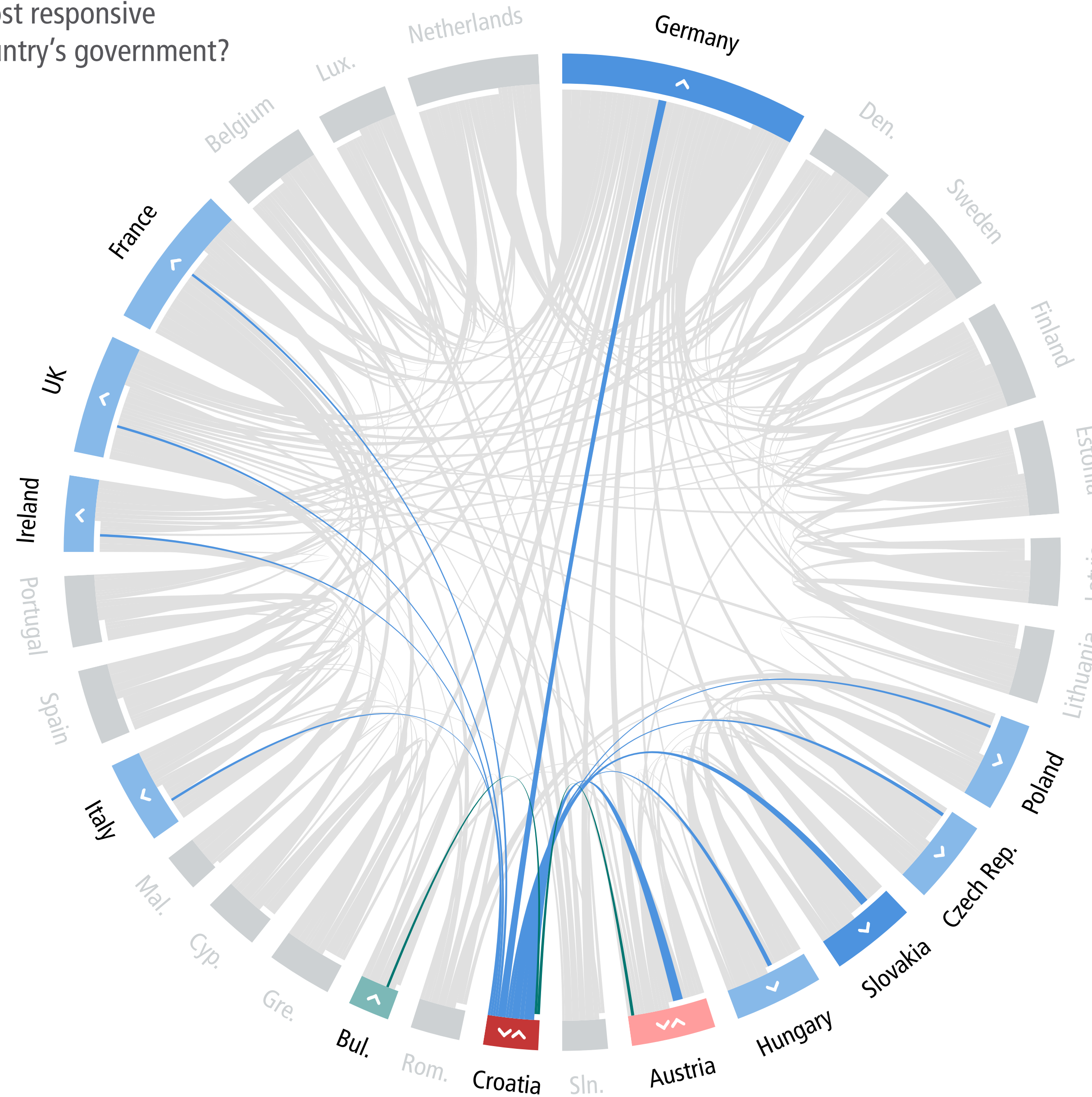


# Most Responsive Votes for Croatia by Croatia Network

**Q3** "Which EU member states have been most responsive and are easiest to work with for your country's government? (select up to five)"

EU	<	○	Affluent Seven	<	>		
Big Six	<	>	Southern Seven	<	>		
Founding Six	<	>	Visegrád Four	<	>		
Austria	<	>	○	Italy	<	>	○
Belgium	<	>	○	Latvia	<	>	○
Bulgaria	<	>	○	Lithuania	<	>	○
<b>Croatia</b>	<	>	●	Luxembourg	<	>	○
Cyprus	<	>	○	Malta	<	>	○
Czech R.	<	>	○	Netherlands	<	>	○
Denmark	<	>	○	Poland	<	>	○
Estonia	<	>	○	Portugal	<	>	○
Finland	<	>	○	Romania	<	>	○
France	<	>	○	Slovakia	<	>	○
Germany	<	>	○	Slovenia	<	>	○
Greece	<	>	○	Spain	<	>	○
Hungary	<	>	○	Sweden	<	>	○
Ireland	<	>	○	UK	<	>	○

- Preferences Overview
- Most Contacted
- Shared Interests
- Most Responsive**
- Most Disappointing
- Commitment to Deeper Integration



Shared votes  
 stronger share weaker share  
 Cro 20% Aut 6%

## Lopsided votes

- Only sending to
  - 16% Germany
  - 16% Slovakia
  - 9% Hungary
  - 7% Czech Rep.
  - 5% France
  - 5% Ireland
  - 5% Italy
  - 5% Poland
  - 5% UK
- Only receiving from
  - 5% Bulgaria

Rounded results. Shares below 5% not shown.

# Most Responsive Votes for Cyprus by Cyprus Network

**Q3** "Which EU member states have been most responsive and are easiest to work with for your country's government? (select up to five)"

EU	<	<input type="radio"/>	Affluent Seven	<	>		
Big Six	<	>	Southern Seven	<	>		
Founding Six	<	>	Visegrád Four	<	>		
Austria	<	>	<input type="radio"/>	Italy	<	>	<input type="radio"/>
Belgium	<	>	<input type="radio"/>	Latvia	<	>	<input type="radio"/>
Bulgaria	<	>	<input type="radio"/>	Lithuania	<	>	<input type="radio"/>
Croatia	<	>	<input type="radio"/>	Luxembourg	<	>	<input type="radio"/>
<b>Cyprus</b>	<	<input checked="" type="radio"/>	>	Malta	<	>	<input type="radio"/>
Czech R.	<	>	<input type="radio"/>	Netherlands	<	>	<input type="radio"/>
Denmark	<	>	<input type="radio"/>	Poland	<	>	<input type="radio"/>
Estonia	<	>	<input type="radio"/>	Portugal	<	>	<input type="radio"/>
Finland	<	>	<input type="radio"/>	Romania	<	>	<input type="radio"/>
France	<	>	<input type="radio"/>	Slovakia	<	>	<input type="radio"/>
Germany	<	>	<input type="radio"/>	Slovenia	<	>	<input type="radio"/>
Greece	<	>	<input type="radio"/>	Spain	<	>	<input type="radio"/>
Hungary	<	>	<input type="radio"/>	Sweden	<	>	<input type="radio"/>
Ireland	<	>	<input type="radio"/>	UK	<	>	<input type="radio"/>

Preferences Overview

Most Contacted

Shared Interests

**Most Responsive**

Most Disappointing

Commitment to Deeper Integration



Of 2742 votes by 774 respondents, Cyprus received 18 (0.7%)

2% Southern 7 Share of votes by group

23% Greece  
6% Malta  
2% Luxembourg  
2% UK  
1% Denmark  
1% Slovakia  
Share of votes by country

■ Top %  
■ 10+ %  
■ 5-9 %  
■ 1-4 %

Rounded results. 0% shares not shown.



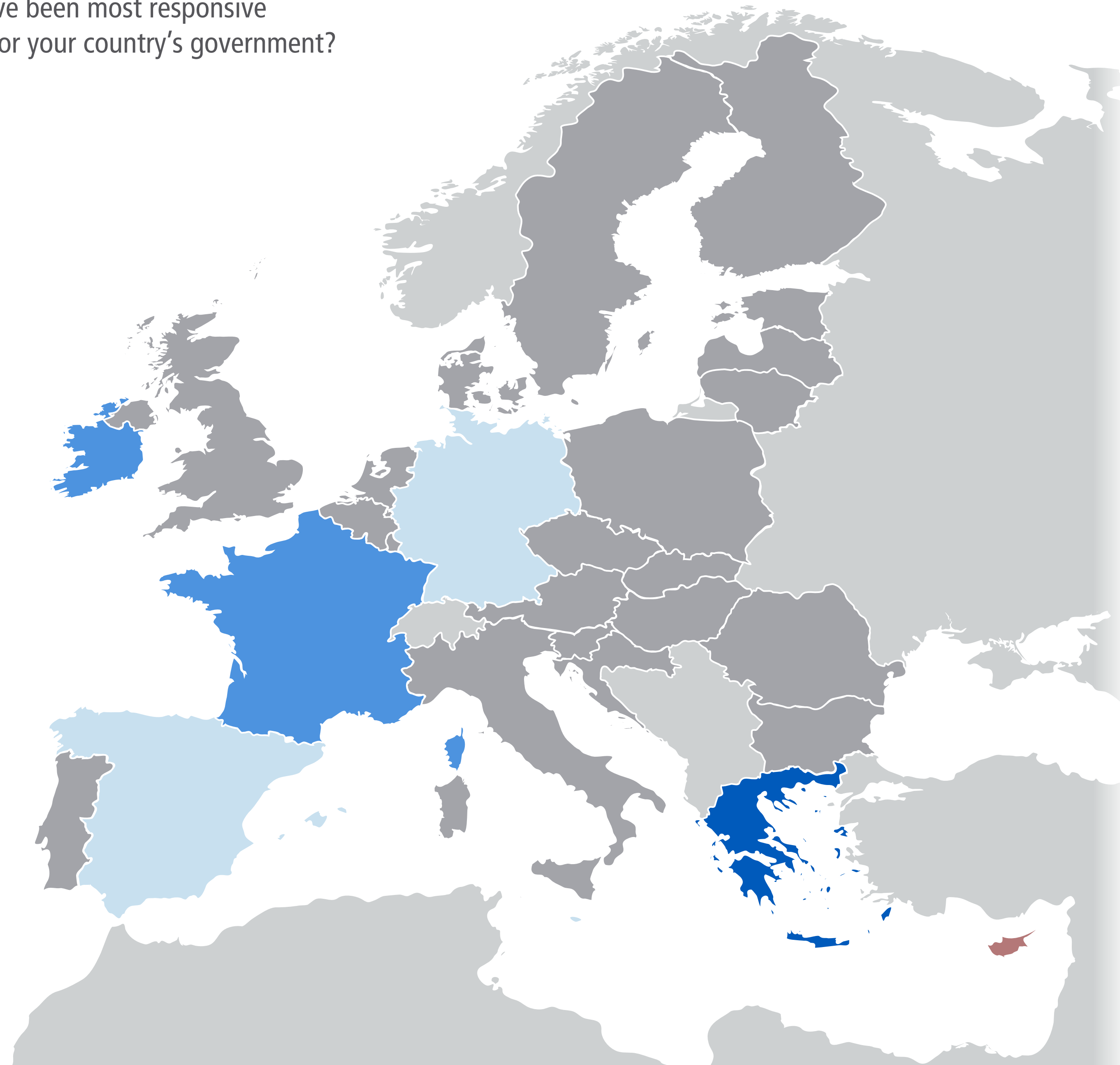
# Most Responsive Votes for Cyprus by Cyprus Network

**Q3** "Which EU member states have been most responsive and are easiest to work with for your country's government? (select up to five)"

- EU  Affluent Seven
- Big Six  Southern Seven
- Founding Six  Visegrád Four

- |  |                                   |
|--|-----------------------------------|
| Austria <input type="radio"/>                  | Italy <input type="radio"/>       |
| Belgium <input type="radio"/>                  | Latvia <input type="radio"/>      |
| Bulgaria <input type="radio"/>                 | Lithuania <input type="radio"/>   |
| Croatia <input type="radio"/>                  | Luxembourg <input type="radio"/>  |
| <b>Cyprus <input checked="" type="radio"/></b> | Malta <input type="radio"/>       |
| Czech R. <input type="radio"/>                 | Netherlands <input type="radio"/> |
| Denmark <input type="radio"/>                  | Poland <input type="radio"/>      |
| Estonia <input type="radio"/>                  | Portugal <input type="radio"/>    |
| Finland <input type="radio"/>                  | Romania <input type="radio"/>     |
| France <input type="radio"/>                   | Slovakia <input type="radio"/>    |
| Germany <input type="radio"/>                  | Slovenia <input type="radio"/>    |
| Greece <input type="radio"/>                   | Spain <input type="radio"/>       |
| Hungary <input type="radio"/>                  | Sweden <input type="radio"/>      |
| Ireland <input type="radio"/>                  | UK <input type="radio"/>          |

- Preferences Overview
- Most Contacted
- Shared Interests
- Most Responsive**
- Most Disappointing
- Commitment to Deeper Integration



Of 59 votes by 16 respondents, Greece received the most: 14

63% Southern 7  
39% Big 6  
39% Founding 6  
14% Affluent 7

Share of votes for group

24% Greece  
22% France  
14% Ireland  
7% Malta  
5% Germany  
5% Spain  
3% Austria  
3% Italy  
3% Luxembourg  
3% Netherlands  
3% UK  
2% Belgium  
2% Denmark  
2% Estonia  
2% Portugal

Share of votes for country

■ Top %  
■ 10+ %  
■ 5-9 %  
■ 1-4 %

Rounded results. 0% shares not shown.

# Most Responsive Votes for Cyprus by Cyprus Network

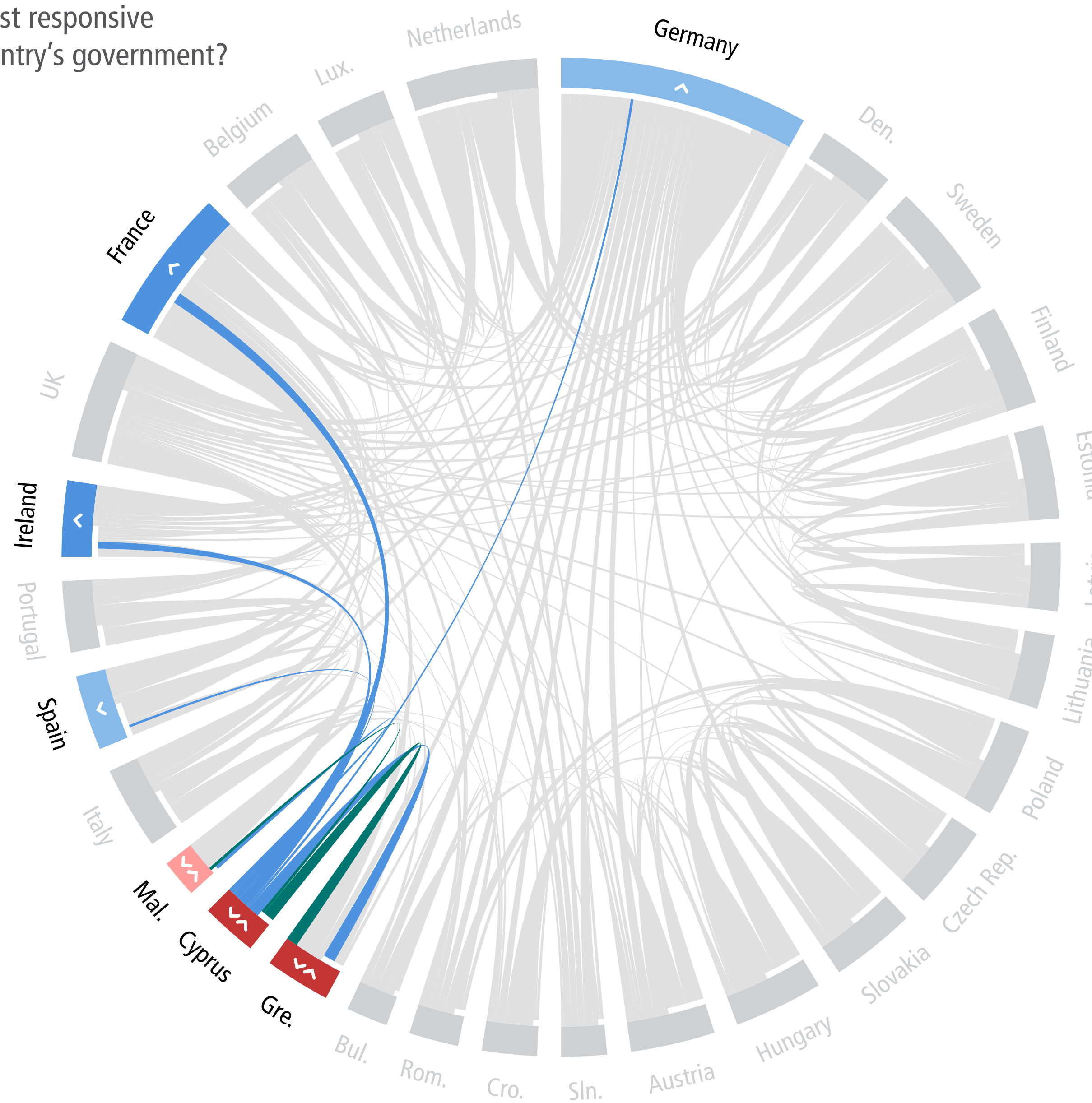
**Q3** "Which EU member states have been most responsive and are easiest to work with for your country's government? (select up to five)"

EU	<	○	Affluent Seven	<	>
Big Six	<	>	Southern Seven	<	>
Founding Six	<	>	Visegrád Four	<	>

---

Austria	<	>	○	Italy	<	>	○
Belgium	<	>	○	Latvia	<	>	○
Bulgaria	<	>	○	Lithuania	<	>	○
Croatia	<	>	○	Luxembourg	<	>	○
<b>Cyprus</b>	<	>	●	Malta	<	>	○
Czech R.	<	>	○	Netherlands	<	>	○
Denmark	<	>	○	Poland	<	>	○
Estonia	<	>	○	Portugal	<	>	○
Finland	<	>	○	Romania	<	>	○
France	<	>	○	Slovakia	<	>	○
Germany	<	>	○	Slovenia	<	>	○
Greece	<	>	○	Spain	<	>	○
Hungary	<	>	○	Sweden	<	>	○
Ireland	<	>	○	UK	<	>	○

- Preferences Overview
- Most Contacted
- Shared Interests
- Most Responsive**
- Most Disappointing
- Commitment to Deeper Integration



**Shared votes**

stronger share    weaker share

■ Cyp 24%    ● Gre 23%    ●  
■ Cyp 7%    ● Mal 6%    ●

**Lopsided votes**

**>** Only sending to

22% France  
 14% Ireland  
 5% Germany  
 5% Spain

Rounded results. Shares below 5% not shown.



# Most Responsive Votes for Czech Rep. by Czech Rep. Network

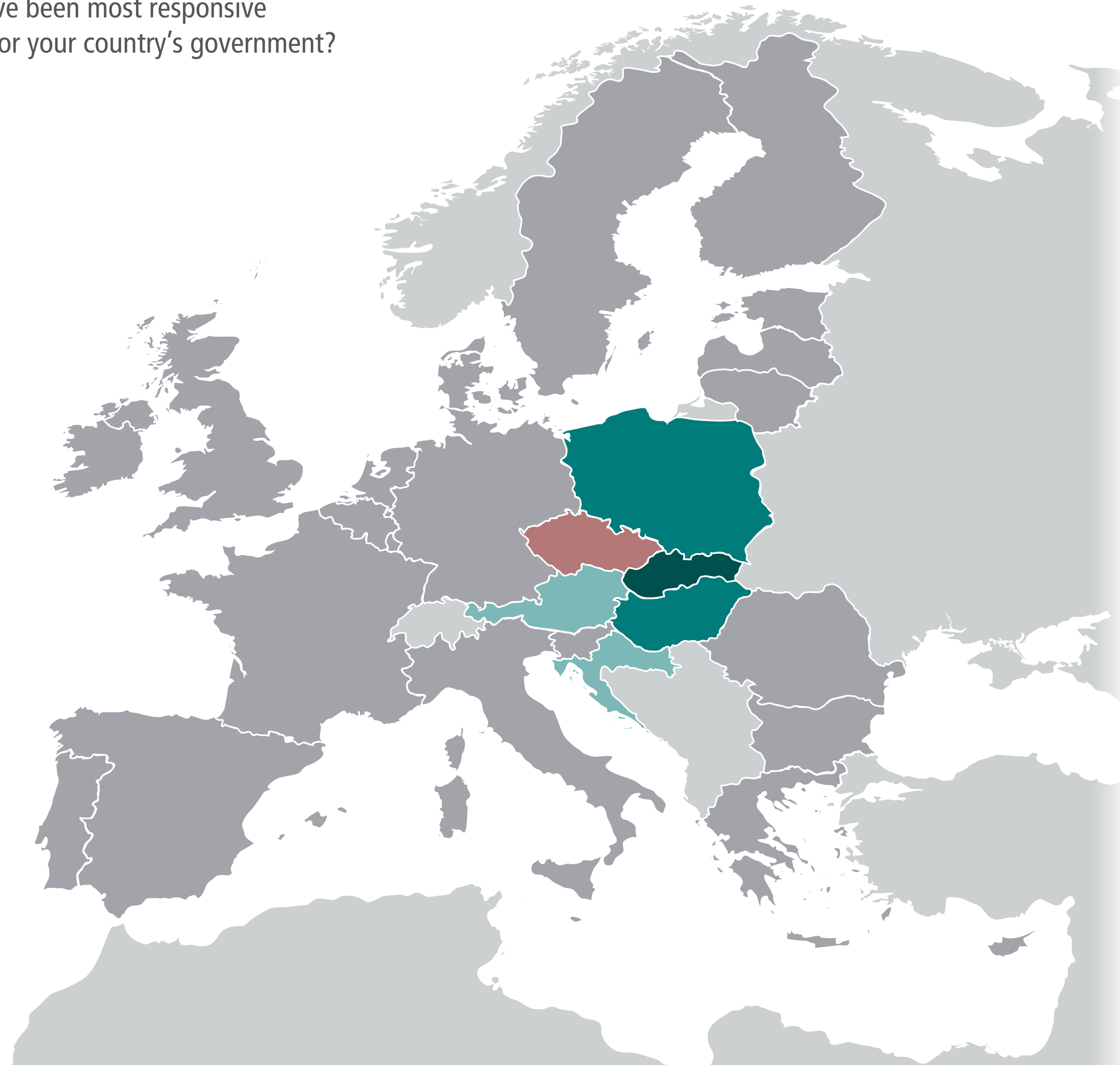
**Q3** "Which EU member states have been most responsive and are easiest to work with for your country's government? (select up to five)"

EU	<	<input type="radio"/>	Affluent Seven	<	>
Big Six	<	>	Southern Seven	<	>
Founding Six	<	>	Visegrád Four	<	>

---

Austria	<	>	<input type="radio"/>	Italy	<	>	<input type="radio"/>
Belgium	<	>	<input type="radio"/>	Latvia	<	>	<input type="radio"/>
Bulgaria	<	>	<input type="radio"/>	Lithuania	<	>	<input type="radio"/>
Croatia	<	>	<input type="radio"/>	Luxembourg	<	>	<input type="radio"/>
Cyprus	<	>	<input type="radio"/>	Malta	<	>	<input type="radio"/>
<b>Czech R.</b>	<	>	<input checked="" type="radio"/>	Netherlands	<	>	<input type="radio"/>
Denmark	<	>	<input type="radio"/>	Poland	<	>	<input type="radio"/>
Estonia	<	>	<input type="radio"/>	Portugal	<	>	<input type="radio"/>
Finland	<	>	<input type="radio"/>	Romania	<	>	<input type="radio"/>
France	<	>	<input type="radio"/>	Slovakia	<	>	<input type="radio"/>
Germany	<	>	<input type="radio"/>	Slovenia	<	>	<input type="radio"/>
Greece	<	>	<input type="radio"/>	Spain	<	>	<input type="radio"/>
Hungary	<	>	<input type="radio"/>	Sweden	<	>	<input type="radio"/>
Ireland	<	>	<input type="radio"/>	UK	<	>	<input type="radio"/>

- Preferences Overview
- Most Contacted
- Shared Interests
- Most Responsive**
- Most Disappointing
- Commitment to Deeper Integration



Of 2742 votes by 774 respondents, Czech Rep. received 69 (2.5%)

14% Visegrád 4  
2% Big 6  
1% Affluent 7

Share of votes by group

31% Slovakia  
18% Hungary  
12% Poland  
7% Austria  
7% Croatia  
4% Slovenia  
2% Romania  
1% Bulgaria  
1% Denmark  
1% France  
1% Italy  
1% Sweden  
1% UK

Share of votes by country

■ Top %  
■ 10+ %  
■ 5-9 %  
■ 1-4 %

Rounded results. 0% shares not shown.

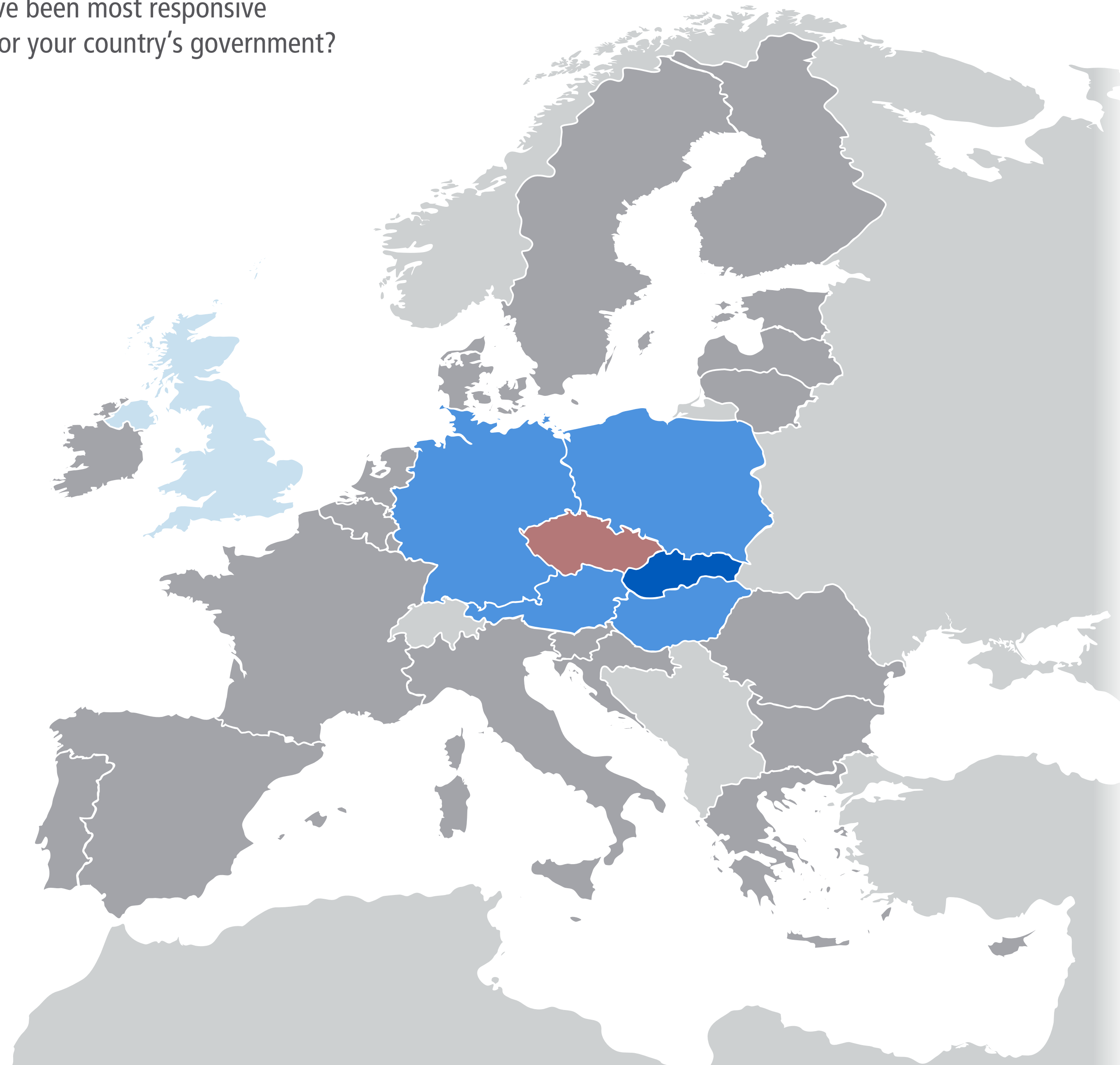
# Most Responsive Votes for Czech Rep. by Czech Rep. Network

**Q3** "Which EU member states have been most responsive and are easiest to work with for your country's government? (select up to five)"

- EU  Affluent Seven
- Big Six  Southern Seven
- Founding Six  Visegrád Four

- |  |                                   |
|--|-----------------------------------|
| Austria <input type="radio"/>                    | Italy <input type="radio"/>       |
| Belgium <input type="radio"/>                    | Latvia <input type="radio"/>      |
| Bulgaria <input type="radio"/>                   | Lithuania <input type="radio"/>   |
| Croatia <input type="radio"/>                    | Luxembourg <input type="radio"/>  |
| Cyprus <input type="radio"/>                     | Malta <input type="radio"/>       |
| <b>Czech R. <input checked="" type="radio"/></b> | Netherlands <input type="radio"/> |
| Denmark <input type="radio"/>                    | Poland <input type="radio"/>      |
| Estonia <input type="radio"/>                    | Portugal <input type="radio"/>    |
| Finland <input type="radio"/>                    | Romania <input type="radio"/>     |
| France <input type="radio"/>                     | Slovakia <input type="radio"/>    |
| Germany <input type="radio"/>                    | Slovenia <input type="radio"/>    |
| Greece <input type="radio"/>                     | Spain <input type="radio"/>       |
| Hungary <input type="radio"/>                    | Sweden <input type="radio"/>      |
| Ireland <input type="radio"/>                    | UK <input type="radio"/>          |

- Preferences Overview
- Most Contacted
- Shared Interests
- Most Responsive**
- Most Disappointing
- Commitment to Deeper Integration



Of 76 votes by 24 respondents, Slovakia received the most: 23

- 55% Visegrád 4
- 34% Big 6
- 20% Affluent 7
- 20% Founding 6
- 1% Southern 7

Share of votes for group

- 30% Slovakia
- 14% Germany
- 13% Poland
- 12% Hungary
- 11% Austria
- 5% UK
- 4% Sweden
- 3% Netherlands
- 3% Slovenia
- 1% Belgium
- 1% Denmark
- 1% France
- 1% Romania

Share of votes for country

- Top %
- 10+ %
- 5-9 %
- 1-4 %

Rounded results. 0% shares not shown.



# Most Responsive Votes for Czech Rep. by Czech Rep. Network

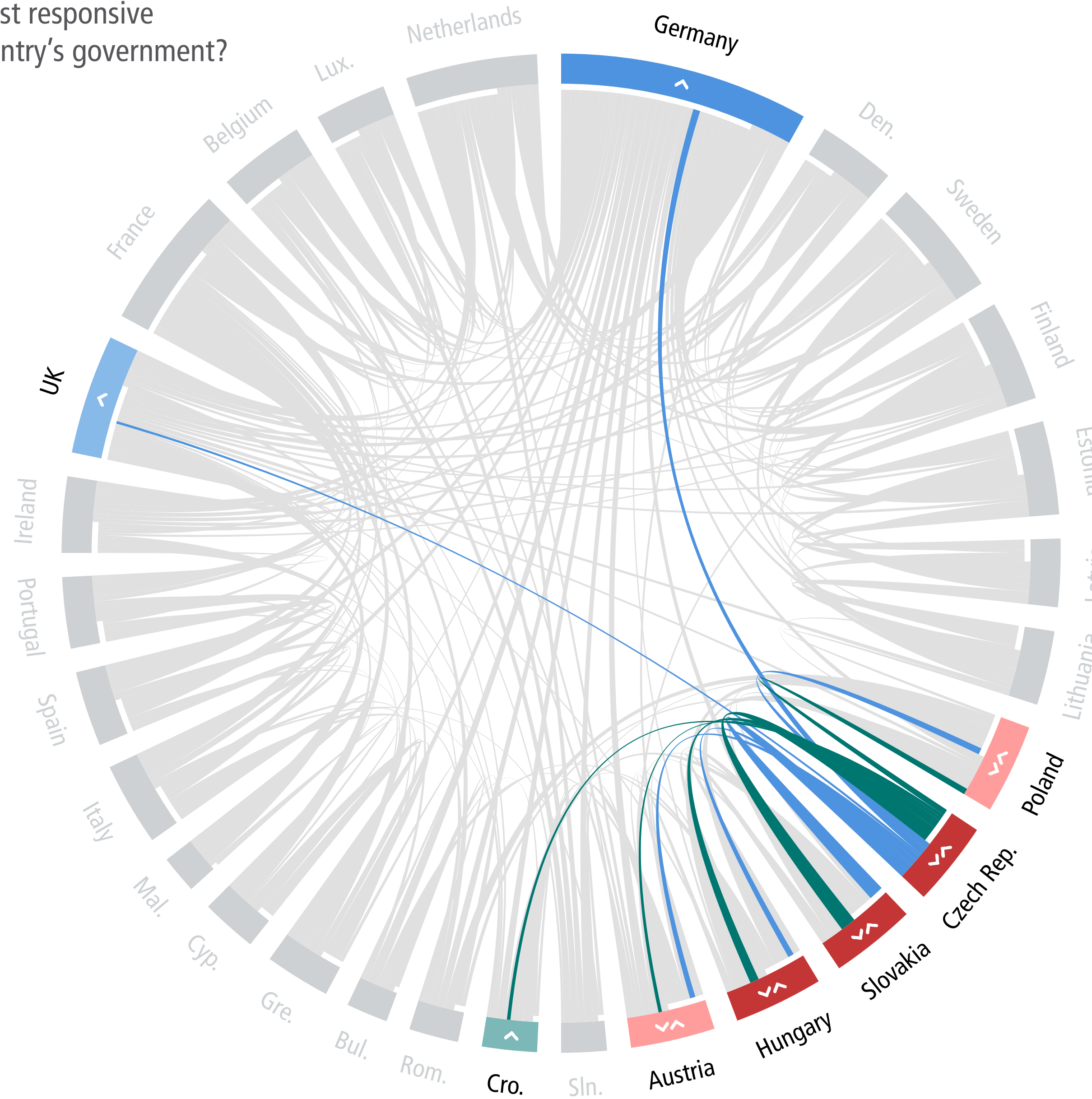
**Q3** "Which EU member states have been most responsive and are easiest to work with for your country's government? (select up to five)"

EU	<	○	Affluent Seven	<	>
Big Six	<	>	Southern Seven	<	>
Founding Six	<	>	Visegrád Four	<	>

---

Austria	<	>	○	Italy	<	>	○
Belgium	<	>	○	Latvia	<	>	○
Bulgaria	<	>	○	Lithuania	<	>	○
Croatia	<	>	○	Luxembourg	<	>	○
Cyprus	<	>	○	Malta	<	>	○
<b>Czech R.</b>	<	>	●	Netherlands	<	>	○
Denmark	<	>	○	Poland	<	>	○
Estonia	<	>	○	Portugal	<	>	○
Finland	<	>	○	Romania	<	>	○
France	<	>	○	Slovakia	<	>	○
Germany	<	>	○	Slovenia	<	>	○
Greece	<	>	○	Spain	<	>	○
Hungary	<	>	○	Sweden	<	>	○
Ireland	<	>	○	UK	<	>	○

- Preferences Overview
- Most Contacted
- Shared Interests
- Most Responsive**
- Most Disappointing
- Commitment to Deeper Integration



**Shared votes**

stronger share      weaker share

- Slk 31%
- Hun18%
- Cze13%
- Cze11%
- Cze30%
- Cze12%
- Pol 12%
- Aut 7%

**Lopsided votes**

- >** Only sending to
  - 14% Germany
  - 5% UK
- <** Only receiving from
  - 7% Croatia

Rounded results. Shares below 5% not shown.

# Most Responsive Votes for Denmark by Denmark Network

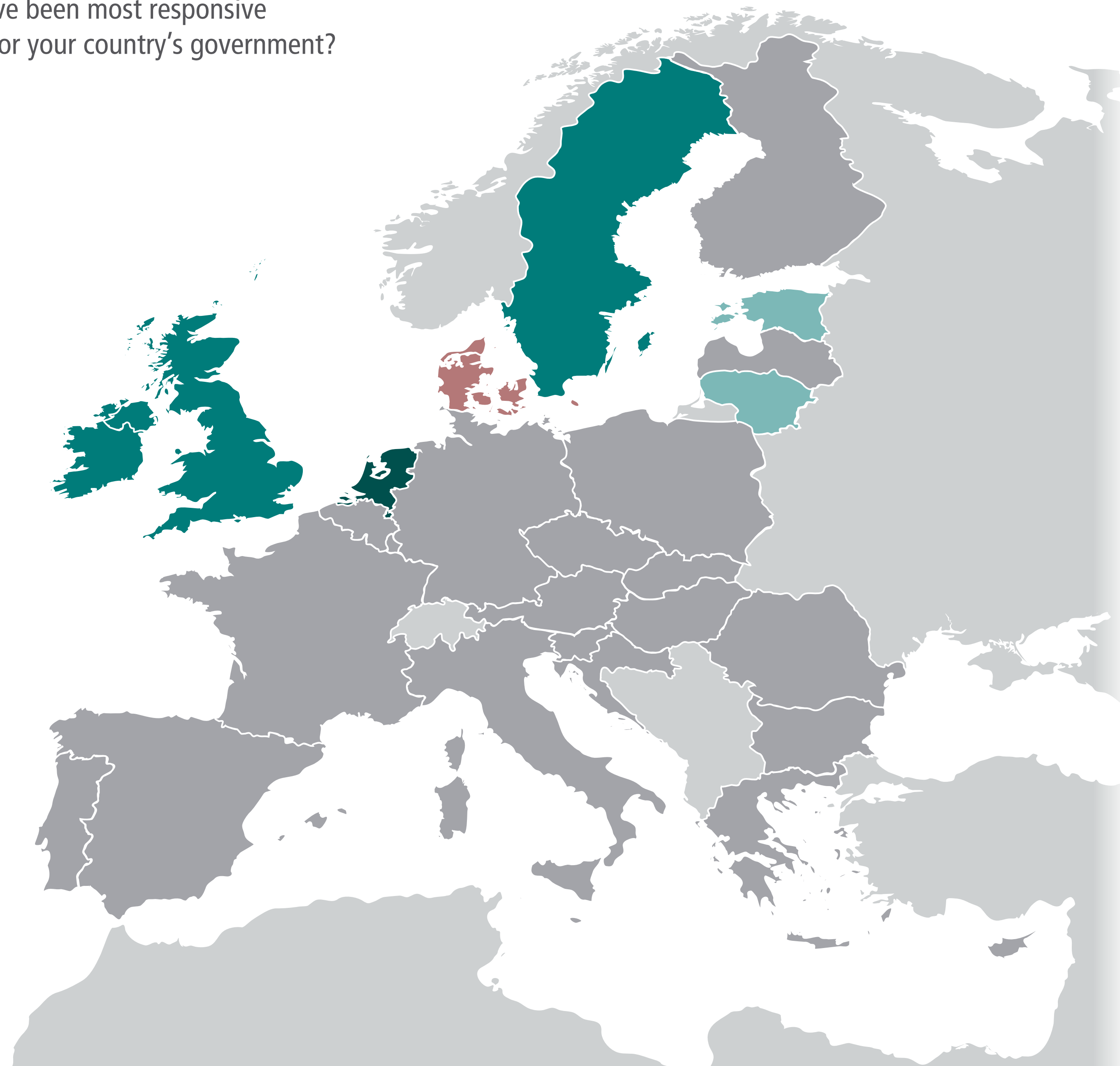
**Q3** "Which EU member states have been most responsive and are easiest to work with for your country's government? (select up to five)"

EU	<	<input type="radio"/>	Affluent Seven	<	>
Big Six	<	>	Southern Seven	<	>
Founding Six	<	>	Visegrád Four	<	>

---

Austria	<	>	<input type="radio"/>	Italy	<	>	<input type="radio"/>
Belgium	<	>	<input type="radio"/>	Latvia	<	>	<input type="radio"/>
Bulgaria	<	>	<input type="radio"/>	Lithuania	<	>	<input type="radio"/>
Croatia	<	>	<input type="radio"/>	Luxembourg	<	>	<input type="radio"/>
Cyprus	<	>	<input type="radio"/>	Malta	<	>	<input type="radio"/>
Czech R.	<	>	<input type="radio"/>	Netherlands	<	>	<input type="radio"/>
<b>Denmark</b>	<	<input checked="" type="radio"/>	>	Poland	<	>	<input type="radio"/>
Estonia	<	>	<input type="radio"/>	Portugal	<	>	<input type="radio"/>
Finland	<	>	<input type="radio"/>	Romania	<	>	<input type="radio"/>
France	<	>	<input type="radio"/>	Slovakia	<	>	<input type="radio"/>
Germany	<	>	<input type="radio"/>	Slovenia	<	>	<input type="radio"/>
Greece	<	>	<input type="radio"/>	Spain	<	>	<input type="radio"/>
Hungary	<	>	<input type="radio"/>	Sweden	<	>	<input type="radio"/>
Ireland	<	>	<input type="radio"/>	UK	<	>	<input type="radio"/>

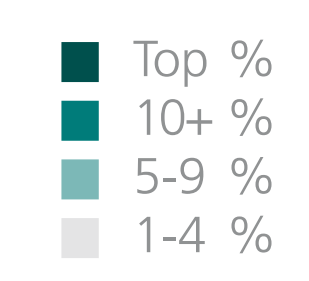
- Preferences Overview
- Most Contacted
- Shared Interests
- Most Responsive**
- Most Disappointing
- Commitment to Deeper Integration



Of 2742 votes by 774 respondents, Denmark received 91 (3.3%)

5%	Affluent 7	Share of votes by group
3%	Founding 6	
2%	Big 6	
1%	Southern 7	
1%	Visegrád 4	

14%	Netherlands	Share of votes by country
11%	Sweden	
10%	Ireland	
10%	UK	
9%	Lithuania	
7%	Estonia	
3%	Finland	
3%	Germany	
3%	Latvia	
3%	Malta	
3%	Slovakia	
2%	Cyprus	
2%	Hungary	
1%	Bulgaria	
1%	Czech Rep.	
1%	France	
1%	Italy	
1%	Romania	



Rounded results. 0% shares not shown.



# Most Responsive Votes for Denmark by Denmark Network

**Q3** "Which EU member states have been most responsive and are easiest to work with for your country's government? (select up to five)"

- EU  Affluent Seven
- Big Six  Southern Seven
- Founding Six  Visegrád Four

- |                |                                  |             |                       |
|----------------|----------------------------------|-------------|-----------------------|
| Austria        | <input type="radio"/>            | Italy       | <input type="radio"/> |
| Belgium        | <input type="radio"/>            | Latvia      | <input type="radio"/> |
| Bulgaria       | <input type="radio"/>            | Lithuania   | <input type="radio"/> |
| Croatia        | <input type="radio"/>            | Luxembourg  | <input type="radio"/> |
| Cyprus         | <input type="radio"/>            | Malta       | <input type="radio"/> |
| Czech R.       | <input type="radio"/>            | Netherlands | <input type="radio"/> |
| <b>Denmark</b> | <input checked="" type="radio"/> | Poland      | <input type="radio"/> |
| Estonia        | <input type="radio"/>            | Portugal    | <input type="radio"/> |
| Finland        | <input type="radio"/>            | Romania     | <input type="radio"/> |
| France         | <input type="radio"/>            | Slovakia    | <input type="radio"/> |
| Germany        | <input type="radio"/>            | Slovenia    | <input type="radio"/> |
| Greece         | <input type="radio"/>            | Spain       | <input type="radio"/> |
| Hungary        | <input type="radio"/>            | Sweden      | <input type="radio"/> |
| Ireland        | <input type="radio"/>            | UK          | <input type="radio"/> |

Preferences Overview

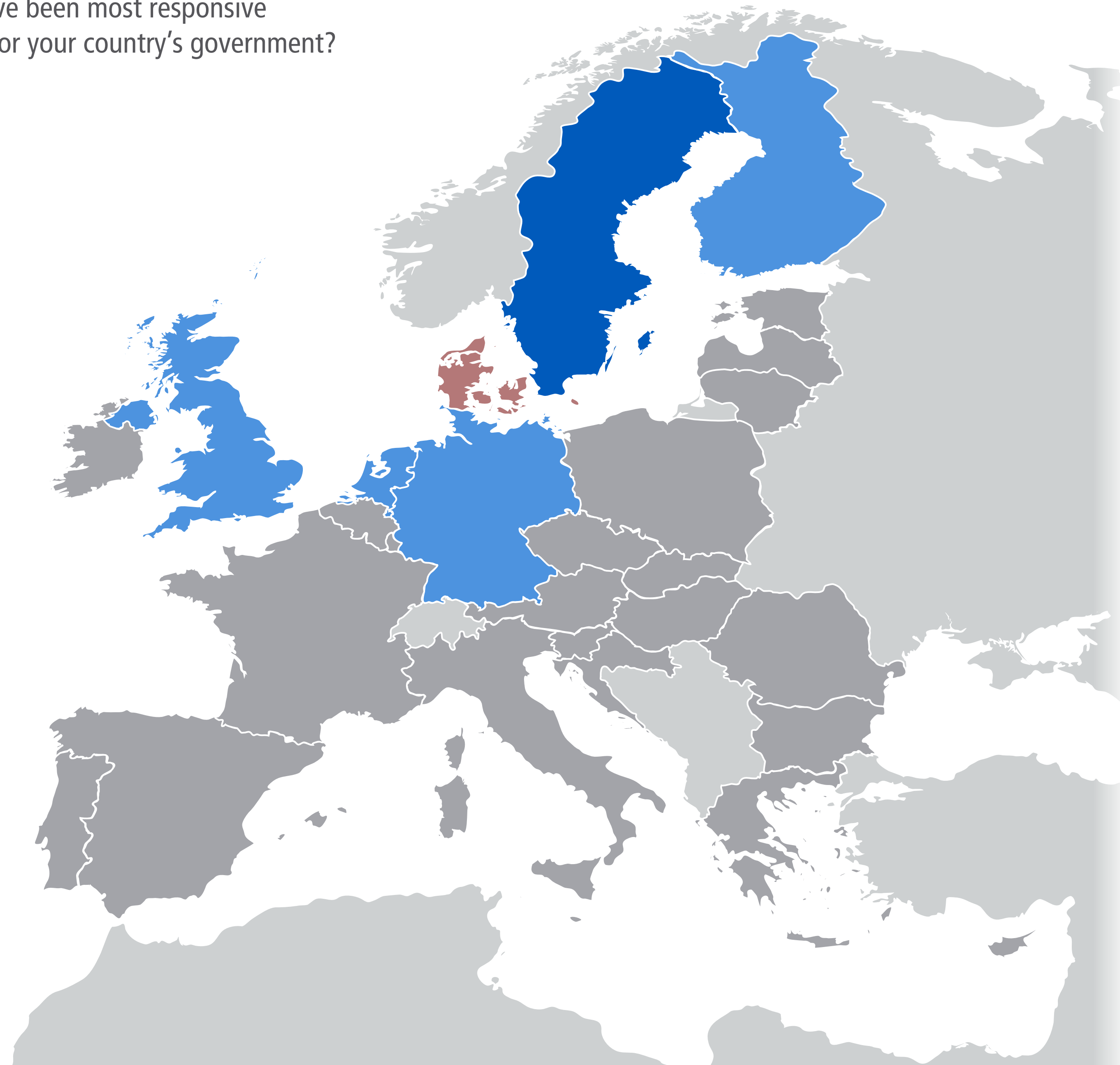
Most Contacted

Shared Interests

**Most Responsive**

Most Disappointing

Commitment to Deeper Integration



Of 76 votes by 22 respondents, Sweden received the most: 18

54%	Affluent 7	Share of votes for group
39%	Founding 6	
37%	Big 6	
5%	Southern 7	
1%	Visegrád 4	

24%	Sweden	Share of votes for country
20%	Germany	
16%	Netherlands	
14%	Finland	
13%	UK	
4%	France	
3%	Ireland	
1%	Cyprus	
1%	Czech Rep.	
1%	Estonia	
1%	Latvia	
1%	Lithuania	

- Top %
- 10+ %
- 5-9 %
- 1-4 %

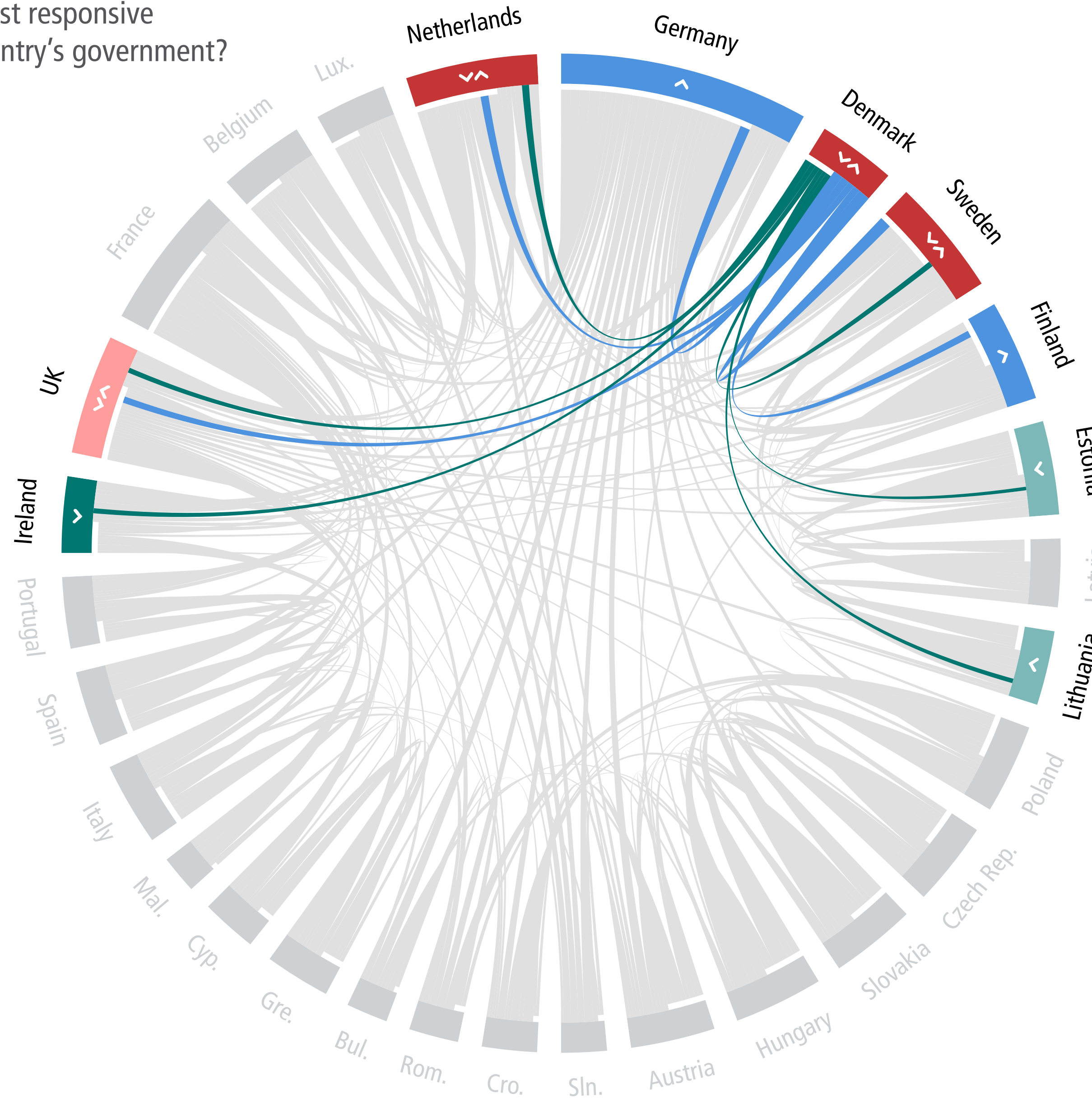
Rounded results. 0% shares not shown.

# Most Responsive Votes for Denmark by Denmark Network

**Q3** "Which EU member states have been most responsive and are easiest to work with for your country's government? (select up to five)"

EU	<	○	Affluent Seven	<	>		
Big Six	<	>	Southern Seven	<	>		
Founding Six	<	>	Visegrád Four	<	>		
Austria	<	>	○	Italy	<	>	○
Belgium	<	>	○	Latvia	<	>	○
Bulgaria	<	>	○	Lithuania	<	>	○
Croatia	<	>	○	Luxembourg	<	>	○
Cyprus	<	>	○	Malta	<	>	○
Czech R.	<	>	○	Netherlands	<	>	○
<b>Denmark</b>	<	>	●	Poland	<	>	○
Estonia	<	>	○	Portugal	<	>	○
Finland	<	>	○	Romania	<	>	○
France	<	>	○	Slovakia	<	>	○
Germany	<	>	○	Slovenia	<	>	○
Greece	<	>	○	Spain	<	>	○
Hungary	<	>	○	Sweden	<	>	○
Ireland	<	>	○	UK	<	>	○

- Preferences Overview
- Most Contacted
- Shared Interests
- Most Responsive**
- Most Disappointing
- Commitment to Deeper Integration



**Shared votes**

stronger share      weaker share

- Den24%
- Den16%
- Den13%
- Swe11%
- Net 14%
- UK 10%

**Lopsided votes**

- Only sending to**
  - 20% Germany
  - 14% Finland
- Only receiving from**
  - 10% Ireland
  - 9% Lithuania
  - 7% Estonia

Rounded results. Shares below 5% not shown.



# Most Responsive Votes for Estonia by Estonia Network

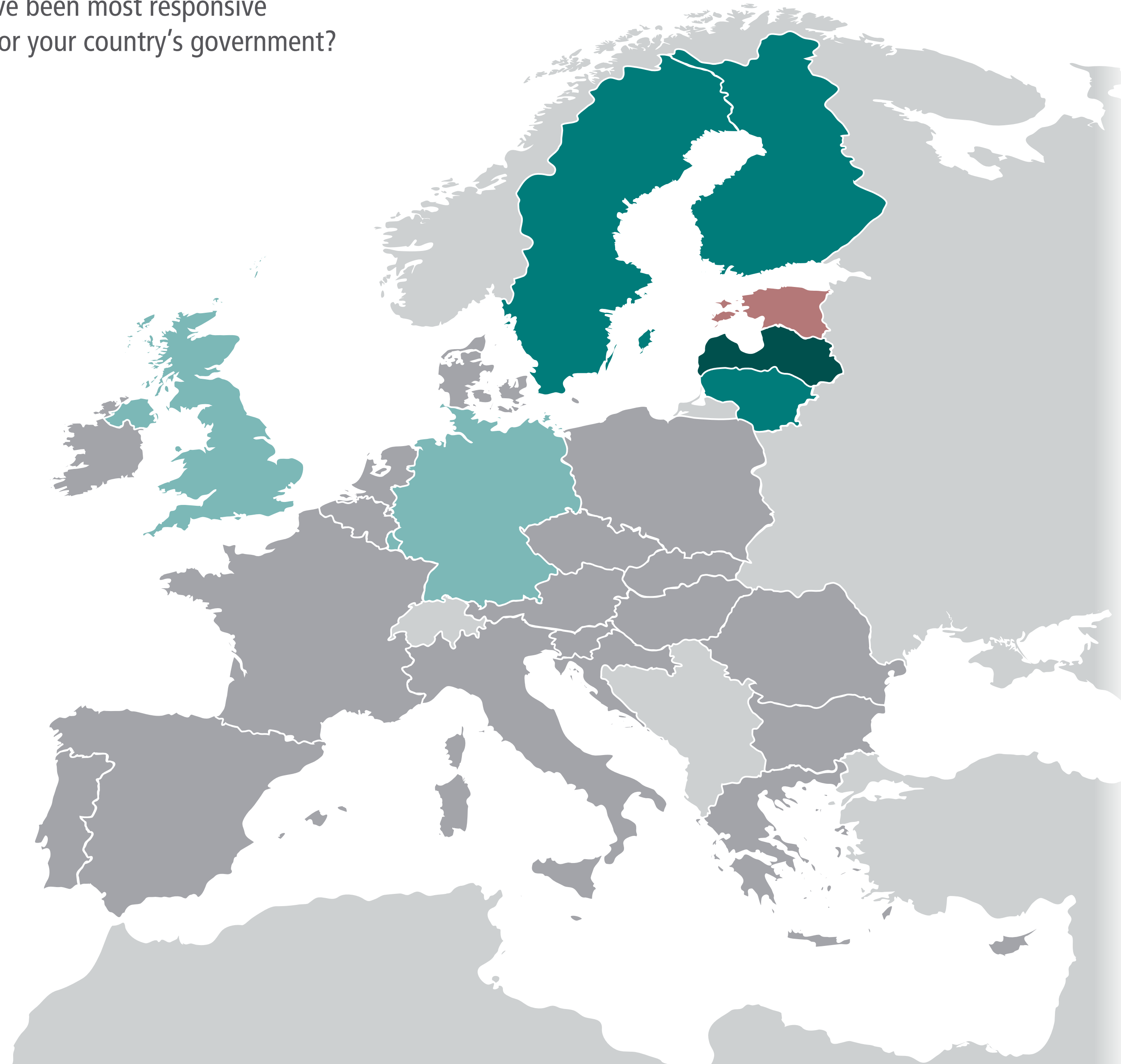
**Q3** "Which EU member states have been most responsive and are easiest to work with for your country's government? (select up to five)"

EU	<	<input type="radio"/>	Affluent Seven	<	>
Big Six	<	>	Southern Seven	<	>
Founding Six	<	>	Visegrád Four	<	>

---

Austria	<	>	<input type="radio"/>	Italy	<	>	<input type="radio"/>
Belgium	<	>	<input type="radio"/>	Latvia	<	>	<input type="radio"/>
Bulgaria	<	>	<input type="radio"/>	Lithuania	<	>	<input type="radio"/>
Croatia	<	>	<input type="radio"/>	Luxembourg	<	>	<input type="radio"/>
Cyprus	<	>	<input type="radio"/>	Malta	<	>	<input type="radio"/>
Czech R.	<	>	<input type="radio"/>	Netherlands	<	>	<input type="radio"/>
Denmark	<	>	<input type="radio"/>	Poland	<	>	<input type="radio"/>
<b>Estonia</b>	<	>	<input checked="" type="radio"/>	Portugal	<	>	<input type="radio"/>
Finland	<	>	<input type="radio"/>	Romania	<	>	<input type="radio"/>
France	<	>	<input type="radio"/>	Slovakia	<	>	<input type="radio"/>
Germany	<	>	<input type="radio"/>	Slovenia	<	>	<input type="radio"/>
Greece	<	>	<input type="radio"/>	Spain	<	>	<input type="radio"/>
Hungary	<	>	<input type="radio"/>	Sweden	<	>	<input type="radio"/>
Ireland	<	>	<input type="radio"/>	UK	<	>	<input type="radio"/>

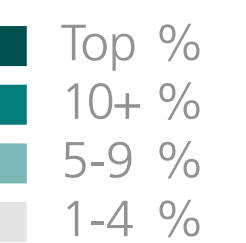
- Preferences Overview
- Most Contacted
- Shared Interests
- Most Responsive**
- Most Disappointing
- Commitment to Deeper Integration



Of 2742 votes by 774 respondents, Estonia received 117 (4.3%)

8%	Affluent 7	Share of votes by group
3%	Big 6	
3%	Founding 6	
1%	Southern 7	
1%	Visegrád 4	

25%	Latvia	Share of votes by country
22%	Finland	
17%	Lithuania	
12%	Sweden	
6%	UK	
5%	Germany	
5%	Luxembourg	
4%	Netherlands	
3%	Austria	
3%	France	
3%	Ireland	
2%	Cyprus	
2%	Poland	
2%	Slovenia	
2%	Spain	
1%	Bulgaria	
1%	Denmark	
1%	Italy	



Rounded results. 0% shares not shown.

# Most Responsive Votes for Estonia by Estonia Network

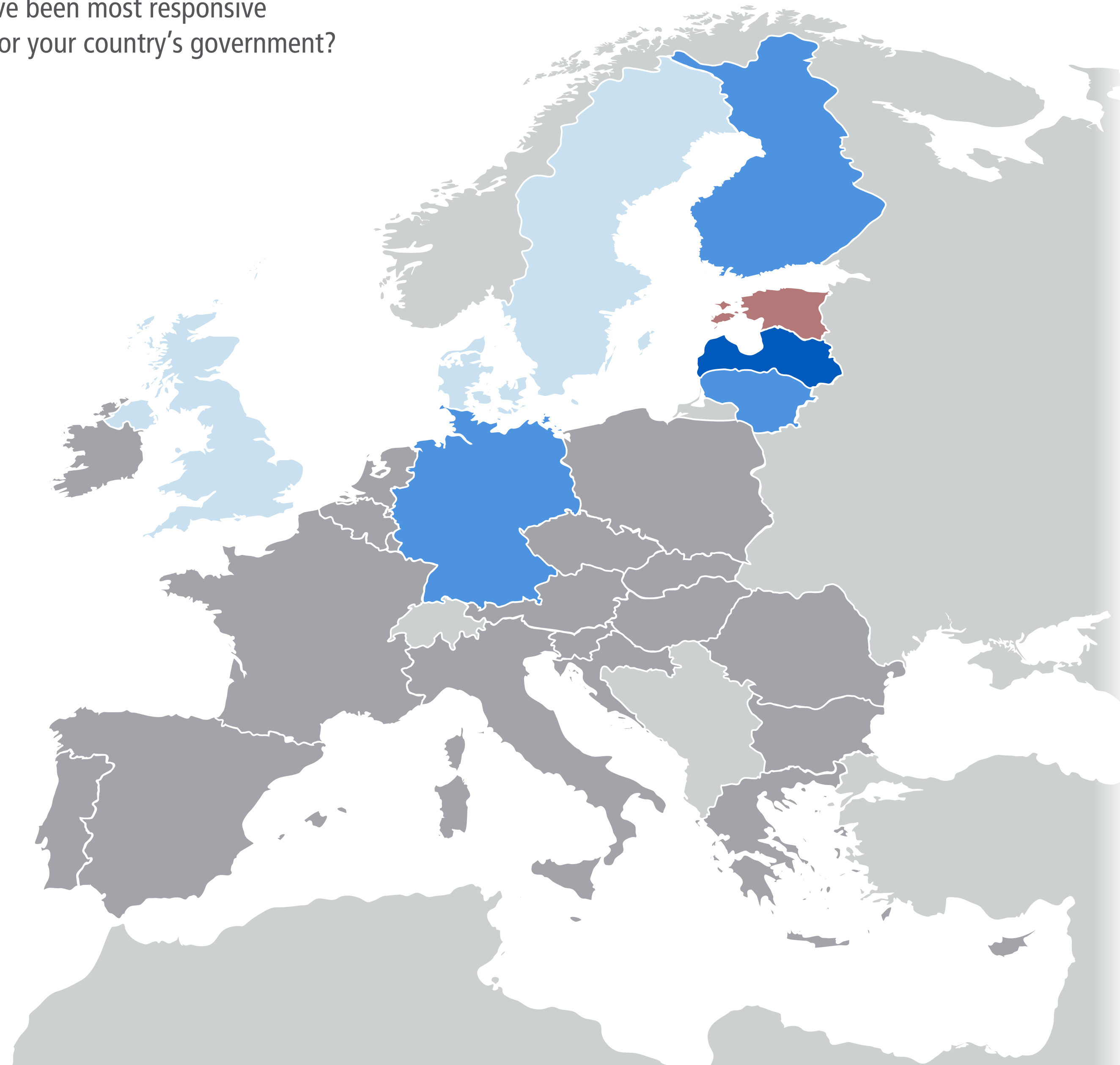
**Q3** "Which EU member states have been most responsive and are easiest to work with for your country's government? (select up to five)"

EU	<	<input type="radio"/>	Affluent Seven	<	>
Big Six	<	>	Southern Seven	<	>
Founding Six	<	>	Visegrád Four	<	>

---

Austria	<	>	<input type="radio"/>	Italy	<	>	<input type="radio"/>
Belgium	<	>	<input type="radio"/>	Latvia	<	>	<input type="radio"/>
Bulgaria	<	>	<input type="radio"/>	Lithuania	<	>	<input type="radio"/>
Croatia	<	>	<input type="radio"/>	Luxembourg	<	>	<input type="radio"/>
Cyprus	<	>	<input type="radio"/>	Malta	<	>	<input type="radio"/>
Czech R.	<	>	<input type="radio"/>	Netherlands	<	>	<input type="radio"/>
Denmark	<	>	<input type="radio"/>	Poland	<	>	<input type="radio"/>
<b>Estonia</b>	<	>	<input checked="" type="radio"/>	Portugal	<	>	<input type="radio"/>
Finland	<	>	<input type="radio"/>	Romania	<	>	<input type="radio"/>
France	<	>	<input type="radio"/>	Slovakia	<	>	<input type="radio"/>
Germany	<	>	<input type="radio"/>	Slovenia	<	>	<input type="radio"/>
Greece	<	>	<input type="radio"/>	Spain	<	>	<input type="radio"/>
Hungary	<	>	<input type="radio"/>	Sweden	<	>	<input type="radio"/>
Ireland	<	>	<input type="radio"/>	UK	<	>	<input type="radio"/>

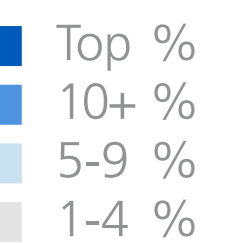
- Preferences Overview
- Most Contacted
- Shared Interests
- Most Responsive**
- Most Disappointing
- Commitment to Deeper Integration



Of 85 votes by 21 respondents, Latvia received the most: 18

38%	Affluent 7	Share of votes for group
24%	Big 6	
19%	Founding 6	
4%	Southern 7	
4%	Visegrád 4	

21%	Latvia	Share of votes for country
20%	Finland	
13%	Lithuania	
12%	Germany	
7%	Denmark	
7%	UK	
5%	Sweden	
2%	Ireland	
2%	Luxembourg	
2%	Netherlands	
2%	Poland	
1%	Belgium	
1%	France	
1%	Hungary	
1%	Portugal	
1%	Spain	



Rounded results. 0% shares not shown.



# Most Responsive Votes for Estonia by Estonia Network

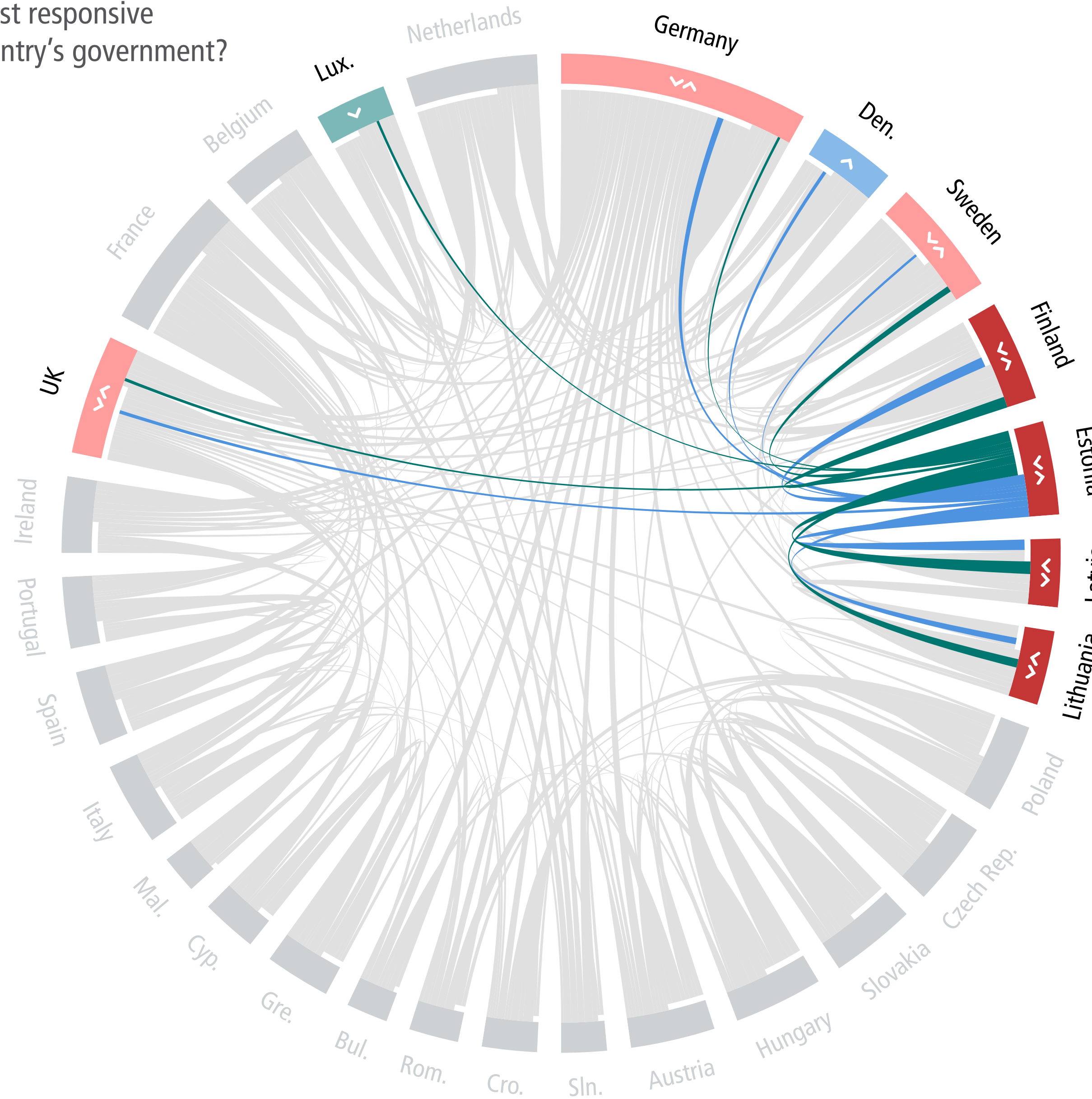
**Q3** "Which EU member states have been most responsive and are easiest to work with for your country's government? (select up to five)"

EU	<	○	Affluent Seven	<	>
Big Six	<	>	Southern Seven	<	>
Founding Six	<	>	Visegrád Four	<	>

---

Austria	<	>	○	Italy	<	>	○
Belgium	<	>	○	Latvia	<	>	○
Bulgaria	<	>	○	Lithuania	<	>	○
Croatia	<	>	○	Luxembourg	<	>	○
Cyprus	<	>	○	Malta	<	>	○
Czech R.	<	>	○	Netherlands	<	>	○
Denmark	<	>	○	Poland	<	>	○
<b>Estonia</b>	<	>	●	Portugal	<	>	○
Finland	<	>	○	Romania	<	>	○
France	<	>	○	Slovakia	<	>	○
Germany	<	>	○	Slovenia	<	>	○
Greece	<	>	○	Spain	<	>	○
Hungary	<	>	○	Sweden	<	>	○
Ireland	<	>	○	UK	<	>	○

- Preferences Overview
- Most Contacted
- Shared Interests
- Most Responsive**
- Most Disappointing
- Commitment to Deeper Integration



**Shared votes**

stronger share		weaker share	
Lat 25%	●	Est 21%	●
Fin 22%	●	Est 20%	●
Lit 17%	●	Est 13%	●
Est 12%	●	Ger 5%	●
Swe 12%	●	Est 5%	●
Est 7%	●	UK 6%	●

**Lopsided votes**

>	Only sending to	7%	Denmark
<	Only receiving from	5%	Luxembourg

Rounded results. Shares below 5% not shown.

# Most Responsive Votes for Finland by Finland Network

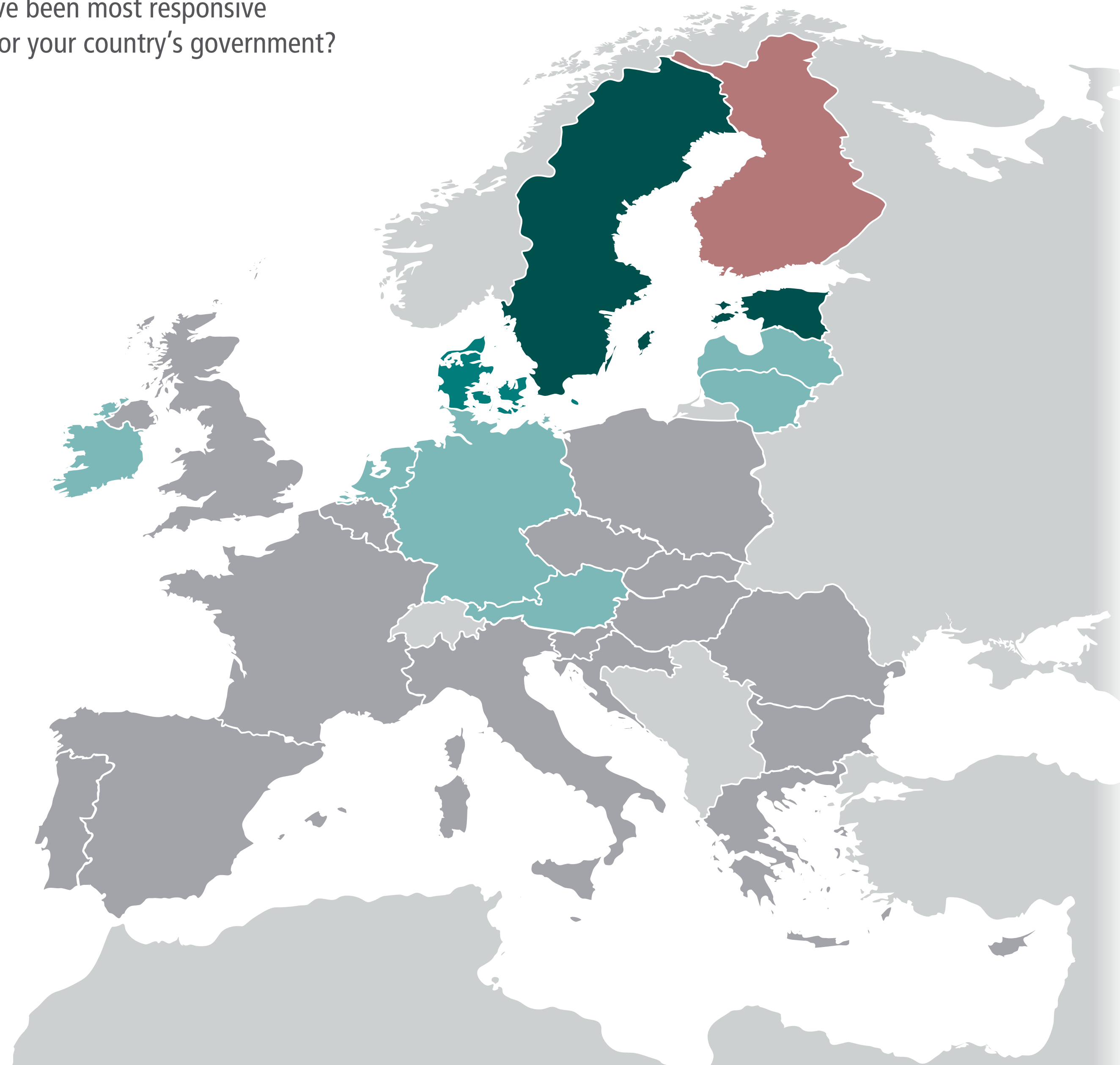
**Q3** "Which EU member states have been most responsive and are easiest to work with for your country's government? (select up to five)"

EU	<	<input type="radio"/>	Affluent Seven	<	>
Big Six	<	>	Southern Seven	<	>
Founding Six	<	>	Visegrád Four	<	>

---

Austria	<	>	<input type="radio"/>	Italy	<	>	<input type="radio"/>
Belgium	<	>	<input type="radio"/>	Latvia	<	>	<input type="radio"/>
Bulgaria	<	>	<input type="radio"/>	Lithuania	<	>	<input type="radio"/>
Croatia	<	>	<input type="radio"/>	Luxembourg	<	>	<input type="radio"/>
Cyprus	<	>	<input type="radio"/>	Malta	<	>	<input type="radio"/>
Czech R.	<	>	<input type="radio"/>	Netherlands	<	>	<input type="radio"/>
Denmark	<	>	<input type="radio"/>	Poland	<	>	<input type="radio"/>
Estonia	<	>	<input type="radio"/>	Portugal	<	>	<input type="radio"/>
<b>Finland</b>	<	>	<input checked="" type="radio"/>	Romania	<	>	<input type="radio"/>
France	<	>	<input type="radio"/>	Slovakia	<	>	<input type="radio"/>
Germany	<	>	<input type="radio"/>	Slovenia	<	>	<input type="radio"/>
Greece	<	>	<input type="radio"/>	Spain	<	>	<input type="radio"/>
Hungary	<	>	<input type="radio"/>	Sweden	<	>	<input type="radio"/>
Ireland	<	>	<input type="radio"/>	UK	<	>	<input type="radio"/>

- Preferences Overview
- Most Contacted
- Shared Interests
- Most Responsive**
- Most Disappointing
- Commitment to Deeper Integration



Of 2742 votes by 774 respondents, Finland received 123 (4.5%)

8%	Affluent 7	Share of votes by group
4%	Founding 6	
3%	Big 6	
1%	Southern 7	

20%	Estonia	Share of votes by country
20%	Sweden	
14%	Denmark	
9%	Germany	
8%	Austria	
8%	Ireland	
8%	Netherlands	
7%	Latvia	
6%	Lithuania	
4%	UK	
2%	France	
2%	Greece	
2%	Italy	
1%	Bulgaria	
1%	Slovakia	
1%	Slovenia	
1%	Spain	

Top %
10+ %
5-9 %
1-4 %

Rounded results. 0% shares not shown.



# Most Responsive Votes for Finland by Finland Network

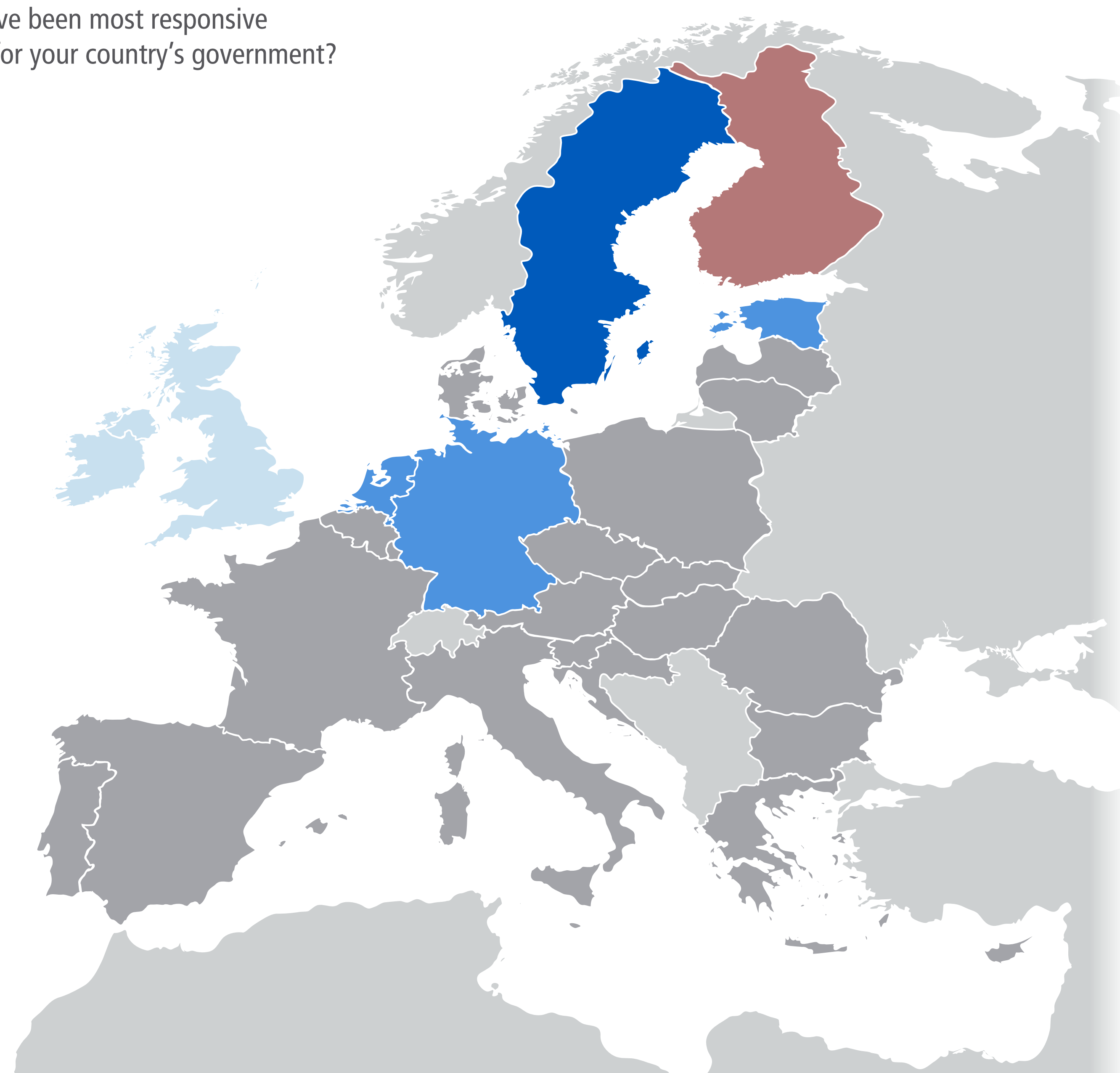
**Q3** "Which EU member states have been most responsive and are easiest to work with for your country's government? (select up to five)"

EU	<	<input type="radio"/>	Affluent Seven	<	>
Big Six	<	>	Southern Seven	<	>
Founding Six	<	>	Visegrád Four	<	>

---

Austria	<	>	<input type="radio"/>	Italy	<	>	<input type="radio"/>
Belgium	<	>	<input type="radio"/>	Latvia	<	>	<input type="radio"/>
Bulgaria	<	>	<input type="radio"/>	Lithuania	<	>	<input type="radio"/>
Croatia	<	>	<input type="radio"/>	Luxembourg	<	>	<input type="radio"/>
Cyprus	<	>	<input type="radio"/>	Malta	<	>	<input type="radio"/>
Czech R.	<	>	<input type="radio"/>	Netherlands	<	>	<input type="radio"/>
Denmark	<	>	<input type="radio"/>	Poland	<	>	<input type="radio"/>
Estonia	<	>	<input type="radio"/>	Portugal	<	>	<input type="radio"/>
<b>Finland</b>	<	>	<input checked="" type="radio"/>	Romania	<	>	<input type="radio"/>
France	<	>	<input type="radio"/>	Slovakia	<	>	<input type="radio"/>
Germany	<	>	<input type="radio"/>	Slovenia	<	>	<input type="radio"/>
Greece	<	>	<input type="radio"/>	Spain	<	>	<input type="radio"/>
Hungary	<	>	<input type="radio"/>	Sweden	<	>	<input type="radio"/>
Ireland	<	>	<input type="radio"/>	UK	<	>	<input type="radio"/>

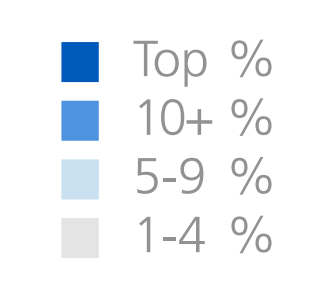
- Preferences Overview
- Most Contacted
- Shared Interests
- Most Responsive**
- Most Disappointing
- Commitment to Deeper Integration



Of 100 votes by 27 respondents, Sweden received the most: 24

44%	Affluent 7	Share of votes for group
35%	Founding 6	
26%	Big 6	

24%	Sweden	Share of votes for country
22%	Estonia	
20%	Germany	
15%	Netherlands	
6%	UK	
5%	Ireland	
3%	Denmark	
2%	Austria	
2%	Latvia	
1%	Lithuania	



Rounded results. 0% shares not shown.

# Most Responsive Votes for Finland by Finland Network

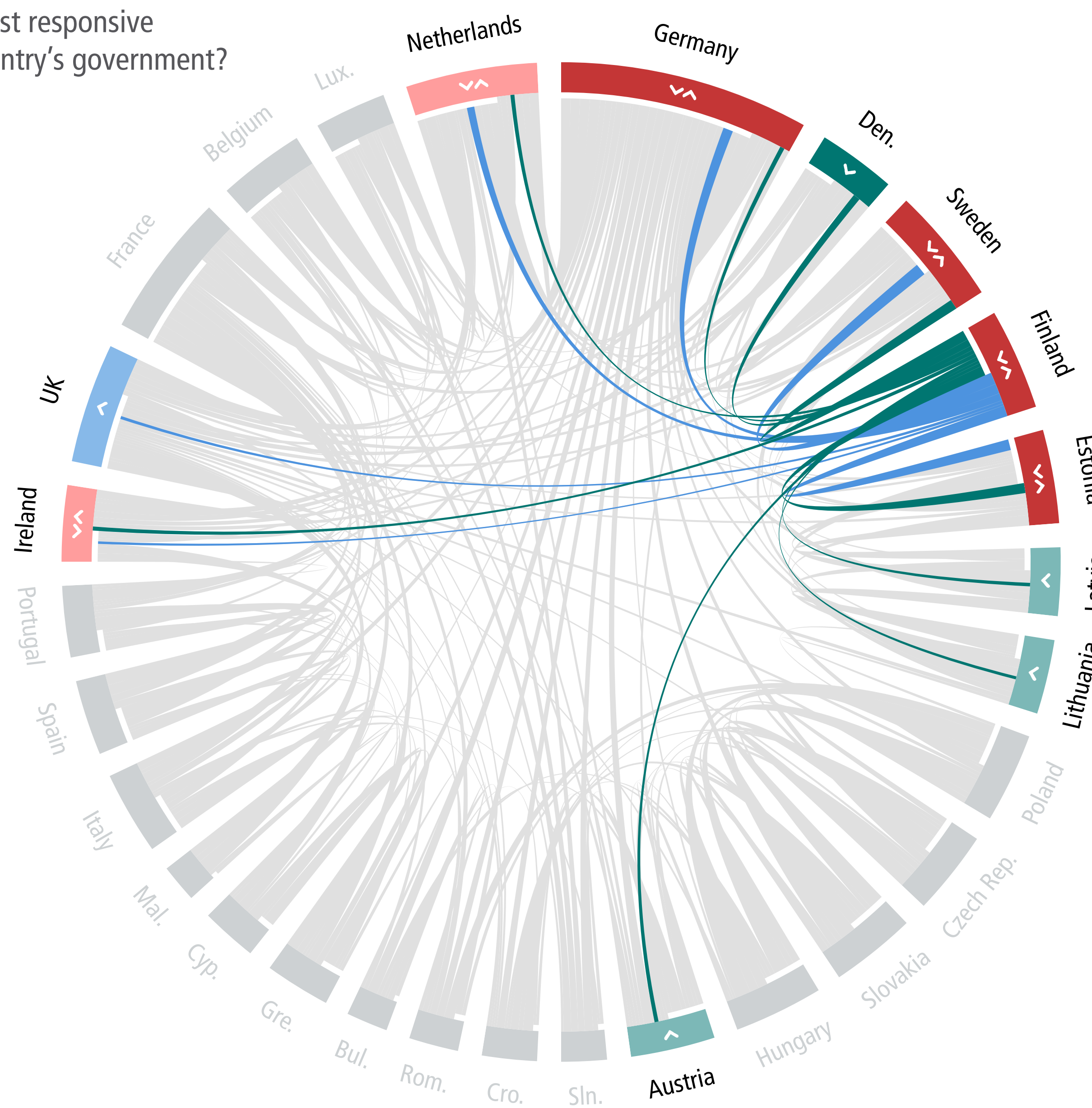
**Q3** "Which EU member states have been most responsive and are easiest to work with for your country's government? (select up to five)"

EU	<	○	Affluent Seven	<	>
Big Six	<	>	Southern Seven	<	>
Founding Six	<	>	Visegrád Four	<	>

---

Austria	<	>	○	Italy	<	>	○
Belgium	<	>	○	Latvia	<	>	○
Bulgaria	<	>	○	Lithuania	<	>	○
Croatia	<	>	○	Luxembourg	<	>	○
Cyprus	<	>	○	Malta	<	>	○
Czech R.	<	>	○	Netherlands	<	>	○
Denmark	<	>	○	Poland	<	>	○
Estonia	<	>	○	Portugal	<	>	○
<b>Finland</b>	<	>	●	Romania	<	>	○
France	<	>	○	Slovakia	<	>	○
Germany	<	>	○	Slovenia	<	>	○
Greece	<	>	○	Spain	<	>	○
Hungary	<	>	○	Sweden	<	>	○
Ireland	<	>	○	UK	<	>	○

- Preferences Overview
- Most Contacted
- Shared Interests
- Most Responsive**
- Most Disappointing
- Commitment to Deeper Integration



**Shared votes**

stronger share      weaker share

- Fin 24%
- Fin 22%
- Fin 20%
- Fin 15%
- Ire 8%
- Swe20%
- Est 20%
- Ger 9%
- Net 8%
- Fin 5%

---

**Lopsided votes**

**>** Only sending to

6% UK

**<** Only receiving from

14% Denmark  
8% Austria  
7% Latvia  
6% Lithuania

Rounded results. Shares below 5% not shown.



# Most Responsive Votes for France by France Network

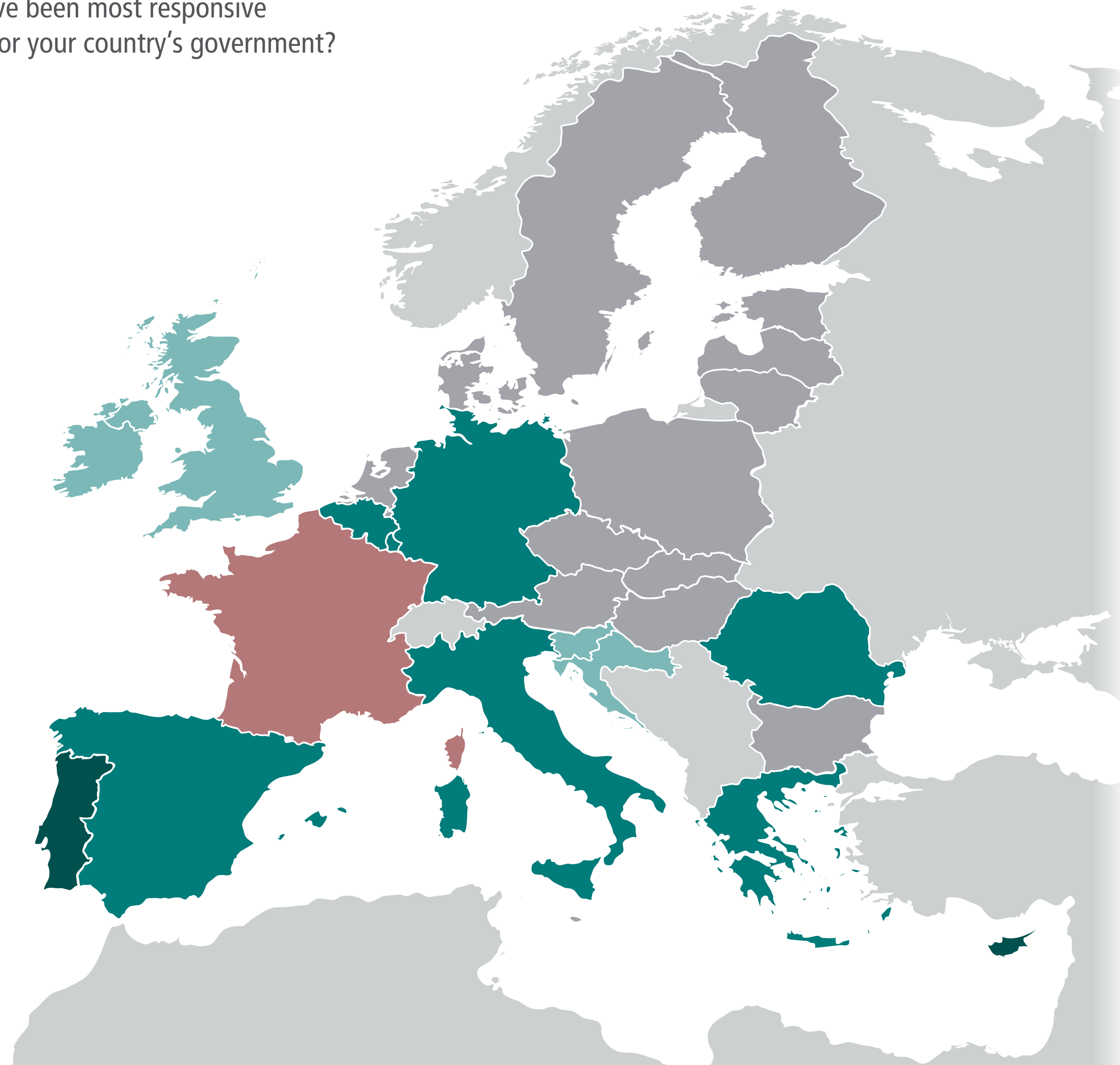
**Q3** "Which EU member states have been most responsive and are easiest to work with for your country's government? (select up to five)"

EU	<	<input type="radio"/>	Affluent Seven	<	>
Big Six	<	>	Southern Seven	<	>
Founding Six	<	>	Visegrád Four	<	>

---

Austria	<	>	<input type="radio"/>	Italy	<	>	<input type="radio"/>
Belgium	<	>	<input type="radio"/>	Latvia	<	>	<input type="radio"/>
Bulgaria	<	>	<input type="radio"/>	Lithuania	<	>	<input type="radio"/>
Croatia	<	>	<input type="radio"/>	Luxembourg	<	>	<input type="radio"/>
Cyprus	<	>	<input type="radio"/>	Malta	<	>	<input type="radio"/>
Czech R.	<	>	<input type="radio"/>	Netherlands	<	>	<input type="radio"/>
Denmark	<	>	<input type="radio"/>	Poland	<	>	<input type="radio"/>
Estonia	<	>	<input type="radio"/>	Portugal	<	>	<input type="radio"/>
Finland	<	>	<input type="radio"/>	Romania	<	>	<input type="radio"/>
<b>France</b>	<	>	<input checked="" type="radio"/>	Slovakia	<	>	<input type="radio"/>
Germany	<	>	<input type="radio"/>	Slovenia	<	>	<input type="radio"/>
Greece	<	>	<input type="radio"/>	Spain	<	>	<input type="radio"/>
Hungary	<	>	<input type="radio"/>	Sweden	<	>	<input type="radio"/>
Ireland	<	>	<input type="radio"/>	UK	<	>	<input type="radio"/>

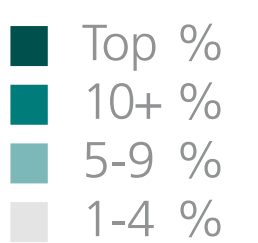
- Preferences Overview
- Most Contacted
- Shared Interests
- Most Responsive**
- Most Disappointing
- Commitment to Deeper Integration



Of 2742 votes by 774 respondents, France received 212 (7.7%)

14%	Southern 7	Share of votes by group
11%	Big 6	
11%	Founding 6	
5%	Affluent 7	
1%	Visegrád 4	

22%	Cyprus	Share of votes by country
22%	Portugal	
21%	Italy	
21%	Spain	
19%	Greece	
16%	Belgium	
16%	Germany	
14%	Romania	
13%	Luxembourg	
9%	UK	
8%	Ireland	
5%	Croatia	
5%	Slovenia	
4%	Bulgaria	
4%	Denmark	
4%	Netherlands	
3%	Malta	
3%	Slovakia	
2%	Sweden	
1%	Czech Rep.	
1%	Estonia	
1%	Lithuania	



Rounded results. 0% shares not shown.

# Most Responsive Votes for France by France Network

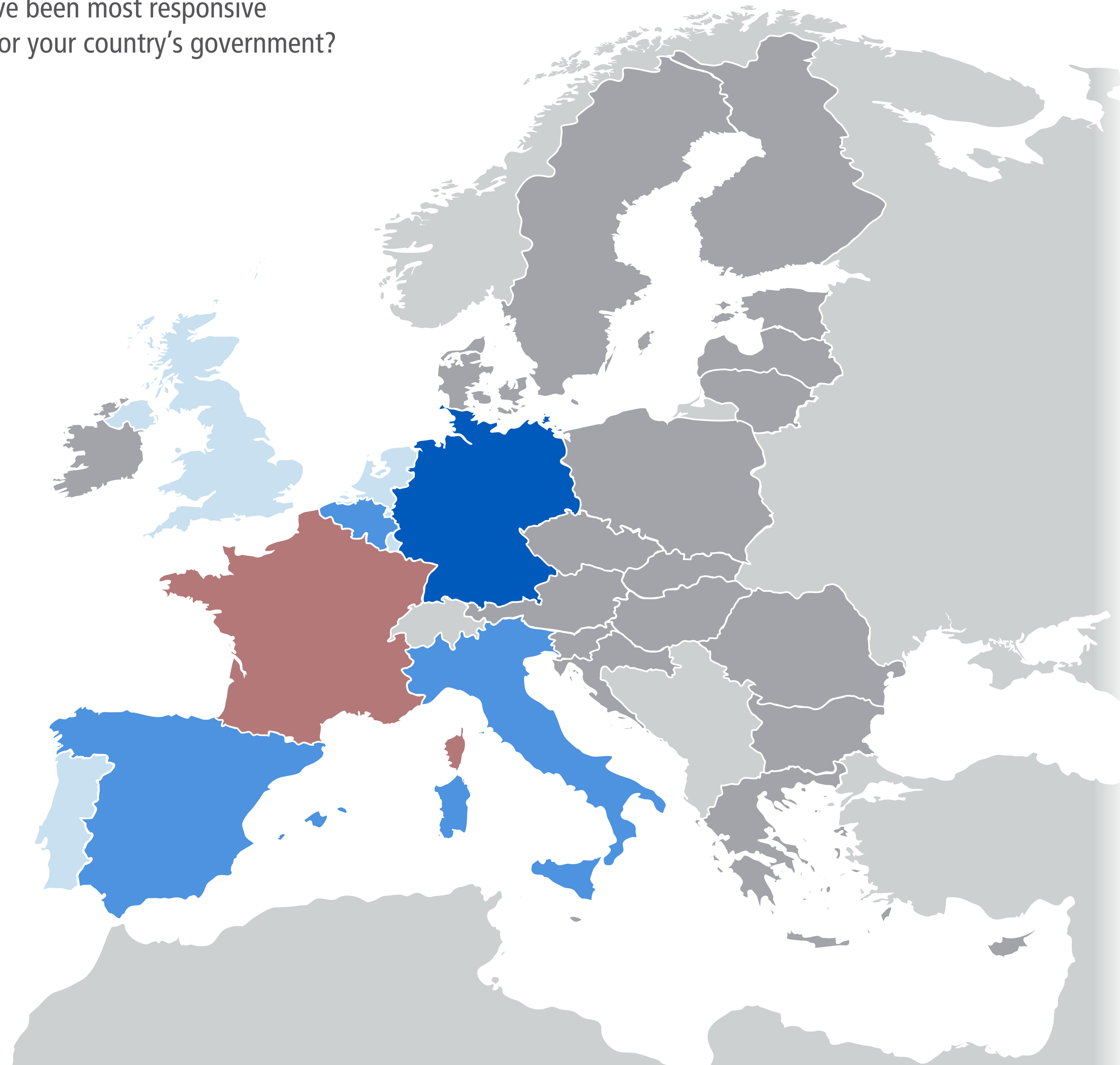
**Q3** "Which EU member states have been most responsive and are easiest to work with for your country's government? (select up to five)"

EU	<	<input type="radio"/>	Affluent Seven	<	>
Big Six	<	>	Southern Seven	<	>
Founding Six	<	>	Visegrád Four	<	>

---

Austria	<	>	<input type="radio"/>	Italy	<	>	<input type="radio"/>
Belgium	<	>	<input type="radio"/>	Latvia	<	>	<input type="radio"/>
Bulgaria	<	>	<input type="radio"/>	Lithuania	<	>	<input type="radio"/>
Croatia	<	>	<input type="radio"/>	Luxembourg	<	>	<input type="radio"/>
Cyprus	<	>	<input type="radio"/>	Malta	<	>	<input type="radio"/>
Czech R.	<	>	<input type="radio"/>	Netherlands	<	>	<input type="radio"/>
Denmark	<	>	<input type="radio"/>	Poland	<	>	<input type="radio"/>
Estonia	<	>	<input type="radio"/>	Portugal	<	>	<input type="radio"/>
Finland	<	>	<input type="radio"/>	Romania	<	>	<input type="radio"/>
<b>France</b>	<	<input checked="" type="radio"/>	>	Slovakia	<	>	<input type="radio"/>
Germany	<	>	<input type="radio"/>	Slovenia	<	>	<input type="radio"/>
Greece	<	>	<input type="radio"/>	Spain	<	>	<input type="radio"/>
Hungary	<	>	<input type="radio"/>	Sweden	<	>	<input type="radio"/>
Ireland	<	>	<input type="radio"/>	UK	<	>	<input type="radio"/>

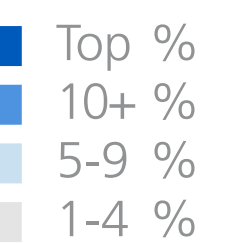
- Preferences Overview
- Most Contacted
- Shared Interests
- Most Responsive**
- Most Disappointing
- Commitment to Deeper Integration



Of 192 votes by 52 respondents, Germany received the most: 40

56%	Founding 6	Share of votes for group
53%	Big 6	
36%	Southern 7	
30%	Affluent 7	
2%	Visegrád 4	

21%	Germany	Share of votes for country
16%	Spain	
13%	Belgium	
11%	Italy	
7%	Portugal	
5%	Luxembourg	
5%	Netherlands	
5%	UK	
3%	Estonia	
2%	Austria	
2%	Finland	
2%	Greece	
2%	Sweden	
1%	Czech Rep.	
1%	Denmark	
1%	Ireland	
1%	Latvia	
1%	Lithuania	
1%	Poland	
1%	Romania	
1%	Slovakia	
1%	Slovenia	



Rounded results. 0% shares not shown.



# Most Responsive Votes for France by France Network

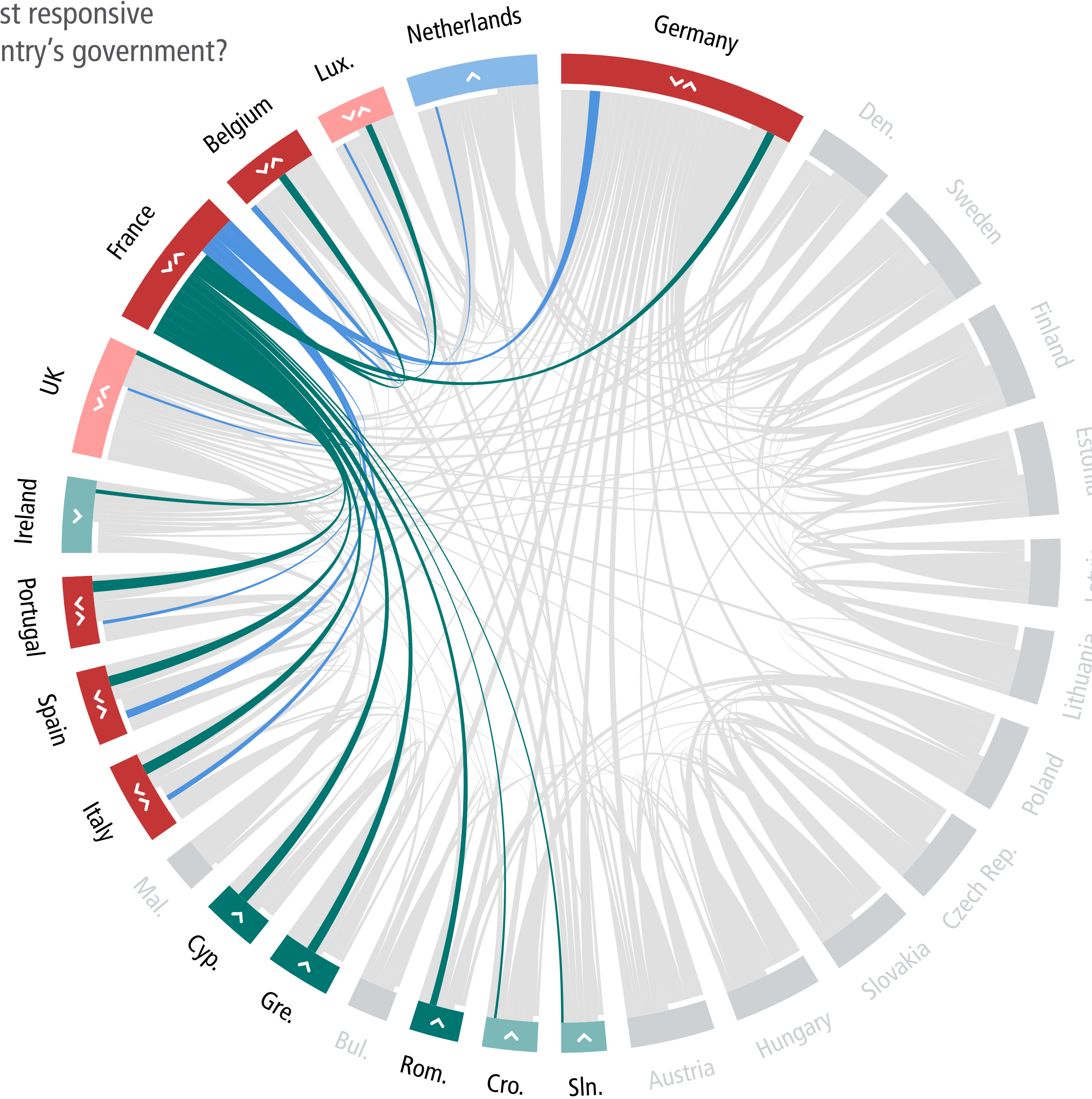
**Q3** "Which EU member states have been most responsive and are easiest to work with for your country's government? (select up to five)"

EU	<	○	Affluent Seven	<	>
Big Six	<	>	Southern Seven	<	>
Founding Six	<	>	Visegrád Four	<	>

---

Austria	<	>	○	Italy	<	>	○
Belgium	<	>	○	Latvia	<	>	○
Bulgaria	<	>	○	Lithuania	<	>	○
Croatia	<	>	○	Luxembourg	<	>	○
Cyprus	<	>	○	Malta	<	>	○
Czech R.	<	>	○	Netherlands	<	>	○
Denmark	<	>	○	Poland	<	>	○
Estonia	<	>	○	Portugal	<	>	○
Finland	<	>	○	Romania	<	>	○
<b>France</b>	<	>	●	Slovakia	<	>	○
Germany	<	>	○	Slovenia	<	>	○
Greece	<	>	○	Spain	<	>	○
Hungary	<	>	○	Sweden	<	>	○
Ireland	<	>	○	UK	<	>	○

- Preferences Overview
- Most Contacted
- Shared Interests
- Most Responsive**
- Most Disappointing
- Commitment to Deeper Integration



**Shared votes**

stronger share	weaker share
Fra 21%	Ger 16%
Spa 21%	Fra 16%
Ita 21%	Fra 11%
Bel 16%	Fra 13%
Por 22%	Fra 7%
Lux 13%	Fra 5%
UK 9%	Fra 5%

**Lopsided votes**

Only sending to	Only receiving from
5% Netherlands	22% Cyprus
	19% Greece
	14% Romania
	8% Ireland
	5% Croatia
	5% Slovenia

Rounded results. Shares below 5% not shown.

# Most Responsive Votes for Germany by Germany Network

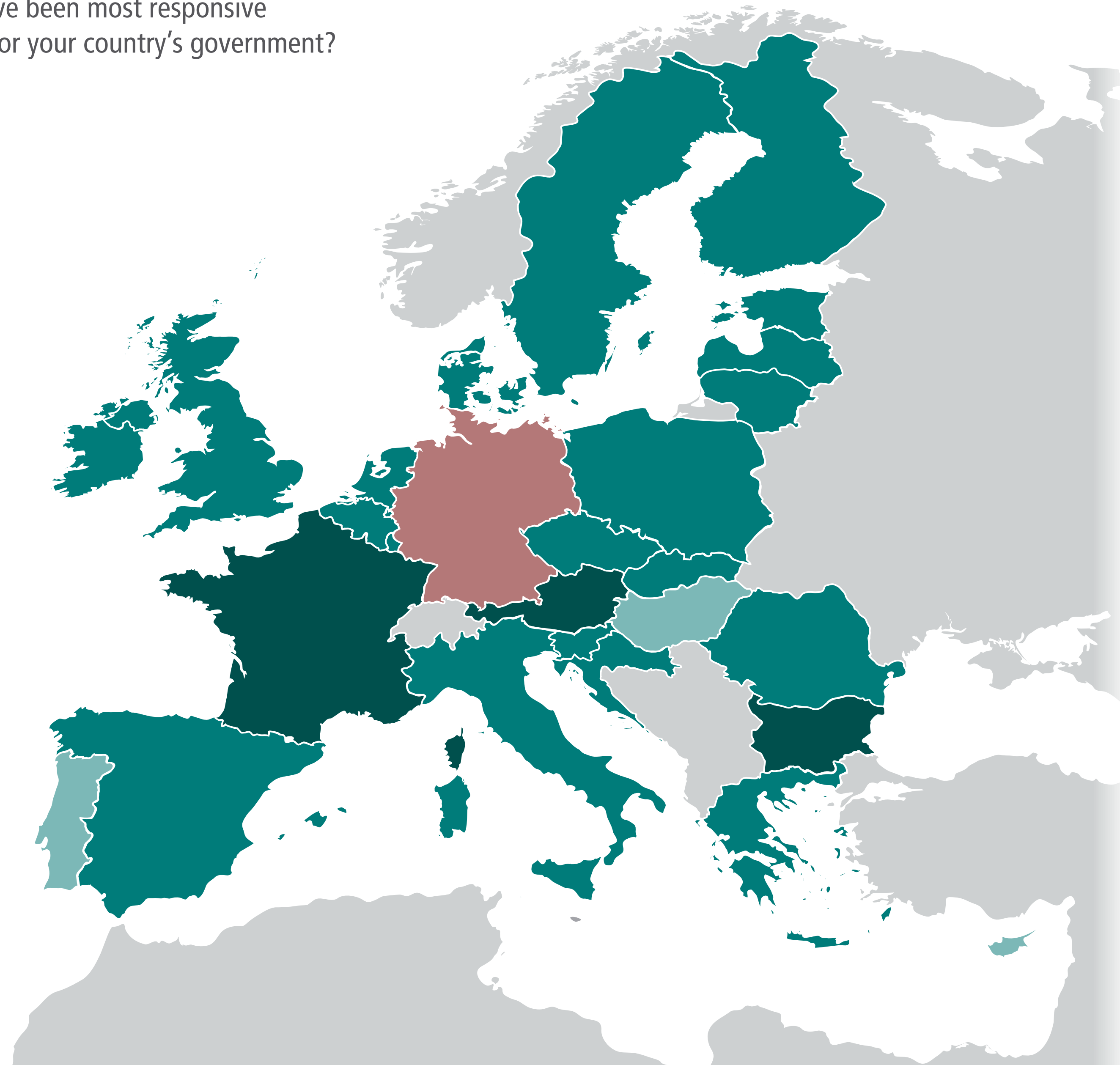
**Q3** "Which EU member states have been most responsive and are easiest to work with for your country's government? (select up to five)"

Of 2742 votes by 774 respondents, Germany received 390 (14.2%)

- EU  Affluent Seven
- Big Six  Southern Seven
- Founding Six  Visegrád Four

- |   |                                   |
|---|-----------------------------------|
| Austria <input type="radio"/>                   | Italy <input type="radio"/>       |
| Belgium <input type="radio"/>                   | Latvia <input type="radio"/>      |
| Bulgaria <input type="radio"/>                  | Lithuania <input type="radio"/>   |
| Croatia <input type="radio"/>                   | Luxembourg <input type="radio"/>  |
| Cyprus <input type="radio"/>                    | Malta <input type="radio"/>       |
| Czech R. <input type="radio"/>                  | Netherlands <input type="radio"/> |
| Denmark <input type="radio"/>                   | Poland <input type="radio"/>      |
| Estonia <input type="radio"/>                   | Portugal <input type="radio"/>    |
| Finland <input type="radio"/>                   | Romania <input type="radio"/>     |
| France <input type="radio"/>                    | Slovakia <input type="radio"/>    |
| <b>Germany <input checked="" type="radio"/></b> | Slovenia <input type="radio"/>    |
| Greece <input type="radio"/>                    | Spain <input type="radio"/>       |
| Hungary <input type="radio"/>                   | Sweden <input type="radio"/>      |
| Ireland <input type="radio"/>                   | UK <input type="radio"/>          |

- Preferences Overview
- Most Contacted
- Shared Interests
- Most Responsive**
- Most Disappointing
- Commitment to Deeper Integration



19%	Affluent 7	Share of votes by group
14%	Founding 6	
14%	Southern 7	
12%	Big 6	
12%	Visegrád 4	

21%	Austria	Share of votes by country
21%	Bulgaria	
21%	France	
20%	Belgium	
20%	Denmark	
20%	Finland	
19%	Luxembourg	
19%	Netherlands	
17%	Slovenia	
17%	Sweden	
16%	Croatia	
16%	Latvia	
16%	Romania	
15%	Slovakia	
15%	Spain	
14%	Czech Rep.	
14%	Italy	
13%	Greece	
13%	Ireland	
12%	Estonia	
11%	Lithuania	
11%	Poland	
11%	UK	
9%	Portugal	
5%	Cyprus	
5%	Hungary	
3%	Malta	

Rounded results. 0% shares not shown.



# Most Responsive Votes for Germany by Germany Network

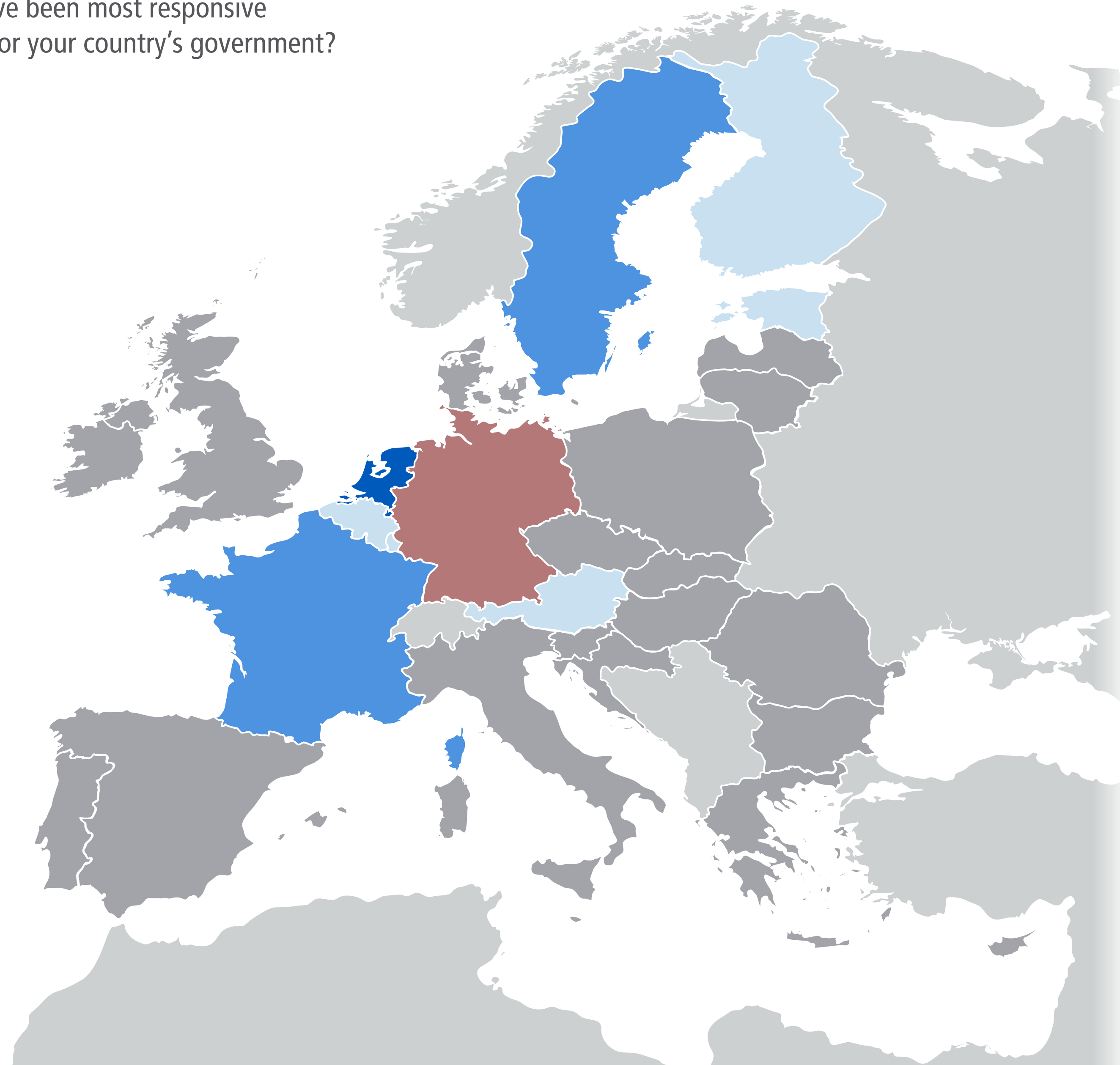
**Q3** "Which EU member states have been most responsive and are easiest to work with for your country's government? (select up to five)"

EU	<	<input type="radio"/>	Affluent Seven	<	>
Big Six	<	>	Southern Seven	<	>
Founding Six	<	>	Visegrád Four	<	>

---

Austria	<	>	<input type="radio"/>	Italy	<	>	<input type="radio"/>
Belgium	<	>	<input type="radio"/>	Latvia	<	>	<input type="radio"/>
Bulgaria	<	>	<input type="radio"/>	Lithuania	<	>	<input type="radio"/>
Croatia	<	>	<input type="radio"/>	Luxembourg	<	>	<input type="radio"/>
Cyprus	<	>	<input type="radio"/>	Malta	<	>	<input type="radio"/>
Czech R.	<	>	<input type="radio"/>	Netherlands	<	>	<input type="radio"/>
Denmark	<	>	<input type="radio"/>	Poland	<	>	<input type="radio"/>
Estonia	<	>	<input type="radio"/>	Portugal	<	>	<input type="radio"/>
Finland	<	>	<input type="radio"/>	Romania	<	>	<input type="radio"/>
France	<	>	<input type="radio"/>	Slovakia	<	>	<input type="radio"/>
<b>Germany</b>	<	>	<input checked="" type="radio"/>	Slovenia	<	>	<input type="radio"/>
Greece	<	>	<input type="radio"/>	Spain	<	>	<input type="radio"/>
Hungary	<	>	<input type="radio"/>	Sweden	<	>	<input type="radio"/>
Ireland	<	>	<input type="radio"/>	UK	<	>	<input type="radio"/>

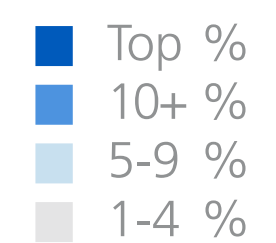
- Preferences Overview
- Most Contacted
- Shared Interests
- Most Responsive**
- Most Disappointing
- Commitment to Deeper Integration



Of 202 votes by 56 respondents, Netherlands received the most: 39

65%	Affluent 7	Share of votes for group
51%	Founding 6	
21%	Big 6	
21%	Southern 7	

19%	Netherlands	Share of votes for country
16%	France	
11%	Sweden	
9%	Finland	
8%	Austria	
7%	Belgium	
7%	Luxembourg	
5%	Estonia	
3%	Denmark	
2%	Ireland	
2%	UK	
1%	Italy	
1%	Latvia	
1%	Lithuania	
1%	Portugal	
1%	Spain	



Rounded results. 0% shares not shown.

# Most Responsive Votes for Germany by Germany Network

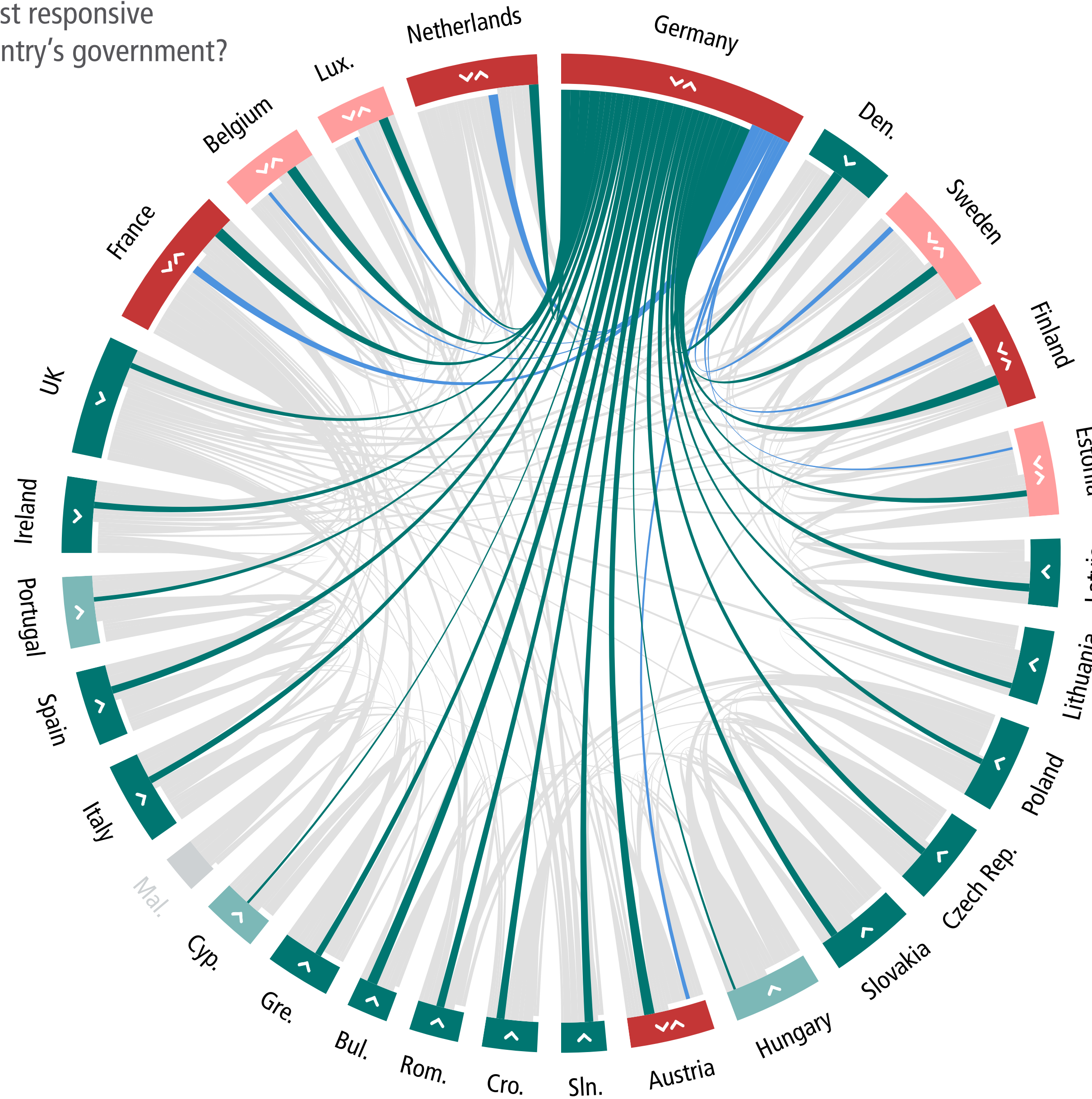
**Q3** "Which EU member states have been most responsive and are easiest to work with for your country's government? (select up to five)"

EU	<	○	Affluent Seven	<	>
Big Six	<	>	Southern Seven	<	>
Founding Six	<	>	Visegrád Four	<	>

Austria	<	>	○	Italy	<	>	○
Belgium	<	>	○	Latvia	<	>	○
Bulgaria	<	>	○	Lithuania	<	>	○
Croatia	<	>	○	Luxembourg	<	>	○
Cyprus	<	>	○	Malta	<	>	○
Czech R.	<	>	○	Netherlands	<	>	○
Denmark	<	>	○	Poland	<	>	○
Estonia	<	>	○	Portugal	<	>	○
Finland	<	>	○	Romania	<	>	○
France	<	>	○	Slovakia	<	>	○
<b>Germany</b>	<	>	●	Slovenia	<	>	○
Greece	<	>	○	Spain	<	>	○
Hungary	<	>	○	Sweden	<	>	○
Ireland	<	>	○	UK	<	>	○

- Preferences Overview
- Most Contacted
- Shared Interests
- Most Responsive**
- Most Disappointing
- Commitment to Deeper Integration



**Shared votes**

stronger share	weaker share
Ger 19%	Net 19%
Fra 21%	Ger 16%
Aut 21%	Ger 8%
Fin 20%	Ger 9%
Swe 17%	Ger 11%
Bel 20%	Ger 7%
Lux 19%	Ger 7%
Est 12%	Ger 5%

**Lopsided votes**

**Only receiving from**

21%	Bulgaria
20%	Denmark
17%	Slovenia
16%	Croatia
16%	Latvia
16%	Romania
15%	Slovakia
15%	Spain
14%	Czech Rep.
14%	Italy
13%	Greece
13%	Ireland
11%	Lithuania
11%	Poland
11%	UK
9%	Portugal
5%	Cyprus
5%	Hungary

Rounded results. Shares below 5% not shown.



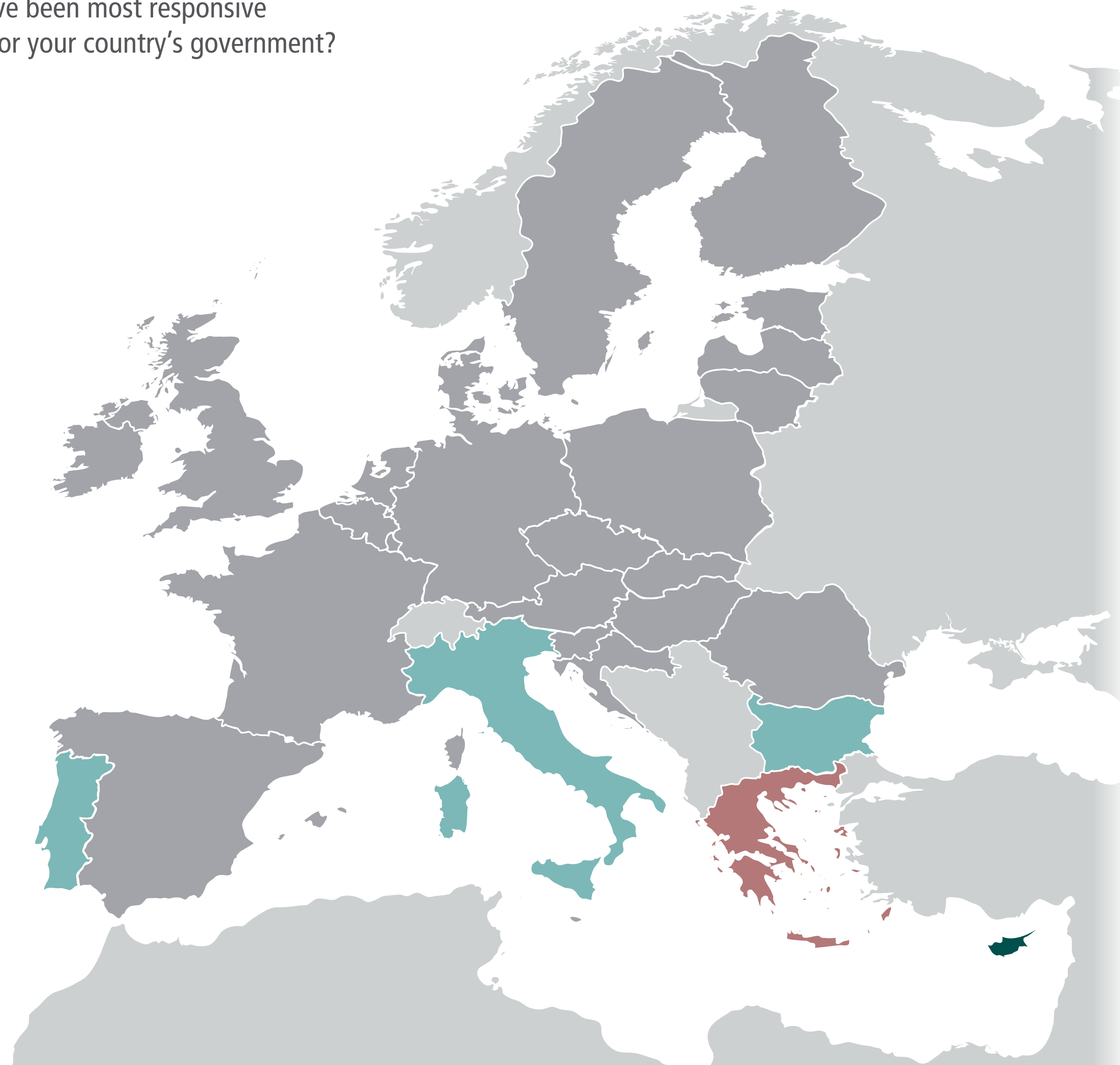
# Most Responsive Votes for Greece by Greece Network

**Q3** "Which EU member states have been most responsive and are easiest to work with for your country's government? (select up to five)"

- EU  Affluent Seven
- Big Six  Southern Seven
- Founding Six  Visegrád Four

- |  |                                   |
|--|-----------------------------------|
| Austria <input type="radio"/>                  | Italy <input type="radio"/>       |
| Belgium <input type="radio"/>                  | Latvia <input type="radio"/>      |
| Bulgaria <input type="radio"/>                 | Lithuania <input type="radio"/>   |
| Croatia <input type="radio"/>                  | Luxembourg <input type="radio"/>  |
| Cyprus <input type="radio"/>                   | Malta <input type="radio"/>       |
| Czech R. <input type="radio"/>                 | Netherlands <input type="radio"/> |
| Denmark <input type="radio"/>                  | Poland <input type="radio"/>      |
| Estonia <input type="radio"/>                  | Portugal <input type="radio"/>    |
| Finland <input type="radio"/>                  | Romania <input type="radio"/>     |
| France <input type="radio"/>                   | Slovakia <input type="radio"/>    |
| Germany <input type="radio"/>                  | Slovenia <input type="radio"/>    |
| <b>Greece <input checked="" type="radio"/></b> | Spain <input type="radio"/>       |
| Hungary <input type="radio"/>                  | Sweden <input type="radio"/>      |
| Ireland <input type="radio"/>                  | UK <input type="radio"/>          |

- Preferences Overview
- Most Contacted
- Shared Interests
- Most Responsive**
- Most Disappointing
- Commitment to Deeper Integration



Of 2742 votes by 774 respondents, Greece received 51 (1.9%)

5% Southern 7  
2% Big 6  
2% Founding 6

Share of votes by group

24% Cyprus  
8% Italy  
7% Bulgaria  
5% Portugal  
3% Malta  
2% France  
2% Romania  
2% Spain

Share of votes by country

■ Top %  
■ 10+ %  
■ 5-9 %  
■ 1-4 %

Rounded results. 0% shares not shown.

# Most Responsive Votes for Greece by Greece Network

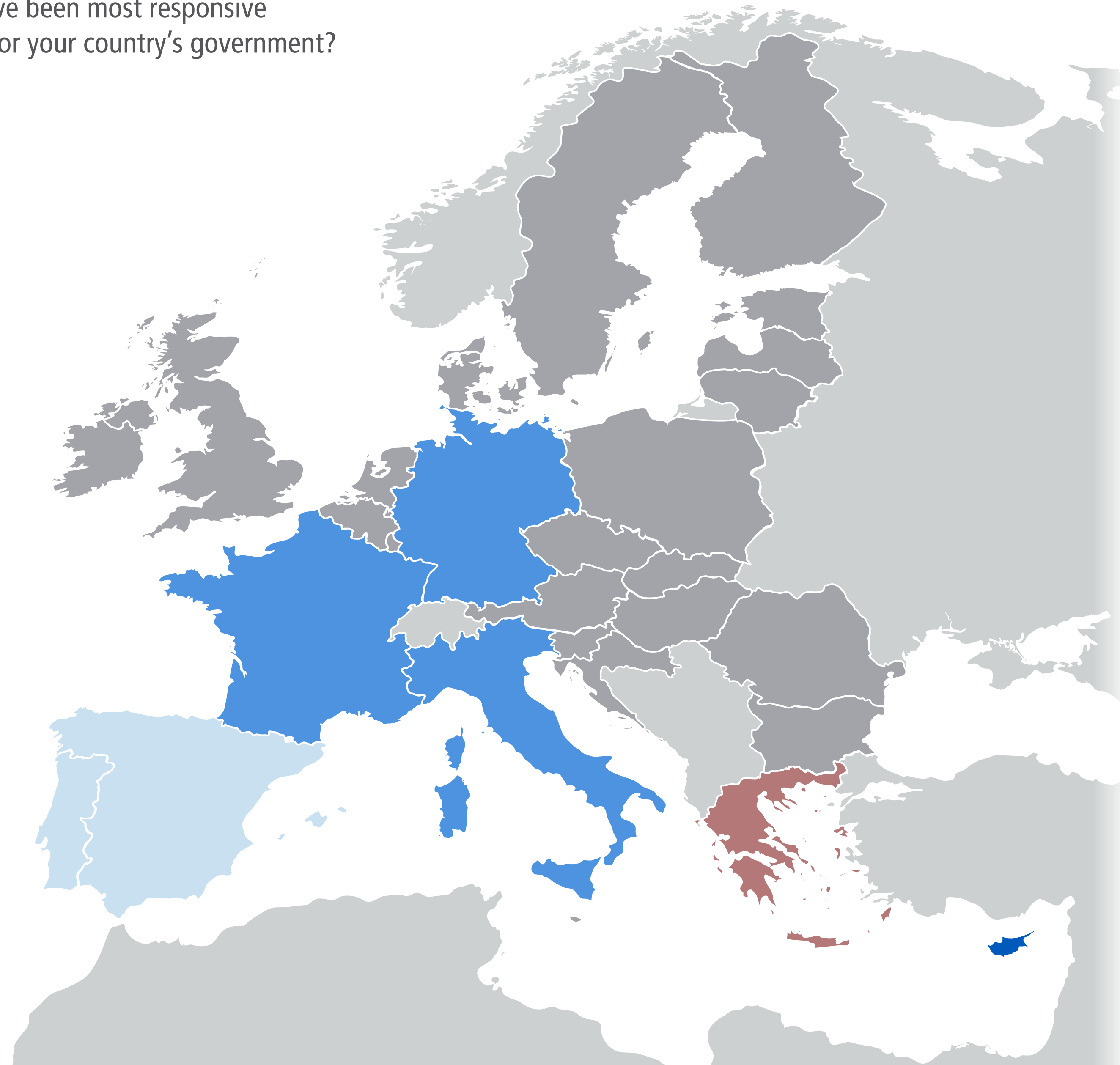
**Q3** "Which EU member states have been most responsive and are easiest to work with for your country's government? (select up to five)"

EU	<	<input type="radio"/>	Affluent Seven	<	>
Big Six	<	>	Southern Seven	<	>
Founding Six	<	>	Visegrád Four	<	>

---

Austria	<	>	<input type="radio"/>	Italy	<	>	<input type="radio"/>
Belgium	<	>	<input type="radio"/>	Latvia	<	>	<input type="radio"/>
Bulgaria	<	>	<input type="radio"/>	Lithuania	<	>	<input type="radio"/>
Croatia	<	>	<input type="radio"/>	Luxembourg	<	>	<input type="radio"/>
Cyprus	<	>	<input type="radio"/>	Malta	<	>	<input type="radio"/>
Czech R.	<	>	<input type="radio"/>	Netherlands	<	>	<input type="radio"/>
Denmark	<	>	<input type="radio"/>	Poland	<	>	<input type="radio"/>
Estonia	<	>	<input type="radio"/>	Portugal	<	>	<input type="radio"/>
Finland	<	>	<input type="radio"/>	Romania	<	>	<input type="radio"/>
France	<	>	<input type="radio"/>	Slovakia	<	>	<input type="radio"/>
Germany	<	>	<input type="radio"/>	Slovenia	<	>	<input type="radio"/>
<b>Greece</b>	<	>	<input checked="" type="radio"/>	Spain	<	>	<input type="radio"/>
Hungary	<	>	<input type="radio"/>	Sweden	<	>	<input type="radio"/>
Ireland	<	>	<input type="radio"/>	UK	<	>	<input type="radio"/>

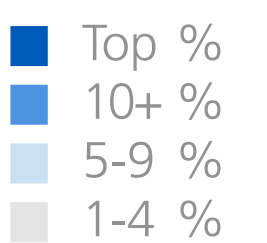
- Preferences Overview
- Most Contacted
- Shared Interests
- Most Responsive**
- Most Disappointing
- Commitment to Deeper Integration



Of 47 votes by 12 respondents, Cyprus received the most: 11

70%	Southern 7	Share of votes for group
53%	Big 6	
49%	Founding 6	
6%	Affluent 7	

23%	Cyprus	Share of votes for country
19%	France	
13%	Germany	
13%	Italy	
6%	Portugal	
6%	Spain	
4%	Bulgaria	
2%	Finland	
2%	Ireland	
2%	Luxembourg	
2%	Malta	
2%	Netherlands	
2%	Romania	
2%	UK	



Rounded results. 0% shares not shown.



# Most Responsive Votes for Greece by Greece Network

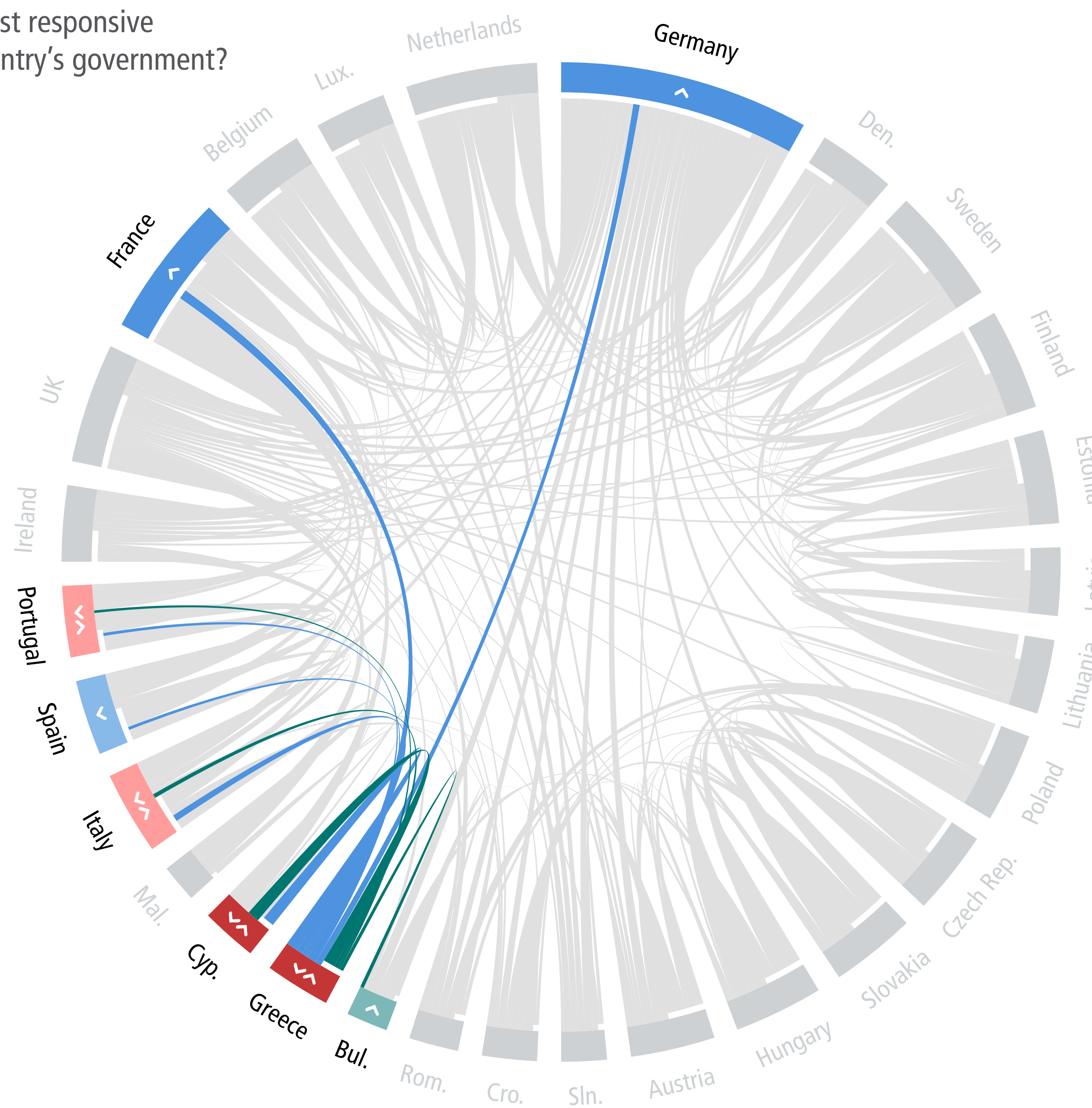
**Q3** "Which EU member states have been most responsive and are easiest to work with for your country's government? (select up to five)"

EU	<	○	Affluent Seven	<	>
Big Six	<	>	Southern Seven	<	>
Founding Six	<	>	Visegrád Four	<	>

---

Austria	<	>	○	Italy	<	>	○
Belgium	<	>	○	Latvia	<	>	○
Bulgaria	<	>	○	Lithuania	<	>	○
Croatia	<	>	○	Luxembourg	<	>	○
Cyprus	<	>	○	Malta	<	>	○
Czech R.	<	>	○	Netherlands	<	>	○
Denmark	<	>	○	Poland	<	>	○
Estonia	<	>	○	Portugal	<	>	○
Finland	<	>	○	Romania	<	>	○
France	<	>	○	Slovakia	<	>	○
Germany	<	>	○	Slovenia	<	>	○
<b>Greece</b>	<	>	●	Spain	<	>	○
Hungary	<	>	○	Sweden	<	>	○
Ireland	<	>	○	UK	<	>	○

- Preferences Overview
- Most Contacted
- Shared Interests
- Most Responsive**
- Most Disappointing
- Commitment to Deeper Integration



**Shared votes**

stronger share    weaker share

■ Cyp24%    ● Gre 23%    ●  
■ Gre 13%    ● Ita 8%    ●  
■ Gre 6%    ● Por 5%    ●

---

**Lopsided votes**

▶ Only sending to

19% ■ France  
13% ■ Germany  
6% ■ Spain

◀ Only receiving from

7% ■ Bulgaria

Rounded results. Shares below 5% not shown.

# Most Responsive Votes for Hungary by Hungary Network

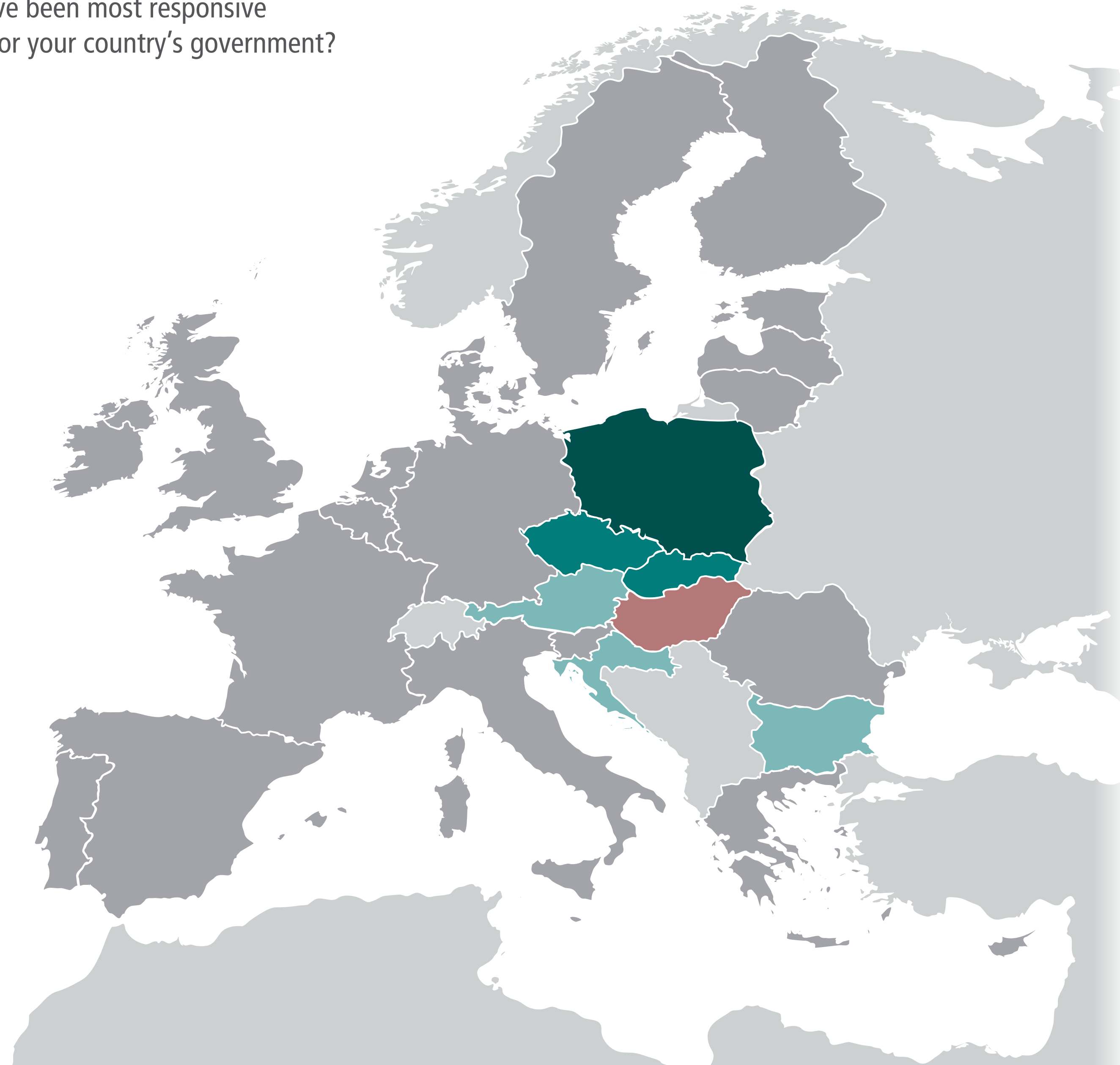
**Q3** "Which EU member states have been most responsive and are easiest to work with for your country's government? (select up to five)"

EU	<	<input type="radio"/>	Affluent Seven	<	>
Big Six	<	>	Southern Seven	<	>
Founding Six	<	>	Visegrád Four	<	>

---

Austria	<	>	<input type="radio"/>	Italy	<	>	<input type="radio"/>
Belgium	<	>	<input type="radio"/>	Latvia	<	>	<input type="radio"/>
Bulgaria	<	>	<input type="radio"/>	Lithuania	<	>	<input type="radio"/>
Croatia	<	>	<input type="radio"/>	Luxembourg	<	>	<input type="radio"/>
Cyprus	<	>	<input type="radio"/>	Malta	<	>	<input type="radio"/>
Czech R.	<	>	<input type="radio"/>	Netherlands	<	>	<input type="radio"/>
Denmark	<	>	<input type="radio"/>	Poland	<	>	<input type="radio"/>
Estonia	<	>	<input type="radio"/>	Portugal	<	>	<input type="radio"/>
Finland	<	>	<input type="radio"/>	Romania	<	>	<input type="radio"/>
France	<	>	<input type="radio"/>	Slovakia	<	>	<input type="radio"/>
Germany	<	>	<input type="radio"/>	Slovenia	<	>	<input type="radio"/>
Greece	<	>	<input type="radio"/>	Spain	<	>	<input type="radio"/>
<b>Hungary</b>	<	>	<input checked="" type="radio"/>	Sweden	<	>	<input type="radio"/>
Ireland	<	>	<input type="radio"/>	UK	<	>	<input type="radio"/>

- Preferences Overview
- Most Contacted
- Shared Interests
- Most Responsive**
- Most Disappointing
- Commitment to Deeper Integration



Of 2742 votes by 774 respondents, Hungary received 90 (3.3%)

18% Visegrád 4  
4% Big 6  
1% Affluent 7

Share of votes by group

31% Poland  
15% Slovakia  
12% Czech Rep.  
9% Croatia  
8% Bulgaria  
6% Austria  
3% Malta  
3% Romania  
1% Estonia  
1% Italy  
1% Latvia  
1% Slovenia

Share of votes by country

■ Top %  
■ 10+ %  
■ 5-9 %  
■ 1-4 %

Rounded results. 0% shares not shown.



# Most Responsive Votes for Hungary by Hungary Network

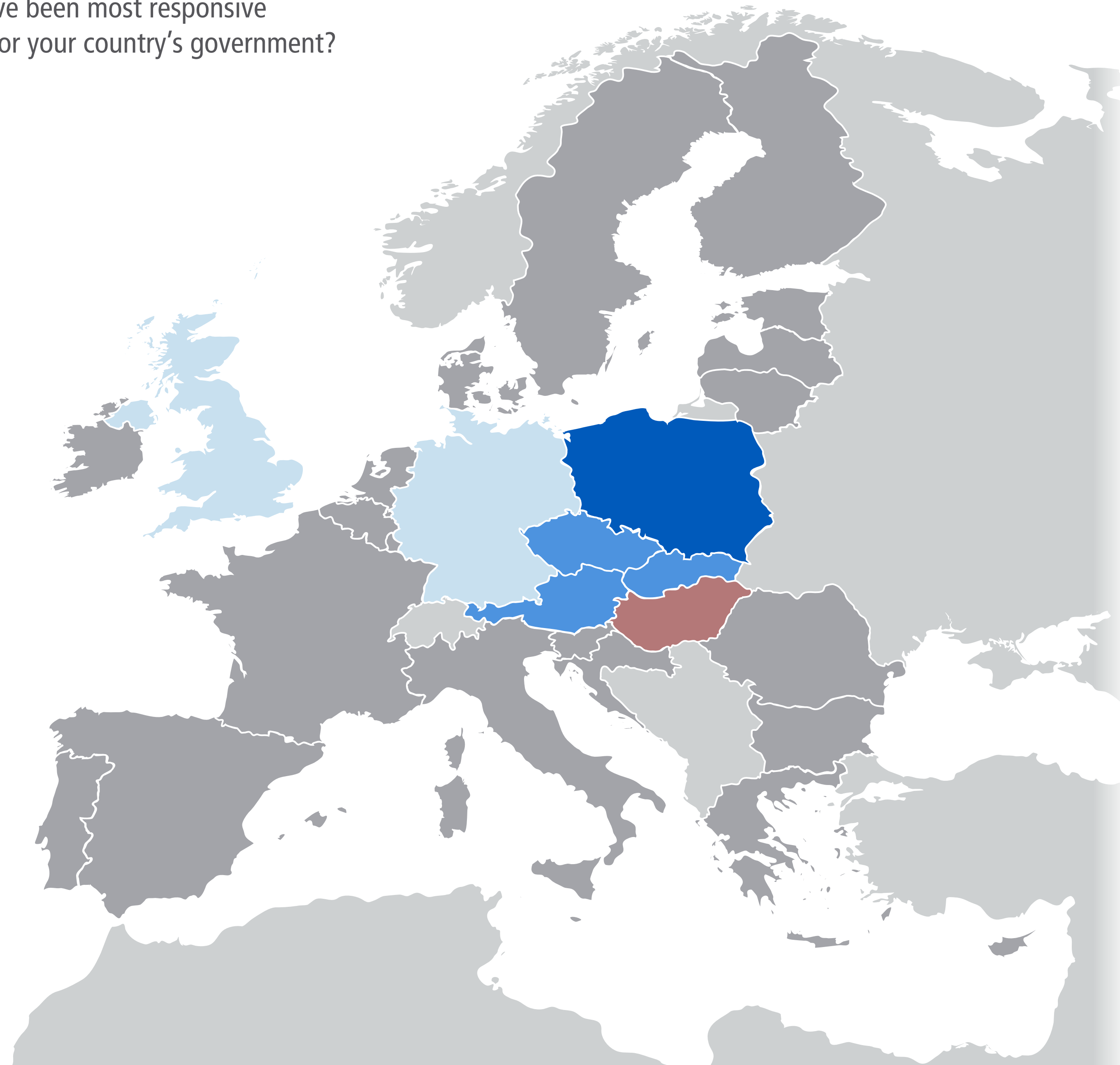
**Q3** "Which EU member states have been most responsive and are easiest to work with for your country's government? (select up to five)"

EU	<	<input type="radio"/>	Affluent Seven	<	>
Big Six	<	>	Southern Seven	<	>
Founding Six	<	>	Visegrád Four	<	>

---

Austria	<	>	<input type="radio"/>	Italy	<	>	<input type="radio"/>
Belgium	<	>	<input type="radio"/>	Latvia	<	>	<input type="radio"/>
Bulgaria	<	>	<input type="radio"/>	Lithuania	<	>	<input type="radio"/>
Croatia	<	>	<input type="radio"/>	Luxembourg	<	>	<input type="radio"/>
Cyprus	<	>	<input type="radio"/>	Malta	<	>	<input type="radio"/>
Czech R.	<	>	<input type="radio"/>	Netherlands	<	>	<input type="radio"/>
Denmark	<	>	<input type="radio"/>	Poland	<	>	<input type="radio"/>
Estonia	<	>	<input type="radio"/>	Portugal	<	>	<input type="radio"/>
Finland	<	>	<input type="radio"/>	Romania	<	>	<input type="radio"/>
France	<	>	<input type="radio"/>	Slovakia	<	>	<input type="radio"/>
Germany	<	>	<input type="radio"/>	Slovenia	<	>	<input type="radio"/>
Greece	<	>	<input type="radio"/>	Spain	<	>	<input type="radio"/>
<b>Hungary</b>	<	>	<input checked="" type="radio"/>	Sweden	<	>	<input type="radio"/>
Ireland	<	>	<input type="radio"/>	UK	<	>	<input type="radio"/>

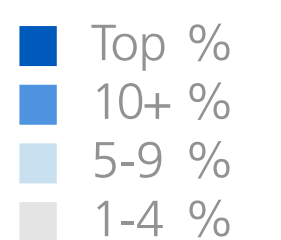
- Preferences Overview
- Most Contacted
- Shared Interests
- Most Responsive**
- Most Disappointing
- Commitment to Deeper Integration



Of 62 votes by 20 respondents, Poland received the most: 19

68%	Visegrád 4	Share of votes for group
42%	Big 6	
11%	Affluent 7	
6%	Founding 6	
2%	Southern 7	

31%	Poland	Share of votes for country
19%	Slovakia	
18%	Czech Rep.	
10%	Austria	
5%	Germany	
5%	UK	
3%	Bulgaria	
3%	Slovenia	
2%	Croatia	
2%	Denmark	
2%	Italy	
2%	Lithuania	



Rounded results. 0% shares not shown.

# Most Responsive Votes for Hungary by Hungary Network

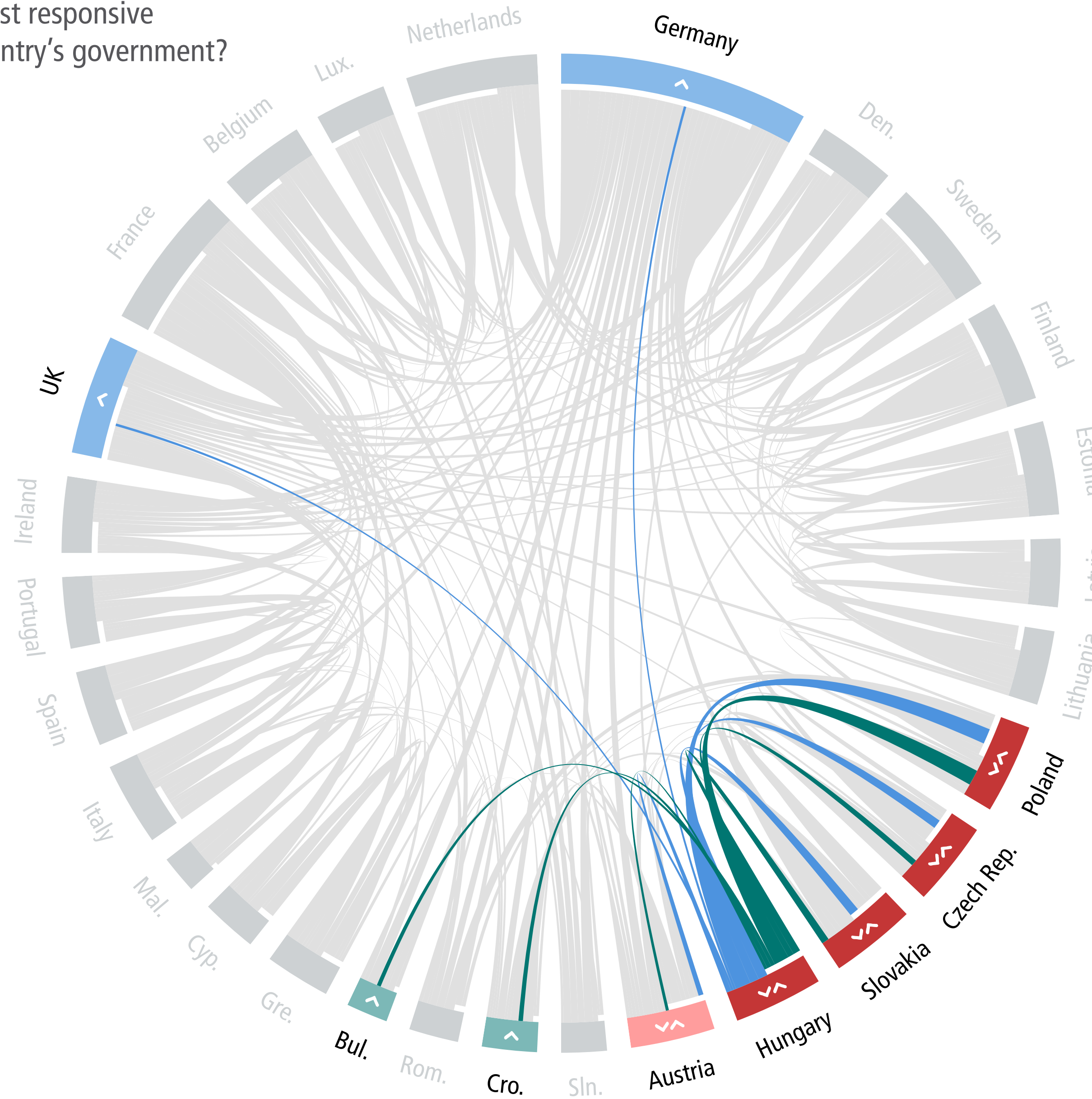
**Q3** "Which EU member states have been most responsive and are easiest to work with for your country's government? (select up to five)"

EU	<	○	Affluent Seven	<	>
Big Six	<	>	Southern Seven	<	>
Founding Six	<	>	Visegrád Four	<	>

---

Austria	<	>	○	Italy	<	>	○
Belgium	<	>	○	Latvia	<	>	○
Bulgaria	<	>	○	Lithuania	<	>	○
Croatia	<	>	○	Luxembourg	<	>	○
Cyprus	<	>	○	Malta	<	>	○
Czech R.	<	>	○	Netherlands	<	>	○
Denmark	<	>	○	Poland	<	>	○
Estonia	<	>	○	Portugal	<	>	○
Finland	<	>	○	Romania	<	>	○
France	<	>	○	Slovakia	<	>	○
Germany	<	>	○	Slovenia	<	>	○
Greece	<	>	○	Spain	<	>	○
<b>Hungary</b>	<	>	●	Sweden	<	>	○
Ireland	<	>	○	UK	<	>	○

- Preferences Overview
- Most Contacted
- Shared Interests
- Most Responsive**
- Most Disappointing
- Commitment to Deeper Integration



**Shared votes**

stronger share      weaker share

- Hun31%    ● Pol 31%
- Hun19%    ● Slk 15%
- Hun18%    ● Cze 12%
- Hun10%    ● Aut 6%

**Lopsided votes**

Only sending to

- 5%    Germany
- 5%    UK

Only receiving from

- 9%    Croatia
- 8%    Bulgaria

Rounded results. Shares below 5% not shown.



# Most Responsive Votes for Ireland by Ireland Network

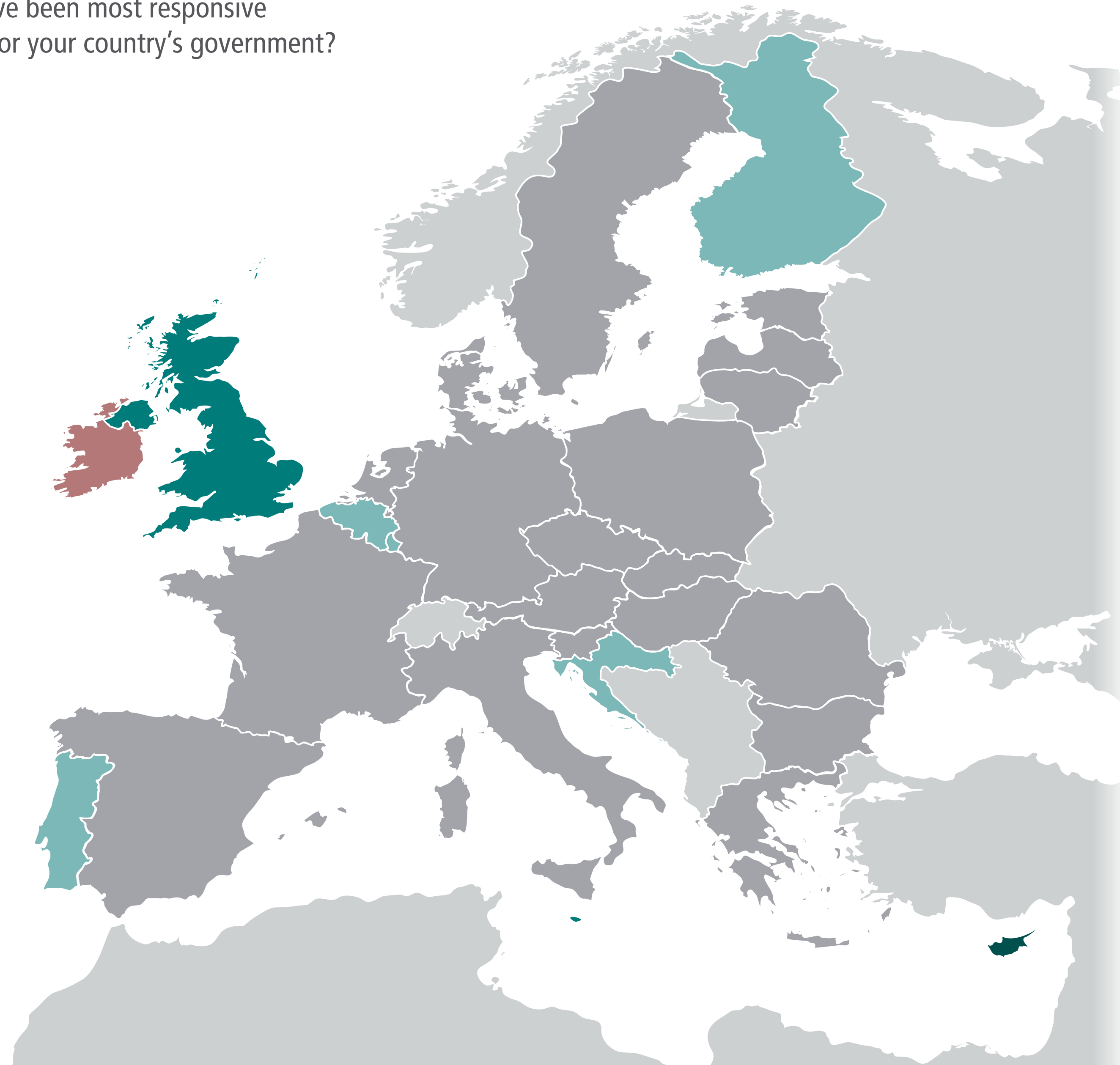
**Q3** "Which EU member states have been most responsive and are easiest to work with for your country's government? (select up to five)"

EU	<	○	Affluent Seven	<	>
Big Six	<	>	Southern Seven	<	>
Founding Six	<	>	Visegrád Four	<	>

---

Austria	<	>	○	Italy	<	>	○
Belgium	<	>	○	Latvia	<	>	○
Bulgaria	<	>	○	Lithuania	<	>	○
Croatia	<	>	○	Luxembourg	<	>	○
Cyprus	<	>	○	Malta	<	>	○
Czech R.	<	>	○	Netherlands	<	>	○
Denmark	<	>	○	Poland	<	>	○
Estonia	<	>	○	Portugal	<	>	○
Finland	<	>	○	Romania	<	>	○
France	<	>	○	Slovakia	<	>	○
Germany	<	>	○	Slovenia	<	>	○
Greece	<	>	○	Spain	<	>	○
Hungary	<	>	○	Sweden	<	>	○
Ireland	<	>	■	UK	<	>	○

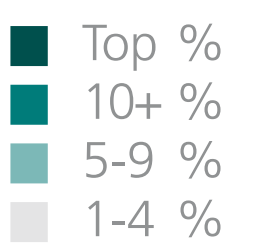
- Preferences Overview
- Most Contacted
- Shared Interests
- Most Responsive**
- Most Disappointing
- Commitment to Deeper Integration



Of 2742 votes by 774 respondents, Ireland received 77 (2.8%)

4%	Affluent 7	Share of votes by group
3%	Big 6	
3%	Founding 6	
3%	Southern 7	
1%	Visegrád 4	

14%	Cyprus	Share of votes by country
12%	Malta	
10%	UK	
6%	Luxembourg	
5%	Belgium	
5%	Croatia	
5%	Finland	
5%	Portugal	
4%	Austria	
3%	Denmark	
3%	Latvia	
3%	Netherlands	
3%	Slovenia	
2%	Estonia	
2%	Germany	
2%	Greece	
2%	Spain	
2%	Sweden	
1%	Bulgaria	
1%	France	
1%	Italy	
1%	Lithuania	
1%	Poland	
1%	Slovakia	



Rounded results. 0% shares not shown.

# Most Responsive Votes for Ireland by Ireland Network

**Q3** "Which EU member states have been most responsive and are easiest to work with for your country's government? (select up to five)"

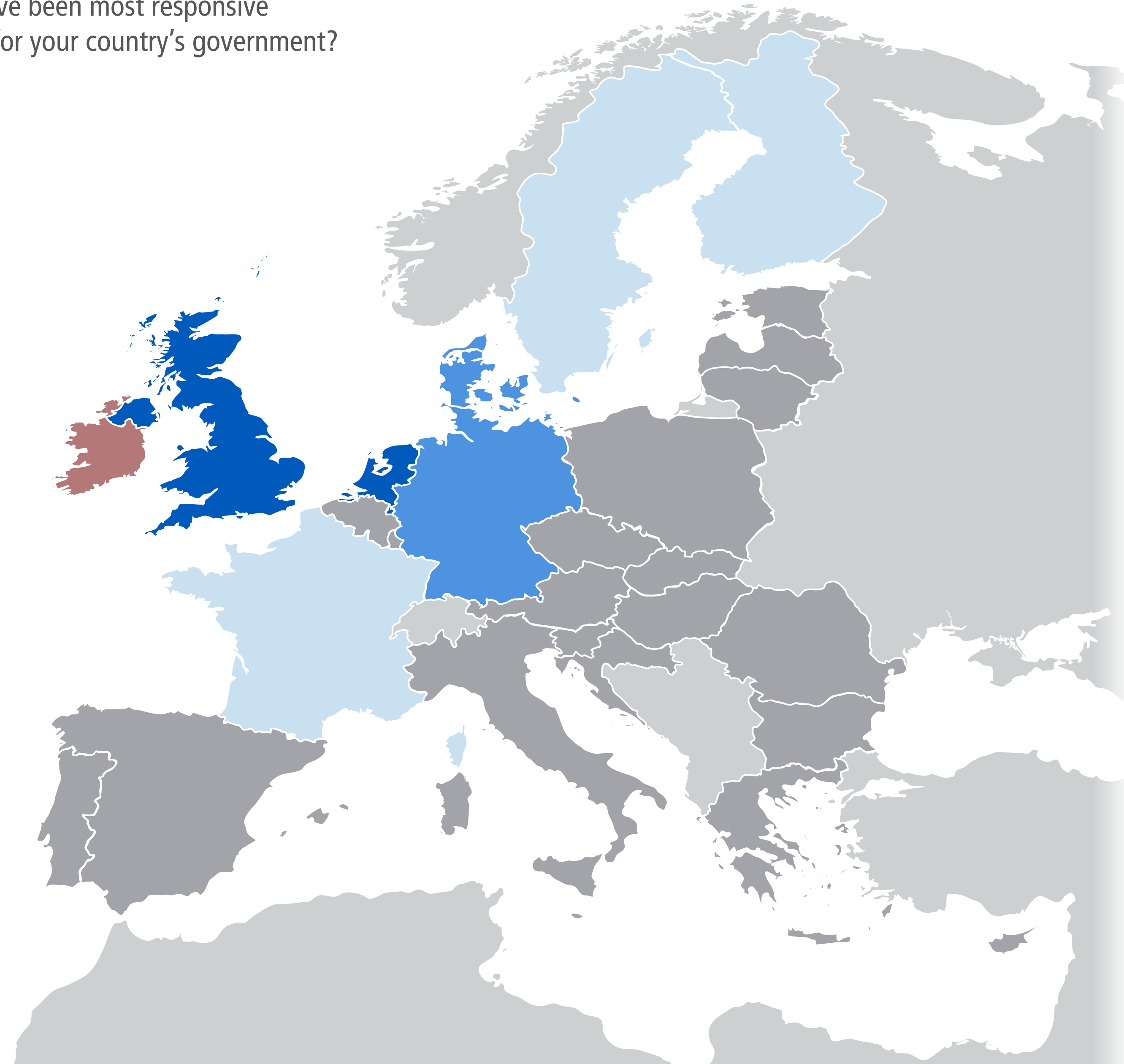
Of 143 votes by 35 respondents, Netherlands received the most: 24

EU	<	<input type="radio"/>	Affluent Seven	<	>
Big Six	<	>	Southern Seven	<	>
Founding Six	<	>	Visegrád Four	<	>

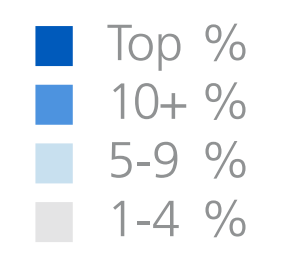
---

Austria	<	>	<input type="radio"/>	Italy	<	>	<input type="radio"/>
Belgium	<	>	<input type="radio"/>	Latvia	<	>	<input type="radio"/>
Bulgaria	<	>	<input type="radio"/>	Lithuania	<	>	<input type="radio"/>
Croatia	<	>	<input type="radio"/>	Luxembourg	<	>	<input type="radio"/>
Cyprus	<	>	<input type="radio"/>	Malta	<	>	<input type="radio"/>
Czech R.	<	>	<input type="radio"/>	Netherlands	<	>	<input type="radio"/>
Denmark	<	>	<input type="radio"/>	Poland	<	>	<input type="radio"/>
Estonia	<	>	<input type="radio"/>	Portugal	<	>	<input type="radio"/>
Finland	<	>	<input type="radio"/>	Romania	<	>	<input type="radio"/>
France	<	>	<input type="radio"/>	Slovakia	<	>	<input type="radio"/>
Germany	<	>	<input type="radio"/>	Slovenia	<	>	<input type="radio"/>
Greece	<	>	<input type="radio"/>	Spain	<	>	<input type="radio"/>
Hungary	<	>	<input type="radio"/>	Sweden	<	>	<input type="radio"/>
<b>Ireland</b>	<	>	<input checked="" type="radio"/>	UK	<	>	<input type="radio"/>

- Preferences Overview
- Most Contacted
- Shared Interests
- Most Responsive**
- Most Disappointing
- Commitment to Deeper Integration



Share of votes for group	Group	Share of votes for country	Country
52%	Affluent 7	17%	Netherlands
43%	Founding 6	17%	UK
41%	Big 6	13%	Germany
13%	Southern 7	10%	Denmark
1%	Visegrád 4	9%	Sweden
		8%	Finland
		8%	France
		4%	Austria
		3%	Belgium
		3%	Estonia
		3%	Spain
		2%	Luxembourg
		1%	Italy
		1%	Malta
		1%	Portugal
		1%	Slovakia
		1%	Slovenia



Rounded results. 0% shares not shown.

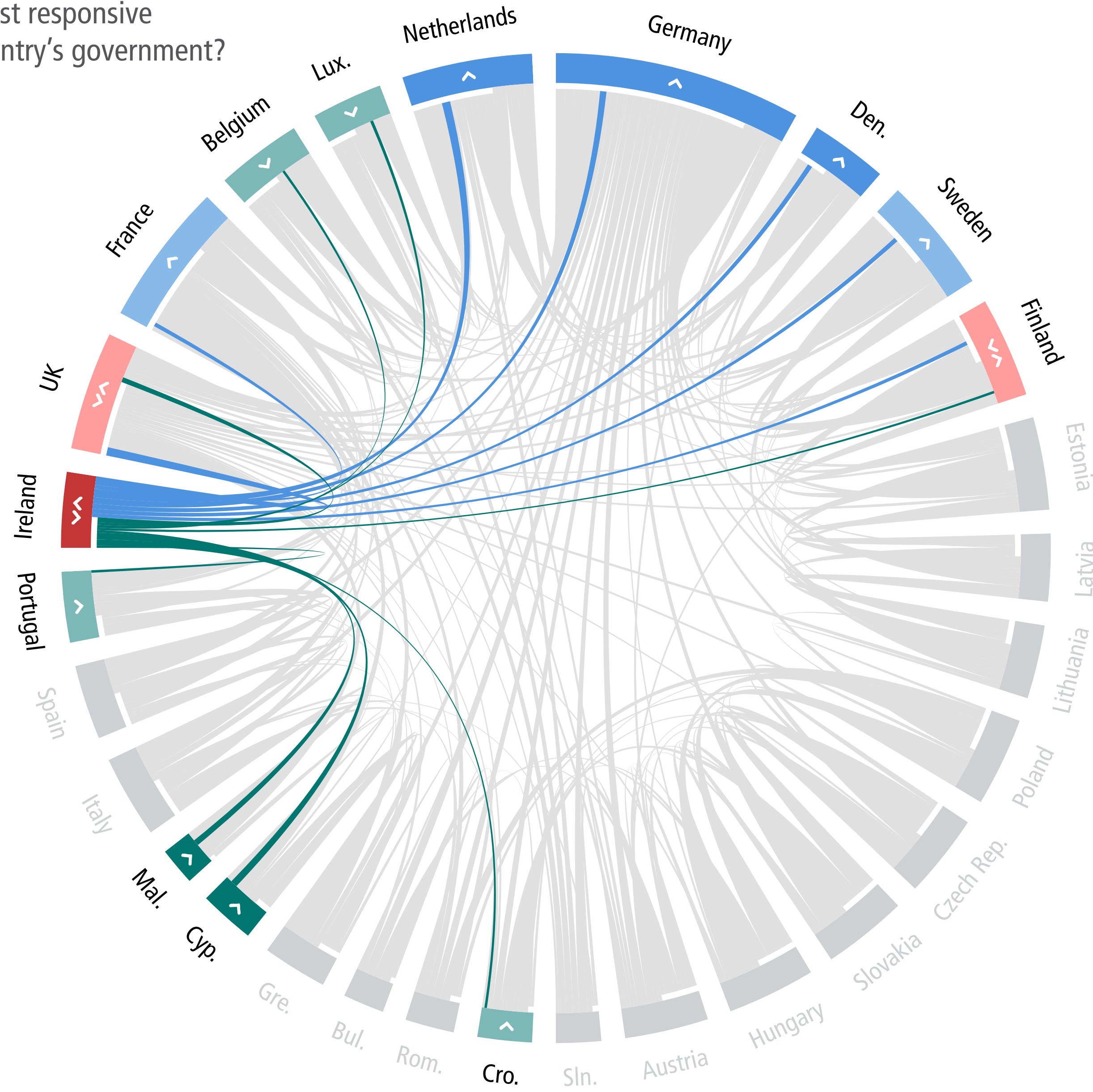


# Most Responsive Votes for Ireland by Ireland Network

**Q3** "Which EU member states have been most responsive and are easiest to work with for your country's government? (select up to five)"

EU	<	<input type="radio"/>	Affluent Seven	<	>		
Big Six	<	>	Southern Seven	<	>		
Founding Six	<	>	Visegrád Four	<	>		
Austria	<	>	<input type="radio"/>	Italy	<	>	<input type="radio"/>
Belgium	<	>	<input type="radio"/>	Latvia	<	>	<input type="radio"/>
Bulgaria	<	>	<input type="radio"/>	Lithuania	<	>	<input type="radio"/>
Croatia	<	>	<input type="radio"/>	Luxembourg	<	>	<input type="radio"/>
Cyprus	<	>	<input type="radio"/>	Malta	<	>	<input type="radio"/>
Czech R.	<	>	<input type="radio"/>	Netherlands	<	>	<input type="radio"/>
Denmark	<	>	<input type="radio"/>	Poland	<	>	<input type="radio"/>
Estonia	<	>	<input type="radio"/>	Portugal	<	>	<input type="radio"/>
Finland	<	>	<input type="radio"/>	Romania	<	>	<input type="radio"/>
France	<	>	<input type="radio"/>	Slovakia	<	>	<input type="radio"/>
Germany	<	>	<input type="radio"/>	Slovenia	<	>	<input type="radio"/>
Greece	<	>	<input type="radio"/>	Spain	<	>	<input type="radio"/>
Hungary	<	>	<input type="radio"/>	Sweden	<	>	<input type="radio"/>
Ireland	<	>	<input checked="" type="radio"/>	UK	<	>	<input type="radio"/>

- Preferences Overview
- Most Contacted
- Shared Interests
- Most Responsive**
- Most Disappointing
- Commitment to Deeper Integration



**Shared votes**

stronger share    weaker share

Ire 17%    UK 10%    ●  
Ire 8%    Fin 5%    ●

**Lopsided votes**

**> Only sending to**

17% Netherlands  
13% Germany  
10% Denmark  
9% Sweden  
8% France

**< Only receiving from**

14% Cyprus  
12% Malta  
6% Luxembourg  
5% Belgium  
5% Croatia  
5% Portugal

Rounded results. Shares below 5% not shown.

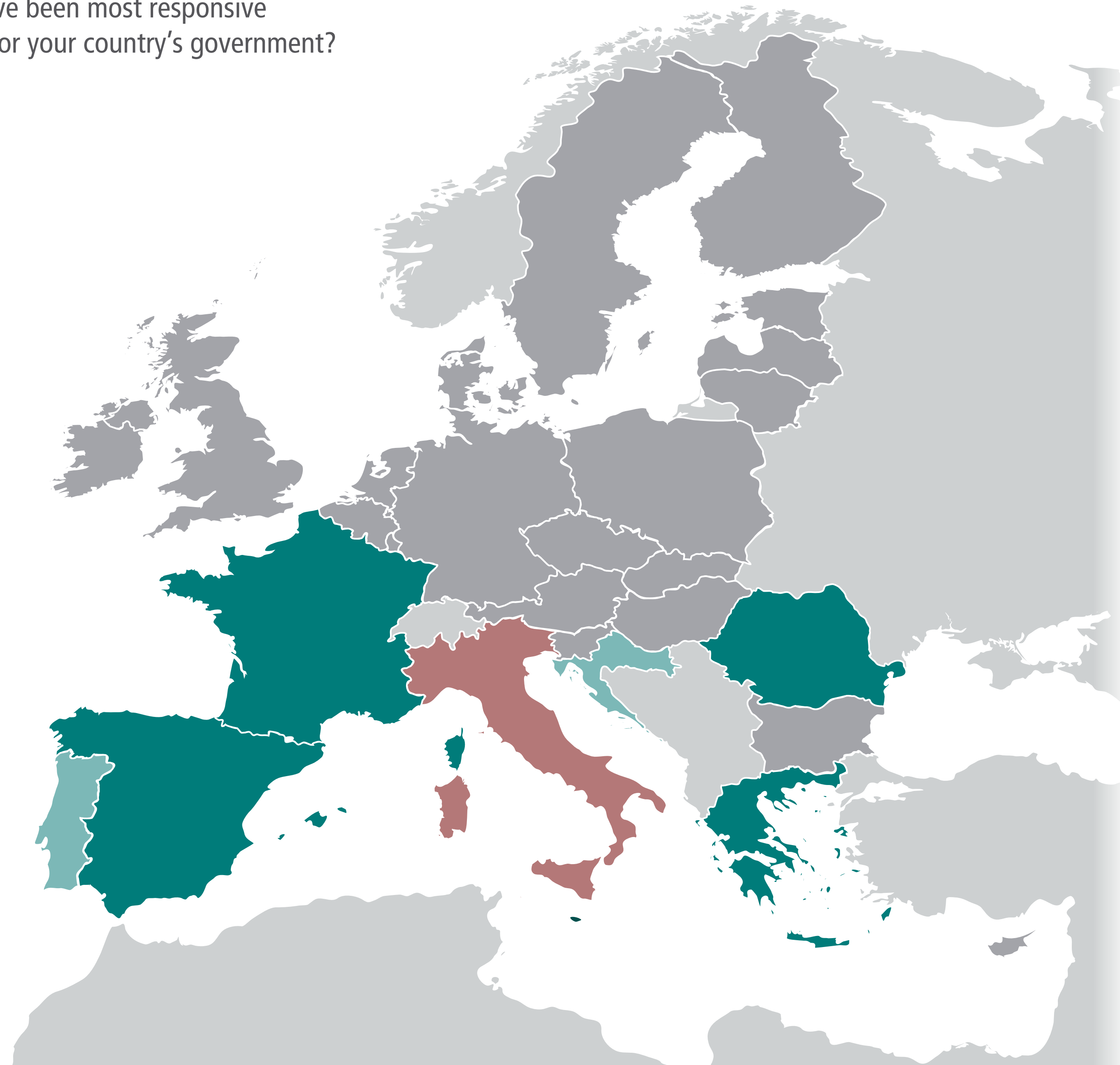
# Most Responsive Votes for Italy by Italy Network

**Q3** "Which EU member states have been most responsive and are easiest to work with for your country's government? (select up to five)"

- EU  Affluent Seven
- Big Six  Southern Seven
- Founding Six  Visegrád Four

- |                                |   |
|--------------------------------|---|
| Austria <input type="radio"/>  | <b>Italy</b> <input checked="" type="radio"/> |
| Belgium <input type="radio"/>  | Latvia <input type="radio"/>                  |
| Bulgaria <input type="radio"/> | Lithuania <input type="radio"/>               |
| Croatia <input type="radio"/>  | Luxembourg <input type="radio"/>              |
| Cyprus <input type="radio"/>   | Malta <input type="radio"/>                   |
| Czech R. <input type="radio"/> | Netherlands <input type="radio"/>             |
| Denmark <input type="radio"/>  | Poland <input type="radio"/>                  |
| Estonia <input type="radio"/>  | Portugal <input type="radio"/>                |
| Finland <input type="radio"/>  | Romania <input type="radio"/>                 |
| France <input type="radio"/>   | Slovakia <input type="radio"/>                |
| Germany <input type="radio"/>  | Slovenia <input type="radio"/>                |
| Greece <input type="radio"/>   | Spain <input type="radio"/>                   |
| Hungary <input type="radio"/>  | Sweden <input type="radio"/>                  |
| Ireland <input type="radio"/>  | UK <input type="radio"/>                      |

- Preferences Overview
- Most Contacted
- Shared Interests
- Most Responsive**
- Most Disappointing
- Commitment to Deeper Integration



Of 2742 votes by 774 respondents, Italy received 93 (3.4%)

9% Southern 7  
5% Big 6  
4% Founding 6  
1% Affluent 7

Share of votes by group

18% Malta  
14% Spain  
13% Greece  
11% France  
10% Romania  
9% Portugal  
5% Croatia  
4% Bulgaria  
3% Belgium  
3% Cyprus  
3% Luxembourg  
2% Hungary  
2% UK  
1% Austria  
1% Germany  
1% Ireland  
1% Slovenia

Share of votes by country

■ Top %  
■ 10+ %  
■ 5-9 %  
■ 1-4 %

Rounded results. 0% shares not shown.



# Most Responsive Votes for Italy by Italy Network


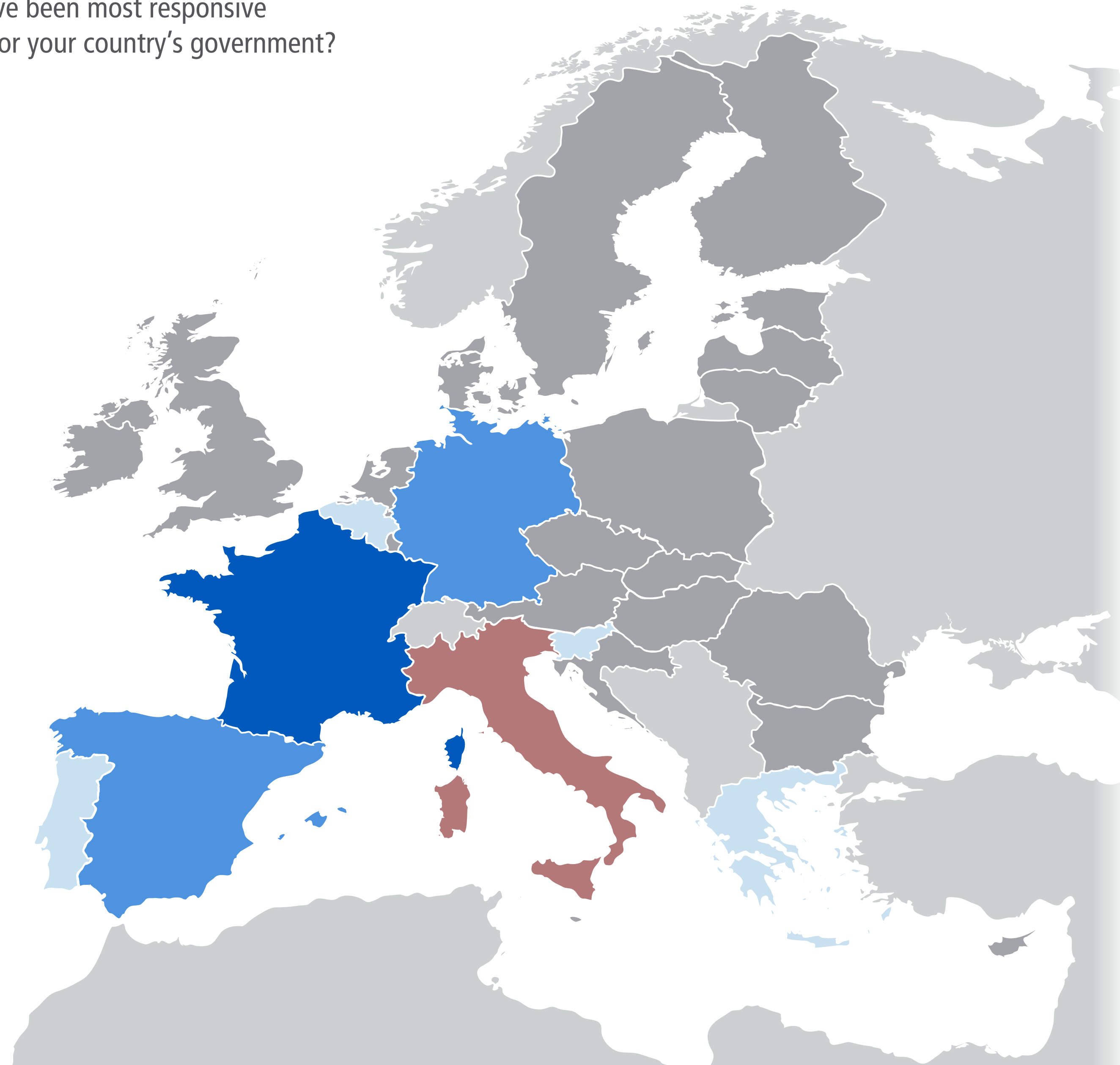
**Q3** "Which EU member states have been most responsive and are easiest to work with for your country's government? (select up to five)"

EU	<	<input type="radio"/>	Affluent Seven	<	>
Big Six	<	>	Southern Seven	<	>
Founding Six	<	>	Visegrád Four	<	>

---

Austria	<	>	<input type="radio"/>	<b>Italy</b>	<	<input checked="" type="checkbox"/>	>	<input type="radio"/>
Belgium	<	>	<input type="radio"/>	Latvia	<	>	<input type="radio"/>	<input type="radio"/>
Bulgaria	<	>	<input type="radio"/>	Lithuania	<	>	<input type="radio"/>	<input type="radio"/>
Croatia	<	>	<input type="radio"/>	Luxembourg	<	>	<input type="radio"/>	<input type="radio"/>
Cyprus	<	>	<input type="radio"/>	Malta	<	>	<input type="radio"/>	<input type="radio"/>
Czech R.	<	>	<input type="radio"/>	Netherlands	<	>	<input type="radio"/>	<input type="radio"/>
Denmark	<	>	<input type="radio"/>	Poland	<	>	<input type="radio"/>	<input type="radio"/>
Estonia	<	>	<input type="radio"/>	Portugal	<	>	<input type="radio"/>	<input type="radio"/>
Finland	<	>	<input type="radio"/>	Romania	<	>	<input type="radio"/>	<input type="radio"/>
France	<	>	<input type="radio"/>	Slovakia	<	>	<input type="radio"/>	<input type="radio"/>
Germany	<	>	<input type="radio"/>	Slovenia	<	>	<input type="radio"/>	<input type="radio"/>
Greece	<	>	<input type="radio"/>	Spain	<	>	<input type="radio"/>	<input type="radio"/>
Hungary	<	>	<input type="radio"/>	Sweden	<	>	<input type="radio"/>	<input type="radio"/>
Ireland	<	>	<input type="radio"/>	UK	<	>	<input type="radio"/>	<input type="radio"/>

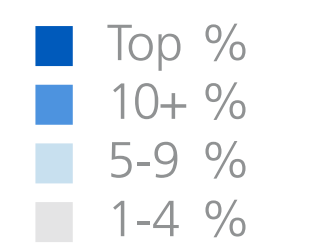
- Preferences Overview
- Most Contacted
- Shared Interests
- Most Responsive**
- Most Disappointing
- Commitment to Deeper Integration



Of 150 votes by 50 respondents, France received the most: 31

55%	Big 6	Share of votes for group
55%	Southern 7	
43%	Founding 6	
14%	Affluent 7	
2%	Visegrád 4	

21%	France	Share of votes for country
17%	Spain	
14%	Germany	
8%	Greece	
7%	Portugal	
6%	Belgium	
5%	Slovenia	
3%	Malta	
3%	Netherlands	
3%	Romania	
3%	UK	
2%	Finland	
2%	Sweden	
1%	Austria	
1%	Bulgaria	
1%	Croatia	
1%	Czech Rep.	
1%	Denmark	
1%	Estonia	
1%	Hungary	
1%	Ireland	
1%	Poland	



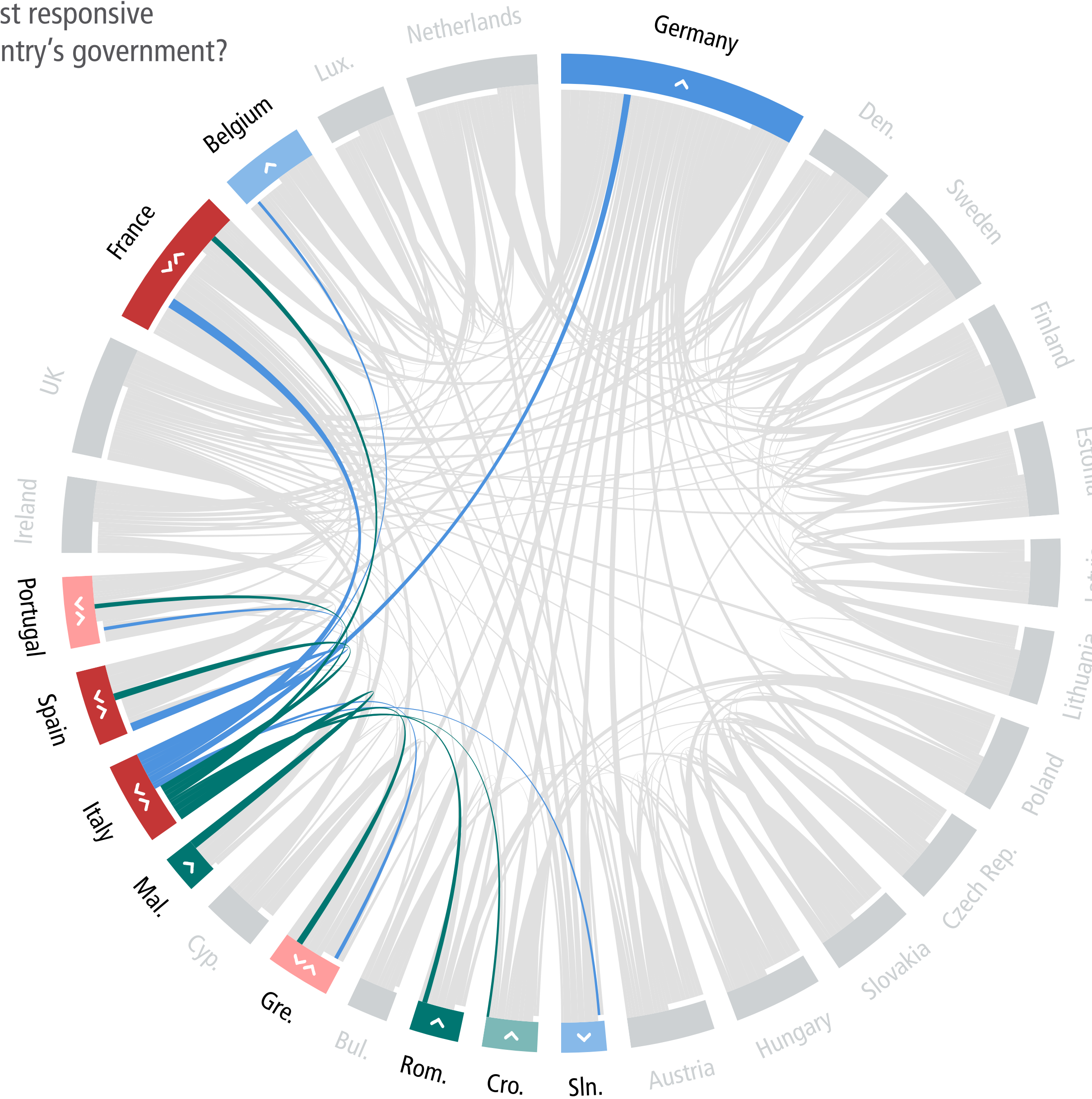
Rounded results. 0% shares not shown.

# Most Responsive Votes for Italy by Italy Network

**Q3** "Which EU member states have been most responsive and are easiest to work with for your country's government? (select up to five)"

EU	<	○	Affluent Seven	<	>		
Big Six	<	>	Southern Seven	<	>		
Founding Six	<	>	Visegrád Four	<	>		
Austria	<	>	○	Italy	<	>	●
Belgium	<	>	○	Latvia	<	>	○
Bulgaria	<	>	○	Lithuania	<	>	○
Croatia	<	>	○	Luxembourg	<	>	○
Cyprus	<	>	○	Malta	<	>	○
Czech R.	<	>	○	Netherlands	<	>	○
Denmark	<	>	○	Poland	<	>	○
Estonia	<	>	○	Portugal	<	>	○
Finland	<	>	○	Romania	<	>	○
France	<	>	○	Slovakia	<	>	○
Germany	<	>	○	Slovenia	<	>	○
Greece	<	>	○	Spain	<	>	○
Hungary	<	>	○	Sweden	<	>	○
Ireland	<	>	○	UK	<	>	○

- Preferences Overview
- Most Contacted
- Shared Interests
- Most Responsive**
- Most Disappointing
- Commitment to Deeper Integration



**Shared votes**

stronger share      weaker share

- Ita 21%
- Ita 17%
- Gre 13%
- Por 9%
- Fra 11%
- Spa 14%
- Ita 8%
- Ita 7%

**Lopsided votes**

**> Only sending to**

- 14% Germany
- 6% Belgium
- 5% Slovenia

**< Only receiving from**

- 18% Malta
- 10% Romania
- 5% Croatia

Rounded results. Shares below 5% not shown.



# Most Responsive Votes for Latvia by Latvia Network

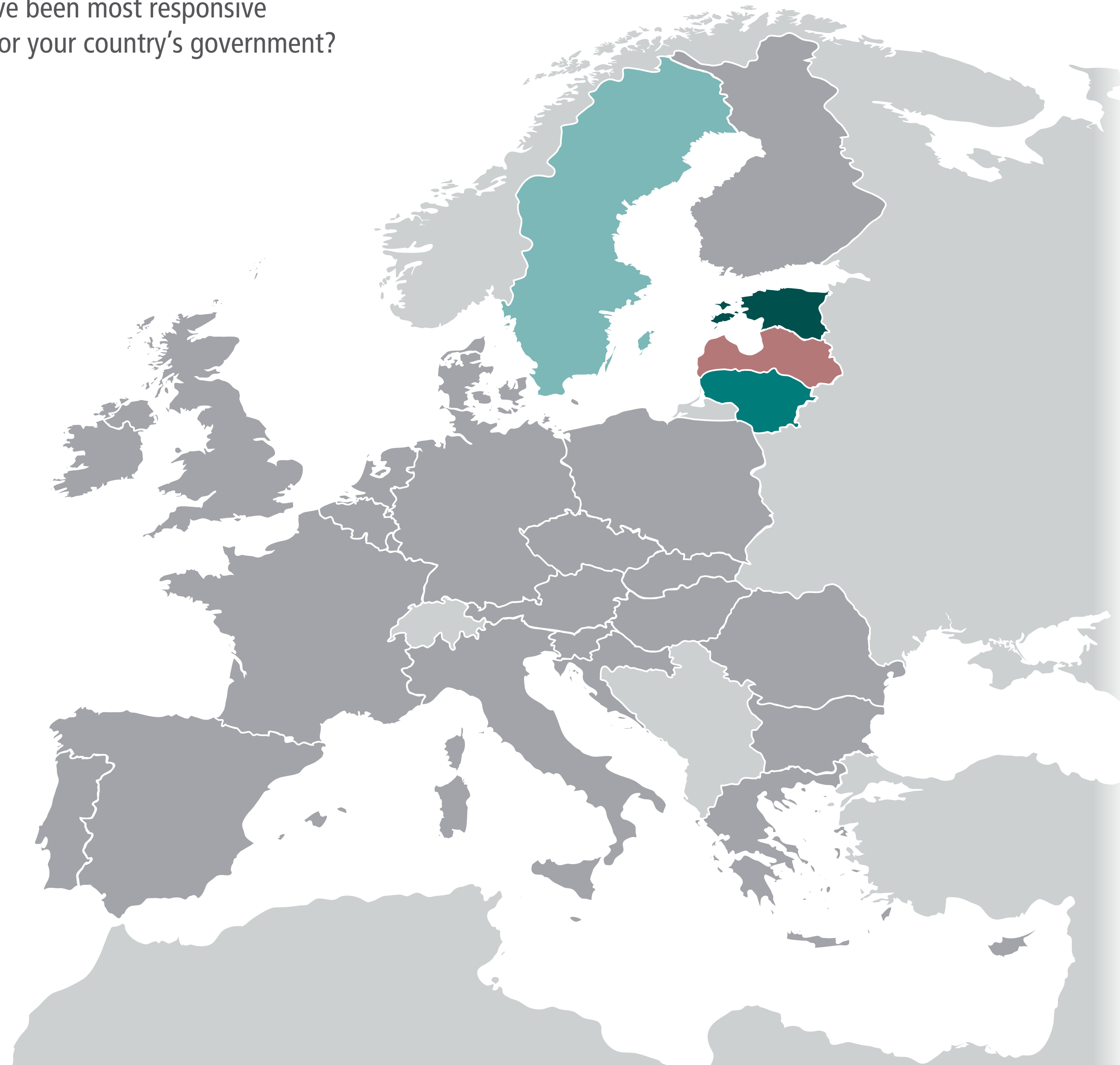
**Q3** "Which EU member states have been most responsive and are easiest to work with for your country's government? (select up to five)"

EU	<	<input type="radio"/>	Affluent Seven	<	>
Big Six	<	>	Southern Seven	<	>
Founding Six	<	>	Visegrád Four	<	>

---

Austria	<	>	<input type="radio"/>	Italy	<	>	<input type="radio"/>
Belgium	<	>	<input type="radio"/>	<b>Latvia</b>	<	>	<input checked="" type="radio"/>
Bulgaria	<	>	<input type="radio"/>	Lithuania	<	>	<input type="radio"/>
Croatia	<	>	<input type="radio"/>	Luxembourg	<	>	<input type="radio"/>
Cyprus	<	>	<input type="radio"/>	Malta	<	>	<input type="radio"/>
Czech R.	<	>	<input type="radio"/>	Netherlands	<	>	<input type="radio"/>
Denmark	<	>	<input type="radio"/>	Poland	<	>	<input type="radio"/>
Estonia	<	>	<input type="radio"/>	Portugal	<	>	<input type="radio"/>
Finland	<	>	<input type="radio"/>	Romania	<	>	<input type="radio"/>
France	<	>	<input type="radio"/>	Slovakia	<	>	<input type="radio"/>
Germany	<	>	<input type="radio"/>	Slovenia	<	>	<input type="radio"/>
Greece	<	>	<input type="radio"/>	Spain	<	>	<input type="radio"/>
Hungary	<	>	<input type="radio"/>	Sweden	<	>	<input type="radio"/>
Ireland	<	>	<input type="radio"/>	UK	<	>	<input type="radio"/>

- Preferences Overview
- Most Contacted
- Shared Interests
- Most Responsive**
- Most Disappointing
- Commitment to Deeper Integration



Of 2742 votes by 774 respondents, Latvia received 61 (2.2%)

2%	Affluent 7	Share of votes by group
1%	Big 6	
1%	Founding 6	
1%	Southern 7	
1%	Visegrád 4	

21%	Estonia	Share of votes by country
18%	Lithuania	
5%	Sweden	
3%	Luxembourg	
3%	Poland	
2%	Finland	
2%	Spain	
2%	UK	
1%	Denmark	
1%	France	
1%	Germany	
1%	Netherlands	
1%	Slovakia	
1%	Slovenia	

Top %  
 10+ %  
 5-9 %  
 1-4 %

Rounded results. 0% shares not shown.

# Most Responsive Votes for Latvia by Latvia Network

**Q3** "Which EU member states have been most responsive and are easiest to work with for your country's government? (select up to five)"

- EU  Affluent Seven
- Big Six  Southern Seven
- Founding Six  Visegrád Four

- |                                |  |
|--------------------------------|--|
| Austria <input type="radio"/>  | Italy <input type="radio"/>                    |
| Belgium <input type="radio"/>  | <b>Latvia</b> <input checked="" type="radio"/> |
| Bulgaria <input type="radio"/> | Lithuania <input type="radio"/>                |
| Croatia <input type="radio"/>  | Luxembourg <input type="radio"/>               |
| Cyprus <input type="radio"/>   | Malta <input type="radio"/>                    |
| Czech R. <input type="radio"/> | Netherlands <input type="radio"/>              |
| Denmark <input type="radio"/>  | Poland <input type="radio"/>                   |
| Estonia <input type="radio"/>  | Portugal <input type="radio"/>                 |
| Finland <input type="radio"/>  | Romania <input type="radio"/>                  |
| France <input type="radio"/>   | Slovakia <input type="radio"/>                 |
| Germany <input type="radio"/>  | Slovenia <input type="radio"/>                 |
| Greece <input type="radio"/>   | Spain <input type="radio"/>                    |
| Hungary <input type="radio"/>  | Sweden <input type="radio"/>                   |
| Ireland <input type="radio"/>  | UK <input type="radio"/>                       |

Preferences Overview

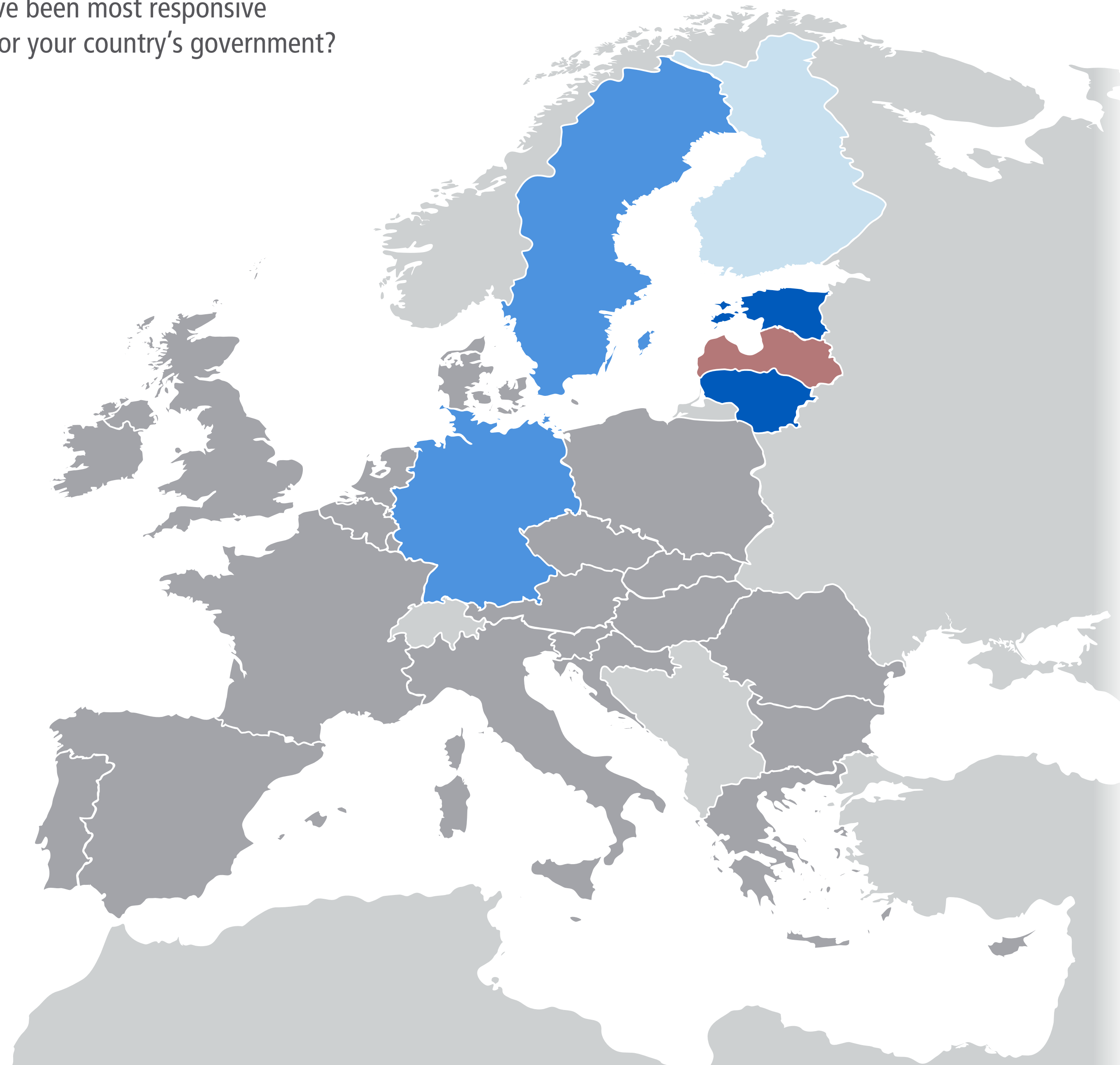
Most Contacted

Shared Interests

**Most Responsive**

Most Disappointing

Commitment to Deeper Integration



Of 69 votes by 17 respondents, Estonia received the most: 17

25% Affluent 7  
20% Big 6  
17% Founding 6  
6% Visegrád 4

Share of votes for group

25% Estonia  
25% Lithuania  
16% Germany  
12% Sweden  
7% Finland  
4% Poland  
3% Denmark  
3% Ireland  
1% Austria  
1% Belgium  
1% Hungary  
1% Slovenia

Share of votes for country

■ Top %  
■ 10+ %  
■ 5-9 %  
■ 1-4 %

Rounded results. 0% shares not shown.



# Most Responsive Votes for Latvia by Latvia Network

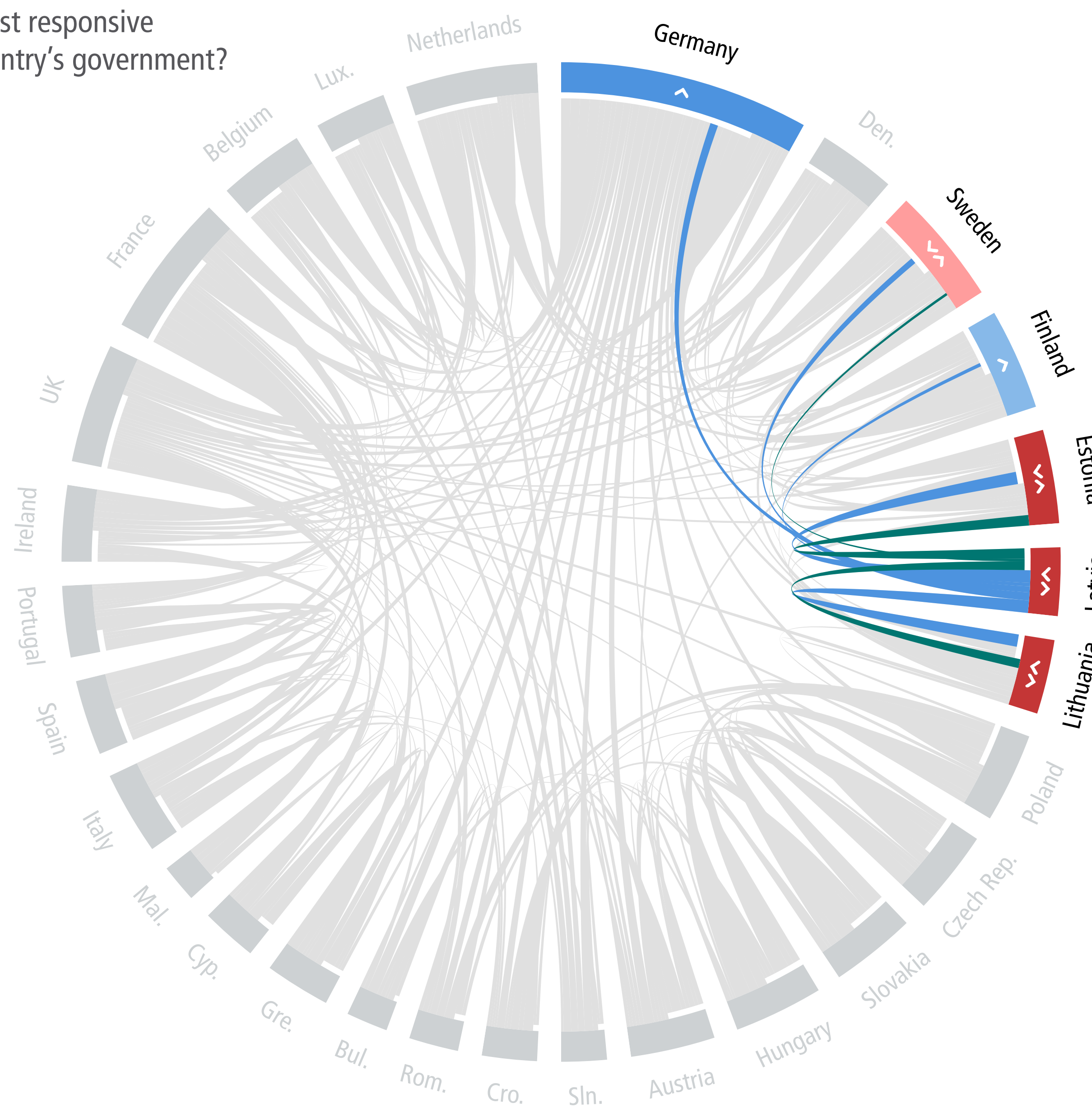
**Q3** "Which EU member states have been most responsive and are easiest to work with for your country's government? (select up to five)"

EU	<	○	Affluent Seven	<	>
Big Six	<	>	Southern Seven	<	>
Founding Six	<	>	Visegrád Four	<	>

---

Austria	<	>	○	Italy	<	>	○
Belgium	<	>	○	<b>Latvia</b>	<	>	●
Bulgaria	<	>	○	Lithuania	<	>	○
Croatia	<	>	○	Luxembourg	<	>	○
Cyprus	<	>	○	Malta	<	>	○
Czech R.	<	>	○	Netherlands	<	>	○
Denmark	<	>	○	Poland	<	>	○
Estonia	<	>	○	Portugal	<	>	○
Finland	<	>	○	Romania	<	>	○
France	<	>	○	Slovakia	<	>	○
Germany	<	>	○	Slovenia	<	>	○
Greece	<	>	○	Spain	<	>	○
Hungary	<	>	○	Sweden	<	>	○
Ireland	<	>	○	UK	<	>	○

- Preferences Overview
- Most Contacted
- Shared Interests
- Most Responsive**
- Most Disappointing
- Commitment to Deeper Integration



**Shared votes**

stronger share      weaker share

■ Lat 25%    ● Est 21%    ●  
■ Lat 25%    ● Lit 18%    ●  
■ Lat 12%    ● Swe 5%    ●

---

**Lopsided votes**

▶ Only sending to

16% ■ Germany  
7% ■ Finland

Rounded results. Shares below 5% not shown.

# Most Responsive Votes for Lithuania by Lithuania Network

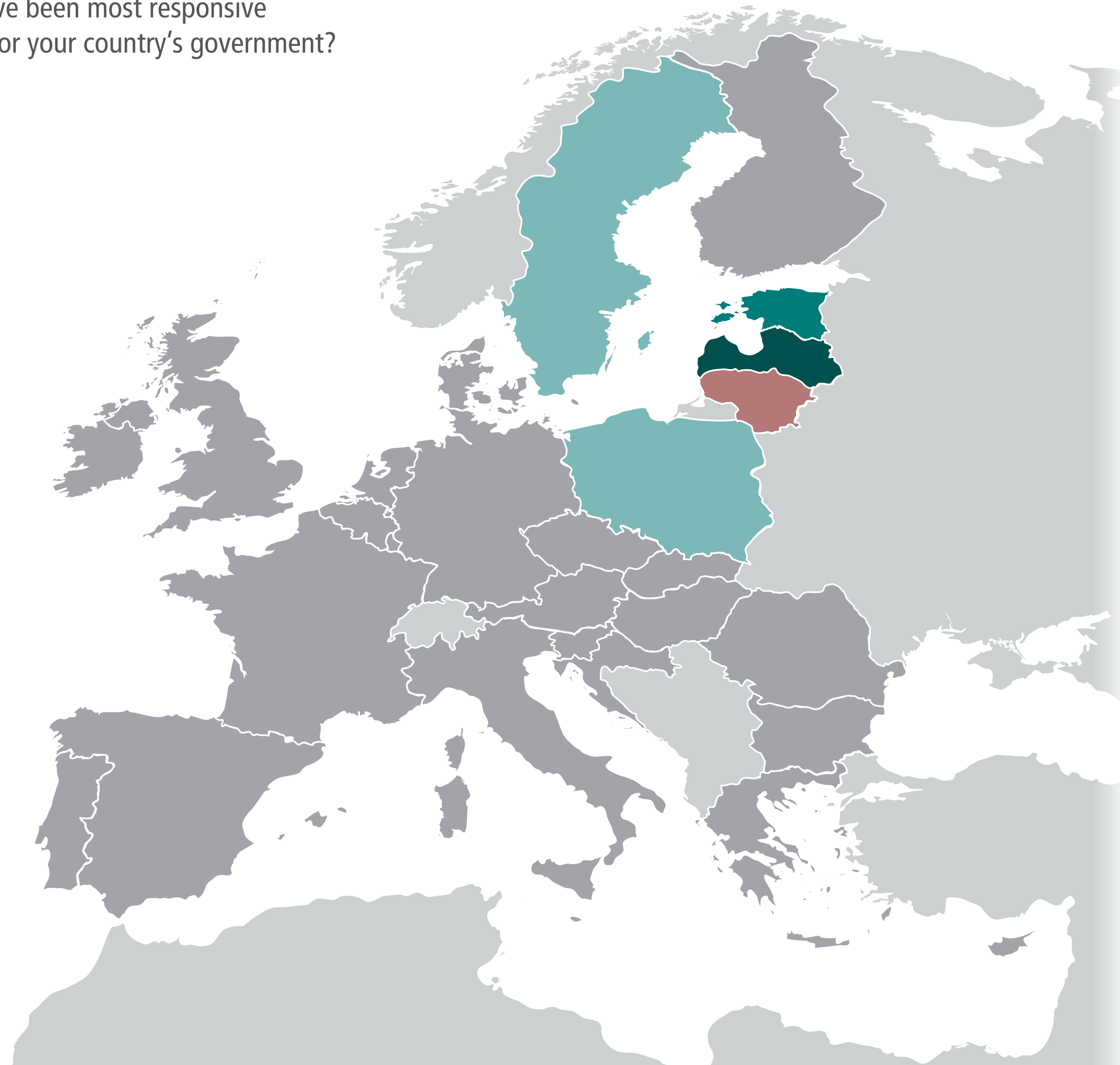
**Q3** "Which EU member states have been most responsive and are easiest to work with for your country's government? (select up to five)"

EU	<	○	Affluent Seven	<	>
Big Six	<	>	Southern Seven	<	>
Founding Six	<	>	Visegrád Four	<	>

---

Austria	<	>	○	Italy	<	>	○
Belgium	<	>	○	Latvia	<	>	○
Bulgaria	<	>	○	<b>Lithuania</b>	<	>	○
Croatia	<	>	○	Luxembourg	<	>	○
Cyprus	<	>	○	Malta	<	>	○
Czech R.	<	>	○	Netherlands	<	>	○
Denmark	<	>	○	Poland	<	>	○
Estonia	<	>	○	Portugal	<	>	○
Finland	<	>	○	Romania	<	>	○
France	<	>	○	Slovakia	<	>	○
Germany	<	>	○	Slovenia	<	>	○
Greece	<	>	○	Spain	<	>	○
Hungary	<	>	○	Sweden	<	>	○
Ireland	<	>	○	UK	<	>	○

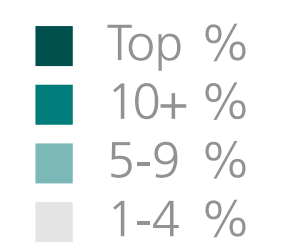
- Preferences Overview
- Most Contacted
- Shared Interests
- Most Responsive**
- Most Disappointing
- Commitment to Deeper Integration



Of 2742 votes by 774 respondents, Lithuania received 58 (2.1%)

2%	Affluent 7	Share of votes by group
2%	Big 6	
2%	Visegrád 4	
1%	Founding 6	
1%	Southern 7	

25%	Latvia	Share of votes by country
13%	Estonia	
5%	Poland	
5%	Sweden	
3%	Luxembourg	
2%	Croatia	
2%	Hungary	
2%	Romania	
2%	Spain	
2%	UK	
1%	Denmark	
1%	Finland	
1%	France	
1%	Germany	
1%	Netherlands	



Rounded results. 0% shares not shown.



# Most Responsive Votes for Lithuania by Lithuania Network

**Q3** "Which EU member states have been most responsive and are easiest to work with for your country's government? (select up to five)"

- EU  Affluent Seven
- Big Six  Southern Seven
- Founding Six  Visegrád Four

- |                                |   |
|--------------------------------|---|
| Austria <input type="radio"/>  | Italy <input type="radio"/>                       |
| Belgium <input type="radio"/>  | Latvia <input type="radio"/>                      |
| Bulgaria <input type="radio"/> | <b>Lithuania <input checked="" type="radio"/></b> |
| Croatia <input type="radio"/>  | Luxembourg <input type="radio"/>                  |
| Cyprus <input type="radio"/>   | Malta <input type="radio"/>                       |
| Czech R. <input type="radio"/> | Netherlands <input type="radio"/>                 |
| Denmark <input type="radio"/>  | Poland <input type="radio"/>                      |
| Estonia <input type="radio"/>  | Portugal <input type="radio"/>                    |
| Finland <input type="radio"/>  | Romania <input type="radio"/>                     |
| France <input type="radio"/>   | Slovakia <input type="radio"/>                    |
| Germany <input type="radio"/>  | Slovenia <input type="radio"/>                    |
| Greece <input type="radio"/>   | Spain <input type="radio"/>                       |
| Hungary <input type="radio"/>  | Sweden <input type="radio"/>                      |
| Ireland <input type="radio"/>  | UK <input type="radio"/>                          |

Preferences Overview

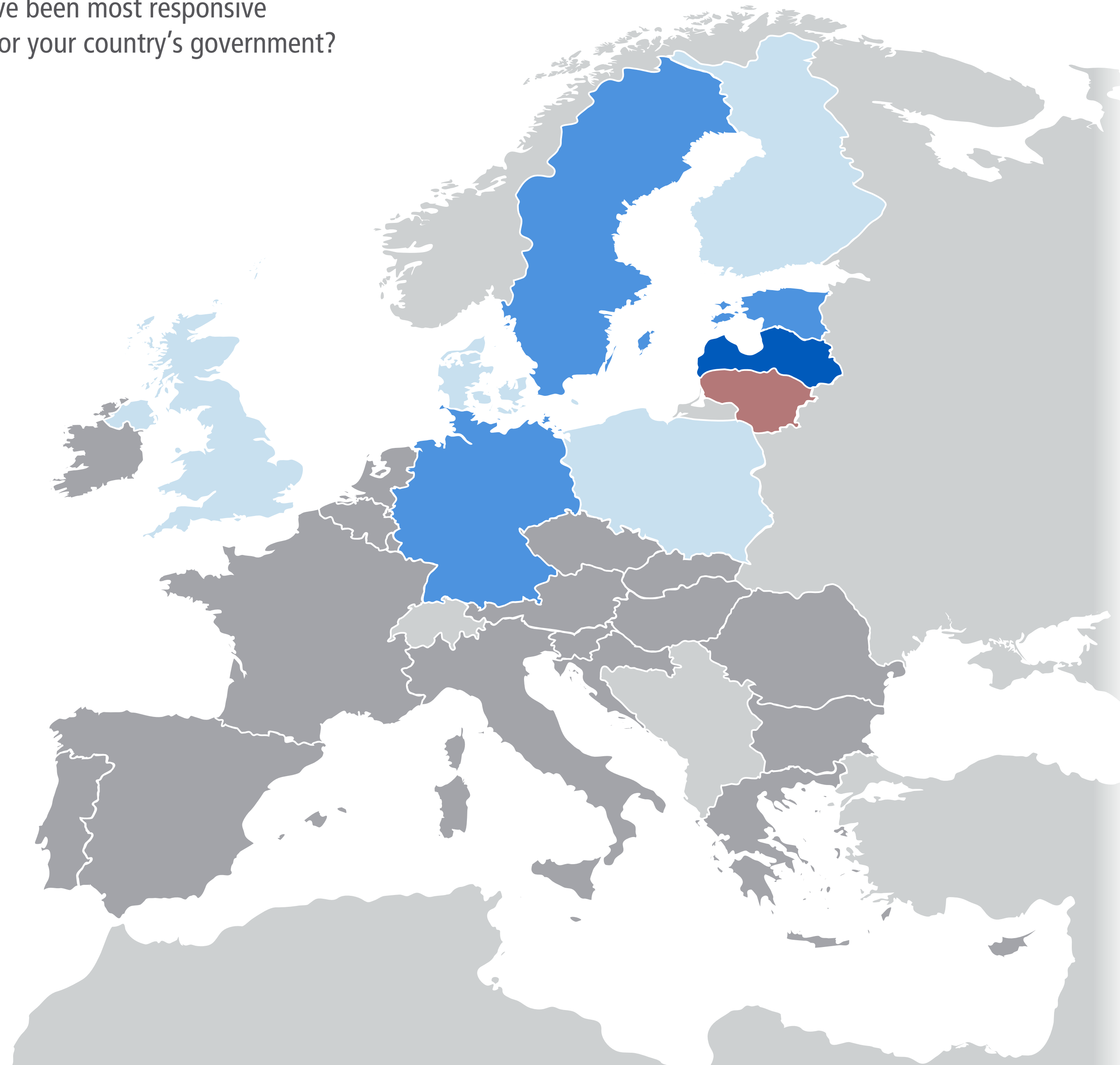
Most Contacted

Shared Interests

**Most Responsive**

Most Disappointing

Commitment to Deeper Integration



Of 95 votes by 24 respondents, Latvia received the most: 17

34%	Affluent 7	Share of votes for group
27%	Big 6	
13%	Founding 6	
6%	Visegrád 4	
2%	Southern 7	

18%	Latvia	Share of votes for country
17%	Estonia	
17%	Sweden	
11%	Germany	
9%	Denmark	
9%	UK	
6%	Finland	
6%	Poland	
1%	Croatia	
1%	France	
1%	Ireland	
1%	Netherlands	
1%	Portugal	
1%	Romania	

- Top %
- 10+ %
- 5-9 %
- 1-4 %

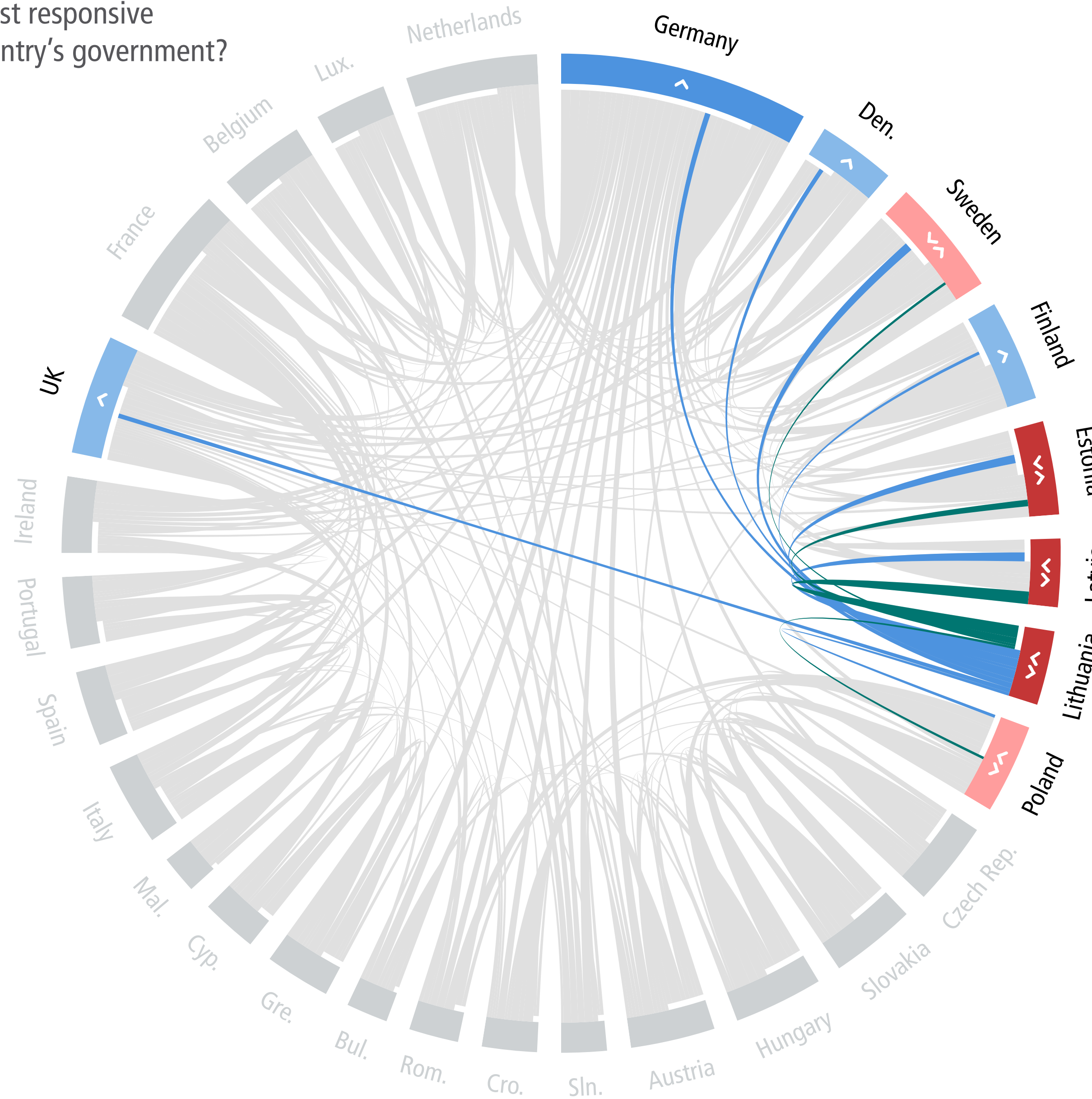
Rounded results. 0% shares not shown.

# Most Responsive Votes for Lithuania by Lithuania Network

**Q3** "Which EU member states have been most responsive and are easiest to work with for your country's government? (select up to five)"

EU	<	○	Affluent Seven	<	>		
Big Six	<	>	Southern Seven	<	>		
Founding Six	<	>	Visegrád Four	<	>		
Austria	<	>	○	Italy	<	>	○
Belgium	<	>	○	Latvia	<	>	○
Bulgaria	<	>	○	<b>Lithuania</b>	<	>	●
Croatia	<	>	○	Luxembourg	<	>	○
Cyprus	<	>	○	Malta	<	>	○
Czech R.	<	>	○	Netherlands	<	>	○
Denmark	<	>	○	Poland	<	>	○
Estonia	<	>	○	Portugal	<	>	○
Finland	<	>	○	Romania	<	>	○
France	<	>	○	Slovakia	<	>	○
Germany	<	>	○	Slovenia	<	>	○
Greece	<	>	○	Spain	<	>	○
Hungary	<	>	○	Sweden	<	>	○
Ireland	<	>	○	UK	<	>	○

- Preferences Overview
- Most Contacted
- Shared Interests
- Most Responsive**
- Most Disappointing
- Commitment to Deeper Integration



**Shared votes**

stronger share      weaker share

- Lat 25%
- Lit 17%
- Lit 17%
- Lit 6%
- Lit 18%
- Est 13%
- Swe 5%
- Pol 5%

**Lopsided votes**

Only sending to

- 11% Germany
- 9% Denmark
- 9% UK
- 6% Finland

Rounded results. Shares below 5% not shown.



# Most Responsive Votes for Luxembourg by Luxembourg Network

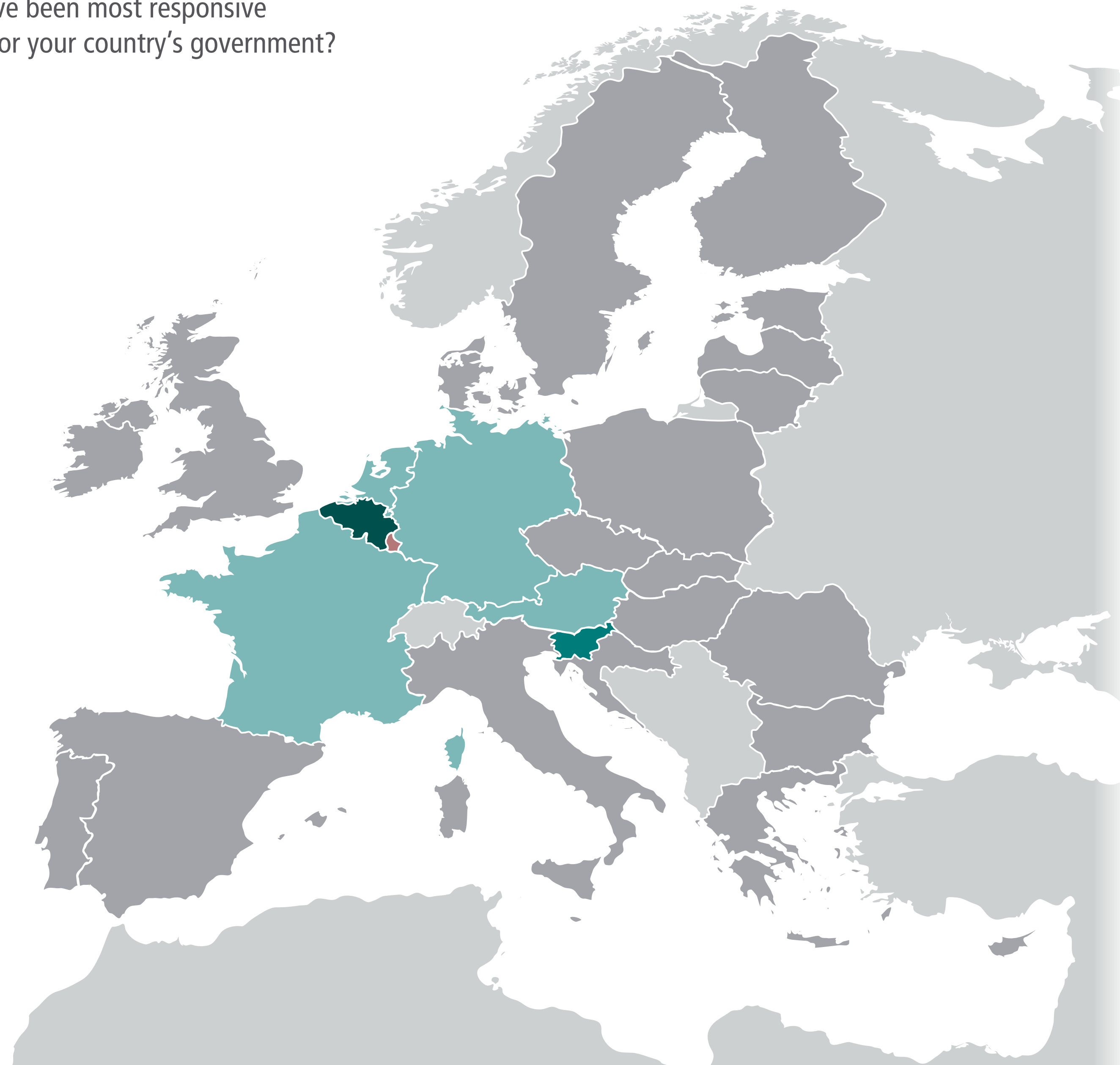
**Q3** "Which EU member states have been most responsive and are easiest to work with for your country's government? (select up to five)"

Of 2742 votes by 774 respondents, Luxembourg received 73 (2.7%)

- EU  Affluent Seven
- Big Six  Southern Seven
- Founding Six  Visegrád Four

- |                                |  |
|--------------------------------|--|
| Austria <input type="radio"/>  | Italy <input type="radio"/>                        |
| Belgium <input type="radio"/>  | Latvia <input type="radio"/>                       |
| Bulgaria <input type="radio"/> | Lithuania <input type="radio"/>                    |
| Croatia <input type="radio"/>  | <b>Luxembourg</b> <input checked="" type="radio"/> |
| Cyprus <input type="radio"/>   | Malta <input type="radio"/>                        |
| Czech R. <input type="radio"/> | Netherlands <input type="radio"/>                  |
| Denmark <input type="radio"/>  | Poland <input type="radio"/>                       |
| Estonia <input type="radio"/>  | Portugal <input type="radio"/>                     |
| Finland <input type="radio"/>  | Romania <input type="radio"/>                      |
| France <input type="radio"/>   | Slovakia <input type="radio"/>                     |
| Germany <input type="radio"/>  | Slovenia <input type="radio"/>                     |
| Greece <input type="radio"/>   | Spain <input type="radio"/>                        |
| Hungary <input type="radio"/>  | Sweden <input type="radio"/>                       |
| Ireland <input type="radio"/>  | UK <input type="radio"/>                           |

- Preferences Overview
- Most Contacted
- Shared Interests
- Most Responsive**
- Most Disappointing
- Commitment to Deeper Integration



- 5% Founding 6
  - 4% Affluent 7
  - 3% Big 6
  - 2% Southern 7
- Share of votes by group

- 18% Belgium
  - 14% Slovenia
  - 7% Austria
  - 7% Germany
  - 6% Netherlands
  - 5% France
  - 3% Cyprus
  - 3% Malta
  - 2% Estonia
  - 2% Greece
  - 2% Ireland
  - 1% Bulgaria
  - 1% Romania
  - 1% Sweden
  - 1% UK
- Share of votes by country

- Top %
- 10+ %
- 5-9 %
- 1-4 %

Rounded results. 0% shares not shown.

# Most Responsive Votes for Luxembourg by Luxembourg Network

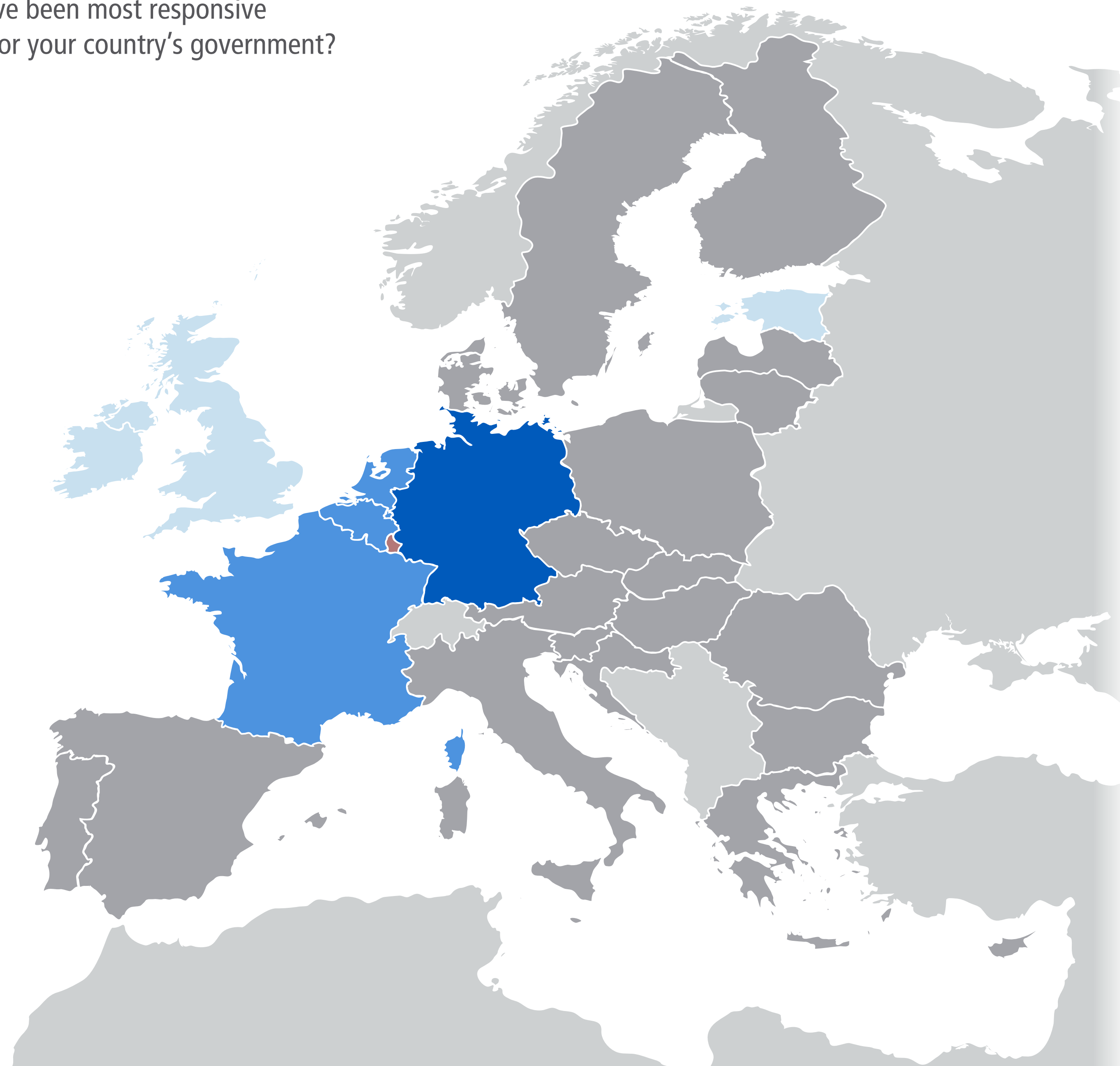
**Q3** "Which EU member states have been most responsive and are easiest to work with for your country's government? (select up to five)"

EU	<	<input type="radio"/>	Affluent Seven	<	>
Big Six	<	>	Southern Seven	<	>
Founding Six	<	>	Visegrád Four	<	>

---

Austria	<	>	<input type="radio"/>	Italy	<	>	<input type="radio"/>
Belgium	<	>	<input type="radio"/>	Latvia	<	>	<input type="radio"/>
Bulgaria	<	>	<input type="radio"/>	Lithuania	<	>	<input type="radio"/>
Croatia	<	>	<input type="radio"/>	<b>Luxembourg</b>	<	>	<input checked="" type="radio"/>
Cyprus	<	>	<input type="radio"/>	Malta	<	>	<input type="radio"/>
Czech R.	<	>	<input type="radio"/>	Netherlands	<	>	<input type="radio"/>
Denmark	<	>	<input type="radio"/>	Poland	<	>	<input type="radio"/>
Estonia	<	>	<input type="radio"/>	Portugal	<	>	<input type="radio"/>
Finland	<	>	<input type="radio"/>	Romania	<	>	<input type="radio"/>
France	<	>	<input type="radio"/>	Slovakia	<	>	<input type="radio"/>
Germany	<	>	<input type="radio"/>	Slovenia	<	>	<input type="radio"/>
Greece	<	>	<input type="radio"/>	Spain	<	>	<input type="radio"/>
Hungary	<	>	<input type="radio"/>	Sweden	<	>	<input type="radio"/>
Ireland	<	>	<input type="radio"/>	UK	<	>	<input type="radio"/>

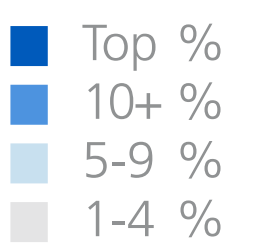
- Preferences Overview
- Most Contacted
- Shared Interests
- Most Responsive**
- Most Disappointing
- Commitment to Deeper Integration



Of 64 votes by 16 respondents, Germany received the most: 12

66%	Founding 6	Share of votes for group
41%	Big 6	
33%	Affluent 7	
23%	Southern 7	

19%	Germany	Share of votes for country
17%	Belgium	
14%	Netherlands	
13%	France	
6%	Ireland	
5%	Estonia	
5%	UK	
3%	Italy	
3%	Latvia	
3%	Lithuania	
3%	Portugal	
3%	Slovenia	
2%	Austria	
2%	Cyprus	
2%	Malta	
2%	Spain	



Rounded results. 0% shares not shown.

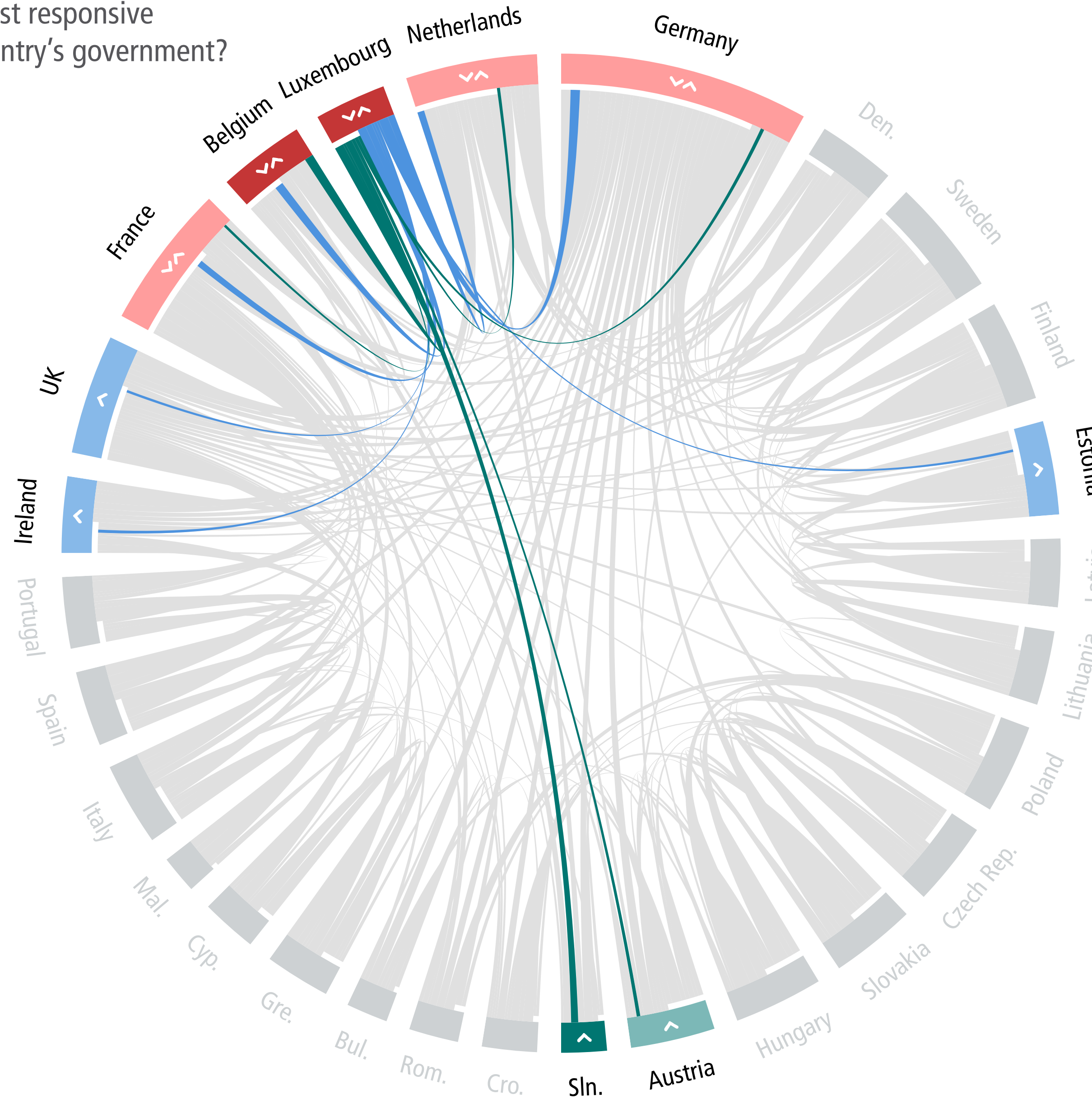


# Most Responsive Votes for Luxembourg by Luxembourg Network

**Q3** "Which EU member states have been most responsive and are easiest to work with for your country's government? (select up to five)"

EU	<	○	Affluent Seven	<	>		
Big Six	<	>	Southern Seven	<	>		
Founding Six	<	>	Visegrád Four	<	>		
Austria	<	>	○	Italy	<	>	○
Belgium	<	>	○	Latvia	<	>	○
Bulgaria	<	>	○	Lithuania	<	>	○
Croatia	<	>	○	<b>Luxembourg</b>	<	>	●
Cyprus	<	>	○	Malta	<	>	○
Czech R.	<	>	○	Netherlands	<	>	○
Denmark	<	>	○	Poland	<	>	○
Estonia	<	>	○	Portugal	<	>	○
Finland	<	>	○	Romania	<	>	○
France	<	>	○	Slovakia	<	>	○
Germany	<	>	○	Slovenia	<	>	○
Greece	<	>	○	Spain	<	>	○
Hungary	<	>	○	Sweden	<	>	○
Ireland	<	>	○	UK	<	>	○

- Preferences Overview
- Most Contacted
- Shared Interests
- Most Responsive**
- Most Disappointing
- Commitment to Deeper Integration



**Shared votes**

<b>stronger share</b>	<b>weaker share</b>
Bel 18%	Lux 17%
Lux 19%	Ger 7%
Lux 14%	Net 6%
Lux 13%	Fra 5%

**Lopsided votes**

**> Only sending to**

- 6% Ireland
- 5% Estonia
- 5% UK

**< Only receiving from**

- 14% Slovenia
- 7% Austria

Rounded results. Shares below 5% not shown.

# Most Responsive Votes for Malta by Malta Network

**Q3** "Which EU member states have been most responsive and are easiest to work with for your country's government? (select up to five)"

EU	<	<input type="radio"/>	Affluent Seven	<	>
Big Six	<	>	Southern Seven	<	>
Founding Six	<	>	Visegrád Four	<	>

---

Austria	<	>	<input type="radio"/>	Italy	<	>	<input type="radio"/>
Belgium	<	>	<input type="radio"/>	Latvia	<	>	<input type="radio"/>
Bulgaria	<	>	<input type="radio"/>	Lithuania	<	>	<input type="radio"/>
Croatia	<	>	<input type="radio"/>	Luxembourg	<	>	<input type="radio"/>
Cyprus	<	>	<input type="radio"/>	<b>Malta</b>	<	>	<input checked="" type="radio"/>
Czech R.	<	>	<input type="radio"/>	Netherlands	<	>	<input type="radio"/>
Denmark	<	>	<input type="radio"/>	Poland	<	>	<input type="radio"/>
Estonia	<	>	<input type="radio"/>	Portugal	<	>	<input type="radio"/>
Finland	<	>	<input type="radio"/>	Romania	<	>	<input type="radio"/>
France	<	>	<input type="radio"/>	Slovakia	<	>	<input type="radio"/>
Germany	<	>	<input type="radio"/>	Slovenia	<	>	<input type="radio"/>
Greece	<	>	<input type="radio"/>	Spain	<	>	<input type="radio"/>
Hungary	<	>	<input type="radio"/>	Sweden	<	>	<input type="radio"/>
Ireland	<	>	<input type="radio"/>	UK	<	>	<input type="radio"/>

Preferences Overview

Most Contacted

Shared Interests

**Most Responsive**

Most Disappointing

Commitment to Deeper Integration



Of 2742 votes by 774 respondents, Malta received 13 (0.5%)

2% Southern 7  
1% Big 6  
1% Founding 6

Share of votes by group

7% Cyprus  
3% Italy  
2% Greece  
2% Luxembourg  
2% Portugal  
1% Ireland  
1% Spain

Share of votes by country

■ Top %  
■ 10+ %  
■ 5-9 %  
■ 1-4 %

Rounded results. 0% shares not shown.



# Most Responsive Votes for Malta by Malta Network

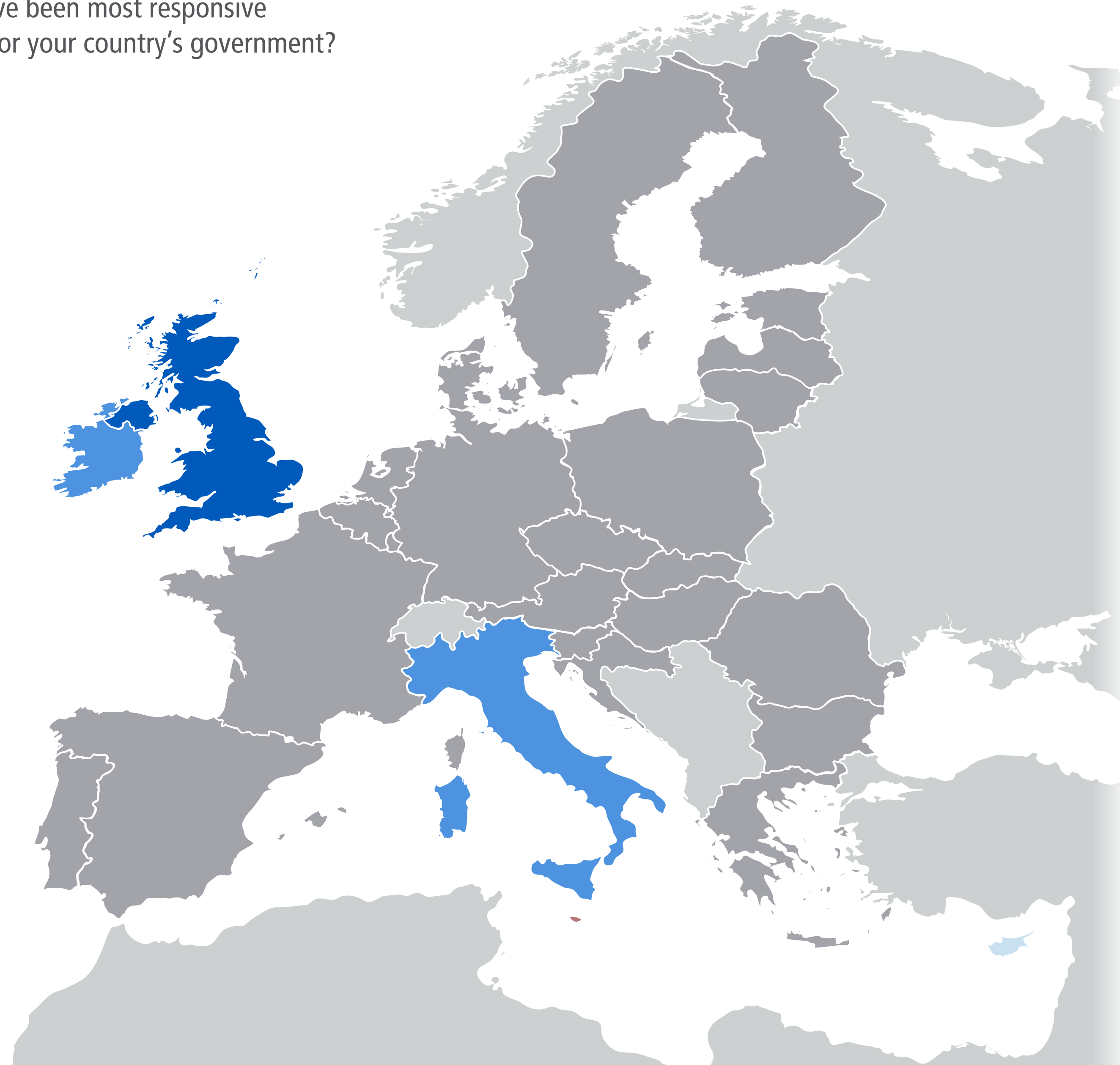
**Q3** "Which EU member states have been most responsive and are easiest to work with for your country's government? (select up to five)"

EU	<	○	Affluent Seven	<	>
Big Six	<	>	Southern Seven	<	>
Founding Six	<	>	Visegrád Four	<	>

---

Austria	<	>	○	Italy	<	>	○
Belgium	<	>	○	Latvia	<	>	○
Bulgaria	<	>	○	Lithuania	<	>	○
Croatia	<	>	○	Luxembourg	<	>	○
Cyprus	<	>	○	<b>Malta</b>	<	>	○
Czech R.	<	>	○	Netherlands	<	>	○
Denmark	<	>	○	Poland	<	>	○
Estonia	<	>	○	Portugal	<	>	○
Finland	<	>	○	Romania	<	>	○
France	<	>	○	Slovakia	<	>	○
Germany	<	>	○	Slovenia	<	>	○
Greece	<	>	○	Spain	<	>	○
Hungary	<	>	○	Sweden	<	>	○
Ireland	<	>	○	UK	<	>	○

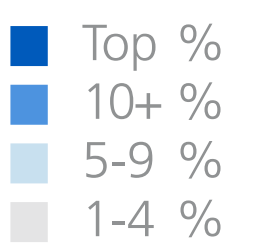
- Preferences Overview
- Most Contacted
- Shared Interests
- Most Responsive**
- Most Disappointing
- Commitment to Deeper Integration



Of 34 votes by 12 respondents, UK received the most: 10

56%	Big 6	Share of votes for group
32%	Founding 6	
29%	Southern 7	
18%	Affluent 7	
6%	Visegrád 4	

29%	UK	Share of votes for country
18%	Italy	
12%	Ireland	
6%	Cyprus	
3%	Austria	
3%	Belgium	
3%	Denmark	
3%	France	
3%	Germany	
3%	Greece	
3%	Hungary	
3%	Luxembourg	
3%	Netherlands	
3%	Poland	
3%	Romania	
3%	Sweden	



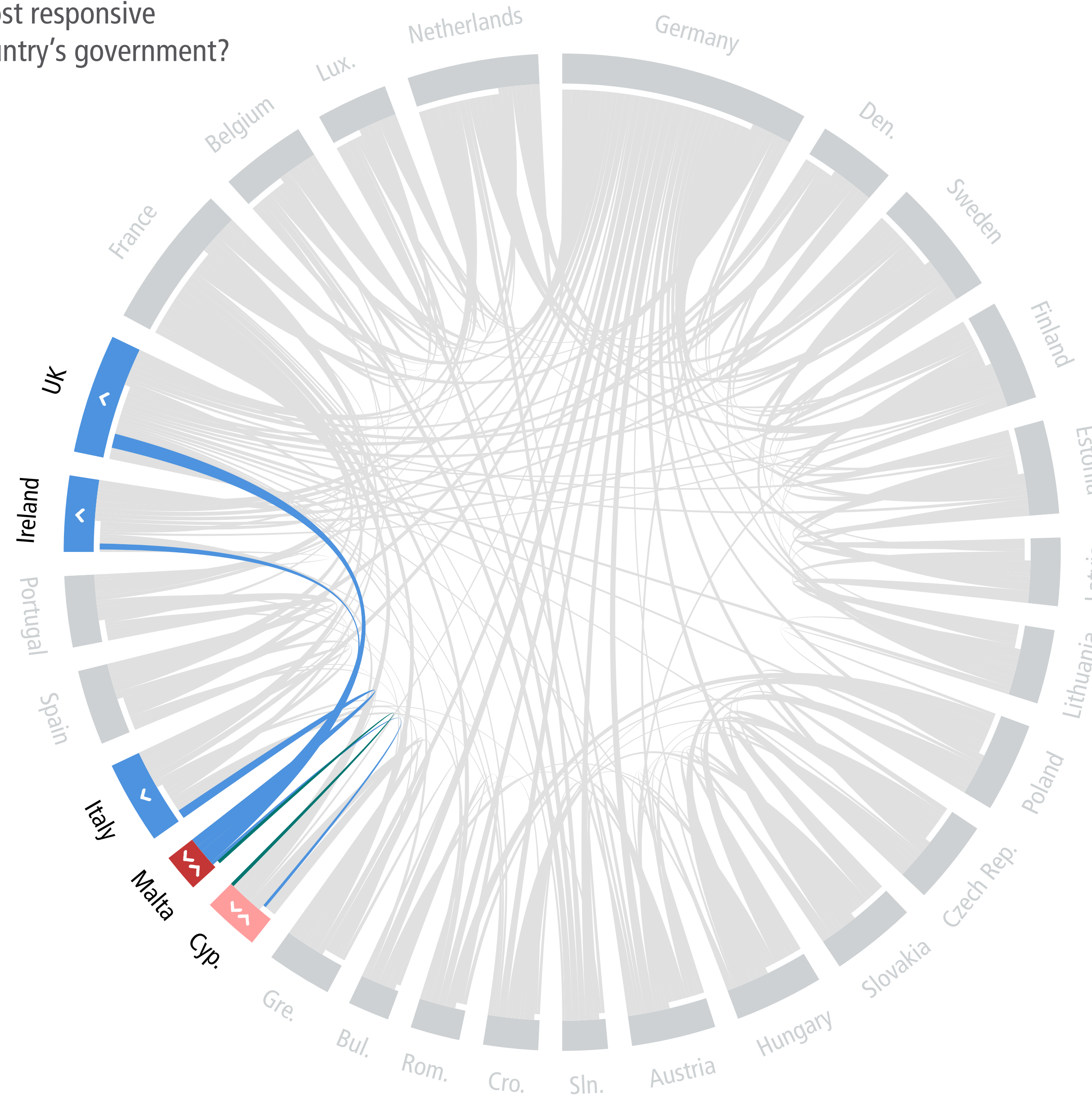
Rounded results. 0% shares not shown.

# Most Responsive Votes for Malta by Malta Network

**Q3** "Which EU member states have been most responsive and are easiest to work with for your country's government? (select up to five)"

EU	<	○	Affluent Seven	<	>		
Big Six	<	>	Southern Seven	<	>		
Founding Six	<	>	Visegrád Four	<	>		
Austria	<	>	○	Italy	<	>	○
Belgium	<	>	○	Latvia	<	>	○
Bulgaria	<	>	○	Lithuania	<	>	○
Croatia	<	>	○	Luxembourg	<	>	○
Cyprus	<	>	○	<b>Malta</b>	<	>	●
Czech R.	<	>	○	Netherlands	<	>	○
Denmark	<	>	○	Poland	<	>	○
Estonia	<	>	○	Portugal	<	>	○
Finland	<	>	○	Romania	<	>	○
France	<	>	○	Slovakia	<	>	○
Germany	<	>	○	Slovenia	<	>	○
Greece	<	>	○	Spain	<	>	○
Hungary	<	>	○	Sweden	<	>	○
Ireland	<	>	○	UK	<	>	○

- Preferences Overview
- Most Contacted
- Shared Interests
- Most Responsive**
- Most Disappointing
- Commitment to Deeper Integration



Shared votes  
 stronger share weaker share  
 Cyp 7% Mal 6%

Lopsided votes  
 Only sending to  
 29% UK  
 18% Italy  
 12% Ireland

Rounded results. Shares below 5% not shown.



# Most Responsive Votes for Netherlands by Netherlands Network

**Q3** "Which EU member states have been most responsive and are easiest to work with for your country's government? (select up to five)"

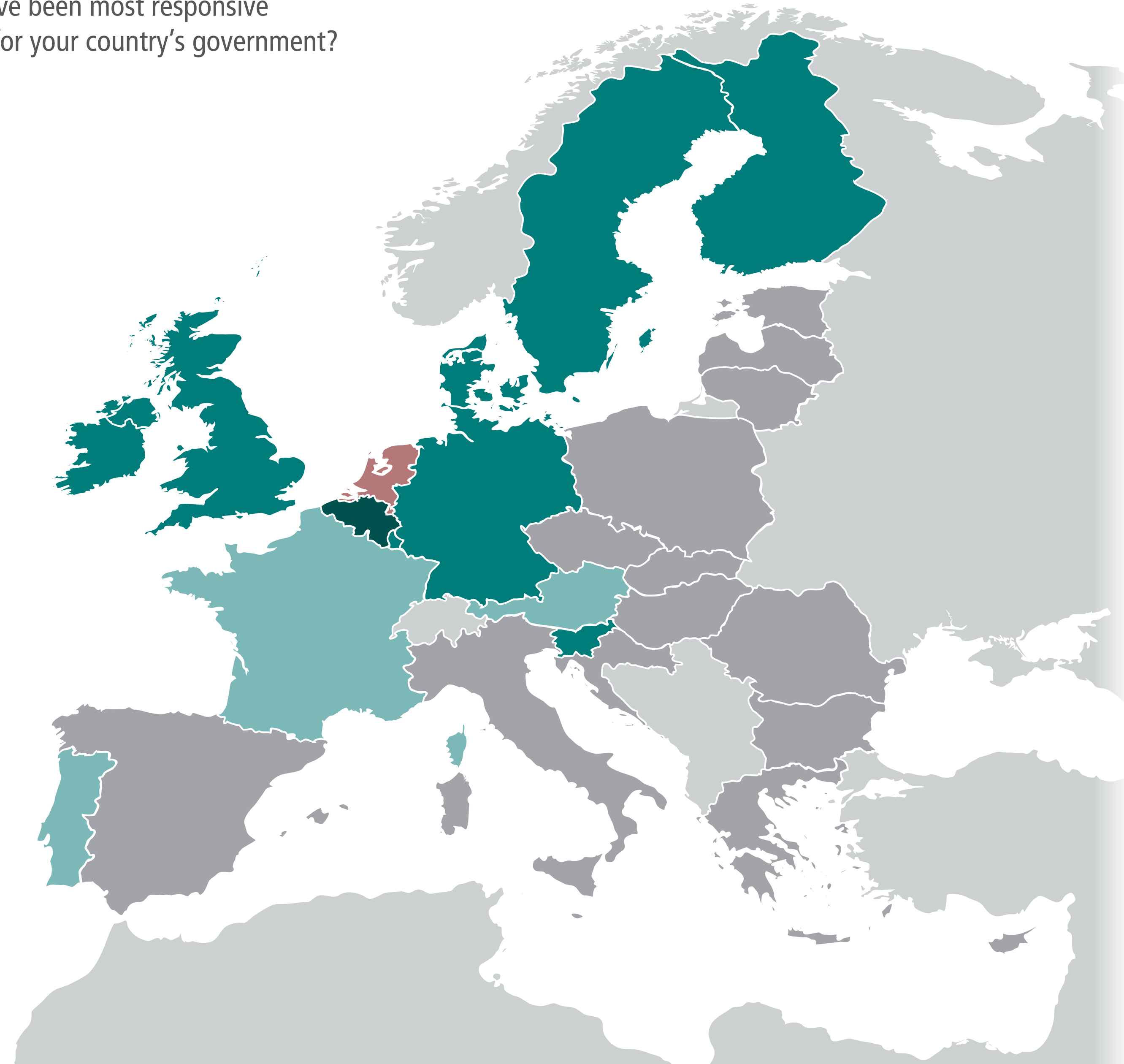
Of 2742 votes by 774 respondents, Netherlands received 202 (7.4%)

EU	<	<input type="radio"/>	Affluent Seven	<	>
Big Six	<	>	Southern Seven	<	>
Founding Six	<	>	Visegrád Four	<	>

---

Austria	<	>	<input type="radio"/>	Italy	<	>	<input type="radio"/>
Belgium	<	>	<input type="radio"/>	Latvia	<	>	<input type="radio"/>
Bulgaria	<	>	<input type="radio"/>	Lithuania	<	>	<input type="radio"/>
Croatia	<	>	<input type="radio"/>	Luxembourg	<	>	<input type="radio"/>
Cyprus	<	>	<input type="radio"/>	Malta	<	>	<input type="radio"/>
Czech R.	<	>	<input type="radio"/>	<b>Netherlands</b>	<	>	<input checked="" type="radio"/>
Denmark	<	>	<input type="radio"/>	Poland	<	>	<input type="radio"/>
Estonia	<	>	<input type="radio"/>	Portugal	<	>	<input type="radio"/>
Finland	<	>	<input type="radio"/>	Romania	<	>	<input type="radio"/>
France	<	>	<input type="radio"/>	Slovakia	<	>	<input type="radio"/>
Germany	<	>	<input type="radio"/>	Slovenia	<	>	<input type="radio"/>
Greece	<	>	<input type="radio"/>	Spain	<	>	<input type="radio"/>
Hungary	<	>	<input type="radio"/>	Sweden	<	>	<input type="radio"/>
Ireland	<	>	<input type="radio"/>	UK	<	>	<input type="radio"/>

- Preferences Overview
- Most Contacted
- Shared Interests
- Most Responsive**
- Most Disappointing
- Commitment to Deeper Integration

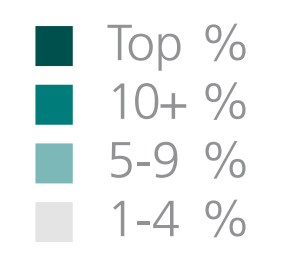


Share of votes by group

12%	Affluent 7
10%	Founding 6
8%	Big 6
3%	Southern 7
1%	Visegrád 4

Share of votes by country

23%	Belgium
19%	Germany
18%	UK
17%	Ireland
16%	Denmark
15%	Finland
14%	Luxembourg
13%	Slovenia
13%	Sweden
8%	Austria
5%	France
5%	Portugal
3%	Bulgaria
3%	Cyprus
3%	Czech Rep.
3%	Italy
3%	Malta
2%	Estonia
2%	Greece
2%	Spain
1%	Lithuania
1%	Romania
1%	Slovakia



Rounded results. 0% shares not shown.

# Most Responsive Votes for Netherlands by Netherlands Network

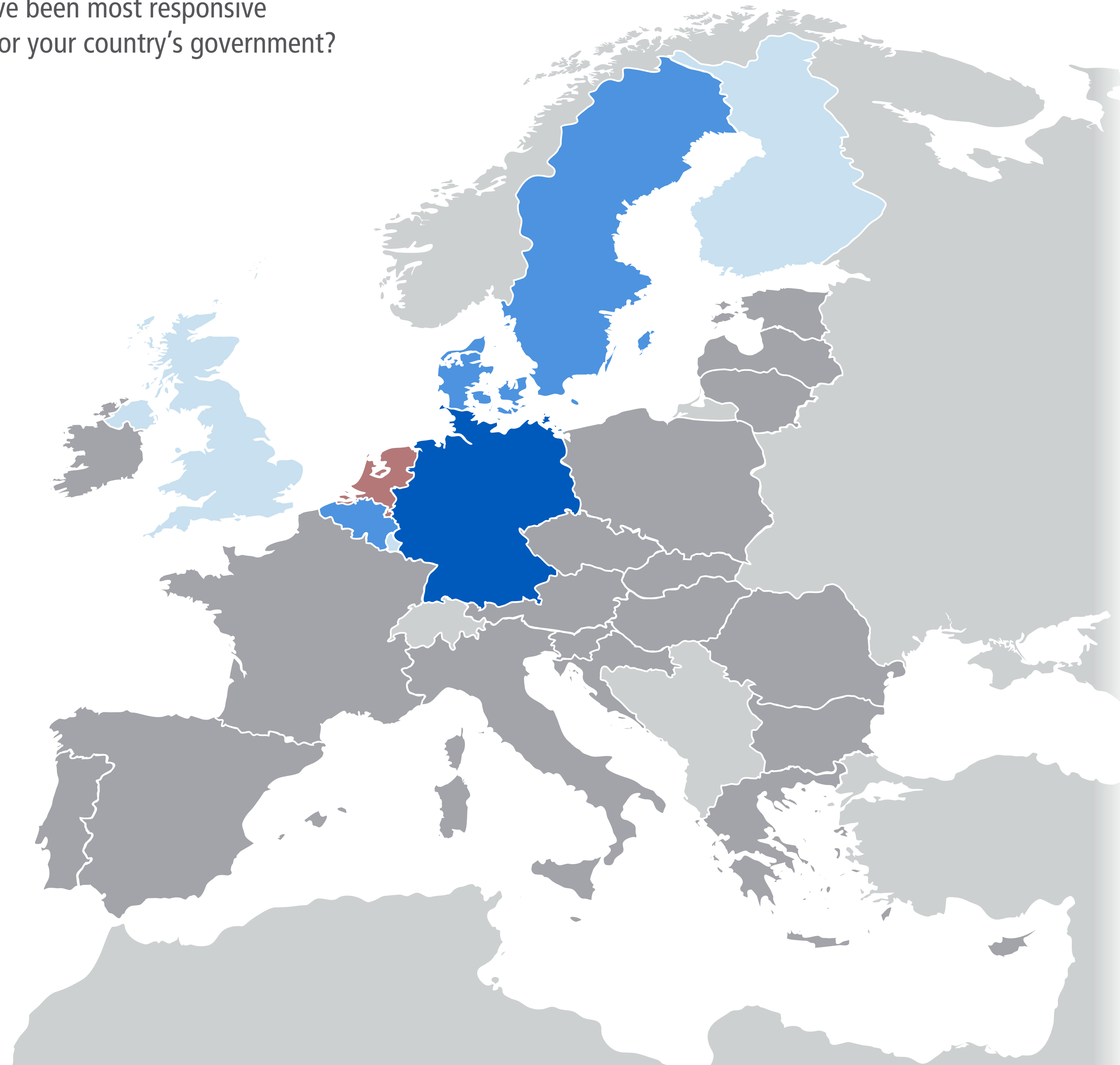
**Q3** "Which EU member states have been most responsive and are easiest to work with for your country's government? (select up to five)"

EU	<	<input type="radio"/>	Affluent Seven	<	>
Big Six	<	>	Southern Seven	<	>
Founding Six	<	>	Visegrád Four	<	>

---

Austria	<	>	<input type="radio"/>	Italy	<	>	<input type="radio"/>
Belgium	<	>	<input type="radio"/>	Latvia	<	>	<input type="radio"/>
Bulgaria	<	>	<input type="radio"/>	Lithuania	<	>	<input type="radio"/>
Croatia	<	>	<input type="radio"/>	Luxembourg	<	>	<input type="radio"/>
Cyprus	<	>	<input type="radio"/>	Malta	<	>	<input type="radio"/>
Czech R.	<	>	<input type="radio"/>	<b>Netherlands</b>	<	>	<input checked="" type="radio"/>
Denmark	<	>	<input type="radio"/>	Poland	<	>	<input type="radio"/>
Estonia	<	>	<input type="radio"/>	Portugal	<	>	<input type="radio"/>
Finland	<	>	<input type="radio"/>	Romania	<	>	<input type="radio"/>
France	<	>	<input type="radio"/>	Slovakia	<	>	<input type="radio"/>
Germany	<	>	<input type="radio"/>	Slovenia	<	>	<input type="radio"/>
Greece	<	>	<input type="radio"/>	Spain	<	>	<input type="radio"/>
Hungary	<	>	<input type="radio"/>	Sweden	<	>	<input type="radio"/>
Ireland	<	>	<input type="radio"/>	UK	<	>	<input type="radio"/>

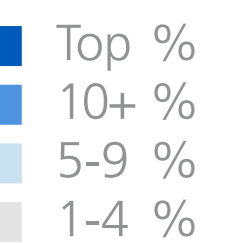
- Preferences Overview
- Most Contacted
- Shared Interests
- Most Responsive**
- Most Disappointing
- Commitment to Deeper Integration



Of 115 votes by 28 respondents, Germany received the most: 22

58%	Affluent 7	Share of votes for group
42%	Founding 6	
32%	Big 6	
4%	Southern 7	

19%	Germany	Share of votes for country
15%	Sweden	
14%	Denmark	
12%	Belgium	
9%	UK	
8%	Finland	
6%	Luxembourg	
4%	Estonia	
4%	France	
3%	Austria	
3%	Ireland	
1%	Latvia	
1%	Lithuania	



Rounded results. 0% shares not shown.

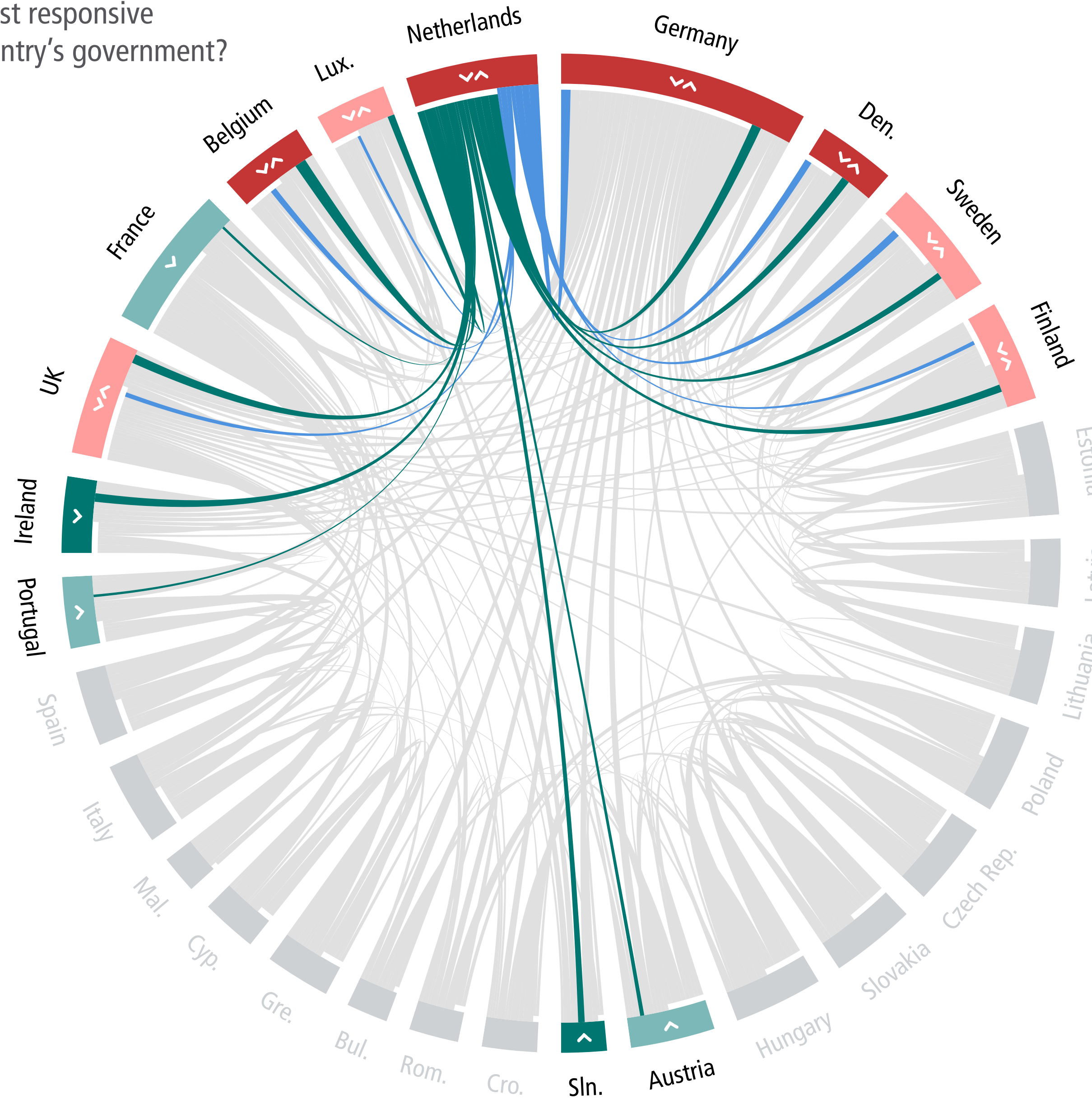


# Most Responsive Votes for Netherlands by Netherlands Network

**Q3** "Which EU member states have been most responsive and are easiest to work with for your country's government? (select up to five)"

EU	<	○	Affluent Seven	<	>		
Big Six	<	>	Southern Seven	<	>		
Founding Six	<	>	Visegrád Four	<	>		
Austria	<	>	○	Italy	<	>	○
Belgium	<	>	○	Latvia	<	>	○
Bulgaria	<	>	○	Lithuania	<	>	○
Croatia	<	>	○	Luxembourg	<	>	○
Cyprus	<	>	○	Malta	<	>	○
Czech R.	<	>	○	<b>Netherlands</b>	<	>	●
Denmark	<	>	○	Poland	<	>	○
Estonia	<	>	○	Portugal	<	>	○
Finland	<	>	○	Romania	<	>	○
France	<	>	○	Slovakia	<	>	○
Germany	<	>	○	Slovenia	<	>	○
Greece	<	>	○	Spain	<	>	○
Hungary	<	>	○	Sweden	<	>	○
Ireland	<	>	○	UK	<	>	○

- Preferences Overview
- Most Contacted
- Shared Interests
- Most Responsive**
- Most Disappointing
- Commitment to Deeper Integration



**Shared votes**

stronger share	weaker share
Net 19%	Ger 19%
Bel 23%	Net 12%
Den 16%	Net 14%
Net 15%	Swe 13%
UK 18%	Net 9%
Fin 15%	Net 8%
Lux 14%	Net 6%

**Lopsided votes**

**Only receiving from**

17%	Ireland
13%	Slovenia
8%	Austria
5%	France
5%	Portugal

Rounded results. Shares below 5% not shown.

# Most Responsive Votes for Poland by Poland Network

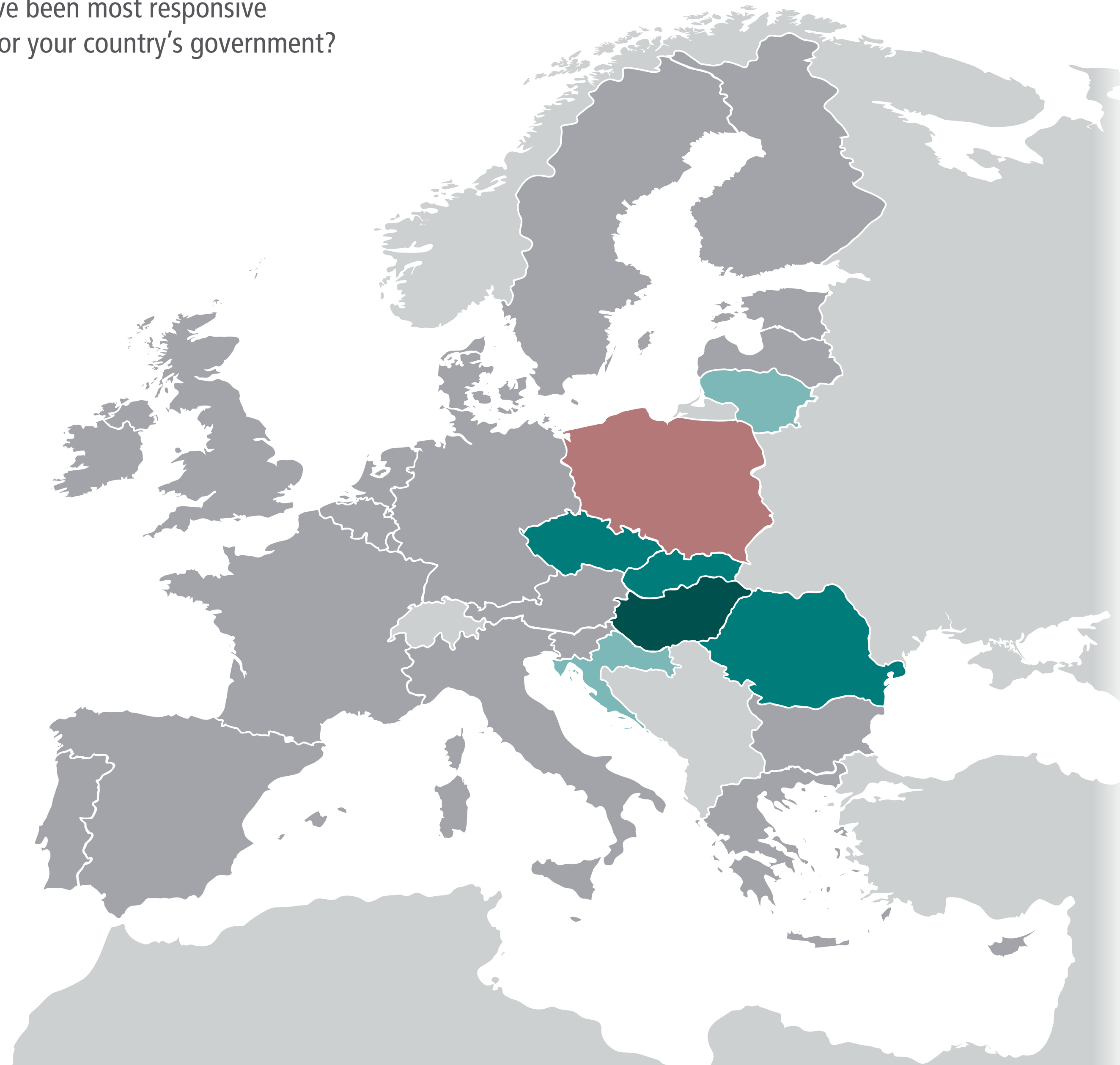
**Q3** "Which EU member states have been most responsive and are easiest to work with for your country's government? (select up to five)"

EU	<	<input type="radio"/>	Affluent Seven	<	>
Big Six	<	>	Southern Seven	<	>
Founding Six	<	>	Visegrád Four	<	>

---

Austria	<	>	<input type="radio"/>	Italy	<	>	<input type="radio"/>
Belgium	<	>	<input type="radio"/>	Latvia	<	>	<input type="radio"/>
Bulgaria	<	>	<input type="radio"/>	Lithuania	<	>	<input type="radio"/>
Croatia	<	>	<input type="radio"/>	Luxembourg	<	>	<input type="radio"/>
Cyprus	<	>	<input type="radio"/>	Malta	<	>	<input type="radio"/>
Czech R.	<	>	<input type="radio"/>	Netherlands	<	>	<input type="radio"/>
Denmark	<	>	<input type="radio"/>	<b>Poland</b>	<	>	<input checked="" type="radio"/>
Estonia	<	>	<input type="radio"/>	Portugal	<	>	<input type="radio"/>
Finland	<	>	<input type="radio"/>	Romania	<	>	<input type="radio"/>
France	<	>	<input type="radio"/>	Slovakia	<	>	<input type="radio"/>
Germany	<	>	<input type="radio"/>	Slovenia	<	>	<input type="radio"/>
Greece	<	>	<input type="radio"/>	Spain	<	>	<input type="radio"/>
Hungary	<	>	<input type="radio"/>	Sweden	<	>	<input type="radio"/>
Ireland	<	>	<input type="radio"/>	UK	<	>	<input type="radio"/>

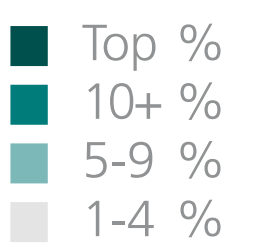
- Preferences Overview
- Most Contacted
- Shared Interests
- Most Responsive**
- Most Disappointing
- Commitment to Deeper Integration



Of 2742 votes by 774 respondents, Poland received 91 (3.3%)

11%	■	Visegrád 4	Share of votes by group
1%	■	Big 6	
1%	■	Southern 7	

31%	■	Hungary	Share of votes by country
20%	■	Romania	
13%	■	Czech Rep.	
11%	■	Slovakia	
6%	■	Lithuania	
5%	■	Croatia	
4%	■	Bulgaria	
4%	■	Latvia	
4%	■	UK	
3%	■	Malta	
3%	■	Portugal	
3%	■	Spain	
2%	■	Estonia	
1%	■	France	
1%	■	Italy	
1%	■	Sweden	



Rounded results. 0% shares not shown.



# Most Responsive Votes for Poland by Poland Network

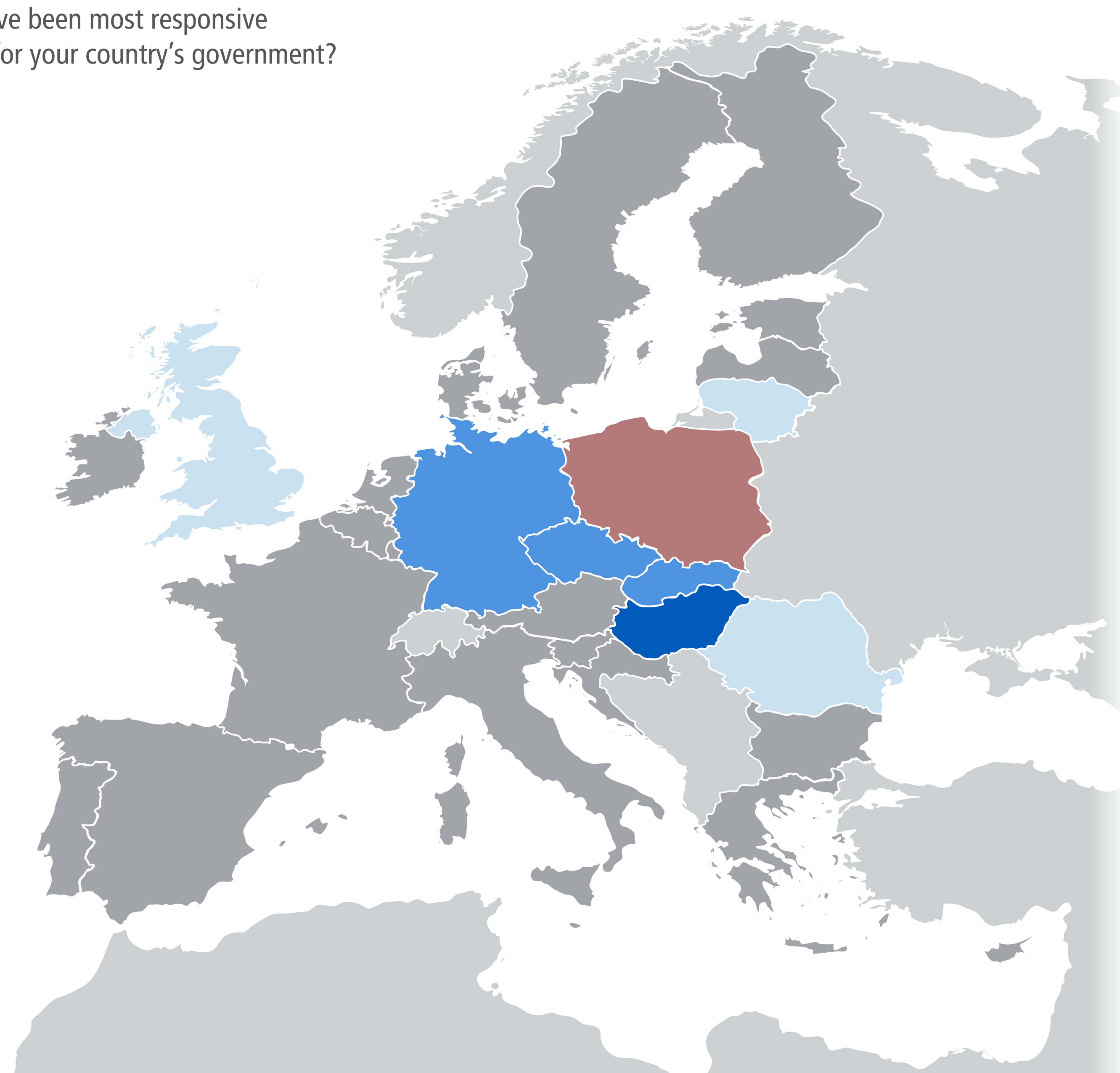
**Q3** "Which EU member states have been most responsive and are easiest to work with for your country's government? (select up to five)"

EU	<	<input type="radio"/>	Affluent Seven	<	>
Big Six	<	>	Southern Seven	<	>
Founding Six	<	>	Visegrád Four	<	>

---

Austria	<	>	<input type="radio"/>	Italy	<	>	<input type="radio"/>
Belgium	<	>	<input type="radio"/>	Latvia	<	>	<input type="radio"/>
Bulgaria	<	>	<input type="radio"/>	Lithuania	<	>	<input type="radio"/>
Croatia	<	>	<input type="radio"/>	Luxembourg	<	>	<input type="radio"/>
Cyprus	<	>	<input type="radio"/>	Malta	<	>	<input type="radio"/>
Czech R.	<	>	<input type="radio"/>	Netherlands	<	>	<input type="radio"/>
Denmark	<	>	<input type="radio"/>	<b>Poland</b>	<	>	<input checked="" type="radio"/>
Estonia	<	>	<input type="radio"/>	Portugal	<	>	<input type="radio"/>
Finland	<	>	<input type="radio"/>	Romania	<	>	<input type="radio"/>
France	<	>	<input type="radio"/>	Slovakia	<	>	<input type="radio"/>
Germany	<	>	<input type="radio"/>	Slovenia	<	>	<input type="radio"/>
Greece	<	>	<input type="radio"/>	Spain	<	>	<input type="radio"/>
Hungary	<	>	<input type="radio"/>	Sweden	<	>	<input type="radio"/>
Ireland	<	>	<input type="radio"/>	UK	<	>	<input type="radio"/>

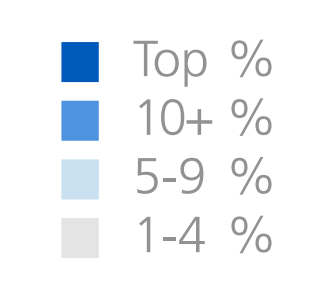
- Preferences Overview
- Most Contacted
- Shared Interests
- Most Responsive**
- Most Disappointing
- Commitment to Deeper Integration



Of 125 votes by 43 respondents, Hungary received the most: 39

54%	Visegrád 4	Share of votes for group
19%	Big 6	
11%	Founding 6	
4%	Affluent 7	
1%	Southern 7	

31%	Hungary	Share of votes for country
12%	Czech Rep.	
11%	Germany	
10%	Slovakia	
8%	Romania	
7%	UK	
5%	Lithuania	
4%	Croatia	
3%	Latvia	
3%	Sweden	
2%	Estonia	
1%	Austria	
1%	Ireland	
1%	Slovenia	
1%	Spain	



Rounded results. 0% shares not shown.

# Most Responsive Votes for Poland by Poland Network

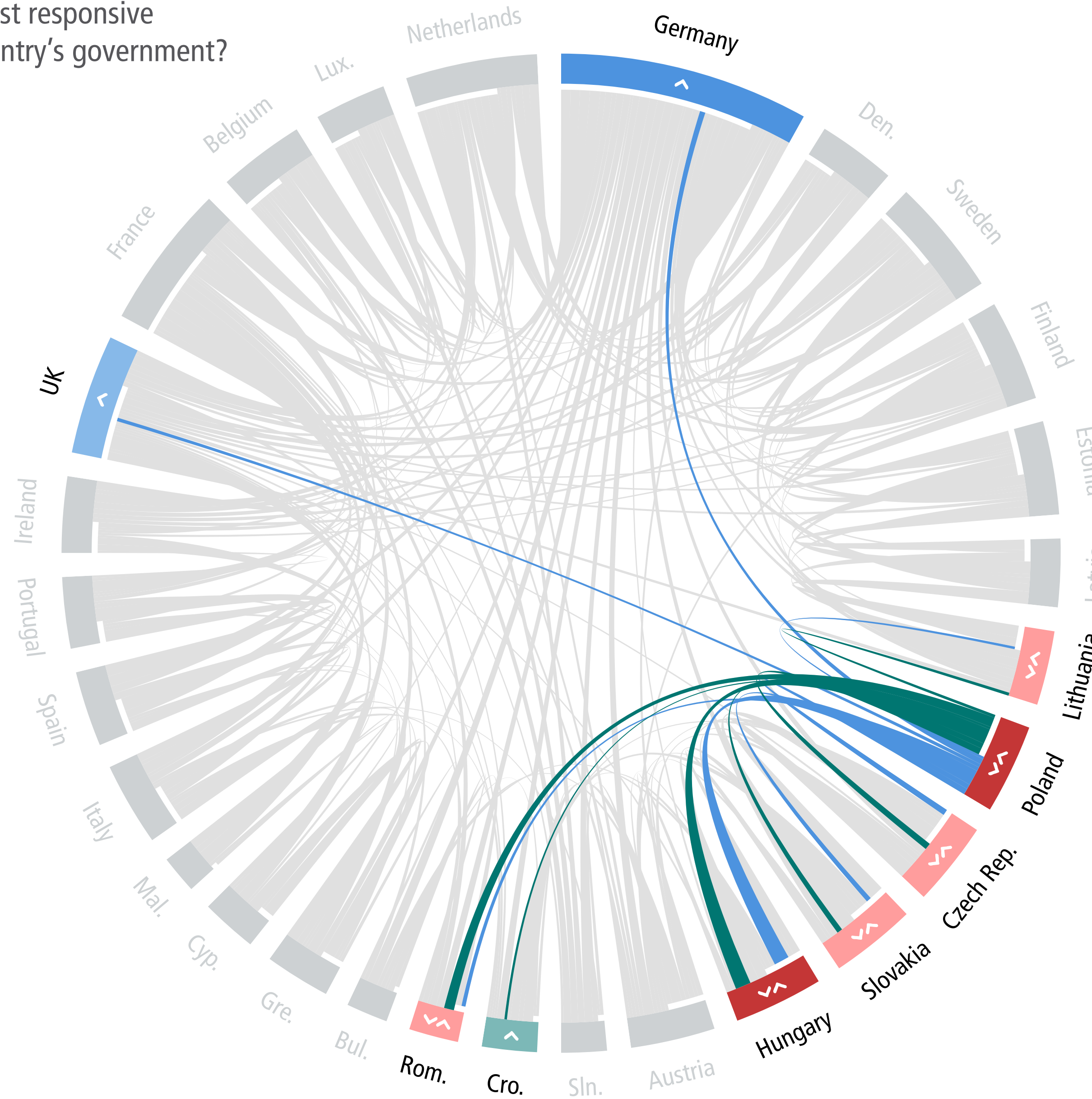
**Q3** "Which EU member states have been most responsive and are easiest to work with for your country's government? (select up to five)"

EU	<	○	Affluent Seven	<	>
Big Six	<	>	Southern Seven	<	>
Founding Six	<	>	Visegrád Four	<	>

---

Austria	<	>	○	Italy	<	>	○
Belgium	<	>	○	Latvia	<	>	○
Bulgaria	<	>	○	Lithuania	<	>	○
Croatia	<	>	○	Luxembourg	<	>	○
Cyprus	<	>	○	Malta	<	>	○
Czech R.	<	>	○	Netherlands	<	>	○
Denmark	<	>	○	<b>Poland</b>	<	>	●
Estonia	<	>	○	Portugal	<	>	○
Finland	<	>	○	Romania	<	>	○
France	<	>	○	Slovakia	<	>	○
Germany	<	>	○	Slovenia	<	>	○
Greece	<	>	○	Spain	<	>	○
Hungary	<	>	○	Sweden	<	>	○
Ireland	<	>	○	UK	<	>	○

- Preferences Overview
- Most Contacted
- Shared Interests
- Most Responsive**
- Most Disappointing
- Commitment to Deeper Integration



**Shared votes**

stronger share    weaker share

- Pol 31%
- Rom 20%
- Cze 13%
- Slk 11%
- Lit 6%
- Hun 31%
- Pol 8%
- Pol 12%
- Pol 10%
- Pol 5%

**Lopsided votes**

- Only sending to**
  - 11% Germany
  - 7% UK
- Only receiving from**
  - 5% Croatia

Rounded results. Shares below 5% not shown.



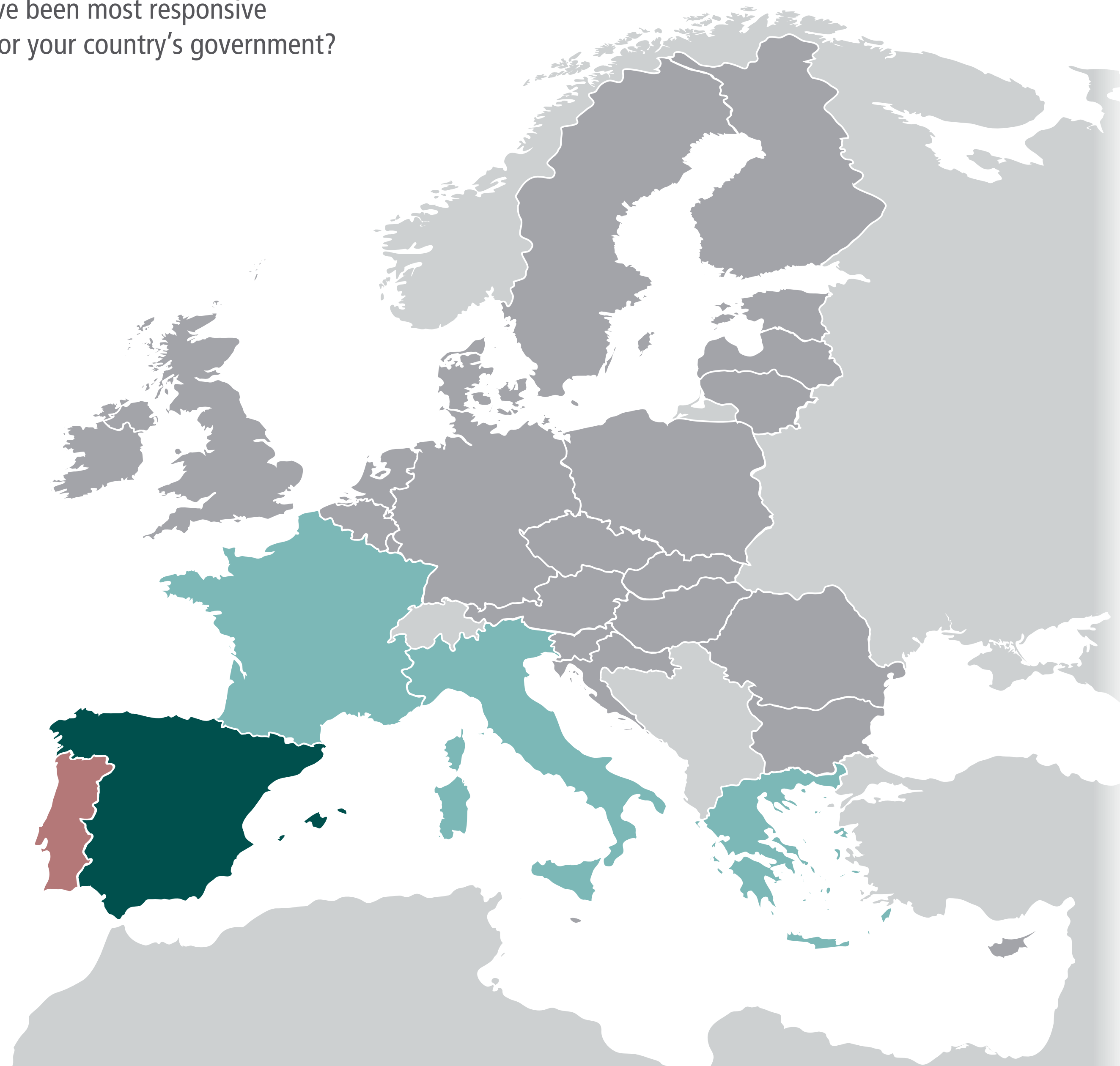
# Most Responsive Votes for Portugal by Portugal Network

**Q3** "Which EU member states have been most responsive and are easiest to work with for your country's government? (select up to five)"

- EU  Affluent Seven
- Big Six  Southern Seven
- Founding Six  Visegrád Four

- |                                |  |
|--------------------------------|--|
| Austria <input type="radio"/>  | Italy <input type="radio"/>                      |
| Belgium <input type="radio"/>  | Latvia <input type="radio"/>                     |
| Bulgaria <input type="radio"/> | Lithuania <input type="radio"/>                  |
| Croatia <input type="radio"/>  | Luxembourg <input type="radio"/>                 |
| Cyprus <input type="radio"/>   | Malta <input type="radio"/>                      |
| Czech R. <input type="radio"/> | Netherlands <input type="radio"/>                |
| Denmark <input type="radio"/>  | Poland <input type="radio"/>                     |
| Estonia <input type="radio"/>  | <b>Portugal</b> <input checked="" type="radio"/> |
| Finland <input type="radio"/>  | Romania <input type="radio"/>                    |
| France <input type="radio"/>   | Slovakia <input type="radio"/>                   |
| Germany <input type="radio"/>  | Slovenia <input type="radio"/>                   |
| Greece <input type="radio"/>   | Spain <input type="radio"/>                      |
| Hungary <input type="radio"/>  | Sweden <input type="radio"/>                     |
| Ireland <input type="radio"/>  | UK <input type="radio"/>                         |

- Preferences Overview
- Most Contacted
- Shared Interests
- Most Responsive**
- Most Disappointing
- Commitment to Deeper Integration



Of 2742 votes by 774 respondents, Portugal received 70 (2.6%)

8% Southern 7  
6% Big 6  
4% Founding 6

Share of votes by group

23% Spain  
7% France  
7% Italy  
6% Greece  
3% Luxembourg  
2% Cyprus  
2% Romania  
2% UK  
1% Estonia  
1% Germany  
1% Ireland  
1% Lithuania  
1% Slovenia

Share of votes by country

■ Top %  
■ 10+ %  
■ 5-9 %  
■ 1-4 %

Rounded results. 0% shares not shown.

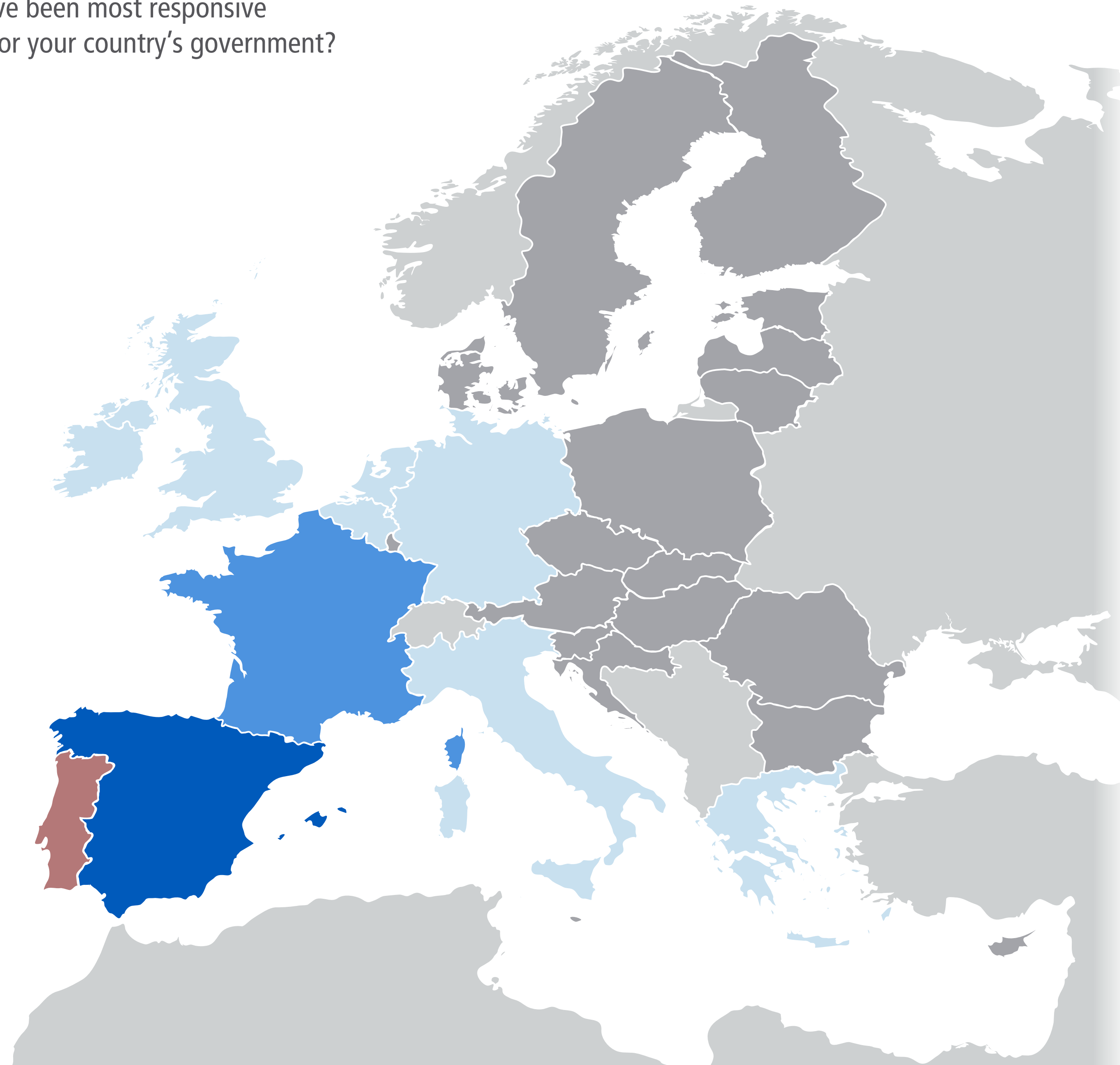
# Most Responsive Votes for Portugal by Portugal Network

**Q3** "Which EU member states have been most responsive and are easiest to work with for your country's government? (select up to five)"

- EU  Affluent Seven
- Big Six  Southern Seven
- Founding Six  Visegrád Four

- |                                |  |
|--------------------------------|--|
| Austria <input type="radio"/>  | Italy <input type="radio"/>                      |
| Belgium <input type="radio"/>  | Latvia <input type="radio"/>                     |
| Bulgaria <input type="radio"/> | Lithuania <input type="radio"/>                  |
| Croatia <input type="radio"/>  | Luxembourg <input type="radio"/>                 |
| Cyprus <input type="radio"/>   | Malta <input type="radio"/>                      |
| Czech R. <input type="radio"/> | Netherlands <input type="radio"/>                |
| Denmark <input type="radio"/>  | Poland <input type="radio"/>                     |
| Estonia <input type="radio"/>  | <b>Portugal</b> <input checked="" type="radio"/> |
| Finland <input type="radio"/>  | Romania <input type="radio"/>                    |
| France <input type="radio"/>   | Slovakia <input type="radio"/>                   |
| Germany <input type="radio"/>  | Slovenia <input type="radio"/>                   |
| Greece <input type="radio"/>   | Spain <input type="radio"/>                      |
| Hungary <input type="radio"/>  | Sweden <input type="radio"/>                     |
| Ireland <input type="radio"/>  | UK <input type="radio"/>                         |

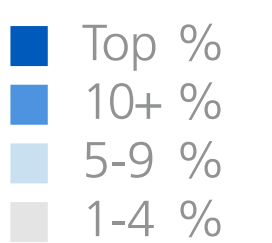
- Preferences Overview
- Most Contacted
- Shared Interests
- Most Responsive**
- Most Disappointing
- Commitment to Deeper Integration



Of 65 votes by 21 respondents, Spain received the most: 17

75%	Big 6	Share of votes for group
63%	Southern 7	
49%	Founding 6	
11%	Affluent 7	
3%	Visegrád 4	

26%	Spain	Share of votes for country
22%	France	
9%	Germany	
9%	Italy	
6%	UK	
5%	Belgium	
5%	Greece	
5%	Ireland	
5%	Netherlands	
3%	Poland	
2%	Austria	
2%	Malta	
2%	Romania	
2%	Slovenia	



Rounded results. 0% shares not shown.



# Most Responsive Votes for Portugal by Portugal Network

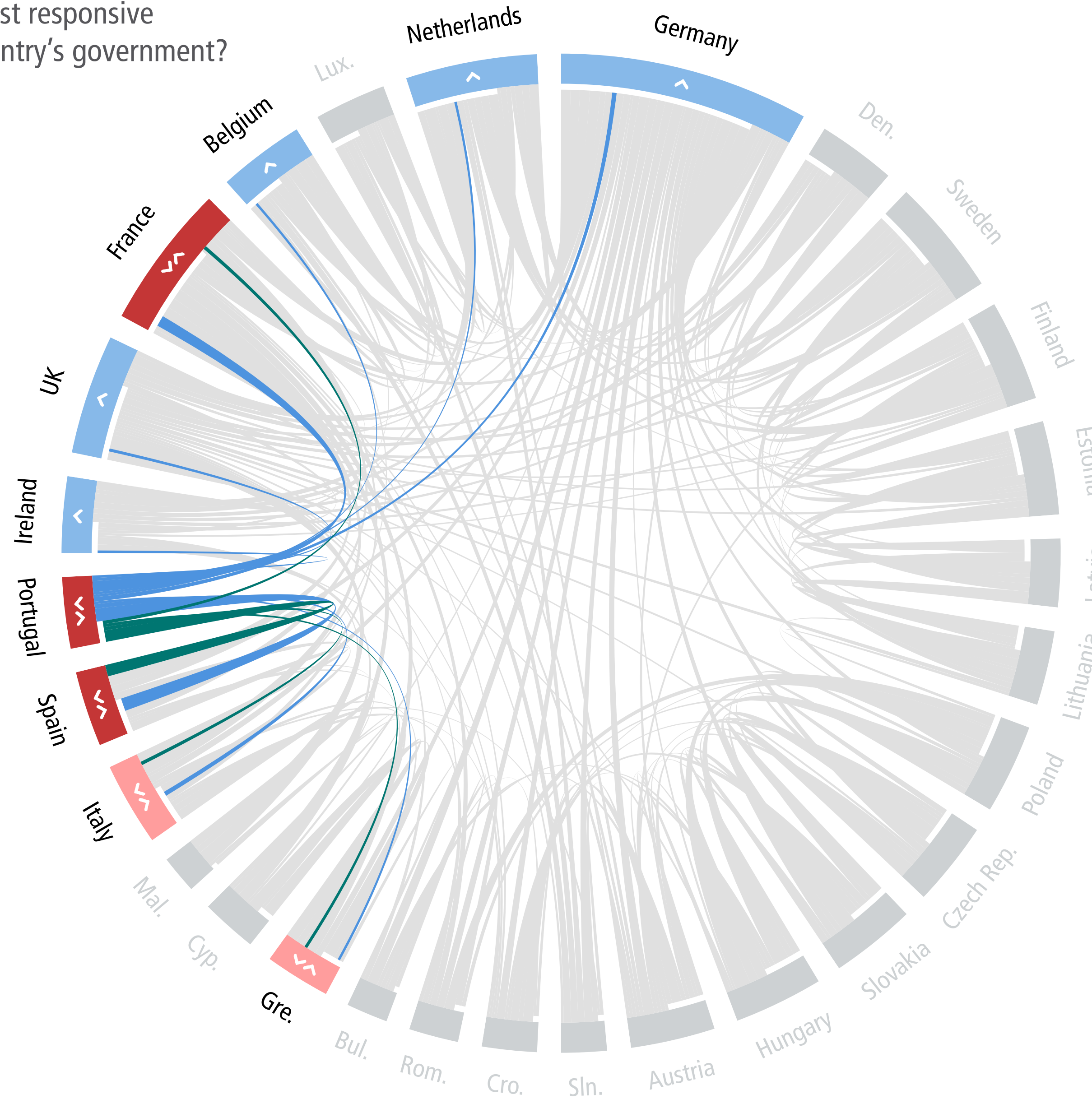
**Q3** "Which EU member states have been most responsive and are easiest to work with for your country's government? (select up to five)"

EU	<	○	Affluent Seven	<	>
Big Six	<	>	Southern Seven	<	>
Founding Six	<	>	Visegrád Four	<	>

---

Austria	<	>	○	Italy	<	>	○
Belgium	<	>	○	Latvia	<	>	○
Bulgaria	<	>	○	Lithuania	<	>	○
Croatia	<	>	○	Luxembourg	<	>	○
Cyprus	<	>	○	Malta	<	>	○
Czech R.	<	>	○	Netherlands	<	>	○
Denmark	<	>	○	Poland	<	>	○
Estonia	<	>	○	<b>Portugal</b>	<	>	●
Finland	<	>	○	Romania	<	>	○
France	<	>	○	Slovakia	<	>	○
Germany	<	>	○	Slovenia	<	>	○
Greece	<	>	○	Spain	<	>	○
Hungary	<	>	○	Sweden	<	>	○
Ireland	<	>	○	UK	<	>	○

- Preferences Overview
- Most Contacted
- Shared Interests
- Most Responsive**
- Most Disappointing
- Commitment to Deeper Integration



**Shared votes**

stronger share      weaker share

- Por 26%
- Spa 23%
- Por 22%
- Fra 7%
- Por 9%
- Ita 7%
- Gre 6%
- Por 5%

**Lopsided votes**

Only sending to

- 9% Germany
- 6% UK
- 5% Belgium
- 5% Ireland
- 5% Netherlands

Rounded results. Shares below 5% not shown.

# Most Responsive Votes for Romania by Romania Network

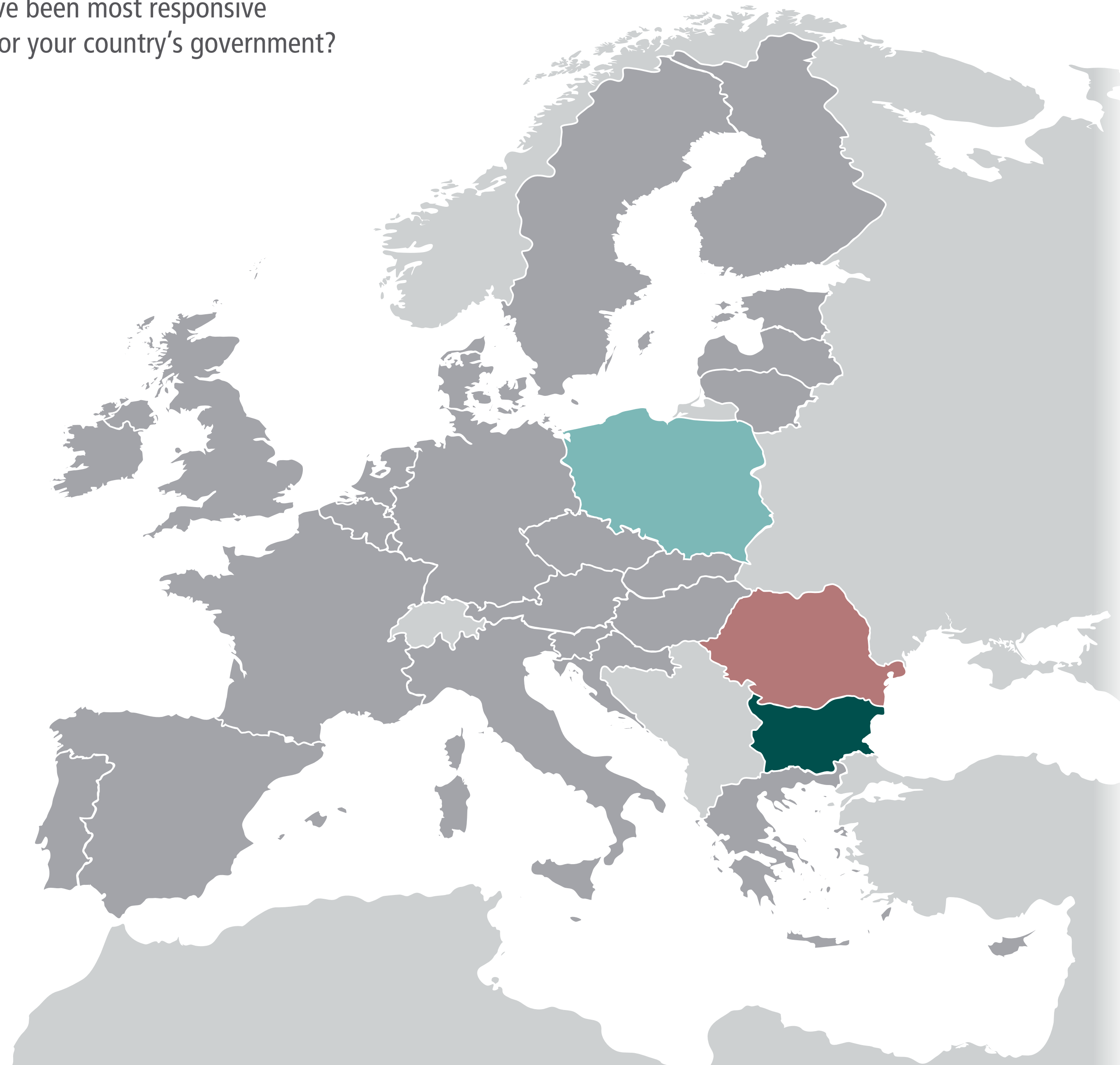
**Q3** "Which EU member states have been most responsive and are easiest to work with for your country's government? (select up to five)"

EU	<	<input type="radio"/>	Affluent Seven	<	>
Big Six	<	>	Southern Seven	<	>
Founding Six	<	>	Visegrád Four	<	>

---

Austria	<	>	<input type="radio"/>	Italy	<	>	<input type="radio"/>
Belgium	<	>	<input type="radio"/>	Latvia	<	>	<input type="radio"/>
Bulgaria	<	>	<input type="radio"/>	Lithuania	<	>	<input type="radio"/>
Croatia	<	>	<input type="radio"/>	Luxembourg	<	>	<input type="radio"/>
Cyprus	<	>	<input type="radio"/>	Malta	<	>	<input type="radio"/>
Czech R.	<	>	<input type="radio"/>	Netherlands	<	>	<input type="radio"/>
Denmark	<	>	<input type="radio"/>	Poland	<	>	<input type="radio"/>
Estonia	<	>	<input type="radio"/>	Portugal	<	>	<input type="radio"/>
Finland	<	>	<input type="radio"/>	<b>Romania</b>	<	>	<input checked="" type="radio"/>
France	<	>	<input type="radio"/>	Slovakia	<	>	<input type="radio"/>
Germany	<	>	<input type="radio"/>	Slovenia	<	>	<input type="radio"/>
Greece	<	>	<input type="radio"/>	Spain	<	>	<input type="radio"/>
Hungary	<	>	<input type="radio"/>	Sweden	<	>	<input type="radio"/>
Ireland	<	>	<input type="radio"/>	UK	<	>	<input type="radio"/>

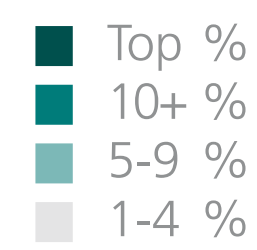
- Preferences Overview
- Most Contacted
- Shared Interests
- Most Responsive**
- Most Disappointing
- Commitment to Deeper Integration



Of 2742 votes by 774 respondents, Romania received 54 (2%)

4%	Visegrád 4	Share of votes by group
2%	Big 6	
2%	Southern 7	
1%	Founding 6	

13%	Bulgaria	Share of votes by country
8%	Poland	
3%	Italy	
3%	Malta	
2%	Belgium	
2%	Greece	
2%	Portugal	
2%	Spain	
2%	UK	
1%	Czech Rep.	
1%	France	
1%	Lithuania	
1%	Slovakia	
1%	Slovenia	



Rounded results. 0% shares not shown.

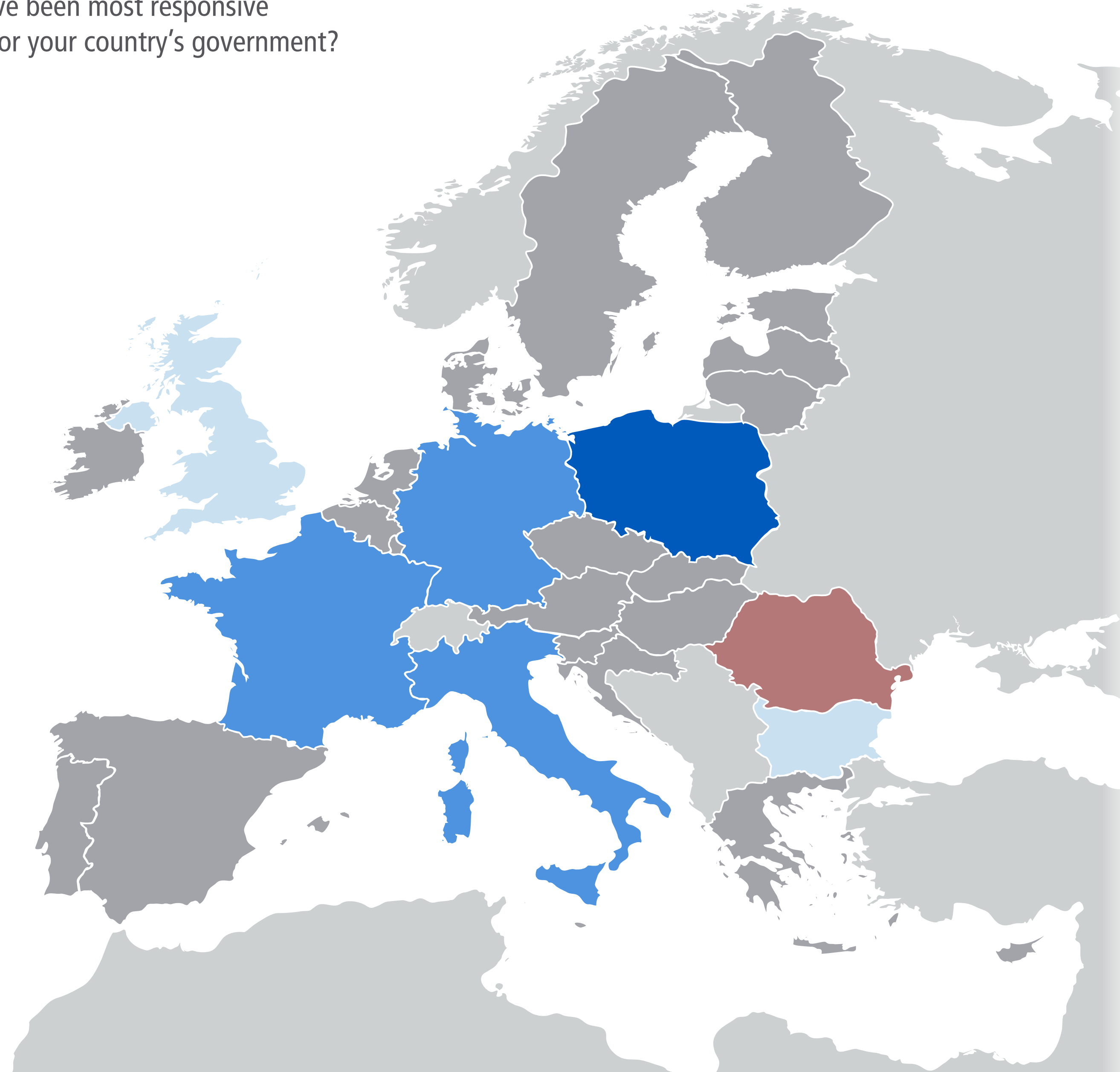


# Most Responsive Votes for Romania by Romania Network

**Q3** "Which EU member states have been most responsive and are easiest to work with for your country's government? (select up to five)"

EU	<	<input type="radio"/>	Affluent Seven	<	>		
Big Six	<	>	Southern Seven	<	>		
Founding Six	<	>	Visegrád Four	<	>		
Austria	<	>	<input type="radio"/>	Italy	<	>	<input type="radio"/>
Belgium	<	>	<input type="radio"/>	Latvia	<	>	<input type="radio"/>
Bulgaria	<	>	<input type="radio"/>	Lithuania	<	>	<input type="radio"/>
Croatia	<	>	<input type="radio"/>	Luxembourg	<	>	<input type="radio"/>
Cyprus	<	>	<input type="radio"/>	Malta	<	>	<input type="radio"/>
Czech R.	<	>	<input type="radio"/>	Netherlands	<	>	<input type="radio"/>
Denmark	<	>	<input type="radio"/>	Poland	<	>	<input type="radio"/>
Estonia	<	>	<input type="radio"/>	Portugal	<	>	<input type="radio"/>
Finland	<	>	<input type="radio"/>	<b>Romania</b>	<	>	<input checked="" type="radio"/>
France	<	>	<input type="radio"/>	Slovakia	<	>	<input type="radio"/>
Germany	<	>	<input type="radio"/>	Slovenia	<	>	<input type="radio"/>
Greece	<	>	<input type="radio"/>	Spain	<	>	<input type="radio"/>
Hungary	<	>	<input type="radio"/>	Sweden	<	>	<input type="radio"/>
Ireland	<	>	<input type="radio"/>	UK	<	>	<input type="radio"/>

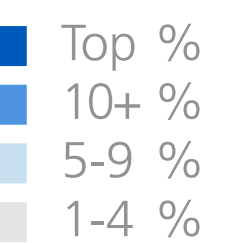
- Preferences Overview
- Most Contacted
- Shared Interests
- Most Responsive**
- Most Disappointing
- Commitment to Deeper Integration



Of 97 votes by 29 respondents, Poland received the most: 19

70%	Big 6	Share of votes for group
44%	Founding 6	
33%	Southern 7	
27%	Visegrád 4	
6%	Affluent 7	

20%	Poland	Share of votes for country
16%	Germany	
14%	France	
10%	Italy	
8%	Bulgaria	
5%	UK	
4%	Spain	
3%	Hungary	
2%	Austria	
2%	Croatia	
2%	Czech Rep.	
2%	Greece	
2%	Lithuania	
2%	Portugal	
2%	Slovakia	
1%	Belgium	
1%	Denmark	
1%	Luxembourg	
1%	Netherlands	



Rounded results. 0% shares not shown.

# Most Responsive Votes for Romania by Romania Network

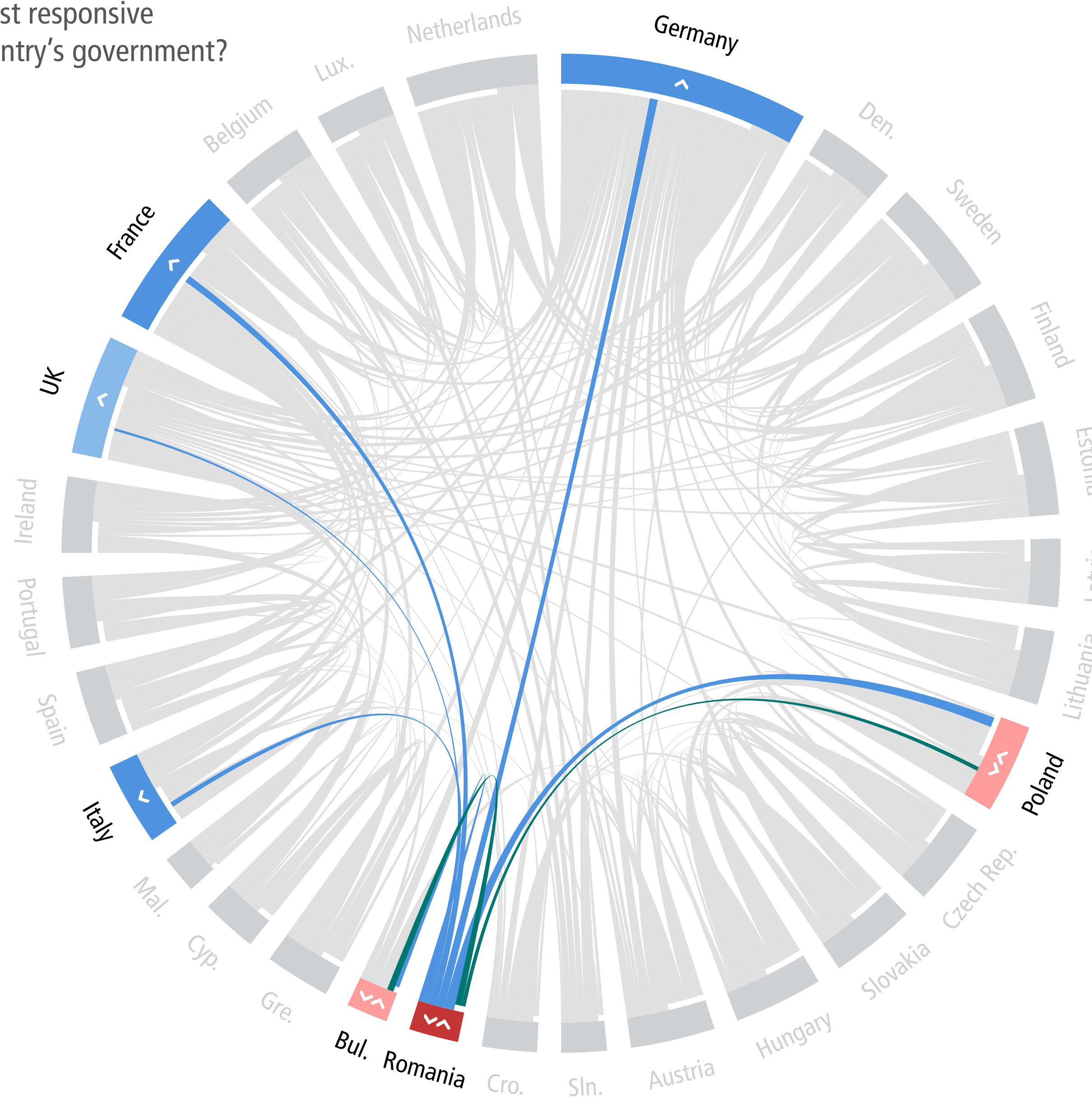
**Q3** "Which EU member states have been most responsive and are easiest to work with for your country's government? (select up to five)"

EU	<	○	Affluent Seven	<	>
Big Six	<	>	Southern Seven	<	>
Founding Six	<	>	Visegrád Four	<	>

---

Austria	<	>	○	Italy	<	>	○
Belgium	<	>	○	Latvia	<	>	○
Bulgaria	<	>	○	Lithuania	<	>	○
Croatia	<	>	○	Luxembourg	<	>	○
Cyprus	<	>	○	Malta	<	>	○
Czech R.	<	>	○	Netherlands	<	>	○
Denmark	<	>	○	Poland	<	>	○
Estonia	<	>	○	Portugal	<	>	○
Finland	<	>	○	<b>Romania</b>	<	>	●
France	<	>	○	Slovakia	<	>	○
Germany	<	>	○	Slovenia	<	>	○
Greece	<	>	○	Spain	<	>	○
Hungary	<	>	○	Sweden	<	>	○
Ireland	<	>	○	UK	<	>	○

- Preferences Overview
- Most Contacted
- Shared Interests
- Most Responsive**
- Most Disappointing
- Commitment to Deeper Integration



**Shared votes**

stronger share    weaker share

■ Rom 20%    ● Pol 8%    ●  
■ Bul 13%    ● Rom 8%    ●

**Lopsided votes**

**Only sending to**

16% ■ Germany  
 14% ■ France  
 10% ■ Italy  
 5% ■ UK

Rounded results. Shares below 5% not shown.

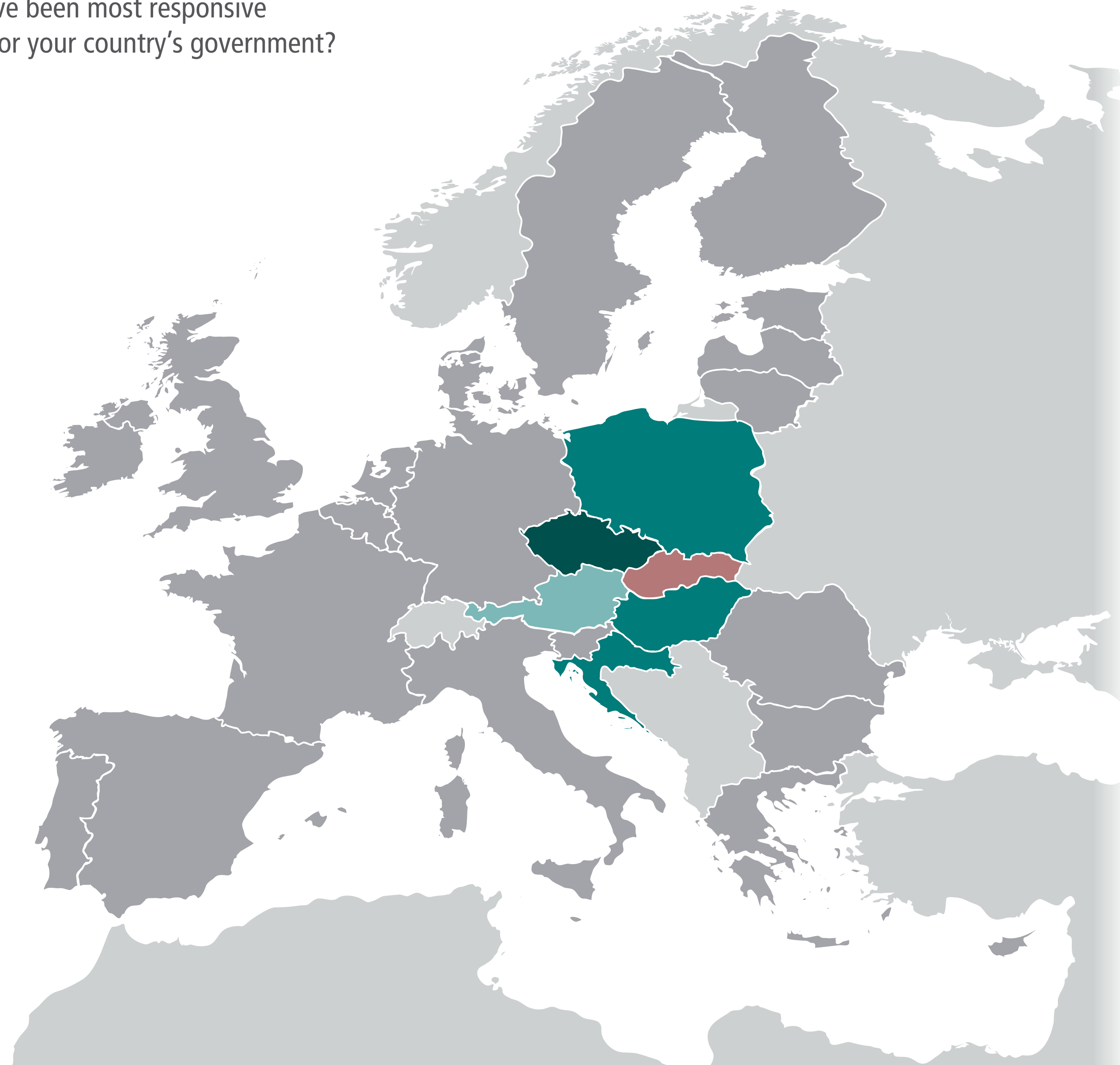


# Most Responsive Votes for Slovakia by Slovakia Network

**Q3** "Which EU member states have been most responsive and are easiest to work with for your country's government? (select up to five)"

- |              |   |                       |                |   |   |
|--------------|---|-----------------------|----------------|---|---|
| EU           | < | <input type="radio"/> | Affluent Seven | < | > |
| Big Six      | < | >                     | Southern Seven | < | > |
| Founding Six | < | >                     | Visegrád Four  | < | > |
- 
- |          |   |   |                       |                 |   |   |                                  |
|----------|---|---|-----------------------|-----------------|---|---|----------------------------------|
| Austria  | < | > | <input type="radio"/> | Italy           | < | > | <input type="radio"/>            |
| Belgium  | < | > | <input type="radio"/> | Latvia          | < | > | <input type="radio"/>            |
| Bulgaria | < | > | <input type="radio"/> | Lithuania       | < | > | <input type="radio"/>            |
| Croatia  | < | > | <input type="radio"/> | Luxembourg      | < | > | <input type="radio"/>            |
| Cyprus   | < | > | <input type="radio"/> | Malta           | < | > | <input type="radio"/>            |
| Czech R. | < | > | <input type="radio"/> | Netherlands     | < | > | <input type="radio"/>            |
| Denmark  | < | > | <input type="radio"/> | Poland          | < | > | <input type="radio"/>            |
| Estonia  | < | > | <input type="radio"/> | Portugal        | < | > | <input type="radio"/>            |
| Finland  | < | > | <input type="radio"/> | Romania         | < | > | <input type="radio"/>            |
| France   | < | > | <input type="radio"/> | <b>Slovakia</b> | < | > | <input checked="" type="radio"/> |
| Germany  | < | > | <input type="radio"/> | Slovenia        | < | > | <input type="radio"/>            |
| Greece   | < | > | <input type="radio"/> | Spain           | < | > | <input type="radio"/>            |
| Hungary  | < | > | <input type="radio"/> | Sweden          | < | > | <input type="radio"/>            |
| Ireland  | < | > | <input type="radio"/> | UK              | < | > | <input type="radio"/>            |

- Preferences Overview
- Most Contacted
- Shared Interests
- Most Responsive**
- Most Disappointing
- Commitment to Deeper Integration



Of 2742 votes by 774 respondents, Slovakia received 74 (2.7%)

14% Visegrád 4  
2% Big 6  
1% Affluent 7

Share of votes by group

30% Czech Rep.  
19% Hungary  
16% Croatia  
10% Poland  
8% Austria  
4% Bulgaria  
2% Romania  
2% Slovenia  
1% France  
1% Ireland

Share of votes by country

■ Top %  
■ 10+ %  
■ 5-9 %  
■ 1-4 %

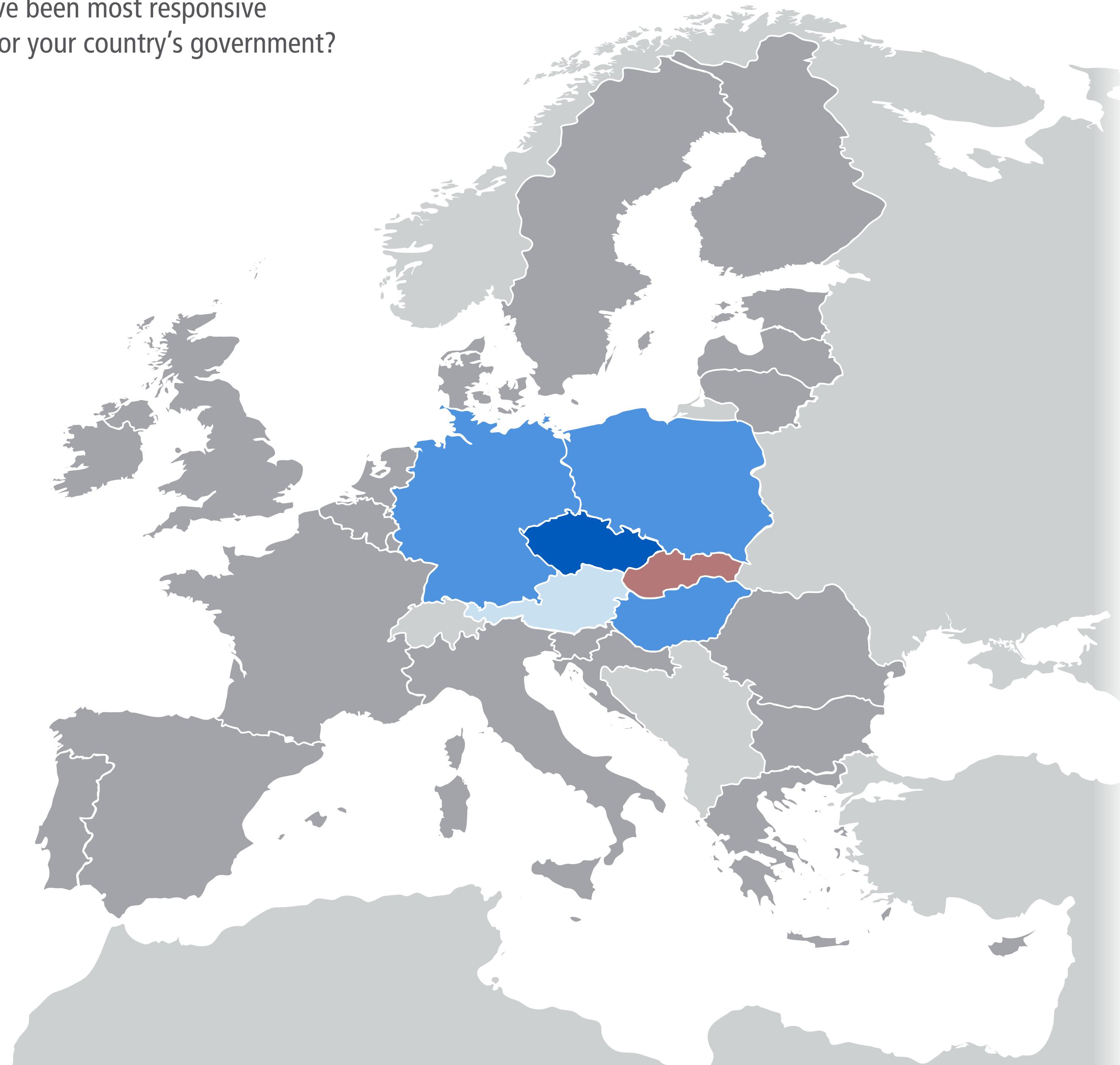
Rounded results. 0% shares not shown.

# Most Responsive Votes for Slovakia by Slovakia Network

**Q3** "Which EU member states have been most responsive and are easiest to work with for your country's government? (select up to five)"

- |              |   |                       |                |   |   |
|--------------|---|-----------------------|----------------|---|---|
| EU           | < | <input type="radio"/> | Affluent Seven | < | > |
| Big Six      | < | >                     | Southern Seven | < | > |
| Founding Six | < | >                     | Visegrád Four  | < | > |
- 
- |          |   |   |                       |                 |   |   |                                  |
|----------|---|---|-----------------------|-----------------|---|---|----------------------------------|
| Austria  | < | > | <input type="radio"/> | Italy           | < | > | <input type="radio"/>            |
| Belgium  | < | > | <input type="radio"/> | Latvia          | < | > | <input type="radio"/>            |
| Bulgaria | < | > | <input type="radio"/> | Lithuania       | < | > | <input type="radio"/>            |
| Croatia  | < | > | <input type="radio"/> | Luxembourg      | < | > | <input type="radio"/>            |
| Cyprus   | < | > | <input type="radio"/> | Malta           | < | > | <input type="radio"/>            |
| Czech R. | < | > | <input type="radio"/> | Netherlands     | < | > | <input type="radio"/>            |
| Denmark  | < | > | <input type="radio"/> | Poland          | < | > | <input type="radio"/>            |
| Estonia  | < | > | <input type="radio"/> | Portugal        | < | > | <input type="radio"/>            |
| Finland  | < | > | <input type="radio"/> | Romania         | < | > | <input type="radio"/>            |
| France   | < | > | <input type="radio"/> | <b>Slovakia</b> | < | > | <input checked="" type="radio"/> |
| Germany  | < | > | <input type="radio"/> | Slovenia        | < | > | <input type="radio"/>            |
| Greece   | < | > | <input type="radio"/> | Spain           | < | > | <input type="radio"/>            |
| Hungary  | < | > | <input type="radio"/> | Sweden          | < | > | <input type="radio"/>            |
| Ireland  | < | > | <input type="radio"/> | UK              | < | > | <input type="radio"/>            |

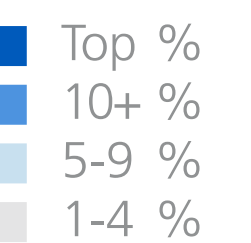
- Preferences Overview
- Most Contacted
- Shared Interests
- Most Responsive**
- Most Disappointing
- Commitment to Deeper Integration



Of 72 votes by 23 respondents, Czech Rep. received the most: 22

57%	■	Visegrád 4	Share of votes for group
29%	■	Big 6	
19%	■	Founding 6	
17%	■	Affluent 7	
4%	■	Southern 7	

31%	■	Czech Rep.	Share of votes for country
15%	■	Germany	
15%	■	Hungary	
11%	■	Poland	
7%	■	Austria	
4%	■	Sweden	
3%	■	Denmark	
3%	■	France	
1%	■	Bulgaria	
1%	■	Cyprus	
1%	■	Finland	
1%	■	Ireland	
1%	■	Latvia	
1%	■	Netherlands	
1%	■	Romania	
1%	■	Slovenia	



Rounded results. 0% shares not shown.



# Most Responsive Votes for Slovakia by Slovakia Network

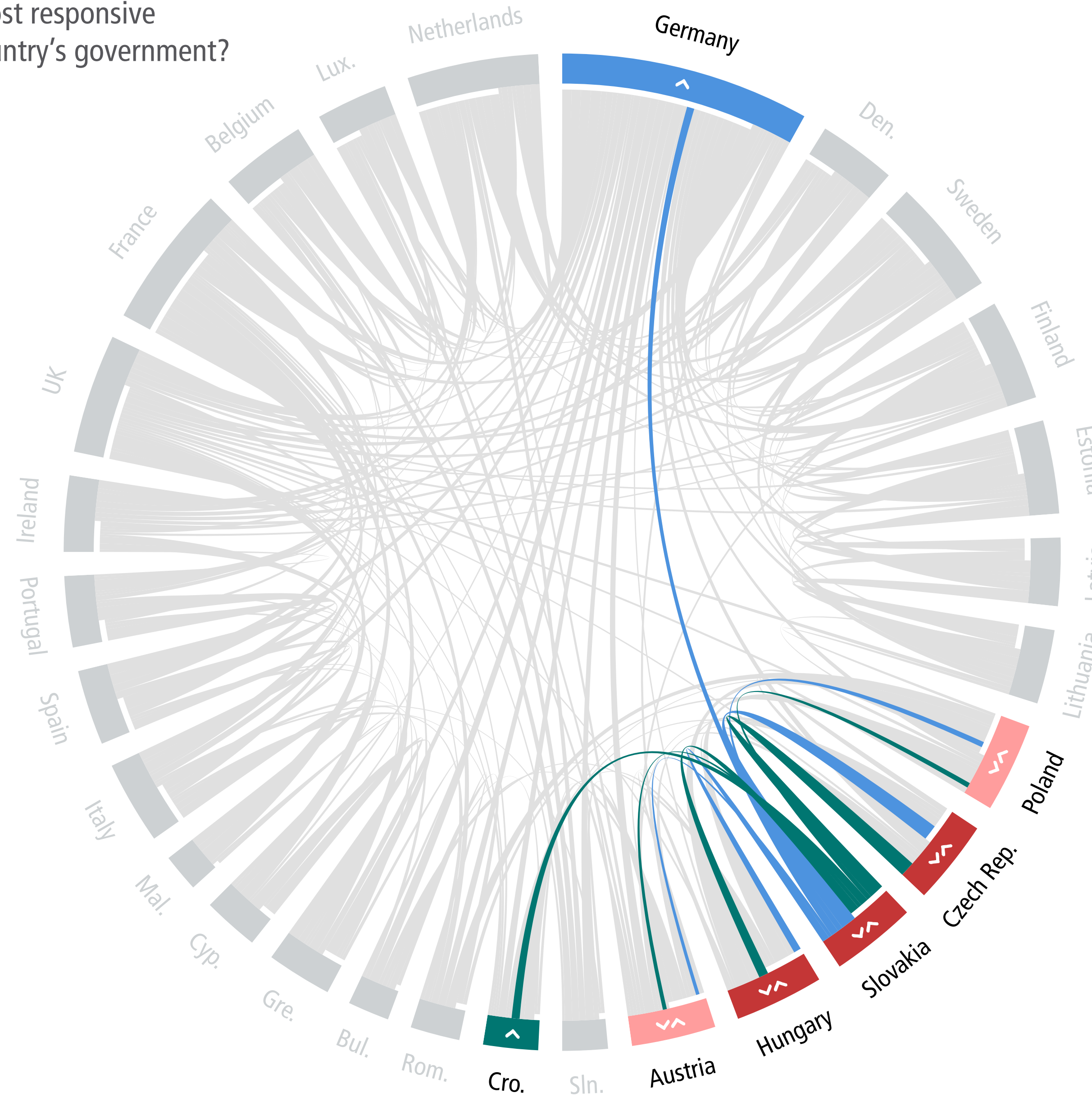
**Q3** "Which EU member states have been most responsive and are easiest to work with for your country's government? (select up to five)"

EU	<	○	Affluent Seven	<	>
Big Six	<	>	Southern Seven	<	>
Founding Six	<	>	Visegrád Four	<	>

---

Austria	<	>	○	Italy	<	>	○
Belgium	<	>	○	Latvia	<	>	○
Bulgaria	<	>	○	Lithuania	<	>	○
Croatia	<	>	○	Luxembourg	<	>	○
Cyprus	<	>	○	Malta	<	>	○
Czech R.	<	>	○	Netherlands	<	>	○
Denmark	<	>	○	Poland	<	>	○
Estonia	<	>	○	Portugal	<	>	○
Finland	<	>	○	Romania	<	>	○
France	<	>	○	<b>Slovakia</b>	<	>	●
Germany	<	>	○	Slovenia	<	>	○
Greece	<	>	○	Spain	<	>	○
Hungary	<	>	○	Sweden	<	>	○
Ireland	<	>	○	UK	<	>	○

- Preferences Overview
- Most Contacted
- Shared Interests
- Most Responsive**
- Most Disappointing
- Commitment to Deeper Integration



**Shared votes**

stronger share      weaker share

- Slk 31%
- Hun19%
- Slk 11%
- Aut 8%
- Cze30%
- Slk 15%
- Pol 10%
- Slk 7%

**Lopsided votes**

- Only sending to: 15% Germany
- Only receiving from: 16% Croatia

Rounded results. Shares below 5% not shown.

# Most Responsive Votes for Slovenia by Slovenia Network

**Q3** "Which EU member states have been most responsive and are easiest to work with for your country's government? (select up to five)"

EU	<	<input type="radio"/>	Affluent Seven	<	>
Big Six	<	>	Southern Seven	<	>
Founding Six	<	>	Visegrád Four	<	>

---

Austria	<	>	<input type="radio"/>	Italy	<	>	<input type="radio"/>
Belgium	<	>	<input type="radio"/>	Latvia	<	>	<input type="radio"/>
Bulgaria	<	>	<input type="radio"/>	Lithuania	<	>	<input type="radio"/>
Croatia	<	>	<input type="radio"/>	Luxembourg	<	>	<input type="radio"/>
Cyprus	<	>	<input type="radio"/>	Malta	<	>	<input type="radio"/>
Czech R.	<	>	<input type="radio"/>	Netherlands	<	>	<input type="radio"/>
Denmark	<	>	<input type="radio"/>	Poland	<	>	<input type="radio"/>
Estonia	<	>	<input type="radio"/>	Portugal	<	>	<input type="radio"/>
Finland	<	>	<input type="radio"/>	Romania	<	>	<input type="radio"/>
France	<	>	<input type="radio"/>	Slovakia	<	>	<input type="radio"/>
Germany	<	>	<input type="radio"/>	<b>Slovenia</b>	<	>	<input checked="" type="radio"/>
Greece	<	>	<input type="radio"/>	Spain	<	>	<input type="radio"/>
Hungary	<	>	<input type="radio"/>	Sweden	<	>	<input type="radio"/>
Ireland	<	>	<input type="radio"/>	UK	<	>	<input type="radio"/>

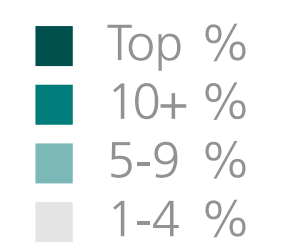
- Preferences Overview
- Most Contacted
- Shared Interests
- Most Responsive**
- Most Disappointing
- Commitment to Deeper Integration



Of 2742 votes by 774 respondents, Slovenia received 29 (1.1%)

2%	Founding 6	Share of votes by group
2%	Visegrád 4	
1%	Affluent 7	
1%	Big 6	
1%	Southern 7	

7%	Austria	Share of votes by country
5%	Italy	
3%	Czech Rep.	
3%	Hungary	
3%	Luxembourg	
2%	Belgium	
2%	Croatia	
2%	Portugal	
1%	Bulgaria	
1%	France	
1%	Ireland	
1%	Latvia	
1%	Poland	
1%	Slovakia	



Rounded results. 0% shares not shown.

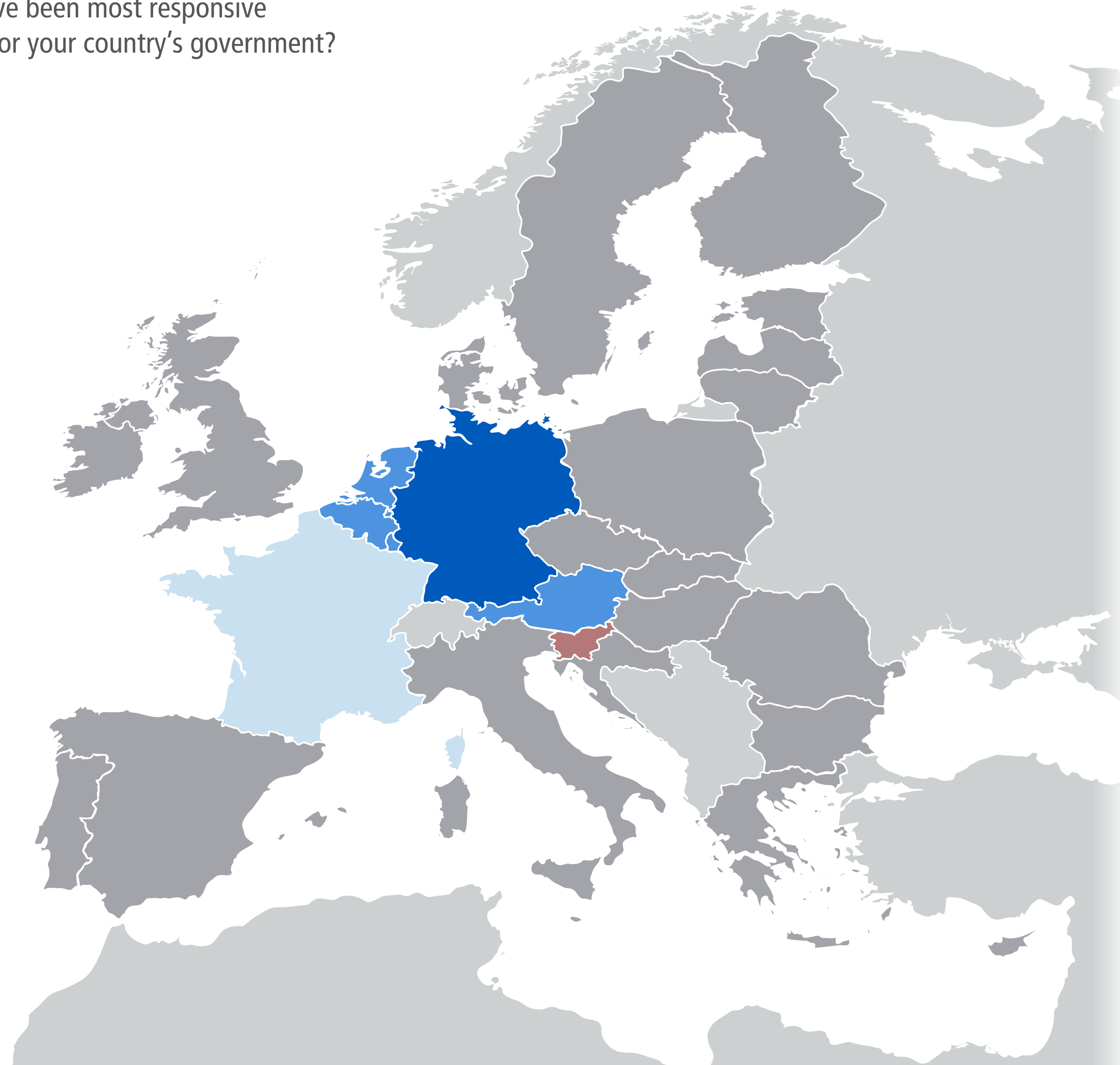


# Most Responsive Votes for Slovenia by Slovenia Network

**Q3** "Which EU member states have been most responsive and are easiest to work with for your country's government? (select up to five)"

EU	<	<input type="radio"/>	Affluent Seven	<	>		
Big Six	<	>	Southern Seven	<	>		
Founding Six	<	>	Visegrád Four	<	>		
<hr/>							
Austria	<	>	<input type="radio"/>	Italy	<	>	<input type="radio"/>
Belgium	<	>	<input type="radio"/>	Latvia	<	>	<input type="radio"/>
Bulgaria	<	>	<input type="radio"/>	Lithuania	<	>	<input type="radio"/>
Croatia	<	>	<input type="radio"/>	Luxembourg	<	>	<input type="radio"/>
Cyprus	<	>	<input type="radio"/>	Malta	<	>	<input type="radio"/>
Czech R.	<	>	<input type="radio"/>	Netherlands	<	>	<input type="radio"/>
Denmark	<	>	<input type="radio"/>	Poland	<	>	<input type="radio"/>
Estonia	<	>	<input type="radio"/>	Portugal	<	>	<input type="radio"/>
Finland	<	>	<input type="radio"/>	Romania	<	>	<input type="radio"/>
France	<	>	<input type="radio"/>	Slovakia	<	>	<input type="radio"/>
Germany	<	>	<input type="radio"/>	<b>Slovenia</b>	<	>	<input checked="" type="radio"/>
Greece	<	>	<input type="radio"/>	Spain	<	>	<input type="radio"/>
Hungary	<	>	<input type="radio"/>	Sweden	<	>	<input type="radio"/>
Ireland	<	>	<input type="radio"/>	UK	<	>	<input type="radio"/>

- Preferences Overview
- Most Contacted
- Shared Interests
- Most Responsive**
- Most Disappointing
- Commitment to Deeper Integration



Of 93 votes by 24 respondents, Germany received the most: 16

Group	Share of votes for group
Founding 6	66%
Affluent 7	56%
Big 6	25%
Southern 7	8%
Visegrád 4	8%

Country	Share of votes for country
Germany	17%
Belgium	15%
Luxembourg	14%
Netherlands	13%
Austria	10%
France	5%
Czech Rep.	4%
Croatia	3%
Ireland	3%
Sweden	3%
Estonia	2%
Slovakia	2%
Finland	1%
Hungary	1%
Italy	1%
Latvia	1%
Portugal	1%
Romania	1%
UK	1%

Legend for map:  
 ■ Top %  
 ■ 10+ %  
 ■ 5-9 %  
 ■ 1-4 %

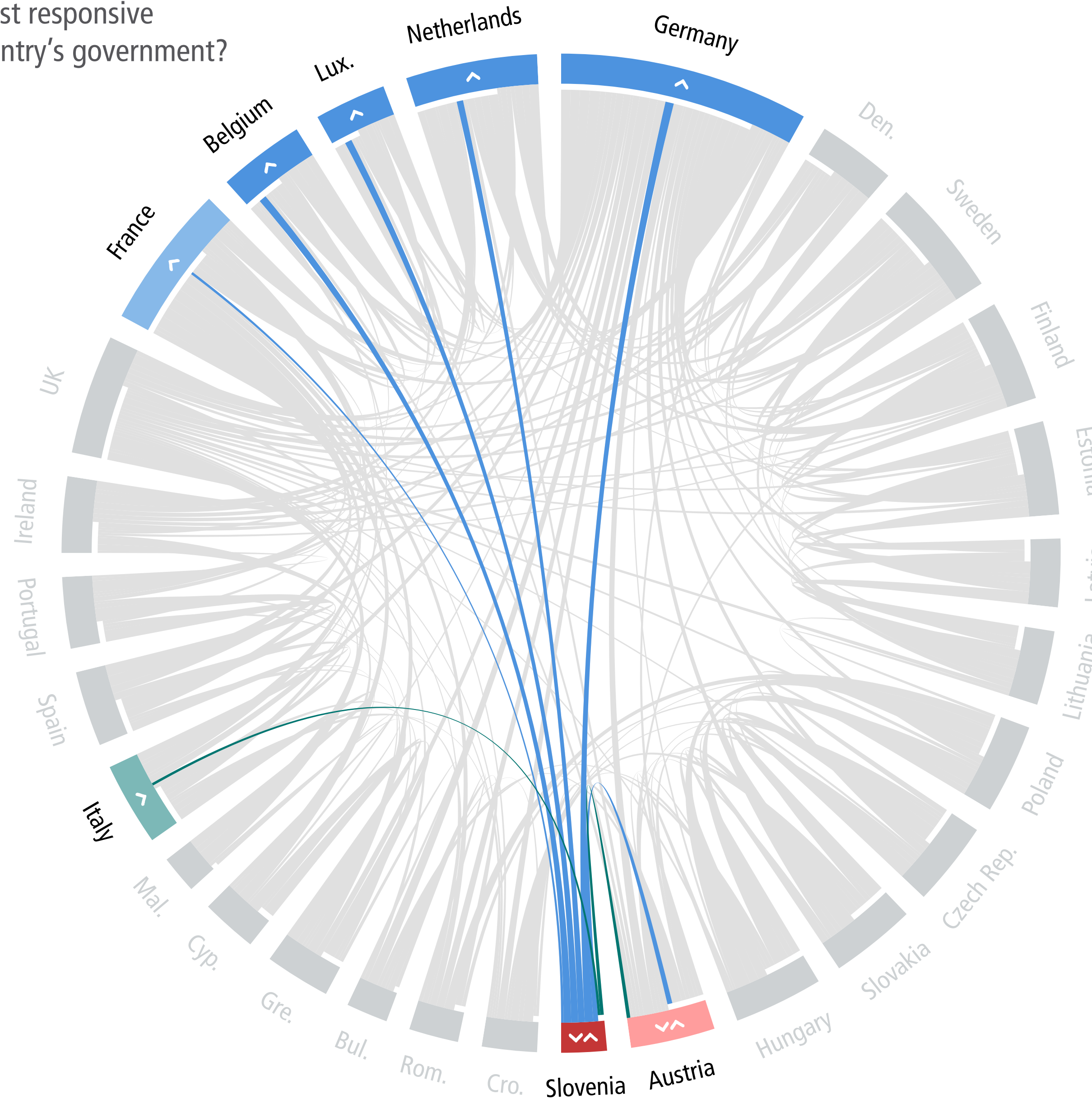
Rounded results. 0% shares not shown.

# Most Responsive Votes for Slovenia by Slovenia Network

**Q3** "Which EU member states have been most responsive and are easiest to work with for your country's government? (select up to five)"

EU	<	○	Affluent Seven	<	>		
Big Six	<	>	Southern Seven	<	>		
Founding Six	<	>	Visegrád Four	<	>		
Austria	<	>	○	Italy	<	>	○
Belgium	<	>	○	Latvia	<	>	○
Bulgaria	<	>	○	Lithuania	<	>	○
Croatia	<	>	○	Luxembourg	<	>	○
Cyprus	<	>	○	Malta	<	>	○
Czech R.	<	>	○	Netherlands	<	>	○
Denmark	<	>	○	Poland	<	>	○
Estonia	<	>	○	Portugal	<	>	○
Finland	<	>	○	Romania	<	>	○
France	<	>	○	Slovakia	<	>	○
Germany	<	>	○	<b>Slovenia</b>	<	>	●
Greece	<	>	○	Spain	<	>	○
Hungary	<	>	○	Sweden	<	>	○
Ireland	<	>	○	UK	<	>	○

- Preferences Overview
- Most Contacted
- Shared Interests
- Most Responsive**
- Most Disappointing
- Commitment to Deeper Integration



Shared votes  
 stronger share weaker share  
 Sln 10% Aut 7%

Lopsided votes  
 Only sending to  
 17% Germany  
 15% Belgium  
 14% Luxembourg  
 13% Netherlands  
 5% France  
 Only receiving from  
 5% Italy

Rounded results. Shares below 5% not shown.



# Most Responsive Votes for Spain by Spain Network

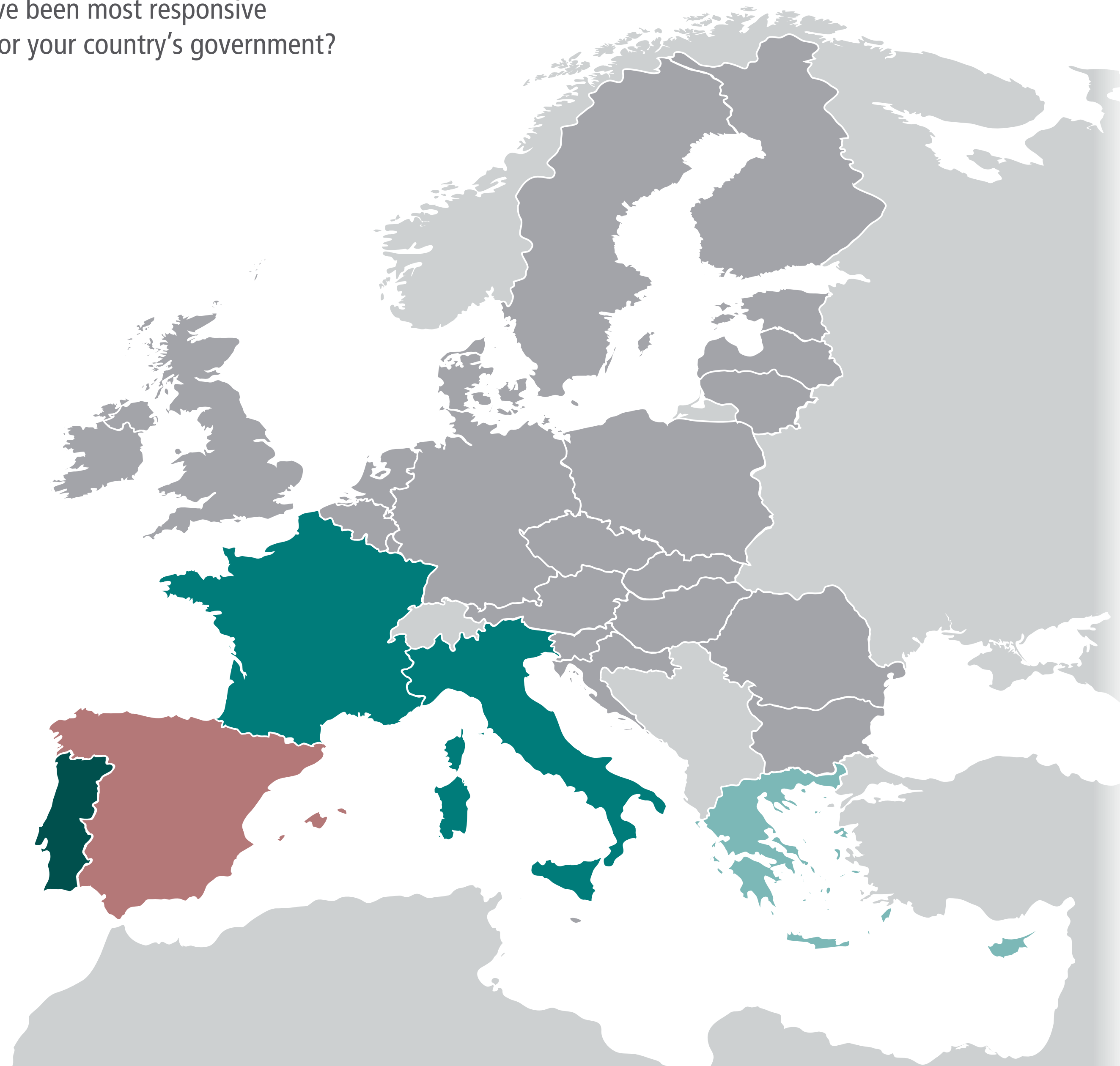
**Q3** "Which EU member states have been most responsive and are easiest to work with for your country's government? (select up to five)"

EU	<	<input type="radio"/>	Affluent Seven	<	>
Big Six	<	>	Southern Seven	<	>
Founding Six	<	>	Visegrád Four	<	>

---

Austria	<	>	<input type="radio"/>	Italy	<	>	<input type="radio"/>
Belgium	<	>	<input type="radio"/>	Latvia	<	>	<input type="radio"/>
Bulgaria	<	>	<input type="radio"/>	Lithuania	<	>	<input type="radio"/>
Croatia	<	>	<input type="radio"/>	Luxembourg	<	>	<input type="radio"/>
Cyprus	<	>	<input type="radio"/>	Malta	<	>	<input type="radio"/>
Czech R.	<	>	<input type="radio"/>	Netherlands	<	>	<input type="radio"/>
Denmark	<	>	<input type="radio"/>	Poland	<	>	<input type="radio"/>
Estonia	<	>	<input type="radio"/>	Portugal	<	>	<input type="radio"/>
Finland	<	>	<input type="radio"/>	Romania	<	>	<input type="radio"/>
France	<	>	<input type="radio"/>	Slovakia	<	>	<input type="radio"/>
Germany	<	>	<input type="radio"/>	Slovenia	<	>	<input type="radio"/>
Greece	<	>	<input type="radio"/>	<b>Spain</b>	<	>	<input checked="" type="radio"/>
Hungary	<	>	<input type="radio"/>	Sweden	<	>	<input type="radio"/>
Ireland	<	>	<input type="radio"/>	UK	<	>	<input type="radio"/>

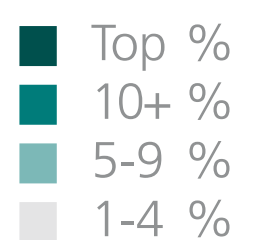
- Preferences Overview
- Most Contacted
- Shared Interests
- Most Responsive**
- Most Disappointing
- Commitment to Deeper Integration



Of 2742 votes by 774 respondents, Spain received 99 (3.6%)

12%	Southern 7	Share of votes by group
8%	Founding 6	
7%	Big 6	
1%	Affluent 7	

26%	Portugal	Share of votes by country
17%	Italy	
16%	France	
6%	Greece	
5%	Cyprus	
4%	Romania	
3%	Ireland	
2%	Belgium	
2%	Bulgaria	
2%	Luxembourg	
1%	Austria	
1%	Estonia	
1%	Germany	
1%	Poland	
1%	UK	



Rounded results. 0% shares not shown.

# Most Responsive Votes for Spain by Spain Network

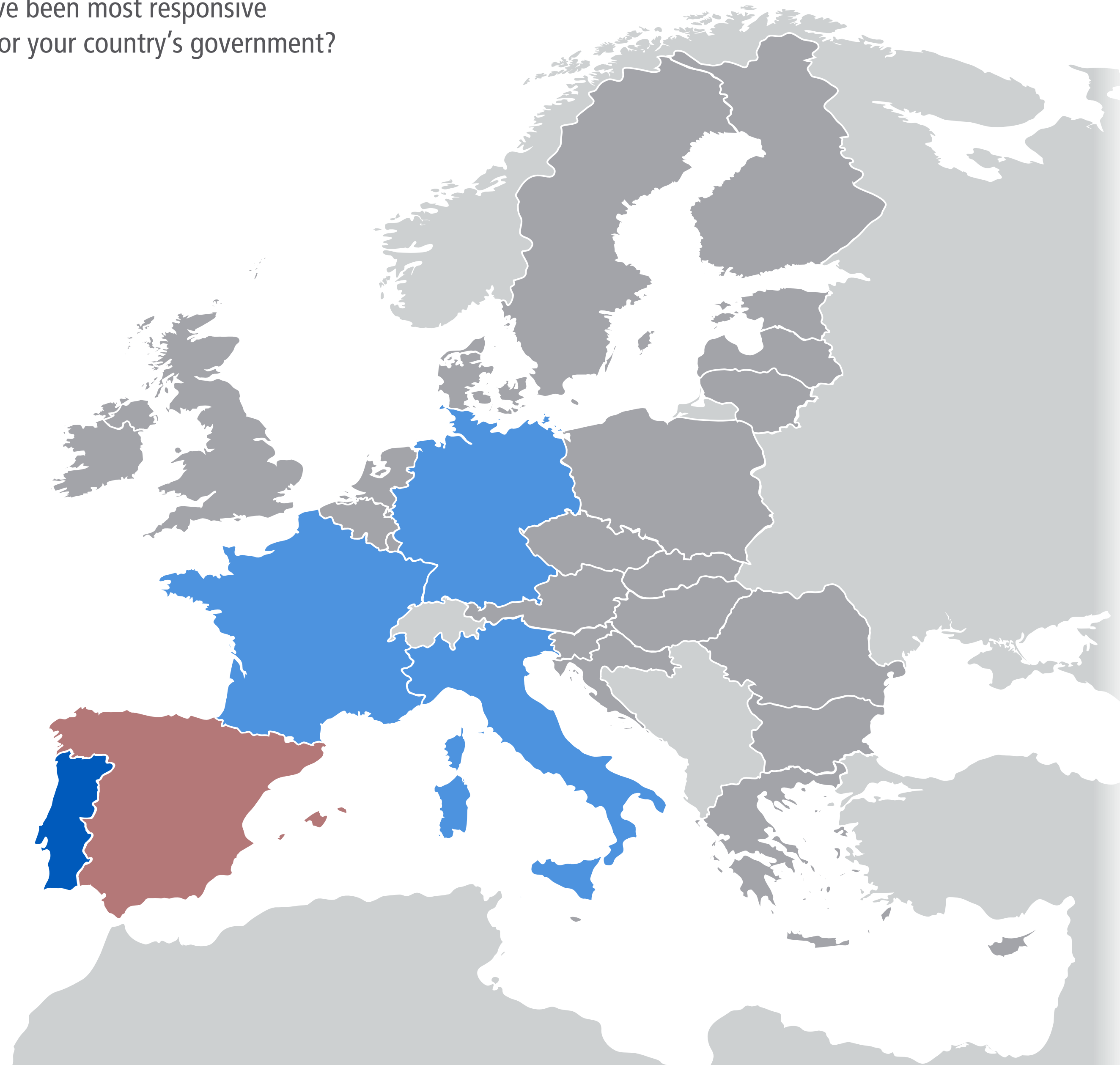
**Q3** "Which EU member states have been most responsive and are easiest to work with for your country's government? (select up to five)"

EU	<	<input type="radio"/>	Affluent Seven	<	>
Big Six	<	>	Southern Seven	<	>
Founding Six	<	>	Visegrád Four	<	>

---

Austria	<	>	<input type="radio"/>	Italy	<	>	<input type="radio"/>
Belgium	<	>	<input type="radio"/>	Latvia	<	>	<input type="radio"/>
Bulgaria	<	>	<input type="radio"/>	Lithuania	<	>	<input type="radio"/>
Croatia	<	>	<input type="radio"/>	Luxembourg	<	>	<input type="radio"/>
Cyprus	<	>	<input type="radio"/>	Malta	<	>	<input type="radio"/>
Czech R.	<	>	<input type="radio"/>	Netherlands	<	>	<input type="radio"/>
Denmark	<	>	<input type="radio"/>	Poland	<	>	<input type="radio"/>
Estonia	<	>	<input type="radio"/>	Portugal	<	>	<input type="radio"/>
Finland	<	>	<input type="radio"/>	Romania	<	>	<input type="radio"/>
France	<	>	<input type="radio"/>	Slovakia	<	>	<input type="radio"/>
Germany	<	>	<input type="radio"/>	Slovenia	<	>	<input type="radio"/>
Greece	<	>	<input type="radio"/>	<b>Spain</b>	<	>	<input checked="" type="radio"/>
Hungary	<	>	<input type="radio"/>	Sweden	<	>	<input type="radio"/>
Ireland	<	>	<input type="radio"/>	UK	<	>	<input type="radio"/>

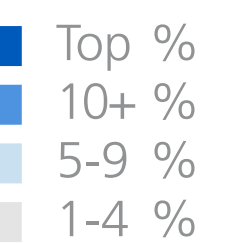
- Preferences Overview
- Most Contacted
- Shared Interests
- Most Responsive**
- Most Disappointing
- Commitment to Deeper Integration



Of 130 votes by 36 respondents, Portugal received the most: 30

60%	Southern 7	Share of votes for group
57%	Big 6	
52%	Founding 6	
5%	Affluent 7	
3%	Visegrád 4	

23%	Portugal	Share of votes for country
21%	France	
15%	Germany	
14%	Italy	
4%	UK	
3%	Poland	
2%	Croatia	
2%	Estonia	
2%	Greece	
2%	Ireland	
2%	Latvia	
2%	Lithuania	
2%	Netherlands	
2%	Romania	
2%	Sweden	
1%	Austria	
1%	Belgium	
1%	Bulgaria	
1%	Finland	
1%	Malta	



Rounded results. 0% shares not shown.

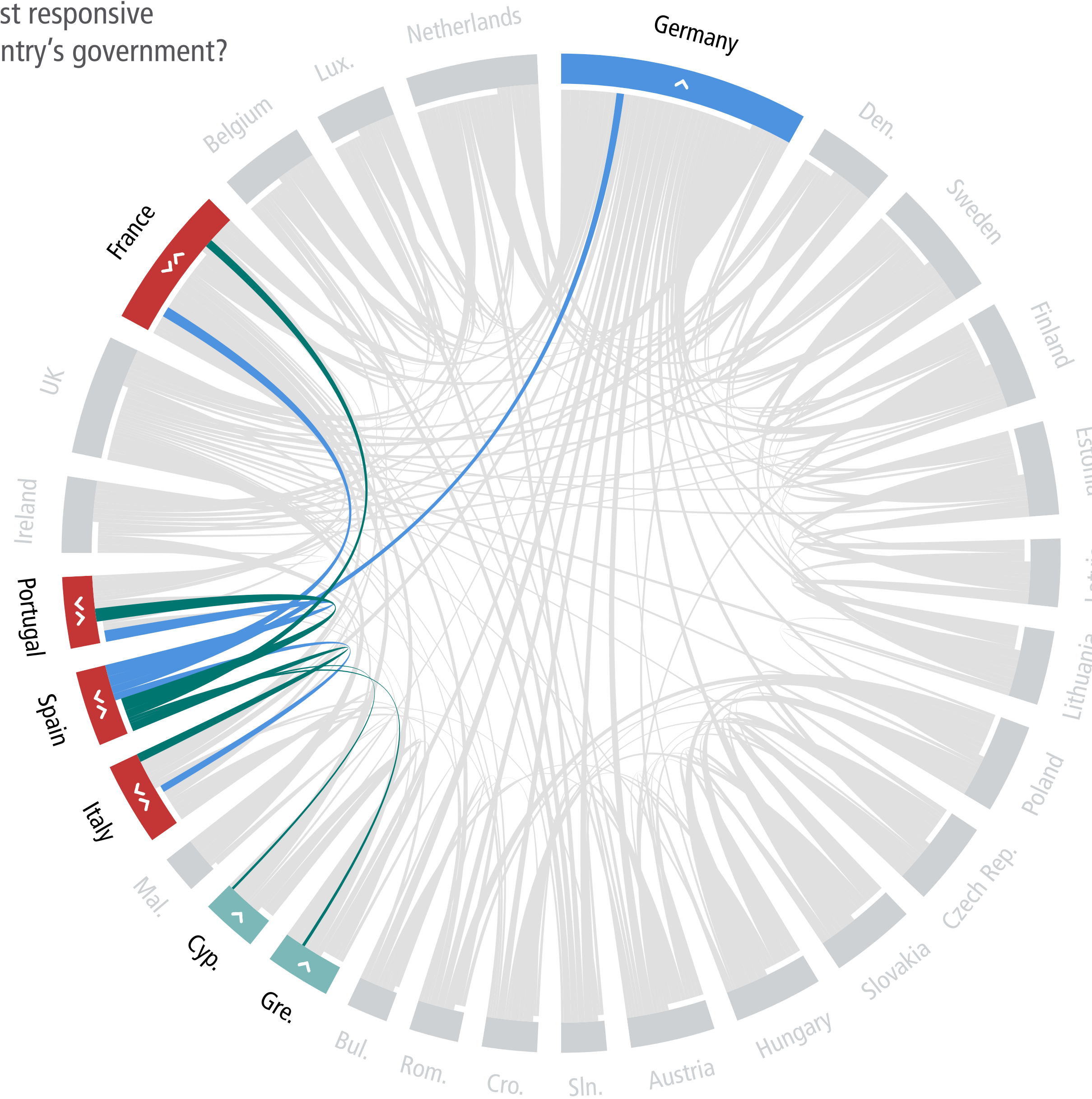


# Most Responsive Votes for Spain by Spain Network

**Q3** "Which EU member states have been most responsive and are easiest to work with for your country's government? (select up to five)"

EU	<	○	Affluent Seven	<	>		
Big Six	<	>	Southern Seven	<	>		
Founding Six	<	>	Visegrád Four	<	>		
Austria	<	>	○	Italy	<	>	○
Belgium	<	>	○	Latvia	<	>	○
Bulgaria	<	>	○	Lithuania	<	>	○
Croatia	<	>	○	Luxembourg	<	>	○
Cyprus	<	>	○	Malta	<	>	○
Czech R.	<	>	○	Netherlands	<	>	○
Denmark	<	>	○	Poland	<	>	○
Estonia	<	>	○	Portugal	<	>	○
Finland	<	>	○	Romania	<	>	○
France	<	>	○	Slovakia	<	>	○
Germany	<	>	○	Slovenia	<	>	○
Greece	<	>	○	<b>Spain</b>	<	>	●
Hungary	<	>	○	Sweden	<	>	○
Ireland	<	>	○	UK	<	>	○

- Preferences Overview
- Most Contacted
- Shared Interests
- Most Responsive**
- Most Disappointing
- Commitment to Deeper Integration



**Shared votes**

stronger share      weaker share

■ Por 26%    ● Spa 23%    ●  
■ Spa 21%    ● Fra 16%    ●  
■ Ita 17%    ● Spa 14%    ●

---

**Lopsided votes**

▶ Only sending to  
15% ■ Germany

◀ Only receiving from  
6% ■ Greece  
5% ■ Cyprus

Rounded results. Shares below 5% not shown.

# Most Responsive Votes for Sweden by Sweden Network

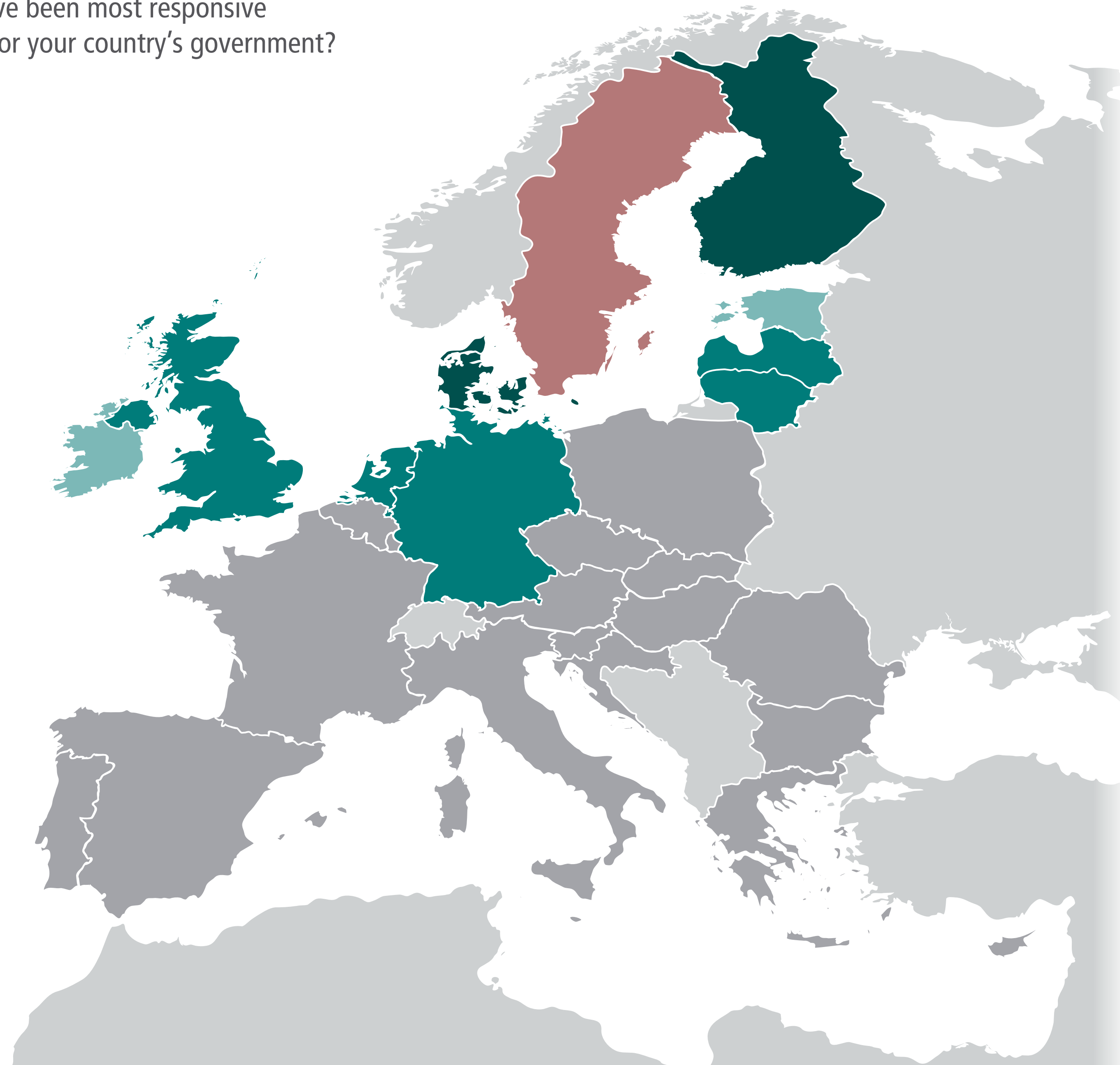
**Q3** "Which EU member states have been most responsive and are easiest to work with for your country's government? (select up to five)"

EU	<	<input type="radio"/>	Affluent Seven	<	>
Big Six	<	>	Southern Seven	<	>
Founding Six	<	>	Visegrád Four	<	>

---

Austria	<	>	<input type="radio"/>	Italy	<	>	<input type="radio"/>
Belgium	<	>	<input type="radio"/>	Latvia	<	>	<input type="radio"/>
Bulgaria	<	>	<input type="radio"/>	Lithuania	<	>	<input type="radio"/>
Croatia	<	>	<input type="radio"/>	Luxembourg	<	>	<input type="radio"/>
Cyprus	<	>	<input type="radio"/>	Malta	<	>	<input type="radio"/>
Czech R.	<	>	<input type="radio"/>	Netherlands	<	>	<input type="radio"/>
Denmark	<	>	<input type="radio"/>	Poland	<	>	<input type="radio"/>
Estonia	<	>	<input type="radio"/>	Portugal	<	>	<input type="radio"/>
Finland	<	>	<input type="radio"/>	Romania	<	>	<input type="radio"/>
France	<	>	<input type="radio"/>	Slovakia	<	>	<input type="radio"/>
Germany	<	>	<input type="radio"/>	Slovenia	<	>	<input type="radio"/>
Greece	<	>	<input type="radio"/>	Spain	<	>	<input type="radio"/>
Hungary	<	>	<input type="radio"/>	<b>Sweden</b>	<	>	<input checked="" type="radio"/>
Ireland	<	>	<input type="radio"/>	UK	<	>	<input type="radio"/>

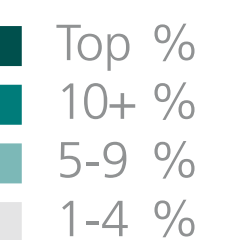
- Preferences Overview
- Most Contacted
- Shared Interests
- Most Responsive**
- Most Disappointing
- Commitment to Deeper Integration



Of 2742 votes by 774 respondents, Sweden received 166 (6.1%)

10%	Affluent 7	Share of votes by group
6%	Founding 6	
5%	Big 6	
3%	Visegrád 4	
1%	Southern 7	

24%	Denmark	Share of votes by country
24%	Finland	
17%	Lithuania	
15%	Netherlands	
12%	Latvia	
12%	UK	
11%	Germany	
9%	Ireland	
5%	Estonia	
4%	Czech Rep.	
4%	Slovakia	
3%	Austria	
3%	Malta	
3%	Poland	
3%	Slovenia	
2%	Belgium	
2%	Croatia	
2%	France	
2%	Italy	
2%	Spain	
1%	Bulgaria	



Rounded results. 0% shares not shown.

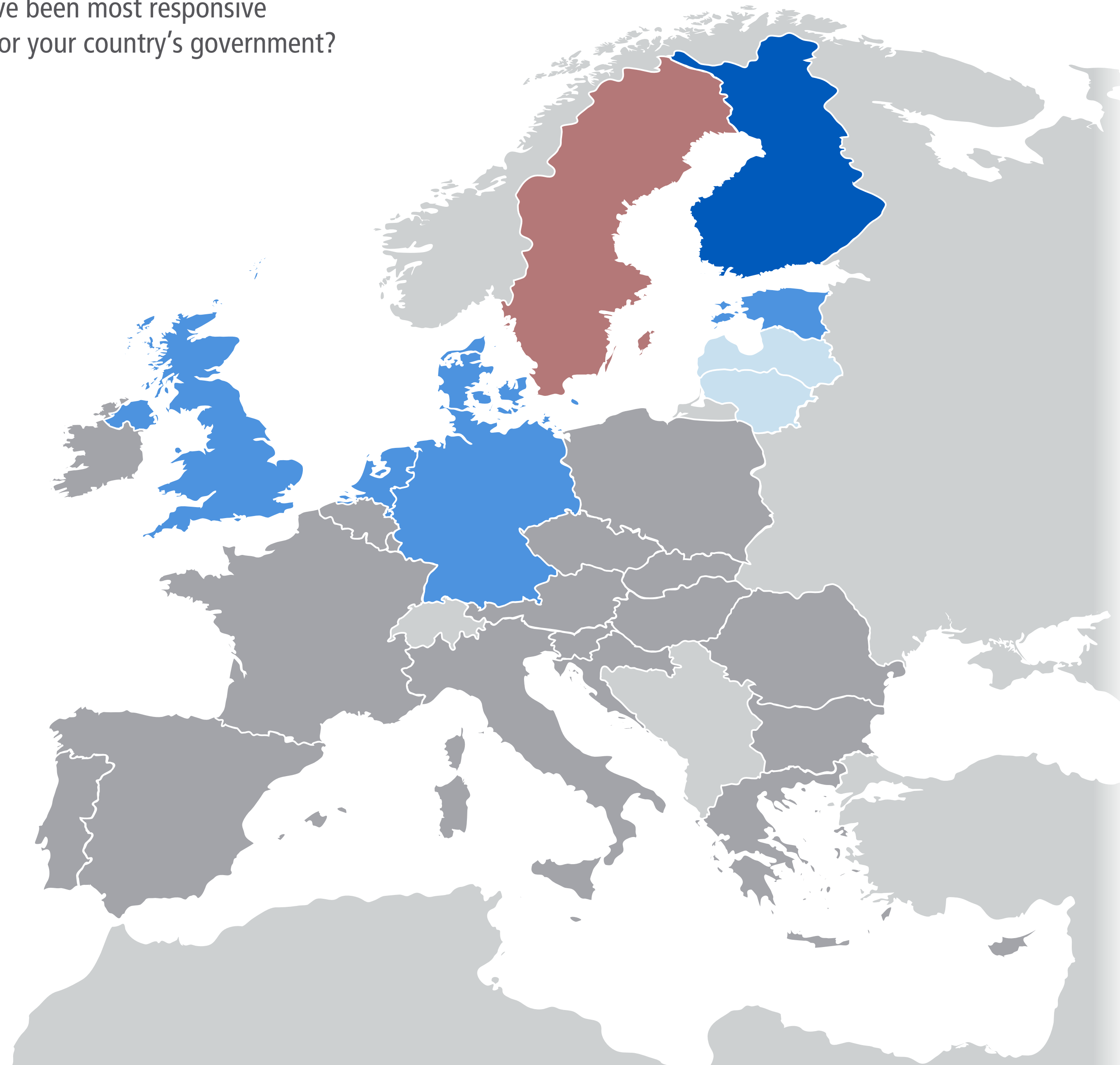


# Most Responsive Votes for Sweden by Sweden Network

**Q3** "Which EU member states have been most responsive and are easiest to work with for your country's government? (select up to five)"

EU	<	<input type="radio"/>	Affluent Seven	<	>		
Big Six	<	>	Southern Seven	<	>		
Founding Six	<	>	Visegrád Four	<	>		
<hr/>							
Austria	<	>	<input type="radio"/>	Italy	<	>	<input type="radio"/>
Belgium	<	>	<input type="radio"/>	Latvia	<	>	<input type="radio"/>
Bulgaria	<	>	<input type="radio"/>	Lithuania	<	>	<input type="radio"/>
Croatia	<	>	<input type="radio"/>	Luxembourg	<	>	<input type="radio"/>
Cyprus	<	>	<input type="radio"/>	Malta	<	>	<input type="radio"/>
Czech R.	<	>	<input type="radio"/>	Netherlands	<	>	<input type="radio"/>
Denmark	<	>	<input type="radio"/>	Poland	<	>	<input type="radio"/>
Estonia	<	>	<input type="radio"/>	Portugal	<	>	<input type="radio"/>
Finland	<	>	<input type="radio"/>	Romania	<	>	<input type="radio"/>
France	<	>	<input type="radio"/>	Slovakia	<	>	<input type="radio"/>
Germany	<	>	<input type="radio"/>	Slovenia	<	>	<input type="radio"/>
Greece	<	>	<input type="radio"/>	Spain	<	>	<input type="radio"/>
Hungary	<	>	<input type="radio"/>	Sweden	<	>	<input checked="" type="radio"/>
Ireland	<	>	<input type="radio"/>	UK	<	>	<input type="radio"/>

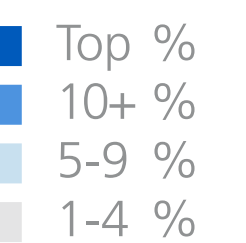
- Preferences Overview
- Most Contacted
- Shared Interests
- Most Responsive**
- Most Disappointing
- Commitment to Deeper Integration



Of 108 votes by 28 respondents, Finland received the most: 22

46%	Affluent 7	Share of votes for group
33%	Founding 6	
30%	Big 6	
2%	Southern 7	
2%	Visegrád 4	

20%	Finland	Share of votes for country
17%	Germany	
13%	Netherlands	
12%	Estonia	
11%	Denmark	
10%	UK	
5%	Latvia	
5%	Lithuania	
2%	France	
2%	Ireland	
1%	Belgium	
1%	Czech Rep.	
1%	Luxembourg	
1%	Poland	



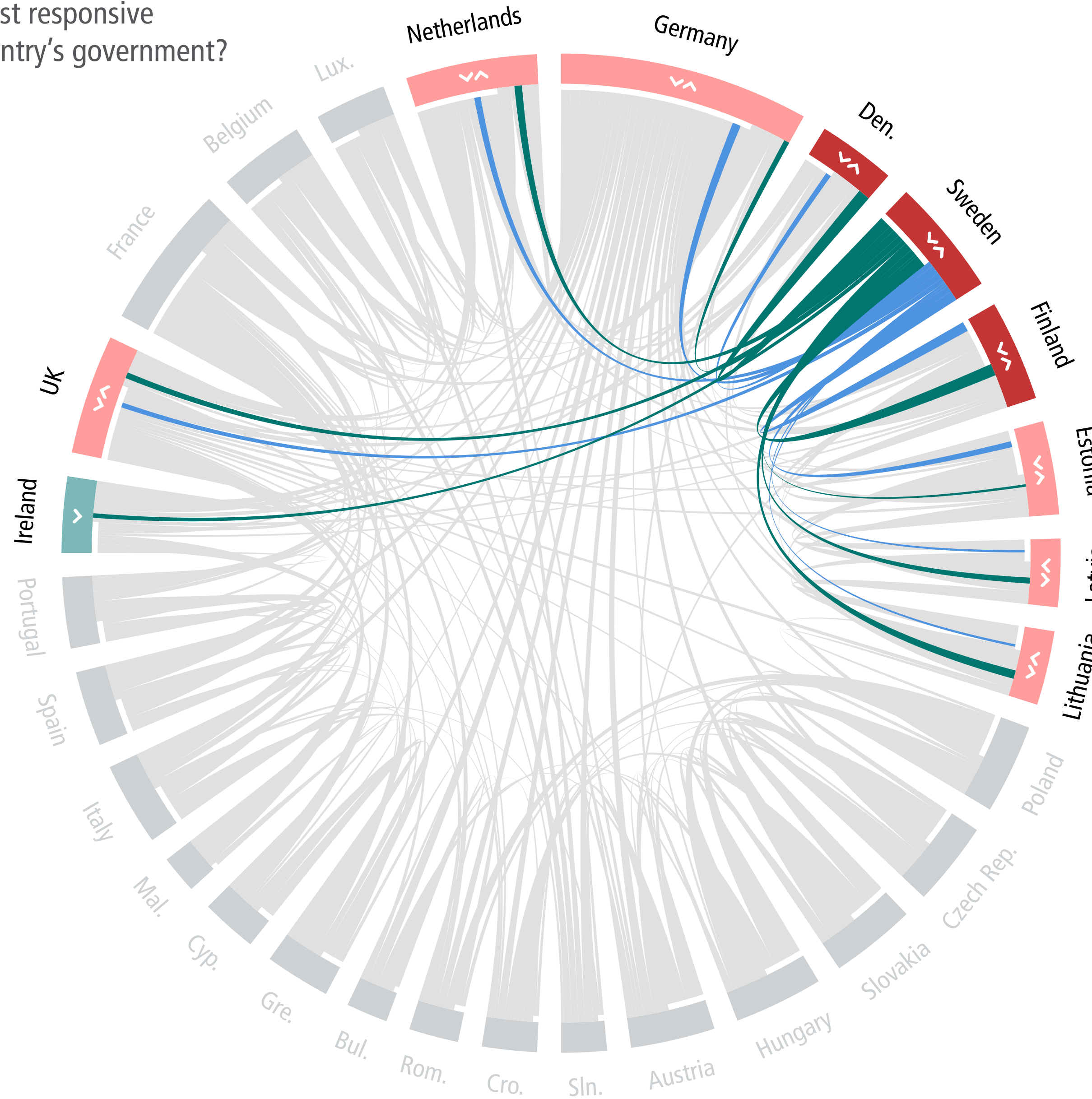
Rounded results. 0% shares not shown.

# Most Responsive Votes for Sweden by Sweden Network

**Q3** "Which EU member states have been most responsive and are easiest to work with for your country's government? (select up to five)"

EU	<	○	Affluent Seven	<	>		
Big Six	<	>	Southern Seven	<	>		
Founding Six	<	>	Visegrád Four	<	>		
Austria	<	>	○	Italy	<	>	○
Belgium	<	>	○	Latvia	<	>	○
Bulgaria	<	>	○	Lithuania	<	>	○
Croatia	<	>	○	Luxembourg	<	>	○
Cyprus	<	>	○	Malta	<	>	○
Czech R.	<	>	○	Netherlands	<	>	○
Denmark	<	>	○	Poland	<	>	○
Estonia	<	>	○	Portugal	<	>	○
Finland	<	>	○	Romania	<	>	○
France	<	>	○	Slovakia	<	>	○
Germany	<	>	○	Slovenia	<	>	○
Greece	<	>	○	Spain	<	>	○
Hungary	<	>	○	<b>Sweden</b>	<	>	●
Ireland	<	>	○	UK	<	>	○

- Preferences Overview
- Most Contacted
- Shared Interests
- Most Responsive**
- Most Disappointing
- Commitment to Deeper Integration



**Shared votes**

<b>stronger share</b>	<b>weaker share</b>
Fin 24%	Swe20%
Den24%	Swe11%
Swe17%	Ger 11%
Net 15%	Swe13%
Lit 17%	Swe 5%
UK 12%	Swe10%
Swe12%	Est 5%
Lat 12%	Swe 5%

**Lopsided votes**

**Only receiving from**

9% Ireland

Rounded results. Shares below 5% not shown.



# Most Responsive Votes for UK by UK Network

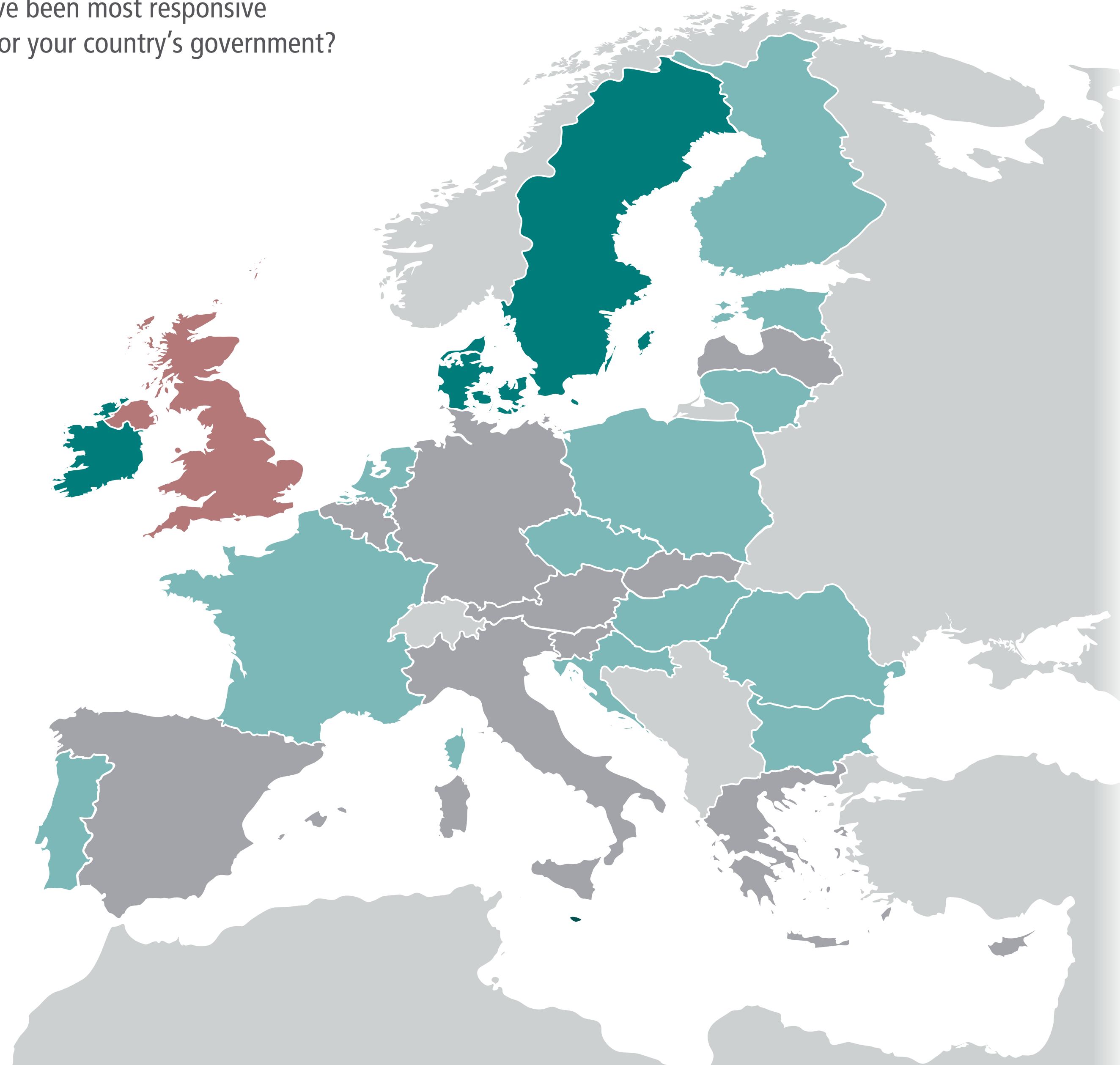
**Q3** "Which EU member states have been most responsive and are easiest to work with for your country's government? (select up to five)"

Of 2742 votes by 774 respondents, UK received 159 (5.8%)

- EU  Affluent Seven
- Big Six  Southern Seven
- Founding Six  Visegrád Four

- |          |                       |             |                                  |
|----------|-----------------------|-------------|----------------------------------|
| Austria  | <input type="radio"/> | Italy       | <input type="radio"/>            |
| Belgium  | <input type="radio"/> | Latvia      | <input type="radio"/>            |
| Bulgaria | <input type="radio"/> | Lithuania   | <input type="radio"/>            |
| Croatia  | <input type="radio"/> | Luxembourg  | <input type="radio"/>            |
| Cyprus   | <input type="radio"/> | Malta       | <input type="radio"/>            |
| Czech R. | <input type="radio"/> | Netherlands | <input type="radio"/>            |
| Denmark  | <input type="radio"/> | Poland      | <input type="radio"/>            |
| Estonia  | <input type="radio"/> | Portugal    | <input type="radio"/>            |
| Finland  | <input type="radio"/> | Romania     | <input type="radio"/>            |
| France   | <input type="radio"/> | Slovakia    | <input type="radio"/>            |
| Germany  | <input type="radio"/> | Slovenia    | <input type="radio"/>            |
| Greece   | <input type="radio"/> | Spain       | <input type="radio"/>            |
| Hungary  | <input type="radio"/> | Sweden      | <input type="radio"/>            |
| Ireland  | <input type="radio"/> | <b>UK</b>   | <input checked="" type="radio"/> |

- Preferences Overview
- Most Contacted
- Shared Interests
- Most Responsive**
- Most Disappointing
- Commitment to Deeper Integration



- Share of votes by group
- 7% Affluent 7
  - 5% Southern 7
  - 5% Visegrád 4
  - 4% Founding 6
  - 3% Big 6

- Share of votes by country
- 29% Malta
  - 17% Ireland
  - 13% Denmark
  - 10% Sweden
  - 9% Lithuania
  - 9% Netherlands
  - 8% Bulgaria
  - 7% Estonia
  - 7% Poland
  - 6% Finland
  - 6% Portugal
  - 5% Croatia
  - 5% Czech Rep.
  - 5% France
  - 5% Hungary
  - 5% Luxembourg
  - 5% Romania
  - 4% Spain
  - 3% Belgium
  - 3% Cyprus
  - 3% Italy
  - 2% Germany
  - 2% Greece
  - 1% Austria
  - 1% Slovenia

Rounded results. 0% shares not shown.

# Most Responsive Votes for UK by UK Network

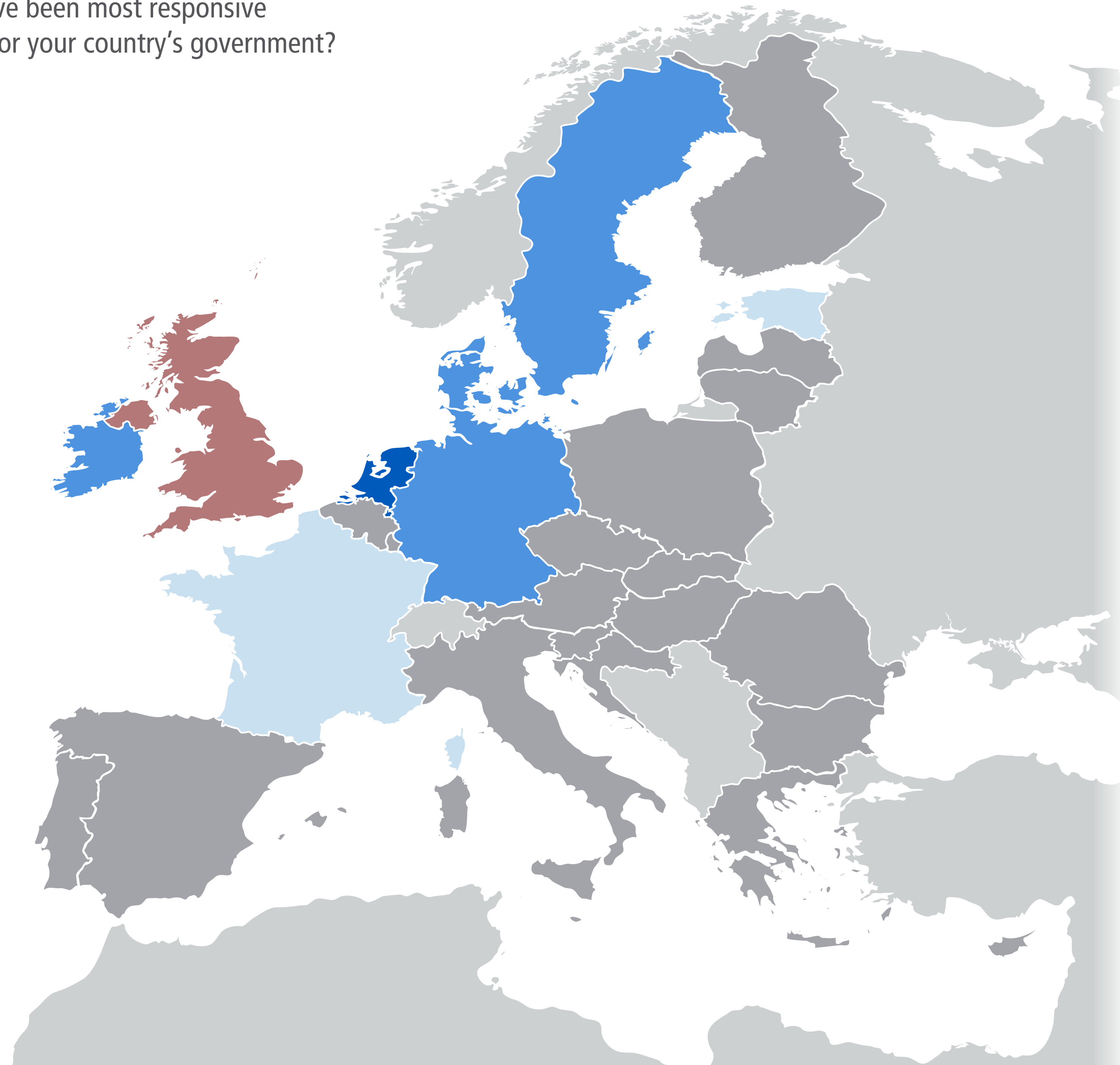
**Q3** "Which EU member states have been most responsive and are easiest to work with for your country's government? (select up to five)"

EU	<	<input type="radio"/>	Affluent Seven	<	>
Big Six	<	>	Southern Seven	<	>
Founding Six	<	>	Visegrád Four	<	>

---

Austria	<	>	<input type="radio"/>	Italy	<	>	<input type="radio"/>
Belgium	<	>	<input type="radio"/>	Latvia	<	>	<input type="radio"/>
Bulgaria	<	>	<input type="radio"/>	Lithuania	<	>	<input type="radio"/>
Croatia	<	>	<input type="radio"/>	Luxembourg	<	>	<input type="radio"/>
Cyprus	<	>	<input type="radio"/>	Malta	<	>	<input type="radio"/>
Czech R.	<	>	<input type="radio"/>	Netherlands	<	>	<input type="radio"/>
Denmark	<	>	<input type="radio"/>	Poland	<	>	<input type="radio"/>
Estonia	<	>	<input type="radio"/>	Portugal	<	>	<input type="radio"/>
Finland	<	>	<input type="radio"/>	Romania	<	>	<input type="radio"/>
France	<	>	<input type="radio"/>	Slovakia	<	>	<input type="radio"/>
Germany	<	>	<input type="radio"/>	Slovenia	<	>	<input type="radio"/>
Greece	<	>	<input type="radio"/>	Spain	<	>	<input type="radio"/>
Hungary	<	>	<input type="radio"/>	Sweden	<	>	<input type="radio"/>
Ireland	<	>	<input type="radio"/>	UK	<	>	<input checked="" type="radio"/>

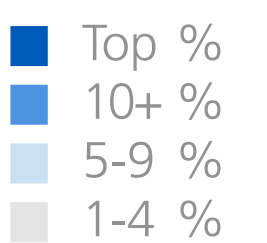
- Preferences Overview
- Most Contacted
- Shared Interests
- Most Responsive**
- Most Disappointing
- Commitment to Deeper Integration



Of 123 votes by 34 respondents, Netherlands received the most: 22

47%	Affluent 7	Share of votes for group
43%	Founding 6	
27%	Big 6	
15%	Southern 7	
5%	Visegrád 4	

18%	Netherlands	Share of votes for country
12%	Sweden	
11%	Germany	
10%	Denmark	
10%	Ireland	
9%	France	
6%	Estonia	
4%	Finland	
4%	Poland	
2%	Belgium	
2%	Cyprus	
2%	Italy	
2%	Latvia	
2%	Lithuania	
2%	Portugal	
2%	Romania	
1%	Czech Rep.	
1%	Luxembourg	
1%	Spain	



Rounded results. 0% shares not shown.



# Most Responsive Votes for UK by UK Network

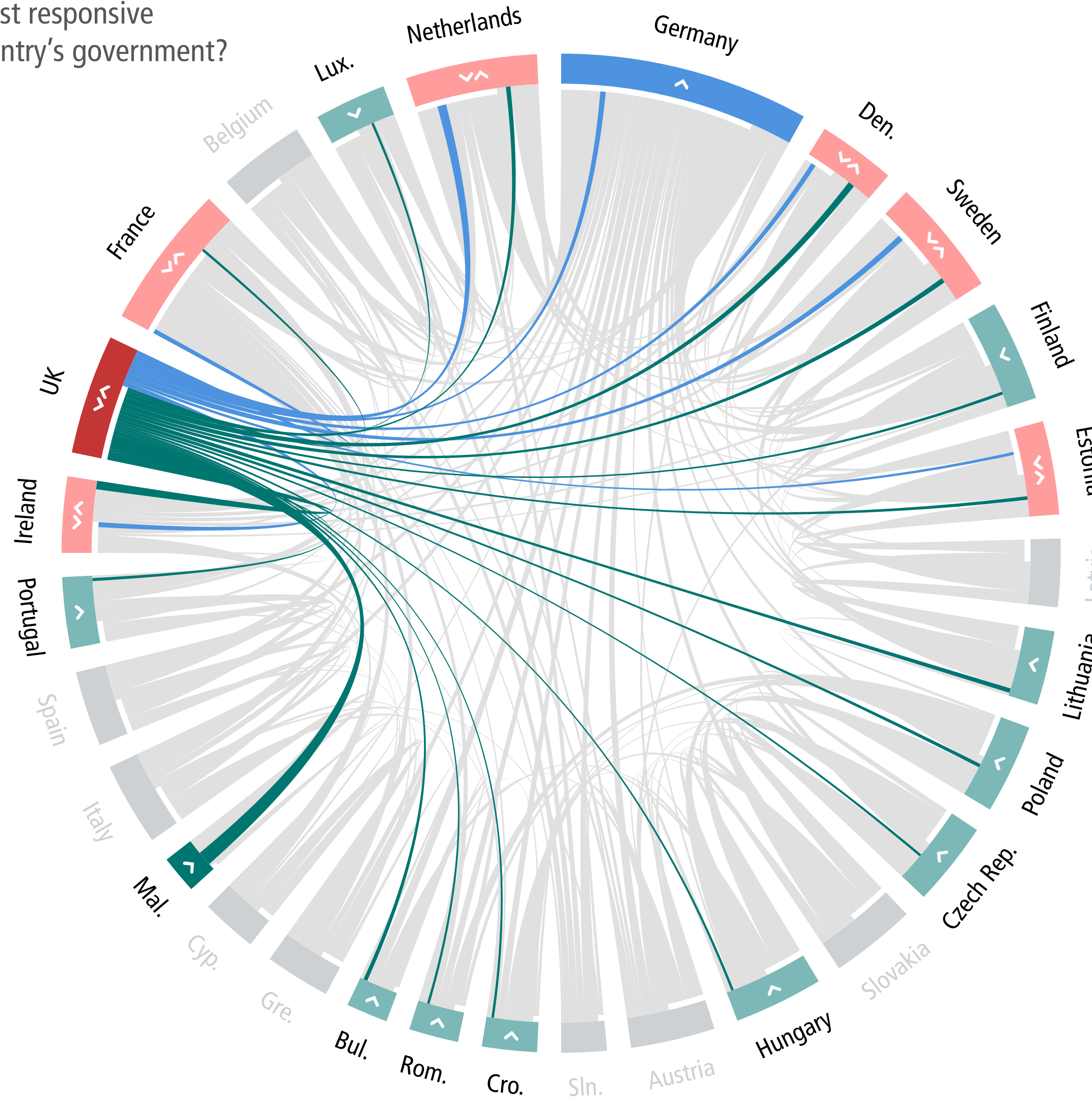
**Q3** "Which EU member states have been most responsive and are easiest to work with for your country's government? (select up to five)"

EU	<	○	Affluent Seven	<	>
Big Six	<	>	Southern Seven	<	>
Founding Six	<	>	Visegrád Four	<	>

---

Austria	<	>	○	Italy	<	>	○
Belgium	<	>	○	Latvia	<	>	○
Bulgaria	<	>	○	Lithuania	<	>	○
Croatia	<	>	○	Luxembourg	<	>	○
Cyprus	<	>	○	Malta	<	>	○
Czech R.	<	>	○	Netherlands	<	>	○
Denmark	<	>	○	Poland	<	>	○
Estonia	<	>	○	Portugal	<	>	○
Finland	<	>	○	Romania	<	>	○
France	<	>	○	Slovakia	<	>	○
Germany	<	>	○	Slovenia	<	>	○
Greece	<	>	○	Spain	<	>	○
Hungary	<	>	○	Sweden	<	>	○
Ireland	<	>	○	UK	<	>	●

- Preferences Overview
- Most Contacted
- Shared Interests
- Most Responsive**
- Most Disappointing
- Commitment to Deeper Integration



**Shared votes**

stronger share	weaker share
Ire 17%	UK 10%
UK 18%	Net 9%
Den 13%	UK 10%
UK 12%	Swe 10%
UK 9%	Fra 5%
Est 7%	UK 6%

**Lopsided votes**

Only sending to	Only receiving from
11% Germany	29% Malta
	9% Lithuania
	8% Bulgaria
	7% Poland
	6% Finland
	6% Portugal
	5% Croatia
	5% Czech Rep.
	5% Hungary
	5% Luxembourg
	5% Romania

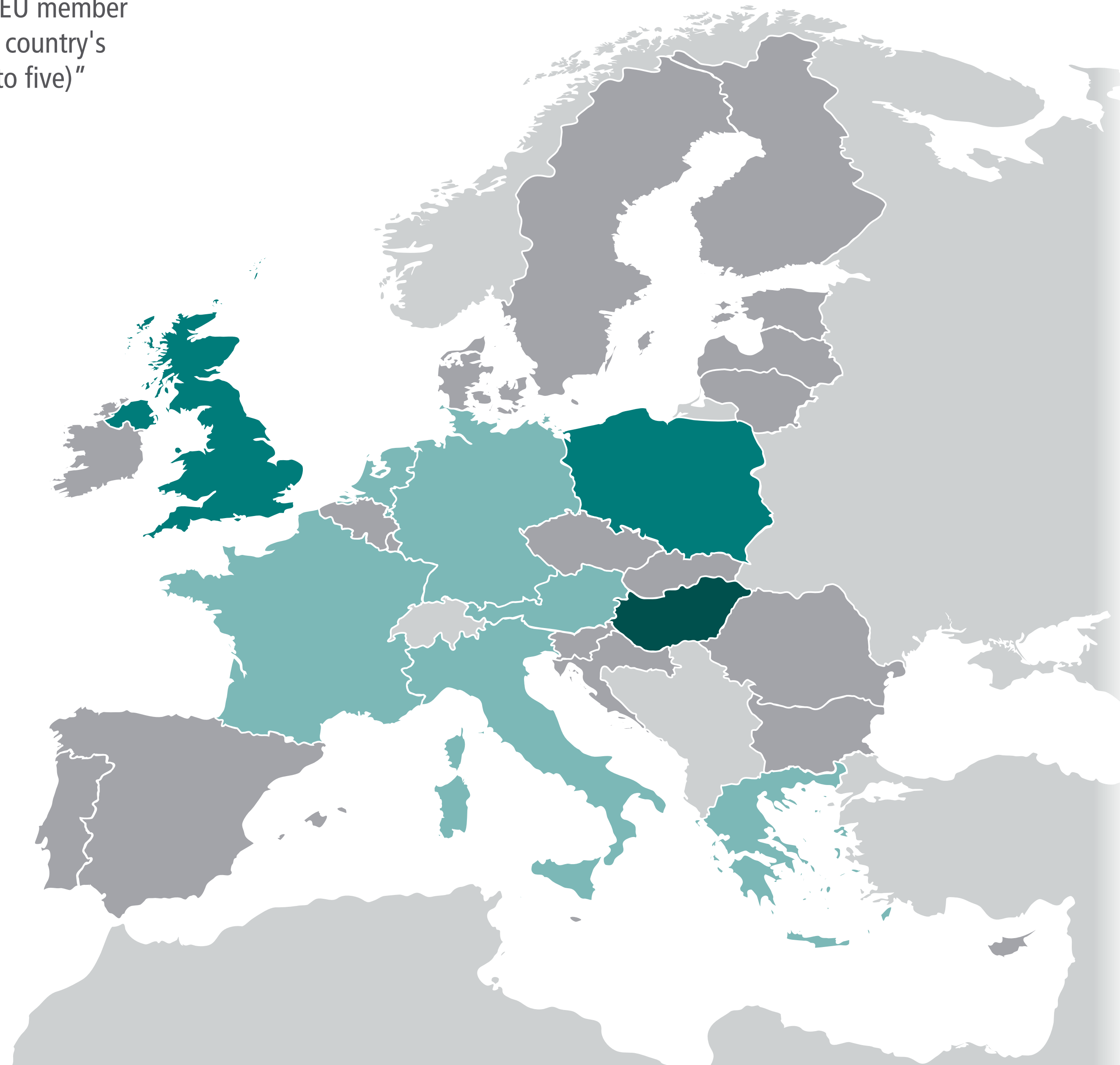
Rounded results. Shares below 5% not shown.

Q4 "In the past two years, which EU member states have disappointed your country's government most? (select up to five)"

Of 2248 votes by 730 respondents, Hungary received the most: 390

EU	<input checked="" type="checkbox"/>	Affluent Seven	<input type="checkbox"/>
Big Six	<input type="checkbox"/>	Southern Seven	<input type="checkbox"/>
Founding Six	<input type="checkbox"/>	Visegrád Four	<input type="checkbox"/>
Austria	<input type="checkbox"/>	Italy	<input type="checkbox"/>
Belgium	<input type="checkbox"/>	Latvia	<input type="checkbox"/>
Bulgaria	<input type="checkbox"/>	Lithuania	<input type="checkbox"/>
Croatia	<input type="checkbox"/>	Luxembourg	<input type="checkbox"/>
Cyprus	<input type="checkbox"/>	Malta	<input type="checkbox"/>
Czech R.	<input type="checkbox"/>	Netherlands	<input type="checkbox"/>
Denmark	<input type="checkbox"/>	Poland	<input type="checkbox"/>
Estonia	<input type="checkbox"/>	Portugal	<input type="checkbox"/>
Finland	<input type="checkbox"/>	Romania	<input type="checkbox"/>
France	<input type="checkbox"/>	Slovakia	<input type="checkbox"/>
Germany	<input type="checkbox"/>	Slovenia	<input type="checkbox"/>
Greece	<input type="checkbox"/>	Spain	<input type="checkbox"/>
Hungary	<input type="checkbox"/>	Sweden	<input type="checkbox"/>
Ireland	<input type="checkbox"/>	UK	<input type="checkbox"/>

- Preferences Overview
- Most Contacted
- Shared Interests
- Most Responsive
- Most Disappointing**
- Commitment to Deeper Integration



46.8%	Big 6	Share of votes for group
37.5%	Visegrád 4	
23.3%	Founding 6	
20.3%	Southern 7	
15.7%	Affluent 7	

17.3%	Hungary	Share of votes for country
15.1%	UK	
14.5%	Poland	
5.8%	Greece	
5.7%	France	
5.4%	Austria	
5.4%	Germany	
5.4%	Netherlands	
4.7%	Italy	
3.8%	Czech Rep.	
1.9%	Romania	
1.9%	Slovakia	
1.6%	Cyprus	
1.4%	Belgium	
1.4%	Croatia	
1.4%	Spain	
1.3%	Sweden	
1.1%	Bulgaria	
1.0%	Finland	
0.8%	Malta	
0.7%	Slovenia	
0.6%	Luxembourg	
0.5%	Denmark	
0.4%	Ireland	
0.4%	Lithuania	
0.2%	Estonia	
0.2%	Latvia	
0.2%	Portugal	



Q4 "In the past two years, which EU member states have disappointed your country's government most? (select up to five)"

EU	<	<input checked="" type="radio"/>	Affluent Seven	<	>		
Big Six	<	>	Southern Seven	<	>		
Founding Six	<	>	Visegrád Four	<	>		
Austria	<	>	<input type="radio"/>	Italy	<	>	<input type="radio"/>
Belgium	<	>	<input type="radio"/>	Latvia	<	>	<input type="radio"/>
Bulgaria	<	>	<input type="radio"/>	Lithuania	<	>	<input type="radio"/>
Croatia	<	>	<input type="radio"/>	Luxembourg	<	>	<input type="radio"/>
Cyprus	<	>	<input type="radio"/>	Malta	<	>	<input type="radio"/>
Czech R.	<	>	<input type="radio"/>	Netherlands	<	>	<input type="radio"/>
Denmark	<	>	<input type="radio"/>	Poland	<	>	<input type="radio"/>
Estonia	<	>	<input type="radio"/>	Portugal	<	>	<input type="radio"/>
Finland	<	>	<input type="radio"/>	Romania	<	>	<input type="radio"/>
France	<	>	<input type="radio"/>	Slovakia	<	>	<input type="radio"/>
Germany	<	>	<input type="radio"/>	Slovenia	<	>	<input type="radio"/>
Greece	<	>	<input type="radio"/>	Spain	<	>	<input type="radio"/>
Hungary	<	>	<input type="radio"/>	Sweden	<	>	<input type="radio"/>
Ireland	<	>	<input type="radio"/>	UK	<	>	<input type="radio"/>

- Preferences Overview
- Most Contacted
- Shared Interests
- Most Responsive
- Most Disappointing**
- Commitment to Deeper Integration



Shared votes  
Shares averaging 15% points or more

stronger share	weaker share	deviation
Sln 33%	Cro 24%	+9 ●
Pol 32%	Fra 21%	+11 ●
Net 25%	Hun 14%	+11 ●
Ger 22%	Hun 17%	+5 ●
Ger 22%	Pol 17%	+5 ●
Fra 19%	Hun 19%	
Rom 27%	Net 6%	+21 ●
Bel 26%	Hun 6%	+20 ●
Cyp 26%	UK 6%	+20 ●
Swe 25%	Hun 7%	+18 ●
Ger 22%	UK 9%	+13 ●
Net 22%	Pol 10%	+12 ●
Lux 21%	Hun 11%	+10 ●
Pol 21%	UK 8%	+13 ●
Gre 18%	Aus 11%	+7 ●

**Q4** "In the past two years, which EU member states have disappointed your country's government most? (select up to five)"

EU	<	<input checked="" type="radio"/>	Affluent Seven	<	>
Big Six	<	>	Southern Seven	<	>
Founding Six	<	>	Visegrád Four	<	>

---

Austria	<	>	<input type="radio"/>	Italy	<	>	<input type="radio"/>
Belgium	<	>	<input type="radio"/>	Latvia	<	>	<input type="radio"/>
Bulgaria	<	>	<input type="radio"/>	Lithuania	<	>	<input type="radio"/>
Croatia	<	>	<input type="radio"/>	Luxembourg	<	>	<input type="radio"/>
Cyprus	<	>	<input type="radio"/>	Malta	<	>	<input type="radio"/>
Czech R.	<	>	<input type="radio"/>	Netherlands	<	>	<input type="radio"/>
Denmark	<	>	<input type="radio"/>	Poland	<	>	<input type="radio"/>
Estonia	<	>	<input type="radio"/>	Portugal	<	>	<input type="radio"/>
Finland	<	>	<input type="radio"/>	Romania	<	>	<input type="radio"/>
France	<	>	<input type="radio"/>	Slovakia	<	>	<input type="radio"/>
Germany	<	>	<input type="radio"/>	Slovenia	<	>	<input type="radio"/>
Greece	<	>	<input type="radio"/>	Spain	<	>	<input type="radio"/>
Hungary	<	>	<input type="radio"/>	Sweden	<	>	<input type="radio"/>
Ireland	<	>	<input type="radio"/>	UK	<	>	<input type="radio"/>

- Preferences Overview
- Most Contacted
- Shared Interests
- Most Responsive
- Most Disappointing
- Commitment to Deeper Integration



Shared votes  
Shares averaging up to 15% points

stronger share	weaker share	deviation
Rom 21%	Hun 6%	+15 ●
Aus 19%	UK 8%	+11 ●
Spa 21%	UK 5%	+16 ●
Fra 13%	UK 13%	
Cze 15%	Ger 6%	+9 ●
UK 15%	Hun 6%	+9 ●
Ita 13%	Aus 6%	+7 ●
Lit 13%	Cyp 6%	+7 ●
Net 11%	Ita 9%	+2 ●
Ita 10%	UK 10%	
Cze 12%	Gre 6%	+6 ●
Fin 11%	Gre 6%	+5 ●
Cze 8%	Fra 7%	+1 ●
Gre 8%	Net 8%	
Ita 8%	Fra 5%	+3 ●
Slk 8%	Gre 6%	+2 ●
Ger 7%	Ita 7%	
Cze 7%	Ita 5%	+2 ●
Ger 7%	Aus 5%	+2 ●
Ger 6%	Gre 6%	



Q4 "In the past two years, which EU member states have disappointed your country's government most? (select up to five)"

EU	<	<input checked="" type="radio"/>	Affluent Seven	<	>		
Big Six	<	>	Southern Seven	<	>		
Founding Six	<	>	Visegrád Four	<	>		
Austria	<	>	<input type="radio"/>	Italy	<	>	<input type="radio"/>
Belgium	<	>	<input type="radio"/>	Latvia	<	>	<input type="radio"/>
Bulgaria	<	>	<input type="radio"/>	Lithuania	<	>	<input type="radio"/>
Croatia	<	>	<input type="radio"/>	Luxembourg	<	>	<input type="radio"/>
Cyprus	<	>	<input type="radio"/>	Malta	<	>	<input type="radio"/>
Czech R.	<	>	<input type="radio"/>	Netherlands	<	>	<input type="radio"/>
Denmark	<	>	<input type="radio"/>	Poland	<	>	<input type="radio"/>
Estonia	<	>	<input type="radio"/>	Portugal	<	>	<input type="radio"/>
Finland	<	>	<input type="radio"/>	Romania	<	>	<input type="radio"/>
France	<	>	<input type="radio"/>	Slovakia	<	>	<input type="radio"/>
Germany	<	>	<input type="radio"/>	Slovenia	<	>	<input type="radio"/>
Greece	<	>	<input type="radio"/>	Spain	<	>	<input type="radio"/>
Hungary	<	>	<input type="radio"/>	Sweden	<	>	<input type="radio"/>
Ireland	<	>	<input type="radio"/>	UK	<	>	<input type="radio"/>

- Preferences Overview
- Most Contacted
- Shared Interests
- Most Responsive
- Most Disappointing**
- Commitment to Deeper Integration



Ties lost through Brexit

stronger share	weaker share	deviation
Cyp 26%	UK 6%	+20 ●
Ger 22%	UK 9%	+13 ●
Pol 21%	UK 8%	+13 ●
Aus 19%	UK 8%	+11 ●
Spa 21%	UK 5%	+16 ●
Fra 13%	UK 13%	
UK 15%	Hun 6%	+9 ●
Ita 10%	UK 10%	

# Most Disappointing Votes for Big Six by Big Six

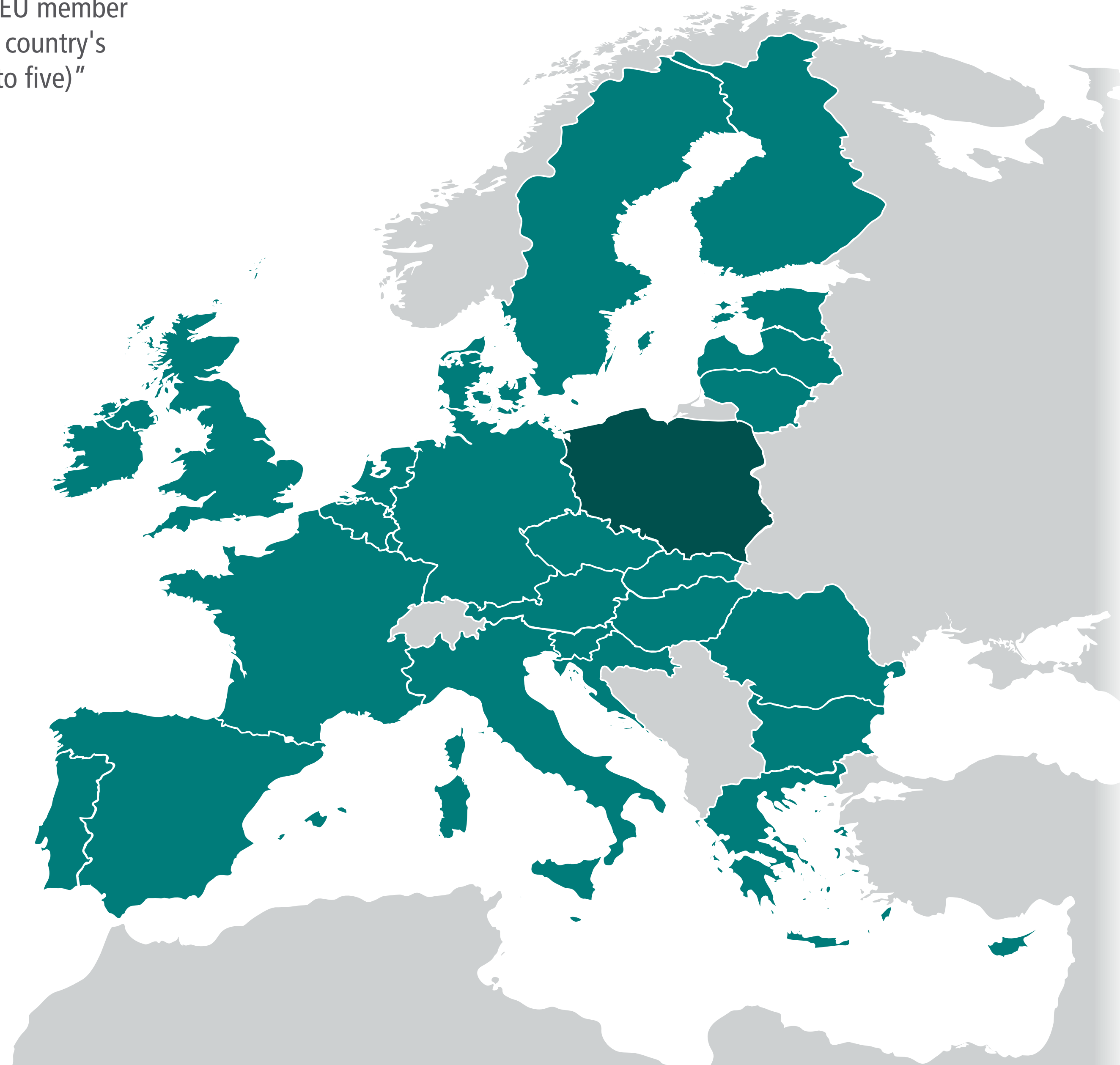
**Q4** "In the past two years, which EU member states have disappointed your country's government most? (select up to five)"

EU	<	<input type="radio"/>	Affluent Seven	<	>
<b>Big Six</b>	<	<input checked="" type="radio"/>	Southern Seven	<	>
Founding Six	<	<input type="radio"/>	Visegrád Four	<	>

Austria	<	>	<input type="radio"/>	Italy	<	>	<input type="radio"/>
Belgium	<	>	<input type="radio"/>	Latvia	<	>	<input type="radio"/>
Bulgaria	<	>	<input type="radio"/>	Lithuania	<	>	<input type="radio"/>
Croatia	<	>	<input type="radio"/>	Luxembourg	<	>	<input type="radio"/>
Cyprus	<	>	<input type="radio"/>	Malta	<	>	<input type="radio"/>
Czech R.	<	>	<input type="radio"/>	Netherlands	<	>	<input type="radio"/>
Denmark	<	>	<input type="radio"/>	Poland	<	>	<input type="radio"/>
Estonia	<	>	<input type="radio"/>	Portugal	<	>	<input type="radio"/>
Finland	<	>	<input type="radio"/>	Romania	<	>	<input type="radio"/>
France	<	>	<input type="radio"/>	Slovakia	<	>	<input type="radio"/>
Germany	<	>	<input type="radio"/>	Slovenia	<	>	<input type="radio"/>
Greece	<	>	<input type="radio"/>	Spain	<	>	<input type="radio"/>
Hungary	<	>	<input type="radio"/>	Sweden	<	>	<input type="radio"/>
Ireland	<	>	<input type="radio"/>	UK	<	>	<input type="radio"/>

- Preferences Overview
- Most Contacted
- Shared Interests
- Most Responsive
- Most Disappointing**
- Commitment to Deeper Integration



Of 2248 votes by 730 respondents, Big 6 received 1051 (46.8%)

63%	Visegrád 4	Share of votes by group
48%	Big 6	
47%	Affluent 7	
46%	Founding 6	
42%	Southern 7	

73%	Poland	Share of votes by country
68%	Cyprus	
67%	Ireland	
67%	Slovakia	
65%	Czech Rep.	
58%	Malta	
54%	Denmark	
51%	Germany	
50%	Austria	
48%	Latvia	
48%	Netherlands	
47%	Estonia	
46%	Belgium	
46%	Sweden	
45%	France	
45%	UK	
44%	Finland	
44%	Hungary	
44%	Luxembourg	
42%	Spain	
41%	Bulgaria	
41%	Croatia	
41%	Italy	
41%	Portugal	
36%	Slovenia	
29%	Romania	
25%	Lithuania	
20%	Greece	

Rounded results. 0% shares not shown.



# Most Disappointing Votes for Big Six by Big Six

**Q4** "In the past two years, which EU member states have disappointed your country's government most? (select up to five)"

- EU  Affluent Seven
- Big Six  Southern Seven
- Founding Six  Visegrád Four

- |          |                       |             |                       |
|----------|-----------------------|-------------|-----------------------|
| Austria  | <input type="radio"/> | Italy       | <input type="radio"/> |
| Belgium  | <input type="radio"/> | Latvia      | <input type="radio"/> |
| Bulgaria | <input type="radio"/> | Lithuania   | <input type="radio"/> |
| Croatia  | <input type="radio"/> | Luxembourg  | <input type="radio"/> |
| Cyprus   | <input type="radio"/> | Malta       | <input type="radio"/> |
| Czech R. | <input type="radio"/> | Netherlands | <input type="radio"/> |
| Denmark  | <input type="radio"/> | Poland      | <input type="radio"/> |
| Estonia  | <input type="radio"/> | Portugal    | <input type="radio"/> |
| Finland  | <input type="radio"/> | Romania     | <input type="radio"/> |
| France   | <input type="radio"/> | Slovakia    | <input type="radio"/> |
| Germany  | <input type="radio"/> | Slovenia    | <input type="radio"/> |
| Greece   | <input type="radio"/> | Spain       | <input type="radio"/> |
| Hungary  | <input type="radio"/> | Sweden      | <input type="radio"/> |
| Ireland  | <input type="radio"/> | UK          | <input type="radio"/> |

Preferences Overview


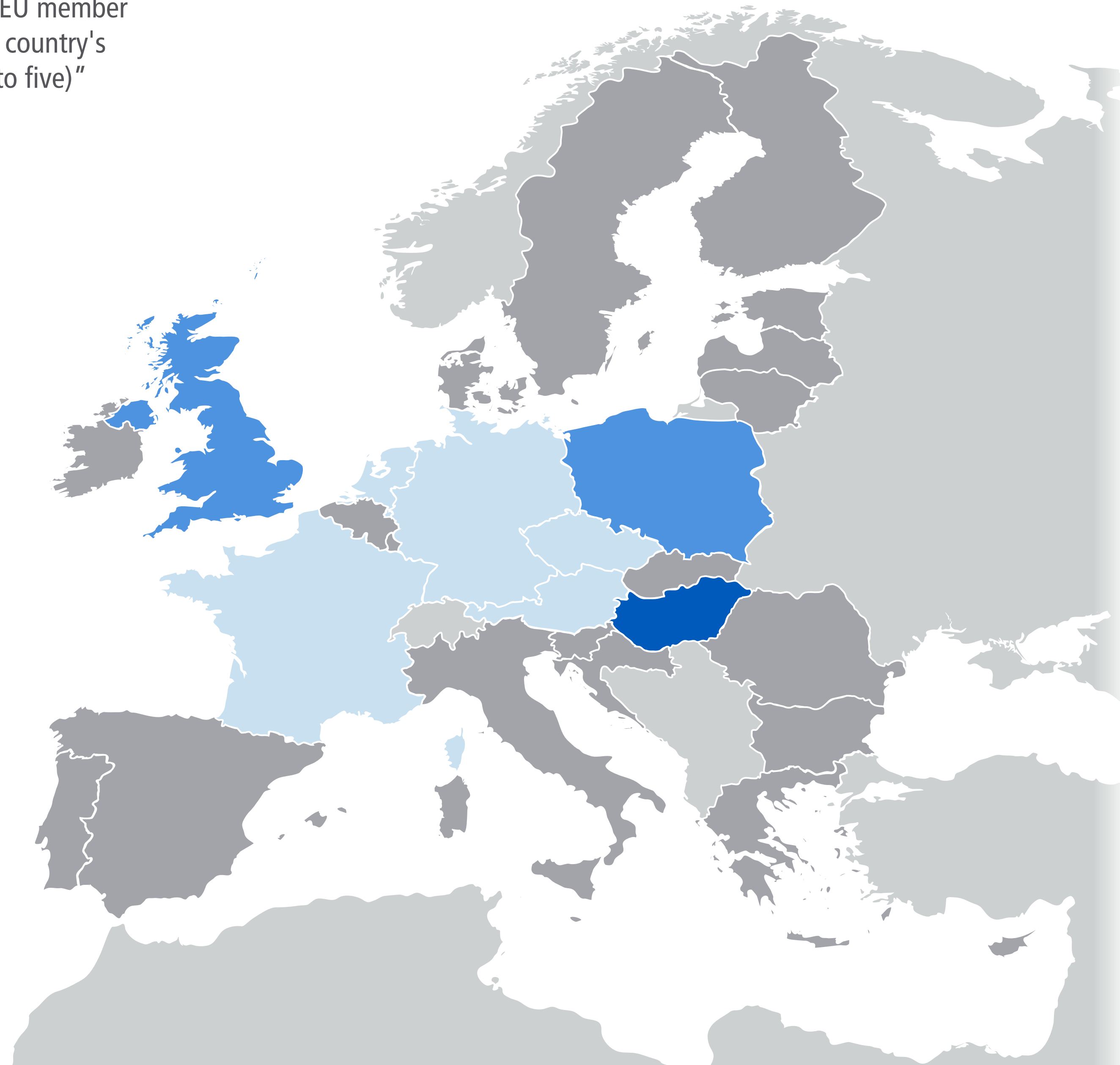
Most Contacted

Shared Interests

Most Responsive

**Most Disappointing**

Commitment to Deeper Integration



Of 816 votes by 252 respondents, Hungary received the most: 145

48%	Big 6	Share of votes for group
41%	Visegrád 4	
25%	Founding 6	
19%	Southern 7	
16%	Affluent 7	

18%	Hungary	Share of votes for country
15%	Poland	
15%	UK	
6%	Austria	
6%	France	
6%	Germany	
5%	Czech Rep.	
5%	Netherlands	
4%	Greece	
4%	Italy	
3%	Belgium	
3%	Slovakia	
1%	Bulgaria	
1%	Cyprus	
1%	Finland	
1%	Ireland	
1%	Malta	
1%	Romania	
1%	Spain	
1%	Sweden	

- Top %
- 10+ %
- 5-9 %
- 1-4 %

Rounded results. 0% shares not shown.

# Most Disappointing Votes for Founding Six by Founding Six

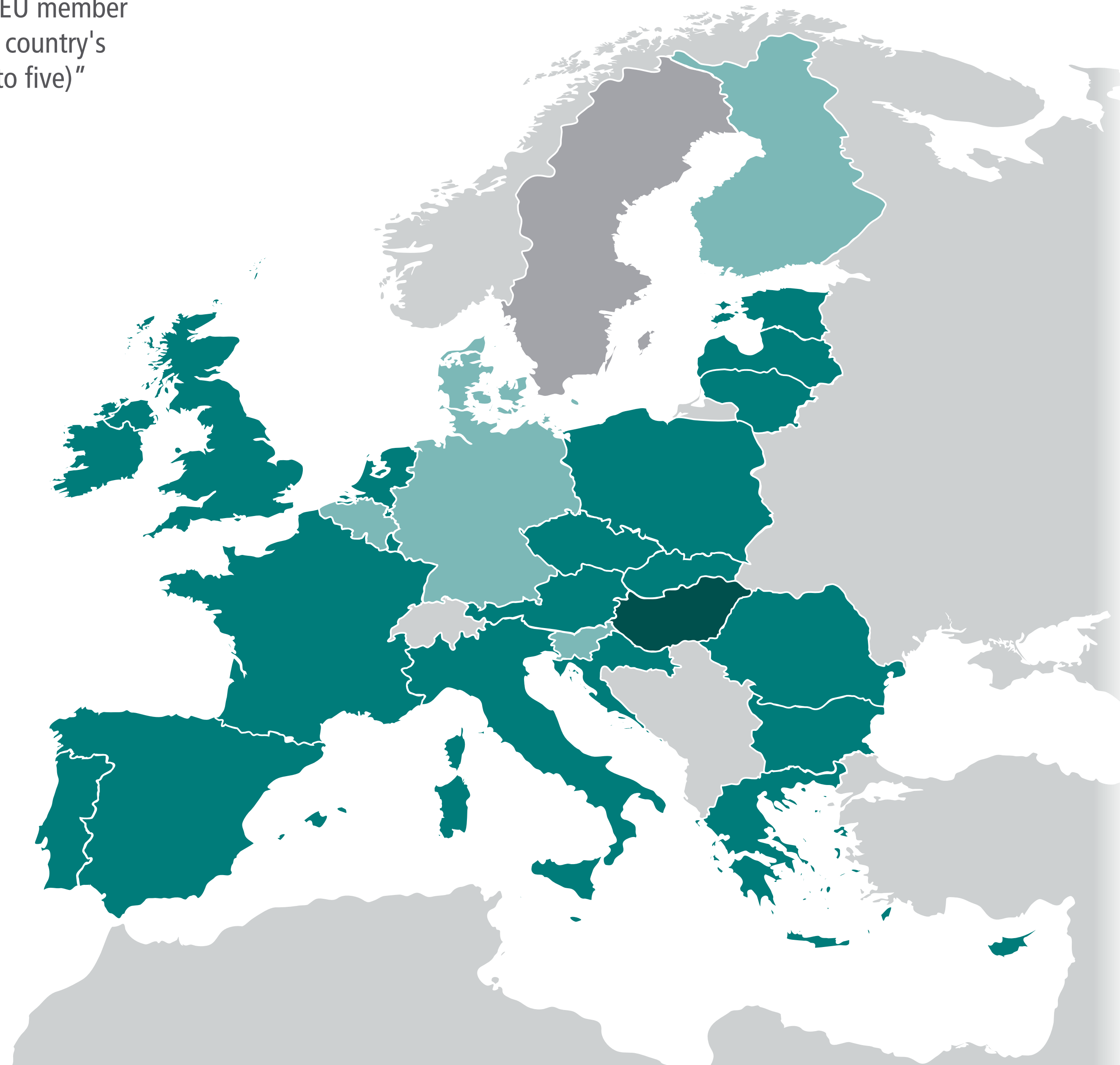
**Q4** "In the past two years, which EU member states have disappointed your country's government most? (select up to five)"

EU	<	<input type="radio"/>	Affluent Seven	<	>
Big Six	<	>	Southern Seven	<	>
<b>Founding Six</b>	<	<input checked="" type="radio"/>	Visegrád Four	<	>

Austria	<	>	<input type="radio"/>	Italy	<	>	<input type="radio"/>
Belgium	<	>	<input type="radio"/>	Latvia	<	>	<input type="radio"/>
Bulgaria	<	>	<input type="radio"/>	Lithuania	<	>	<input type="radio"/>
Croatia	<	>	<input type="radio"/>	Luxembourg	<	>	<input type="radio"/>
Cyprus	<	>	<input type="radio"/>	Malta	<	>	<input type="radio"/>
Czech R.	<	>	<input type="radio"/>	Netherlands	<	>	<input type="radio"/>
Denmark	<	>	<input type="radio"/>	Poland	<	>	<input type="radio"/>
Estonia	<	>	<input type="radio"/>	Portugal	<	>	<input type="radio"/>
Finland	<	>	<input type="radio"/>	Romania	<	>	<input type="radio"/>
France	<	>	<input type="radio"/>	Slovakia	<	>	<input type="radio"/>
Germany	<	>	<input type="radio"/>	Slovenia	<	>	<input type="radio"/>
Greece	<	>	<input type="radio"/>	Spain	<	>	<input type="radio"/>
Hungary	<	>	<input type="radio"/>	Sweden	<	>	<input type="radio"/>
Ireland	<	>	<input type="radio"/>	UK	<	>	<input type="radio"/>

- Preferences Overview
- Most Contacted
- Shared Interests
- Most Responsive
- Most Disappointing**
- Commitment to Deeper Integration



Of 2248 votes by 730 respondents, Founding 6 received 523 (23.3%)

52%	Visegrád 4	Share of votes by group
25%	Big 6	
23%	Southern 7	
14%	Founding 6	
10%	Affluent 7	

68%	Hungary	Share of votes by country
63%	Poland	
49%	Bulgaria	
46%	Romania	
45%	Cyprus	
42%	Malta	
37%	UK	
33%	Czech Rep.	
32%	Croatia	
32%	Spain	
29%	Slovakia	
24%	Italy	
19%	Lithuania	
19%	Luxembourg	
16%	Portugal	
14%	France	
14%	Greece	
14%	Ireland	
14%	Latvia	
14%	Netherlands	
13%	Austria	
13%	Estonia	
8%	Belgium	
7%	Denmark	
7%	Finland	
7%	Germany	
5%	Slovenia	
3%	Sweden	

Rounded results. 0% shares not shown.



# Most Disappointing Votes for Founding Six by Founding Six

**Q4** "In the past two years, which EU member states have disappointed your country's government most? (select up to five)"

- EU  Affluent Seven
- Big Six  Southern Seven
- Founding Six  Visegrád Four

- |          |                       |             |                       |
|----------|-----------------------|-------------|-----------------------|
| Austria  | <input type="radio"/> | Italy       | <input type="radio"/> |
| Belgium  | <input type="radio"/> | Latvia      | <input type="radio"/> |
| Bulgaria | <input type="radio"/> | Lithuania   | <input type="radio"/> |
| Croatia  | <input type="radio"/> | Luxembourg  | <input type="radio"/> |
| Cyprus   | <input type="radio"/> | Malta       | <input type="radio"/> |
| Czech R. | <input type="radio"/> | Netherlands | <input type="radio"/> |
| Denmark  | <input type="radio"/> | Poland      | <input type="radio"/> |
| Estonia  | <input type="radio"/> | Portugal    | <input type="radio"/> |
| Finland  | <input type="radio"/> | Romania     | <input type="radio"/> |
| France   | <input type="radio"/> | Slovakia    | <input type="radio"/> |
| Germany  | <input type="radio"/> | Slovenia    | <input type="radio"/> |
| Greece   | <input type="radio"/> | Spain       | <input type="radio"/> |
| Hungary  | <input type="radio"/> | Sweden      | <input type="radio"/> |
| Ireland  | <input type="radio"/> | UK          | <input type="radio"/> |

Preferences Overview


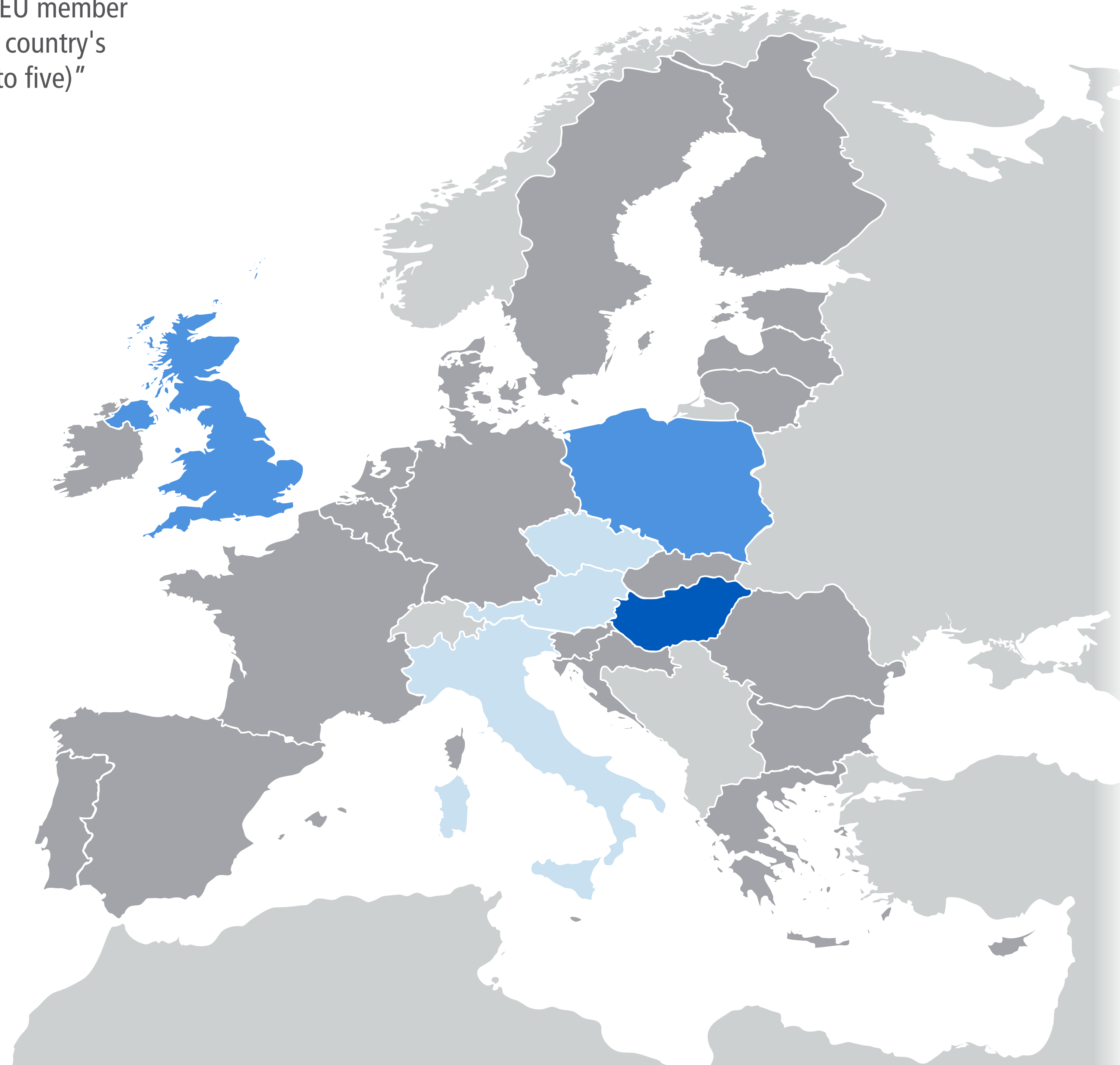
Most Contacted

Shared Interests

Most Responsive

**Most Disappointing**

Commitment to Deeper Integration



Of 713 votes by 203 respondents, Hungary received the most: 156

50%	Visegrád 4	Share of votes for group
46%	Big 6	
16%	Southern 7	
14%	Founding 6	
11%	Affluent 7	

22%	Hungary	Share of votes for country
20%	Poland	
15%	UK	
7%	Austria	
5%	Czech Rep.	
5%	Italy	
4%	Greece	
3%	France	
3%	Germany	
3%	Netherlands	
3%	Slovakia	
2%	Malta	
2%	Romania	
1%	Bulgaria	
1%	Cyprus	
1%	Ireland	
1%	Spain	
1%	Sweden	

- Top %
- 10+ %
- 5-9 %
- 1-4 %

Rounded results. 0% shares not shown.

# Most Disappointing Votes for Affluent Seven by Affluent Seven

Q4

“In the past two years, which EU member states have disappointed your country's government most? (select up to five)”

EU  Affluent Seven    
 Big Six  Southern Seven    
 Founding Six  Visegrád Four

Austria	<input type="radio"/>	Italy	<input type="radio"/>
Belgium	<input type="radio"/>	Latvia	<input type="radio"/>
Bulgaria	<input type="radio"/>	Lithuania	<input type="radio"/>
Croatia	<input type="radio"/>	Luxembourg	<input type="radio"/>
Cyprus	<input type="radio"/>	Malta	<input type="radio"/>
Czech R.	<input type="radio"/>	Netherlands	<input type="radio"/>
Denmark	<input type="radio"/>	Poland	<input type="radio"/>
Estonia	<input type="radio"/>	Portugal	<input type="radio"/>
Finland	<input type="radio"/>	Romania	<input type="radio"/>
France	<input type="radio"/>	Slovakia	<input type="radio"/>
Germany	<input type="radio"/>	Slovenia	<input type="radio"/>
Greece	<input type="radio"/>	Spain	<input type="radio"/>
Hungary	<input type="radio"/>	Sweden	<input type="radio"/>
Ireland	<input type="radio"/>	UK	<input type="radio"/>

Preferences Overview


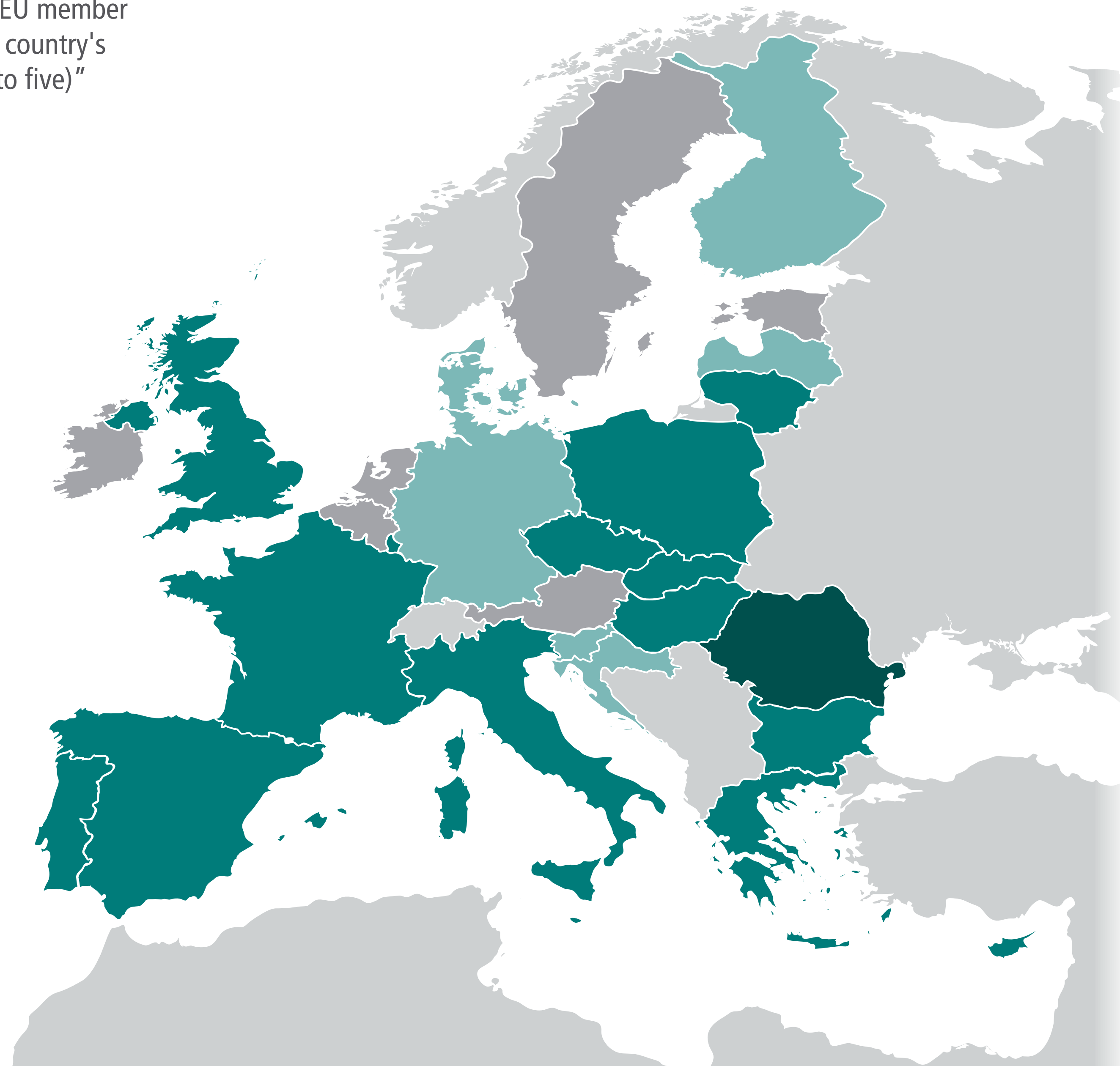
Most Contacted

Shared Interests

Most Responsive

**Most Disappointing**

Commitment to Deeper Integration



Of 2248 votes by 730 respondents, Affluent 7 received 352 (15.7%)

Share of votes by group	Group
23%	Southern 7
21%	Visegrád 4
16%	Big 6
11%	Founding 6
5%	Affluent 7

Share of votes by country	Country
46%	Romania
44%	Hungary
39%	Greece
38%	Bulgaria
30%	Portugal
29%	Spain
24%	Italy
17%	UK
16%	Cyprus
16%	Malta
14%	Lithuania
13%	France
13%	Poland
12%	Luxembourg
12%	Slovakia
10%	Czech Rep.
9%	Slovenia
8%	Croatia
7%	Denmark
7%	Germany
7%	Latvia
5%	Finland
4%	Sweden
3%	Austria
3%	Belgium
3%	Estonia
3%	Ireland
1%	Netherlands

Rounded results. 0% shares not shown.



# Most Disappointing Votes for Affluent Seven by Affluent Seven

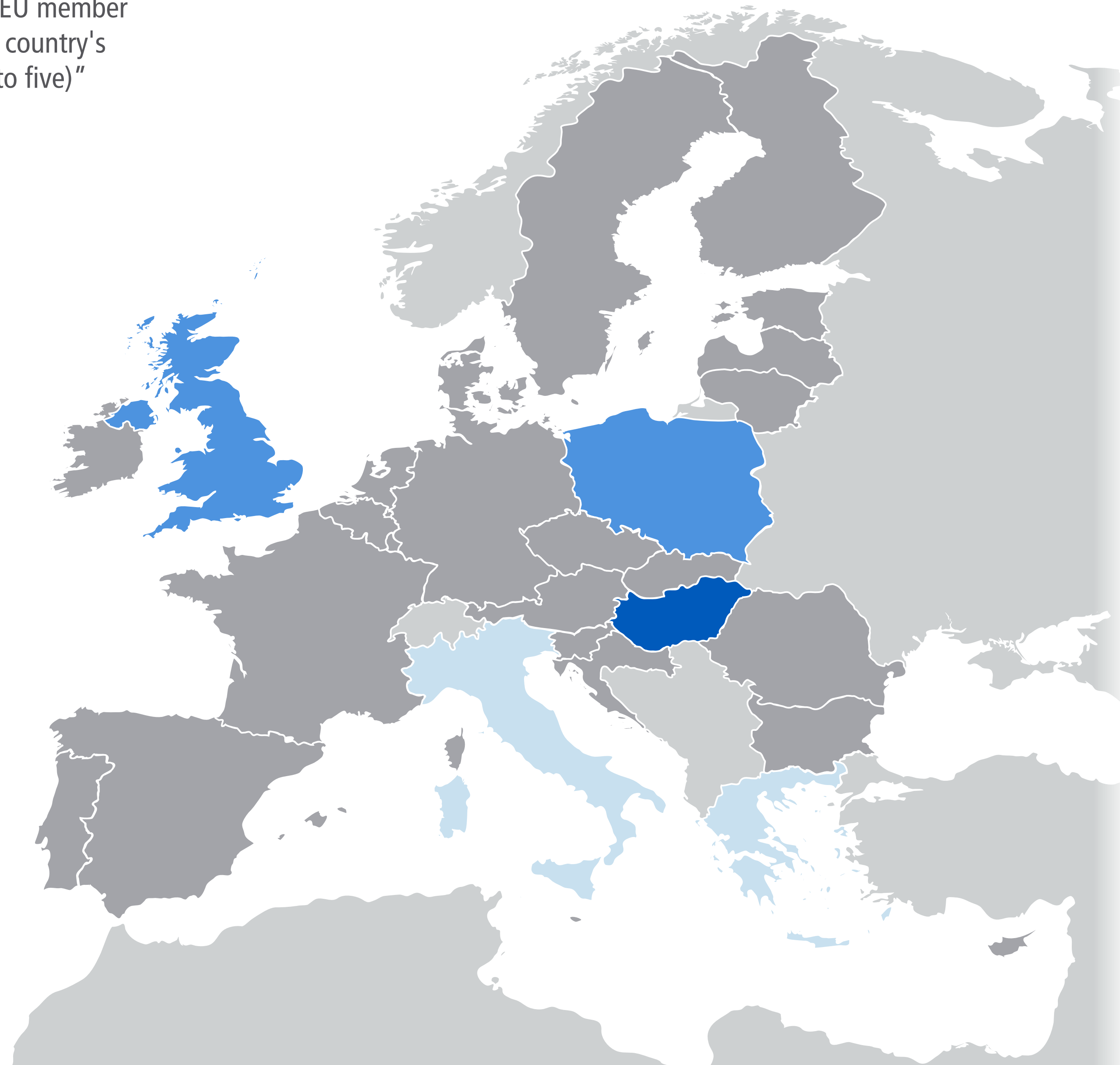
**Q4** "In the past two years, which EU member states have disappointed your country's government most? (select up to five)"

EU	<	○	<b>Affluent Seven</b>	<	<b>&gt;</b>
Big Six	<	>	Southern Seven	<	>
Founding Six	<	>	Visegrád Four	<	>

Austria	<	>	○	Italy	<	>	○
Belgium	<	>	○	Latvia	<	>	○
Bulgaria	<	>	○	Lithuania	<	>	○
Croatia	<	>	○	Luxembourg	<	>	○
Cyprus	<	>	○	Malta	<	>	○
Czech R.	<	>	○	Netherlands	<	>	○
Denmark	<	>	○	Poland	<	>	○
Estonia	<	>	○	Portugal	<	>	○
Finland	<	>	○	Romania	<	>	○
France	<	>	○	Slovakia	<	>	○
Germany	<	>	○	Slovenia	<	>	○
Greece	<	>	○	Spain	<	>	○
Hungary	<	>	○	Sweden	<	>	○
Ireland	<	>	○	UK	<	>	○

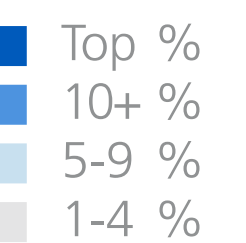
- Preferences Overview
- Most Contacted
- Shared Interests
- Most Responsive
- Most Disappointing**
- Commitment to Deeper Integration



Of 494 votes by 149 respondents, Hungary received the most: 117

51%	Visegrád 4	Share of votes for group
47%	Big 6	
21%	Southern 7	
10%	Founding 6	
5%	Affluent 7	

24%	Hungary	Share of votes for country
21%	Poland	
15%	UK	
8%	Greece	
6%	Italy	
4%	Czech Rep.	
4%	Romania	
3%	Austria	
2%	Bulgaria	
2%	Cyprus	
2%	France	
2%	Slovakia	
2%	Spain	
1%	Denmark	
1%	Germany	
1%	Malta	
1%	Netherlands	



Rounded results. 0% shares not shown.

# Most Disappointing Votes for Southern Seven by Southern Seven

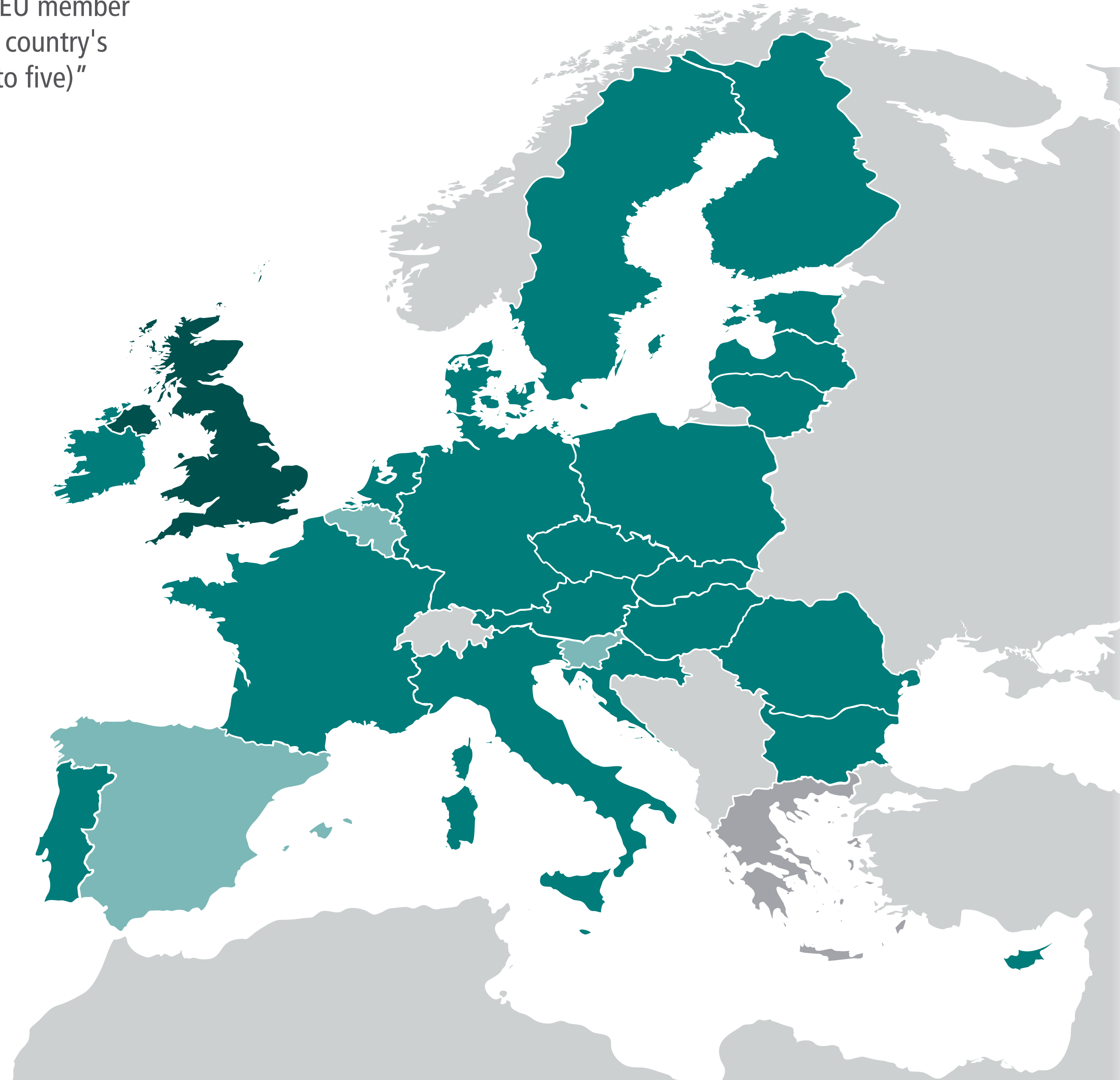
**Q4** "In the past two years, which EU member states have disappointed your country's government most? (select up to five)"

Of 2248 votes by 730 respondents, Southern 7 received 456 (20.3%)

- EU  Affluent Seven
- Big Six  **Southern Seven**
- Founding Six  Visegrád Four

- |          |                       |             |                       |
|----------|-----------------------|-------------|-----------------------|
| Austria  | <input type="radio"/> | Italy       | <input type="radio"/> |
| Belgium  | <input type="radio"/> | Latvia      | <input type="radio"/> |
| Bulgaria | <input type="radio"/> | Lithuania   | <input type="radio"/> |
| Croatia  | <input type="radio"/> | Luxembourg  | <input type="radio"/> |
| Cyprus   | <input type="radio"/> | Malta       | <input type="radio"/> |
| Czech R. | <input type="radio"/> | Netherlands | <input type="radio"/> |
| Denmark  | <input type="radio"/> | Poland      | <input type="radio"/> |
| Estonia  | <input type="radio"/> | Portugal    | <input type="radio"/> |
| Finland  | <input type="radio"/> | Romania     | <input type="radio"/> |
| France   | <input type="radio"/> | Slovakia    | <input type="radio"/> |
| Germany  | <input type="radio"/> | Slovenia    | <input type="radio"/> |
| Greece   | <input type="radio"/> | Spain       | <input type="radio"/> |
| Hungary  | <input type="radio"/> | Sweden      | <input type="radio"/> |
| Ireland  | <input type="radio"/> | UK          | <input type="radio"/> |

- Preferences Overview
- Most Contacted
- Shared Interests
- Most Responsive
- Most Disappointing**
- Commitment to Deeper Integration



29%	Visegrád 4	Share of votes by group
21%	Affluent 7	
19%	Big 6	
16%	Founding 6	
11%	Southern 7	

45%	UK	Share of votes by country
39%	Lithuania	
36%	Poland	
34%	Estonia	
32%	Malta	
27%	Bulgaria	
27%	Czech Rep.	
27%	Luxembourg	
27%	Slovakia	
25%	Hungary	
25%	Latvia	
25%	Netherlands	
24%	Finland	
23%	Austria	
17%	Germany	
16%	Croatia	
16%	Cyprus	
16%	Denmark	
15%	Sweden	
13%	Italy	
13%	Portugal	
12%	Ireland	
11%	France	
10%	Romania	
9%	Slovenia	
8%	Belgium	
7%	Spain	
2%	Greece	

Rounded results. 0% shares not shown.



# Most Disappointing Votes for Southern Seven by Southern Seven

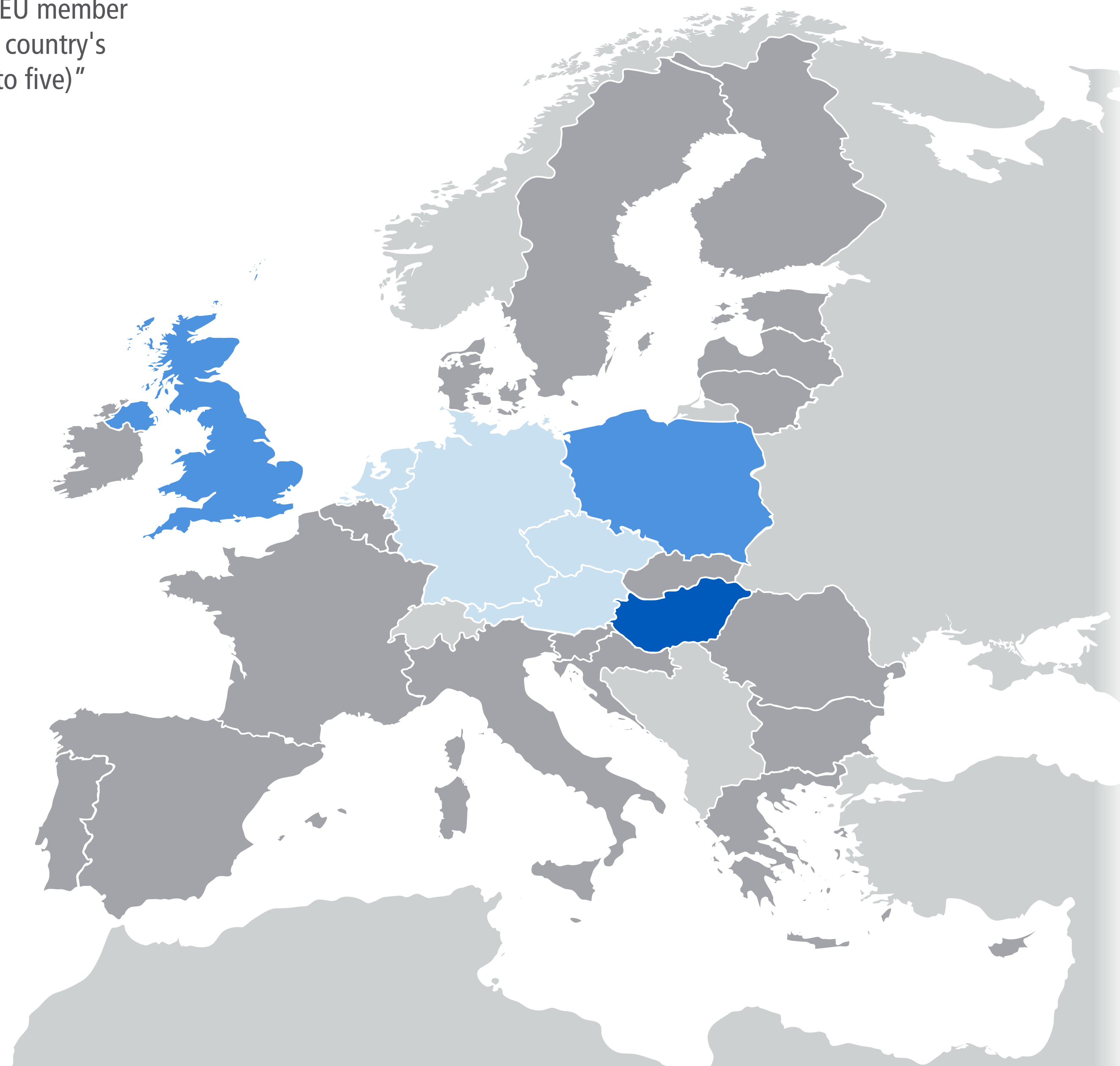
**Q4** "In the past two years, which EU member states have disappointed your country's government most? (select up to five)"

EU	<	<input type="radio"/>	Affluent Seven	<	>
Big Six	<	>	<b>Southern Seven</b>	<	>
Founding Six	<	>	Visegrád Four	<	>

---

Austria	<	>	<input type="radio"/>	Italy	<	>	<input type="radio"/>
Belgium	<	>	<input type="radio"/>	Latvia	<	>	<input type="radio"/>
Bulgaria	<	>	<input type="radio"/>	Lithuania	<	>	<input type="radio"/>
Croatia	<	>	<input type="radio"/>	Luxembourg	<	>	<input type="radio"/>
Cyprus	<	>	<input type="radio"/>	Malta	<	>	<input type="radio"/>
Czech R.	<	>	<input type="radio"/>	Netherlands	<	>	<input type="radio"/>
Denmark	<	>	<input type="radio"/>	Poland	<	>	<input type="radio"/>
Estonia	<	>	<input type="radio"/>	Portugal	<	>	<input type="radio"/>
Finland	<	>	<input type="radio"/>	Romania	<	>	<input type="radio"/>
France	<	>	<input type="radio"/>	Slovakia	<	>	<input type="radio"/>
Germany	<	>	<input type="radio"/>	Slovenia	<	>	<input type="radio"/>
Greece	<	>	<input type="radio"/>	Spain	<	>	<input type="radio"/>
Hungary	<	>	<input type="radio"/>	Sweden	<	>	<input type="radio"/>
Ireland	<	>	<input type="radio"/>	UK	<	>	<input type="radio"/>

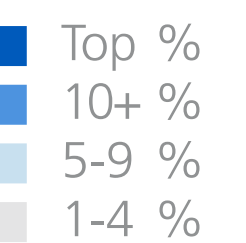
- Preferences Overview
- Most Contacted
- Shared Interests
- Most Responsive
- Most Disappointing**
- Commitment to Deeper Integration



Of 601 votes by 188 respondents, Hungary received the most: 108

42%	Big 6	Share of votes for group
40%	Visegrád 4	
23%	Affluent 7	
23%	Founding 6	
11%	Southern 7	

18%	Hungary	Share of votes for country
15%	Poland	
14%	UK	
8%	Austria	
7%	Germany	
6%	Netherlands	
5%	Czech Rep.	
3%	Belgium	
3%	France	
3%	Greece	
3%	Italy	
2%	Finland	
2%	Slovakia	
2%	Sweden	
1%	Bulgaria	
1%	Denmark	
1%	Ireland	
1%	Lithuania	
1%	Malta	
1%	Romania	



Rounded results. 0% shares not shown.

# Most Disappointing Votes for Visegrád Four by Visegrád Four

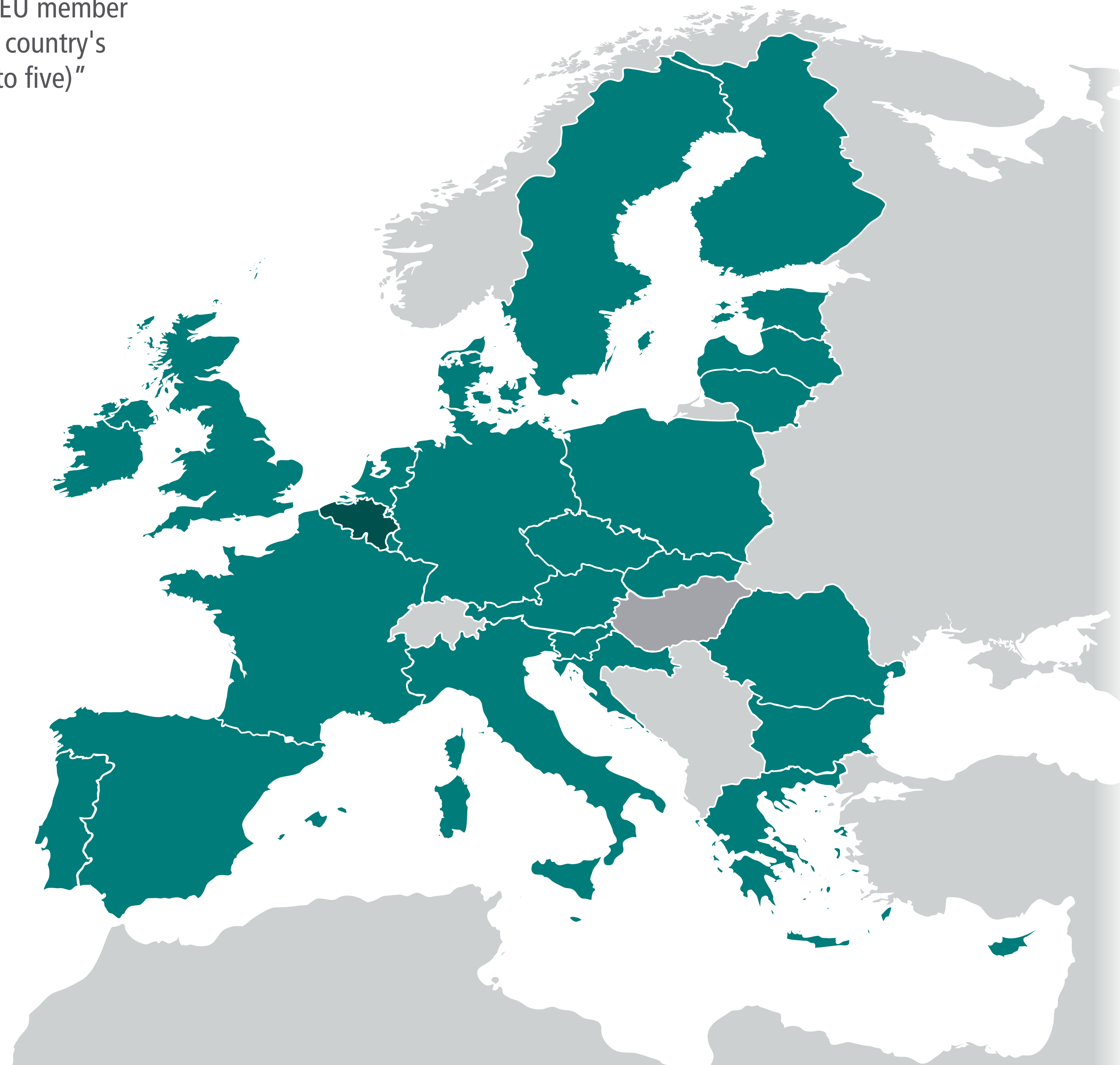
**Q4** "In the past two years, which EU member states have disappointed your country's government most? (select up to five)"

EU	<	<input type="radio"/>	Affluent Seven	<	>
Big Six	<	>	Southern Seven	<	>
Founding Six	<	>	<b>Visegrád Four</b>	<	>

---

Austria	<	>	<input type="radio"/>	Italy	<	>	<input type="radio"/>
Belgium	<	>	<input type="radio"/>	Latvia	<	>	<input type="radio"/>
Bulgaria	<	>	<input type="radio"/>	Lithuania	<	>	<input type="radio"/>
Croatia	<	>	<input type="radio"/>	Luxembourg	<	>	<input type="radio"/>
Cyprus	<	>	<input type="radio"/>	Malta	<	>	<input type="radio"/>
Czech R.	<	>	<input type="radio"/>	Netherlands	<	>	<input type="radio"/>
Denmark	<	>	<input type="radio"/>	Poland	<	>	<input type="radio"/>
Estonia	<	>	<input type="radio"/>	Portugal	<	>	<input type="radio"/>
Finland	<	>	<input type="radio"/>	Romania	<	>	<input type="radio"/>
France	<	>	<input type="radio"/>	Slovakia	<	>	<input type="radio"/>
Germany	<	>	<input type="radio"/>	Slovenia	<	>	<input type="radio"/>
Greece	<	>	<input type="radio"/>	Spain	<	>	<input type="radio"/>
Hungary	<	>	<input type="radio"/>	Sweden	<	>	<input type="radio"/>
Ireland	<	>	<input type="radio"/>	UK	<	>	<input type="radio"/>

- Preferences Overview
- Most Contacted
- Shared Interests
- Most Responsive
- Most Disappointing**
- Commitment to Deeper Integration



Of 2248 votes by 730 respondents, Visegrád 4 received 842 (37.5%)

51%	Affluent 7	Share of votes by group
50%	Founding 6	
41%	Big 6	
40%	Southern 7	
14%	Visegrád 4	

59%	Belgium	Share of votes by country
55%	Sweden	
54%	Germany	
53%	Finland	
52%	Denmark	
50%	France	
49%	Netherlands	
48%	Luxembourg	
45%	Latvia	
44%	Austria	
44%	Italy	
43%	Greece	
43%	Ireland	
37%	Estonia	
34%	Lithuania	
33%	Slovenia	
33%	Spain	
32%	Malta	
30%	Portugal	
27%	Slovakia	
26%	UK	
25%	Czech Rep.	
25%	Romania	
19%	Croatia	
16%	Cyprus	
11%	Poland	
10%	Bulgaria	

Rounded results. 0% shares not shown.



# Most Disappointing Votes for Visegrád Four by Visegrád Four

**Q4** "In the past two years, which EU member states have disappointed your country's government most? (select up to five)"

- EU  Affluent Seven
- Big Six  Southern Seven
- Founding Six  **Visegrád Four**

- |                                |                                   |
|--------------------------------|-----------------------------------|
| Austria <input type="radio"/>  | Italy <input type="radio"/>       |
| Belgium <input type="radio"/>  | Latvia <input type="radio"/>      |
| Bulgaria <input type="radio"/> | Lithuania <input type="radio"/>   |
| Croatia <input type="radio"/>  | Luxembourg <input type="radio"/>  |
| Cyprus <input type="radio"/>   | Malta <input type="radio"/>       |
| Czech R. <input type="radio"/> | Netherlands <input type="radio"/> |
| Denmark <input type="radio"/>  | Poland <input type="radio"/>      |
| Estonia <input type="radio"/>  | Portugal <input type="radio"/>    |
| Finland <input type="radio"/>  | Romania <input type="radio"/>     |
| France <input type="radio"/>   | Slovakia <input type="radio"/>    |
| Germany <input type="radio"/>  | Slovenia <input type="radio"/>    |
| Greece <input type="radio"/>   | Spain <input type="radio"/>       |
| Hungary <input type="radio"/>  | Sweden <input type="radio"/>      |
| Ireland <input type="radio"/>  | UK <input type="radio"/>          |

Preferences Overview


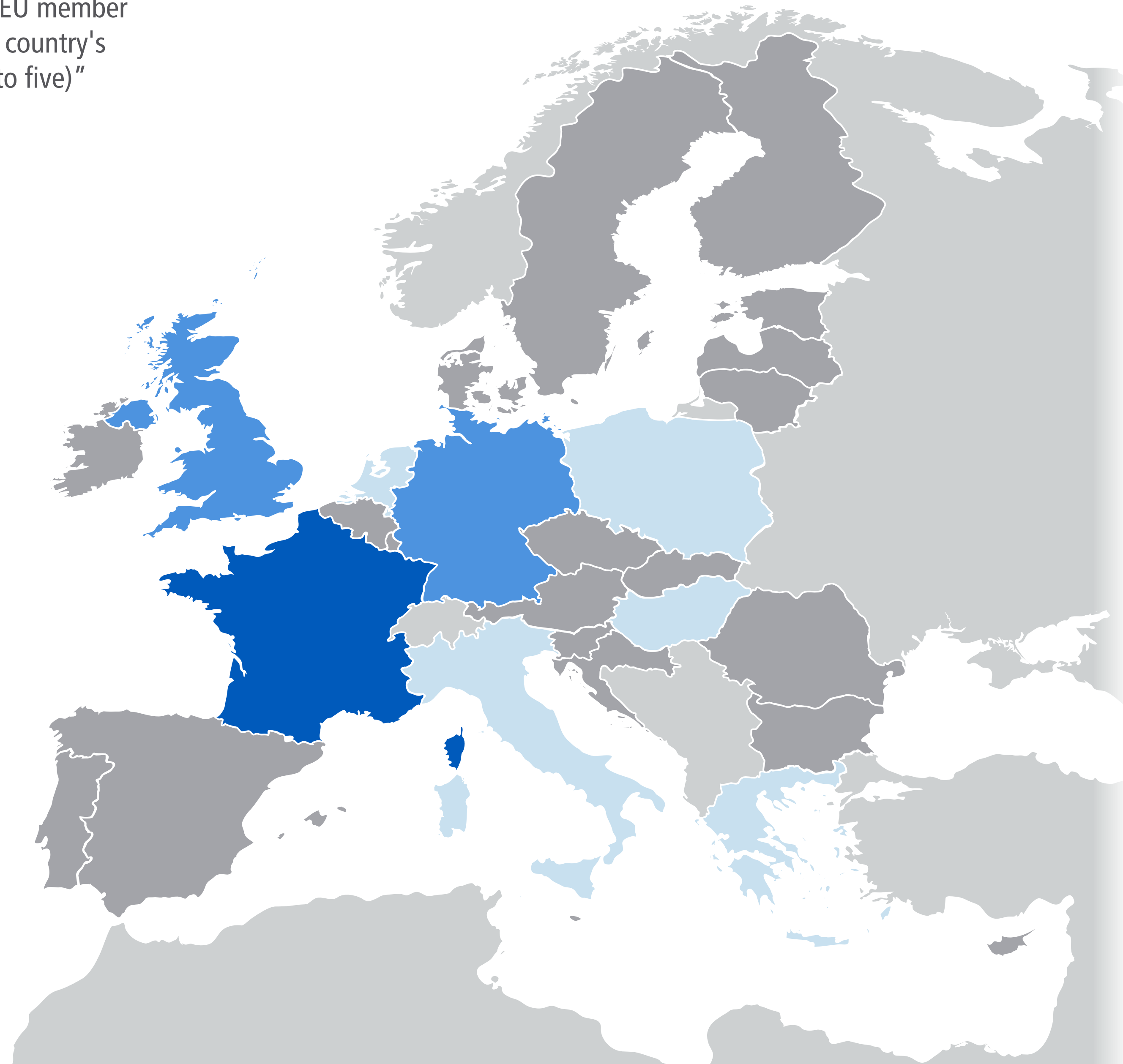
Most Contacted

Shared Interests

Most Responsive

**Most Disappointing**

Commitment to Deeper Integration



Of 273 votes by 103 respondents, France received the most: 51

63%	Big 6	Share of votes for group
52%	Founding 6	
29%	Southern 7	
21%	Affluent 7	
14%	Visegrád 4	

19%	France	Share of votes for country
18%	UK	
14%	Germany	
8%	Netherlands	
6%	Hungary	
6%	Poland	
5%	Greece	
5%	Italy	
4%	Luxembourg	
3%	Austria	
3%	Sweden	
2%	Belgium	
2%	Romania	
1%	Bulgaria	
1%	Croatia	
1%	Czech Rep.	
1%	Finland	
1%	Slovakia	
1%	Spain	

- Top %
- 10+ %
- 5-9 %
- 1-4 %

Rounded results. 0% shares not shown.

# Most Disappointing Votes for Austria by Austria Network

**Q4** "In the past two years, which EU member states have disappointed your country's government most? (select up to five)"

Of 2248 votes by 730 respondents, Austria received 121 (5.4%)

- EU < ○ >
- Big Six < >
- Founding Six < >
- Affluent Seven < >
- Southern Seven < >
- Visegrád Four < >

- Austria <  > ○
- Belgium < > ○
- Bulgaria < > ○
- Croatia < > ○
- Cyprus < > ○
- Czech R. < > ○
- Denmark < > ○
- Estonia < > ○
- Finland < > ○
- France < > ○
- Germany < > ○
- Greece < > ○
- Hungary < > ○
- Ireland < > ○
- Italy < > ○
- Latvia < > ○
- Lithuania < > ○
- Luxembourg < > ○
- Malta < > ○
- Netherlands < > ○
- Poland < > ○
- Portugal < > ○
- Romania < > ○
- Slovakia < > ○
- Slovenia < > ○
- Spain < > ○
- Sweden < > ○
- UK < > ○

Preferences Overview

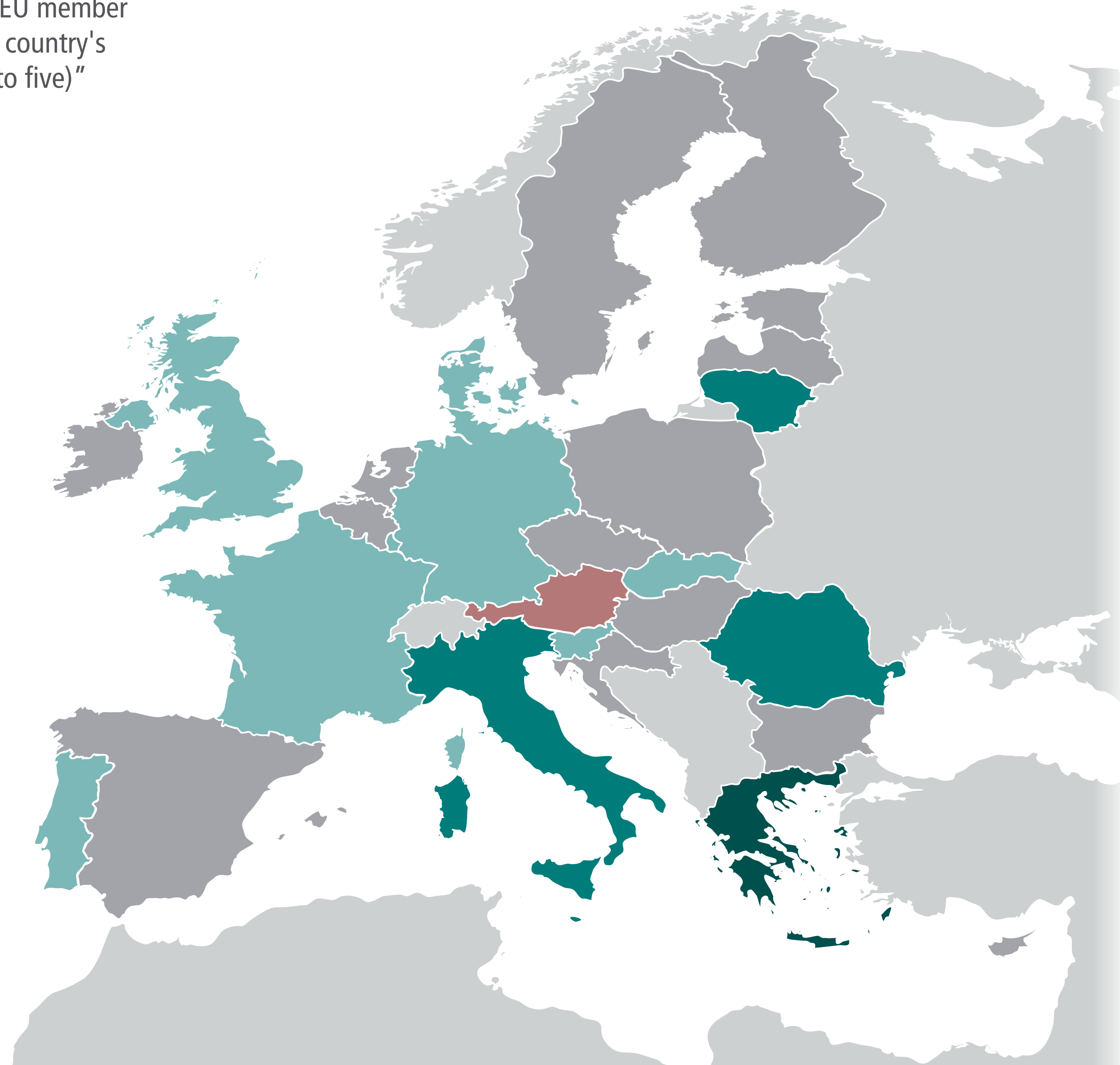
Most Contacted

Shared Interests

Most Responsive

**Most Disappointing**

Commitment to Deeper Integration



- Share of votes by group
- 8% Southern 7
  - 7% Founding 6
  - 6% Big 6
  - 3% Affluent 7
  - 3% Visegrád 4

- Share of votes by country
- 18% Greece
  - 13% Italy
  - 11% Malta
  - 11% Romania
  - 10% Lithuania
  - 8% Slovenia
  - 8% UK
  - 7% France
  - 7% Germany
  - 7% Portugal
  - 6% Luxembourg
  - 6% Slovakia
  - 5% Denmark
  - 4% Finland
  - 4% Hungary
  - 4% Latvia
  - 3% Croatia
  - 3% Cyprus
  - 3% Estonia
  - 3% Sweden
  - 2% Bulgaria
  - 2% Czech Rep.
  - 2% Ireland
  - 2% Spain
  - 1% Netherlands

Rounded results. 0% shares not shown.



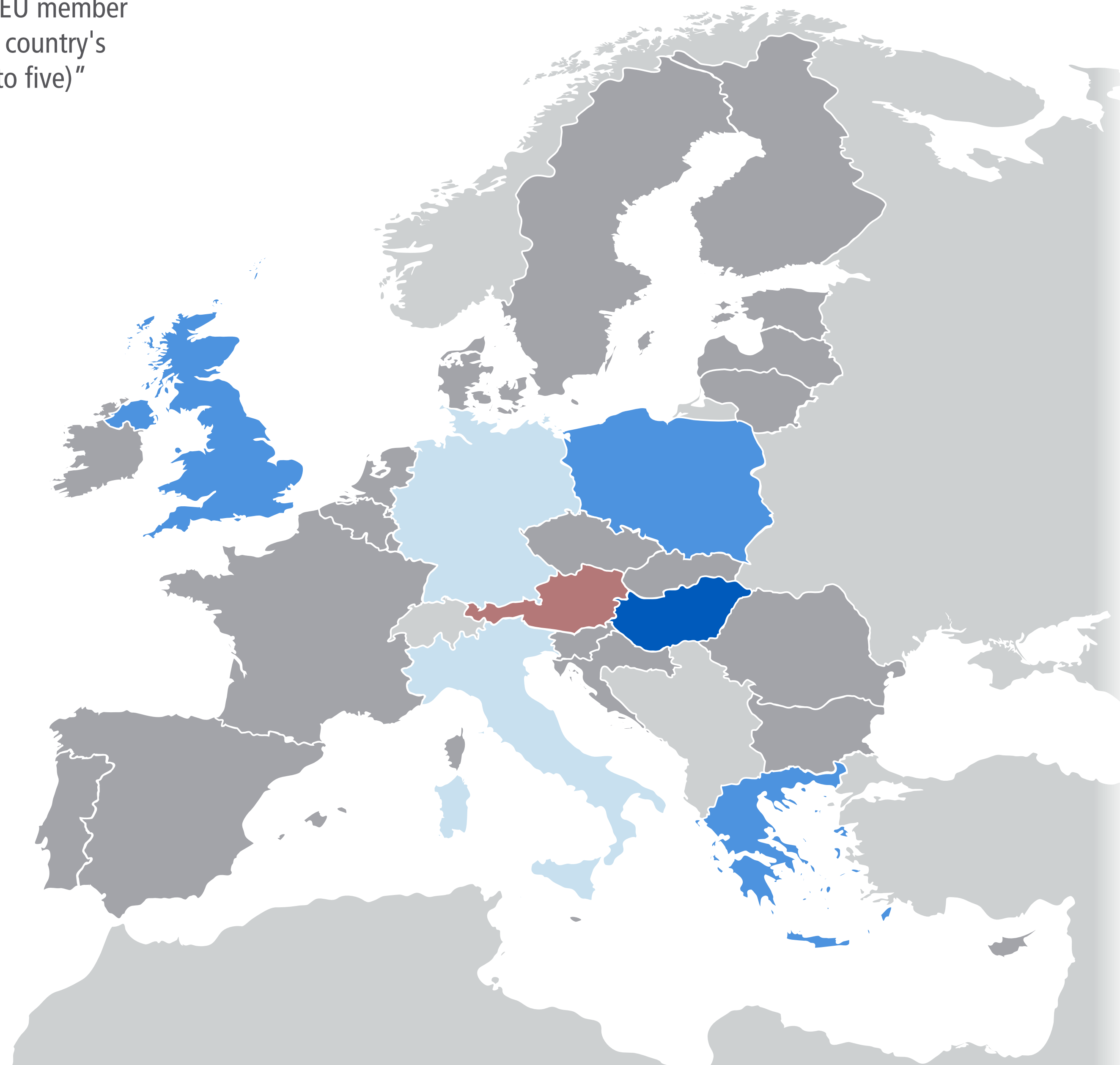
# Most Disappointing Votes for Austria by Austria Network

**Q4** "In the past two years, which EU member states have disappointed your country's government most? (select up to five)"

- EU  Affluent Seven
- Big Six  Southern Seven
- Founding Six  Visegrád Four

- |  |                                   |
|--|-----------------------------------|
| Austria <input checked="" type="radio"/> | Italy <input type="radio"/>       |
| Belgium <input type="radio"/>            | Latvia <input type="radio"/>      |
| Bulgaria <input type="radio"/>           | Lithuania <input type="radio"/>   |
| Croatia <input type="radio"/>            | Luxembourg <input type="radio"/>  |
| Cyprus <input type="radio"/>             | Malta <input type="radio"/>       |
| Czech R. <input type="radio"/>           | Netherlands <input type="radio"/> |
| Denmark <input type="radio"/>            | Poland <input type="radio"/>      |
| Estonia <input type="radio"/>            | Portugal <input type="radio"/>    |
| Finland <input type="radio"/>            | Romania <input type="radio"/>     |
| France <input type="radio"/>             | Slovakia <input type="radio"/>    |
| Germany <input type="radio"/>            | Slovenia <input type="radio"/>    |
| Greece <input type="radio"/>             | Spain <input type="radio"/>       |
| Hungary <input type="radio"/>            | Sweden <input type="radio"/>      |
| Ireland <input type="radio"/>            | UK <input type="radio"/>          |

- Preferences Overview
- Most Contacted
- Shared Interests
- Most Responsive
- Most Disappointing**
- Commitment to Deeper Integration



Of 64 votes by 19 respondents, Hungary received the most: 13

50%	Big 6	Share of votes for group
44%	Visegrád 4	
23%	Southern 7	
13%	Founding 6	
3%	Affluent 7	

20%	Hungary	Share of votes for country
19%	UK	
17%	Poland	
11%	Greece	
6%	Italy	
5%	Germany	
3%	Cyprus	
3%	Czech Rep.	
3%	Romania	
3%	Slovakia	
3%	Spain	
2%	Bulgaria	
2%	Netherlands	
2%	Slovenia	
2%	Sweden	

- Top %
- 10+ %
- 5-9 %
- 1-4 %

Rounded results. 0% shares not shown.

# Most Disappointing Votes for Austria by Austria Network

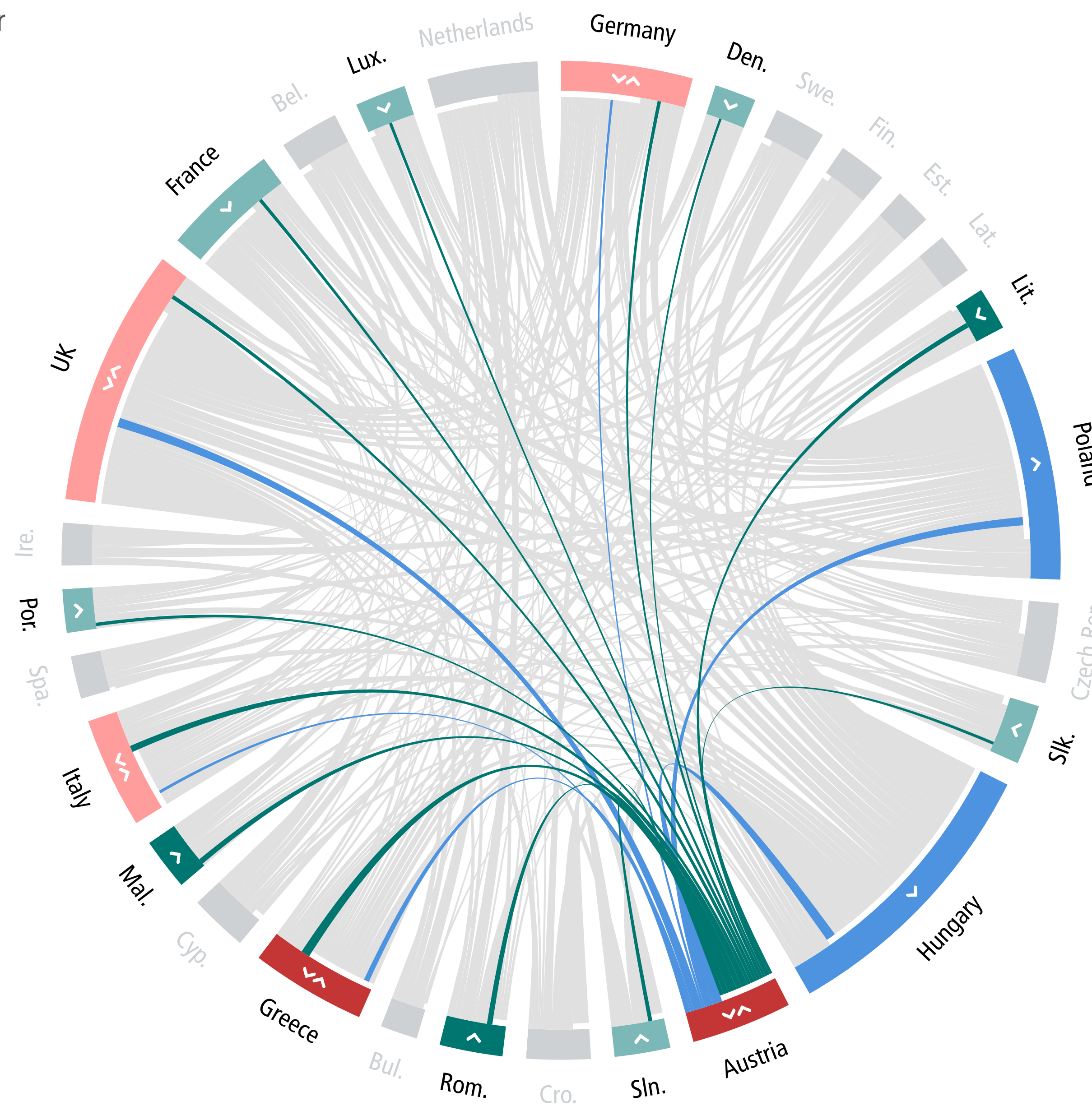
**Q4** "In the past two years, which EU member states have disappointed your country's government most? (select up to five)"

EU	<	○	Affluent Seven	<	>
Big Six	<	>	Southern Seven	<	>
Founding Six	<	>	Visegrád Four	<	>

Austria	<	>	●	Italy	<	>	○
Belgium	<	>	○	Latvia	<	>	○
Bulgaria	<	>	○	Lithuania	<	>	○
Croatia	<	>	○	Luxembourg	<	>	○
Cyprus	<	>	○	Malta	<	>	○
Czech R.	<	>	○	Netherlands	<	>	○
Denmark	<	>	○	Poland	<	>	○
Estonia	<	>	○	Portugal	<	>	○
Finland	<	>	○	Romania	<	>	○
France	<	>	○	Slovakia	<	>	○
Germany	<	>	○	Slovenia	<	>	○
Greece	<	>	○	Spain	<	>	○
Hungary	<	>	○	Sweden	<	>	○
Ireland	<	>	○	UK	<	>	○

- Preferences Overview
- Most Contacted
- Shared Interests
- Most Responsive
- Most Disappointing**
- Commitment to Deeper Integration



**Shared votes**

stronger share	weaker share
Gre 18%	Aut 11%
Aut 19%	UK 8%
Ita 13%	Aut 6%
Ger 7%	Aut 5%

**Lopsided votes**

**Only sending to**

20%	Hungary
17%	Poland

**Only receiving from**

11%	Malta
11%	Romania
10%	Lithuania
8%	Slovenia
7%	France
7%	Portugal
6%	Luxembourg
6%	Slovakia
5%	Denmark

Rounded results. Shares below 5% not shown.



# Most Disappointing Votes for Belgium by Belgium Network

**Q4** "In the past two years, which EU member states have disappointed your country's government most? (select up to five)"

- EU  Affluent Seven
- Big Six  Southern Seven
- Founding Six  Visegrád Four

- |   |                                   |
|---|-----------------------------------|
| Austria <input type="radio"/>                   | Italy <input type="radio"/>       |
| <b>Belgium</b> <input checked="" type="radio"/> | Latvia <input type="radio"/>      |
| Bulgaria <input type="radio"/>                  | Lithuania <input type="radio"/>   |
| Croatia <input type="radio"/>                   | Luxembourg <input type="radio"/>  |
| Cyprus <input type="radio"/>                    | Malta <input type="radio"/>       |
| Czech R. <input type="radio"/>                  | Netherlands <input type="radio"/> |
| Denmark <input type="radio"/>                   | Poland <input type="radio"/>      |
| Estonia <input type="radio"/>                   | Portugal <input type="radio"/>    |
| Finland <input type="radio"/>                   | Romania <input type="radio"/>     |
| France <input type="radio"/>                    | Slovakia <input type="radio"/>    |
| Germany <input type="radio"/>                   | Slovenia <input type="radio"/>    |
| Greece <input type="radio"/>                    | Spain <input type="radio"/>       |
| Hungary <input type="radio"/>                   | Sweden <input type="radio"/>      |
| Ireland <input type="radio"/>                   | UK <input type="radio"/>          |

Preferences Overview


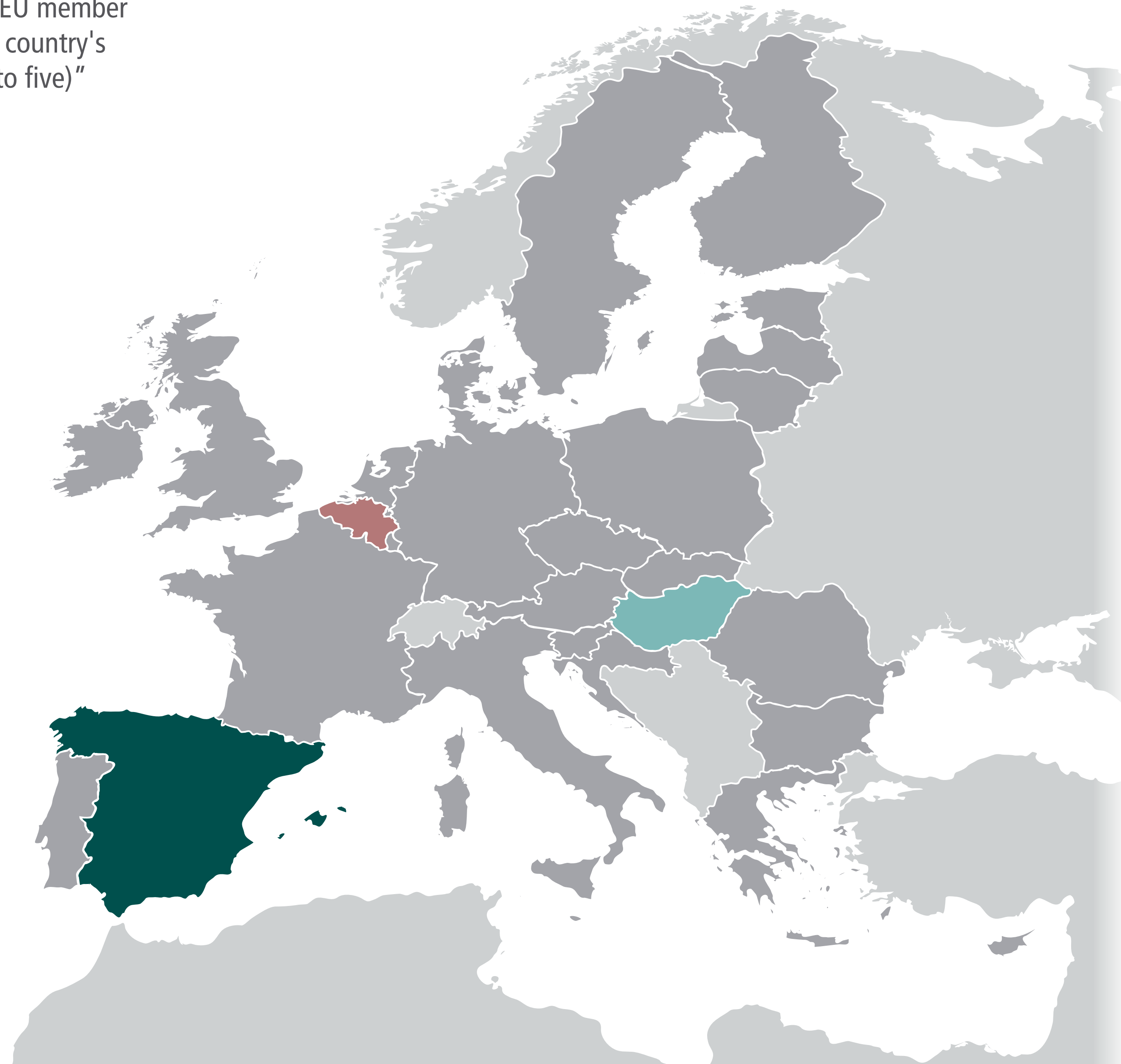
Most Contacted

Shared Interests

Most Responsive

**Most Disappointing**

Commitment to Deeper Integration



Of 2248 votes by 730 respondents, Belgium received 32 (1.4%)

3% Big 6  
3% Southern 7  
2% Visegrád 4

Share of votes by group

18% Spain  
6% Hungary  
3% Romania  
2% Bulgaria  
2% UK  
1% Poland

Share of votes by country

■ Top %  
■ 10+ %  
■ 5-9 %  
■ 1-4 %

Rounded results. 0% shares not shown.

# Most Disappointing Votes for Belgium by Belgium Network

**Q4** "In the past two years, which EU member states have disappointed your country's government most? (select up to five)"

- EU  Affluent Seven
- Big Six  Southern Seven
- Founding Six  Visegrád Four

- |   |                                   |
|---|-----------------------------------|
| Austria <input type="radio"/>                   | Italy <input type="radio"/>       |
| <b>Belgium</b> <input checked="" type="radio"/> | Latvia <input type="radio"/>      |
| Bulgaria <input type="radio"/>                  | Lithuania <input type="radio"/>   |
| Croatia <input type="radio"/>                   | Luxembourg <input type="radio"/>  |
| Cyprus <input type="radio"/>                    | Malta <input type="radio"/>       |
| Czech R. <input type="radio"/>                  | Netherlands <input type="radio"/> |
| Denmark <input type="radio"/>                   | Poland <input type="radio"/>      |
| Estonia <input type="radio"/>                   | Portugal <input type="radio"/>    |
| Finland <input type="radio"/>                   | Romania <input type="radio"/>     |
| France <input type="radio"/>                    | Slovakia <input type="radio"/>    |
| Germany <input type="radio"/>                   | Slovenia <input type="radio"/>    |
| Greece <input type="radio"/>                    | Spain <input type="radio"/>       |
| Hungary <input type="radio"/>                   | Sweden <input type="radio"/>      |
| Ireland <input type="radio"/>                   | UK <input type="radio"/>          |

Preferences Overview

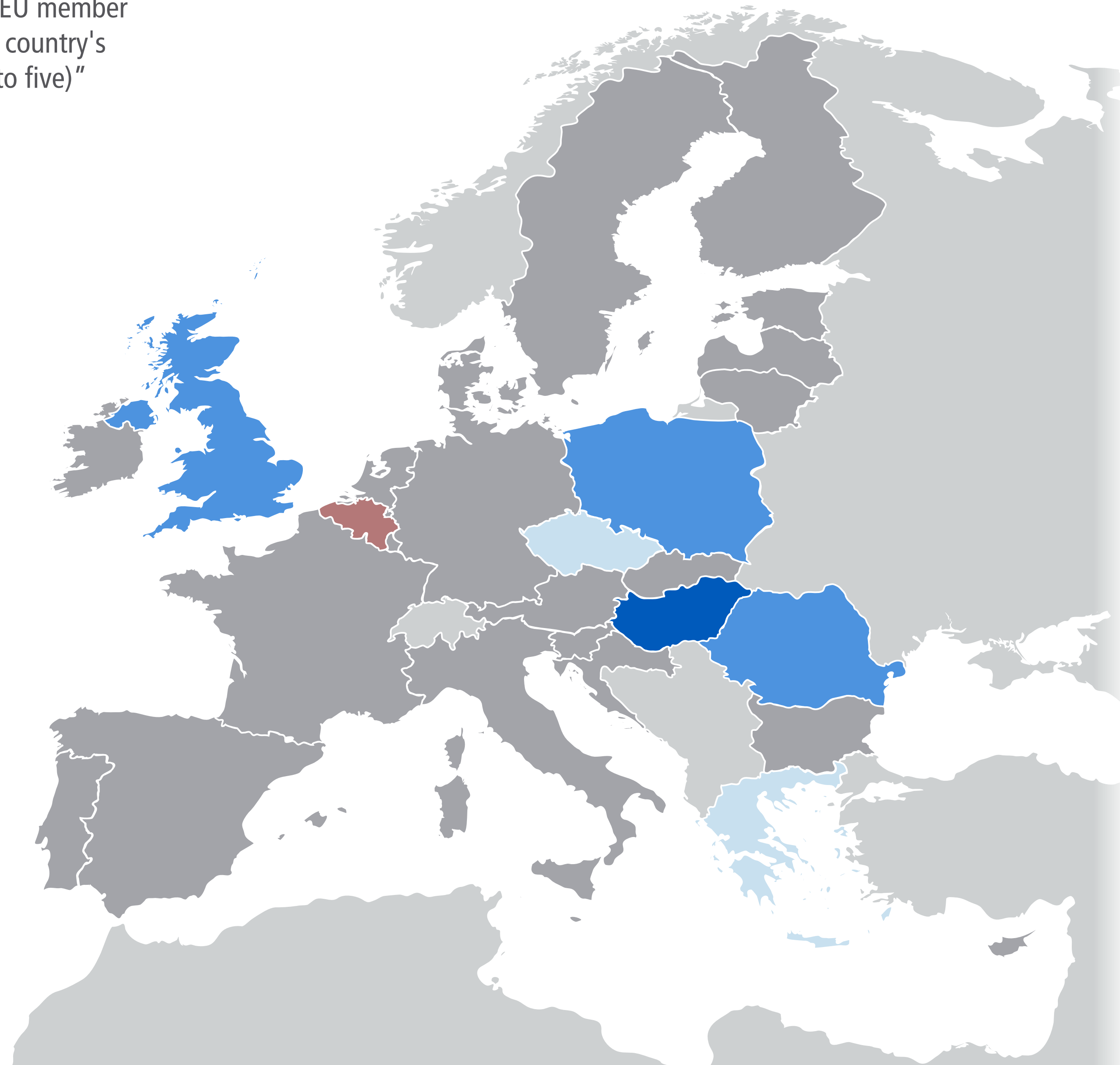
Most Contacted

Shared Interests

Most Responsive

**Most Disappointing**

Commitment to Deeper Integration



Of 39 votes by 14 respondents, Hungary received the most: 10

59%	Visegrád 4	Share of votes for group
46%	Big 6	
8%	Founding 6	
8%	Southern 7	
3%	Affluent 7	

26%	Hungary	Share of votes for country
23%	Poland	
18%	UK	
10%	Romania	
8%	Czech Rep.	
5%	Greece	
3%	Germany	
3%	Italy	
3%	Netherlands	
3%	Slovakia	

- Top %
- 10+ %
- 5-9 %
- 1-4 %

Rounded results. 0% shares not shown.

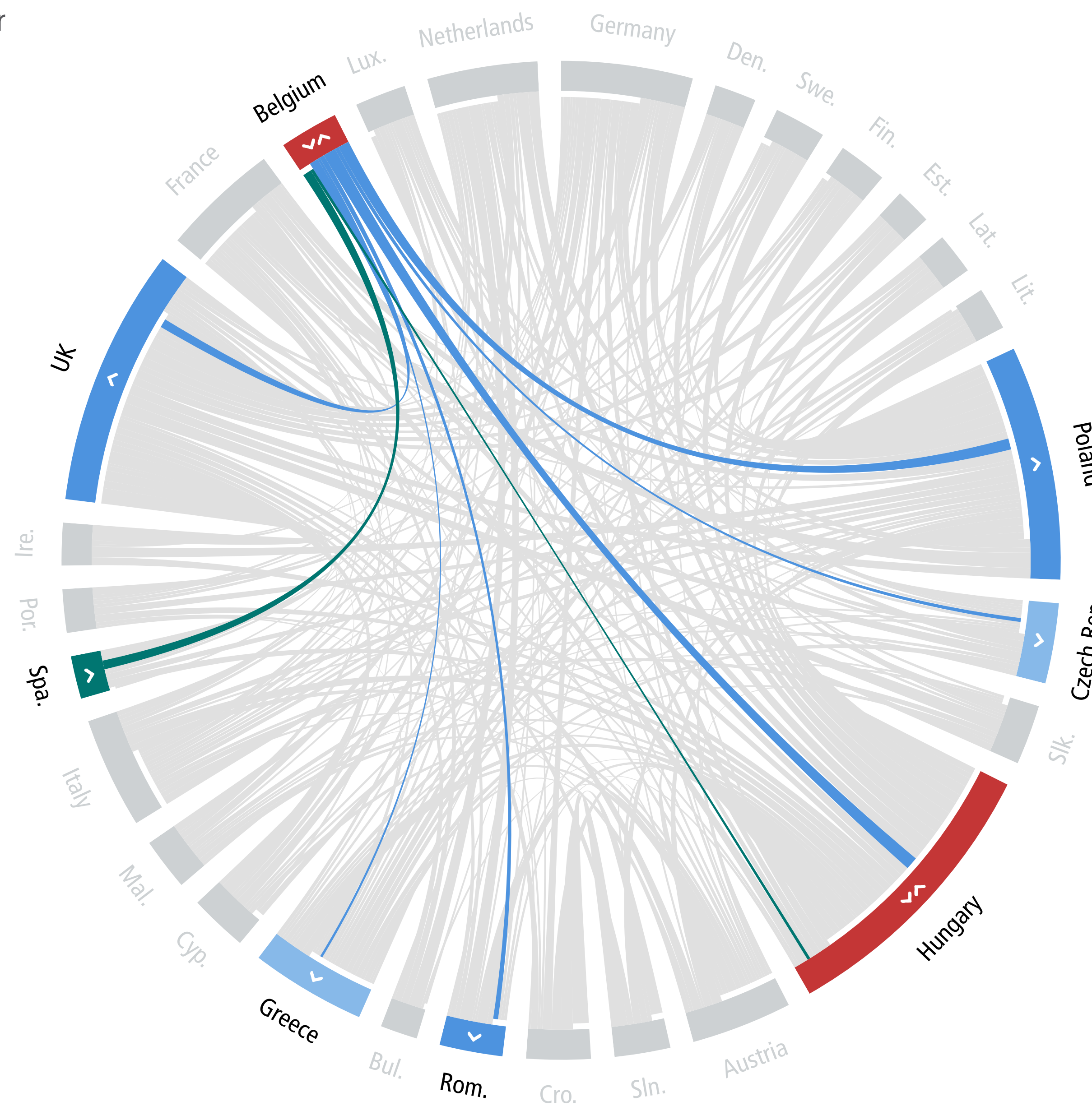


# Most Disappointing Votes for Belgium by Belgium Network

**Q4** "In the past two years, which EU member states have disappointed your country's government most? (select up to five)"

EU	<	○	Affluent Seven	<	>		
Big Six	<	>	Southern Seven	<	>		
Founding Six	<	>	Visegrád Four	<	>		
Austria	<	>	○	Italy	<	>	○
<b>Belgium</b>	<	>	●	Latvia	<	>	○
Bulgaria	<	>	○	Lithuania	<	>	○
Croatia	<	>	○	Luxembourg	<	>	○
Cyprus	<	>	○	Malta	<	>	○
Czech R.	<	>	○	Netherlands	<	>	○
Denmark	<	>	○	Poland	<	>	○
Estonia	<	>	○	Portugal	<	>	○
Finland	<	>	○	Romania	<	>	○
France	<	>	○	Slovakia	<	>	○
Germany	<	>	○	Slovenia	<	>	○
Greece	<	>	○	Spain	<	>	○
Hungary	<	>	○	Sweden	<	>	○
Ireland	<	>	○	UK	<	>	○

- Preferences Overview
- Most Contacted
- Shared Interests
- Most Responsive
- Most Disappointing**
- Commitment to Deeper Integration



Shared votes  
 stronger share weaker share  
 Bel 26% Hun 6%

Lopsided votes  
 Only sending to  
 23% Poland  
 18% UK  
 10% Romania  
 8% Czech Rep.  
 5% Greece  
 Only receiving from  
 18% Spain

Rounded results. Shares below 5% not shown.

# Most Disappointing Votes for Bulgaria by Bulgaria Network

**Q4** "In the past two years, which EU member states have disappointed your country's government most? (select up to five)"

EU	<	<input type="radio"/>	Affluent Seven	<	>
Big Six	<	>	Southern Seven	<	>
Founding Six	<	>	Visegrád Four	<	>

---

Austria	<	>	<input type="radio"/>	Italy	<	>	<input type="radio"/>
Belgium	<	>	<input type="radio"/>	Latvia	<	>	<input type="radio"/>
<b>Bulgaria</b>	<	>	<input checked="" type="radio"/>	Lithuania	<	>	<input type="radio"/>
Croatia	<	>	<input type="radio"/>	Luxembourg	<	>	<input type="radio"/>
Cyprus	<	>	<input type="radio"/>	Malta	<	>	<input type="radio"/>
Czech R.	<	>	<input type="radio"/>	Netherlands	<	>	<input type="radio"/>
Denmark	<	>	<input type="radio"/>	Poland	<	>	<input type="radio"/>
Estonia	<	>	<input type="radio"/>	Portugal	<	>	<input type="radio"/>
Finland	<	>	<input type="radio"/>	Romania	<	>	<input type="radio"/>
France	<	>	<input type="radio"/>	Slovakia	<	>	<input type="radio"/>
Germany	<	>	<input type="radio"/>	Slovenia	<	>	<input type="radio"/>
Greece	<	>	<input type="radio"/>	Spain	<	>	<input type="radio"/>
Hungary	<	>	<input type="radio"/>	Sweden	<	>	<input type="radio"/>
Ireland	<	>	<input type="radio"/>	UK	<	>	<input type="radio"/>

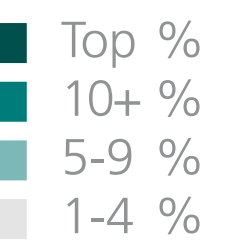
- Preferences Overview
- Most Contacted
- Shared Interests
- Most Responsive
- Most Disappointing**
- Commitment to Deeper Integration



Of 2248 votes by 730 respondents, Bulgaria received 25 (1.1%)

2%	Affluent 7	Share of votes by group
1%	Big 6	
1%	Founding 6	
1%	Southern 7	
1%	Visegrád 4	

5%	Romania	Share of votes by country
4%	Latvia	
4%	Netherlands	
3%	Czech Rep.	
3%	Sweden	
2%	Austria	
2%	Finland	
2%	France	
2%	Greece	
2%	Portugal	
1%	Ireland	
1%	Italy	
1%	Spain	



Rounded results. 0% shares not shown.

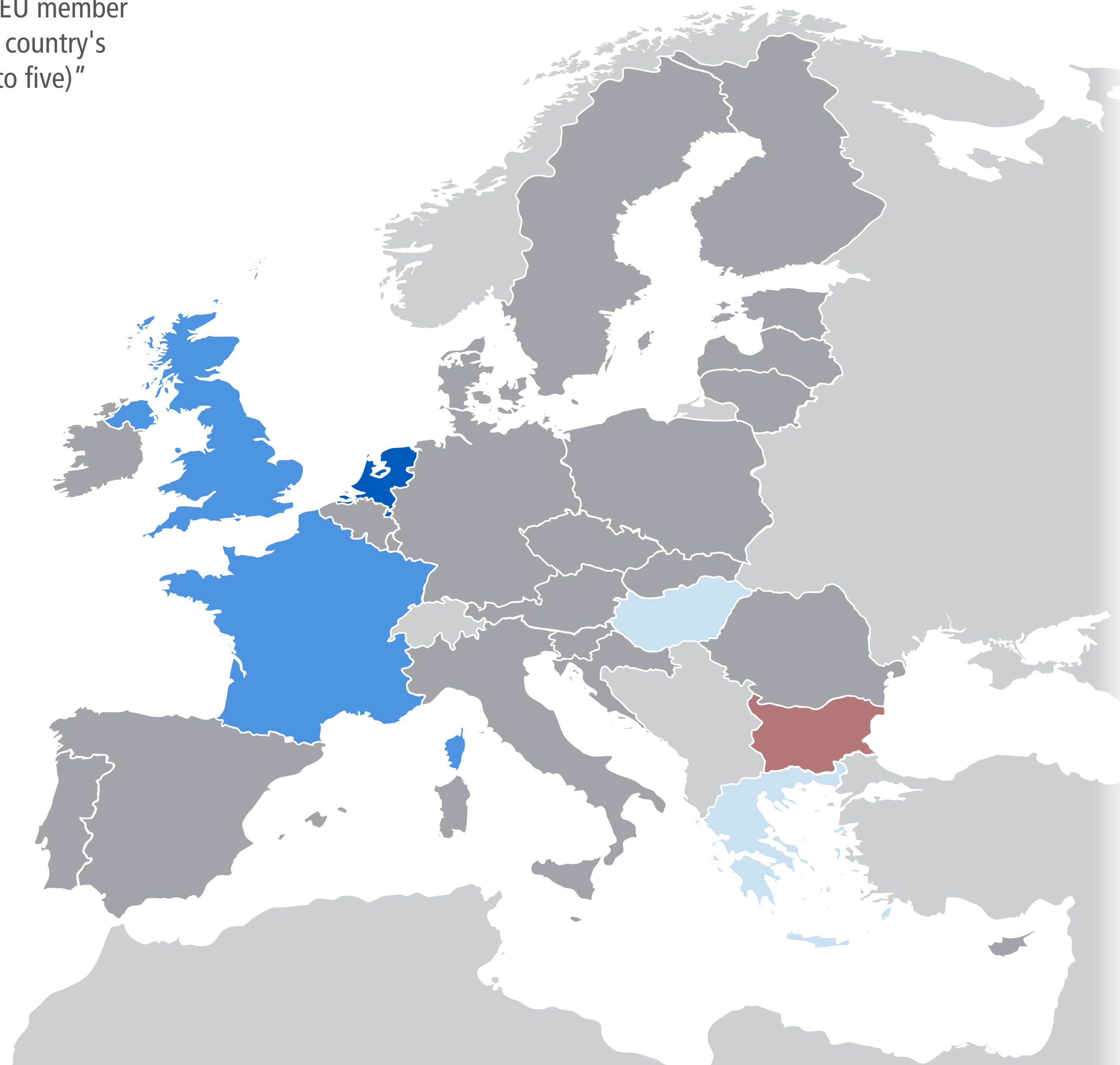


# Most Disappointing Votes for Bulgaria by Bulgaria Network

**Q4** "In the past two years, which EU member states have disappointed your country's government most? (select up to five)"

EU	<	<input type="radio"/>	Affluent Seven	<	>		
Big Six	<	>	Southern Seven	<	>		
Founding Six	<	>	Visegrád Four	<	>		
<hr/>							
Austria	<	>	<input type="radio"/>	Italy	<	>	<input type="radio"/>
Belgium	<	>	<input type="radio"/>	Latvia	<	>	<input type="radio"/>
<b>Bulgaria</b>	<	<input checked="" type="checkbox"/>	<input type="radio"/>	Lithuania	<	>	<input type="radio"/>
Croatia	<	>	<input type="radio"/>	Luxembourg	<	>	<input type="radio"/>
Cyprus	<	>	<input type="radio"/>	Malta	<	>	<input type="radio"/>
Czech R.	<	>	<input type="radio"/>	Netherlands	<	>	<input type="radio"/>
Denmark	<	>	<input type="radio"/>	Poland	<	>	<input type="radio"/>
Estonia	<	>	<input type="radio"/>	Portugal	<	>	<input type="radio"/>
Finland	<	>	<input type="radio"/>	Romania	<	>	<input type="radio"/>
France	<	>	<input type="radio"/>	Slovakia	<	>	<input type="radio"/>
Germany	<	>	<input type="radio"/>	Slovenia	<	>	<input type="radio"/>
Greece	<	>	<input type="radio"/>	Spain	<	>	<input type="radio"/>
Hungary	<	>	<input type="radio"/>	Sweden	<	>	<input type="radio"/>
Ireland	<	>	<input type="radio"/>	UK	<	>	<input type="radio"/>

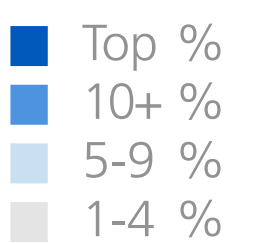
- Preferences Overview
- Most Contacted
- Shared Interests
- Most Responsive
- Most Disappointing**
- Commitment to Deeper Integration



Of 125 votes by 49 respondents, Netherlands received the most: 34

49%	Founding 6	Share of votes for group
41%	Big 6	
38%	Affluent 7	
27%	Southern 7	
10%	Visegrád 4	

27%	Netherlands	Share of votes for country
15%	France	
14%	UK	
6%	Greece	
5%	Hungary	
4%	Germany	
4%	Poland	
4%	Romania	
4%	Spain	
3%	Finland	
2%	Austria	
2%	Belgium	
2%	Cyprus	
2%	Denmark	
2%	Sweden	
1%	Croatia	
1%	Czech Rep.	
1%	Lithuania	
1%	Slovakia	
1%	Slovenia	



Rounded results. 0% shares not shown.

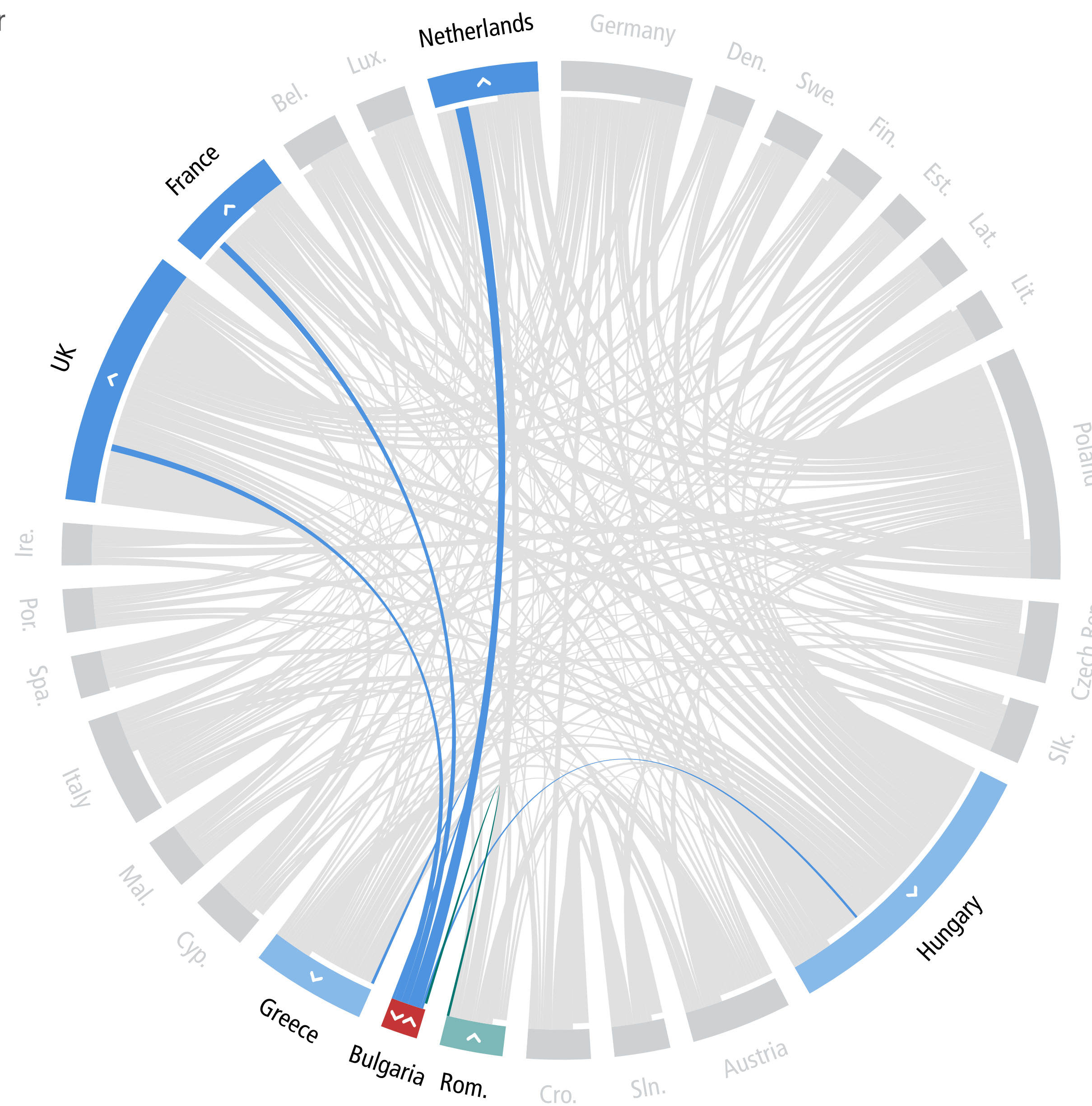
# Most Disappointing Votes for Bulgaria by Bulgaria Network

**Q4** "In the past two years, which EU member states have disappointed your country's government most? (select up to five)"

- EU < ○ Affluent Seven < >
- Big Six < > Southern Seven < >
- Founding Six < > Visegrád Four < >

Austria < > ○	Italy < > ○
Belgium < > ○	Latvia < > ○
<b>Bulgaria &lt; &gt; ●</b>	Lithuania < > ○
Croatia < > ○	Luxembourg < > ○
Cyprus < > ○	Malta < > ○
Czech R. < > ○	Netherlands < > ○
Denmark < > ○	Poland < > ○
Estonia < > ○	Portugal < > ○
Finland < > ○	Romania < > ○
France < > ○	Slovakia < > ○
Germany < > ○	Slovenia < > ○
Greece < > ○	Spain < > ○
Hungary < > ○	Sweden < > ○
Ireland < > ○	UK < > ○

- Preferences Overview
- Most Contacted
- Shared Interests
- Most Responsive
- Most Disappointing**
- Commitment to Deeper Integration



- Lopsided votes**
- > Only sending to
    - 27% Netherlands
    - 15% France
    - 14% UK
    - 6% Greece
    - 5% Hungary
  - < Only receiving from
    - 5% Romania

Rounded results. Shares below 5% not shown.



# Most Disappointing Votes for Croatia by Croatia Network

**Q4** "In the past two years, which EU member states have disappointed your country's government most? (select up to five)"

EU	<	<input type="radio"/>	Affluent Seven	<	>
Big Six	<	>	Southern Seven	<	>
Founding Six	<	>	Visegrád Four	<	>

---

Austria	<	>	<input type="radio"/>	Italy	<	>	<input type="radio"/>
Belgium	<	>	<input type="radio"/>	Latvia	<	>	<input type="radio"/>
Bulgaria	<	>	<input type="radio"/>	Lithuania	<	>	<input type="radio"/>
<b>Croatia</b>	<	>	<input checked="" type="radio"/>	Luxembourg	<	>	<input type="radio"/>
Cyprus	<	>	<input type="radio"/>	Malta	<	>	<input type="radio"/>
Czech R.	<	>	<input type="radio"/>	Netherlands	<	>	<input type="radio"/>
Denmark	<	>	<input type="radio"/>	Poland	<	>	<input type="radio"/>
Estonia	<	>	<input type="radio"/>	Portugal	<	>	<input type="radio"/>
Finland	<	>	<input type="radio"/>	Romania	<	>	<input type="radio"/>
France	<	>	<input type="radio"/>	Slovakia	<	>	<input type="radio"/>
Germany	<	>	<input type="radio"/>	Slovenia	<	>	<input type="radio"/>
Greece	<	>	<input type="radio"/>	Spain	<	>	<input type="radio"/>
Hungary	<	>	<input type="radio"/>	Sweden	<	>	<input type="radio"/>
Ireland	<	>	<input type="radio"/>	UK	<	>	<input type="radio"/>

- Preferences Overview
- Most Contacted
- Shared Interests
- Most Responsive
- Most Disappointing**
- Commitment to Deeper Integration



Of 2248 votes by 730 respondents, Croatia received 31 (1.4%)

1%  Visegrád 4 **Share of votes by group**

33%  Slovenia **Share of votes by country**  
 3%  Hungary  
 2%  Greece  
 1%  Bulgaria  
 1%  Estonia  
 1%  Finland  
 1%  France  
 1%  Germany  
 1%  Netherlands  
 1%  Spain

■ Top %  
 ■ 10+ %  
 ■ 5-9 %  
 ■ 1-4 %

Rounded results. 0% shares not shown.

# Most Disappointing Votes for Croatia by Croatia Network

**Q4** "In the past two years, which EU member states have disappointed your country's government most? (select up to five)"

- EU  Affluent Seven
- Big Six  Southern Seven
- Founding Six  Visegrád Four

- |   |                                   |
|---|-----------------------------------|
| Austria <input type="radio"/>                   | Italy <input type="radio"/>       |
| Belgium <input type="radio"/>                   | Latvia <input type="radio"/>      |
| Bulgaria <input type="radio"/>                  | Lithuania <input type="radio"/>   |
| <b>Croatia <input checked="" type="radio"/></b> | Luxembourg <input type="radio"/>  |
| Cyprus <input type="radio"/>                    | Malta <input type="radio"/>       |
| Czech R. <input type="radio"/>                  | Netherlands <input type="radio"/> |
| Denmark <input type="radio"/>                   | Poland <input type="radio"/>      |
| Estonia <input type="radio"/>                   | Portugal <input type="radio"/>    |
| Finland <input type="radio"/>                   | Romania <input type="radio"/>     |
| France <input type="radio"/>                    | Slovakia <input type="radio"/>    |
| Germany <input type="radio"/>                   | Slovenia <input type="radio"/>    |
| Greece <input type="radio"/>                    | Spain <input type="radio"/>       |
| Hungary <input type="radio"/>                   | Sweden <input type="radio"/>      |
| Ireland <input type="radio"/>                   | UK <input type="radio"/>          |

Preferences Overview

Most Contacted

Shared Interests

Most Responsive

**Most Disappointing**

Commitment to Deeper Integration



Of 37 votes by 16 respondents, Slovenia received the most: 9

41%	Big 6	Share of votes for group
32%	Founding 6	
19%	Visegrád 4	
16%	Southern 7	
8%	Affluent 7	

24%	Slovenia	Share of votes for country
19%	Germany	
19%	Hungary	
14%	UK	
5%	France	
5%	Greece	
5%	Netherlands	
3%	Austria	
3%	Italy	
3%	Malta	

- Top %
- 10+ %
- 5-9 %
- 1-4 %

Rounded results. 0% shares not shown.

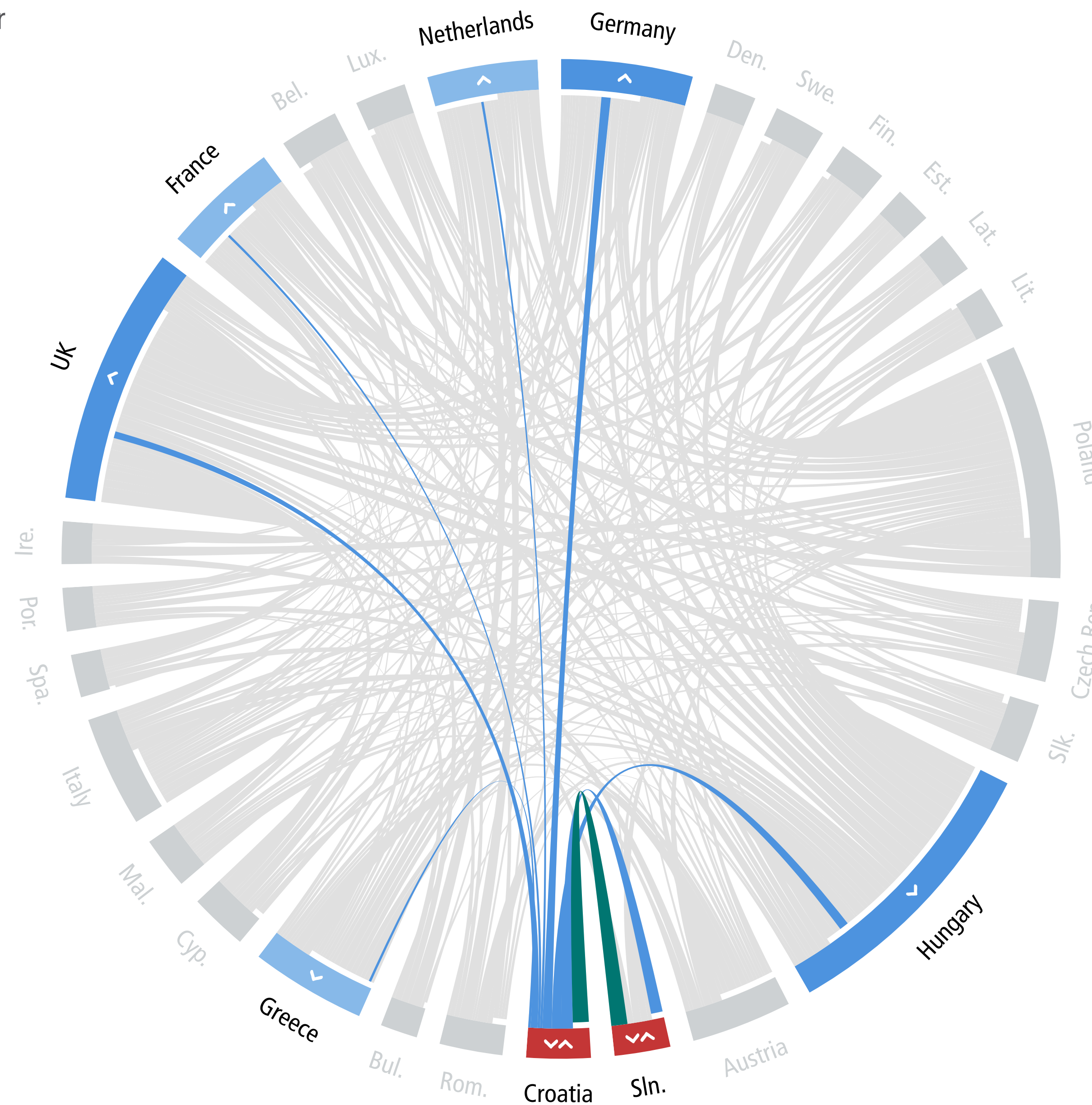


# Most Disappointing Votes for Croatia by Croatia Network

Q4 "In the past two years, which EU member states have disappointed your country's government most? (select up to five)"

EU	<	○	Affluent Seven	<	>		
Big Six	<	>	Southern Seven	<	>		
Founding Six	<	>	Visegrád Four	<	>		
Austria	<	>	○	Italy	<	>	○
Belgium	<	>	○	Latvia	<	>	○
Bulgaria	<	>	○	Lithuania	<	>	○
<b>Croatia</b>	<	>	●	Luxembourg	<	>	○
Cyprus	<	>	○	Malta	<	>	○
Czech R.	<	>	○	Netherlands	<	>	○
Denmark	<	>	○	Poland	<	>	○
Estonia	<	>	○	Portugal	<	>	○
Finland	<	>	○	Romania	<	>	○
France	<	>	○	Slovakia	<	>	○
Germany	<	>	○	Slovenia	<	>	○
Greece	<	>	○	Spain	<	>	○
Hungary	<	>	○	Sweden	<	>	○
Ireland	<	>	○	UK	<	>	○

- Preferences Overview
- Most Contacted
- Shared Interests
- Most Responsive
- Most Disappointing**
- Commitment to Deeper Integration



Shared votes  
stronger share weaker share  
Sln 33% Cro 24%

Lopsided votes  
Only sending to  
19% Germany  
19% Hungary  
14% UK  
5% France  
5% Greece  
5% Netherlands

Rounded results. Shares below 5% not shown.

# Most Disappointing Votes for Cyprus by Cyprus Network

**Q4** "In the past two years, which EU member states have disappointed your country's government most? (select up to five)"

EU	<	○	Affluent Seven	<	>
Big Six	<	>	Southern Seven	<	>
Founding Six	<	>	Visegrád Four	<	>

---

Austria	<	>	○	Italy	<	>	○
Belgium	<	>	○	Latvia	<	>	○
Bulgaria	<	>	○	Lithuania	<	>	○
Croatia	<	>	○	Luxembourg	<	>	○
<b>Cyprus</b>	<	>	○	Malta	<	>	○
Czech R.	<	>	○	Netherlands	<	>	○
Denmark	<	>	○	Poland	<	>	○
Estonia	<	>	○	Portugal	<	>	○
Finland	<	>	○	Romania	<	>	○
France	<	>	○	Slovakia	<	>	○
Germany	<	>	○	Slovenia	<	>	○
Greece	<	>	○	Spain	<	>	○
Hungary	<	>	○	Sweden	<	>	○
Ireland	<	>	○	UK	<	>	○

- Preferences Overview
- Most Contacted
- Shared Interests
- Most Responsive
- Most Disappointing**
- Commitment to Deeper Integration



Of 2248 votes by 730 respondents, Cyprus received 36 (1.6%)

2% Affluent 7  
1% Big 6  
1% Founding 6

Share of votes by group

13% Lithuania  
6% UK  
4% Denmark  
3% Austria  
3% Estonia  
3% Netherlands  
2% Bulgaria  
2% Germany  
2% Latvia  
2% Portugal  
2% Sweden  
1% France  
1% Italy

Share of votes by country

■ Top %  
■ 10+ %  
■ 5-9 %  
■ 1-4 %

Rounded results. 0% shares not shown.



# Most Disappointing Votes for Cyprus by Cyprus Network

**Q4** "In the past two years, which EU member states have disappointed your country's government most? (select up to five)"

EU	<	○	Affluent Seven	<	>		
Big Six	<	>	Southern Seven	<	>		
Founding Six	<	>	Visegrád Four	<	>		
<hr/>							
Austria	<	>	○	Italy	<	>	○
Belgium	<	>	○	Latvia	<	>	○
Bulgaria	<	>	○	Lithuania	<	>	○
Croatia	<	>	○	Luxembourg	<	>	○
<b>Cyprus</b>	<	>	○	Malta	<	>	○
Czech R.	<	>	○	Netherlands	<	>	○
Denmark	<	>	○	Poland	<	>	○
Estonia	<	>	○	Portugal	<	>	○
Finland	<	>	○	Romania	<	>	○
France	<	>	○	Slovakia	<	>	○
Germany	<	>	○	Slovenia	<	>	○
Greece	<	>	○	Spain	<	>	○
Hungary	<	>	○	Sweden	<	>	○
Ireland	<	>	○	UK	<	>	○

Preferences Overview

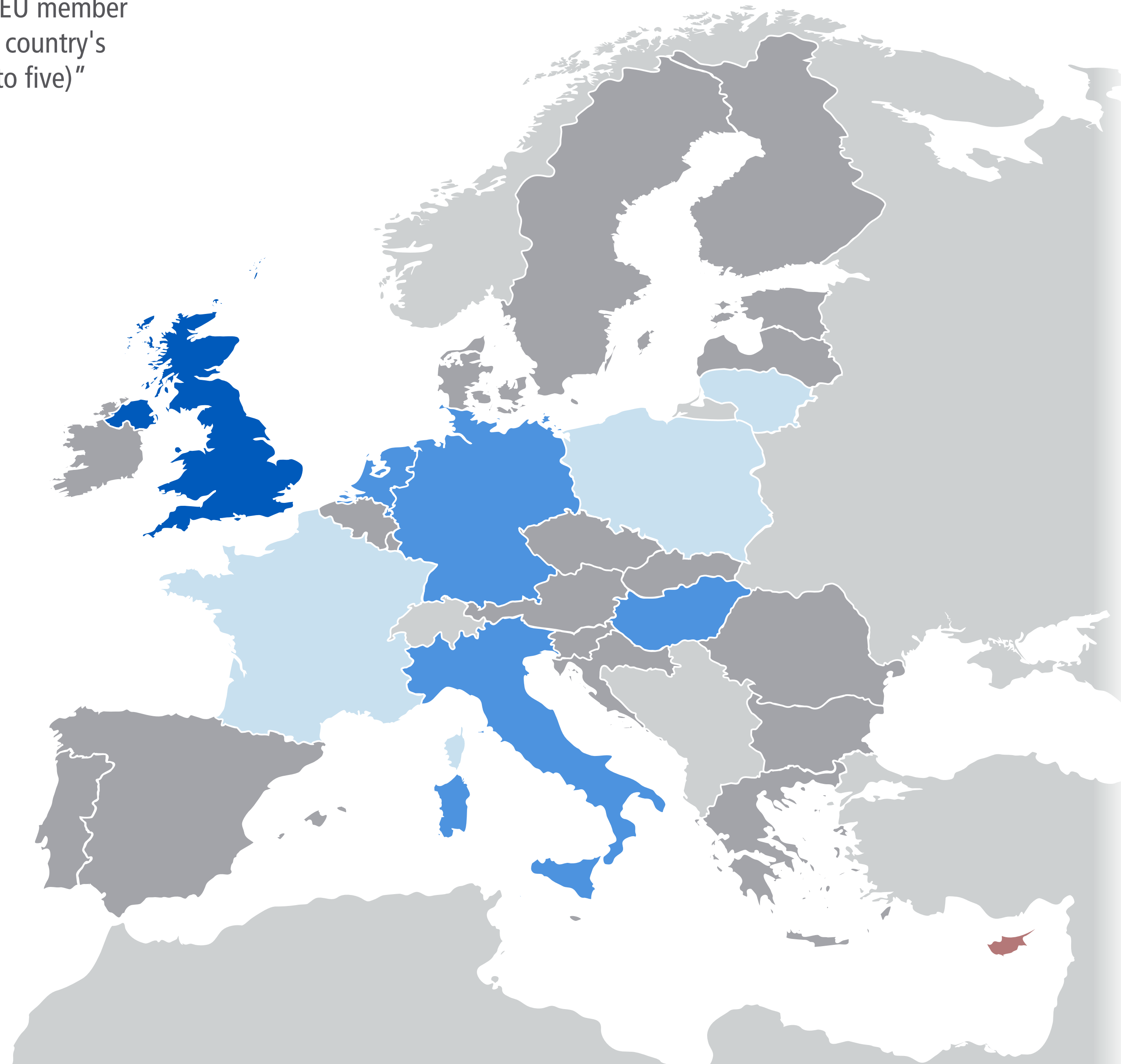
Most Contacted

Shared Interests

Most Responsive

**Most Disappointing**

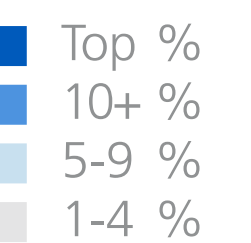
Commitment to Deeper Integration



Of 31 votes by 16 respondents, UK received the most: 8

68%	Big 6	Share of votes for group
45%	Founding 6	
16%	Affluent 7	
16%	Southern 7	
16%	Visegrád 4	

26%	UK	Share of votes for country
19%	Germany	
10%	Hungary	
10%	Italy	
10%	Netherlands	
6%	France	
6%	Lithuania	
6%	Poland	
3%	Austria	
3%	Finland	



Rounded results. 0% shares not shown.

# Most Disappointing Votes for Cyprus by Cyprus Network

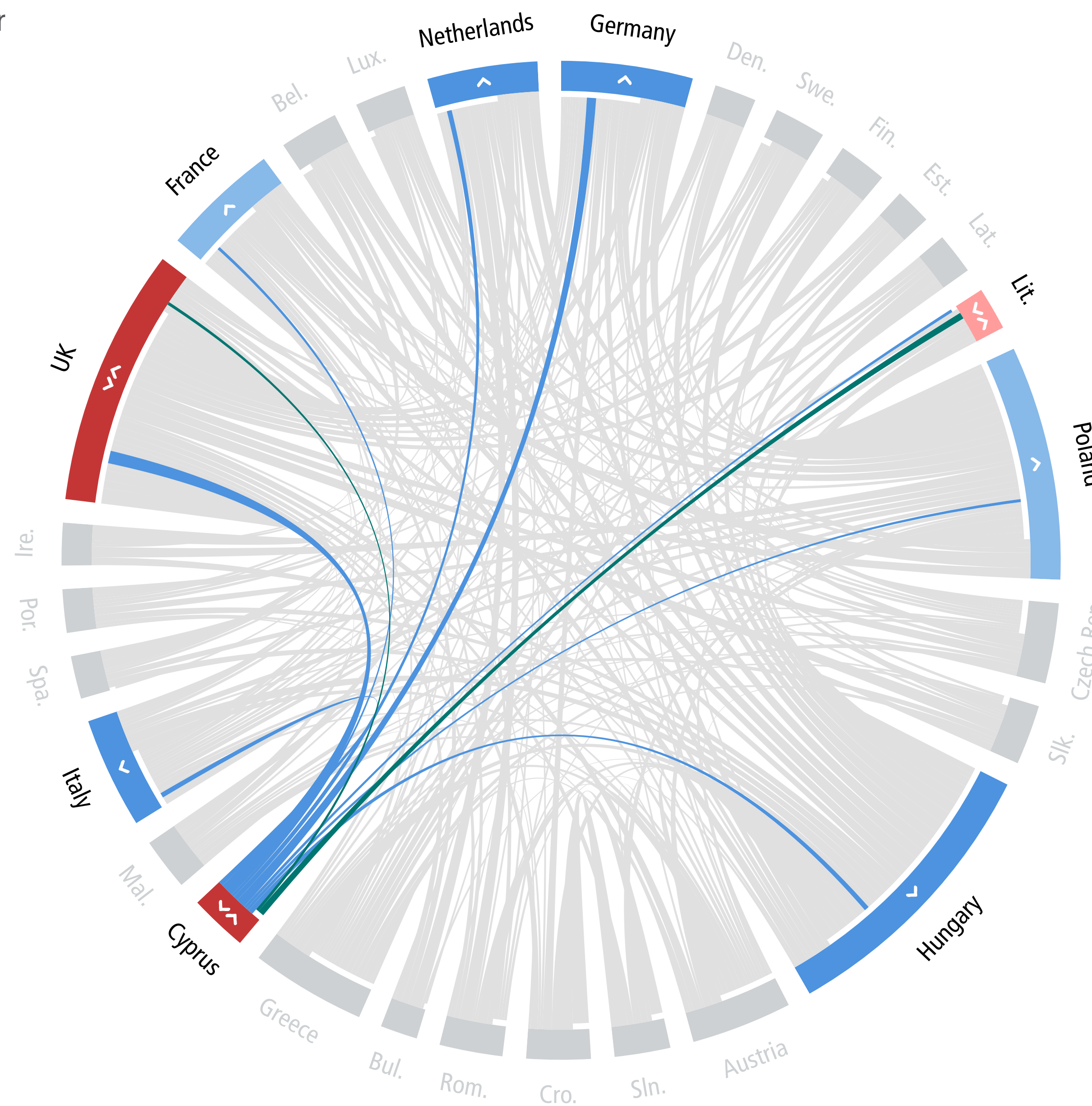
**Q4** "In the past two years, which EU member states have disappointed your country's government most? (select up to five)"

EU	<	○	Affluent Seven	<	>
Big Six	<	>	Southern Seven	<	>
Founding Six	<	>	Visegrád Four	<	>

---

Austria	<	>	○	Italy	<	>	○
Belgium	<	>	○	Latvia	<	>	○
Bulgaria	<	>	○	Lithuania	<	>	○
Croatia	<	>	○	Luxembourg	<	>	○
<b>Cyprus</b>	<	>	●	Malta	<	>	○
Czech R.	<	>	○	Netherlands	<	>	○
Denmark	<	>	○	Poland	<	>	○
Estonia	<	>	○	Portugal	<	>	○
Finland	<	>	○	Romania	<	>	○
France	<	>	○	Slovakia	<	>	○
Germany	<	>	○	Slovenia	<	>	○
Greece	<	>	○	Spain	<	>	○
Hungary	<	>	○	Sweden	<	>	○
Ireland	<	>	○	UK	<	>	○

- Preferences Overview
- Most Contacted
- Shared Interests
- Most Responsive
- Most Disappointing**
- Commitment to Deeper Integration



**Shared votes**

stronger share    weaker share

Cyp 26%    UK 6%    ●  
 Lit 13%    Cyp 6%    ●

**Lopsided votes**

Only sending to

19% Germany  
 10% Hungary  
 10% Italy  
 10% Netherlands  
 6% France  
 6% Poland

Rounded results. Shares below 5% not shown.



# Most Disappointing Votes for Czech Rep. by Czech Rep. Network

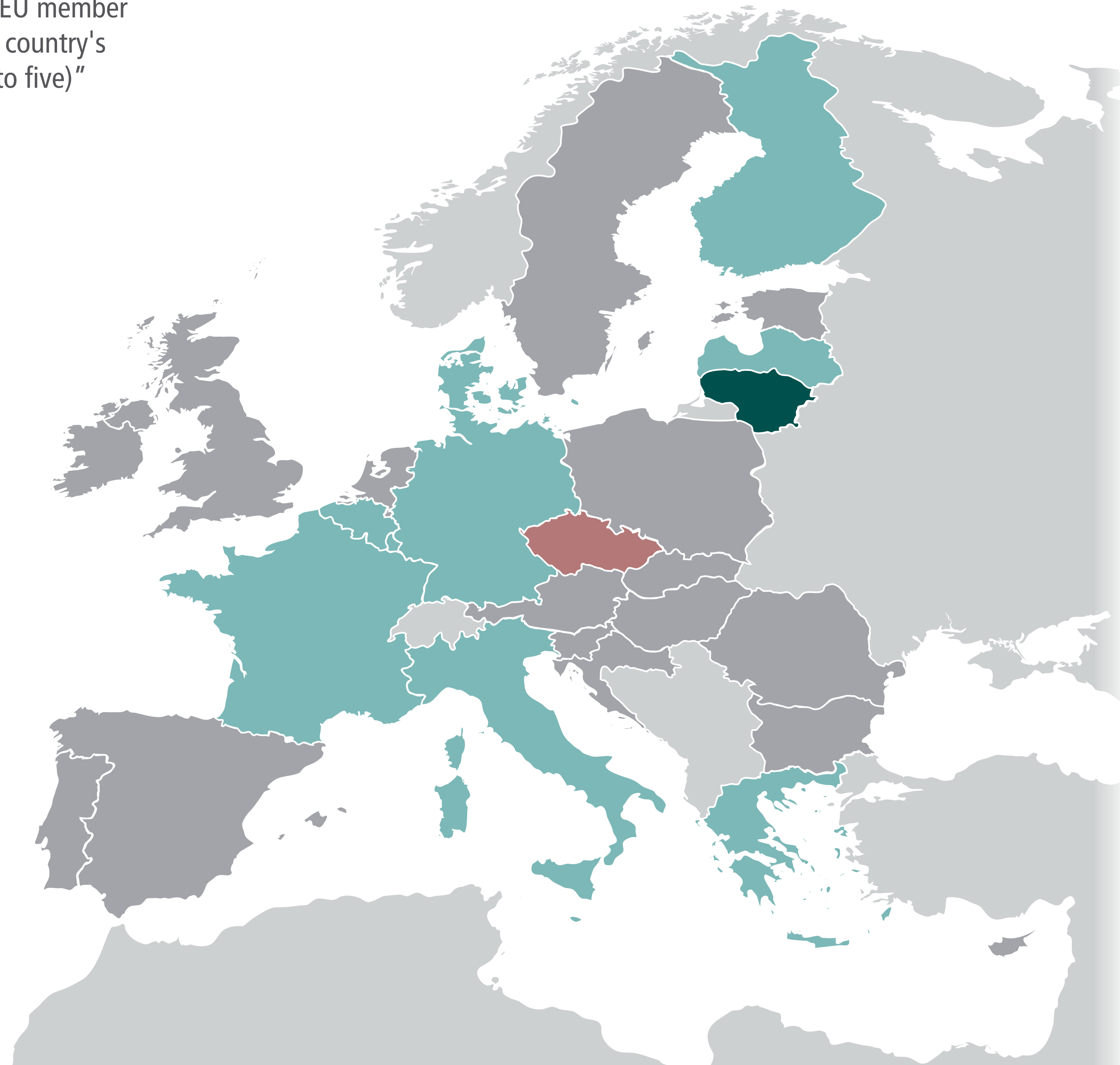
**Q4** "In the past two years, which EU member states have disappointed your country's government most? (select up to five)"

EU	<	<input type="radio"/>	Affluent Seven	<	>
Big Six	<	>	Southern Seven	<	>
Founding Six	<	>	Visegrád Four	<	>

---

Austria	<	>	<input type="radio"/>	Italy	<	>	<input type="radio"/>
Belgium	<	>	<input type="radio"/>	Latvia	<	>	<input type="radio"/>
Bulgaria	<	>	<input type="radio"/>	Lithuania	<	>	<input type="radio"/>
Croatia	<	>	<input type="radio"/>	Luxembourg	<	>	<input type="radio"/>
Cyprus	<	>	<input type="radio"/>	Malta	<	>	<input type="radio"/>
<b>Czech R.</b>	<	>	<input checked="" type="radio"/>	Netherlands	<	>	<input type="radio"/>
Denmark	<	>	<input type="radio"/>	Poland	<	>	<input type="radio"/>
Estonia	<	>	<input type="radio"/>	Portugal	<	>	<input type="radio"/>
Finland	<	>	<input type="radio"/>	Romania	<	>	<input type="radio"/>
France	<	>	<input type="radio"/>	Slovakia	<	>	<input type="radio"/>
Germany	<	>	<input type="radio"/>	Slovenia	<	>	<input type="radio"/>
Greece	<	>	<input type="radio"/>	Spain	<	>	<input type="radio"/>
Hungary	<	>	<input type="radio"/>	Sweden	<	>	<input type="radio"/>
Ireland	<	>	<input type="radio"/>	UK	<	>	<input type="radio"/>

- Preferences Overview
- Most Contacted
- Shared Interests
- Most Responsive
- Most Disappointing**
- Commitment to Deeper Integration



Of 2248 votes by 730 respondents, Czech Rep. received 85 (3.8%)

5%	Big 6	Share of votes by group
5%	Founding 6	
5%	Southern 7	
4%	Affluent 7	
1%	Visegrád 4	

9%	Lithuania	Share of votes by country
8%	Belgium	
7%	France	
6%	Finland	
6%	Germany	
6%	Greece	
6%	Luxembourg	
5%	Denmark	
5%	Italy	
5%	Latvia	
5%	Malta	
4%	Ireland	
4%	Poland	
4%	Spain	
4%	Sweden	
3%	Austria	
3%	Estonia	
1%	Bulgaria	
1%	Netherlands	
1%	UK	

■ Top %  
 ■ 10+ %  
 ■ 5-9 %  
 ■ 1-4 %

Rounded results. 0% shares not shown.

# Most Disappointing Votes for Czech Rep. by Czech Rep. Network

**Q4** "In the past two years, which EU member states have disappointed your country's government most? (select up to five)"

EU	<	<input type="radio"/>	Affluent Seven	<	>		
Big Six	<	>	Southern Seven	<	>		
Founding Six	<	>	Visegrád Four	<	>		
Austria	<	>	<input type="radio"/>	Italy	<	>	<input type="radio"/>
Belgium	<	>	<input type="radio"/>	Latvia	<	>	<input type="radio"/>
Bulgaria	<	>	<input type="radio"/>	Lithuania	<	>	<input type="radio"/>
Croatia	<	>	<input type="radio"/>	Luxembourg	<	>	<input type="radio"/>
Cyprus	<	>	<input type="radio"/>	Malta	<	>	<input type="radio"/>
<b>Czech R.</b>	<	>	<input checked="" type="radio"/>	Netherlands	<	>	<input type="radio"/>
Denmark	<	>	<input type="radio"/>	Poland	<	>	<input type="radio"/>
Estonia	<	>	<input type="radio"/>	Portugal	<	>	<input type="radio"/>
Finland	<	>	<input type="radio"/>	Romania	<	>	<input type="radio"/>
France	<	>	<input type="radio"/>	Slovakia	<	>	<input type="radio"/>
Germany	<	>	<input type="radio"/>	Slovenia	<	>	<input type="radio"/>
Greece	<	>	<input type="radio"/>	Spain	<	>	<input type="radio"/>
Hungary	<	>	<input type="radio"/>	Sweden	<	>	<input type="radio"/>
Ireland	<	>	<input type="radio"/>	UK	<	>	<input type="radio"/>

Preferences Overview

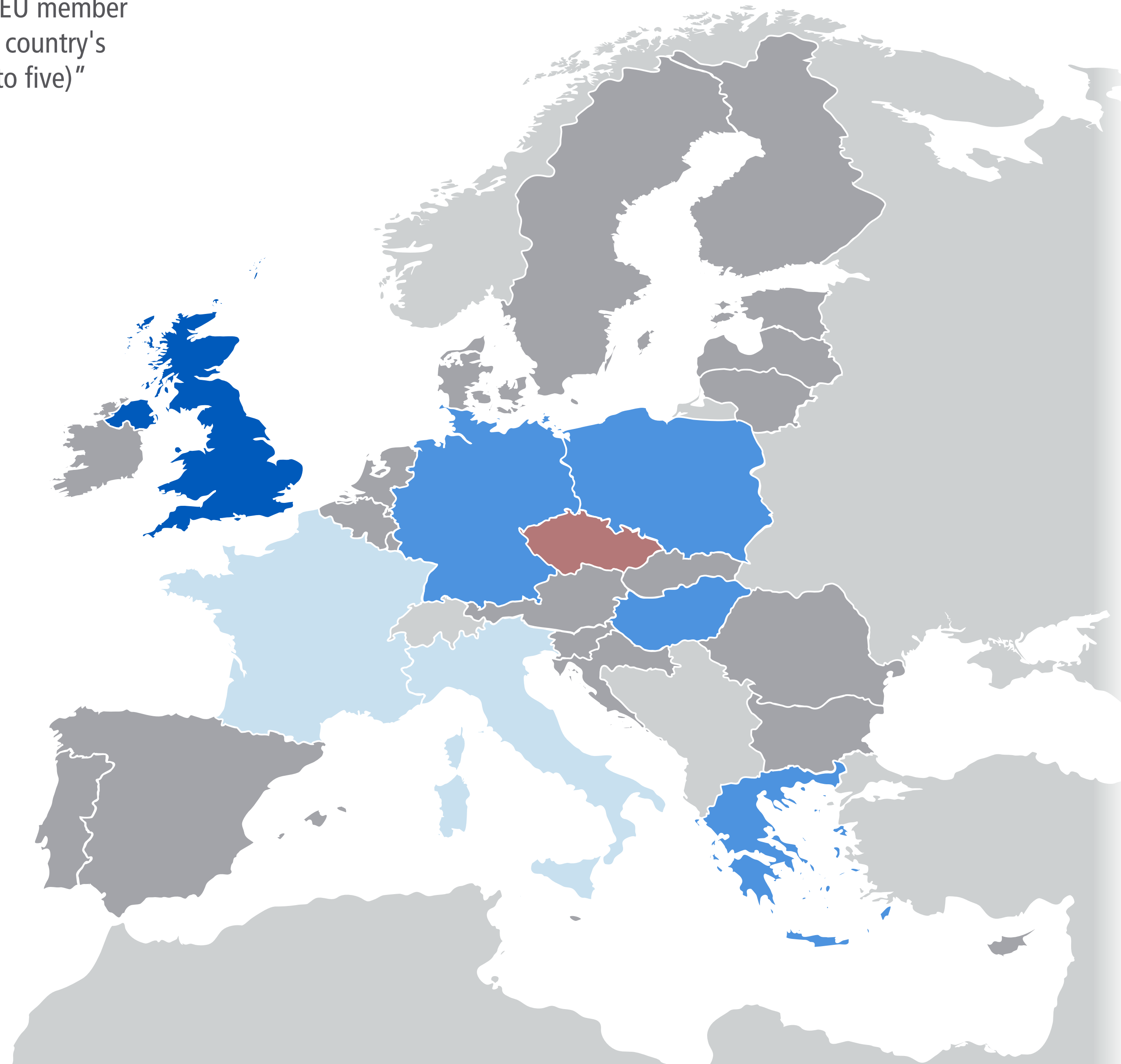
Most Contacted

Shared Interests

Most Responsive

**Most Disappointing**

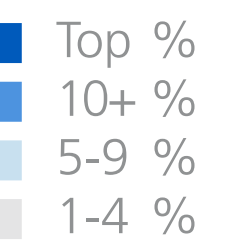
Commitment to Deeper Integration



Of 60 votes by 21 respondents, UK received the most: 12

65%	Big 6	Share of votes for group
33%	Founding 6	
27%	Southern 7	
25%	Visegrád 4	
10%	Affluent 7	

20%	UK	Share of votes for country
15%	Germany	
15%	Poland	
12%	Greece	
10%	Hungary	
8%	France	
7%	Italy	
3%	Bulgaria	
3%	Luxembourg	
3%	Sweden	
2%	Austria	
2%	Denmark	



Rounded results. 0% shares not shown.

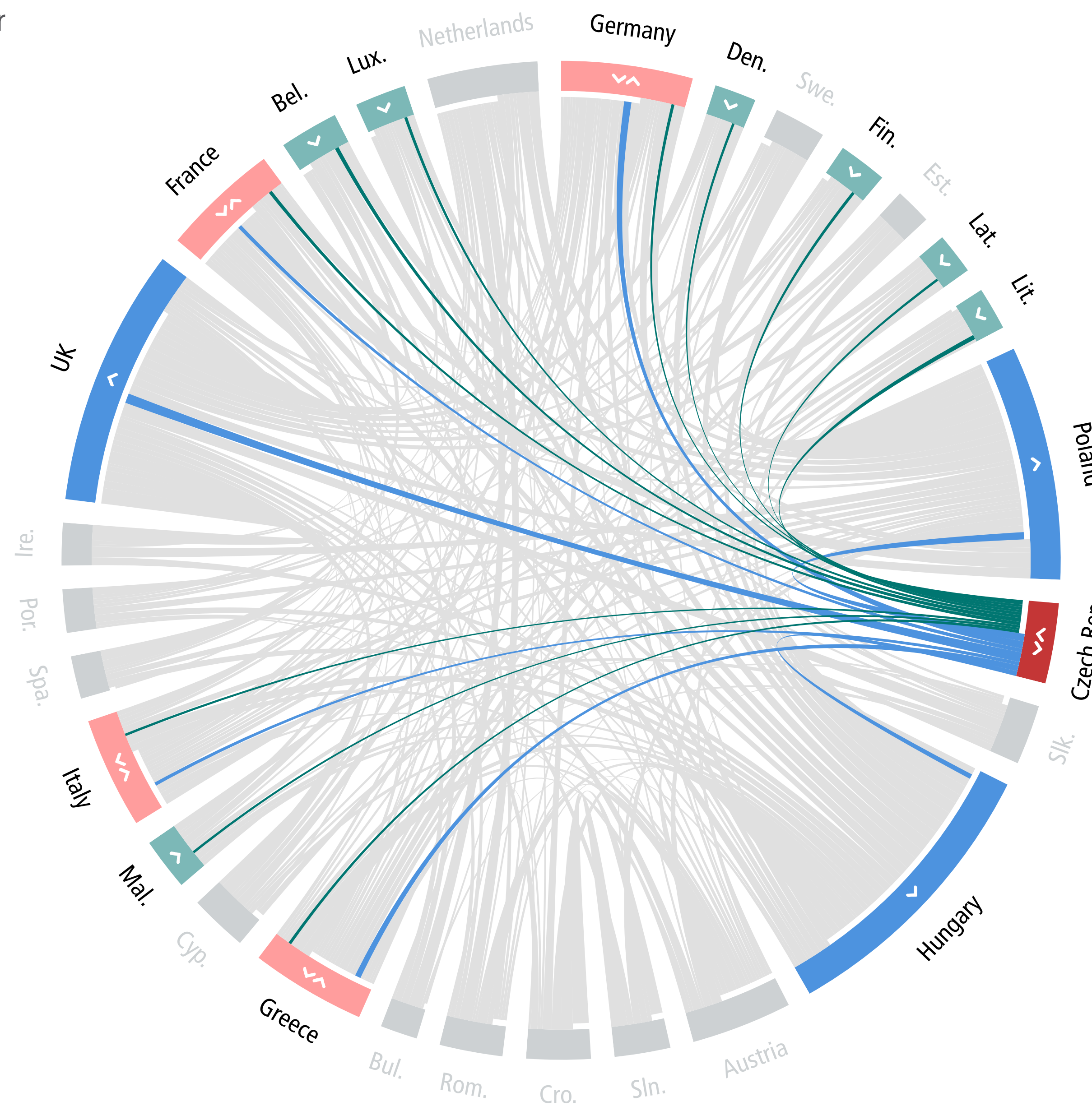


# Most Disappointing Votes for Czech Rep. by Czech Rep. Network

**Q4** "In the past two years, which EU member states have disappointed your country's government most? (select up to five)"

EU	<	○	Affluent Seven	<	>		
Big Six	<	>	Southern Seven	<	>		
Founding Six	<	>	Visegrád Four	<	>		
Austria	<	>	○	Italy	<	>	○
Belgium	<	>	○	Latvia	<	>	○
Bulgaria	<	>	○	Lithuania	<	>	○
Croatia	<	>	○	Luxembourg	<	>	○
Cyprus	<	>	○	Malta	<	>	○
Czech R.	<	>	●	Netherlands	<	>	○
Denmark	<	>	○	Poland	<	>	○
Estonia	<	>	○	Portugal	<	>	○
Finland	<	>	○	Romania	<	>	○
France	<	>	○	Slovakia	<	>	○
Germany	<	>	○	Slovenia	<	>	○
Greece	<	>	○	Spain	<	>	○
Hungary	<	>	○	Sweden	<	>	○
Ireland	<	>	○	UK	<	>	○

- Preferences Overview
- Most Contacted
- Shared Interests
- Most Responsive
- Most Disappointing**
- Commitment to Deeper Integration



- Shared votes**
- |                |              |
|----------------|--------------|
| stronger share | weaker share |
| Cze 15%        | Ger 6%       |
| Cze 12%        | Gre 6%       |
| Cze 8%         | Fra 7%       |
| Cze 7%         | Ita 5%       |

- Lopsided votes**
- Only sending to**
- |     |         |
|-----|---------|
| 20% | UK      |
| 15% | Poland  |
| 10% | Hungary |
- Only receiving from**
- |    |            |
|----|------------|
| 9% | Lithuania  |
| 8% | Belgium    |
| 6% | Finland    |
| 6% | Luxembourg |
| 5% | Denmark    |
| 5% | Latvia     |
| 5% | Malta      |

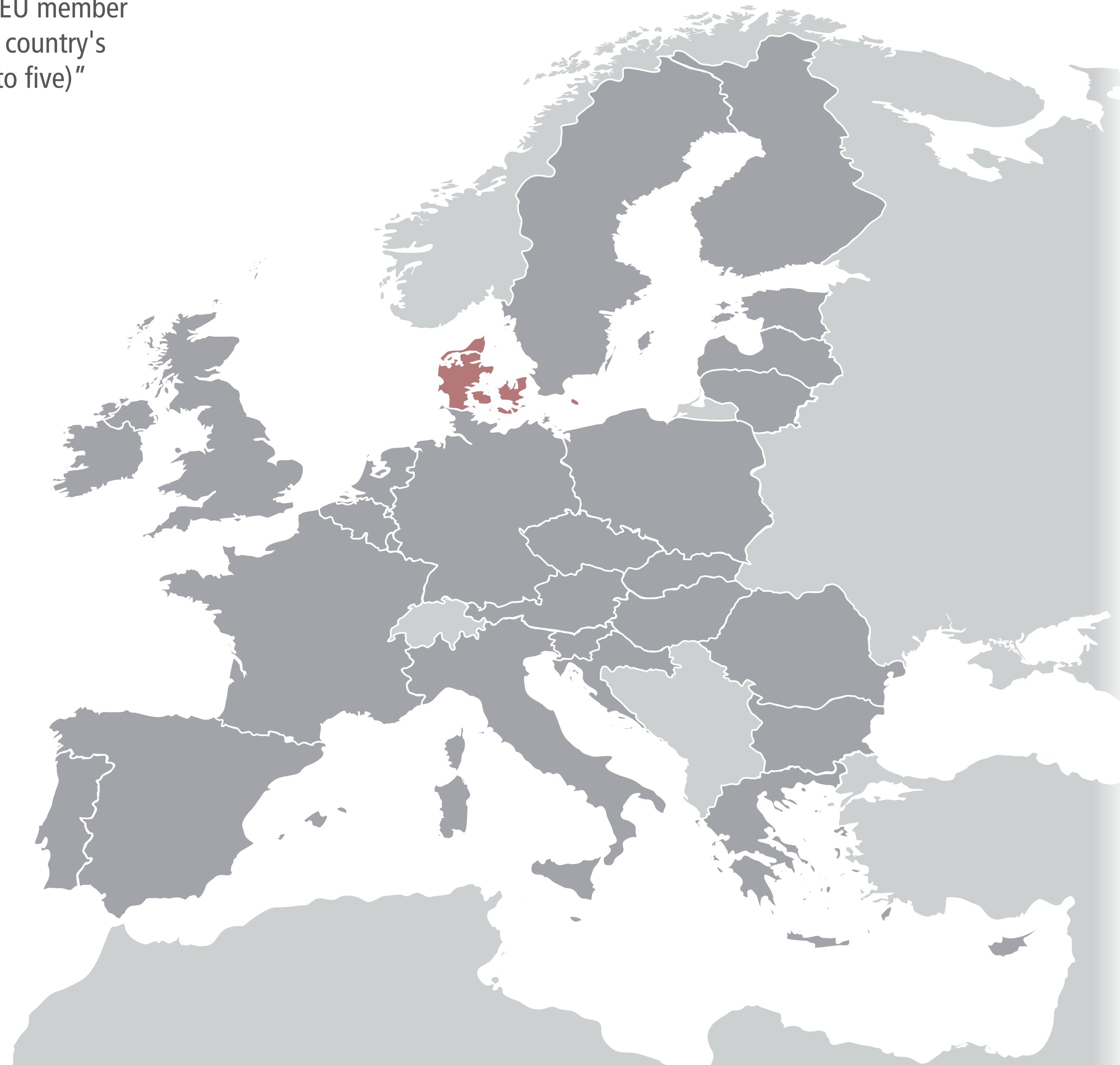
Rounded results. Shares below 5% not shown.

# Most Disappointing Votes for Denmark by Denmark Network

**Q4** "In the past two years, which EU member states have disappointed your country's government most? (select up to five)"

EU	<	<input type="radio"/>	Affluent Seven	<	>		
Big Six	<	>	Southern Seven	<	>		
Founding Six	<	>	Visegrád Four	<	>		
Austria	<	>	<input type="radio"/>	Italy	<	>	<input type="radio"/>
Belgium	<	>	<input type="radio"/>	Latvia	<	>	<input type="radio"/>
Bulgaria	<	>	<input type="radio"/>	Lithuania	<	>	<input type="radio"/>
Croatia	<	>	<input type="radio"/>	Luxembourg	<	>	<input type="radio"/>
Cyprus	<	>	<input type="radio"/>	Malta	<	>	<input type="radio"/>
Czech R.	<	>	<input type="radio"/>	Netherlands	<	>	<input type="radio"/>
<b>Denmark</b>	<	<input checked="" type="radio"/>	>	Poland	<	>	<input type="radio"/>
Estonia	<	>	<input type="radio"/>	Portugal	<	>	<input type="radio"/>
Finland	<	>	<input type="radio"/>	Romania	<	>	<input type="radio"/>
France	<	>	<input type="radio"/>	Slovakia	<	>	<input type="radio"/>
Germany	<	>	<input type="radio"/>	Slovenia	<	>	<input type="radio"/>
Greece	<	>	<input type="radio"/>	Spain	<	>	<input type="radio"/>
Hungary	<	>	<input type="radio"/>	Sweden	<	>	<input type="radio"/>
Ireland	<	>	<input type="radio"/>	UK	<	>	<input type="radio"/>

- Preferences Overview
- Most Contacted
- Shared Interests
- Most Responsive
- Most Disappointing**
- Commitment to Deeper Integration



Of 2248 votes by 730 respondents, Denmark received 12 (0.5%)

1% Affluent 7  
1% Southern 7  
Share of votes by group

4% Greece  
3% Portugal  
2% Bulgaria  
2% Czech Rep.  
2% Luxembourg  
2% UK  
1% Finland  
1% Sweden  
Share of votes by country

■ Top %  
■ 10+ %  
■ 5-9 %  
■ 1-4 %

Rounded results. 0% shares not shown.



# Most Disappointing Votes for Denmark by Denmark Network

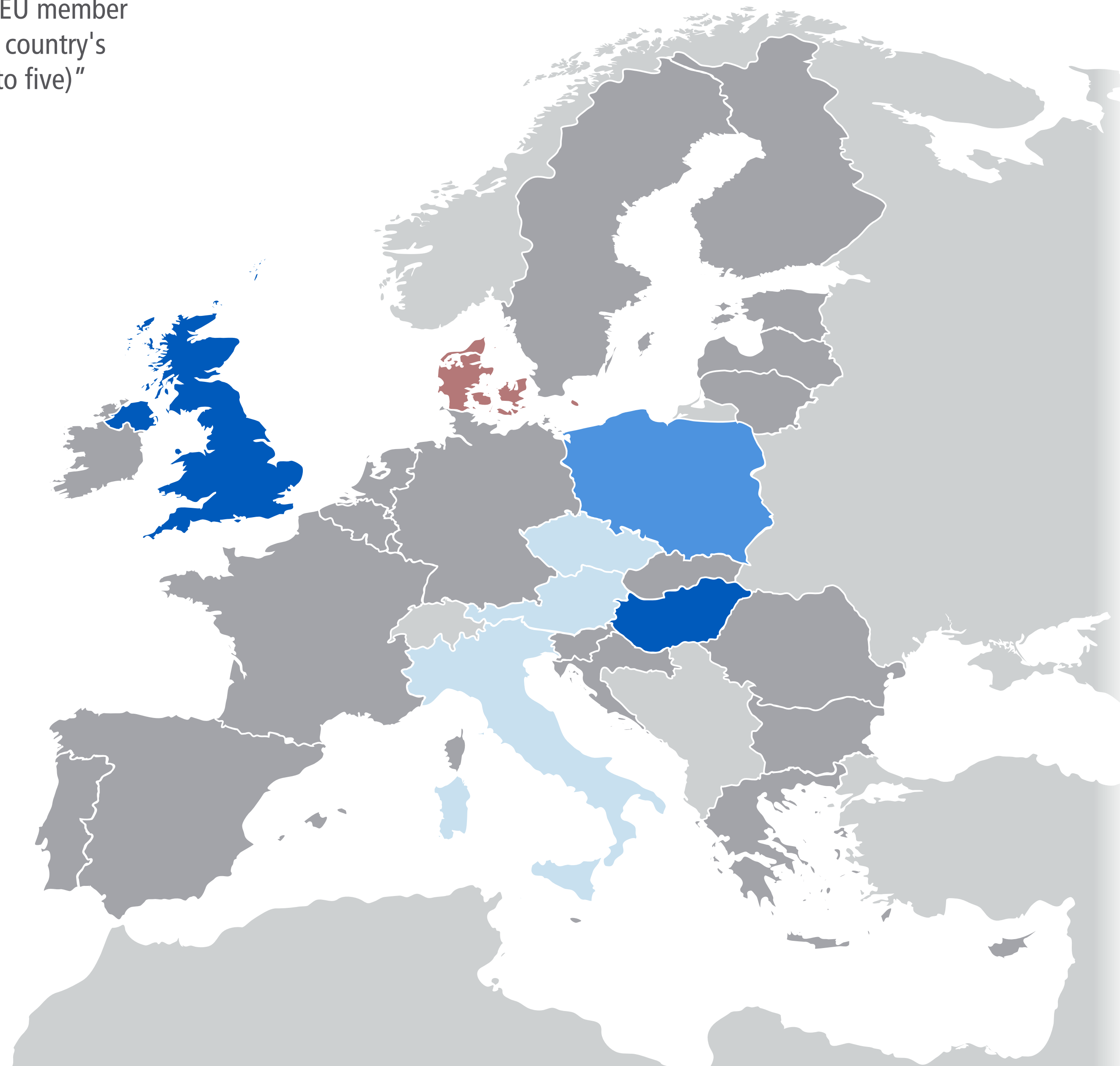
**Q4** "In the past two years, which EU member states have disappointed your country's government most? (select up to five)"

EU	<	○	Affluent Seven	<	>
Big Six	<	>	Southern Seven	<	>
Founding Six	<	>	Visegrád Four	<	>

---

Austria	<	>	○	Italy	<	>	○
Belgium	<	>	○	Latvia	<	>	○
Bulgaria	<	>	○	Lithuania	<	>	○
Croatia	<	>	○	Luxembourg	<	>	○
Cyprus	<	>	○	Malta	<	>	○
Czech R.	<	>	○	Netherlands	<	>	○
<b>Denmark</b>	<	>	○	Poland	<	>	○
Estonia	<	>	○	Portugal	<	>	○
Finland	<	>	○	Romania	<	>	○
France	<	>	○	Slovakia	<	>	○
Germany	<	>	○	Slovenia	<	>	○
Greece	<	>	○	Spain	<	>	○
Hungary	<	>	○	Sweden	<	>	○
Ireland	<	>	○	UK	<	>	○

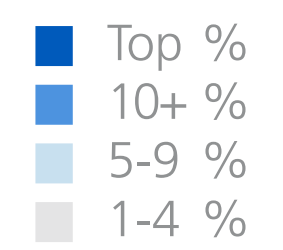
- Preferences Overview
- Most Contacted
- Shared Interests
- Most Responsive
- Most Disappointing**
- Commitment to Deeper Integration



Of 56 votes by 21 respondents, Hungary received the most: 13

54%	Big 6	Share of votes for group
52%	Visegrád 4	
16%	Southern 7	
7%	Affluent 7	
7%	Founding 6	

23%	Hungary	Share of votes for country
23%	UK	
20%	Poland	
5%	Austria	
5%	Czech Rep.	
5%	Italy	
4%	Cyprus	
4%	Greece	
4%	Slovakia	
4%	Spain	
2%	Germany	
2%	Sweden	



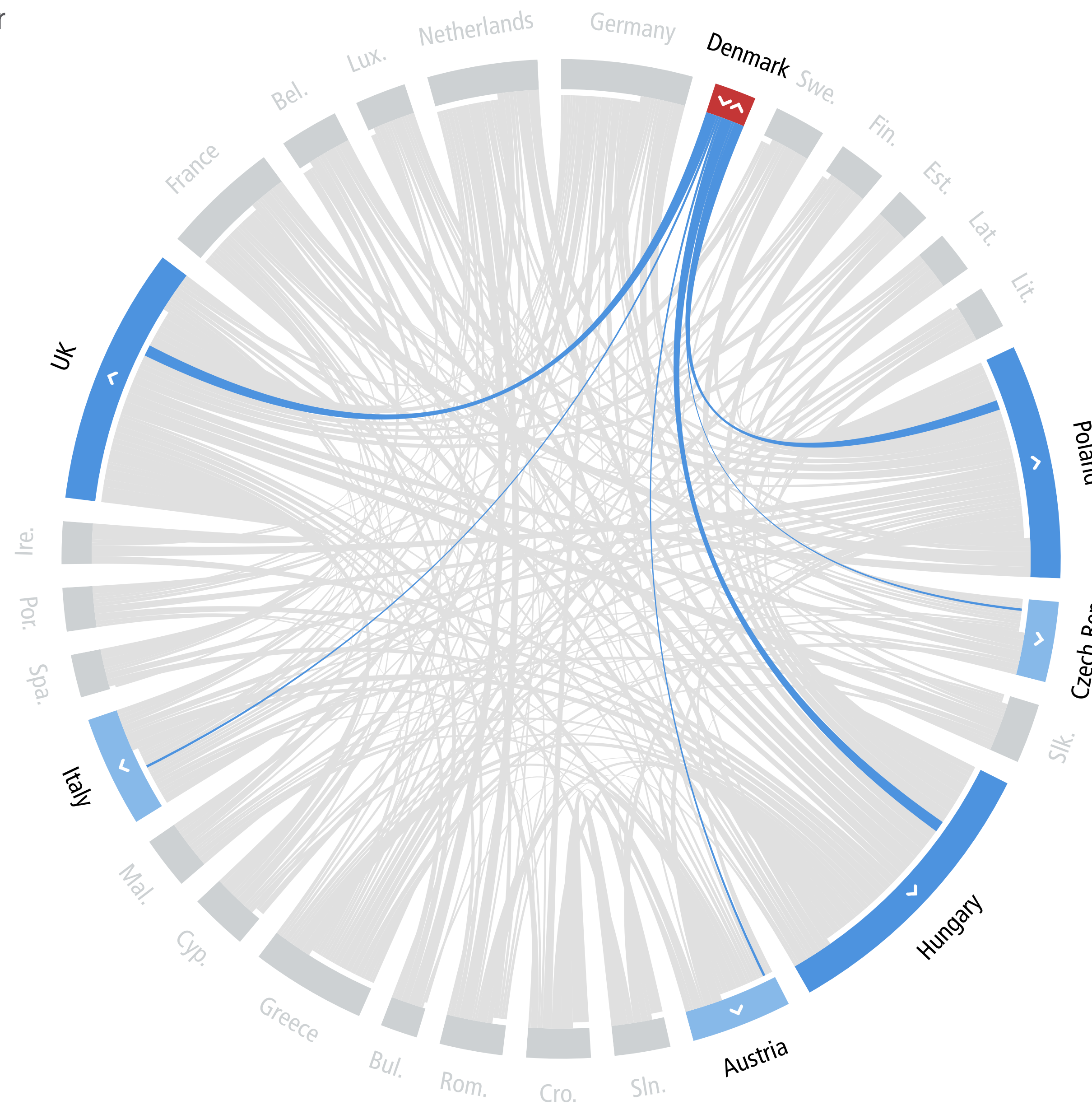
Rounded results. 0% shares not shown.

# Most Disappointing Votes for Denmark by Denmark Network

**Q4** "In the past two years, which EU member states have disappointed your country's government most? (select up to five)"

EU	<	○	Affluent Seven	<	>		
Big Six	<	>	Southern Seven	<	>		
Founding Six	<	>	Visegrád Four	<	>		
Austria	<	>	○	Italy	<	>	○
Belgium	<	>	○	Latvia	<	>	○
Bulgaria	<	>	○	Lithuania	<	>	○
Croatia	<	>	○	Luxembourg	<	>	○
Cyprus	<	>	○	Malta	<	>	○
Czech R.	<	>	○	Netherlands	<	>	○
<b>Denmark</b>	<	>	●	Poland	<	>	○
Estonia	<	>	○	Portugal	<	>	○
Finland	<	>	○	Romania	<	>	○
France	<	>	○	Slovakia	<	>	○
Germany	<	>	○	Slovenia	<	>	○
Greece	<	>	○	Spain	<	>	○
Hungary	<	>	○	Sweden	<	>	○
Ireland	<	>	○	UK	<	>	○

- Preferences Overview
- Most Contacted
- Shared Interests
- Most Responsive
- Most Disappointing**
- Commitment to Deeper Integration



Lopsided votes

- > Only sending to
  - 23% Hungary
  - 23% UK
  - 20% Poland
  - 5% Austria
  - 5% Czech Rep.
  - 5% Italy

Rounded results. Shares below 5% not shown.



# Most Disappointing Votes for Estonia by Estonia Network

**Q4** "In the past two years, which EU member states have disappointed your country's government most? (select up to five)"

EU	<	<input type="radio"/>	Affluent Seven	<	>		
Big Six	<	>	Southern Seven	<	>		
Founding Six	<	>	Visegrád Four	<	>		
Austria	<	>	<input type="radio"/>	Italy	<	>	<input type="radio"/>
Belgium	<	>	<input type="radio"/>	Latvia	<	>	<input type="radio"/>
Bulgaria	<	>	<input type="radio"/>	Lithuania	<	>	<input type="radio"/>
Croatia	<	>	<input type="radio"/>	Luxembourg	<	>	<input type="radio"/>
Cyprus	<	>	<input type="radio"/>	Malta	<	>	<input type="radio"/>
Czech R.	<	>	<input type="radio"/>	Netherlands	<	>	<input type="radio"/>
Denmark	<	>	<input type="radio"/>	Poland	<	>	<input type="radio"/>
<b>Estonia</b>	<	<input checked="" type="radio"/>	>	Portugal	<	>	<input type="radio"/>
Finland	<	>	<input type="radio"/>	Romania	<	>	<input type="radio"/>
France	<	>	<input type="radio"/>	Slovakia	<	>	<input type="radio"/>
Germany	<	>	<input type="radio"/>	Slovenia	<	>	<input type="radio"/>
Greece	<	>	<input type="radio"/>	Spain	<	>	<input type="radio"/>
Hungary	<	>	<input type="radio"/>	Sweden	<	>	<input type="radio"/>
Ireland	<	>	<input type="radio"/>	UK	<	>	<input type="radio"/>

- Preferences Overview
- Most Contacted
- Shared Interests
- Most Responsive
- Most Disappointing**
- Commitment to Deeper Integration



Of 2248 votes by 730 respondents, Estonia received 4 (0.2%)

Share of votes by group

2% Greece  
2% Lithuania  
2% Portugal

Share of votes by country

■ Top %  
■ 10+ %  
■ 5-9 %  
■ 1-4 %

Rounded results. 0% shares not shown.

# Most Disappointing Votes for Estonia by Estonia Network

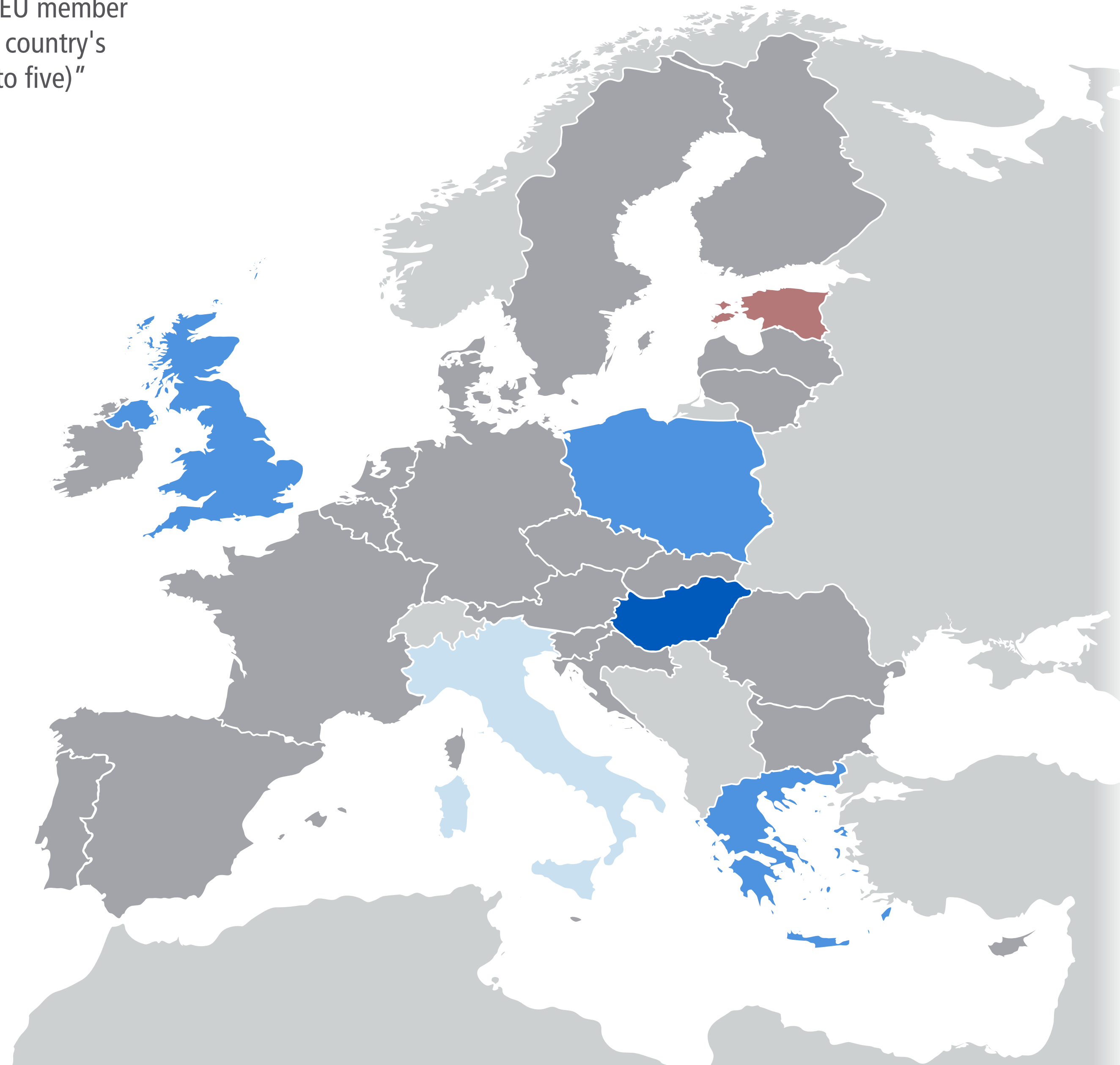
**Q4** "In the past two years, which EU member states have disappointed your country's government most? (select up to five)"

EU	<	○	Affluent Seven	<	>
Big Six	<	>	Southern Seven	<	>
Founding Six	<	>	Visegrád Four	<	>

---

Austria	<	>	○	Italy	<	>	○
Belgium	<	>	○	Latvia	<	>	○
Bulgaria	<	>	○	Lithuania	<	>	○
Croatia	<	>	○	Luxembourg	<	>	○
Cyprus	<	>	○	Malta	<	>	○
Czech R.	<	>	○	Netherlands	<	>	○
Denmark	<	>	○	Poland	<	>	○
<b>Estonia</b>	<	<b>&gt;</b>	○	Portugal	<	>	○
Finland	<	>	○	Romania	<	>	○
France	<	>	○	Slovakia	<	>	○
Germany	<	>	○	Slovenia	<	>	○
Greece	<	>	○	Spain	<	>	○
Hungary	<	>	○	Sweden	<	>	○
Ireland	<	>	○	UK	<	>	○

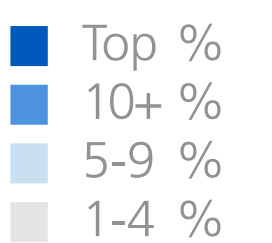
- Preferences Overview
- Most Contacted
- Shared Interests
- Most Responsive
- Most Disappointing**
- Commitment to Deeper Integration



Of 70 votes by 21 respondents, Hungary received the most: 13

47%	Big 6	Share of votes for group
37%	Visegrád 4	
34%	Southern 7	
13%	Founding 6	
3%	Affluent 7	

19%	Hungary	Share of votes for country
17%	UK	
16%	Greece	
13%	Poland	
6%	Italy	
4%	France	
4%	Spain	
3%	Austria	
3%	Cyprus	
3%	Czech Rep.	
3%	Germany	
3%	Slovakia	
1%	Croatia	
1%	Latvia	
1%	Lithuania	
1%	Portugal	
1%	Slovenia	



Rounded results. 0% shares not shown.



# Most Disappointing Votes for Estonia by Estonia Network

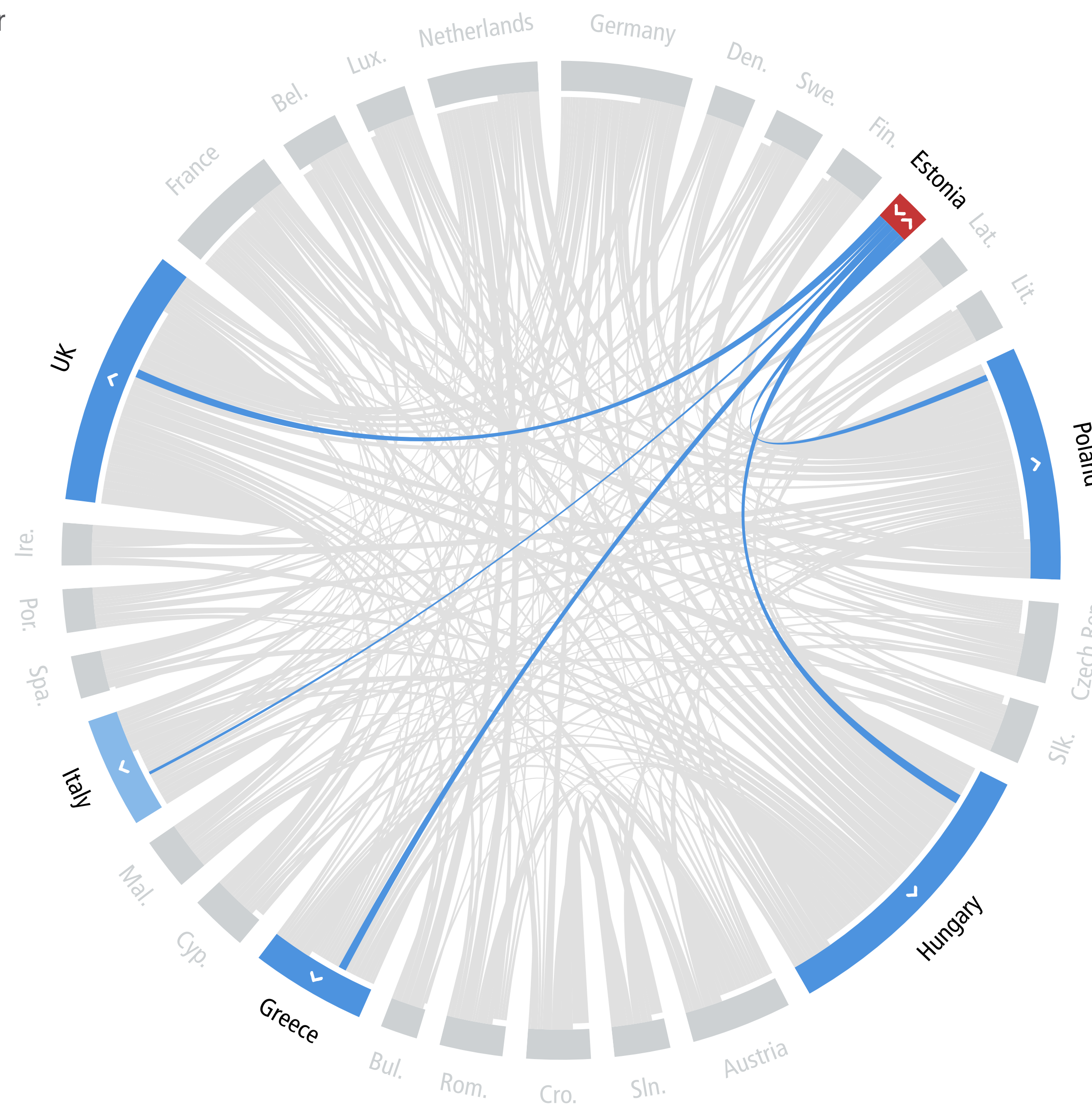
**Q4** "In the past two years, which EU member states have disappointed your country's government most? (select up to five)"

EU	<	○	Affluent Seven	<	>
Big Six	<	>	Southern Seven	<	>
Founding Six	<	>	Visegrád Four	<	>

---

Austria	<	>	○	Italy	<	>	○
Belgium	<	>	○	Latvia	<	>	○
Bulgaria	<	>	○	Lithuania	<	>	○
Croatia	<	>	○	Luxembourg	<	>	○
Cyprus	<	>	○	Malta	<	>	○
Czech R.	<	>	○	Netherlands	<	>	○
Denmark	<	>	○	Poland	<	>	○
<b>Estonia</b>	<	>	●	Portugal	<	>	○
Finland	<	>	○	Romania	<	>	○
France	<	>	○	Slovakia	<	>	○
Germany	<	>	○	Slovenia	<	>	○
Greece	<	>	○	Spain	<	>	○
Hungary	<	>	○	Sweden	<	>	○
Ireland	<	>	○	UK	<	>	○

- Preferences Overview
- Most Contacted
- Shared Interests
- Most Responsive
- Most Disappointing**
- Commitment to Deeper Integration



Lopsided votes

- > Only sending to
- 19% Hungary
- 17% UK
- 16% Greece
- 13% Poland
- 6% Italy

Rounded results. Shares below 5% not shown.

# Most Disappointing Votes for Finland by Finland Network

**Q4** "In the past two years, which EU member states have disappointed your country's government most? (select up to five)"

EU	<	<input type="radio"/>	Affluent Seven	<	>
Big Six	<	>	Southern Seven	<	>
Founding Six	<	>	Visegrád Four	<	>

---

Austria	<	>	<input type="radio"/>	Italy	<	>	<input type="radio"/>
Belgium	<	>	<input type="radio"/>	Latvia	<	>	<input type="radio"/>
Bulgaria	<	>	<input type="radio"/>	Lithuania	<	>	<input type="radio"/>
Croatia	<	>	<input type="radio"/>	Luxembourg	<	>	<input type="radio"/>
Cyprus	<	>	<input type="radio"/>	Malta	<	>	<input type="radio"/>
Czech R.	<	>	<input type="radio"/>	Netherlands	<	>	<input type="radio"/>
Denmark	<	>	<input type="radio"/>	Poland	<	>	<input type="radio"/>
Estonia	<	>	<input type="radio"/>	Portugal	<	>	<input type="radio"/>
<b>Finland</b>	<	>	<input checked="" type="radio"/>	Romania	<	>	<input type="radio"/>
France	<	>	<input type="radio"/>	Slovakia	<	>	<input type="radio"/>
Germany	<	>	<input type="radio"/>	Slovenia	<	>	<input type="radio"/>
Greece	<	>	<input type="radio"/>	Spain	<	>	<input type="radio"/>
Hungary	<	>	<input type="radio"/>	Sweden	<	>	<input type="radio"/>
Ireland	<	>	<input type="radio"/>	UK	<	>	<input type="radio"/>

Preferences Overview

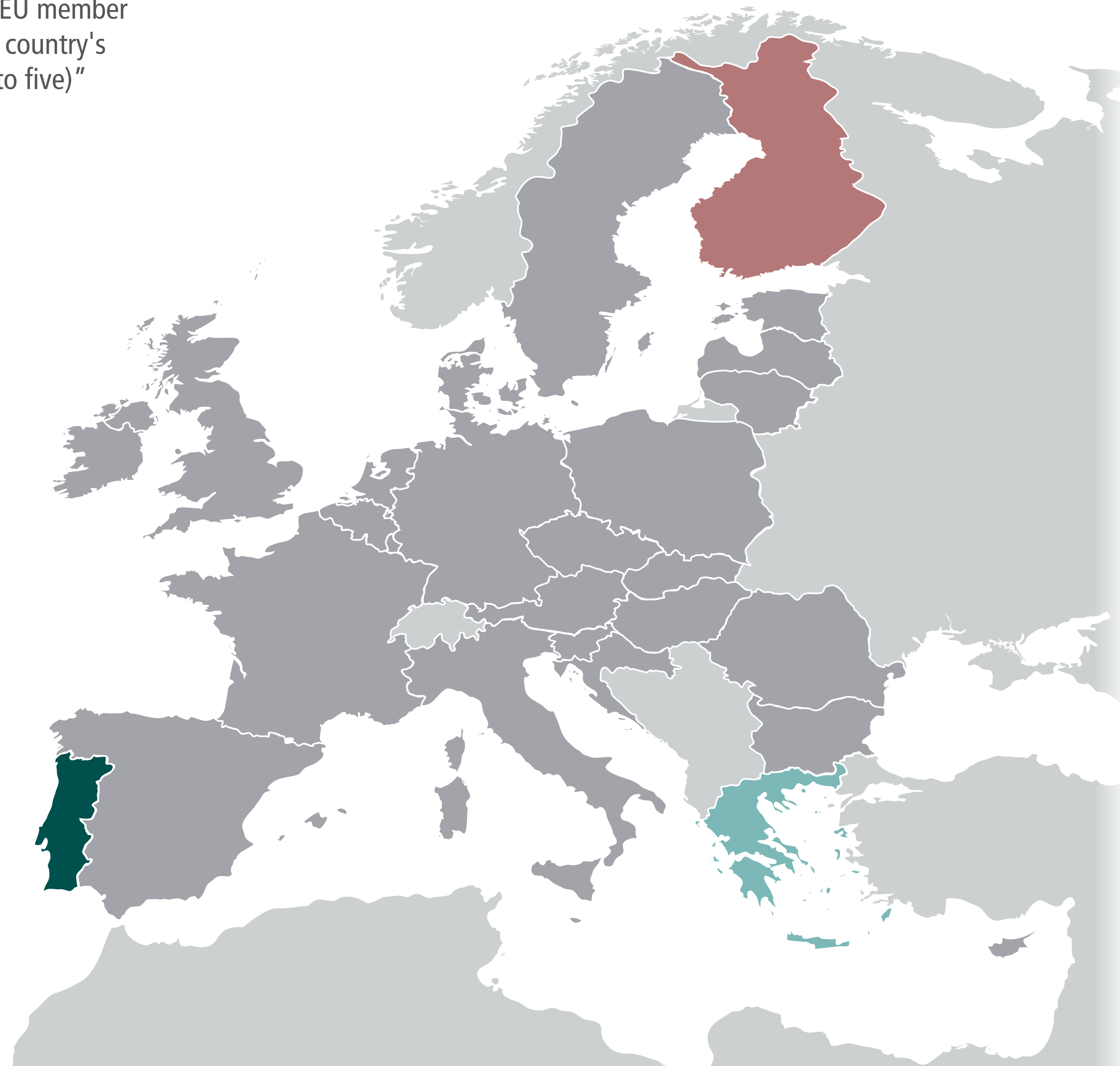
Most Contacted

Shared Interests

Most Responsive

**Most Disappointing**

Commitment to Deeper Integration



Of 2248 votes by 730 respondents, Finland received 23 (1%)

2% Southern 7  
1% Big 6  
1% Visegrád 4

Share of votes by group

7% Portugal  
6% Greece  
4% Spain  
3% Bulgaria  
3% Cyprus  
3% Hungary  
2% Romania  
1% Ireland  
1% Italy  
1% UK

Share of votes by country

■ Top %  
■ 10+ %  
■ 5-9 %  
■ 1-4 %

Rounded results. 0% shares not shown.



# Most Disappointing Votes for Finland by Finland Network

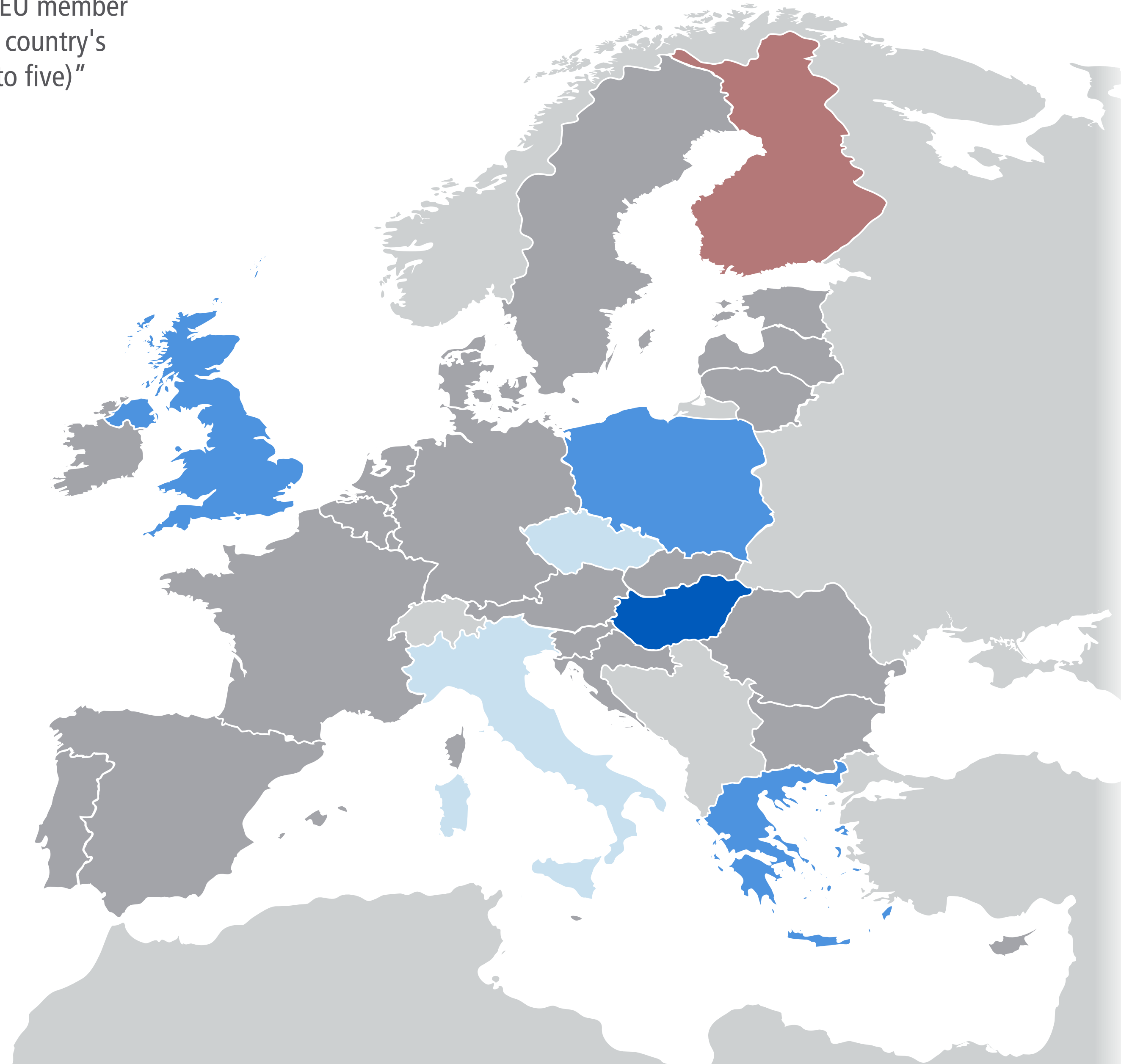
**Q4** "In the past two years, which EU member states have disappointed your country's government most? (select up to five)"

EU	<	<input type="radio"/>	Affluent Seven	<	>
Big Six	<	>	Southern Seven	<	>
Founding Six	<	>	Visegrád Four	<	>

---

Austria	<	>	<input type="radio"/>	Italy	<	>	<input type="radio"/>
Belgium	<	>	<input type="radio"/>	Latvia	<	>	<input type="radio"/>
Bulgaria	<	>	<input type="radio"/>	Lithuania	<	>	<input type="radio"/>
Croatia	<	>	<input type="radio"/>	Luxembourg	<	>	<input type="radio"/>
Cyprus	<	>	<input type="radio"/>	Malta	<	>	<input type="radio"/>
Czech R.	<	>	<input type="radio"/>	Netherlands	<	>	<input type="radio"/>
Denmark	<	>	<input type="radio"/>	Poland	<	>	<input type="radio"/>
Estonia	<	>	<input type="radio"/>	Portugal	<	>	<input type="radio"/>
<b>Finland</b>	<	>	<input checked="" type="radio"/>	Romania	<	>	<input type="radio"/>
France	<	>	<input type="radio"/>	Slovakia	<	>	<input type="radio"/>
Germany	<	>	<input type="radio"/>	Slovenia	<	>	<input type="radio"/>
Greece	<	>	<input type="radio"/>	Spain	<	>	<input type="radio"/>
Hungary	<	>	<input type="radio"/>	Sweden	<	>	<input type="radio"/>
Ireland	<	>	<input type="radio"/>	UK	<	>	<input type="radio"/>

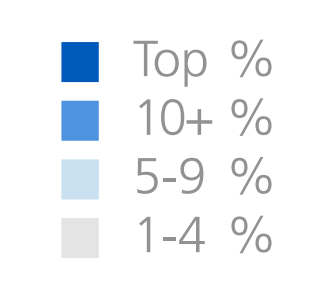
- Preferences Overview
- Most Contacted
- Shared Interests
- Most Responsive
- Most Disappointing**
- Commitment to Deeper Integration



Of 99 votes by 27 respondents, Hungary received the most: 24

53%	Visegrád 4	Share of votes for group
44%	Big 6	
24%	Southern 7	
7%	Founding 6	
5%	Affluent 7	

24%	Hungary	Share of votes for country
22%	Poland	
11%	Greece	
11%	UK	
7%	Italy	
6%	Czech Rep.	
4%	Austria	
4%	Romania	
4%	Spain	
4%	Bulgaria	
2%	Croatia	
1%	Denmark	
1%	Malta	
1%	Portugal	



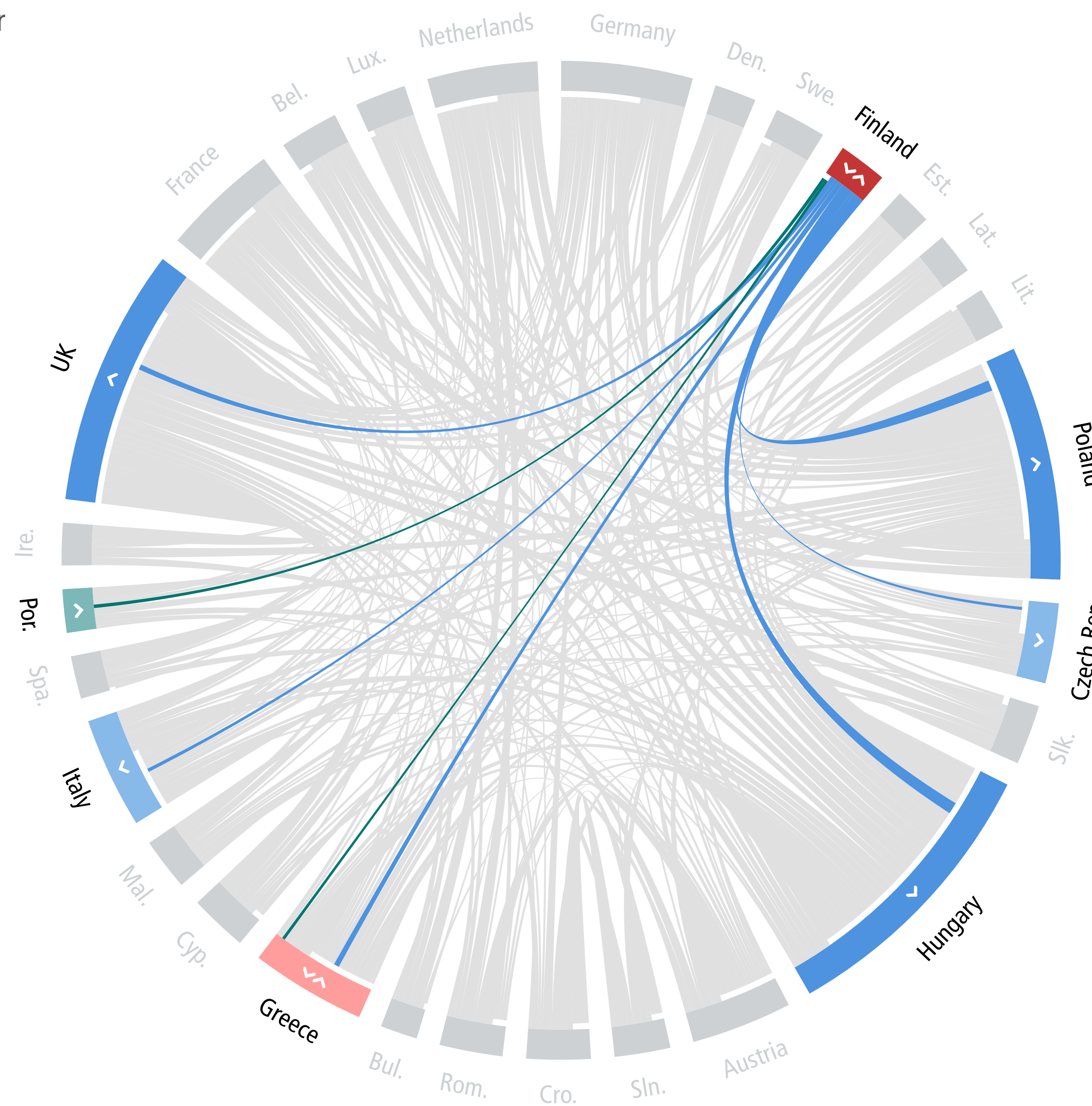
Rounded results. 0% shares not shown.

# Most Disappointing Votes for Finland by Finland Network

**Q4** "In the past two years, which EU member states have disappointed your country's government most? (select up to five)"

EU	<	○	Affluent Seven	<	>		
Big Six	<	>	Southern Seven	<	>		
Founding Six	<	>	Visegrád Four	<	>		
Austria	<	>	○	Italy	<	>	○
Belgium	<	>	○	Latvia	<	>	○
Bulgaria	<	>	○	Lithuania	<	>	○
Croatia	<	>	○	Luxembourg	<	>	○
Cyprus	<	>	○	Malta	<	>	○
Czech R.	<	>	○	Netherlands	<	>	○
Denmark	<	>	○	Poland	<	>	○
Estonia	<	>	○	Portugal	<	>	○
<b>Finland</b>	<	>	●	Romania	<	>	○
France	<	>	○	Slovakia	<	>	○
Germany	<	>	○	Slovenia	<	>	○
Greece	<	>	○	Spain	<	>	○
Hungary	<	>	○	Sweden	<	>	○
Ireland	<	>	○	UK	<	>	○

- Preferences Overview
- Most Contacted
- Shared Interests
- Most Responsive
- Most Disappointing**
- Commitment to Deeper Integration



Shared votes

stronger share weaker share

Fin 11% Gre 6%

Lopsided votes

Only sending to

- 24% Hungary
- 22% Poland
- 11% UK
- 7% Italy
- 6% Czech Rep.

Only receiving from

- 7% Portugal

Rounded results. Shares below 5% not shown.



# Most Disappointing Votes for France by France Network

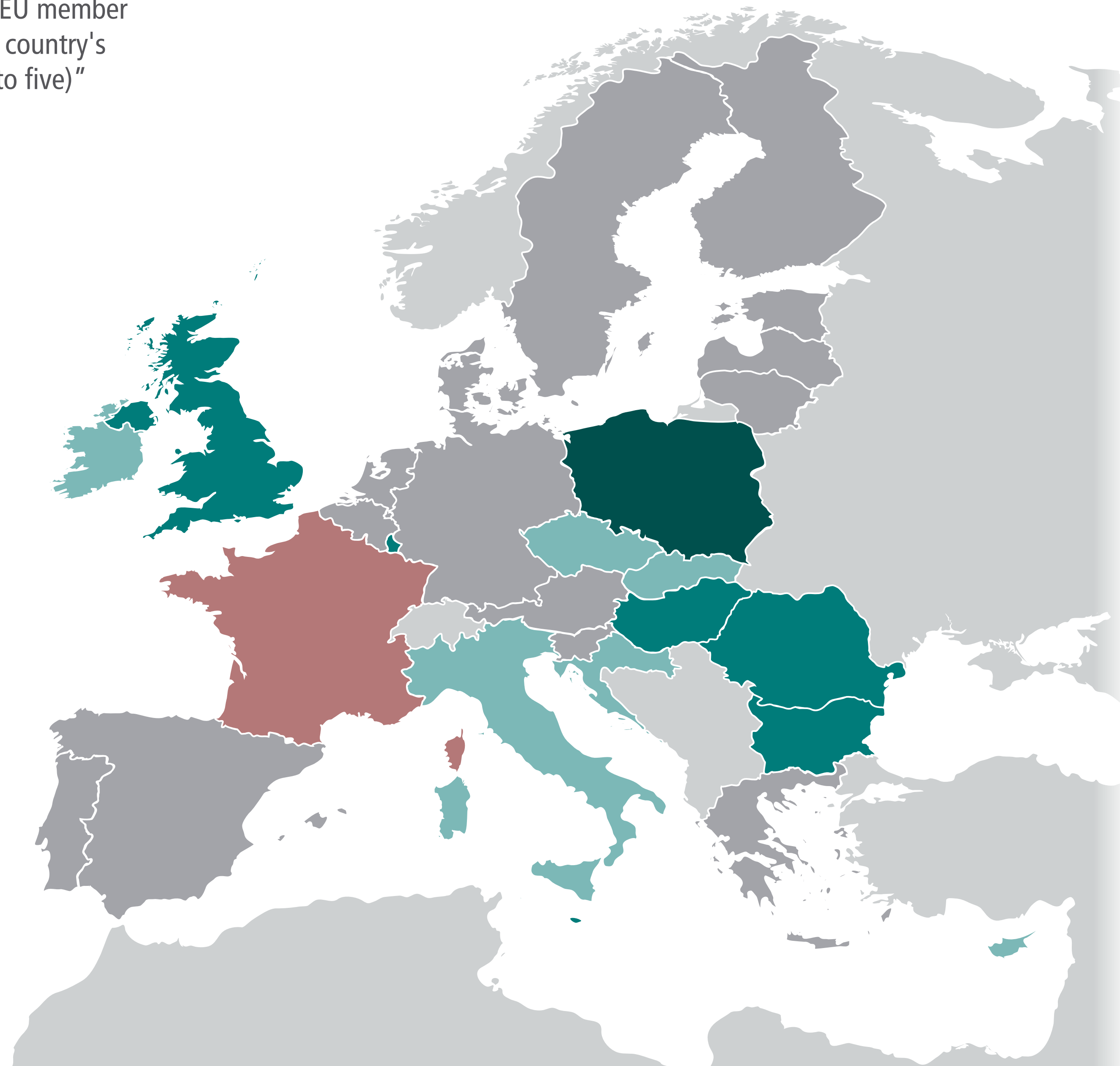
**Q4** "In the past two years, which EU member states have disappointed your country's government most? (select up to five)"

EU	<	○	Affluent Seven	<	>
Big Six	<	>	Southern Seven	<	>
Founding Six	<	>	Visegrád Four	<	>

---

Austria	<	>	○	Italy	<	>	○
Belgium	<	>	○	Latvia	<	>	○
Bulgaria	<	>	○	Lithuania	<	>	○
Croatia	<	>	○	Luxembourg	<	>	○
Cyprus	<	>	○	Malta	<	>	○
Czech R.	<	>	○	Netherlands	<	>	○
Denmark	<	>	○	Poland	<	>	○
Estonia	<	>	○	Portugal	<	>	○
Finland	<	>	○	Romania	<	>	○
<b>France</b>	<	>	○	Slovakia	<	>	○
Germany	<	>	○	Slovenia	<	>	○
Greece	<	>	○	Spain	<	>	○
Hungary	<	>	○	Sweden	<	>	○
Ireland	<	>	○	UK	<	>	○

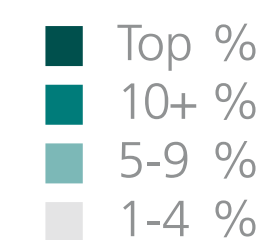
- Preferences Overview
- Most Contacted
- Shared Interests
- Most Responsive
- Most Disappointing**
- Commitment to Deeper Integration



Of 2248 votes by 730 respondents, France received 129 (5.7%)

19%	Visegrád 4	Share of votes by group
6%	Big 6	
3%	Founding 6	
3%	Southern 7	
2%	Affluent 7	

32%	Poland	Share of votes by country
19%	Hungary	
15%	Bulgaria	
13%	UK	
11%	Malta	
10%	Luxembourg	
10%	Romania	
8%	Czech Rep.	
8%	Italy	
7%	Ireland	
6%	Cyprus	
6%	Slovakia	
5%	Croatia	
4%	Estonia	
3%	Lithuania	
3%	Netherlands	
3%	Portugal	
2%	Slovenia	
1%	Spain	




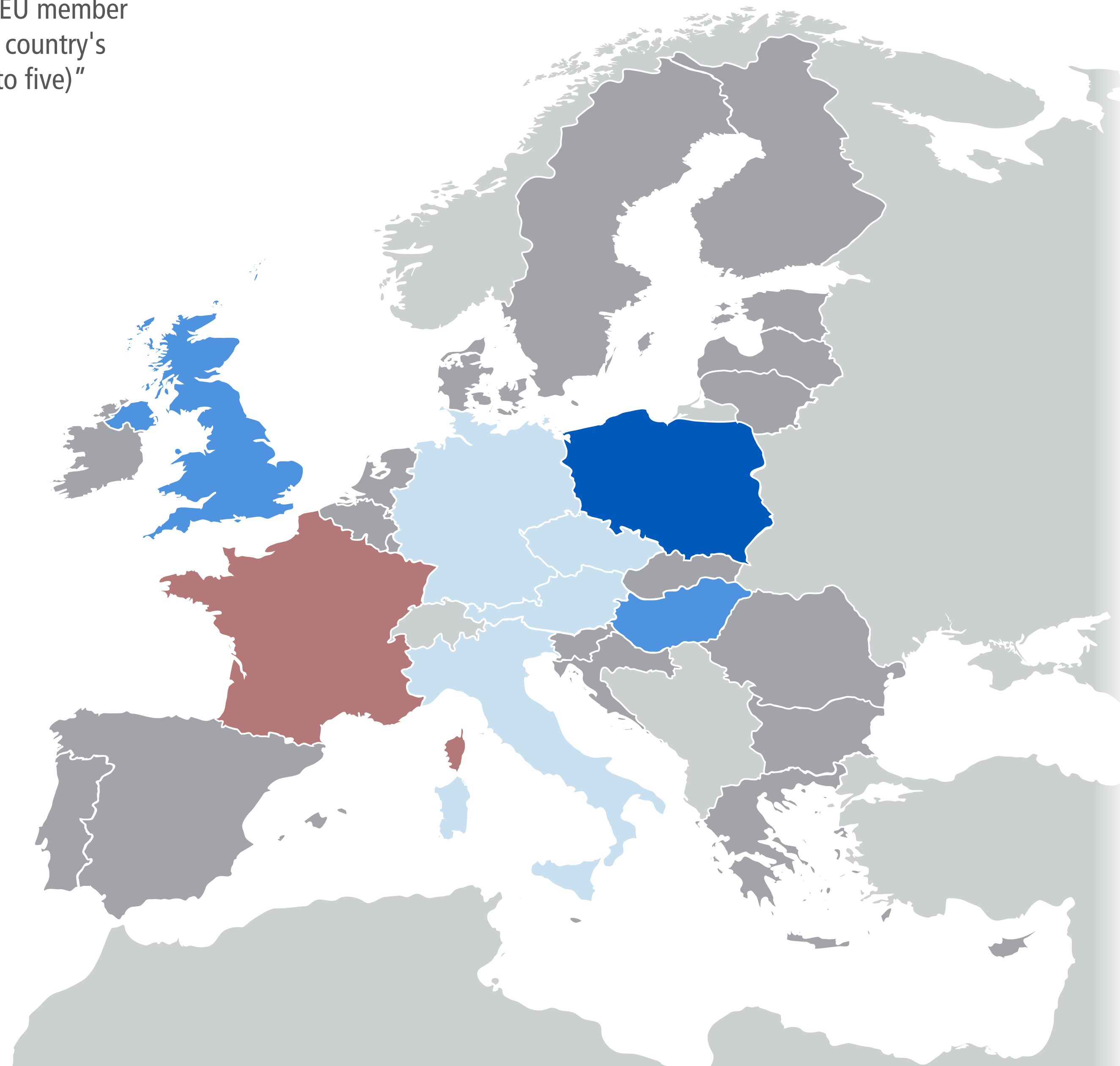
Rounded results. 0% shares not shown.

# Most Disappointing Votes for France by France Network

**Q4** "In the past two years, which EU member states have disappointed your country's government most? (select up to five)"

EU	<	<input type="radio"/>	Affluent Seven	<	>		
Big Six	<	>	Southern Seven	<	>		
Founding Six	<	>	Visegrád Four	<	>		
Austria	<	>	<input type="radio"/>	Italy	<	>	<input type="radio"/>
Belgium	<	>	<input type="radio"/>	Latvia	<	>	<input type="radio"/>
Bulgaria	<	>	<input type="radio"/>	Lithuania	<	>	<input type="radio"/>
Croatia	<	>	<input type="radio"/>	Luxembourg	<	>	<input type="radio"/>
Cyprus	<	>	<input type="radio"/>	Malta	<	>	<input type="radio"/>
Czech R.	<	>	<input type="radio"/>	Netherlands	<	>	<input type="radio"/>
Denmark	<	>	<input type="radio"/>	Poland	<	>	<input type="radio"/>
Estonia	<	>	<input type="radio"/>	Portugal	<	>	<input type="radio"/>
Finland	<	>	<input type="radio"/>	Romania	<	>	<input type="radio"/>
<b>France</b>	<	<input checked="" type="radio"/>	<input type="radio"/>	Slovakia	<	>	<input type="radio"/>
Germany	<	>	<input type="radio"/>	Slovenia	<	>	<input type="radio"/>
Greece	<	>	<input type="radio"/>	Spain	<	>	<input type="radio"/>
Hungary	<	>	<input type="radio"/>	Sweden	<	>	<input type="radio"/>
Ireland	<	>	<input type="radio"/>	UK	<	>	<input type="radio"/>

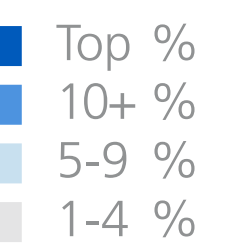
- Preferences Overview
- Most Contacted
- Shared Interests
- Most Responsive
- Most Disappointing**
- Commitment to Deeper Integration



Of 177 votes by 46 respondents, Poland received the most: 38

50%	Visegrád 4	Share of votes for group
45%	Big 6	
14%	Founding 6	
13%	Affluent 7	
11%	Southern 7	

21%	Poland	Share of votes for country
19%	Hungary	
13%	UK	
7%	Austria	
7%	Czech Rep.	
5%	Germany	
5%	Italy	
3%	Greece	
3%	Ireland	
3%	Netherlands	
3%	Slovakia	
2%	Bulgaria	
2%	Malta	
2%	Romania	
2%	Sweden	
1%	Croatia	
1%	Cyprus	
1%	Lithuania	
1%	Luxembourg	
1%	Spain	



Rounded results. 0% shares not shown.

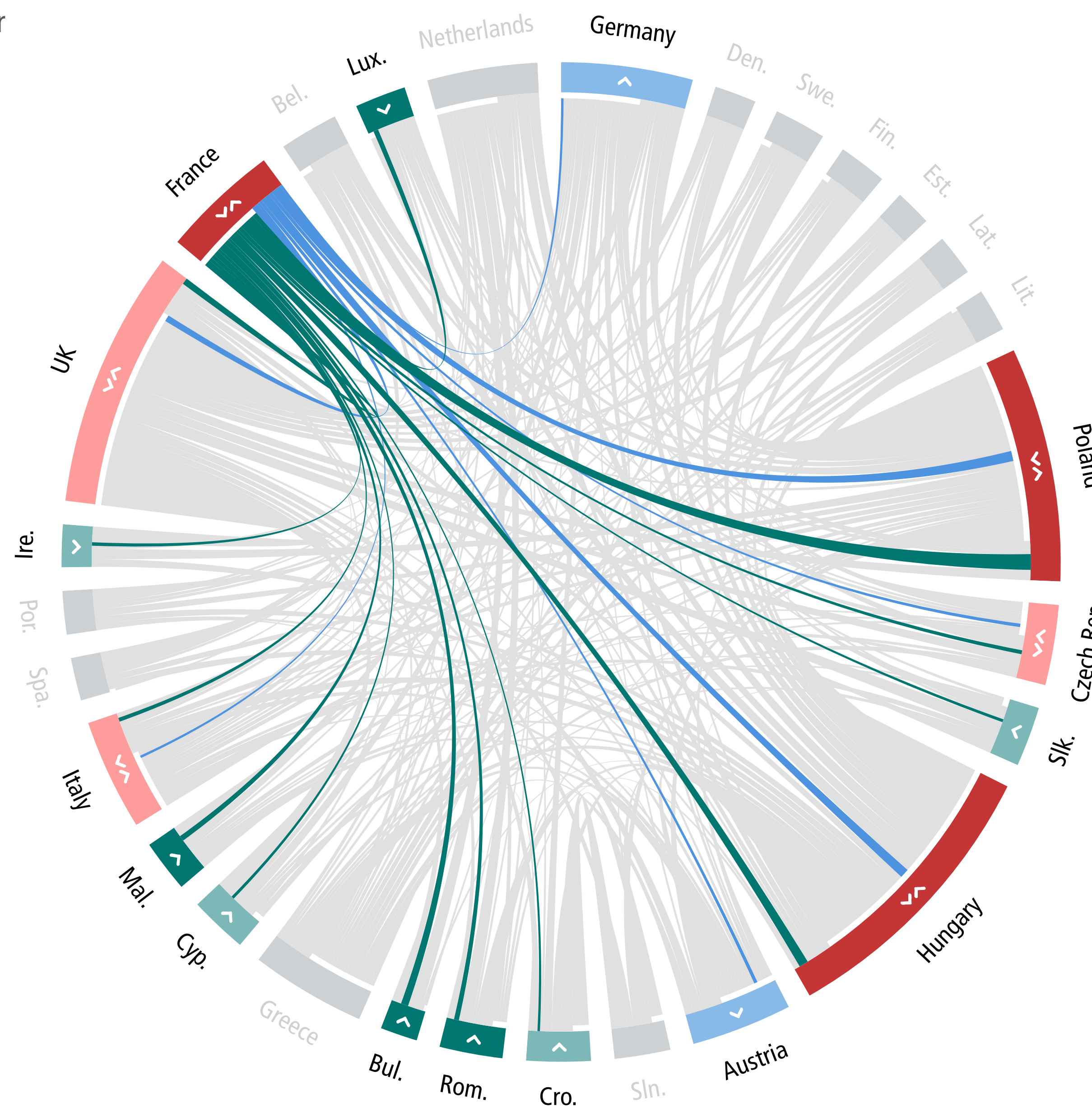


# Most Disappointing Votes for France by France Network

**Q4** "In the past two years, which EU member states have disappointed your country's government most? (select up to five)"

EU	<	○	Affluent Seven	<	>		
Big Six	<	>	Southern Seven	<	>		
Founding Six	<	>	Visegrád Four	<	>		
Austria	<	>	○	Italy	<	>	○
Belgium	<	>	○	Latvia	<	>	○
Bulgaria	<	>	○	Lithuania	<	>	○
Croatia	<	>	○	Luxembourg	<	>	○
Cyprus	<	>	○	Malta	<	>	○
Czech R.	<	>	○	Netherlands	<	>	○
Denmark	<	>	○	Poland	<	>	○
Estonia	<	>	○	Portugal	<	>	○
Finland	<	>	○	Romania	<	>	○
<b>France</b>	<	>	●	Slovakia	<	>	○
Germany	<	>	○	Slovenia	<	>	○
Greece	<	>	○	Spain	<	>	○
Hungary	<	>	○	Sweden	<	>	○
Ireland	<	>	○	UK	<	>	○

- Preferences Overview
- Most Contacted
- Shared Interests
- Most Responsive
- Most Disappointing**
- Commitment to Deeper Integration



- Shared votes**
- |                       |                     |
|-----------------------|---------------------|
| <b>stronger share</b> | <b>weaker share</b> |
| Pol 32%               | Fra 21%             |
| Fra 19%               | Hun19%              |
| Fra 13%               | UK 13%              |
| Cze 8%                | Fra 7%              |
| Ita 8%                | Fra 5%              |

- Lopsided votes**
- Only sending to**
    - 7% Austria
    - 5% Germany
  - Only receiving from**
    - 15% Bulgaria
    - 11% Malta
    - 10% Luxembourg
    - 10% Romania
    - 7% Ireland
    - 6% Cyprus
    - 6% Slovakia
    - 5% Croatia

Rounded results. Shares below 5% not shown.

# Most Disappointing Votes for Germany by Germany Network

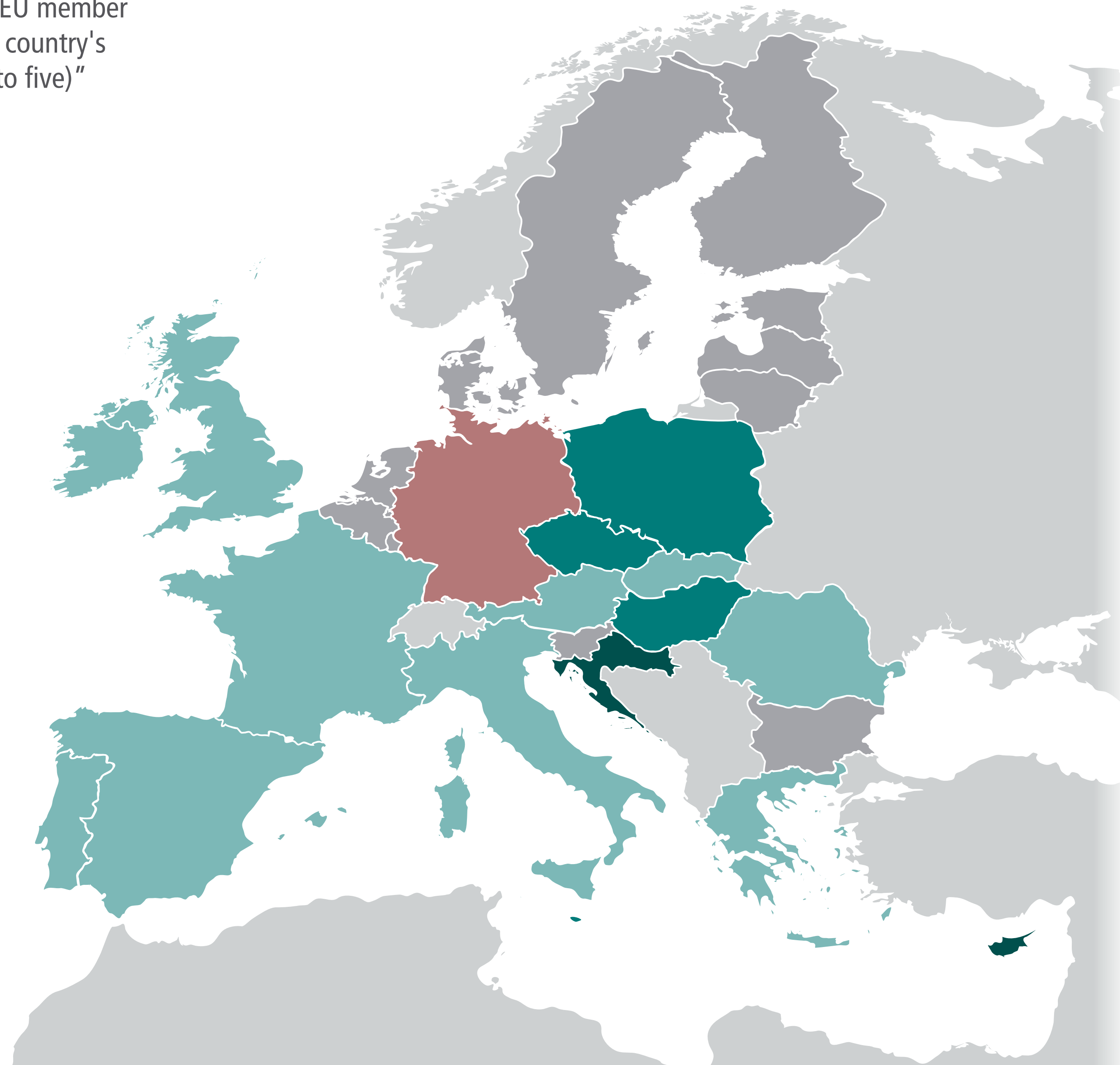
**Q4** "In the past two years, which EU member states have disappointed your country's government most? (select up to five)"

Of 2248 votes by 730 respondents, Germany received 121 (5.4%)

- EU  Affluent Seven
- Big Six  Southern Seven
- Founding Six  Visegrád Four

- |   |                                   |
|---|-----------------------------------|
| Austria <input type="radio"/>                   | Italy <input type="radio"/>       |
| Belgium <input type="radio"/>                   | Latvia <input type="radio"/>      |
| Bulgaria <input type="radio"/>                  | Lithuania <input type="radio"/>   |
| Croatia <input type="radio"/>                   | Luxembourg <input type="radio"/>  |
| Cyprus <input type="radio"/>                    | Malta <input type="radio"/>       |
| Czech R. <input type="radio"/>                  | Netherlands <input type="radio"/> |
| Denmark <input type="radio"/>                   | Poland <input type="radio"/>      |
| Estonia <input type="radio"/>                   | Portugal <input type="radio"/>    |
| Finland <input type="radio"/>                   | Romania <input type="radio"/>     |
| France <input type="radio"/>                    | Slovakia <input type="radio"/>    |
| <b>Germany <input checked="" type="radio"/></b> | Slovenia <input type="radio"/>    |
| Greece <input type="radio"/>                    | Spain <input type="radio"/>       |
| Hungary <input type="radio"/>                   | Sweden <input type="radio"/>      |
| Ireland <input type="radio"/>                   | UK <input type="radio"/>          |

- Preferences Overview
- Most Contacted
- Shared Interests
- Most Responsive
- Most Disappointing**
- Commitment to Deeper Integration



- Share of votes by group
- 14% Visegrád 4
  - 7% Southern 7
  - 6% Big 6
  - 3% Founding 6
  - 1% Affluent 7

- Share of votes by country
- 19% Croatia
  - 19% Cyprus
  - 17% Hungary
  - 17% Poland
  - 16% Malta
  - 15% Czech Rep.
  - 9% UK
  - 7% Italy
  - 6% Greece
  - 6% Slovakia
  - 6% Spain
  - 5% Austria
  - 5% France
  - 5% Ireland
  - 5% Portugal
  - 5% Romania
  - 4% Bulgaria
  - 4% Latvia
  - 3% Belgium
  - 3% Estonia
  - 2% Denmark
  - 2% Lithuania
  - 2% Slovenia

- Top %
- 10+ %
- 5-9 %
- 1-4 %

Rounded results. 0% shares not shown.

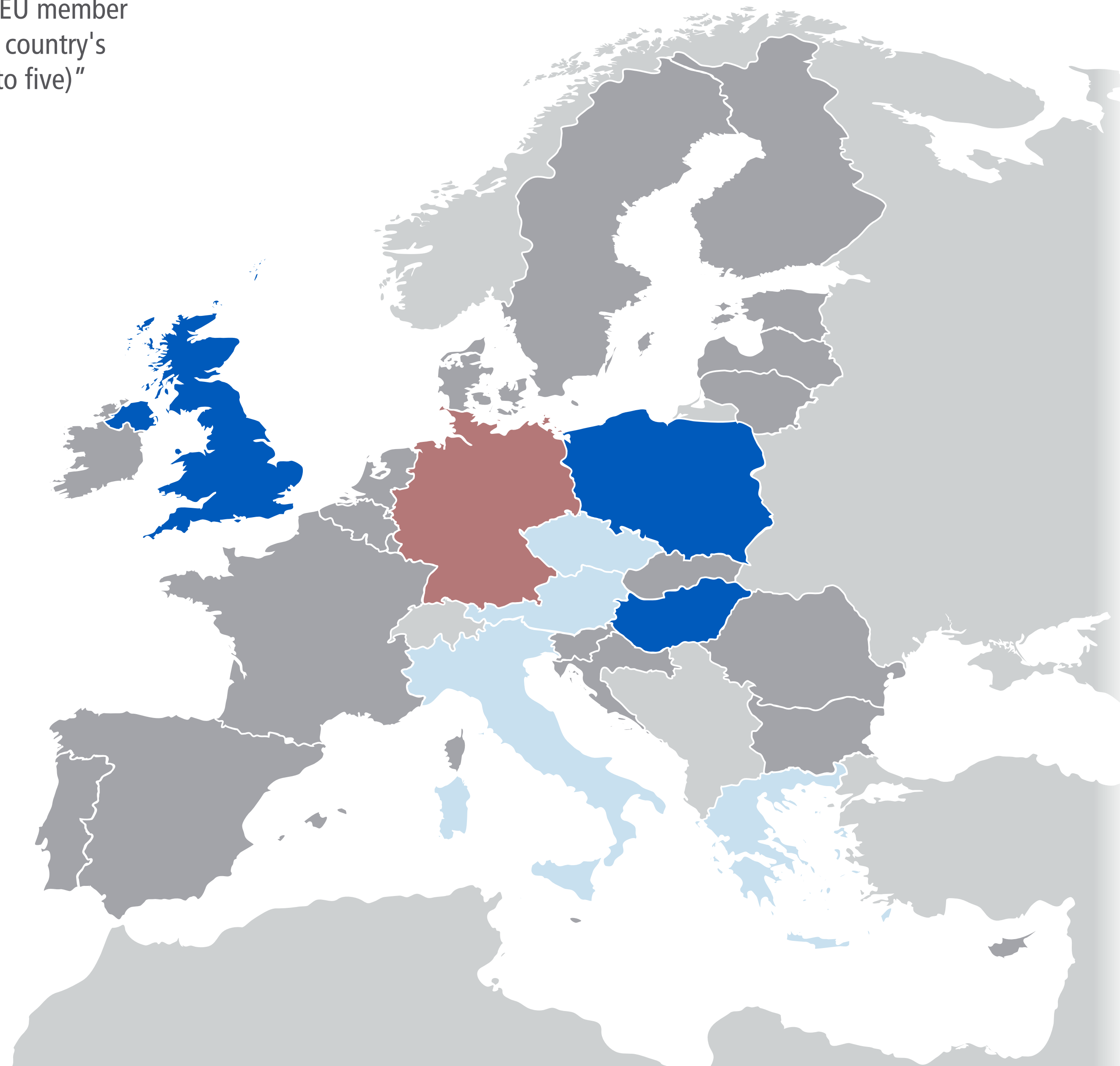


# Most Disappointing Votes for Germany by Germany Network

**Q4** "In the past two years, which EU member states have disappointed your country's government most? (select up to five)"

EU	<	<input type="radio"/>	Affluent Seven	<	>		
Big Six	<	>	Southern Seven	<	>		
Founding Six	<	>	Visegrád Four	<	>		
Austria	<	>	<input type="radio"/>	Italy	<	>	<input type="radio"/>
Belgium	<	>	<input type="radio"/>	Latvia	<	>	<input type="radio"/>
Bulgaria	<	>	<input type="radio"/>	Lithuania	<	>	<input type="radio"/>
Croatia	<	>	<input type="radio"/>	Luxembourg	<	>	<input type="radio"/>
Cyprus	<	>	<input type="radio"/>	Malta	<	>	<input type="radio"/>
Czech R.	<	>	<input type="radio"/>	Netherlands	<	>	<input type="radio"/>
Denmark	<	>	<input type="radio"/>	Poland	<	>	<input type="radio"/>
Estonia	<	>	<input type="radio"/>	Portugal	<	>	<input type="radio"/>
Finland	<	>	<input type="radio"/>	Romania	<	>	<input type="radio"/>
France	<	>	<input type="radio"/>	Slovakia	<	>	<input type="radio"/>
<b>Germany</b>	<	<input checked="" type="radio"/>	<input type="radio"/>	Slovenia	<	>	<input type="radio"/>
Greece	<	>	<input type="radio"/>	Spain	<	>	<input type="radio"/>
Hungary	<	>	<input type="radio"/>	Sweden	<	>	<input type="radio"/>
Ireland	<	>	<input type="radio"/>	UK	<	>	<input type="radio"/>

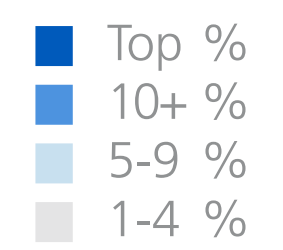
- Preferences Overview
- Most Contacted
- Shared Interests
- Most Responsive
- Most Disappointing**
- Commitment to Deeper Integration



Of 198 votes by 52 respondents, Hungary received the most: 44

54%	Visegrád 4	Share of votes for group
51%	Big 6	
17%	Southern 7	
7%	Affluent 7	
7%	Founding 6	

22%	Hungary	Share of votes for country
22%	Poland	
22%	UK	
7%	Austria	
7%	Italy	
6%	Czech Rep.	
6%	Greece	
3%	Slovakia	
2%	Cyprus	
2%	Malta	
1%	Croatia	
1%	Romania	



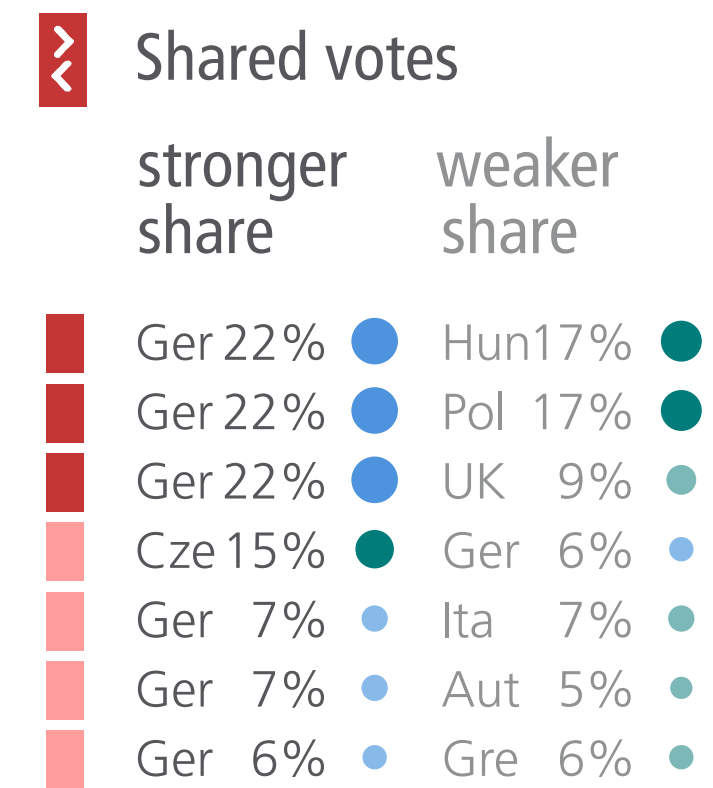
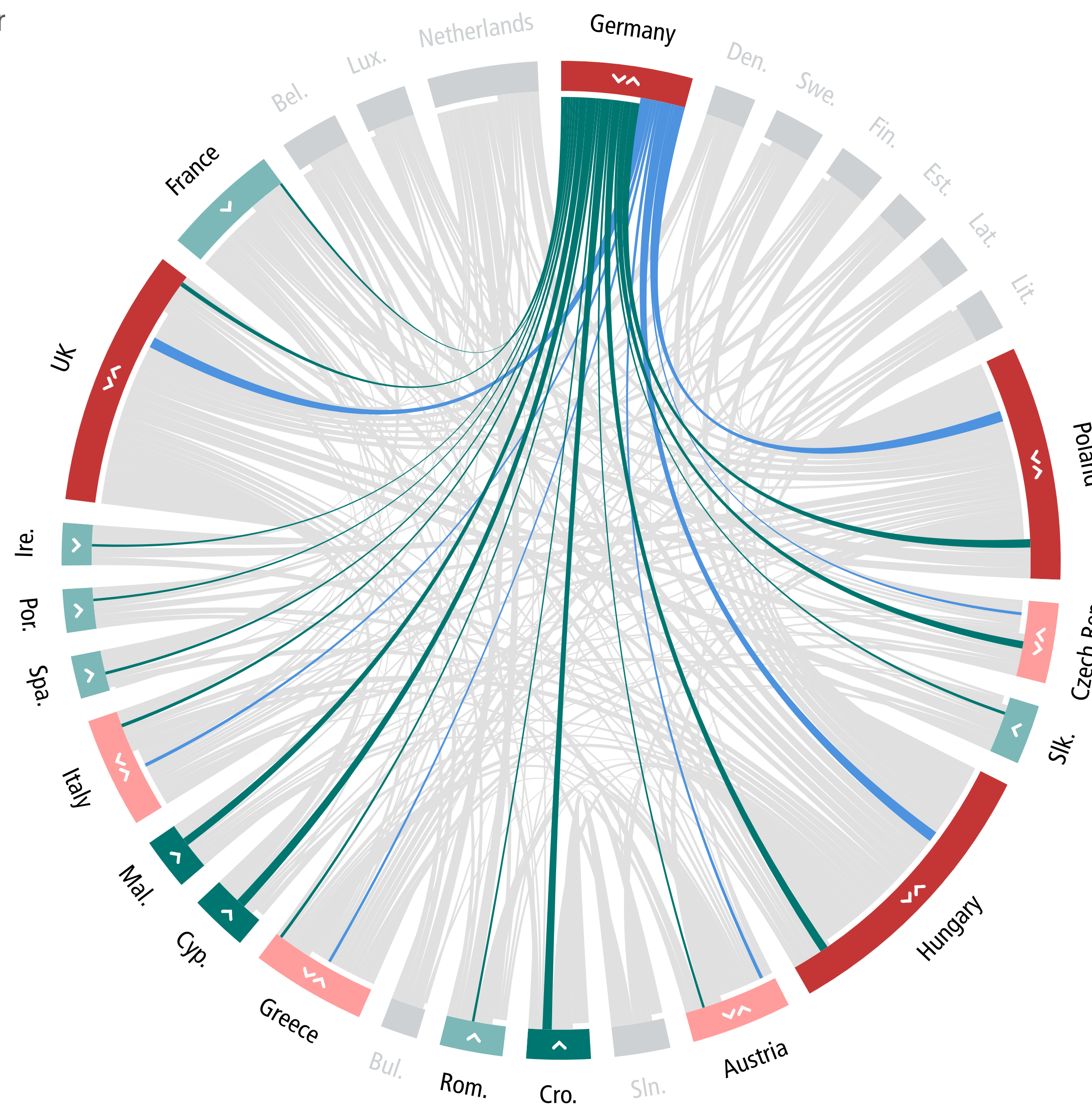
Rounded results. 0% shares not shown.

# Most Disappointing Votes for Germany by Germany Network

**Q4** "In the past two years, which EU member states have disappointed your country's government most? (select up to five)"

EU	<	○	Affluent Seven	<	>		
Big Six	<	>	Southern Seven	<	>		
Founding Six	<	>	Visegrád Four	<	>		
Austria	<	>	○	Italy	<	>	○
Belgium	<	>	○	Latvia	<	>	○
Bulgaria	<	>	○	Lithuania	<	>	○
Croatia	<	>	○	Luxembourg	<	>	○
Cyprus	<	>	○	Malta	<	>	○
Czech R.	<	>	○	Netherlands	<	>	○
Denmark	<	>	○	Poland	<	>	○
Estonia	<	>	○	Portugal	<	>	○
Finland	<	>	○	Romania	<	>	○
France	<	>	○	Slovakia	<	>	○
<b>Germany</b>	<	>	●	Slovenia	<	>	○
Greece	<	>	○	Spain	<	>	○
Hungary	<	>	○	Sweden	<	>	○
Ireland	<	>	○	UK	<	>	○

- Preferences Overview
- Most Contacted
- Shared Interests
- Most Responsive
- Most Disappointing**
- Commitment to Deeper Integration



Rounded results. Shares below 5% not shown.



# Most Disappointing Votes for Greece by Greece Network

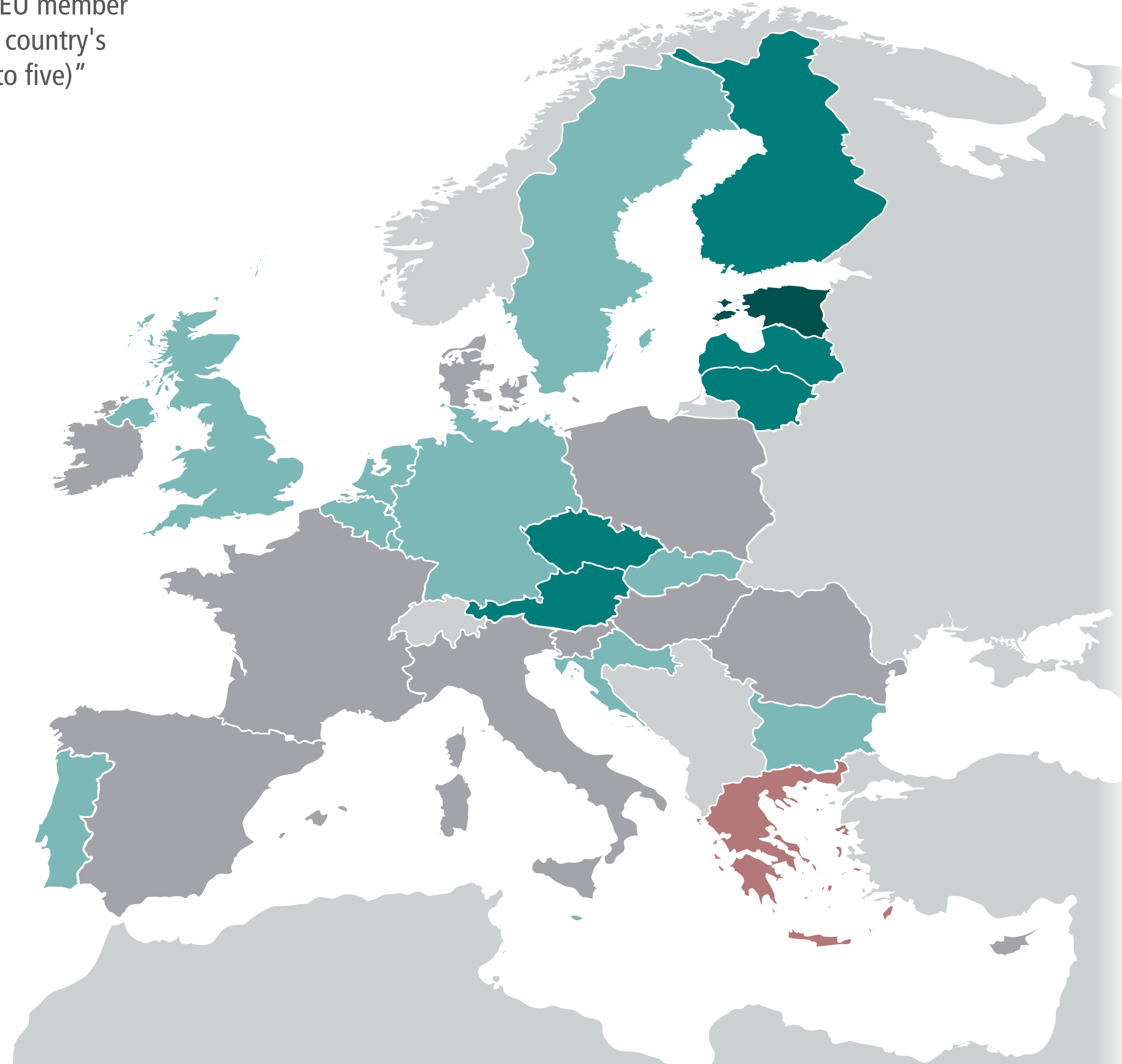
**Q4** "In the past two years, which EU member states have disappointed your country's government most? (select up to five)"

EU	<	○	Affluent Seven	<	>
Big Six	<	>	Southern Seven	<	>
Founding Six	<	>	Visegrád Four	<	>

---

Austria	<	>	○	Italy	<	>	○
Belgium	<	>	○	Latvia	<	>	○
Bulgaria	<	>	○	Lithuania	<	>	○
Croatia	<	>	○	Luxembourg	<	>	○
Cyprus	<	>	○	Malta	<	>	○
Czech R.	<	>	○	Netherlands	<	>	○
Denmark	<	>	○	Poland	<	>	○
Estonia	<	>	○	Portugal	<	>	○
Finland	<	>	○	Romania	<	>	○
France	<	>	○	Slovakia	<	>	○
Germany	<	>	○	Slovenia	<	>	○
<b>Greece</b>	<	>	○	Spain	<	>	○
Hungary	<	>	○	Sweden	<	>	○
Ireland	<	>	○	UK	<	>	○

- Preferences Overview
- Most Contacted
- Shared Interests
- Most Responsive
- Most Disappointing**
- Commitment to Deeper Integration



Of 2248 votes by 730 respondents, Greece received 131 (5.8%)

8%	Affluent 7	Share of votes by group
5%	Visegrád 4	
4%	Big 6	
4%	Founding 6	
3%	Southern 7	

16%	Estonia	Share of votes by country
12%	Czech Rep.	
11%	Austria	
11%	Finland	
11%	Latvia	
11%	Lithuania	
9%	UK	
8%	Netherlands	
8%	Slovakia	
8%	Sweden	
6%	Bulgaria	
6%	Germany	
6%	Luxembourg	
5%	Belgium	
5%	Croatia	
5%	Malta	
5%	Portugal	
4%	Denmark	
4%	Spain	
3%	France	
3%	Hungary	
3%	Ireland	
3%	Slovenia	
1%	Italy	

Top %  
 10+ %  
 5-9 %  
 1-4 %

Rounded results. 0% shares not shown.

# Most Disappointing Votes for Greece by Greece Network

**Q4** "In the past two years, which EU member states have disappointed your country's government most? (select up to five)"

EU	<	○	Affluent Seven	<	>
Big Six	<	>	Southern Seven	<	>
Founding Six	<	>	Visegrád Four	<	>

---

Austria	<	>	○	Italy	<	>	○
Belgium	<	>	○	Latvia	<	>	○
Bulgaria	<	>	○	Lithuania	<	>	○
Croatia	<	>	○	Luxembourg	<	>	○
Cyprus	<	>	○	Malta	<	>	○
Czech R.	<	>	○	Netherlands	<	>	○
Denmark	<	>	○	Poland	<	>	○
Estonia	<	>	○	Portugal	<	>	○
Finland	<	>	○	Romania	<	>	○
France	<	>	○	Slovakia	<	>	○
Germany	<	>	○	Slovenia	<	>	○
<b>Greece</b>	<	<b>&gt;</b>	○	Spain	<	>	○
Hungary	<	>	○	Sweden	<	>	○
Ireland	<	>	○	UK	<	>	○

Preferences Overview

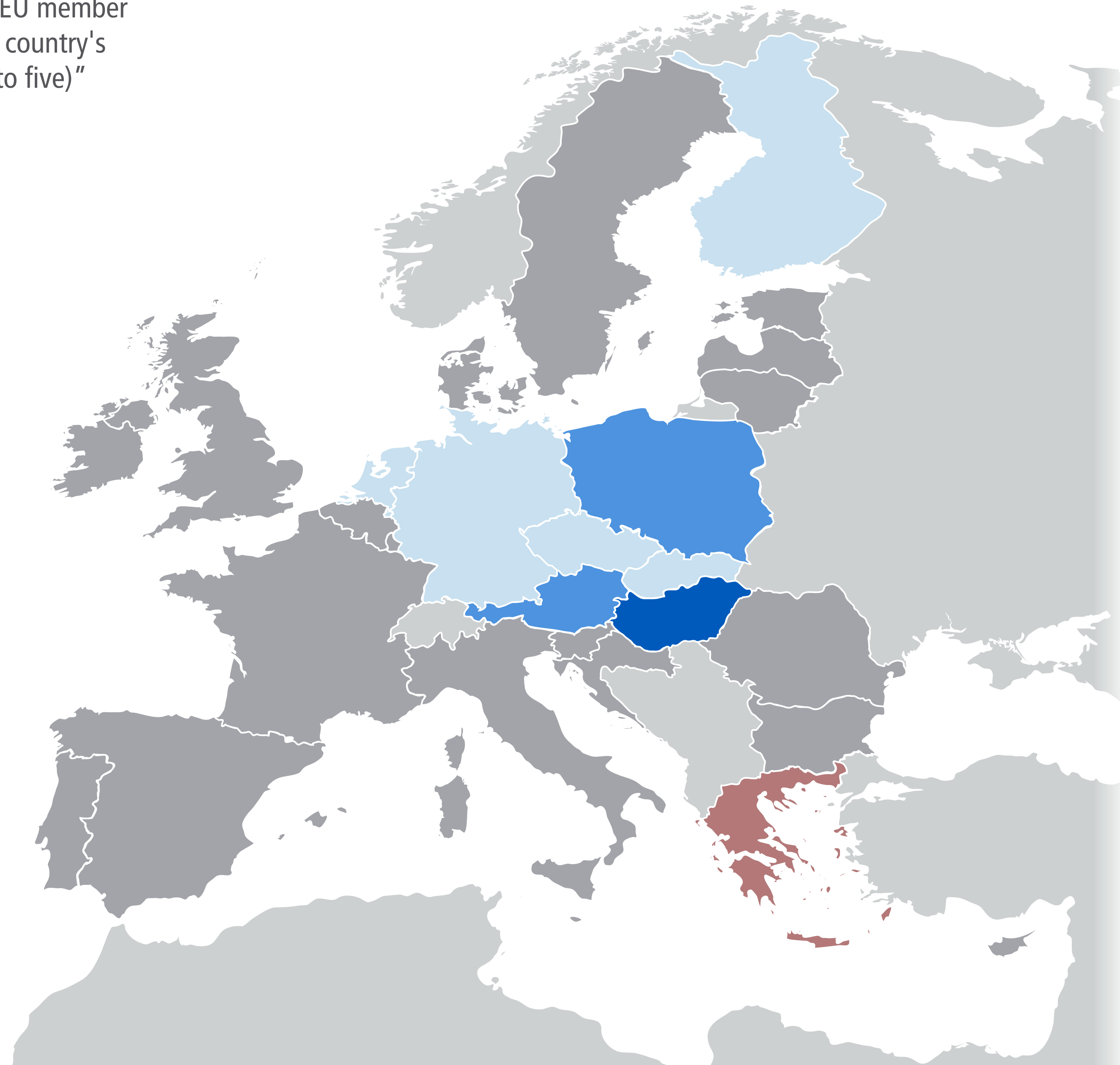
Most Contacted

Shared Interests

Most Responsive

**Most Disappointing**

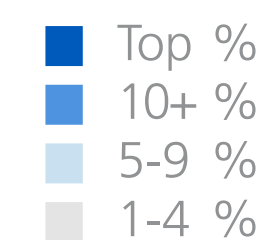
Commitment to Deeper Integration



Of 49 votes by 12 respondents, Hungary received the most: 10

43%	Visegrád 4	Share of votes for group
39%	Affluent 7	
20%	Big 6	
14%	Founding 6	
2%	Southern 7	

20%	Hungary	Share of votes for country
18%	Austria	
10%	Poland	
8%	Netherlands	
6%	Czech Rep.	
6%	Finland	
6%	Germany	
6%	Slovakia	
4%	Denmark	
4%	UK	
2%	Bulgaria	
2%	Croatia	
2%	Estonia	
2%	Portugal	
2%	Sweden	



Rounded results. 0% shares not shown.

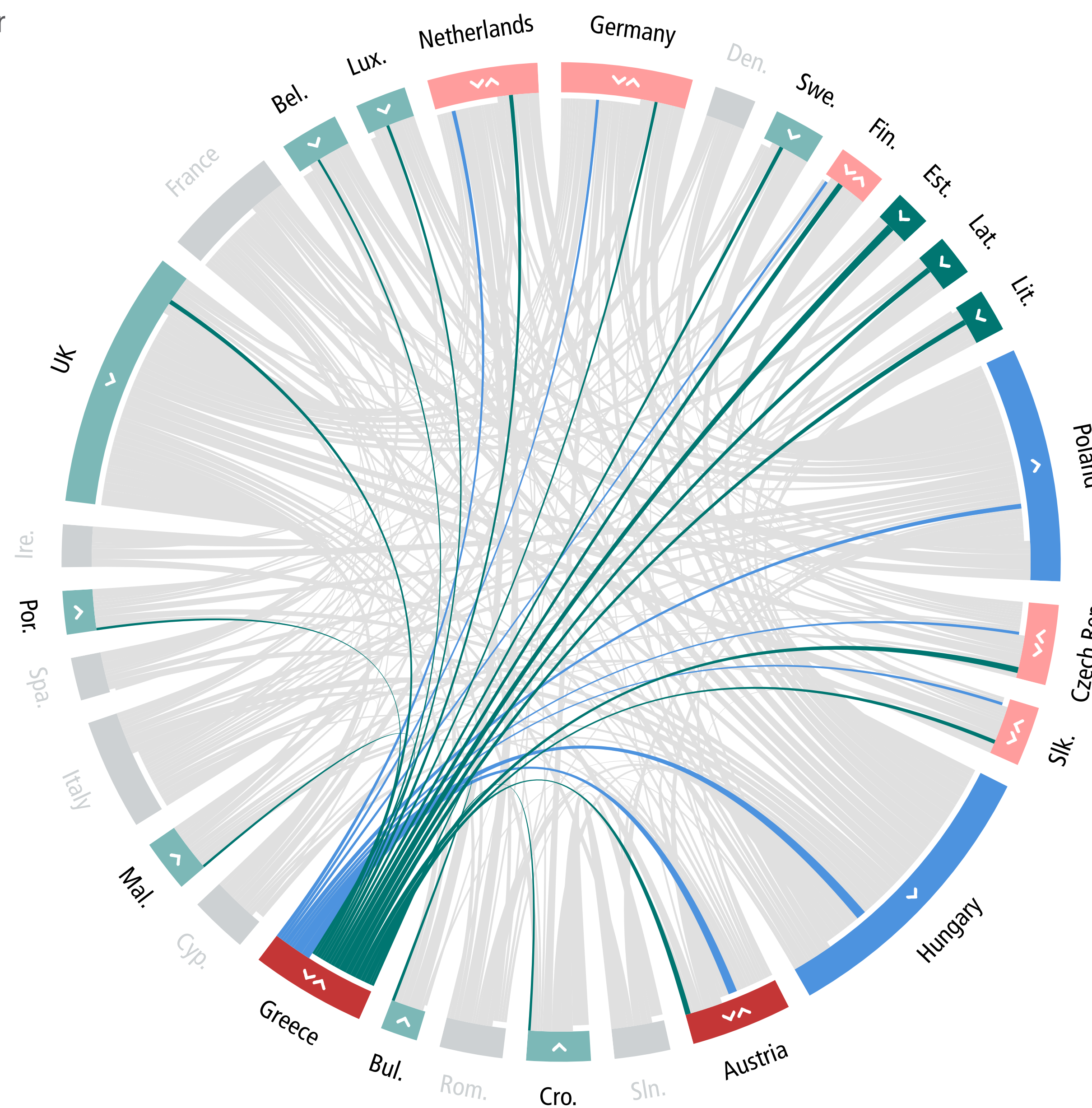


# Most Disappointing Votes for Greece by Greece Network

**Q4** "In the past two years, which EU member states have disappointed your country's government most? (select up to five)"

EU	<	○	Affluent Seven	<	>		
Big Six	<	>	Southern Seven	<	>		
Founding Six	<	>	Visegrád Four	<	>		
Austria	<	>	○	Italy	<	>	○
Belgium	<	>	○	Latvia	<	>	○
Bulgaria	<	>	○	Lithuania	<	>	○
Croatia	<	>	○	Luxembourg	<	>	○
Cyprus	<	>	○	Malta	<	>	○
Czech R.	<	>	○	Netherlands	<	>	○
Denmark	<	>	○	Poland	<	>	○
Estonia	<	>	○	Portugal	<	>	○
Finland	<	>	○	Romania	<	>	○
France	<	>	○	Slovakia	<	>	○
Germany	<	>	○	Slovenia	<	>	○
Greece	<	>	●	Spain	<	>	○
Hungary	<	>	○	Sweden	<	>	○
Ireland	<	>	○	UK	<	>	○

- Preferences Overview
- Most Contacted
- Shared Interests
- Most Responsive
- Most Disappointing**
- Commitment to Deeper Integration



**Shared votes**

stronger share	weaker share
Gre 18%	Aut 11%
Cze 12%	Gre 6%
Fin 11%	Gre 6%
Gre 8%	Net 8%
Slk 8%	Gre 6%
Gre 6%	Ger 6%

**Lopsided votes**

Only sending to	Only receiving from
20% Hungary	16% Estonia
10% Poland	11% Latvia
	11% Lithuania
	9% UK
	8% Sweden
	6% Bulgaria
	6% Luxembourg
	5% Belgium
	5% Croatia
	5% Malta
	5% Portugal

Rounded results. Shares below 5% not shown.

# Most Disappointing Votes for Hungary by Hungary Network

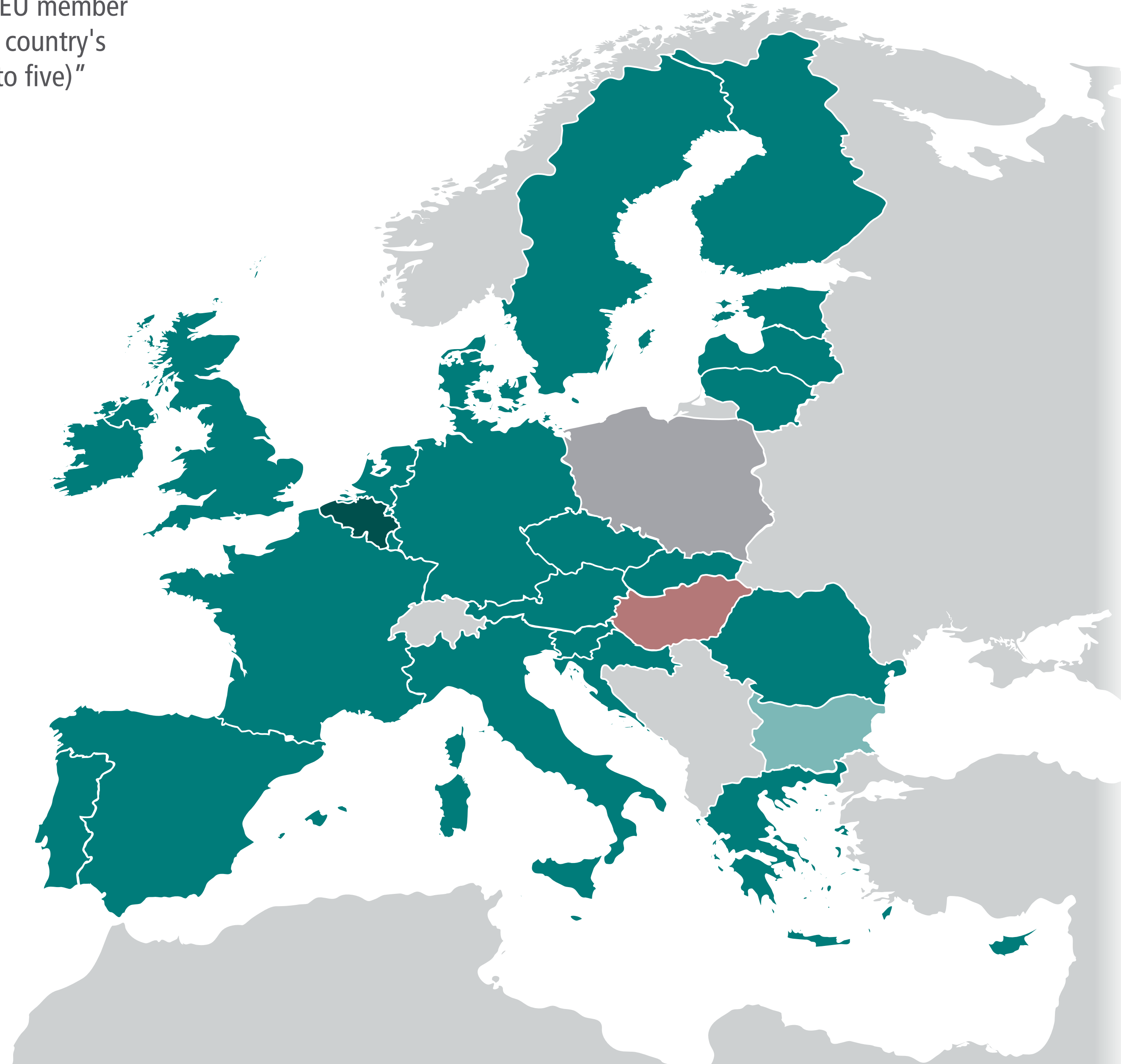
**Q4** "In the past two years, which EU member states have disappointed your country's government most? (select up to five)"

Of 2248 votes by 730 respondents, Hungary received 390 (17.3%)

- EU  Affluent Seven
- Big Six  Southern Seven
- Founding Six  Visegrád Four

- |                |                                  |             |                       |
|----------------|----------------------------------|-------------|-----------------------|
| Austria        | <input type="radio"/>            | Italy       | <input type="radio"/> |
| Belgium        | <input type="radio"/>            | Latvia      | <input type="radio"/> |
| Bulgaria       | <input type="radio"/>            | Lithuania   | <input type="radio"/> |
| Croatia        | <input type="radio"/>            | Luxembourg  | <input type="radio"/> |
| Cyprus         | <input type="radio"/>            | Malta       | <input type="radio"/> |
| Czech R.       | <input type="radio"/>            | Netherlands | <input type="radio"/> |
| Denmark        | <input type="radio"/>            | Poland      | <input type="radio"/> |
| Estonia        | <input type="radio"/>            | Portugal    | <input type="radio"/> |
| Finland        | <input type="radio"/>            | Romania     | <input type="radio"/> |
| France         | <input type="radio"/>            | Slovakia    | <input type="radio"/> |
| Germany        | <input type="radio"/>            | Slovenia    | <input type="radio"/> |
| Greece         | <input type="radio"/>            | Spain       | <input type="radio"/> |
| <b>Hungary</b> | <input checked="" type="radio"/> | Sweden      | <input type="radio"/> |
| Ireland        | <input type="radio"/>            | UK          | <input type="radio"/> |

- Preferences Overview
- Most Contacted
- Shared Interests
- Most Responsive
- Most Disappointing**
- Commitment to Deeper Integration



- Share of votes by group
- 24% Affluent 7
  - 22% Founding 6
  - 18% Big 6
  - 18% Southern 7
  - 6% Visegrád 4

- Share of votes by country
- 26% Belgium
  - 25% Netherlands
  - 25% Sweden
  - 24% Finland
  - 23% Denmark
  - 22% Germany
  - 22% Italy
  - 21% Latvia
  - 21% Luxembourg
  - 21% Romania
  - 20% Austria
  - 20% Greece
  - 19% Croatia
  - 19% Estonia
  - 19% France
  - 18% Lithuania
  - 16% Ireland
  - 15% Portugal
  - 15% Spain
  - 15% UK
  - 14% Slovakia
  - 14% Slovenia
  - 11% Malta
  - 10% Cyprus
  - 10% Czech Rep.
  - 5% Bulgaria
  - 4% Poland

Rounded results. 0% shares not shown.



# Most Disappointing Votes for Hungary by Hungary Network

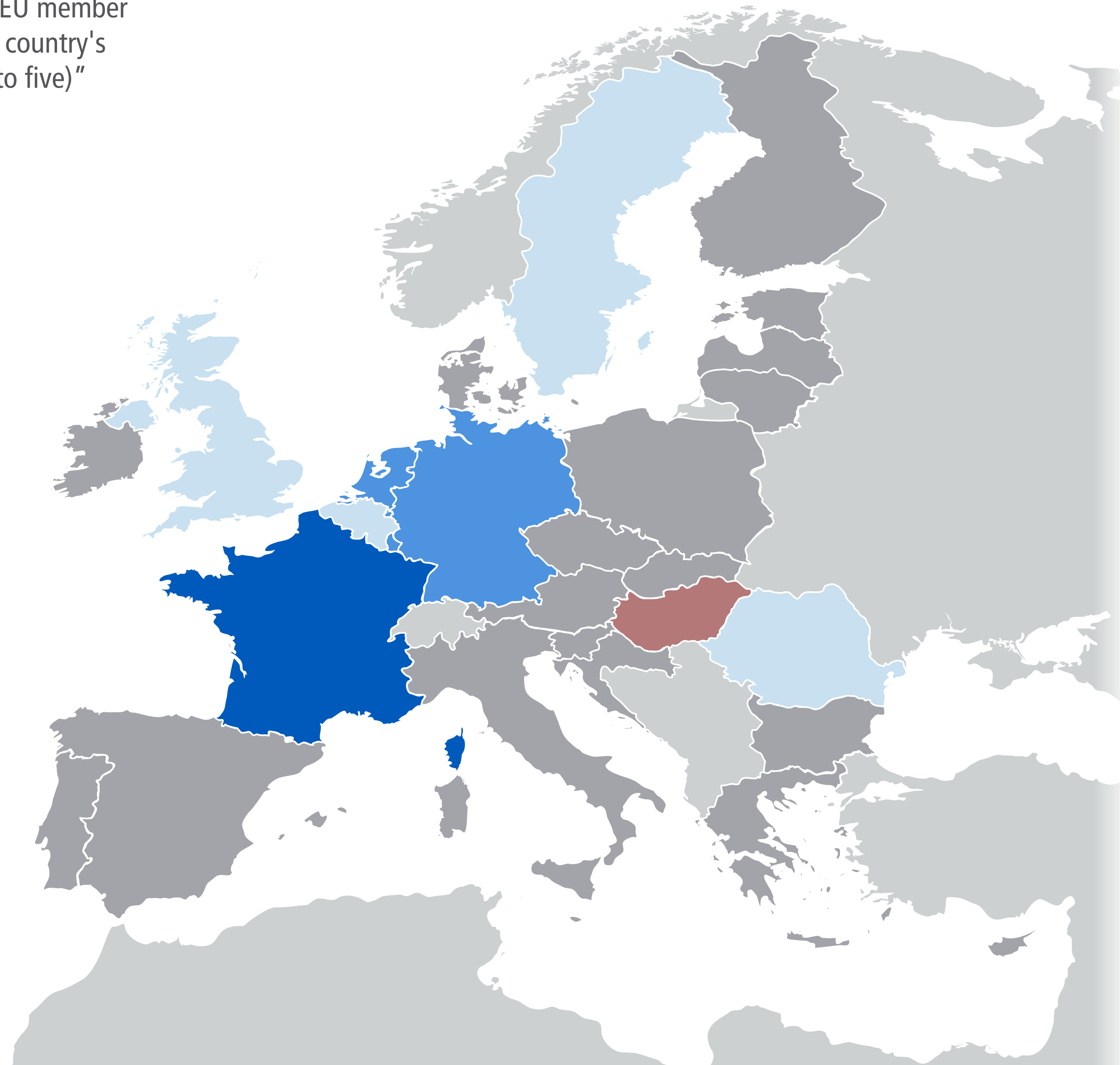
**Q4** "In the past two years, which EU member states have disappointed your country's government most? (select up to five)"

EU	<	<input type="radio"/>	Affluent Seven	<	>
Big Six	<	>	Southern Seven	<	>
Founding Six	<	>	Visegrád Four	<	>

---

Austria	<	>	<input type="radio"/>	Italy	<	>	<input type="radio"/>
Belgium	<	>	<input type="radio"/>	Latvia	<	>	<input type="radio"/>
Bulgaria	<	>	<input type="radio"/>	Lithuania	<	>	<input type="radio"/>
Croatia	<	>	<input type="radio"/>	Luxembourg	<	>	<input type="radio"/>
Cyprus	<	>	<input type="radio"/>	Malta	<	>	<input type="radio"/>
Czech R.	<	>	<input type="radio"/>	Netherlands	<	>	<input type="radio"/>
Denmark	<	>	<input type="radio"/>	Poland	<	>	<input type="radio"/>
Estonia	<	>	<input type="radio"/>	Portugal	<	>	<input type="radio"/>
Finland	<	>	<input type="radio"/>	Romania	<	>	<input type="radio"/>
France	<	>	<input type="radio"/>	Slovakia	<	>	<input type="radio"/>
Germany	<	>	<input type="radio"/>	Slovenia	<	>	<input type="radio"/>
Greece	<	>	<input type="radio"/>	Spain	<	>	<input type="radio"/>
<b>Hungary</b>	<	>	<input checked="" type="radio"/>	Sweden	<	>	<input type="radio"/>
Ireland	<	>	<input type="radio"/>	UK	<	>	<input type="radio"/>

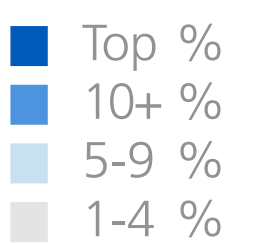
- Preferences Overview
- Most Contacted
- Shared Interests
- Most Responsive
- Most Disappointing**
- Commitment to Deeper Integration



Of 72 votes by 20 respondents, France received the most: 14

68%	Founding 6	Share of votes for group
44%	Affluent 7	
44%	Big 6	
25%	Southern 7	

19%	France	Share of votes for country
17%	Germany	
14%	Netherlands	
11%	Luxembourg	
7%	Sweden	
6%	Belgium	
6%	Romania	
6%	UK	
4%	Austria	
3%	Croatia	
3%	Finland	
3%	Greece	
1%	Italy	
1%	Spain	



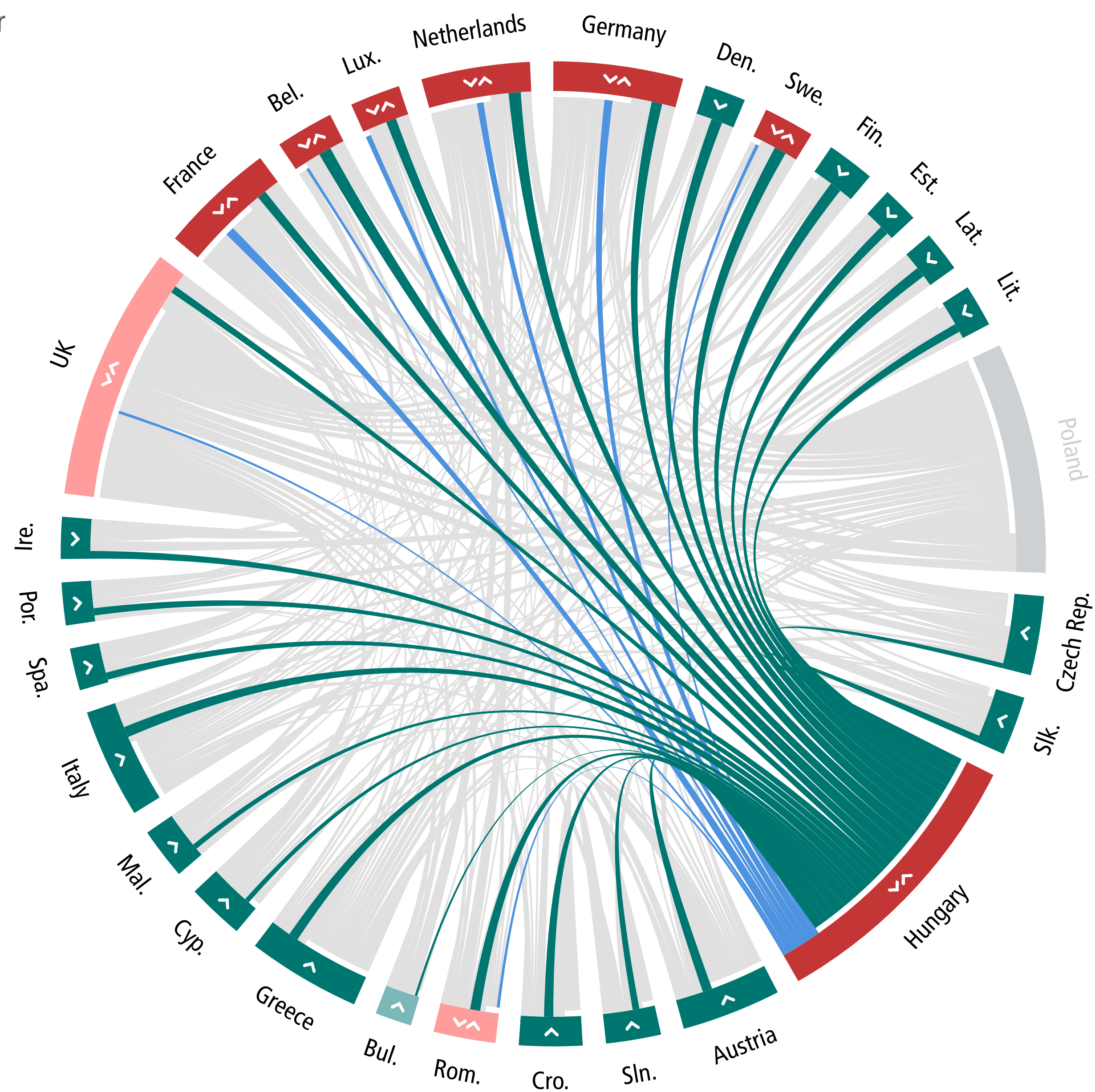
Rounded results. 0% shares not shown.

# Most Disappointing Votes for Hungary by Hungary Network

**Q4** "In the past two years, which EU member states have disappointed your country's government most? (select up to five)"

EU	<	○	Affluent Seven	<	>		
Big Six	<	>	Southern Seven	<	>		
Founding Six	<	>	Visegrád Four	<	>		
Austria	<	>	○	Italy	<	>	○
Belgium	<	>	○	Latvia	<	>	○
Bulgaria	<	>	○	Lithuania	<	>	○
Croatia	<	>	○	Luxembourg	<	>	○
Cyprus	<	>	○	Malta	<	>	○
Czech R.	<	>	○	Netherlands	<	>	○
Denmark	<	>	○	Poland	<	>	○
Estonia	<	>	○	Portugal	<	>	○
Finland	<	>	○	Romania	<	>	○
France	<	>	○	Slovakia	<	>	○
Germany	<	>	○	Slovenia	<	>	○
Greece	<	>	○	Spain	<	>	○
Hungary	<	>	●	Sweden	<	>	○
Ireland	<	>	○	UK	<	>	○

- Preferences Overview
- Most Contacted
- Shared Interests
- Most Responsive
- Most Disappointing**
- Commitment to Deeper Integration



**Shared votes**

stronger share	weaker share
Ger 22%	Hun 17%
Net 25%	Hun 14%
Hun 19%	Fra 19%
Bel 26%	Hun 6%
Lux 21%	Hun 11%
Swe 25%	Hun 7%
Rom 21%	Hun 6%
UK 15%	Hun 6%

**Lopsided votes**

**Only receiving from**

24%	Finland
23%	Denmark
22%	Italy
21%	Latvia
20%	Austria
20%	Greece
19%	Croatia
19%	Estonia
18%	Lithuania
16%	Ireland
15%	Portugal
15%	Spain
14%	Slovakia
14%	Slovenia
11%	Malta
10%	Cyprus
10%	Czech Rep.
5%	Bulgaria

Rounded results. Shares below 5% not shown.

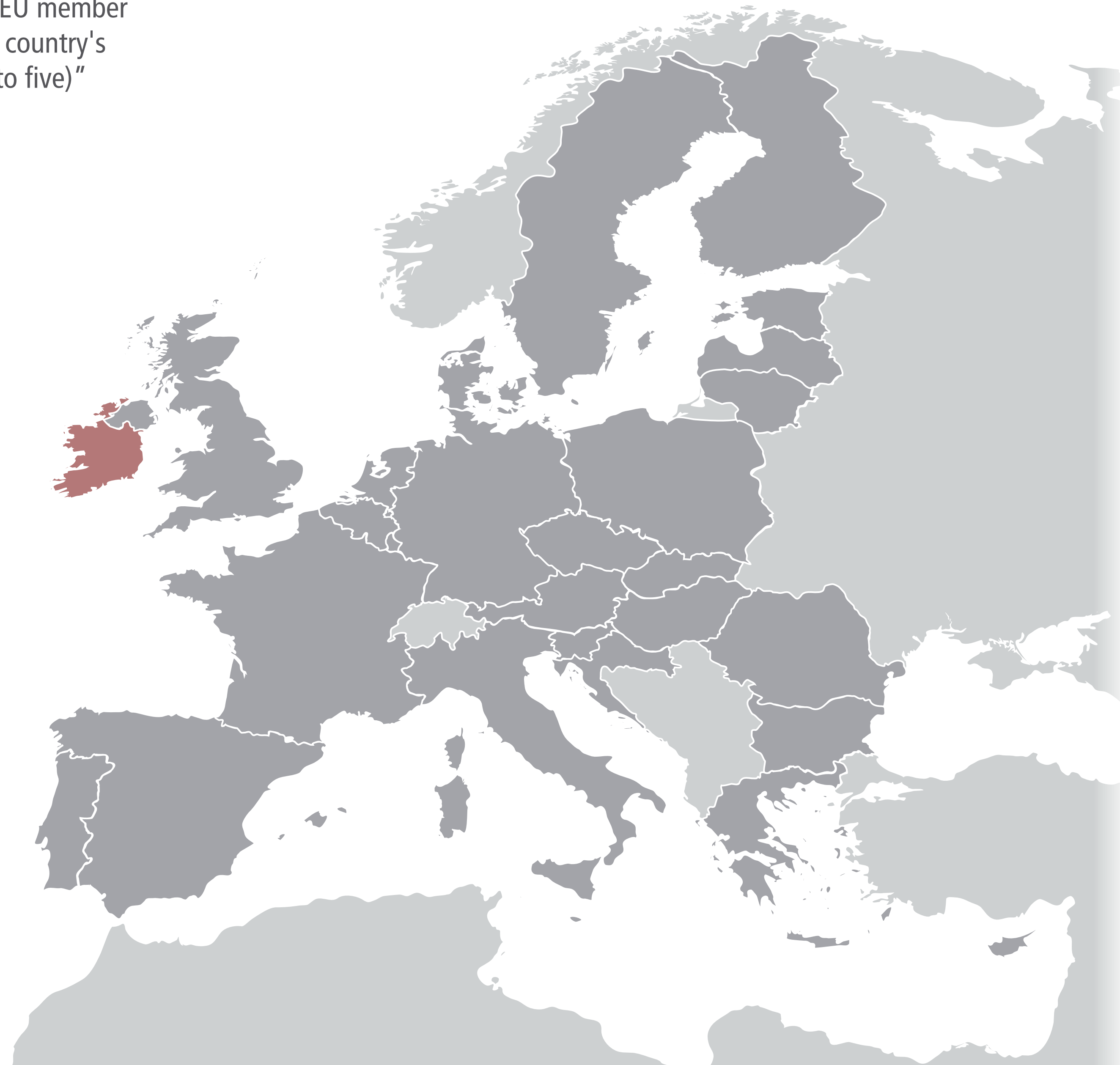


# Most Disappointing Votes for Ireland by Ireland Network

**Q4** "In the past two years, which EU member states have disappointed your country's government most? (select up to five)"

EU	<	<input type="radio"/>	Affluent Seven	<	>			
Big Six	<	>	Southern Seven	<	>			
Founding Six	<	>	Visegrád Four	<	>			
Austria	<	>	<input type="radio"/>	Italy	<	>	<input type="radio"/>	
Belgium	<	>	<input type="radio"/>	Latvia	<	>	<input type="radio"/>	
Bulgaria	<	>	<input type="radio"/>	Lithuania	<	>	<input type="radio"/>	
Croatia	<	>	<input type="radio"/>	Luxembourg	<	>	<input type="radio"/>	
Cyprus	<	>	<input type="radio"/>	Malta	<	>	<input type="radio"/>	
Czech R.	<	>	<input type="radio"/>	Netherlands	<	>	<input type="radio"/>	
Denmark	<	>	<input type="radio"/>	Poland	<	>	<input type="radio"/>	
Estonia	<	>	<input type="radio"/>	Portugal	<	>	<input type="radio"/>	
Finland	<	>	<input type="radio"/>	Romania	<	>	<input type="radio"/>	
France	<	>	<input type="radio"/>	Slovakia	<	>	<input type="radio"/>	
Germany	<	>	<input type="radio"/>	Slovenia	<	>	<input type="radio"/>	
Greece	<	>	<input type="radio"/>	Spain	<	>	<input type="radio"/>	
Hungary	<	>	<input type="radio"/>	Sweden	<	>	<input type="radio"/>	
Ireland	<	<input checked="" type="radio"/>	>	<input type="radio"/>	UK	<	>	<input type="radio"/>

- Preferences Overview
- Most Contacted
- Shared Interests
- Most Responsive
- Most Disappointing**
- Commitment to Deeper Integration



Of 2248 votes by 730 respondents, Ireland received 8 (0.4%)

1% Big 6  
1% Founding 6  
1% Southern 7  
Share of votes by group

3% France  
2% UK  
1% Spain  
Share of votes by country

■ Top %  
■ 10+ %  
■ 5-9 %  
■ 1-4 %

Rounded results. 0% shares not shown.

# Most Disappointing Votes for Ireland by Ireland Network

**Q4** "In the past two years, which EU member states have disappointed your country's government most? (select up to five)"

- EU  Affluent Seven
- Big Six  Southern Seven
- Founding Six  Visegrád Four

- |   |                                   |
|---|-----------------------------------|
| Austria <input type="radio"/>                   | Italy <input type="radio"/>       |
| Belgium <input type="radio"/>                   | Latvia <input type="radio"/>      |
| Bulgaria <input type="radio"/>                  | Lithuania <input type="radio"/>   |
| Croatia <input type="radio"/>                   | Luxembourg <input type="radio"/>  |
| Cyprus <input type="radio"/>                    | Malta <input type="radio"/>       |
| Czech R. <input type="radio"/>                  | Netherlands <input type="radio"/> |
| Denmark <input type="radio"/>                   | Poland <input type="radio"/>      |
| Estonia <input type="radio"/>                   | Portugal <input type="radio"/>    |
| Finland <input type="radio"/>                   | Romania <input type="radio"/>     |
| France <input type="radio"/>                    | Slovakia <input type="radio"/>    |
| Germany <input type="radio"/>                   | Slovenia <input type="radio"/>    |
| Greece <input type="radio"/>                    | Spain <input type="radio"/>       |
| Hungary <input type="radio"/>                   | Sweden <input type="radio"/>      |
| <b>Ireland <input checked="" type="radio"/></b> | UK <input type="radio"/>          |

Preferences Overview

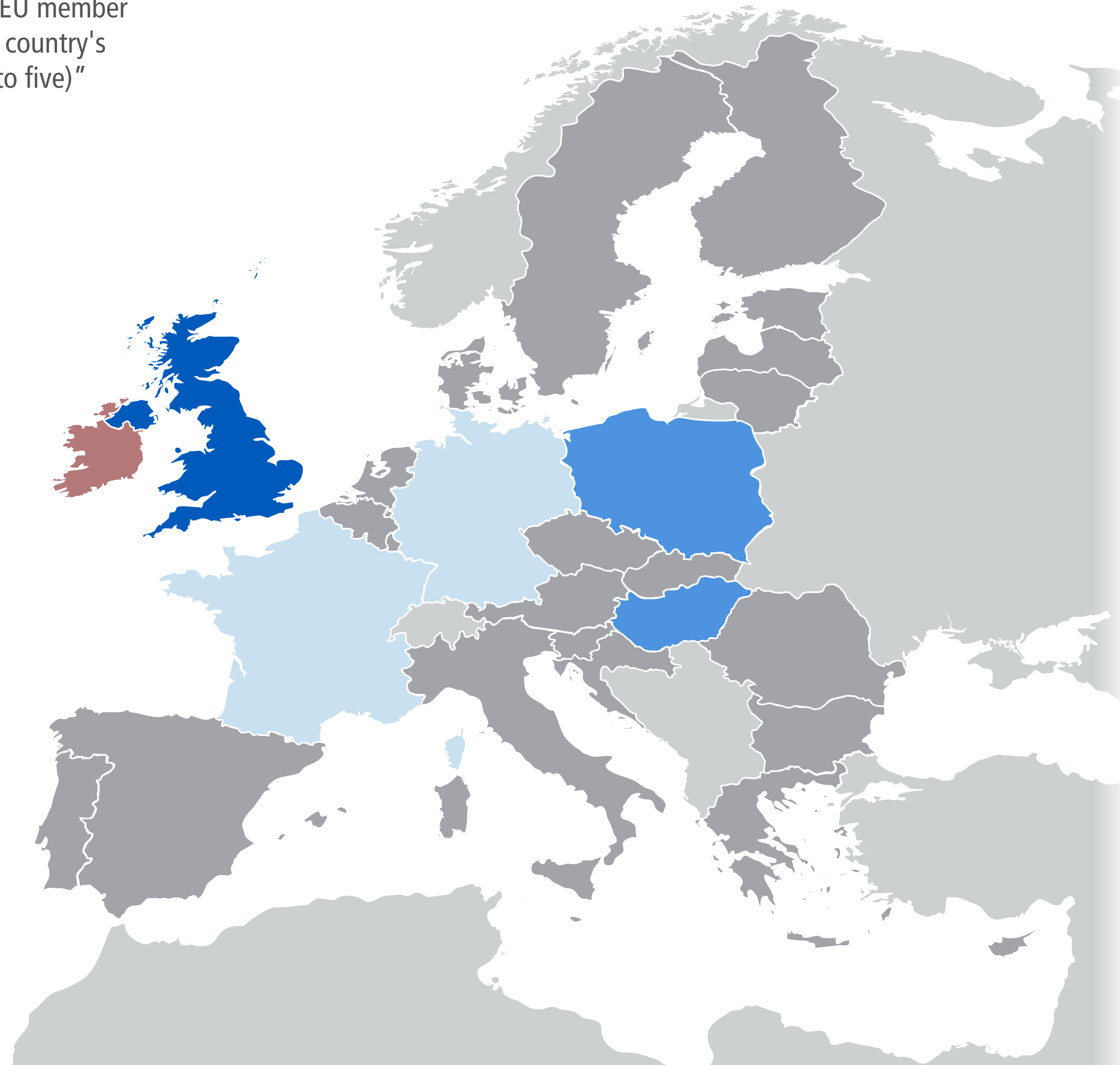
Most Contacted

Shared Interests

Most Responsive

**Most Disappointing**

Commitment to Deeper Integration



Of 92 votes by 34 respondents, UK received the most: 29

- 67% Big 6
  - 43% Visegrád 4
  - 14% Founding 6
  - 12% Southern 7
  - 3% Affluent 7
- Share of votes for group

- 32% UK
  - 22% Poland
  - 16% Hungary
  - 7% France
  - 5% Germany
  - 4% Czech Rep.
  - 3% Greece
  - 2% Austria
  - 2% Italy
  - 2% Romania
  - 1% Bulgaria
  - 1% Finland
  - 1% Slovakia
  - 1% Slovenia
- Share of votes for country

- Top %
- 10+ %
- 5-9 %
- 1-4 %

Rounded results. 0% shares not shown.

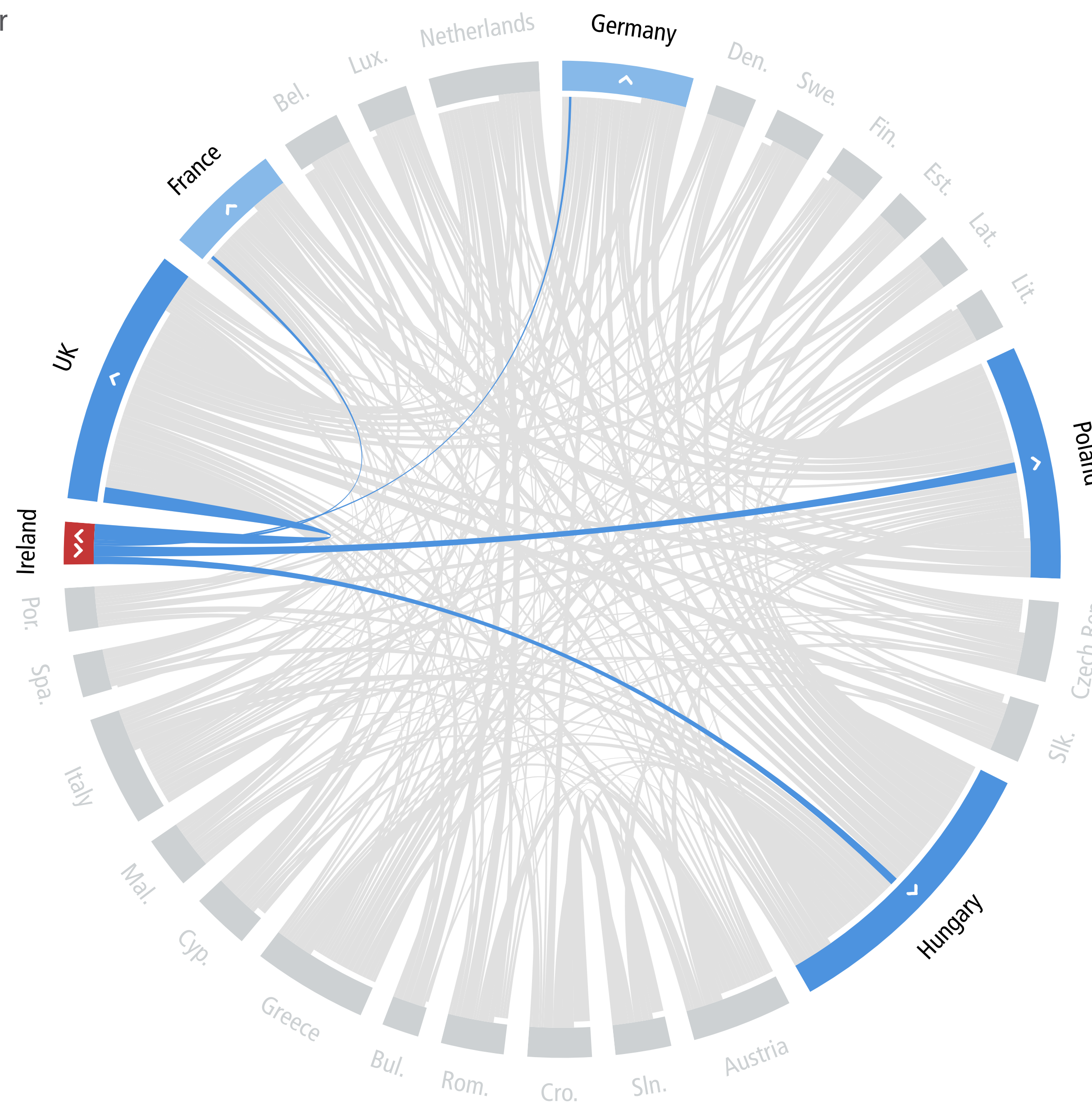


# Most Disappointing Votes for Ireland by Ireland Network

**Q4** "In the past two years, which EU member states have disappointed your country's government most? (select up to five)"

EU	<	○	Affluent Seven	<	>		
Big Six	<	>	Southern Seven	<	>		
Founding Six	<	>	Visegrád Four	<	>		
Austria	<	>	○	Italy	<	>	○
Belgium	<	>	○	Latvia	<	>	○
Bulgaria	<	>	○	Lithuania	<	>	○
Croatia	<	>	○	Luxembourg	<	>	○
Cyprus	<	>	○	Malta	<	>	○
Czech R.	<	>	○	Netherlands	<	>	○
Denmark	<	>	○	Poland	<	>	○
Estonia	<	>	○	Portugal	<	>	○
Finland	<	>	○	Romania	<	>	○
France	<	>	○	Slovakia	<	>	○
Germany	<	>	○	Slovenia	<	>	○
Greece	<	>	○	Spain	<	>	○
Hungary	<	>	○	Sweden	<	>	○
Ireland	<	>	●	UK	<	>	○

- Preferences Overview
- Most Contacted
- Shared Interests
- Most Responsive
- Most Disappointing**
- Commitment to Deeper Integration



Lopsided votes

- > Only sending to
- 32% UK
- 22% Poland
- 16% Hungary
- 7% France
- 5% Germany

Rounded results. Shares below 5% not shown.

# Most Disappointing Votes for Italy by Italy Network

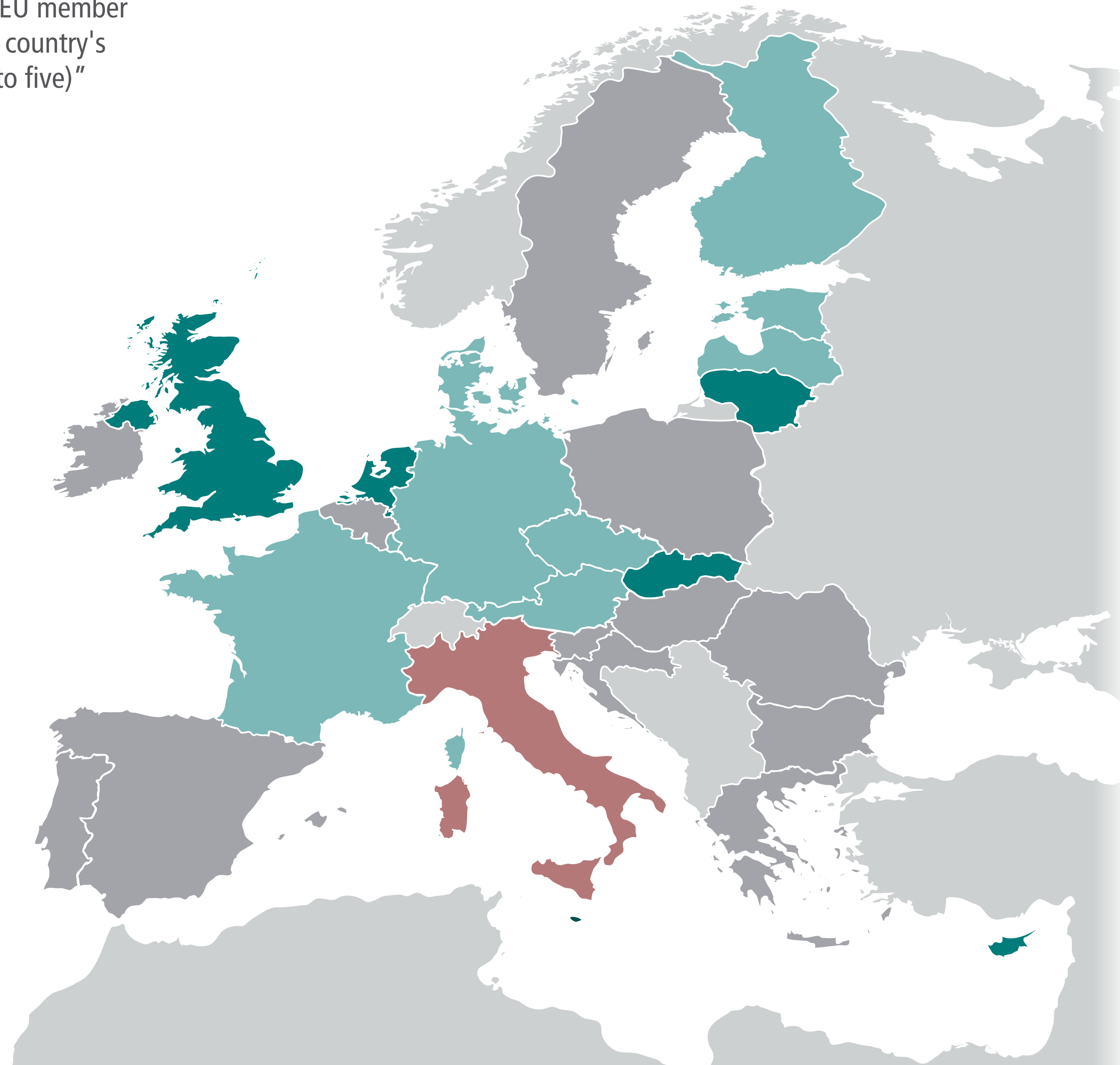
**Q4** "In the past two years, which EU member states have disappointed your country's government most? (select up to five)"

Of 2248 votes by 730 respondents, Italy received 106 (4.7%)

- EU  Affluent Seven
- Big Six  Southern Seven
- Founding Six  Visegrád Four

- |                                |  |
|--------------------------------|--|
| Austria <input type="radio"/>  | Italy <input checked="" type="radio"/> |
| Belgium <input type="radio"/>  | Latvia <input type="radio"/>           |
| Bulgaria <input type="radio"/> | Lithuania <input type="radio"/>        |
| Croatia <input type="radio"/>  | Luxembourg <input type="radio"/>       |
| Cyprus <input type="radio"/>   | Malta <input type="radio"/>            |
| Czech R. <input type="radio"/> | Netherlands <input type="radio"/>      |
| Denmark <input type="radio"/>  | Poland <input type="radio"/>           |
| Estonia <input type="radio"/>  | Portugal <input type="radio"/>         |
| Finland <input type="radio"/>  | Romania <input type="radio"/>          |
| France <input type="radio"/>   | Slovakia <input type="radio"/>         |
| Germany <input type="radio"/>  | Slovenia <input type="radio"/>         |
| Greece <input type="radio"/>   | Spain <input type="radio"/>            |
| Hungary <input type="radio"/>  | Sweden <input type="radio"/>           |
| Ireland <input type="radio"/>  | UK <input type="radio"/>               |

- Preferences Overview
- Most Contacted
- Shared Interests
- Most Responsive
- Most Disappointing**
- Commitment to Deeper Integration



- Share of votes by group
- 6% Affluent 7
  - 5% Founding 6
  - 5% Visegrád 4
  - 4% Big 6
  - 3% Southern 7

- Share of votes by country
- 16% Malta
  - 12% Slovakia
  - 11% Netherlands
  - 10% Cyprus
  - 10% Lithuania
  - 10% UK
  - 9% Latvia
  - 7% Czech Rep.
  - 7% Finland
  - 7% Germany
  - 6% Austria
  - 6% Estonia
  - 6% Luxembourg
  - 5% Denmark
  - 5% France
  - 3% Belgium
  - 3% Croatia
  - 3% Sweden
  - 2% Ireland
  - 2% Poland
  - 2% Portugal
  - 2% Slovenia
  - 2% Spain
  - 1% Hungary

- Top %
- 10+ %
- 5-9 %
- 1-4 %

Rounded results. 0% shares not shown.



# Most Disappointing Votes for Italy by Italy Network

**Q4** "In the past two years, which EU member states have disappointed your country's government most? (select up to five)"

- EU  Affluent Seven
- Big Six  Southern Seven
- Founding Six  Visegrád Four

- |                                |  |
|--------------------------------|--|
| Austria <input type="radio"/>  | Italy <input checked="" type="radio"/> |
| Belgium <input type="radio"/>  | Latvia <input type="radio"/>           |
| Bulgaria <input type="radio"/> | Lithuania <input type="radio"/>        |
| Croatia <input type="radio"/>  | Luxembourg <input type="radio"/>       |
| Cyprus <input type="radio"/>   | Malta <input type="radio"/>            |
| Czech R. <input type="radio"/> | Netherlands <input type="radio"/>      |
| Denmark <input type="radio"/>  | Poland <input type="radio"/>           |
| Estonia <input type="radio"/>  | Portugal <input type="radio"/>         |
| Finland <input type="radio"/>  | Romania <input type="radio"/>          |
| France <input type="radio"/>   | Slovakia <input type="radio"/>         |
| Germany <input type="radio"/>  | Slovenia <input type="radio"/>         |
| Greece <input type="radio"/>   | Spain <input type="radio"/>            |
| Hungary <input type="radio"/>  | Sweden <input type="radio"/>           |
| Ireland <input type="radio"/>  | UK <input type="radio"/>               |

Preferences Overview

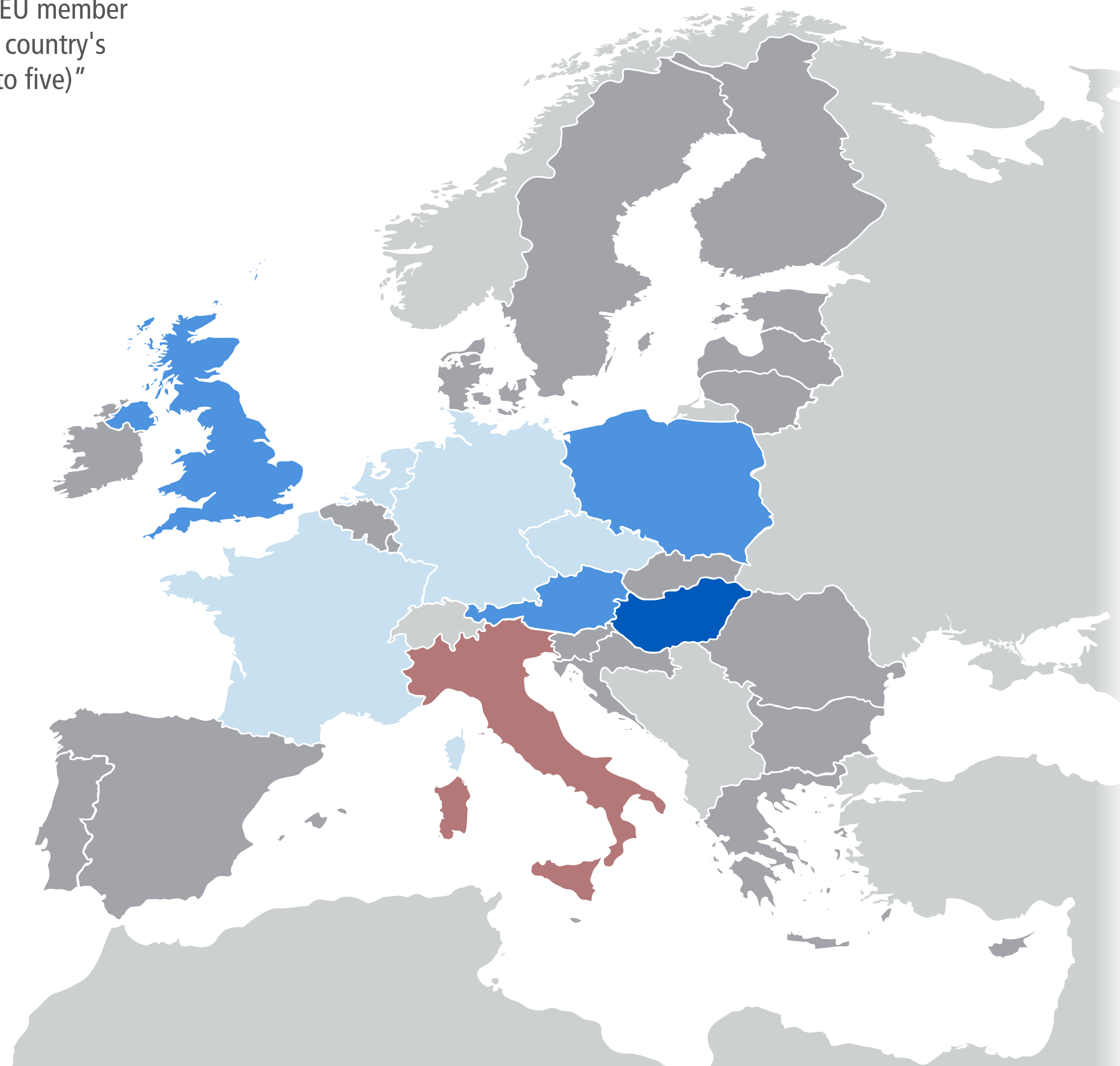
Most Contacted

Shared Interests

Most Responsive

**Most Disappointing**

Commitment to Deeper Integration



Of 152 votes by 49 respondents, Hungary received the most: 33

44%	Visegrád 4	Share of votes for group
41%	Big 6	
24%	Affluent 7	
24%	Founding 6	
13%	Southern 7	

22%	Hungary	Share of votes for country
14%	Poland	
13%	Austria	
10%	UK	
9%	Netherlands	
8%	France	
7%	Germany	
5%	Czech Rep.	
3%	Malta	
3%	Slovakia	
1%	Bulgaria	
1%	Cyprus	
1%	Finland	
1%	Greece	
1%	Lithuania	
1%	Spain	
1%	Sweden	

- Top %
- 10+ %
- 5-9 %
- 1-4 %

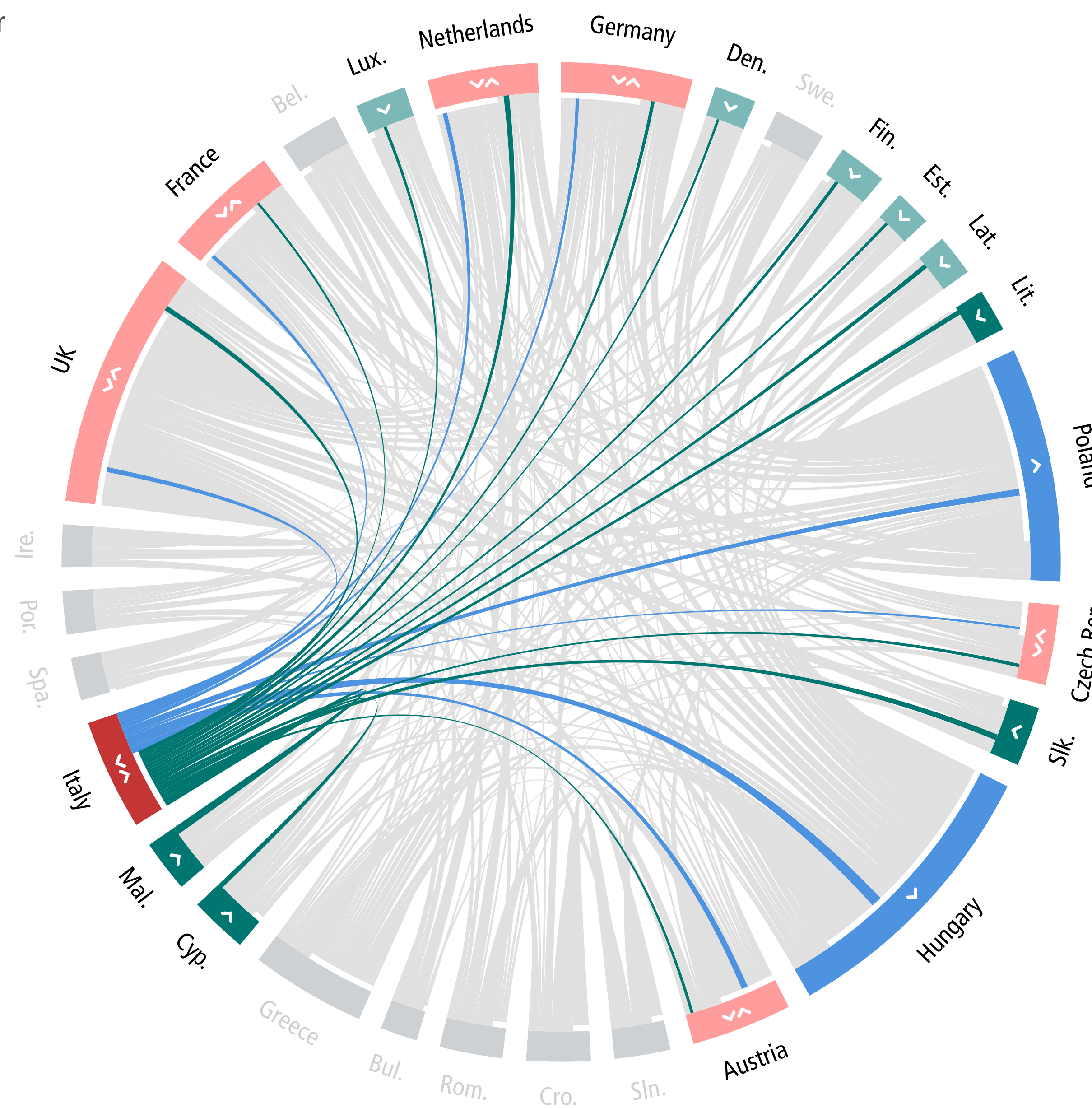
Rounded results. 0% shares not shown.

# Most Disappointing Votes for Italy by Italy Network

**Q4** "In the past two years, which EU member states have disappointed your country's government most? (select up to five)"

EU	<	○	Affluent Seven	<	>		
Big Six	<	>	Southern Seven	<	>		
Founding Six	<	>	Visegrád Four	<	>		
Austria	<	>	○	<b>Italy</b>	<	>	●
Belgium	<	>	○	Latvia	<	>	○
Bulgaria	<	>	○	Lithuania	<	>	○
Croatia	<	>	○	Luxembourg	<	>	○
Cyprus	<	>	○	Malta	<	>	○
Czech R.	<	>	○	Netherlands	<	>	○
Denmark	<	>	○	Poland	<	>	○
Estonia	<	>	○	Portugal	<	>	○
Finland	<	>	○	Romania	<	>	○
France	<	>	○	Slovakia	<	>	○
Germany	<	>	○	Slovenia	<	>	○
Greece	<	>	○	Spain	<	>	○
Hungary	<	>	○	Sweden	<	>	○
Ireland	<	>	○	UK	<	>	○

- Preferences Overview
- Most Contacted
- Shared Interests
- Most Responsive
- Most Disappointing**
- Commitment to Deeper Integration



**Shared votes**

stronger share	weaker share
Net 11%	Ita 9%
Ita 10%	UK 10%
Ita 13%	Aut 6%
Ita 7%	Ger 7%
Ita 8%	Fra 5%
Cze 7%	Ita 5%

**Lopsided votes**

Only sending to	Only receiving from
22%	16%
14%	12%
Hungary	Malta
Poland	Slovakia
	Cyprus
	Lithuania
	Latvia
	Finland
	Estonia
	Luxembourg
	Denmark

Rounded results. Shares below 5% not shown.



# Most Disappointing Votes for Latvia by Latvia Network

**Q4** "In the past two years, which EU member states have disappointed your country's government most? (select up to five)"

EU	<	○	Affluent Seven	<	>		
Big Six	<	>	Southern Seven	<	>		
Founding Six	<	>	Visegrád Four	<	>		
Austria	<	>	○	Italy	<	>	○
Belgium	<	>	○	<b>Latvia</b>	<	>	○
Bulgaria	<	>	○	Lithuania	<	>	○
Croatia	<	>	○	Luxembourg	<	>	○
Cyprus	<	>	○	Malta	<	>	○
Czech R.	<	>	○	Netherlands	<	>	○
Denmark	<	>	○	Poland	<	>	○
Estonia	<	>	○	Portugal	<	>	○
Finland	<	>	○	Romania	<	>	○
France	<	>	○	Slovakia	<	>	○
Germany	<	>	○	Slovenia	<	>	○
Greece	<	>	○	Spain	<	>	○
Hungary	<	>	○	Sweden	<	>	○
Ireland	<	>	○	UK	<	>	○

- Preferences Overview
- Most Contacted
- Shared Interests
- Most Responsive
- Most Disappointing**
- Commitment to Deeper Integration



Of 2248 votes by 730 respondents, Latvia received 4 (0.2%)

Share of votes by group

3% Lithuania  
1% Estonia

Share of votes by country

■ Top %  
■ 10+ %  
■ 5-9 %  
■ 1-4 %

Rounded results. 0% shares not shown.

# Most Disappointing Votes for Latvia by Latvia Network

Q4

“In the past two years, which EU member states have disappointed your country's government most? (select up to five)”

EU	<	○	Affluent Seven	<	>
Big Six	<	>	Southern Seven	<	>
Founding Six	<	>	Visegrád Four	<	>

Austria	<	>	○	Italy	<	>	○
Belgium	<	>	○	<b>Latvia</b>	<	>	○
Bulgaria	<	>	○	Lithuania	<	>	○
Croatia	<	>	○	Luxembourg	<	>	○
Cyprus	<	>	○	Malta	<	>	○
Czech R.	<	>	○	Netherlands	<	>	○
Denmark	<	>	○	Poland	<	>	○
Estonia	<	>	○	Portugal	<	>	○
Finland	<	>	○	Romania	<	>	○
France	<	>	○	Slovakia	<	>	○
Germany	<	>	○	Slovenia	<	>	○
Greece	<	>	○	Spain	<	>	○
Hungary	<	>	○	Sweden	<	>	○
Ireland	<	>	○	UK	<	>	○

Preferences Overview

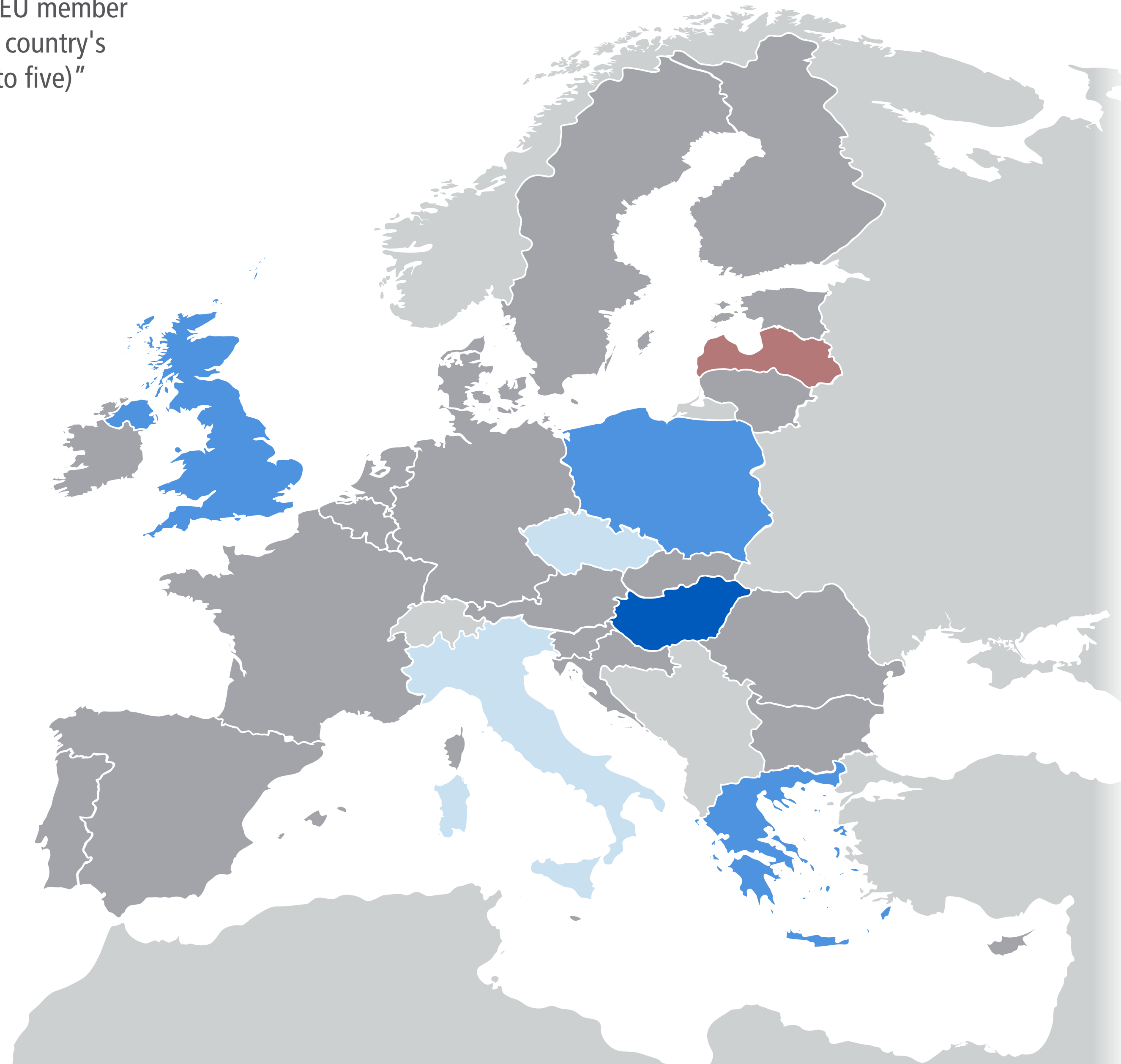
Most Contacted

Shared Interests

Most Responsive

**Most Disappointing**

Commitment to Deeper Integration



Of 56 votes by 16 respondents, Hungary received the most: 12

48%	Big 6	Share of votes for group
45%	Visegrád 4	
25%	Southern 7	
14%	Founding 6	
7%	Affluent 7	

21%	Hungary	Share of votes for country
18%	Poland	
16%	UK	
11%	Greece	
9%	Italy	
5%	Czech Rep.	
4%	Austria	
4%	Bulgaria	
4%	Germany	
2%	Cyprus	
2%	Luxembourg	
2%	Malta	
2%	Spain	
2%	Sweden	

■	Top %
■	10+ %
■	5-9 %
■	1-4 %

Rounded results. 0% shares not shown.



Latvia



EU28 Survey

Findings

Chapters

**Preferences**

Influence

Policies & Partners

ecfr.eu/eucoalitionexplorer

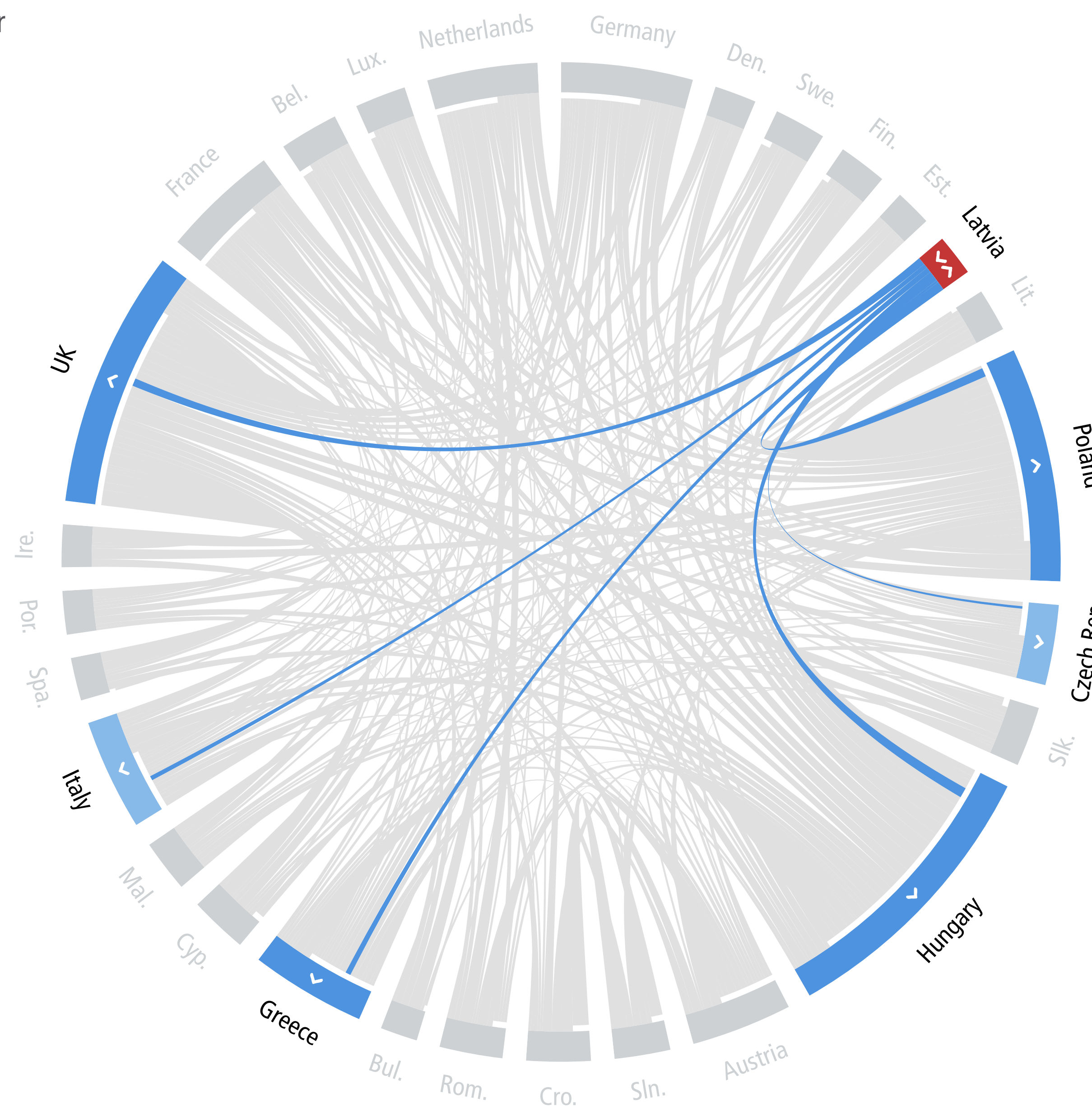


# Most Disappointing Votes for Latvia by Latvia Network

**Q4** "In the past two years, which EU member states have disappointed your country's government most? (select up to five)"

EU	<	○	Affluent Seven	<	>		
Big Six	<	>	Southern Seven	<	>		
Founding Six	<	>	Visegrád Four	<	>		
Austria	<	>	○	Italy	<	>	○
Belgium	<	>	○	<b>Latvia</b>	<	>	●
Bulgaria	<	>	○	Lithuania	<	>	○
Croatia	<	>	○	Luxembourg	<	>	○
Cyprus	<	>	○	Malta	<	>	○
Czech R.	<	>	○	Netherlands	<	>	○
Denmark	<	>	○	Poland	<	>	○
Estonia	<	>	○	Portugal	<	>	○
Finland	<	>	○	Romania	<	>	○
France	<	>	○	Slovakia	<	>	○
Germany	<	>	○	Slovenia	<	>	○
Greece	<	>	○	Spain	<	>	○
Hungary	<	>	○	Sweden	<	>	○
Ireland	<	>	○	UK	<	>	○

- Preferences Overview
- Most Contacted
- Shared Interests
- Most Responsive
- Most Disappointing**
- Commitment to Deeper Integration



**Lopsided votes**

- > Only sending to
- 21% Hungary
- 18% Poland
- 16% UK
- 11% Greece
- 9% Italy
- 5% Czech Rep.

Rounded results. Shares below 5% not shown.

# Most Disappointing Votes for Lithuania by Lithuania Network

**Q4** "In the past two years, which EU member states have disappointed your country's government most? (select up to five)"

EU	<	<input type="radio"/>	Affluent Seven	<	>		
Big Six	<	>	Southern Seven	<	>		
Founding Six	<	>	Visegrád Four	<	>		
Austria	<	>	<input type="radio"/>	Italy	<	>	<input type="radio"/>
Belgium	<	>	<input type="radio"/>	Latvia	<	>	<input type="radio"/>
Bulgaria	<	>	<input type="radio"/>	<b>Lithuania</b>	<	>	<input checked="" type="radio"/>
Croatia	<	>	<input type="radio"/>	Luxembourg	<	>	<input type="radio"/>
Cyprus	<	>	<input type="radio"/>	Malta	<	>	<input type="radio"/>
Czech R.	<	>	<input type="radio"/>	Netherlands	<	>	<input type="radio"/>
Denmark	<	>	<input type="radio"/>	Poland	<	>	<input type="radio"/>
Estonia	<	>	<input type="radio"/>	Portugal	<	>	<input type="radio"/>
Finland	<	>	<input type="radio"/>	Romania	<	>	<input type="radio"/>
France	<	>	<input type="radio"/>	Slovakia	<	>	<input type="radio"/>
Germany	<	>	<input type="radio"/>	Slovenia	<	>	<input type="radio"/>
Greece	<	>	<input type="radio"/>	Spain	<	>	<input type="radio"/>
Hungary	<	>	<input type="radio"/>	Sweden	<	>	<input type="radio"/>
Ireland	<	>	<input type="radio"/>	UK	<	>	<input type="radio"/>

- Preferences Overview
- Most Contacted
- Shared Interests
- Most Responsive
- Most Disappointing**
- Commitment to Deeper Integration



Of 2248 votes by 730 respondents, Lithuania received 8 (0.4%)

1% Southern 7  
Share of votes by group

6% Cyprus  
2% Slovenia  
1% Bulgaria  
1% Estonia  
1% France  
1% Italy  
1% Poland  
Share of votes by country

Top %  
10+ %  
5-9 %  
1-4 %

Rounded results. 0% shares not shown.



# Most Disappointing Votes for Lithuania by Lithuania Network

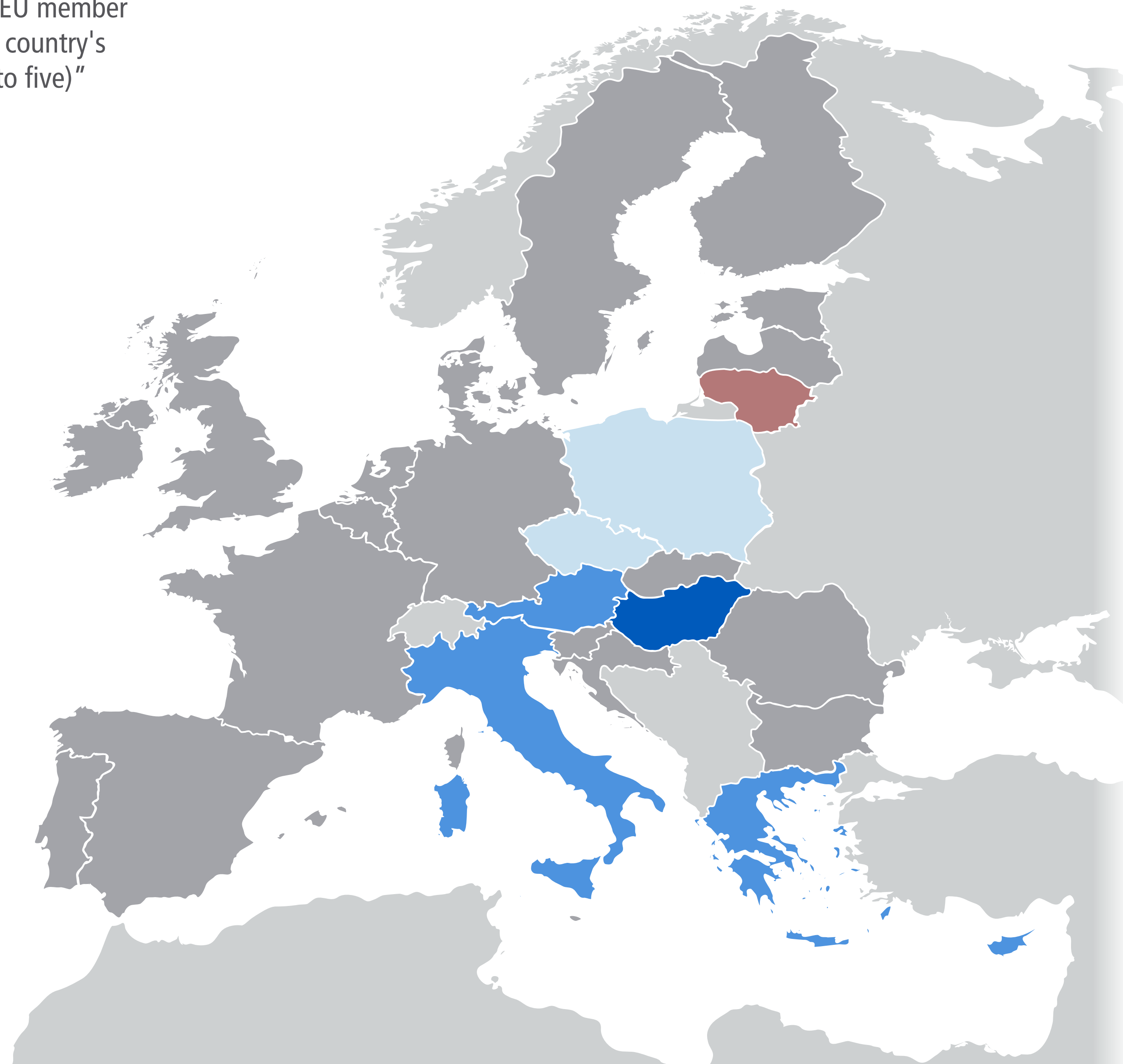
**Q4** "In the past two years, which EU member states have disappointed your country's government most? (select up to five)"

EU	<	○	Affluent Seven	<	>
Big Six	<	>	Southern Seven	<	>
Founding Six	<	>	Visegrád Four	<	>

---

Austria	<	>	○	Italy	<	>	○
Belgium	<	>	○	Latvia	<	>	○
Bulgaria	<	>	○	<b>Lithuania</b>	<	>	○
Croatia	<	>	○	Luxembourg	<	>	○
Cyprus	<	>	○	Malta	<	>	○
Czech R.	<	>	○	Netherlands	<	>	○
Denmark	<	>	○	Poland	<	>	○
Estonia	<	>	○	Portugal	<	>	○
Finland	<	>	○	Romania	<	>	○
France	<	>	○	Slovakia	<	>	○
Germany	<	>	○	Slovenia	<	>	○
Greece	<	>	○	Spain	<	>	○
Hungary	<	>	○	Sweden	<	>	○
Ireland	<	>	○	UK	<	>	○

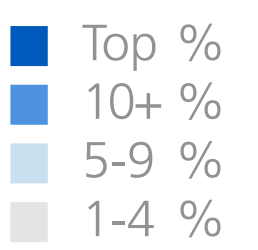
- Preferences Overview
- Most Contacted
- Shared Interests
- Most Responsive
- Most Disappointing**
- Commitment to Deeper Integration



Of 88 votes by 24 respondents, Hungary received the most: 16

39%	Southern 7	Share of votes for group
34%	Visegrád 4	
25%	Big 6	
19%	Founding 6	
14%	Affluent 7	

18%	Hungary	Share of votes for country
13%	Cyprus	
11%	Greece	
10%	Austria	
10%	Italy	
9%	Czech Rep.	
6%	Poland	
3%	France	
3%	Latvia	
3%	Netherlands	
3%	UK	
2%	Estonia	
2%	Germany	
2%	Slovenia	
1%	Malta	
1%	Slovakia	



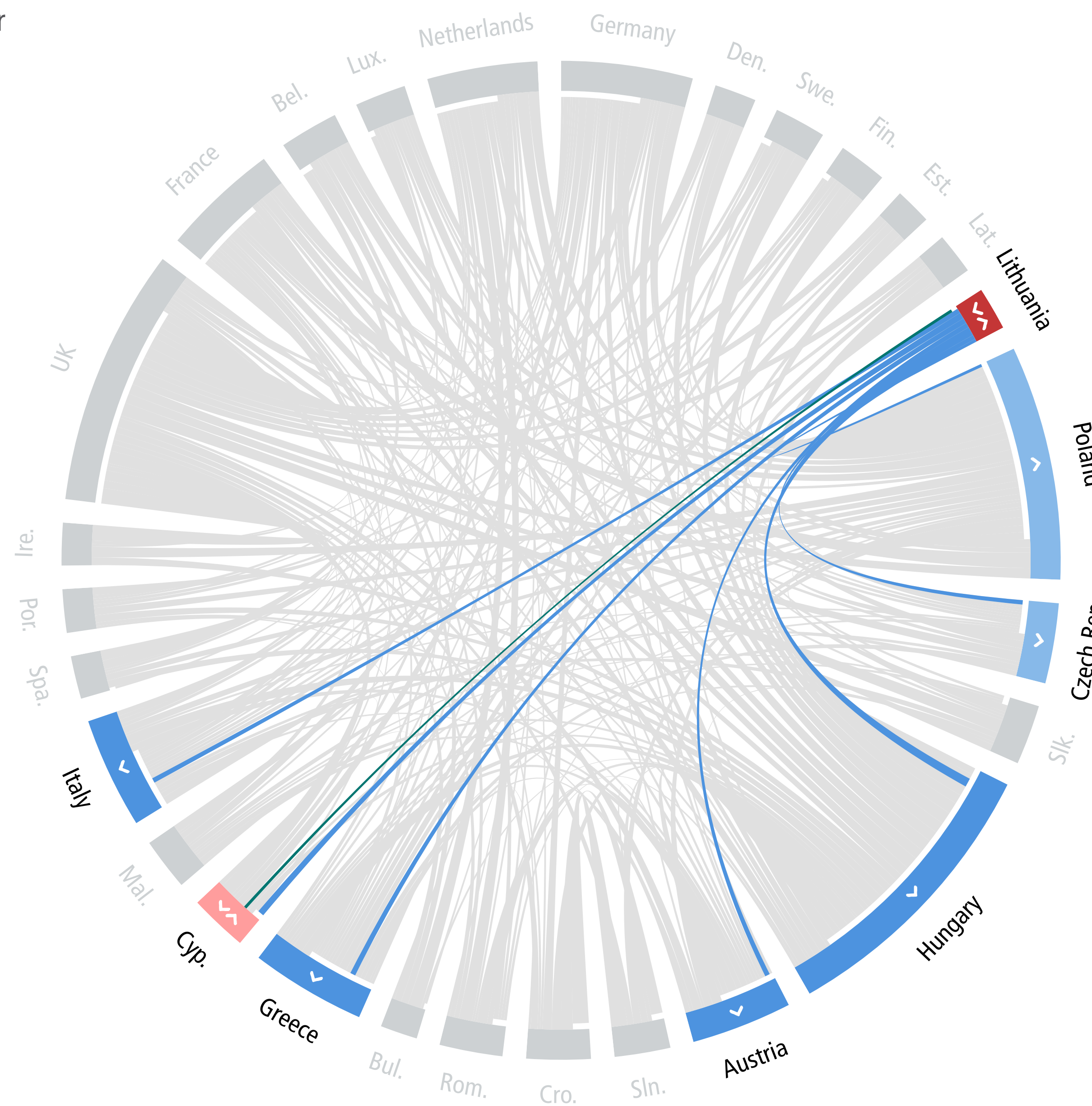
Rounded results. 0% shares not shown.

# Most Disappointing Votes for Lithuania by Lithuania Network

**Q4** "In the past two years, which EU member states have disappointed your country's government most? (select up to five)"

EU	<	○	Affluent Seven	<	>
Big Six	<	>	Southern Seven	<	>
Founding Six	<	>	Visegrád Four	<	>
Austria	<	>	Italy	<	>
Belgium	<	>	Latvia	<	>
Bulgaria	<	>	<b>Lithuania</b>	<	>
Croatia	<	>	Luxembourg	<	>
Cyprus	<	>	Malta	<	>
Czech R.	<	>	Netherlands	<	>
Denmark	<	>	Poland	<	>
Estonia	<	>	Portugal	<	>
Finland	<	>	Romania	<	>
France	<	>	Slovakia	<	>
Germany	<	>	Slovenia	<	>
Greece	<	>	Spain	<	>
Hungary	<	>	Sweden	<	>
Ireland	<	>	UK	<	>

- Preferences Overview
- Most Contacted
- Shared Interests
- Most Responsive
- Most Disappointing**
- Commitment to Deeper Integration



Shared votes  
 stronger share weaker share  
 Lit 13% Cyp 6%

Lopsided votes  
 Only sending to  
 18% Hungary  
 11% Greece  
 10% Austria  
 10% Italy  
 9% Czech Rep.  
 6% Poland

Rounded results. Shares below 5% not shown.



# Most Disappointing Votes for Luxembourg by Luxembourg Network

**Q4** "In the past two years, which EU member states have disappointed your country's government most? (select up to five)"

EU	<	<input type="radio"/>	Affluent Seven	<	>
Big Six	<	>	Southern Seven	<	>
Founding Six	<	>	Visegrád Four	<	>

---

Austria	<	>	<input type="radio"/>	Italy	<	>	<input type="radio"/>
Belgium	<	>	<input type="radio"/>	Latvia	<	>	<input type="radio"/>
Bulgaria	<	>	<input type="radio"/>	Lithuania	<	>	<input type="radio"/>
Croatia	<	>	<input type="radio"/>	<b>Luxembourg</b>	<	>	<input checked="" type="radio"/>
Cyprus	<	>	<input type="radio"/>	Malta	<	>	<input type="radio"/>
Czech R.	<	>	<input type="radio"/>	Netherlands	<	>	<input type="radio"/>
Denmark	<	>	<input type="radio"/>	Poland	<	>	<input type="radio"/>
Estonia	<	>	<input type="radio"/>	Portugal	<	>	<input type="radio"/>
Finland	<	>	<input type="radio"/>	Romania	<	>	<input type="radio"/>
France	<	>	<input type="radio"/>	Slovakia	<	>	<input type="radio"/>
Germany	<	>	<input type="radio"/>	Slovenia	<	>	<input type="radio"/>
Greece	<	>	<input type="radio"/>	Spain	<	>	<input type="radio"/>
Hungary	<	>	<input type="radio"/>	Sweden	<	>	<input type="radio"/>
Ireland	<	>	<input type="radio"/>	UK	<	>	<input type="radio"/>

- Preferences Overview
- Most Contacted
- Shared Interests
- Most Responsive
- Most Disappointing**
- Commitment to Deeper Integration



Of 2248 votes by 730 respondents, Luxembourg received 14 (0.6%)

4%  Visegrád 4 Share of votes by group

11%  Hungary Share of votes by country  
 3%  Czech Rep.  
 2%  Latvia  
 2%  Romania  
 1%  France  
 1%  Poland

■ Top %  
 ■ 10+ %  
 ■ 5-9 %  
 ■ 1-4 %

Rounded results. 0% shares not shown.

# Most Disappointing Votes for Luxembourg by Luxembourg Network

**Q4** "In the past two years, which EU member states have disappointed your country's government most? (select up to five)"

- EU  Affluent Seven
- Big Six  Southern Seven
- Founding Six  Visegrád Four

- |                                |  |
|--------------------------------|--|
| Austria <input type="radio"/>  | Italy <input type="radio"/>                        |
| Belgium <input type="radio"/>  | Latvia <input type="radio"/>                       |
| Bulgaria <input type="radio"/> | Lithuania <input type="radio"/>                    |
| Croatia <input type="radio"/>  | <b>Luxembourg <input checked="" type="radio"/></b> |
| Cyprus <input type="radio"/>   | Malta <input type="radio"/>                        |
| Czech R. <input type="radio"/> | Netherlands <input type="radio"/>                  |
| Denmark <input type="radio"/>  | Poland <input type="radio"/>                       |
| Estonia <input type="radio"/>  | Portugal <input type="radio"/>                     |
| Finland <input type="radio"/>  | Romania <input type="radio"/>                      |
| France <input type="radio"/>   | Slovakia <input type="radio"/>                     |
| Germany <input type="radio"/>  | Slovenia <input type="radio"/>                     |
| Greece <input type="radio"/>   | Spain <input type="radio"/>                        |
| Hungary <input type="radio"/>  | Sweden <input type="radio"/>                       |
| Ireland <input type="radio"/>  | UK <input type="radio"/>                           |

Preferences Overview

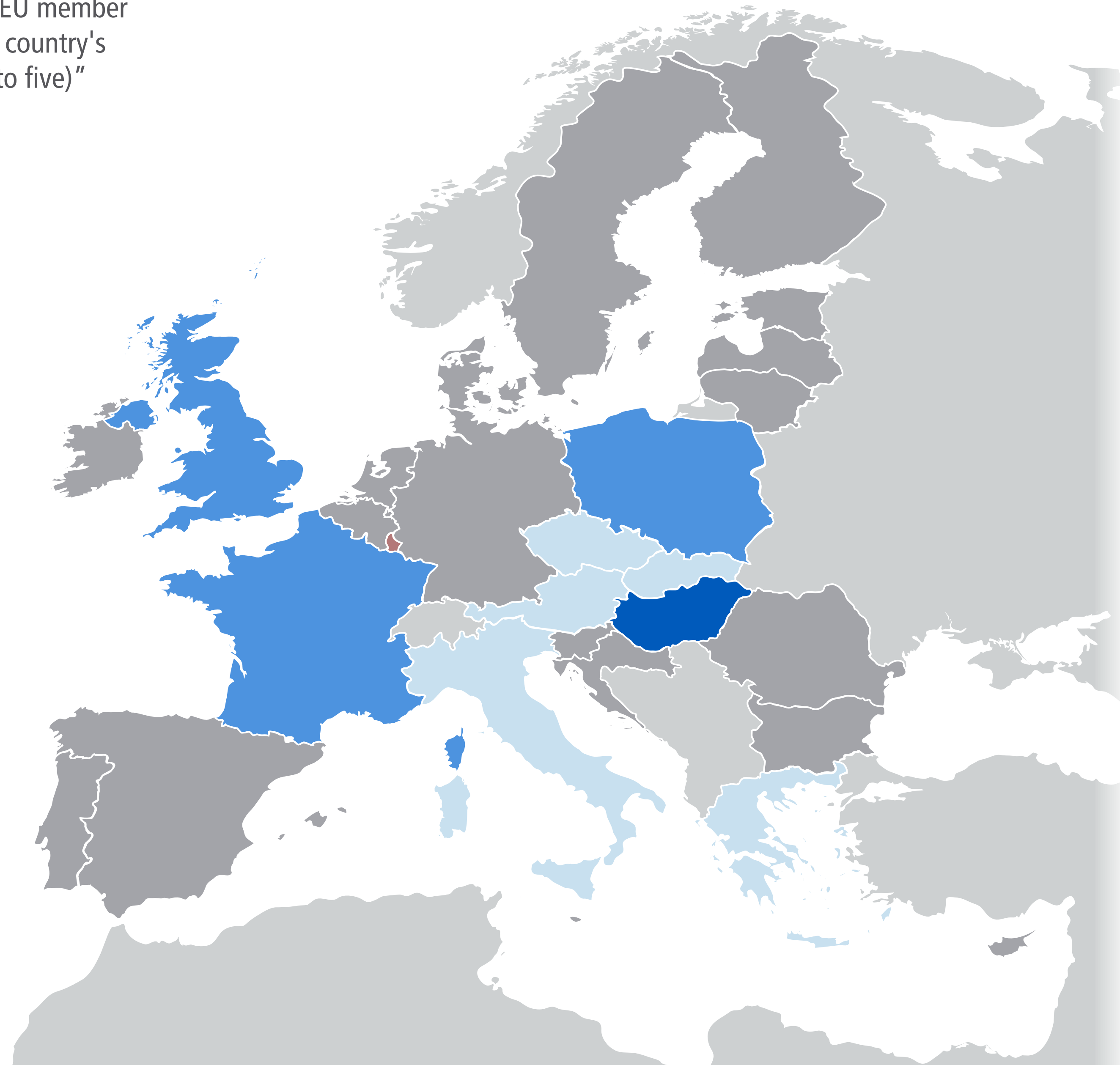
Most Contacted

Shared Interests

Most Responsive

**Most Disappointing**

Commitment to Deeper Integration



Of 52 votes by 15 respondents, Hungary received the most: 11

48%	Visegrád 4	Share of votes for group
44%	Big 6	
27%	Southern 7	
19%	Founding 6	
12%	Affluent 7	

21%	Hungary	Share of votes for country
15%	Poland	
12%	UK	
10%	France	
6%	Austria	
6%	Czech Rep.	
6%	Greece	
6%	Italy	
6%	Slovakia	
4%	Malta	
4%	Netherlands	
2%	Denmark	
2%	Romania	
2%	Spain	

- Top %
- 10+ %
- 5-9 %
- 1-4 %

Rounded results. 0% shares not shown.

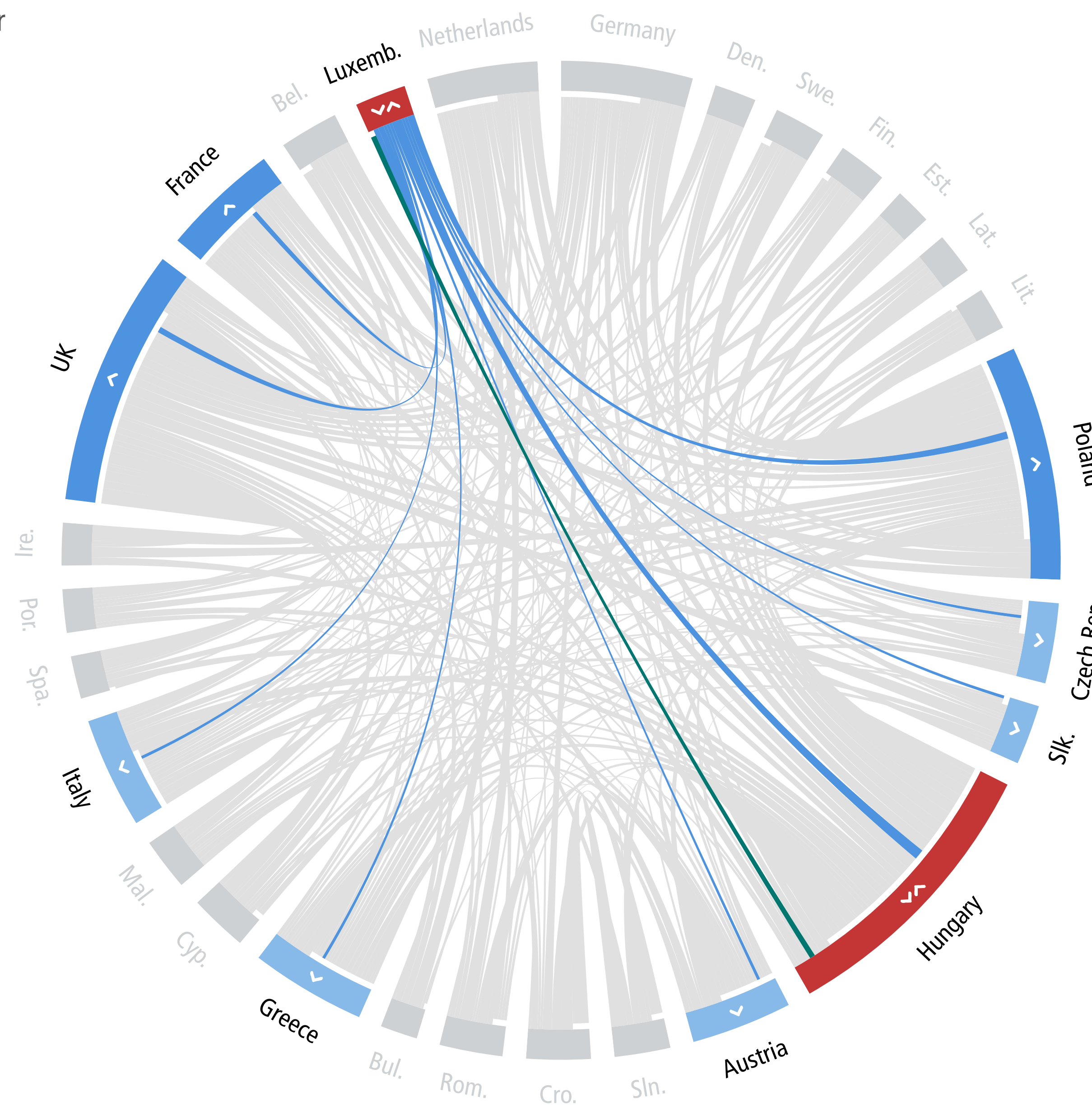


# Most Disappointing Votes for Luxembourg by Luxembourg Network

**Q4** "In the past two years, which EU member states have disappointed your country's government most? (select up to five)"

EU	<	○	Affluent Seven	<	>		
Big Six	<	>	Southern Seven	<	>		
Founding Six	<	>	Visegrád Four	<	>		
Austria	<	>	○	Italy	<	>	○
Belgium	<	>	○	Latvia	<	>	○
Bulgaria	<	>	○	Lithuania	<	>	○
Croatia	<	>	○	<b>Luxembourg</b>	<	>	●
Cyprus	<	>	○	Malta	<	>	○
Czech R.	<	>	○	Netherlands	<	>	○
Denmark	<	>	○	Poland	<	>	○
Estonia	<	>	○	Portugal	<	>	○
Finland	<	>	○	Romania	<	>	○
France	<	>	○	Slovakia	<	>	○
Germany	<	>	○	Slovenia	<	>	○
Greece	<	>	○	Spain	<	>	○
Hungary	<	>	○	Sweden	<	>	○
Ireland	<	>	○	UK	<	>	○

- Preferences Overview
- Most Contacted
- Shared Interests
- Most Responsive
- Most Disappointing**
- Commitment to Deeper Integration



Shared votes  
 stronger share weaker share  
 Lux 21% Hun11%

Lopsided votes  
 Only sending to  
 15% Poland  
 12% UK  
 10% France  
 6% Austria  
 6% Czech Rep.  
 6% Greece  
 6% Italy  
 6% Slovakia

Rounded results. Shares below 5% not shown.

# Most Disappointing Votes for Malta by Malta Network

Q4

“In the past two years, which EU member states have disappointed your country's government most? (select up to five)”

EU	<	<input type="radio"/>	Affluent Seven	<	>		
Big Six	<	>	Southern Seven	<	>		
Founding Six	<	>	Visegrád Four	<	>		
Austria	<	>	<input type="radio"/>	Italy	<	>	<input type="radio"/>
Belgium	<	>	<input type="radio"/>	Latvia	<	>	<input type="radio"/>
Bulgaria	<	>	<input type="radio"/>	Lithuania	<	>	<input type="radio"/>
Croatia	<	>	<input type="radio"/>	Luxembourg	<	>	<input type="radio"/>
Cyprus	<	>	<input type="radio"/>	<b>Malta</b>	<	>	<input checked="" type="radio"/>
Czech R.	<	>	<input type="radio"/>	Netherlands	<	>	<input type="radio"/>
Denmark	<	>	<input type="radio"/>	Poland	<	>	<input type="radio"/>
Estonia	<	>	<input type="radio"/>	Portugal	<	>	<input type="radio"/>
Finland	<	>	<input type="radio"/>	Romania	<	>	<input type="radio"/>
France	<	>	<input type="radio"/>	Slovakia	<	>	<input type="radio"/>
Germany	<	>	<input type="radio"/>	Slovenia	<	>	<input type="radio"/>
Greece	<	>	<input type="radio"/>	Spain	<	>	<input type="radio"/>
Hungary	<	>	<input type="radio"/>	Sweden	<	>	<input type="radio"/>
Ireland	<	>	<input type="radio"/>	UK	<	>	<input type="radio"/>

Preferences Overview

Most Contacted

Shared Interests

Most Responsive

**Most Disappointing**

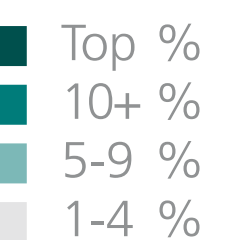
Commitment to Deeper Integration



Of 2248 votes by 730 respondents, Malta received 19 (0.8%)

2%	Founding 6	Share of votes by group
1%	Affluent 7	
1%	Big 6	
1%	Southern 7	

4%	Luxembourg	Share of votes by country
3%	Croatia	
3%	Italy	
2%	France	
2%	Germany	
2%	Latvia	
2%	Portugal	
1%	Finland	
1%	Lithuania	
1%	UK	



Rounded results. 0% shares not shown.



Malta



EU28 Survey

Findings

Chapters

**Preferences**

Influence

Policies & Partners

ecfr.eu/eucoalitionexplorer



# Most Disappointing Votes for Malta by Malta Network

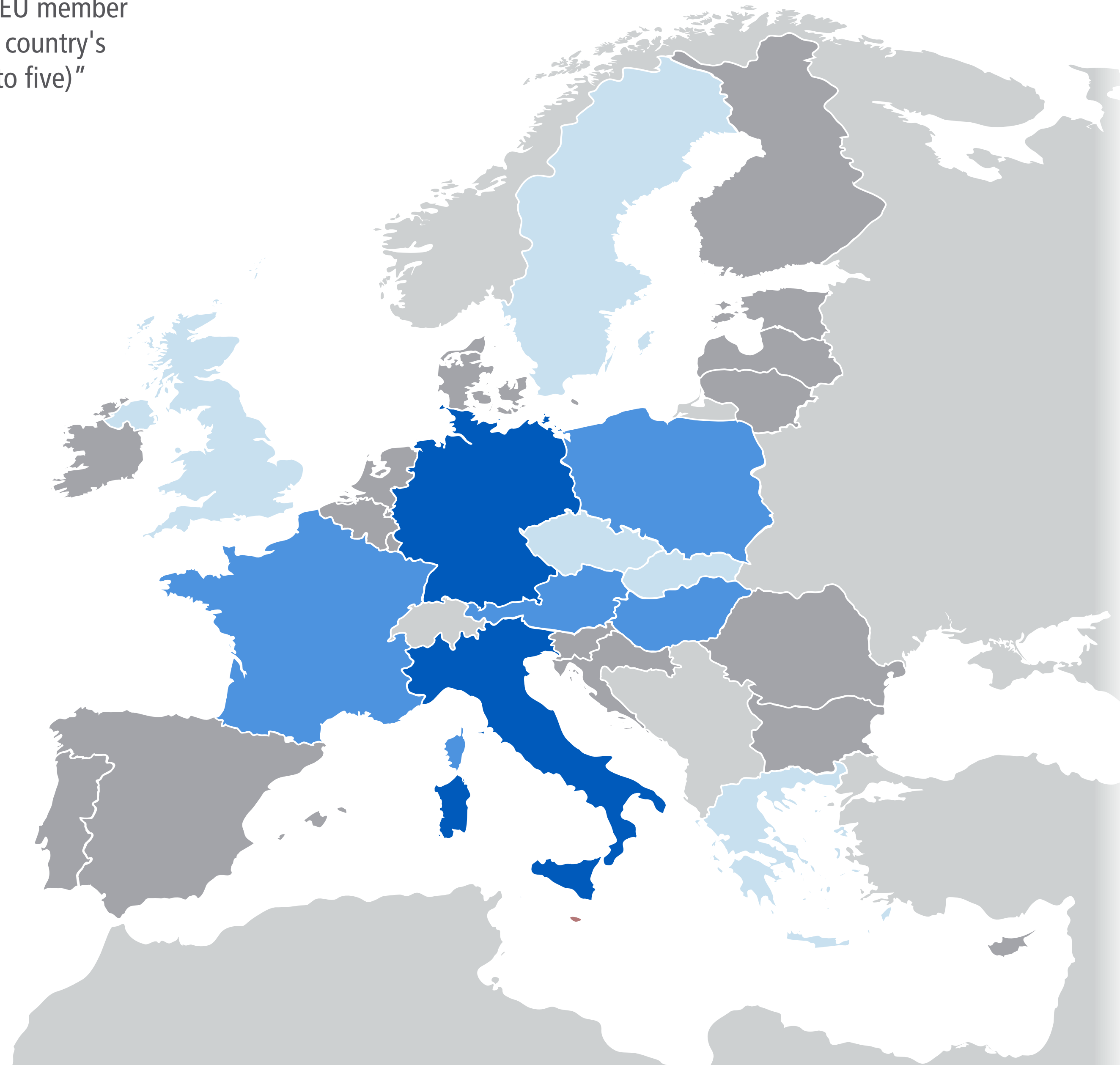
**Q4** "In the past two years, which EU member states have disappointed your country's government most? (select up to five)"

EU	<	<input type="radio"/>	Affluent Seven	<	>
Big Six	<	>	Southern Seven	<	>
Founding Six	<	>	Visegrád Four	<	>

---

Austria	<	>	<input type="radio"/>	Italy	<	>	<input type="radio"/>
Belgium	<	>	<input type="radio"/>	Latvia	<	>	<input type="radio"/>
Bulgaria	<	>	<input type="radio"/>	Lithuania	<	>	<input type="radio"/>
Croatia	<	>	<input type="radio"/>	Luxembourg	<	>	<input type="radio"/>
Cyprus	<	>	<input type="radio"/>	<b>Malta</b>	<	>	<input checked="" type="radio"/>
Czech R.	<	>	<input type="radio"/>	Netherlands	<	>	<input type="radio"/>
Denmark	<	>	<input type="radio"/>	Poland	<	>	<input type="radio"/>
Estonia	<	>	<input type="radio"/>	Portugal	<	>	<input type="radio"/>
Finland	<	>	<input type="radio"/>	Romania	<	>	<input type="radio"/>
France	<	>	<input type="radio"/>	Slovakia	<	>	<input type="radio"/>
Germany	<	>	<input type="radio"/>	Slovenia	<	>	<input type="radio"/>
Greece	<	>	<input type="radio"/>	Spain	<	>	<input type="radio"/>
Hungary	<	>	<input type="radio"/>	Sweden	<	>	<input type="radio"/>
Ireland	<	>	<input type="radio"/>	UK	<	>	<input type="radio"/>

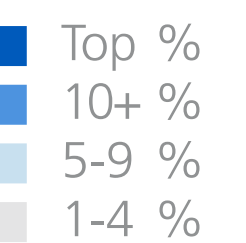
- Preferences Overview
- Most Contacted
- Shared Interests
- Most Responsive
- Most Disappointing**
- Commitment to Deeper Integration



Of 19 votes by 10 respondents, Germany received the most: 3

58%	Big 6	Share of votes for group
42%	Founding 6	
32%	Southern 7	
32%	Visegrád 4	
16%	Affluent 7	

16%	Germany	Share of votes for country
16%	Italy	
11%	Austria	
11%	France	
11%	Hungary	
11%	Poland	
5%	Czech Rep.	
5%	Greece	
5%	Slovakia	
5%	Sweden	
5%	UK	



Rounded results. 0% shares not shown.

# Most Disappointing Votes for Malta by Malta Network

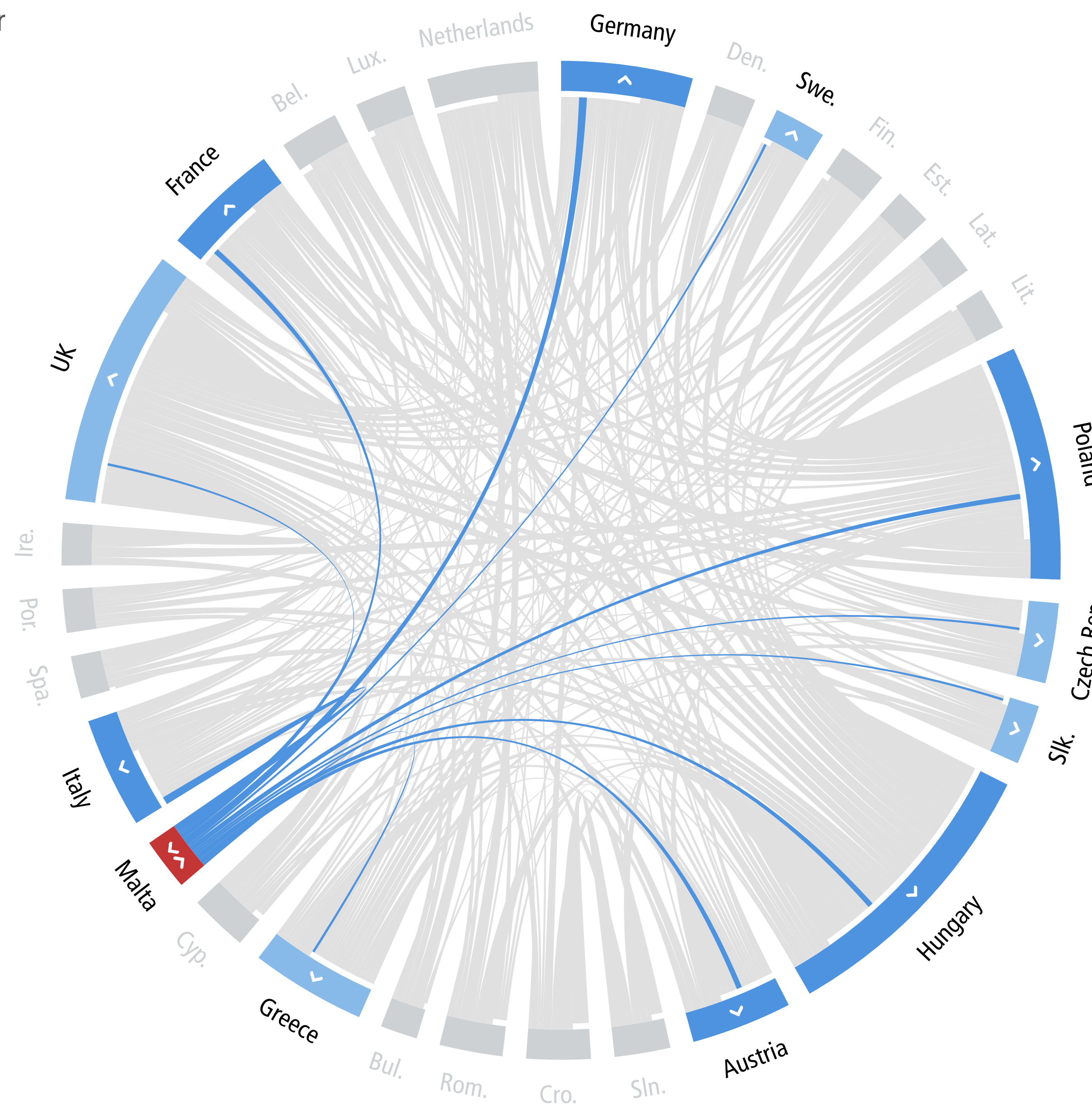
**Q4** "In the past two years, which EU member states have disappointed your country's government most? (select up to five)"

EU	<	○	Affluent Seven	<	>
Big Six	<	>	Southern Seven	<	>
Founding Six	<	>	Visegrád Four	<	>

Austria	<	>	○	Italy	<	>	○
Belgium	<	>	○	Latvia	<	>	○
Bulgaria	<	>	○	Lithuania	<	>	○
Croatia	<	>	○	Luxembourg	<	>	○
Cyprus	<	>	○	<b>Malta</b>	<	>	●
Czech R.	<	>	○	Netherlands	<	>	○
Denmark	<	>	○	Poland	<	>	○
Estonia	<	>	○	Portugal	<	>	○
Finland	<	>	○	Romania	<	>	○
France	<	>	○	Slovakia	<	>	○
Germany	<	>	○	Slovenia	<	>	○
Greece	<	>	○	Spain	<	>	○
Hungary	<	>	○	Sweden	<	>	○
Ireland	<	>	○	UK	<	>	○

- Preferences Overview
- Most Contacted
- Shared Interests
- Most Responsive
- Most Disappointing**
- Commitment to Deeper Integration



**Lopsided votes**

>	Only sending to
16%	Germany
16%	Italy
11%	Austria
11%	France
11%	Hungary
11%	Poland
5%	Czech Rep.
5%	Greece
5%	Slovakia
5%	Sweden
5%	UK

Rounded results. Shares below 5% not shown.



# Most Disappointing Votes for Netherlands by Netherlands Network

**Q4** "In the past two years, which EU member states have disappointed your country's government most? (select up to five)"

Of 2248 votes by 730 respondents, Netherlands received 121 (5.4%)

- EU  Affluent Seven
- Big Six  Southern Seven
- Founding Six  Visegrád Four

- |                                |   |
|--------------------------------|---|
| Austria <input type="radio"/>  | Italy <input type="radio"/>                         |
| Belgium <input type="radio"/>  | Latvia <input type="radio"/>                        |
| Bulgaria <input type="radio"/> | Lithuania <input type="radio"/>                     |
| Croatia <input type="radio"/>  | Luxembourg <input type="radio"/>                    |
| Cyprus <input type="radio"/>   | Malta <input type="radio"/>                         |
| Czech R. <input type="radio"/> | <b>Netherlands</b> <input checked="" type="radio"/> |
| Denmark <input type="radio"/>  | Poland <input type="radio"/>                        |
| Estonia <input type="radio"/>  | Portugal <input type="radio"/>                      |
| Finland <input type="radio"/>  | Romania <input type="radio"/>                       |
| France <input type="radio"/>   | Slovakia <input type="radio"/>                      |
| Germany <input type="radio"/>  | Slovenia <input type="radio"/>                      |
| Greece <input type="radio"/>   | Spain <input type="radio"/>                         |
| Hungary <input type="radio"/>  | Sweden <input type="radio"/>                        |
| Ireland <input type="radio"/>  | UK <input type="radio"/>                            |

Preferences Overview

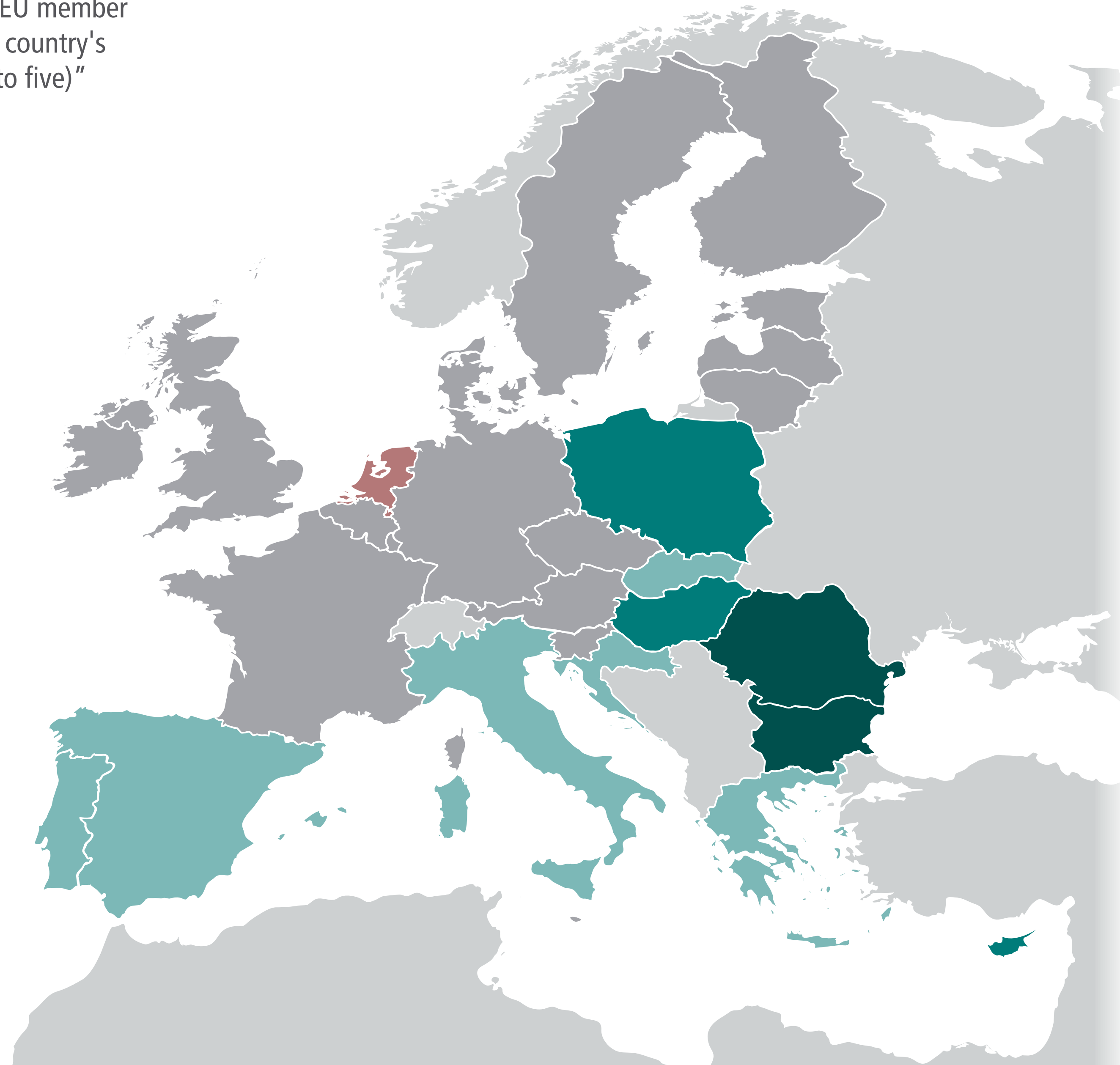
Most Contacted

Shared Interests

Most Responsive

**Most Disappointing**

Commitment to Deeper Integration



- Share of votes by group
- 8% Visegrád 4
  - 6% Southern 7
  - 5% Big 6
  - 3% Founding 6
  - 1% Affluent 7

- Share of votes by country
- 27% Bulgaria
  - 27% Romania
  - 14% Hungary
  - 10% Cyprus
  - 10% Poland
  - 9% Italy
  - 8% Greece
  - 7% Portugal
  - 6% Slovakia
  - 5% Croatia
  - 5% Spain
  - 4% Luxembourg
  - 3% Belgium
  - 3% France
  - 3% Lithuania
  - 2% Austria
  - 2% UK

- Top %
- 10+ %
- 5-9 %
- 1-4 %

Rounded results. 0% shares not shown.

# Most Disappointing Votes for Netherlands by Netherlands Network

**Q4** "In the past two years, which EU member states have disappointed your country's government most? (select up to five)"

- EU  Affluent Seven
- Big Six  Southern Seven
- Founding Six  Visegrád Four

- |                                |   |
|--------------------------------|---|
| Austria <input type="radio"/>  | Italy <input type="radio"/>                         |
| Belgium <input type="radio"/>  | Latvia <input type="radio"/>                        |
| Bulgaria <input type="radio"/> | Lithuania <input type="radio"/>                     |
| Croatia <input type="radio"/>  | Luxembourg <input type="radio"/>                    |
| Cyprus <input type="radio"/>   | Malta <input type="radio"/>                         |
| Czech R. <input type="radio"/> | <b>Netherlands</b> <input checked="" type="radio"/> |
| Denmark <input type="radio"/>  | Poland <input type="radio"/>                        |
| Estonia <input type="radio"/>  | Portugal <input type="radio"/>                      |
| Finland <input type="radio"/>  | Romania <input type="radio"/>                       |
| France <input type="radio"/>   | Slovakia <input type="radio"/>                      |
| Germany <input type="radio"/>  | Slovenia <input type="radio"/>                      |
| Greece <input type="radio"/>   | Spain <input type="radio"/>                         |
| Hungary <input type="radio"/>  | Sweden <input type="radio"/>                        |
| Ireland <input type="radio"/>  | UK <input type="radio"/>                            |

Preferences Overview

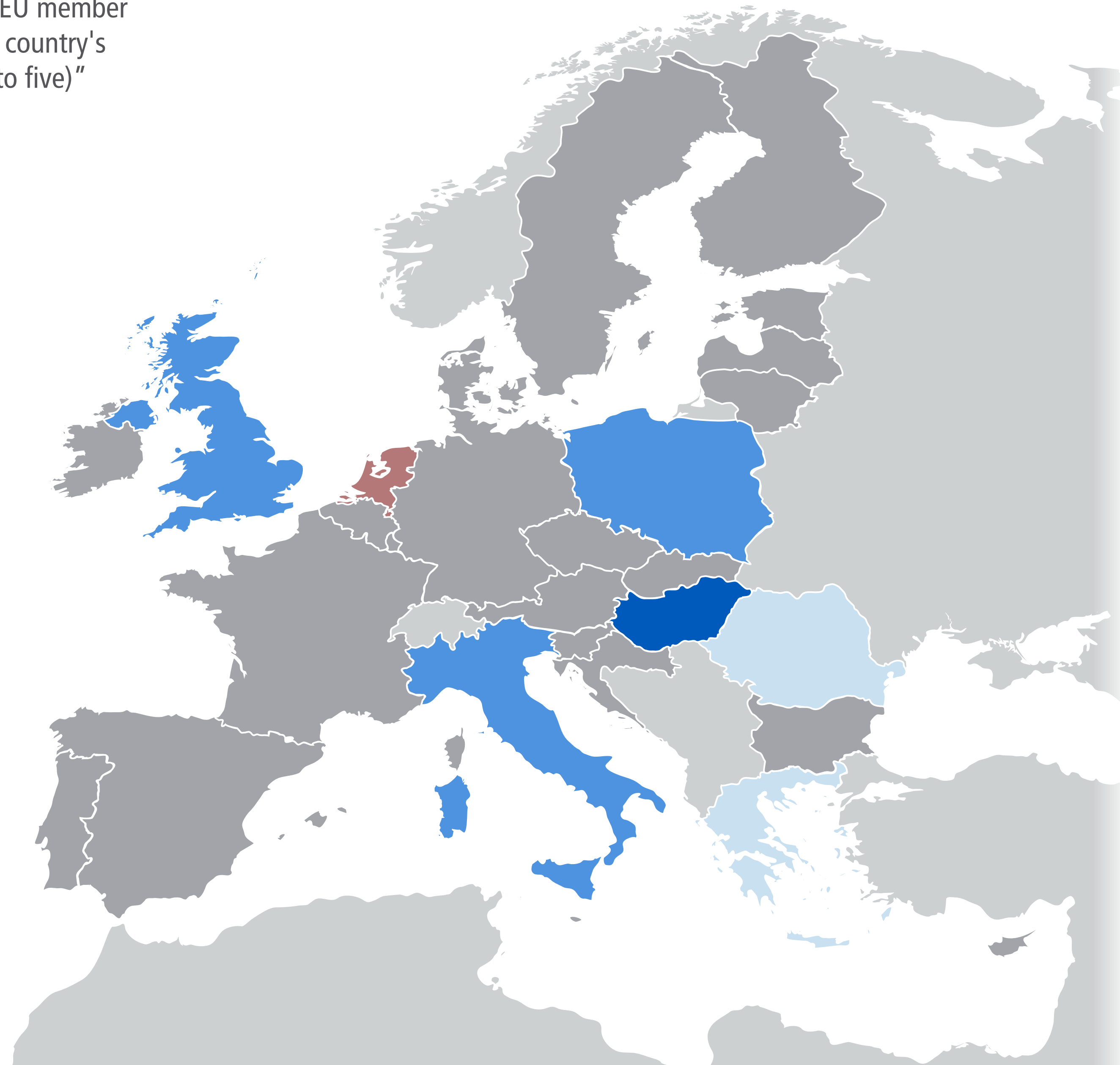
Most Contacted

Shared Interests

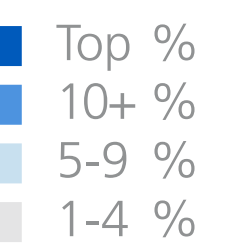
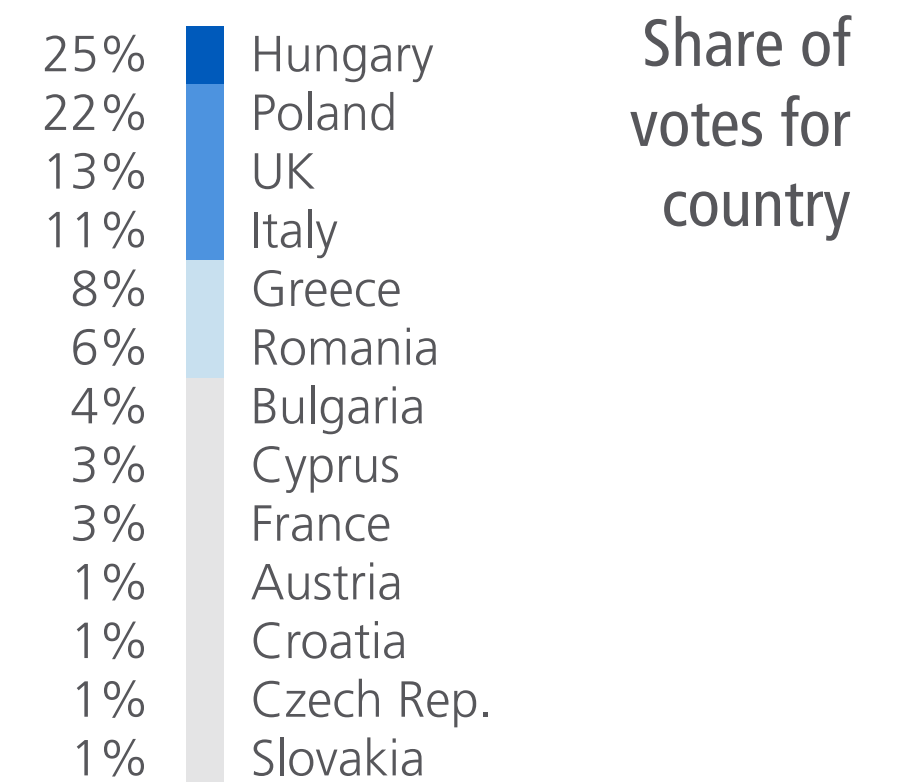
Most Responsive

**Most Disappointing**

Commitment to Deeper Integration



Of 95 votes by 27 respondents, Hungary received the most: 24



Rounded results. 0% shares not shown.

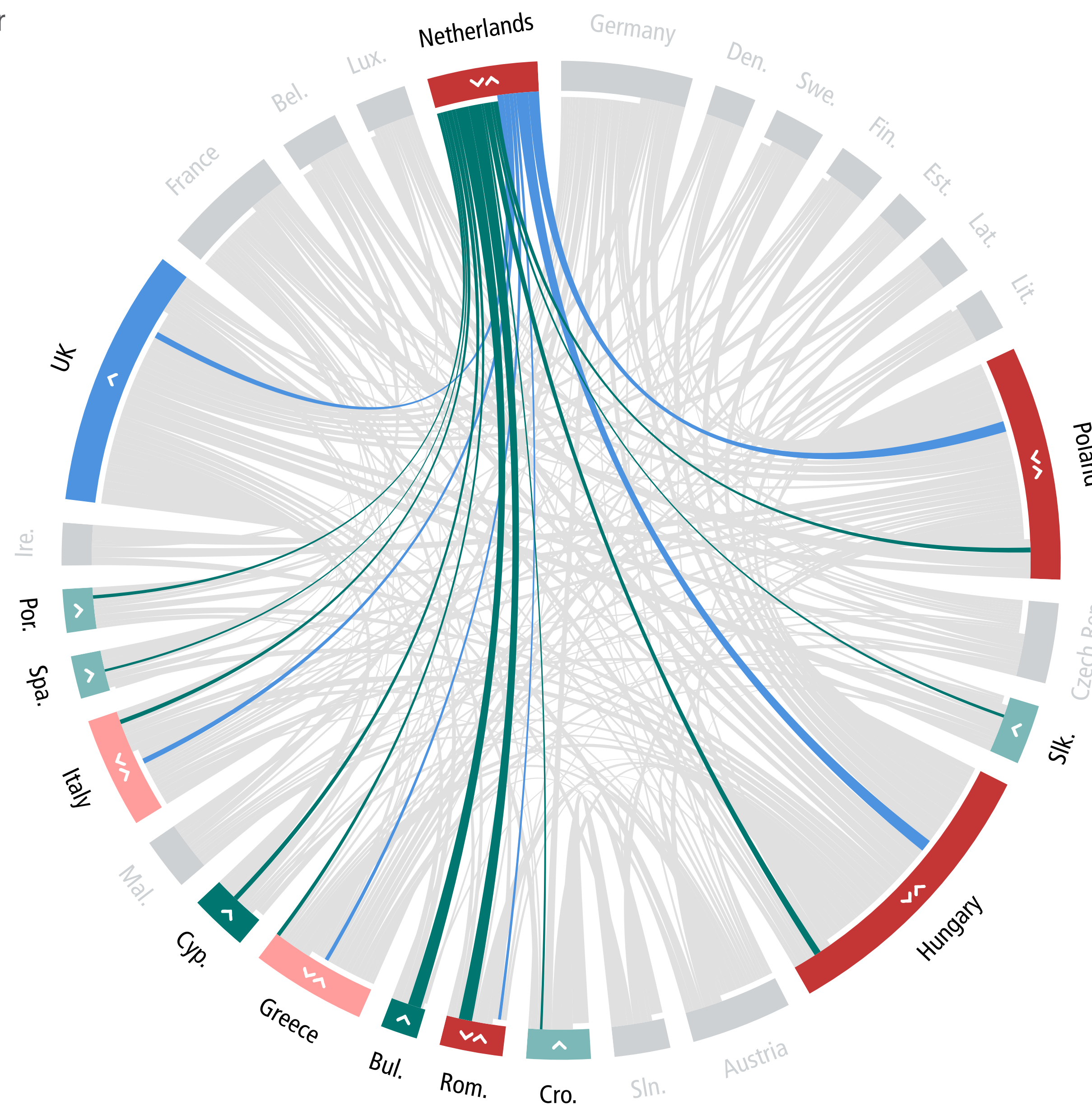


# Most Disappointing Votes for Netherlands by Netherlands Network

**Q4** "In the past two years, which EU member states have disappointed your country's government most? (select up to five)"

EU	<	○	Affluent Seven	<	>		
Big Six	<	>	Southern Seven	<	>		
Founding Six	<	>	Visegrád Four	<	>		
Austria	<	>	○	Italy	<	>	○
Belgium	<	>	○	Latvia	<	>	○
Bulgaria	<	>	○	Lithuania	<	>	○
Croatia	<	>	○	Luxembourg	<	>	○
Cyprus	<	>	○	Malta	<	>	○
Czech R.	<	>	○	<b>Netherlands</b>	<	>	●
Denmark	<	>	○	Poland	<	>	○
Estonia	<	>	○	Portugal	<	>	○
Finland	<	>	○	Romania	<	>	○
France	<	>	○	Slovakia	<	>	○
Germany	<	>	○	Slovenia	<	>	○
Greece	<	>	○	Spain	<	>	○
Hungary	<	>	○	Sweden	<	>	○
Ireland	<	>	○	UK	<	>	○

- Preferences Overview
- Most Contacted
- Shared Interests
- Most Responsive
- Most Disappointing**
- Commitment to Deeper Integration



**Shared votes**

<b>stronger share</b>	<b>weaker share</b>
Net 25%	Hun 14%
Rom 27%	Net 6%
Net 22%	Pol 10%
Net 11%	Ita 9%
Net 8%	Gre 8%

**Lopsided votes**

- > Only sending to**  
13% UK
- < Only receiving from**  
27% Bulgaria  
10% Cyprus  
7% Portugal  
6% Slovakia  
5% Croatia  
5% Spain

Rounded results. Shares below 5% not shown.

# Most Disappointing Votes for Poland by Poland Network

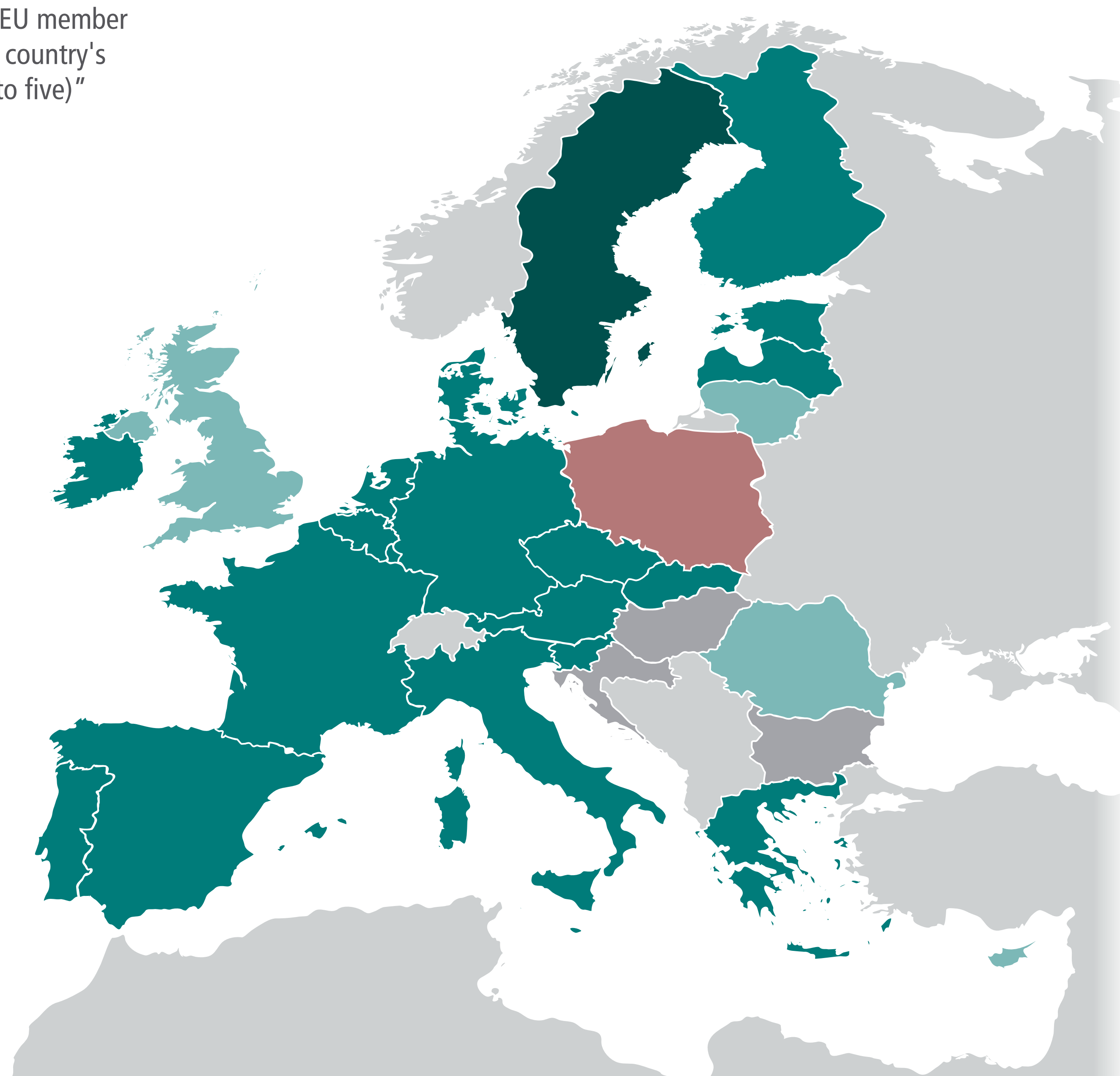
**Q4** "In the past two years, which EU member states have disappointed your country's government most? (select up to five)"

EU	<	○	Affluent Seven	<	>
Big Six	<	>	Southern Seven	<	>
Founding Six	<	>	Visegrád Four	<	>

---

Austria	<	>	○	Italy	<	>	○
Belgium	<	>	○	Latvia	<	>	○
Bulgaria	<	>	○	Lithuania	<	>	○
Croatia	<	>	○	Luxembourg	<	>	○
Cyprus	<	>	○	Malta	<	>	○
Czech R.	<	>	○	Netherlands	<	>	○
Denmark	<	>	○	<b>Poland</b>	<	>	○
Estonia	<	>	○	Portugal	<	>	○
Finland	<	>	○	Romania	<	>	○
France	<	>	○	Slovakia	<	>	○
Germany	<	>	○	Slovenia	<	>	○
Greece	<	>	○	Spain	<	>	○
Hungary	<	>	○	Sweden	<	>	○
Ireland	<	>	○	UK	<	>	○

- Preferences Overview
- Most Contacted
- Shared Interests
- Most Responsive
- Most Disappointing**
- Commitment to Deeper Integration



Of 2248 votes by 730 respondents, Poland received 325 (14.5%)

21%	Affluent 7	Share of votes by group
20%	Founding 6	
15%	Big 6	
15%	Southern 7	
6%	Visegrád 4	

25%	Sweden	Share of votes by country
23%	Belgium	
22%	Finland	
22%	Germany	
22%	Ireland	
22%	Netherlands	
21%	France	
20%	Denmark	
18%	Latvia	
17%	Austria	
16%	Slovenia	
15%	Czech Rep.	
15%	Luxembourg	
15%	Portugal	
14%	Italy	
14%	Slovakia	
13%	Estonia	
13%	Spain	
11%	Malta	
10%	Greece	
8%	UK	
6%	Cyprus	
6%	Lithuania	
5%	Romania	
4%	Bulgaria	

Rounded results. 0% shares not shown.



# Most Disappointing Votes for Poland by Poland Network

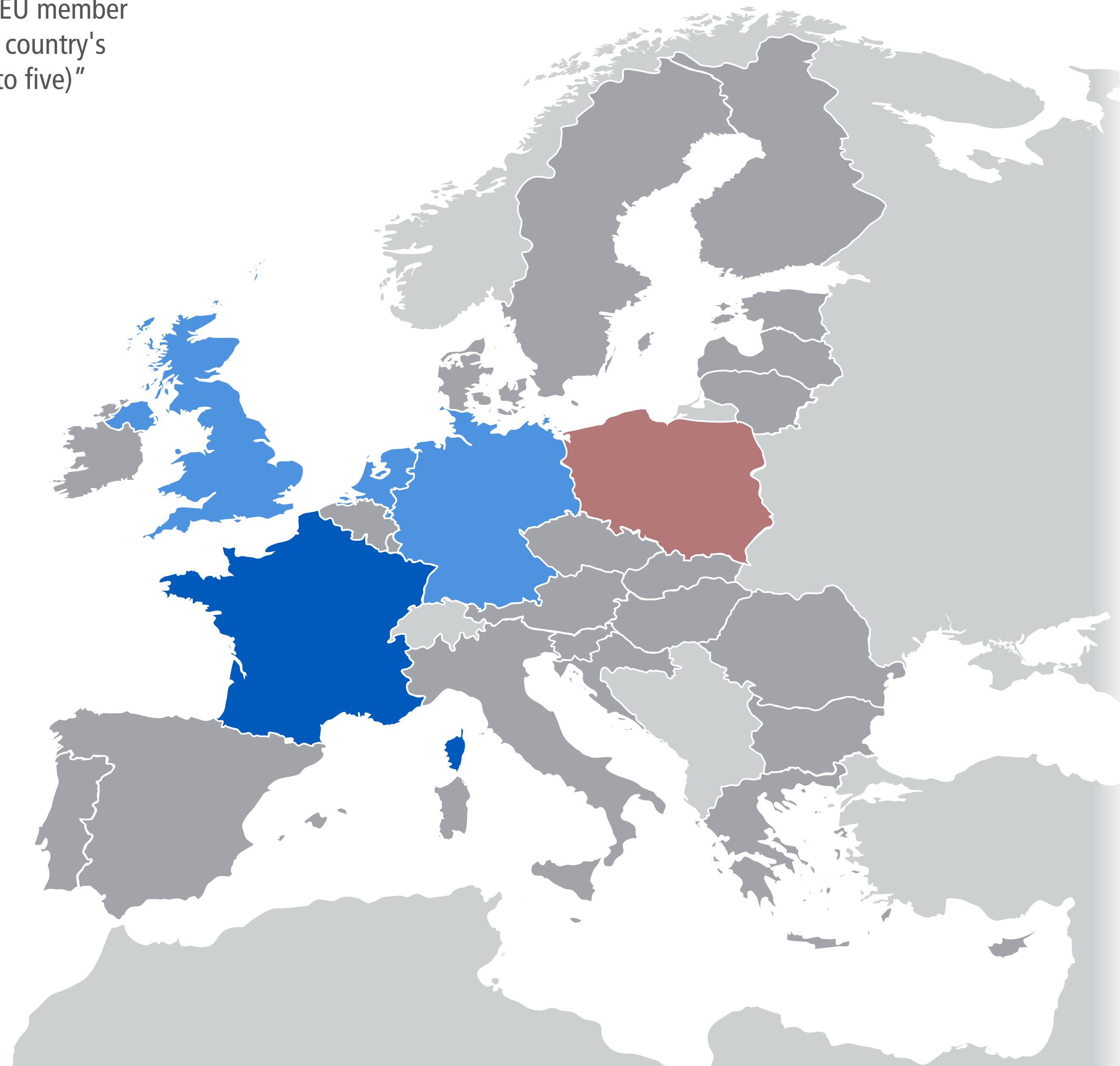
**Q4** "In the past two years, which EU member states have disappointed your country's government most? (select up to five)"

EU	<	○	Affluent Seven	<	>
Big Six	<	>	Southern Seven	<	>
Founding Six	<	>	Visegrád Four	<	>

---

Austria	<	>	○	Italy	<	>	○
Belgium	<	>	○	Latvia	<	>	○
Bulgaria	<	>	○	Lithuania	<	>	○
Croatia	<	>	○	Luxembourg	<	>	○
Cyprus	<	>	○	Malta	<	>	○
Czech R.	<	>	○	Netherlands	<	>	○
Denmark	<	>	○	<b>Poland</b>	<	>	○
Estonia	<	>	○	Portugal	<	>	○
Finland	<	>	○	Romania	<	>	○
France	<	>	○	Slovakia	<	>	○
Germany	<	>	○	Slovenia	<	>	○
Greece	<	>	○	Spain	<	>	○
Hungary	<	>	○	Sweden	<	>	○
Ireland	<	>	○	UK	<	>	○

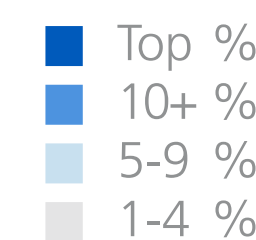
- Preferences Overview
- Most Contacted
- Shared Interests
- Most Responsive
- Most Disappointing**
- Commitment to Deeper Integration



Of 90 votes by 41 respondents, France received the most: 29

73%	Big 6	Share of votes for group
63%	Founding 6	
36%	Southern 7	
13%	Affluent 7	
11%	Visegrád 4	

32%	France	Share of votes for country
21%	UK	
17%	Germany	
10%	Netherlands	
4%	Czech Rep.	
4%	Hungary	
2%	Italy	
2%	Slovakia	
1%	Belgium	
1%	Lithuania	
1%	Luxembourg	
1%	Romania	
1%	Spain	
1%	Sweden	



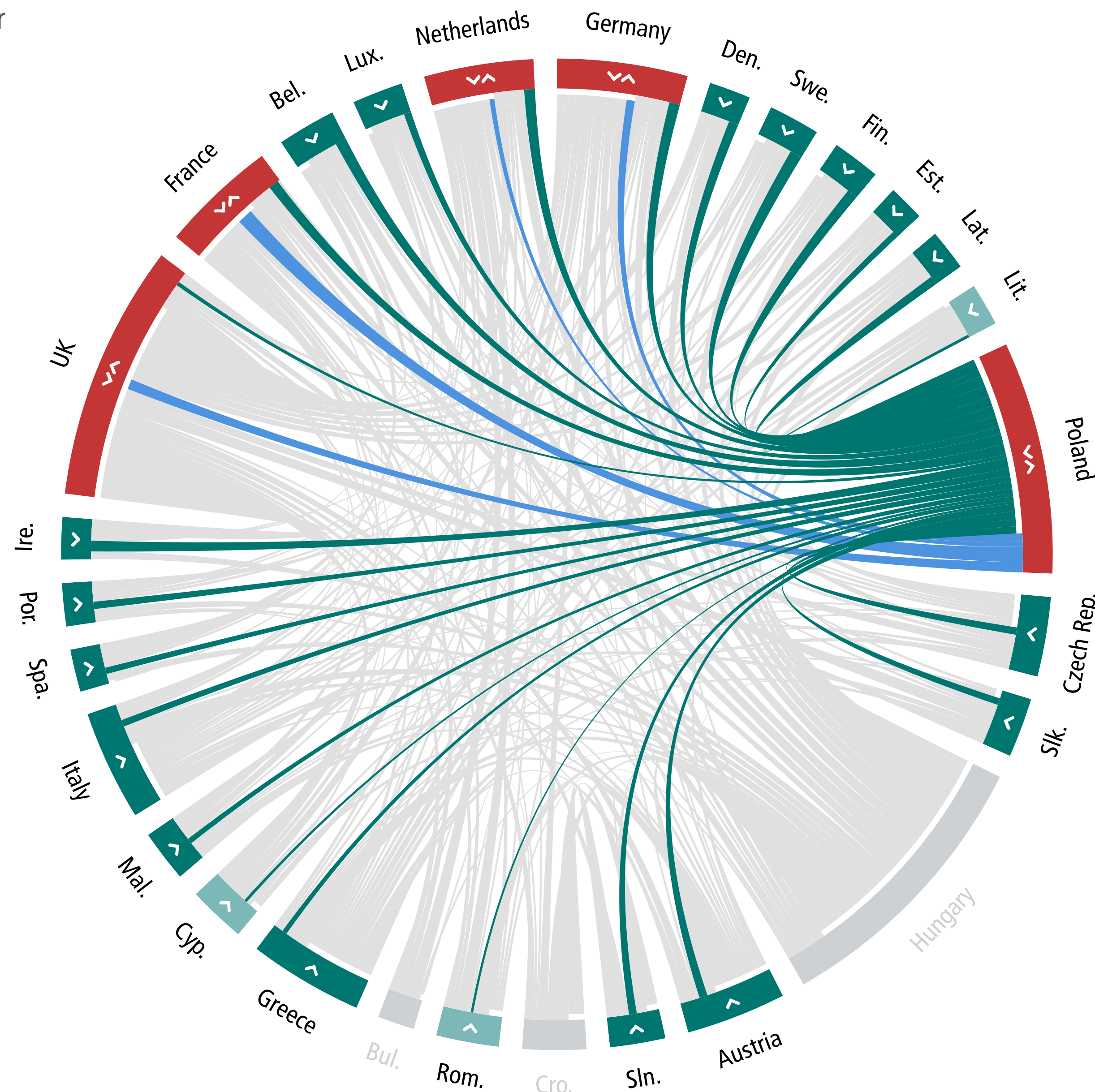
Rounded results. 0% shares not shown.

# Most Disappointing Votes for Poland by Poland Network

**Q4** "In the past two years, which EU member states have disappointed your country's government most? (select up to five)"

EU	<	○	Affluent Seven	<	>		
Big Six	<	>	Southern Seven	<	>		
Founding Six	<	>	Visegrád Four	<	>		
Austria	<	>	○	Italy	<	>	○
Belgium	<	>	○	Latvia	<	>	○
Bulgaria	<	>	○	Lithuania	<	>	○
Croatia	<	>	○	Luxembourg	<	>	○
Cyprus	<	>	○	Malta	<	>	○
Czech R.	<	>	○	Netherlands	<	>	○
Denmark	<	>	○	<b>Poland</b>	<	>	●
Estonia	<	>	○	Portugal	<	>	○
Finland	<	>	○	Romania	<	>	○
France	<	>	○	Slovakia	<	>	○
Germany	<	>	○	Slovenia	<	>	○
Greece	<	>	○	Spain	<	>	○
Hungary	<	>	○	Sweden	<	>	○
Ireland	<	>	○	UK	<	>	○

- Preferences Overview
- Most Contacted
- Shared Interests
- Most Responsive
- Most Disappointing**
- Commitment to Deeper Integration



**Shared votes**

<b>stronger share</b>	<b>weaker share</b>
Pol 32%	Fra 21%
Ger 22%	Pol 17%
Net 22%	Pol 10%
Pol 21%	UK 8%

**Lopsided votes**

**Only receiving from**

25%	Sweden
23%	Belgium
22%	Finland
22%	Ireland
20%	Denmark
18%	Latvia
17%	Austria
16%	Slovenia
15%	Czech Rep.
15%	Luxembourg
15%	Portugal
14%	Italy
14%	Slovakia
13%	Estonia
13%	Spain
11%	Malta
10%	Greece
6%	Cyprus
6%	Lithuania
5%	Romania

Rounded results. Shares below 5% not shown.



# Most Disappointing Votes for Portugal by Portugal Network

**Q4** "In the past two years, which EU member states have disappointed your country's government most? (select up to five)"

EU	<	<input type="radio"/>	Affluent Seven	<	>		
Big Six	<	>	Southern Seven	<	>		
Founding Six	<	>	Visegrád Four	<	>		
Austria	<	>	<input type="radio"/>	Italy	<	>	<input type="radio"/>
Belgium	<	>	<input type="radio"/>	Latvia	<	>	<input type="radio"/>
Bulgaria	<	>	<input type="radio"/>	Lithuania	<	>	<input type="radio"/>
Croatia	<	>	<input type="radio"/>	Luxembourg	<	>	<input type="radio"/>
Cyprus	<	>	<input type="radio"/>	Malta	<	>	<input type="radio"/>
Czech R.	<	>	<input type="radio"/>	Netherlands	<	>	<input type="radio"/>
Denmark	<	>	<input type="radio"/>	Poland	<	>	<input type="radio"/>
Estonia	<	>	<input type="radio"/>	<b>Portugal</b>	<	>	<input checked="" type="radio"/>
Finland	<	>	<input type="radio"/>	Romania	<	>	<input type="radio"/>
France	<	>	<input type="radio"/>	Slovakia	<	>	<input type="radio"/>
Germany	<	>	<input type="radio"/>	Slovenia	<	>	<input type="radio"/>
Greece	<	>	<input type="radio"/>	Spain	<	>	<input type="radio"/>
Hungary	<	>	<input type="radio"/>	Sweden	<	>	<input type="radio"/>
Ireland	<	>	<input type="radio"/>	UK	<	>	<input type="radio"/>

- Preferences Overview
- Most Contacted
- Shared Interests
- Most Responsive
- Most Disappointing**
- Commitment to Deeper Integration



Of 2248 votes by 730 respondents, Portugal received 4 (0.2%)

Share of votes by group

- 2% Greece
- 1% Estonia
- 1% Finland
- 1% UK

Share of votes by country

- Top %
- 10+ %
- 5-9 %
- 1-4 %

Rounded results. 0% shares not shown.

# Most Disappointing Votes for Portugal by Portugal Network

**Q4** "In the past two years, which EU member states have disappointed your country's government most? (select up to five)"

EU	<	<input type="radio"/>	Affluent Seven	<	>
Big Six	<	>	Southern Seven	<	>
Founding Six	<	>	Visegrád Four	<	>

---

Austria	<	>	<input type="radio"/>	Italy	<	>	<input type="radio"/>
Belgium	<	>	<input type="radio"/>	Latvia	<	>	<input type="radio"/>
Bulgaria	<	>	<input type="radio"/>	Lithuania	<	>	<input type="radio"/>
Croatia	<	>	<input type="radio"/>	Luxembourg	<	>	<input type="radio"/>
Cyprus	<	>	<input type="radio"/>	Malta	<	>	<input type="radio"/>
Czech R.	<	>	<input type="radio"/>	Netherlands	<	>	<input type="radio"/>
Denmark	<	>	<input type="radio"/>	Poland	<	>	<input type="radio"/>
Estonia	<	>	<input type="radio"/>	<b>Portugal</b>	<	>	<input checked="" type="radio"/>
Finland	<	>	<input type="radio"/>	Romania	<	>	<input type="radio"/>
France	<	>	<input type="radio"/>	Slovakia	<	>	<input type="radio"/>
Germany	<	>	<input type="radio"/>	Slovenia	<	>	<input type="radio"/>
Greece	<	>	<input type="radio"/>	Spain	<	>	<input type="radio"/>
Hungary	<	>	<input type="radio"/>	Sweden	<	>	<input type="radio"/>
Ireland	<	>	<input type="radio"/>	UK	<	>	<input type="radio"/>

Preferences Overview

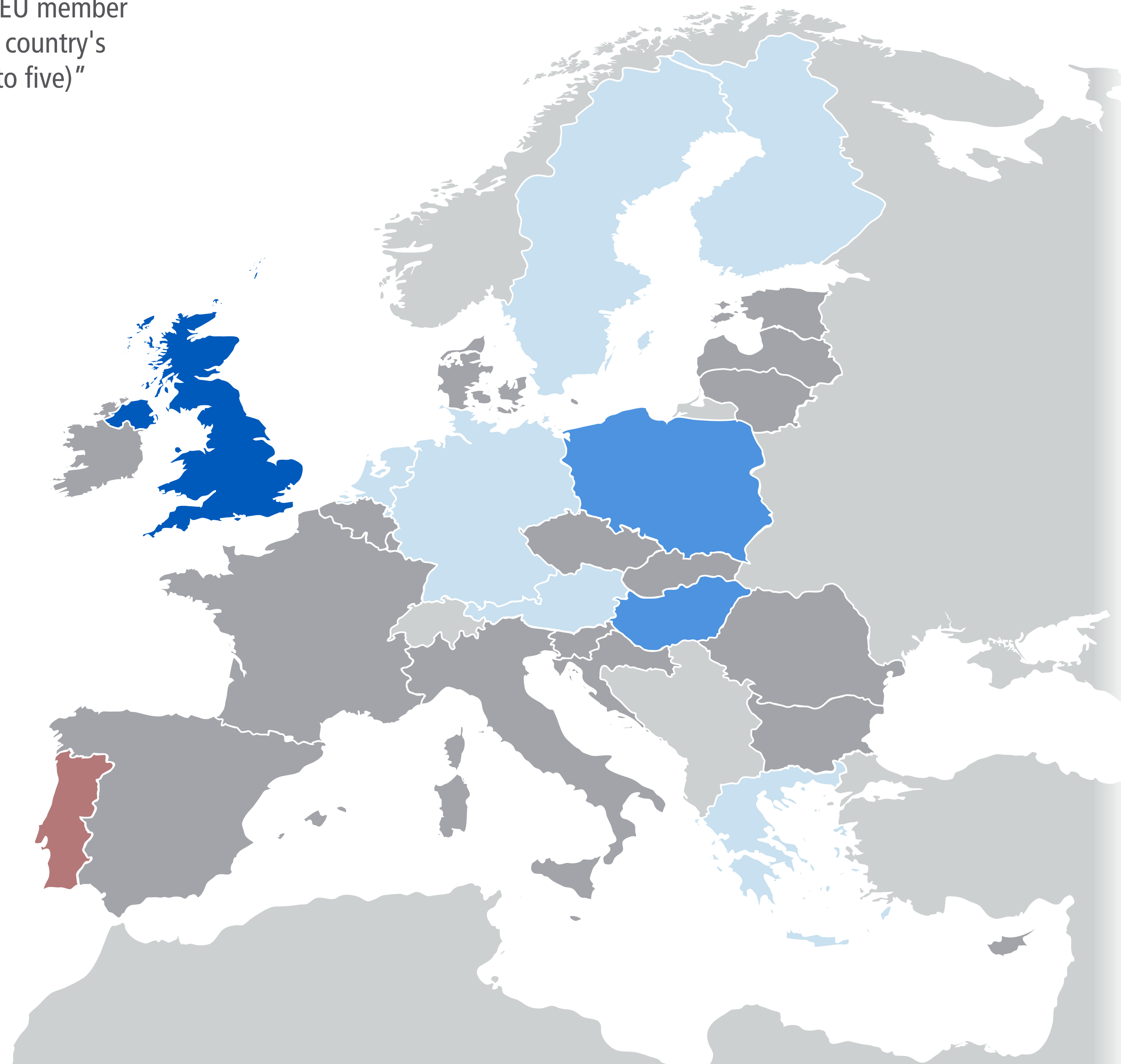
Most Contacted

Shared Interests

Most Responsive

**Most Disappointing**

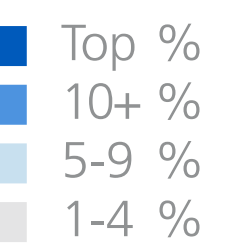
Commitment to Deeper Integration



Of 61 votes by 20 respondents, UK received the most: 10

41%	Big 6	Share of votes for group
30%	Affluent 7	
30%	Visegrád 4	
16%	Founding 6	
13%	Southern 7	

16%	UK	Share of votes for country
15%	Hungary	
15%	Poland	
7%	Austria	
7%	Finland	
7%	Netherlands	
7%	Sweden	
5%	Germany	
5%	Greece	
3%	Denmark	
3%	France	
3%	Romania	
2%	Bulgaria	
2%	Cyprus	
2%	Estonia	
2%	Italy	
2%	Malta	



Rounded results. 0% shares not shown.

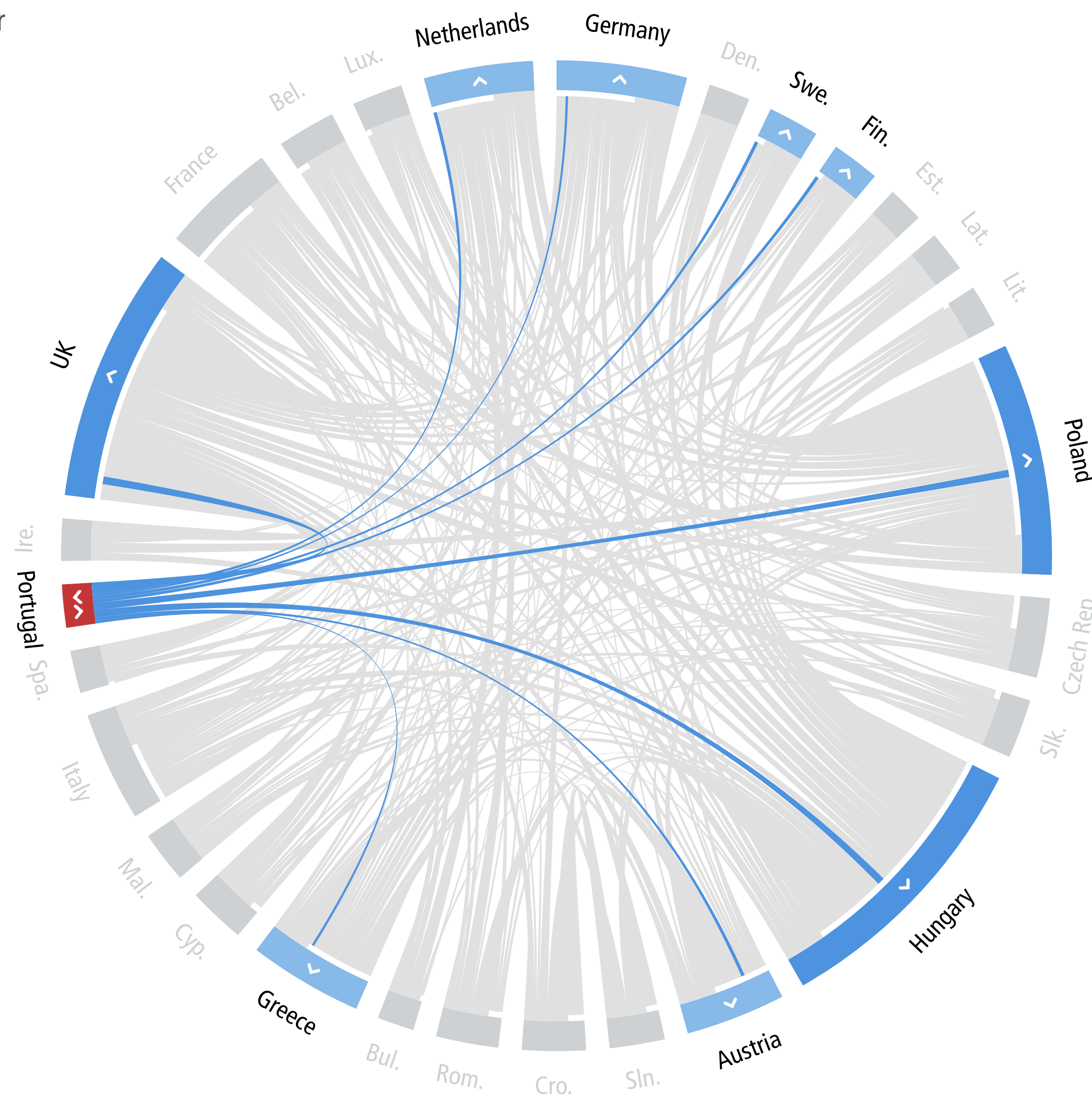


# Most Disappointing Votes for Portugal by Portugal Network

**Q4** "In the past two years, which EU member states have disappointed your country's government most? (select up to five)"

EU	<	○	Affluent Seven	<	>		
Big Six	<	>	Southern Seven	<	>		
Founding Six	<	>	Visegrád Four	<	>		
Austria	<	>	○	Italy	<	>	○
Belgium	<	>	○	Latvia	<	>	○
Bulgaria	<	>	○	Lithuania	<	>	○
Croatia	<	>	○	Luxembourg	<	>	○
Cyprus	<	>	○	Malta	<	>	○
Czech R.	<	>	○	Netherlands	<	>	○
Denmark	<	>	○	Poland	<	>	○
Estonia	<	>	○	<b>Portugal</b>	<	>	●
Finland	<	>	○	Romania	<	>	○
France	<	>	○	Slovakia	<	>	○
Germany	<	>	○	Slovenia	<	>	○
Greece	<	>	○	Spain	<	>	○
Hungary	<	>	○	Sweden	<	>	○
Ireland	<	>	○	UK	<	>	○

- Preferences Overview
- Most Contacted
- Shared Interests
- Most Responsive
- Most Disappointing**
- Commitment to Deeper Integration



Lopsided votes

>	Only sending to
16%	UK
15%	Hungary
15%	Poland
7%	Austria
7%	Finland
7%	Netherlands
7%	Sweden
5%	Germany
5%	Greece

Rounded results. Shares below 5% not shown.

# Most Disappointing Votes for Romania by Romania Network

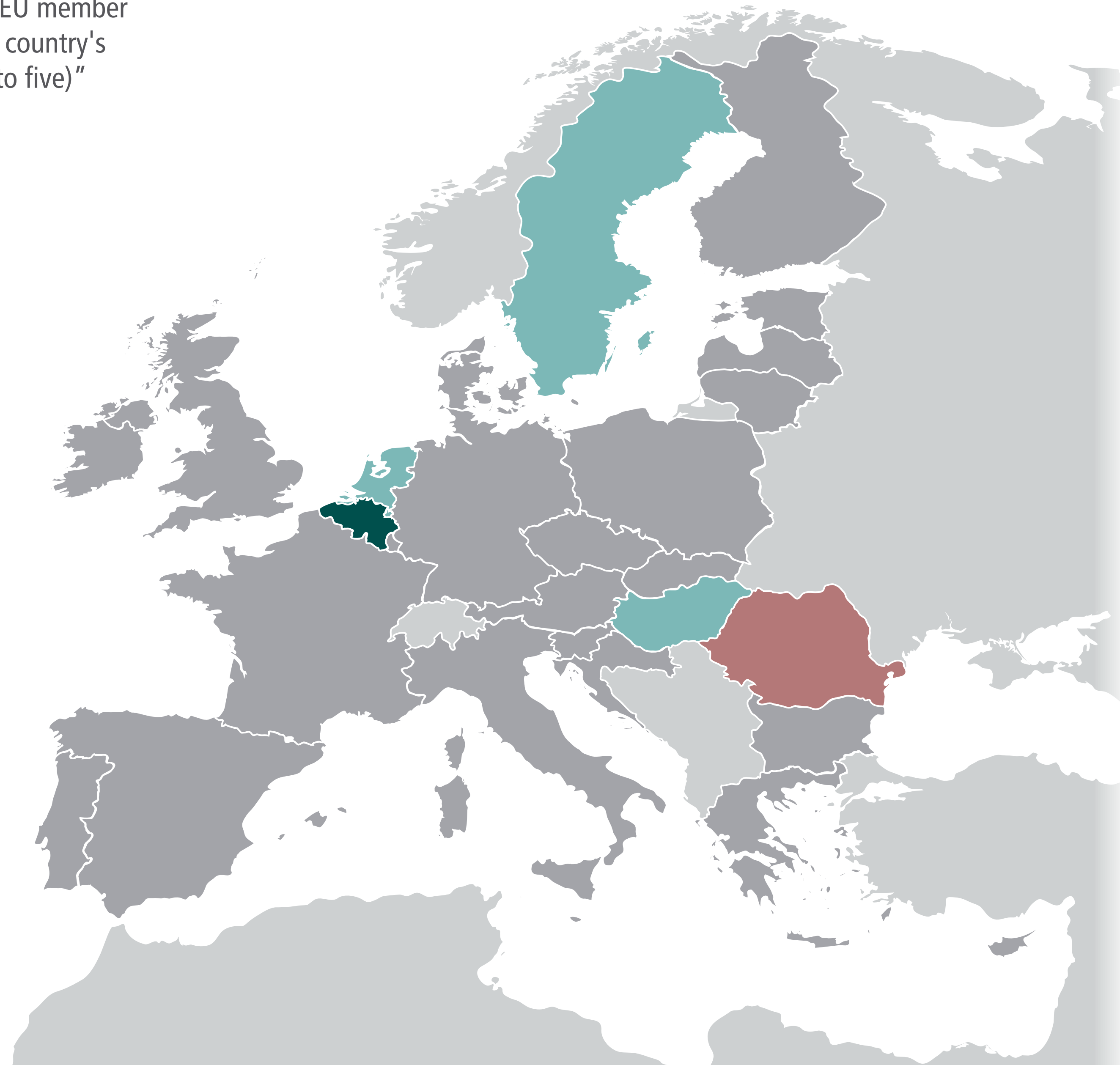
**Q4** "In the past two years, which EU member states have disappointed your country's government most? (select up to five)"

EU	<	○	Affluent Seven	<	>
Big Six	<	>	Southern Seven	<	>
Founding Six	<	>	Visegrád Four	<	>

---

Austria	<	>	○	Italy	<	>	○
Belgium	<	>	○	Latvia	<	>	○
Bulgaria	<	>	○	Lithuania	<	>	○
Croatia	<	>	○	Luxembourg	<	>	○
Cyprus	<	>	○	Malta	<	>	○
Czech R.	<	>	○	Netherlands	<	>	○
Denmark	<	>	○	Poland	<	>	○
Estonia	<	>	○	Portugal	<	>	○
Finland	<	>	○	<b>Romania</b>	<	>	○
France	<	>	○	Slovakia	<	>	○
Germany	<	>	○	Slovenia	<	>	○
Greece	<	>	○	Spain	<	>	○
Hungary	<	>	○	Sweden	<	>	○
Ireland	<	>	○	UK	<	>	○

- Preferences Overview
- Most Contacted
- Shared Interests
- Most Responsive
- Most Disappointing**
- Commitment to Deeper Integration



Of 2248 votes by 730 respondents, Romania received 42 (1.9%)

4%	Affluent 7	Share of votes by group
2%	Founding 6	
2%	Visegrád 4	
1%	Big 6	
1%	Southern 7	

10%	Belgium	Share of votes by country
6%	Hungary	
6%	Netherlands	
6%	Sweden	
4%	Bulgaria	
4%	Finland	
3%	Austria	
3%	Portugal	
2%	France	
2%	Ireland	
2%	Luxembourg	
1%	Germany	
1%	Poland	

Top %  
 10+ %  
 5-9 %  
 1-4 %

Rounded results. 0% shares not shown.

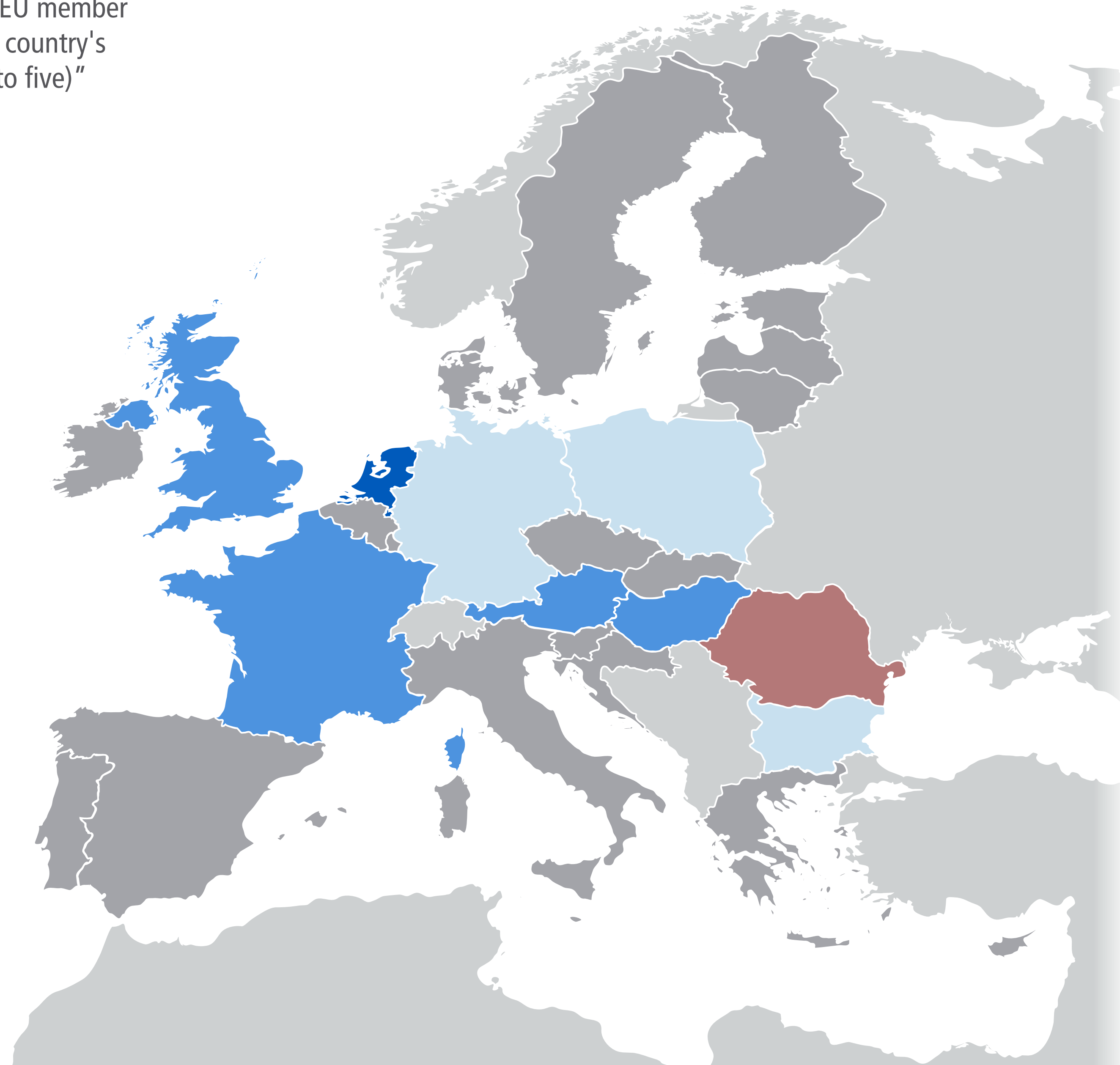


# Most Disappointing Votes for Romania by Romania Network

**Q4** "In the past two years, which EU member states have disappointed your country's government most? (select up to five)"

EU	<	<input type="radio"/>	Affluent Seven	<	>		
Big Six	<	>	Southern Seven	<	>		
Founding Six	<	>	Visegrád Four	<	>		
Austria	<	>	<input type="radio"/>	Italy	<	>	<input type="radio"/>
Belgium	<	>	<input type="radio"/>	Latvia	<	>	<input type="radio"/>
Bulgaria	<	>	<input type="radio"/>	Lithuania	<	>	<input type="radio"/>
Croatia	<	>	<input type="radio"/>	Luxembourg	<	>	<input type="radio"/>
Cyprus	<	>	<input type="radio"/>	Malta	<	>	<input type="radio"/>
Czech R.	<	>	<input type="radio"/>	Netherlands	<	>	<input type="radio"/>
Denmark	<	>	<input type="radio"/>	Poland	<	>	<input type="radio"/>
Estonia	<	>	<input type="radio"/>	Portugal	<	>	<input type="radio"/>
Finland	<	>	<input type="radio"/>	<b>Romania</b>	<	>	<input checked="" type="radio"/>
France	<	>	<input type="radio"/>	Slovakia	<	>	<input type="radio"/>
Germany	<	>	<input type="radio"/>	Slovenia	<	>	<input type="radio"/>
Greece	<	>	<input type="radio"/>	Spain	<	>	<input type="radio"/>
Hungary	<	>	<input type="radio"/>	Sweden	<	>	<input type="radio"/>
Ireland	<	>	<input type="radio"/>	UK	<	>	<input type="radio"/>

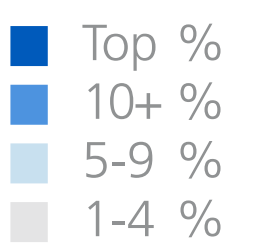
- Preferences Overview
- Most Contacted
- Shared Interests
- Most Responsive
- Most Disappointing**
- Commitment to Deeper Integration



Of 63 votes by 25 respondents, Netherlands received the most: 17

46%	Affluent 7	Share of votes for group
46%	Founding 6	
29%	Big 6	
25%	Visegrád 4	
10%	Southern 7	

27%	Netherlands	Share of votes for country
21%	Hungary	
11%	Austria	
10%	France	
10%	UK	
5%	Bulgaria	
5%	Germany	
5%	Poland	
3%	Belgium	
2%	Finland	
2%	Luxembourg	
2%	Sweden	



Rounded results. 0% shares not shown.

# Most Disappointing Votes for Romania by Romania Network

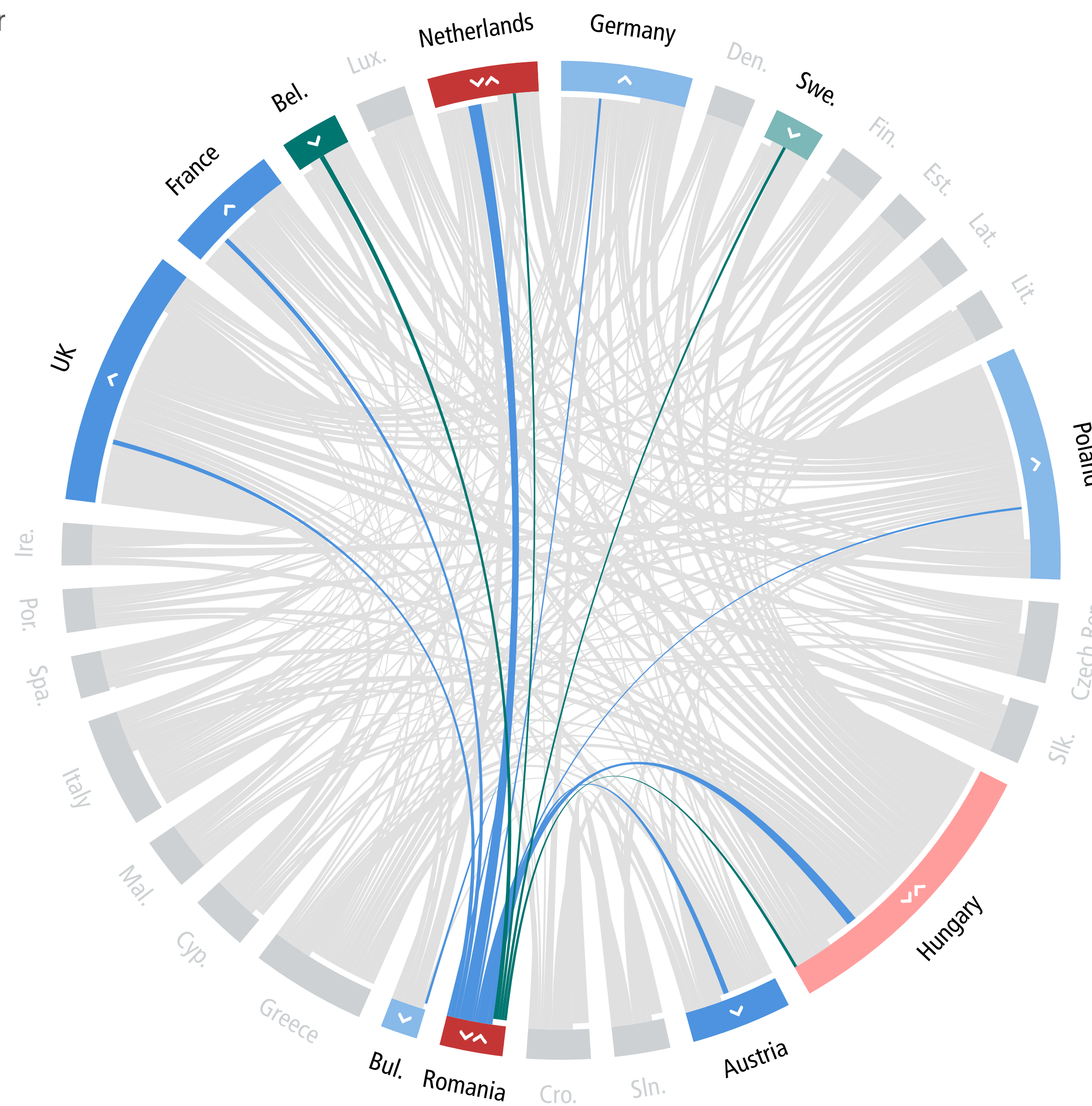
**Q4** "In the past two years, which EU member states have disappointed your country's government most? (select up to five)"

EU	<	○	Affluent Seven	<	>
Big Six	<	>	Southern Seven	<	>
Founding Six	<	>	Visegrád Four	<	>

Austria	<	>	○	Italy	<	>	○
Belgium	<	>	○	Latvia	<	>	○
Bulgaria	<	>	○	Lithuania	<	>	○
Croatia	<	>	○	Luxembourg	<	>	○
Cyprus	<	>	○	Malta	<	>	○
Czech R.	<	>	○	Netherlands	<	>	○
Denmark	<	>	○	Poland	<	>	○
Estonia	<	>	○	Portugal	<	>	○
Finland	<	>	○	<b>Romania</b>	<	>	●
France	<	>	○	Slovakia	<	>	○
Germany	<	>	○	Slovenia	<	>	○
Greece	<	>	○	Spain	<	>	○
Hungary	<	>	○	Sweden	<	>	○
Ireland	<	>	○	UK	<	>	○

- Preferences Overview
- Most Contacted
- Shared Interests
- Most Responsive
- Most Disappointing**
- Commitment to Deeper Integration



**Shared votes**

stronger share      weaker share

■ Rom27%    ● Net 6%    ●  
■ Rom21%    ● Hun 6%    ●

**Lopsided votes**

**> Only sending to**

- 11% Austria
- 10% France
- 10% UK
- 5% Bulgaria
- 5% Germany
- 5% Poland

**< Only receiving from**

- 10% Belgium
- 6% Sweden

Rounded results. Shares below 5% not shown.



# Most Disappointing Votes for Slovakia by Slovakia Network

**Q4** "In the past two years, which EU member states have disappointed your country's government most? (select up to five)"

EU	<	○	Affluent Seven	<	>
Big Six	<	>	Southern Seven	<	>
Founding Six	<	>	Visegrád Four	<	>

---

Austria	<	>	○	Italy	<	>	○
Belgium	<	>	○	Latvia	<	>	○
Bulgaria	<	>	○	Lithuania	<	>	○
Croatia	<	>	○	Luxembourg	<	>	○
Cyprus	<	>	○	Malta	<	>	○
Czech R.	<	>	○	Netherlands	<	>	○
Denmark	<	>	○	Poland	<	>	○
Estonia	<	>	○	Portugal	<	>	○
Finland	<	>	○	Romania	<	>	○
France	<	>	○	<b>Slovakia</b>	<	>	○
Germany	<	>	○	Slovenia	<	>	○
Greece	<	>	○	Spain	<	>	○
Hungary	<	>	○	Sweden	<	>	○
Ireland	<	>	○	UK	<	>	○

- Preferences Overview
- Most Contacted
- Shared Interests
- Most Responsive
- Most Disappointing**
- Commitment to Deeper Integration



Of 2248 votes by 730 respondents, Slovakia received 42 (1.9%)

3%	Big 6	Share of votes by group
3%	Founding 6	
2%	Affluent 7	
2%	Southern 7	
1%	Visegrád 4	

6%	Greece	Share of votes by country
6%	Luxembourg	
5%	Malta	
4%	Denmark	
3%	Austria	
3%	Belgium	
3%	Estonia	
3%	France	
3%	Germany	
3%	Italy	
3%	Slovenia	
2%	Poland	
2%	UK	
1%	Bulgaria	
1%	Ireland	
1%	Lithuania	
1%	Netherlands	
1%	Spain	
1%	Sweden	

Rounded results. 0% shares not shown.

# Most Disappointing Votes for Slovakia by Slovakia Network

**Q4** "In the past two years, which EU member states have disappointed your country's government most? (select up to five)"

EU	<	○	Affluent Seven	<	>
Big Six	<	>	Southern Seven	<	>
Founding Six	<	>	Visegrád Four	<	>

---

Austria	<	>	○	Italy	<	>	○
Belgium	<	>	○	Latvia	<	>	○
Bulgaria	<	>	○	Lithuania	<	>	○
Croatia	<	>	○	Luxembourg	<	>	○
Cyprus	<	>	○	Malta	<	>	○
Czech R.	<	>	○	Netherlands	<	>	○
Denmark	<	>	○	Poland	<	>	○
Estonia	<	>	○	Portugal	<	>	○
Finland	<	>	○	Romania	<	>	○
France	<	>	○	<b>Slovakia</b>	<	>	○
Germany	<	>	○	Slovenia	<	>	○
Greece	<	>	○	Spain	<	>	○
Hungary	<	>	○	Sweden	<	>	○
Ireland	<	>	○	UK	<	>	○

Preferences Overview

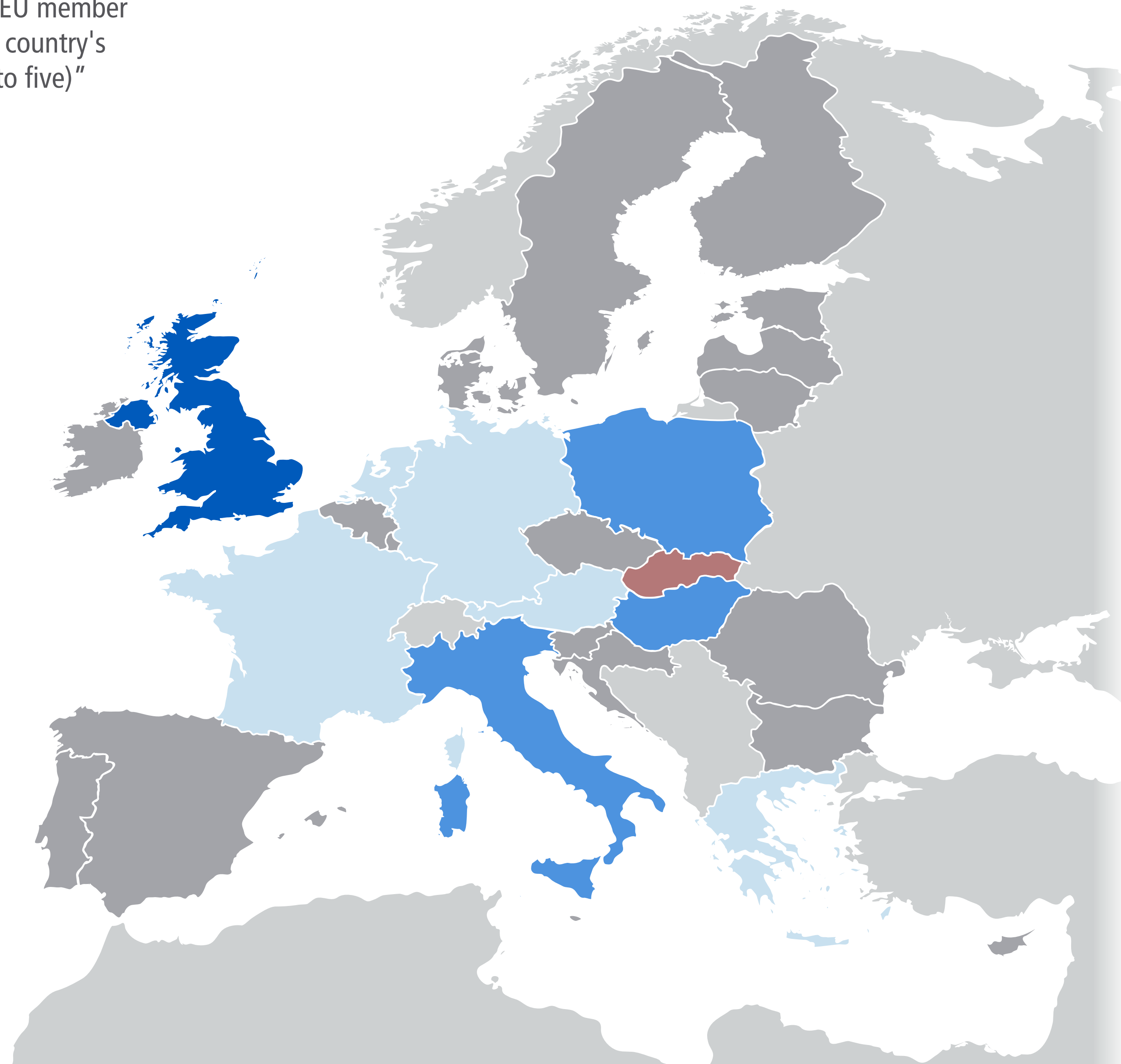
Most Contacted

Shared Interests

Most Responsive

**Most Disappointing**

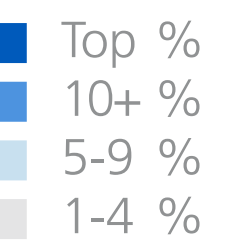
Commitment to Deeper Integration



Of 51 votes by 21 respondents, UK received the most: 14

67%	Big 6	Share of votes for group
29%	Founding 6	
27%	Southern 7	
27%	Visegrád 4	
12%	Affluent 7	

27%	UK	Share of votes for country
14%	Hungary	
14%	Poland	
12%	Italy	
8%	Greece	
6%	Austria	
6%	France	
6%	Germany	
6%	Netherlands	
2%	Spain	



Rounded results. 0% shares not shown.

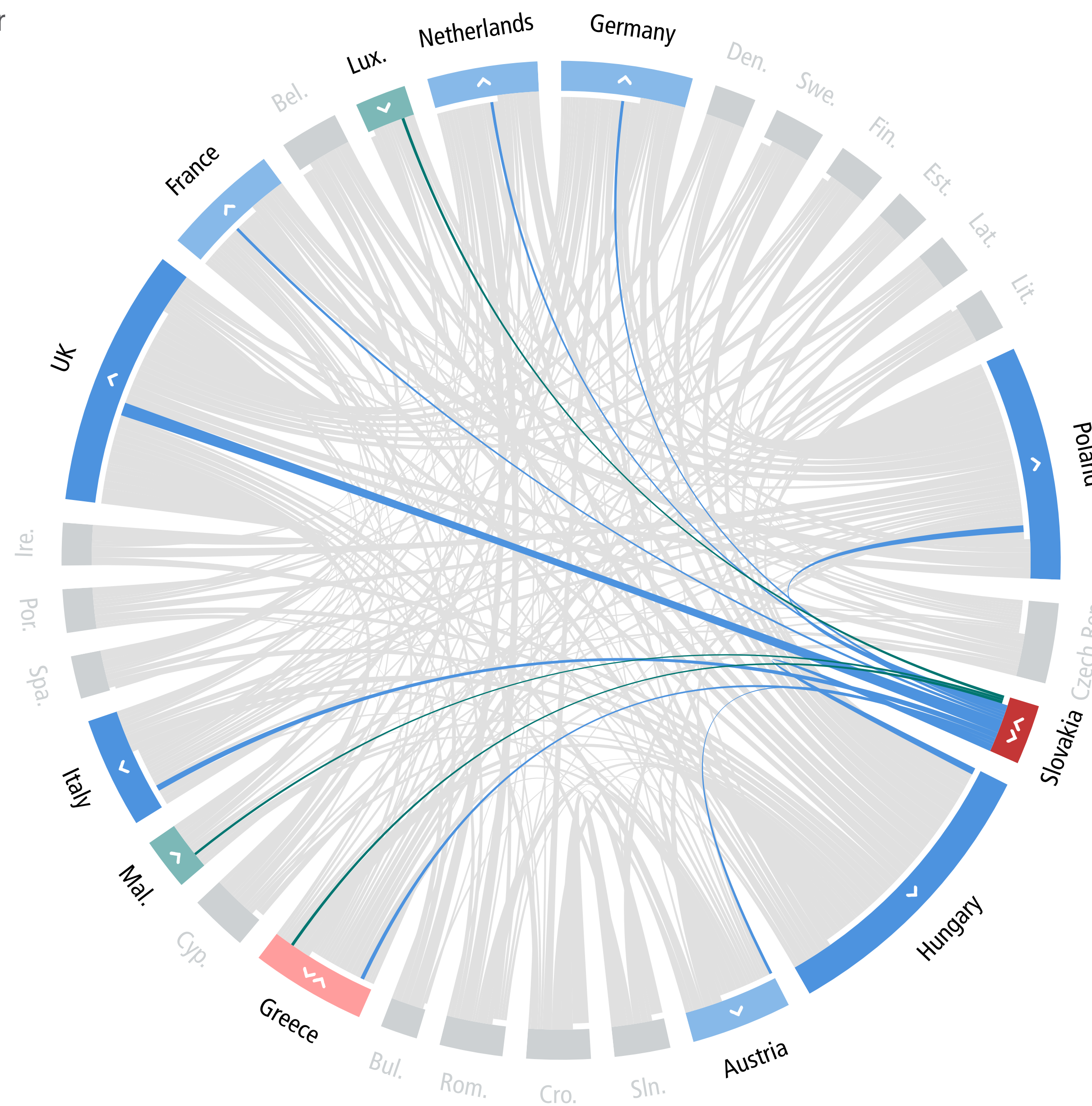


# Most Disappointing Votes for Slovakia by Slovakia Network

**Q4** "In the past two years, which EU member states have disappointed your country's government most? (select up to five)"

EU	<	○	Affluent Seven	<	>		
Big Six	<	>	Southern Seven	<	>		
Founding Six	<	>	Visegrád Four	<	>		
Austria	<	>	○	Italy	<	>	○
Belgium	<	>	○	Latvia	<	>	○
Bulgaria	<	>	○	Lithuania	<	>	○
Croatia	<	>	○	Luxembourg	<	>	○
Cyprus	<	>	○	Malta	<	>	○
Czech R.	<	>	○	Netherlands	<	>	○
Denmark	<	>	○	Poland	<	>	○
Estonia	<	>	○	Portugal	<	>	○
Finland	<	>	○	Romania	<	>	○
France	<	>	○	<b>Slovakia</b>	<	>	●
Germany	<	>	○	Slovenia	<	>	○
Greece	<	>	○	Spain	<	>	○
Hungary	<	>	○	Sweden	<	>	○
Ireland	<	>	○	UK	<	>	○

- Preferences Overview
- Most Contacted
- Shared Interests
- Most Responsive
- Most Disappointing**
- Commitment to Deeper Integration



Shared votes

stronger share weaker share

Slk 8% Gre 6%

Lopsided votes

Only sending to

- 27% UK
- 14% Hungary
- 14% Poland
- 12% Italy
- 6% Austria
- 6% France
- 6% Germany
- 6% Netherlands

Only receiving from

- 6% Luxembourg
- 5% Malta

Rounded results. Shares below 5% not shown.

# Most Disappointing Votes for Slovenia by Slovenia Network

**Q4** "In the past two years, which EU member states have disappointed your country's government most? (select up to five)"

EU	<	<input type="radio"/>	Affluent Seven	<	>		
Big Six	<	>	Southern Seven	<	>		
Founding Six	<	>	Visegrád Four	<	>		
Austria	<	>	<input type="radio"/>	Italy	<	>	<input type="radio"/>
Belgium	<	>	<input type="radio"/>	Latvia	<	>	<input type="radio"/>
Bulgaria	<	>	<input type="radio"/>	Lithuania	<	>	<input type="radio"/>
Croatia	<	>	<input type="radio"/>	Luxembourg	<	>	<input type="radio"/>
Cyprus	<	>	<input type="radio"/>	Malta	<	>	<input type="radio"/>
Czech R.	<	>	<input type="radio"/>	Netherlands	<	>	<input type="radio"/>
Denmark	<	>	<input type="radio"/>	Poland	<	>	<input type="radio"/>
Estonia	<	>	<input type="radio"/>	Portugal	<	>	<input type="radio"/>
Finland	<	>	<input type="radio"/>	Romania	<	>	<input type="radio"/>
France	<	>	<input type="radio"/>	Slovakia	<	>	<input type="radio"/>
Germany	<	>	<input type="radio"/>	<b>Slovenia</b>	<	>	<input checked="" type="radio"/>
Greece	<	>	<input type="radio"/>	Spain	<	>	<input type="radio"/>
Hungary	<	>	<input type="radio"/>	Sweden	<	>	<input type="radio"/>
Ireland	<	>	<input type="radio"/>	UK	<	>	<input type="radio"/>

- Preferences Overview
- Most Contacted
- Shared Interests
- Most Responsive
- Most Disappointing**
- Commitment to Deeper Integration



Of 2248 votes by 730 respondents, Slovenia received 16 (0.7%)

Share of votes by group	
24%	Croatia
2%	Austria
2%	Lithuania
1%	Bulgaria
1%	Estonia
1%	Ireland
1%	Spain

Share of votes by country	
24%	Croatia
2%	Austria
2%	Lithuania
1%	Bulgaria
1%	Estonia
1%	Ireland
1%	Spain

Rounded results. 0% shares not shown.



# Most Disappointing Votes for Slovenia by Slovenia Network

**Q4** "In the past two years, which EU member states have disappointed your country's government most? (select up to five)"

EU	<	○	Affluent Seven	<	>
Big Six	<	>	Southern Seven	<	>
Founding Six	<	>	Visegrád Four	<	>

---

Austria	<	>	○	Italy	<	>	○
Belgium	<	>	○	Latvia	<	>	○
Bulgaria	<	>	○	Lithuania	<	>	○
Croatia	<	>	○	Luxembourg	<	>	○
Cyprus	<	>	○	Malta	<	>	○
Czech R.	<	>	○	Netherlands	<	>	○
Denmark	<	>	○	Poland	<	>	○
Estonia	<	>	○	Portugal	<	>	○
Finland	<	>	○	Romania	<	>	○
France	<	>	○	Slovakia	<	>	○
Germany	<	>	○	<b>Slovenia</b>	<	>	○
Greece	<	>	○	Spain	<	>	○
Hungary	<	>	○	Sweden	<	>	○
Ireland	<	>	○	UK	<	>	○

Preferences Overview

Most Contacted

Shared Interests

Most Responsive

**Most Disappointing**

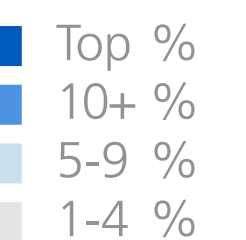
Commitment to Deeper Integration



Of 64 votes by 24 respondents, Croatia received the most: 21

36%	Big 6	Share of votes for group
33%	Visegrád 4	
9%	Affluent 7	
9%	Southern 7	
5%	Founding 6	

33%	Croatia	Share of votes for country
16%	Poland	
14%	Hungary	
13%	UK	
8%	Austria	
3%	Greece	
3%	Slovakia	
3%	Spain	
2%	France	
2%	Germany	
2%	Italy	
2%	Lithuania	
2%	Sweden	



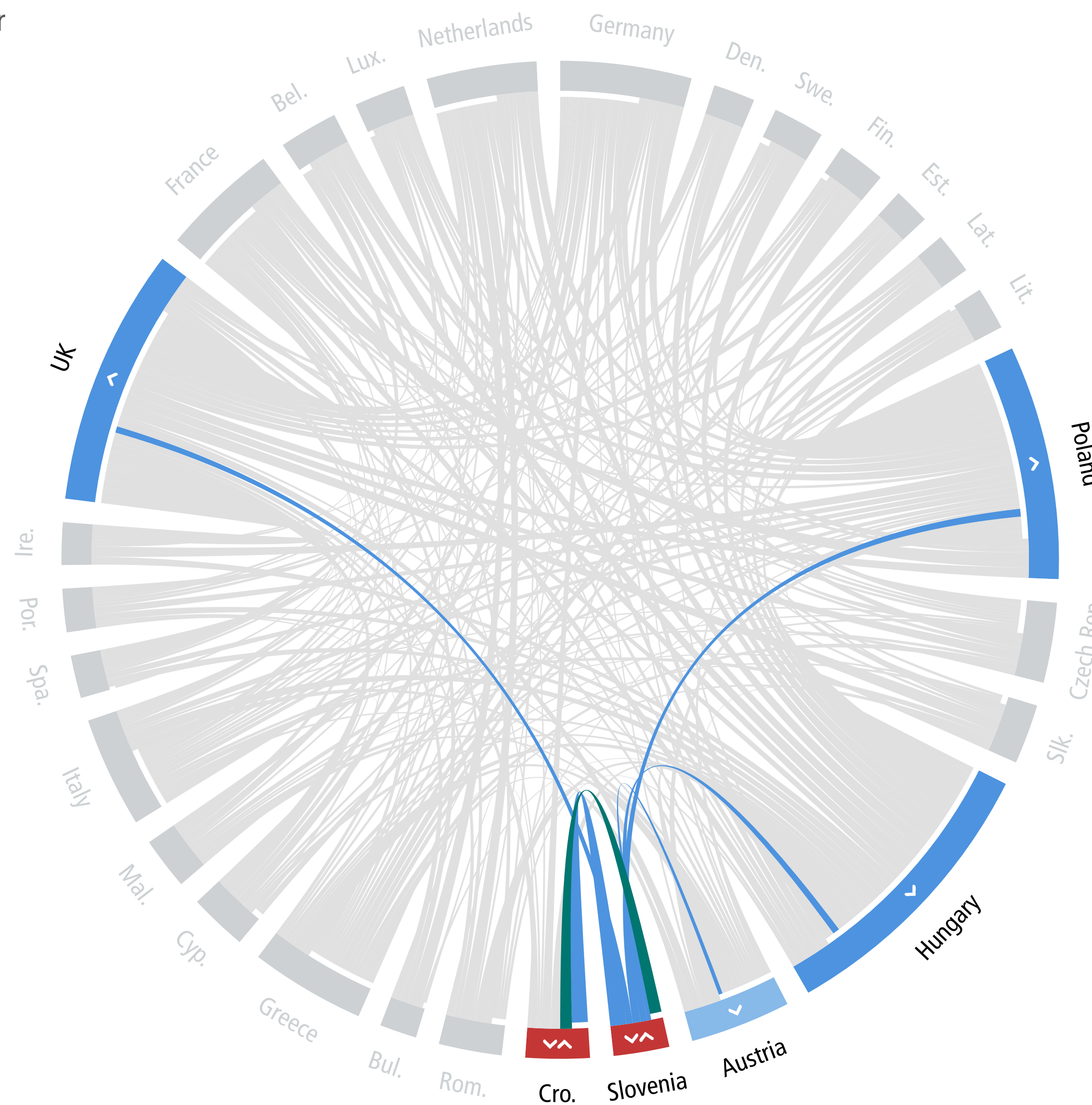
Rounded results. 0% shares not shown.

# Most Disappointing Votes for Slovenia by Slovenia Network

**Q4** "In the past two years, which EU member states have disappointed your country's government most? (select up to five)"

EU	<	○	Affluent Seven	<	>		
Big Six	<	>	Southern Seven	<	>		
Founding Six	<	>	Visegrád Four	<	>		
Austria	<	>	○	Italy	<	>	○
Belgium	<	>	○	Latvia	<	>	○
Bulgaria	<	>	○	Lithuania	<	>	○
Croatia	<	>	○	Luxembourg	<	>	○
Cyprus	<	>	○	Malta	<	>	○
Czech R.	<	>	○	Netherlands	<	>	○
Denmark	<	>	○	Poland	<	>	○
Estonia	<	>	○	Portugal	<	>	○
Finland	<	>	○	Romania	<	>	○
France	<	>	○	Slovakia	<	>	○
Germany	<	>	○	<b>Slovenia</b>	<	>	●
Greece	<	>	○	Spain	<	>	○
Hungary	<	>	○	Sweden	<	>	○
Ireland	<	>	○	UK	<	>	○

- Preferences Overview
- Most Contacted
- Shared Interests
- Most Responsive
- Most Disappointing**
- Commitment to Deeper Integration



Shared votes  
 stronger share weaker share  
 Sln 33% Cro 24%

Lopsided votes  
 Only sending to  
 16% Poland  
 14% Hungary  
 13% UK  
 8% Austria

Rounded results. Shares below 5% not shown.



# Most Disappointing Votes for Spain by Spain Network

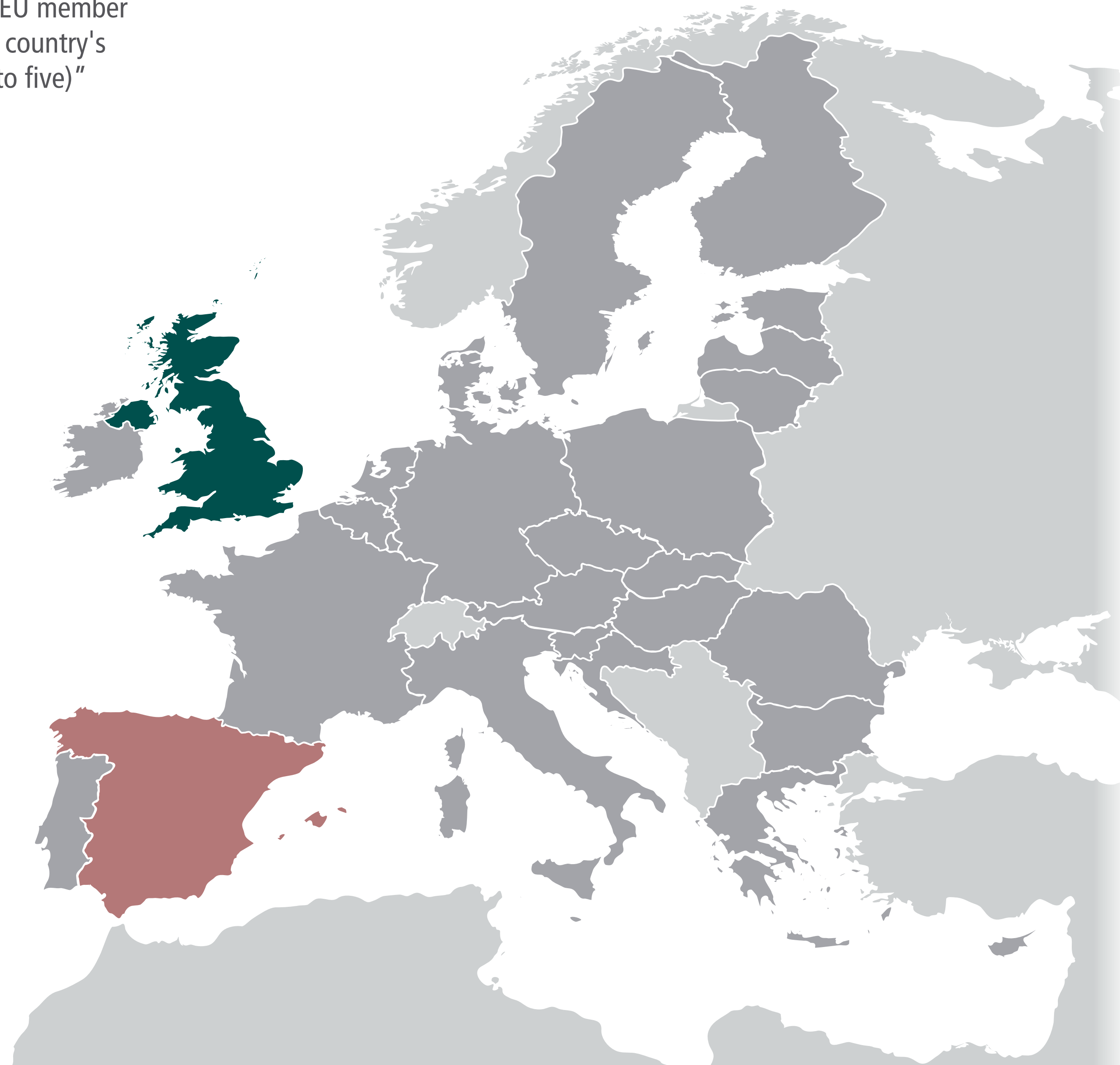
**Q4** "In the past two years, which EU member states have disappointed your country's government most? (select up to five)"

EU	<	○	Affluent Seven	<	>
Big Six	<	>	Southern Seven	<	>
Founding Six	<	>	Visegrád Four	<	>

---

Austria	<	>	○	Italy	<	>	○
Belgium	<	>	○	Latvia	<	>	○
Bulgaria	<	>	○	Lithuania	<	>	○
Croatia	<	>	○	Luxembourg	<	>	○
Cyprus	<	>	○	Malta	<	>	○
Czech R.	<	>	○	Netherlands	<	>	○
Denmark	<	>	○	Poland	<	>	○
Estonia	<	>	○	Portugal	<	>	○
Finland	<	>	○	Romania	<	>	○
France	<	>	○	Slovakia	<	>	○
Germany	<	>	○	Slovenia	<	>	○
Greece	<	>	○	<b>Spain</b>	<	>	○
Hungary	<	>	○	Sweden	<	>	○
Ireland	<	>	○	UK	<	>	○

- Preferences Overview
- Most Contacted
- Shared Interests
- Most Responsive
- Most Disappointing**
- Commitment to Deeper Integration



Of 2248 votes by 730 respondents, Spain received 31 (1.4%)

2%	Affluent 7	Share of votes by group
1%	Big 6	
1%	Founding 6	
1%	Visegrád 4	

5%	UK	Share of votes by country
4%	Bulgaria	
4%	Denmark	
4%	Estonia	
4%	Finland	
3%	Austria	
3%	Slovenia	
2%	Latvia	
2%	Luxembourg	
2%	Slovakia	
1%	France	
1%	Hungary	
1%	Italy	
1%	Poland	
1%	Sweden	

■ Top %  
 ■ 10+ %  
 ■ 5-9 %  
 ■ 1-4 %

Rounded results. 0% shares not shown.

# Most Disappointing Votes for Spain by Spain Network

**Q4** "In the past two years, which EU member states have disappointed your country's government most? (select up to five)"

EU	<	<input type="radio"/>	Affluent Seven	<	>
Big Six	<	>	Southern Seven	<	>
Founding Six	<	>	Visegrád Four	<	>

---

Austria	<	>	<input type="radio"/>	Italy	<	>	<input type="radio"/>
Belgium	<	>	<input type="radio"/>	Latvia	<	>	<input type="radio"/>
Bulgaria	<	>	<input type="radio"/>	Lithuania	<	>	<input type="radio"/>
Croatia	<	>	<input type="radio"/>	Luxembourg	<	>	<input type="radio"/>
Cyprus	<	>	<input type="radio"/>	Malta	<	>	<input type="radio"/>
Czech R.	<	>	<input type="radio"/>	Netherlands	<	>	<input type="radio"/>
Denmark	<	>	<input type="radio"/>	Poland	<	>	<input type="radio"/>
Estonia	<	>	<input type="radio"/>	Portugal	<	>	<input type="radio"/>
Finland	<	>	<input type="radio"/>	Romania	<	>	<input type="radio"/>
France	<	>	<input type="radio"/>	Slovakia	<	>	<input type="radio"/>
Germany	<	>	<input type="radio"/>	Slovenia	<	>	<input type="radio"/>
Greece	<	>	<input type="radio"/>	<b>Spain</b>	<	>	<input checked="" type="radio"/>
Hungary	<	>	<input type="radio"/>	Sweden	<	>	<input type="radio"/>
Ireland	<	>	<input type="radio"/>	UK	<	>	<input type="radio"/>

Preferences Overview

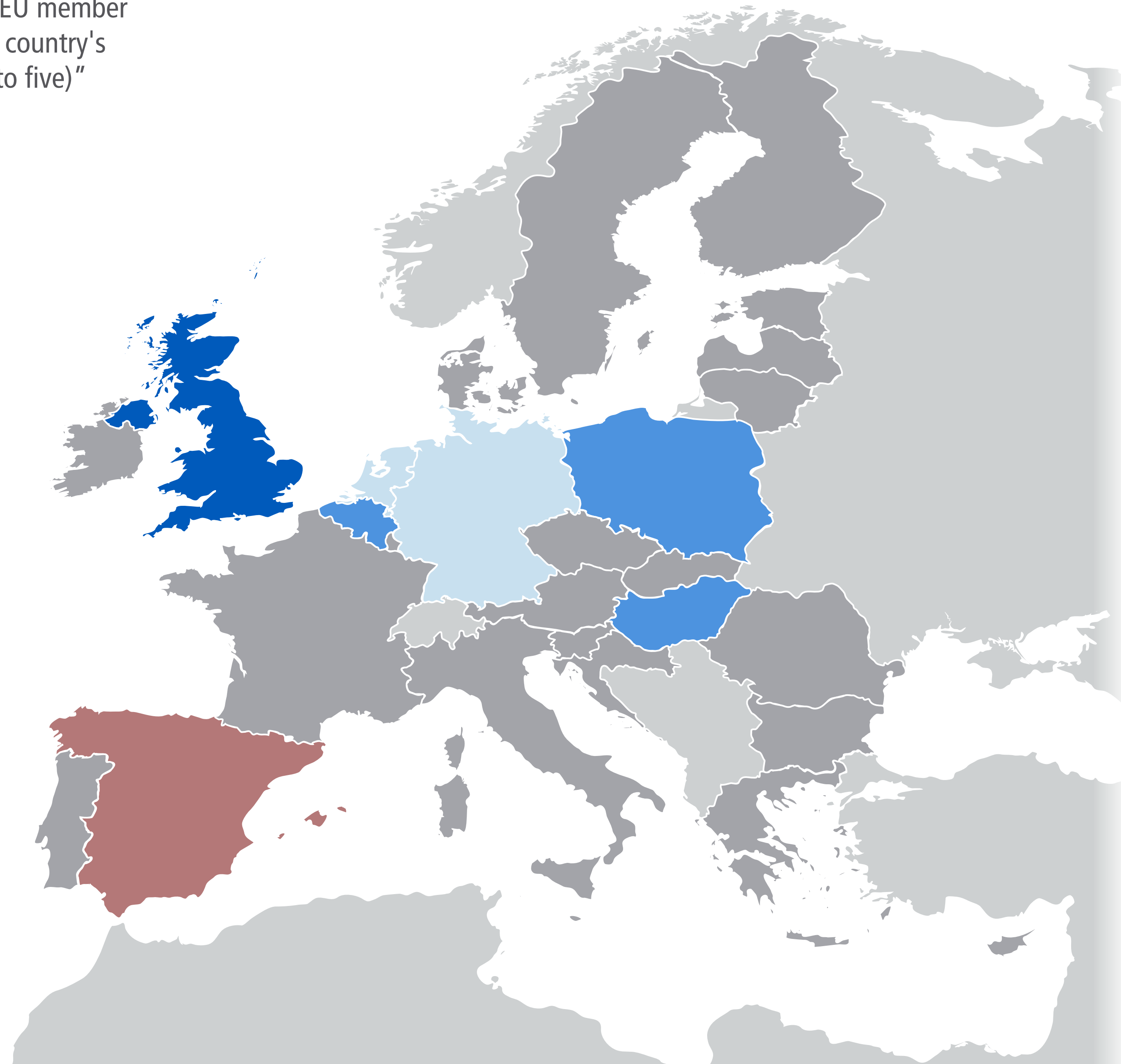
Most Contacted

Shared Interests

Most Responsive

**Most Disappointing**

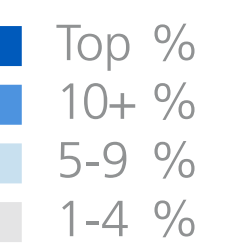
Commitment to Deeper Integration



Of 112 votes by 35 respondents, UK received the most: 23

42%	Big 6	Share of votes for group
33%	Visegrád 4	
32%	Founding 6	
29%	Affluent 7	
7%	Southern 7	

21%	UK	Share of votes for country
18%	Belgium	
15%	Hungary	
13%	Poland	
6%	Germany	
5%	Netherlands	
4%	Czech Rep.	
4%	Finland	
4%	Greece	
2%	Austria	
2%	Italy	
1%	Bulgaria	
1%	Croatia	
1%	France	
1%	Ireland	
1%	Slovakia	
1%	Slovenia	
1%	Sweden	



Rounded results. 0% shares not shown.

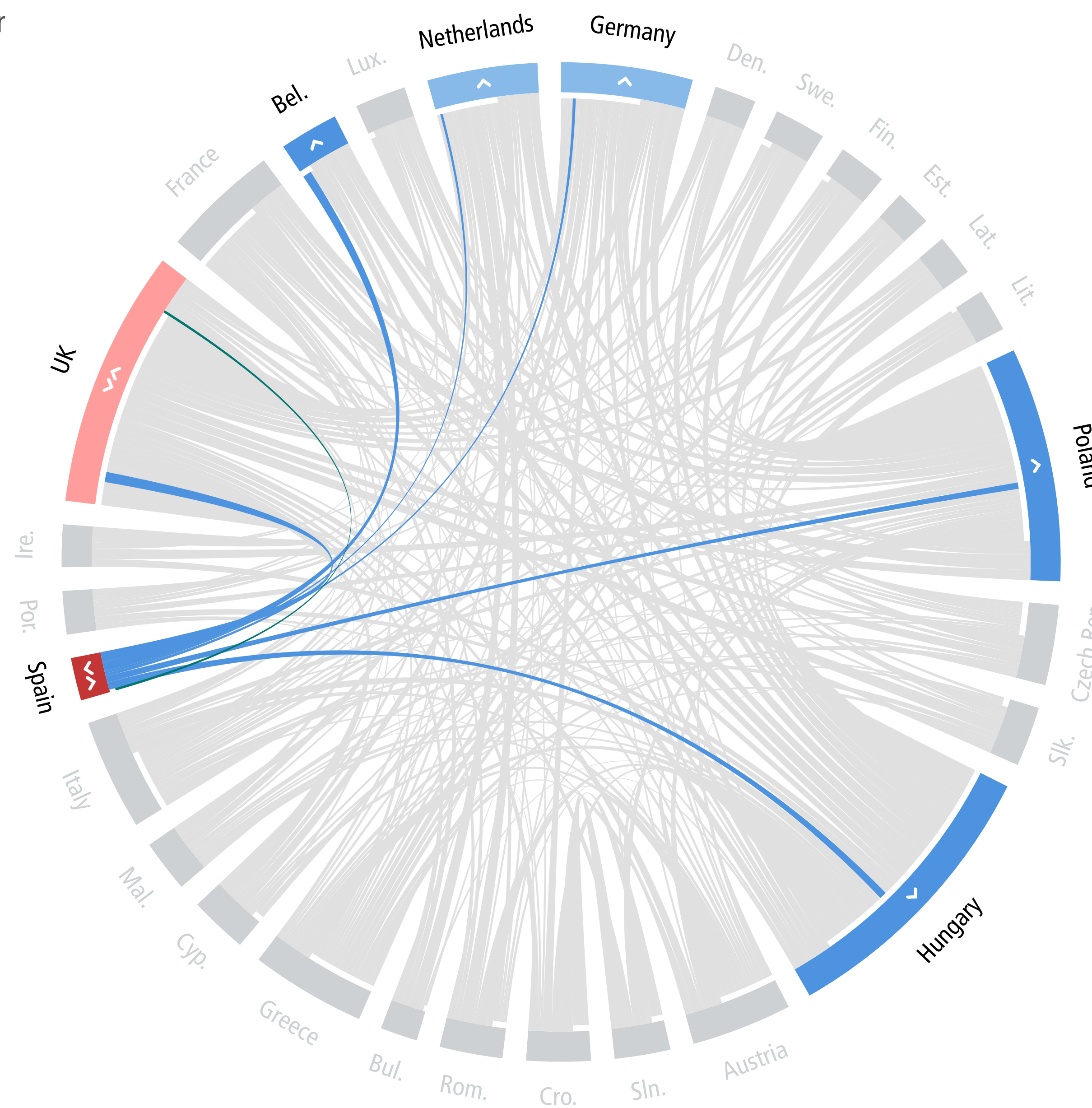


# Most Disappointing Votes for Spain by Spain Network

**Q4** "In the past two years, which EU member states have disappointed your country's government most? (select up to five)"

EU	<	○	Affluent Seven	<	>		
Big Six	<	>	Southern Seven	<	>		
Founding Six	<	>	Visegrád Four	<	>		
Austria	<	>	○	Italy	<	>	○
Belgium	<	>	○	Latvia	<	>	○
Bulgaria	<	>	○	Lithuania	<	>	○
Croatia	<	>	○	Luxembourg	<	>	○
Cyprus	<	>	○	Malta	<	>	○
Czech R.	<	>	○	Netherlands	<	>	○
Denmark	<	>	○	Poland	<	>	○
Estonia	<	>	○	Portugal	<	>	○
Finland	<	>	○	Romania	<	>	○
France	<	>	○	Slovakia	<	>	○
Germany	<	>	○	Slovenia	<	>	○
Greece	<	>	○	<b>Spain</b>	<	>	●
Hungary	<	>	○	Sweden	<	>	○
Ireland	<	>	○	UK	<	>	○

- Preferences Overview
- Most Contacted
- Shared Interests
- Most Responsive
- Most Disappointing**
- Commitment to Deeper Integration



Shared votes  
 stronger share weaker share  
 Spa 21% UK 5%

Lopsided votes  
 Only sending to  
 18% Belgium  
 15% Hungary  
 13% Poland  
 6% Germany  
 5% Netherlands

Rounded results. Shares below 5% not shown.

# Most Disappointing Votes for Sweden by Sweden Network

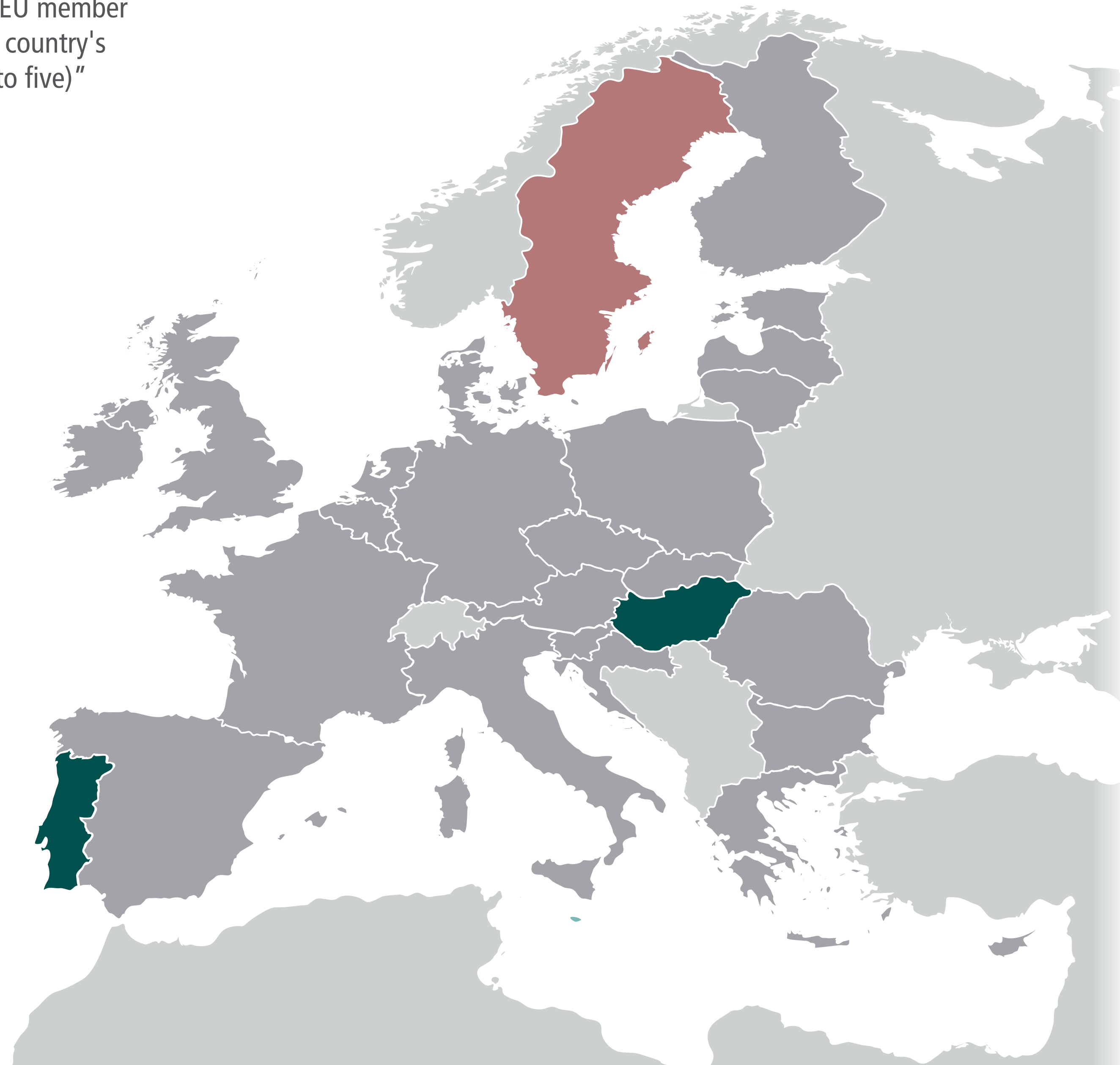
**Q4** "In the past two years, which EU member states have disappointed your country's government most? (select up to five)"

EU	<	<input type="radio"/>	Affluent Seven	<	>
Big Six	<	>	Southern Seven	<	>
Founding Six	<	>	Visegrád Four	<	>

---

Austria	<	>	<input type="radio"/>	Italy	<	>	<input type="radio"/>
Belgium	<	>	<input type="radio"/>	Latvia	<	>	<input type="radio"/>
Bulgaria	<	>	<input type="radio"/>	Lithuania	<	>	<input type="radio"/>
Croatia	<	>	<input type="radio"/>	Luxembourg	<	>	<input type="radio"/>
Cyprus	<	>	<input type="radio"/>	Malta	<	>	<input type="radio"/>
Czech R.	<	>	<input type="radio"/>	Netherlands	<	>	<input type="radio"/>
Denmark	<	>	<input type="radio"/>	Poland	<	>	<input type="radio"/>
Estonia	<	>	<input type="radio"/>	Portugal	<	>	<input type="radio"/>
Finland	<	>	<input type="radio"/>	Romania	<	>	<input type="radio"/>
France	<	>	<input type="radio"/>	Slovakia	<	>	<input type="radio"/>
Germany	<	>	<input type="radio"/>	Slovenia	<	>	<input type="radio"/>
Greece	<	>	<input type="radio"/>	Spain	<	>	<input type="radio"/>
Hungary	<	>	<input type="radio"/>	<b>Sweden</b>	<	>	<input checked="" type="radio"/>
Ireland	<	>	<input type="radio"/>	UK	<	>	<input type="radio"/>

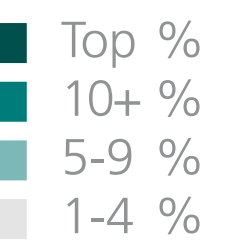
- Preferences Overview
- Most Contacted
- Shared Interests
- Most Responsive
- Most Disappointing**
- Commitment to Deeper Integration



Of 2248 votes by 730 respondents, Sweden received 29 (1.3%)

3%	Visegrád 4	Share of votes by group
2%	Southern 7	
1%	Big 6	
1%	Founding 6	

7%	Hungary	Share of votes by country
7%	Portugal	
5%	Malta	
3%	Czech Rep.	
2%	Austria	
2%	Bulgaria	
2%	Denmark	
2%	France	
2%	Greece	
2%	Latvia	
2%	Romania	
2%	Slovenia	
1%	Italy	
1%	Poland	
1%	Spain	
1%	UK	



Rounded results. 0% shares not shown.



# Most Disappointing Votes for Sweden by Sweden Network

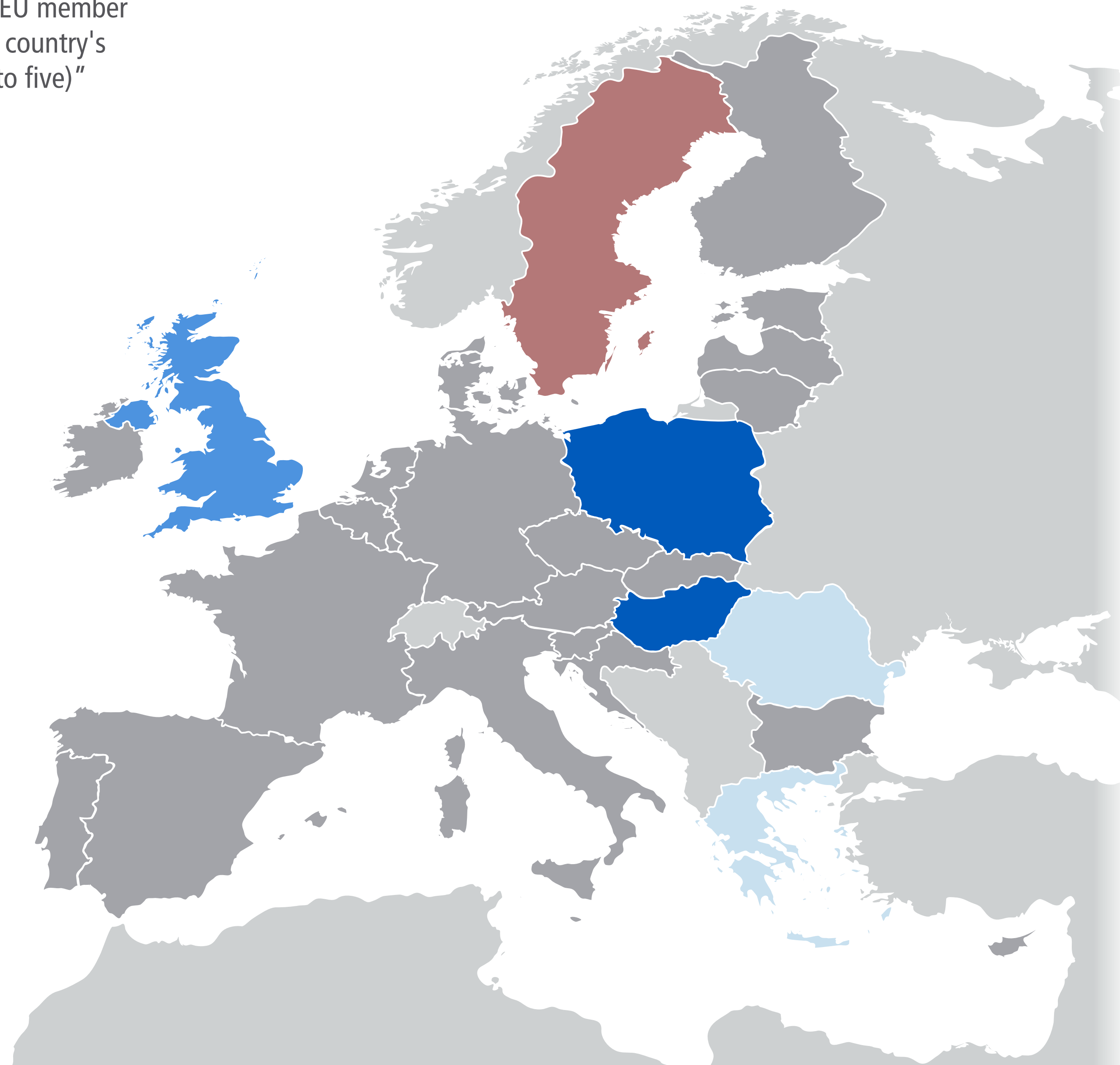
**Q4** "In the past two years, which EU member states have disappointed your country's government most? (select up to five)"

EU	<	<input type="radio"/>	Affluent Seven	<	>
Big Six	<	>	Southern Seven	<	>
Founding Six	<	>	Visegrád Four	<	>

---

Austria	<	>	<input type="radio"/>	Italy	<	>	<input type="radio"/>
Belgium	<	>	<input type="radio"/>	Latvia	<	>	<input type="radio"/>
Bulgaria	<	>	<input type="radio"/>	Lithuania	<	>	<input type="radio"/>
Croatia	<	>	<input type="radio"/>	Luxembourg	<	>	<input type="radio"/>
Cyprus	<	>	<input type="radio"/>	Malta	<	>	<input type="radio"/>
Czech R.	<	>	<input type="radio"/>	Netherlands	<	>	<input type="radio"/>
Denmark	<	>	<input type="radio"/>	Poland	<	>	<input type="radio"/>
Estonia	<	>	<input type="radio"/>	Portugal	<	>	<input type="radio"/>
Finland	<	>	<input type="radio"/>	Romania	<	>	<input type="radio"/>
France	<	>	<input type="radio"/>	Slovakia	<	>	<input type="radio"/>
Germany	<	>	<input type="radio"/>	Slovenia	<	>	<input type="radio"/>
Greece	<	>	<input type="radio"/>	Spain	<	>	<input type="radio"/>
Hungary	<	>	<input type="radio"/>	<b>Sweden</b>	<	>	<input checked="" type="radio"/>
Ireland	<	>	<input type="radio"/>	UK	<	>	<input type="radio"/>

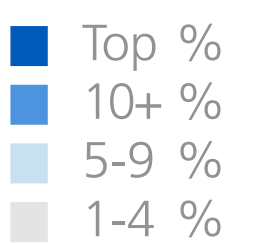
- Preferences Overview
- Most Contacted
- Shared Interests
- Most Responsive
- Most Disappointing**
- Commitment to Deeper Integration



Of 89 votes by 26 respondents, Hungary received the most: 22

55%	Visegrád 4	Share of votes for group
46%	Big 6	
15%	Southern 7	
4%	Affluent 7	
3%	Founding 6	

25%	Hungary	Share of votes for country
25%	Poland	
17%	UK	
8%	Greece	
6%	Romania	
4%	Czech Rep.	
3%	Austria	
3%	Bulgaria	
3%	Italy	
2%	Cyprus	
1%	Denmark	
1%	Slovakia	
1%	Spain	



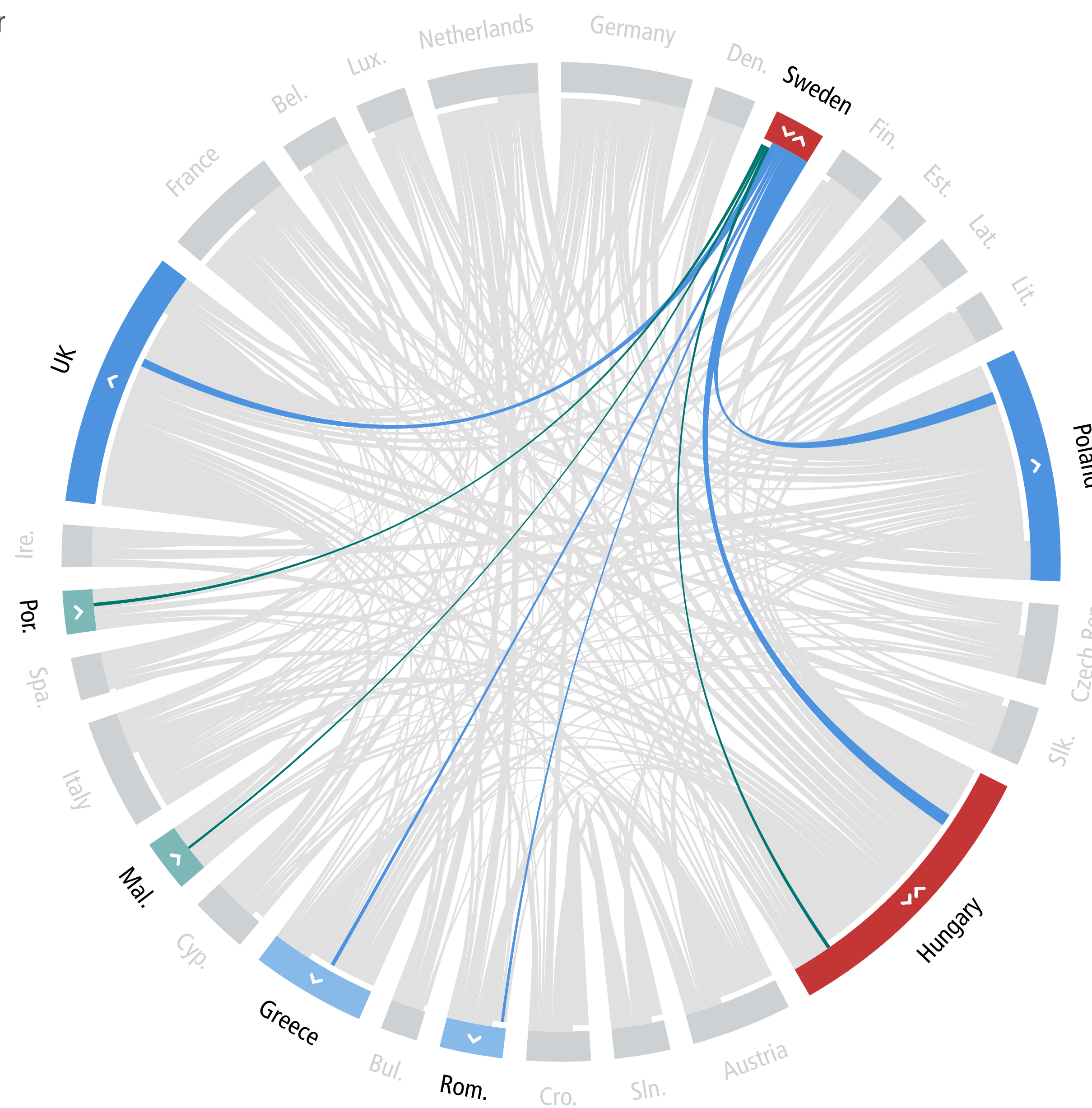
Rounded results. 0% shares not shown.

# Most Disappointing Votes for Sweden by Sweden Network

**Q4** "In the past two years, which EU member states have disappointed your country's government most? (select up to five)"

EU	<	○	Affluent Seven	<	>		
Big Six	<	>	Southern Seven	<	>		
Founding Six	<	>	Visegrád Four	<	>		
Austria	<	>	○	Italy	<	>	○
Belgium	<	>	○	Latvia	<	>	○
Bulgaria	<	>	○	Lithuania	<	>	○
Croatia	<	>	○	Luxembourg	<	>	○
Cyprus	<	>	○	Malta	<	>	○
Czech R.	<	>	○	Netherlands	<	>	○
Denmark	<	>	○	Poland	<	>	○
Estonia	<	>	○	Portugal	<	>	○
Finland	<	>	○	Romania	<	>	○
France	<	>	○	Slovakia	<	>	○
Germany	<	>	○	Slovenia	<	>	○
Greece	<	>	○	Spain	<	>	○
Hungary	<	>	○	Sweden	<	>	●
Ireland	<	>	○	UK	<	>	○

- Preferences Overview
- Most Contacted
- Shared Interests
- Most Responsive
- Most Disappointing**
- Commitment to Deeper Integration



Shared votes  
 stronger share weaker share  
 Swe25% Hun 7%

Lopsided votes  
 Only sending to  
 25% Poland  
 17% UK  
 8% Greece  
 6% Romania  
 Only receiving from  
 7% Portugal  
 5% Malta

Rounded results. Shares below 5% not shown.



# Most Disappointing Votes for UK by UK Network

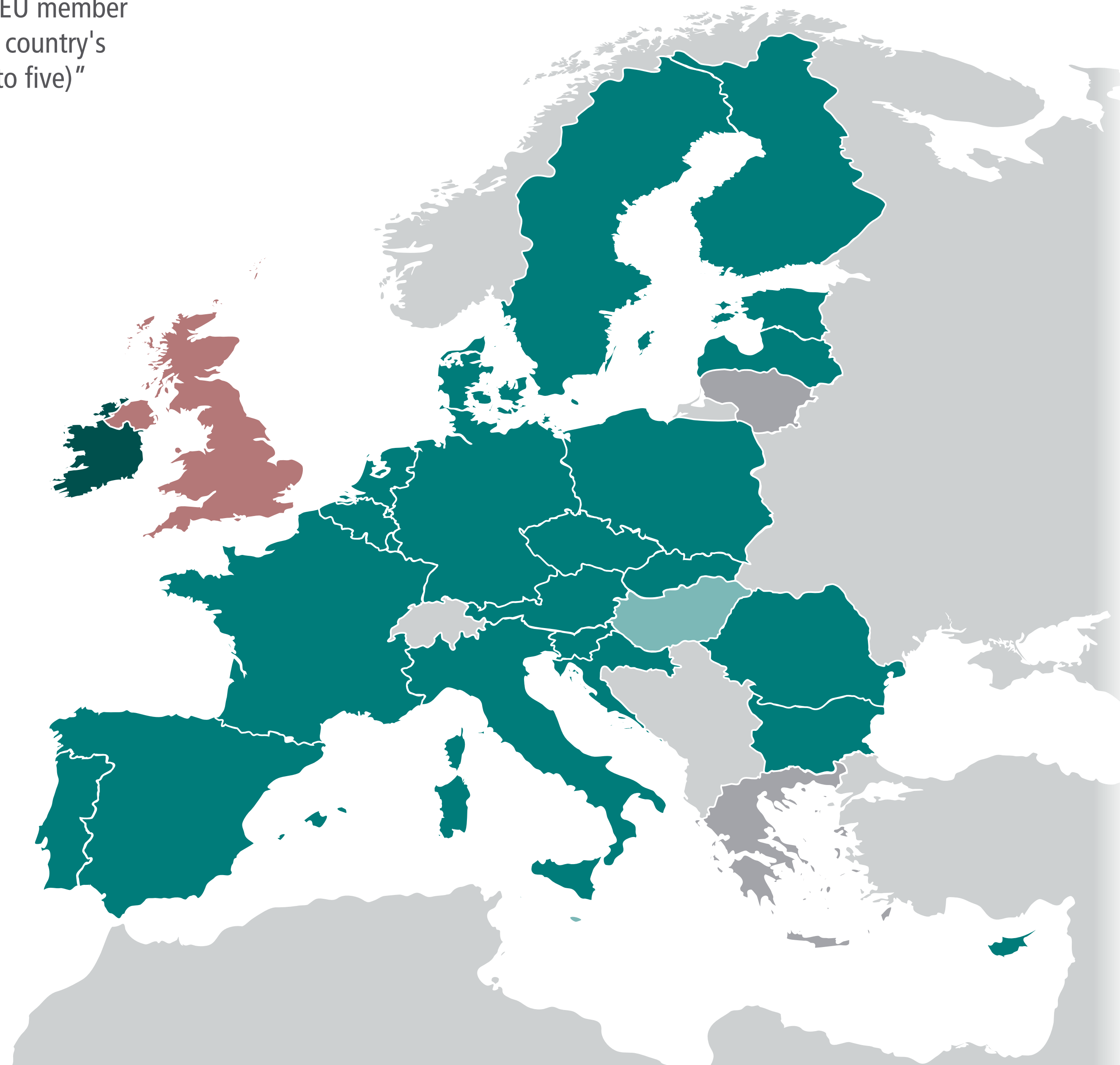
**Q4** "In the past two years, which EU member states have disappointed your country's government most? (select up to five)"

EU	<	<input type="radio"/>	Affluent Seven	<	>
Big Six	<	>	Southern Seven	<	>
Founding Six	<	>	Visegrád Four	<	>

---

Austria	<	>	<input type="radio"/>	Italy	<	>	<input type="radio"/>
Belgium	<	>	<input type="radio"/>	Latvia	<	>	<input type="radio"/>
Bulgaria	<	>	<input type="radio"/>	Lithuania	<	>	<input type="radio"/>
Croatia	<	>	<input type="radio"/>	Luxembourg	<	>	<input type="radio"/>
Cyprus	<	>	<input type="radio"/>	Malta	<	>	<input type="radio"/>
Czech R.	<	>	<input type="radio"/>	Netherlands	<	>	<input type="radio"/>
Denmark	<	>	<input type="radio"/>	Poland	<	>	<input type="radio"/>
Estonia	<	>	<input type="radio"/>	Portugal	<	>	<input type="radio"/>
Finland	<	>	<input type="radio"/>	Romania	<	>	<input type="radio"/>
France	<	>	<input type="radio"/>	Slovakia	<	>	<input type="radio"/>
Germany	<	>	<input type="radio"/>	Slovenia	<	>	<input type="radio"/>
Greece	<	>	<input type="radio"/>	Spain	<	>	<input type="radio"/>
Hungary	<	>	<input type="radio"/>	Sweden	<	>	<input type="radio"/>
Ireland	<	>	<input type="radio"/>	UK	<	>	<input checked="" type="radio"/>

- Preferences Overview
- Most Contacted
- Shared Interests
- Most Responsive
- Most Disappointing**
- Commitment to Deeper Integration



Of 2248 votes by 730 respondents, UK received 339 (15.1%)

18%	Visegrád 4	Share of votes by group
15%	Affluent 7	
15%	Big 6	
15%	Founding 6	
14%	Southern 7	

32%	Ireland	Share of votes by country
27%	Slovakia	
26%	Cyprus	
23%	Denmark	
22%	Germany	
21%	Poland	
21%	Spain	
20%	Czech Rep.	
19%	Austria	
18%	Belgium	
17%	Estonia	
17%	Sweden	
16%	Latvia	
16%	Portugal	
14%	Bulgaria	
14%	Croatia	
13%	France	
13%	Netherlands	
13%	Slovenia	
12%	Luxembourg	
11%	Finland	
10%	Italy	
10%	Romania	
6%	Hungary	
5%	Malta	
4%	Greece	
3%	Lithuania	

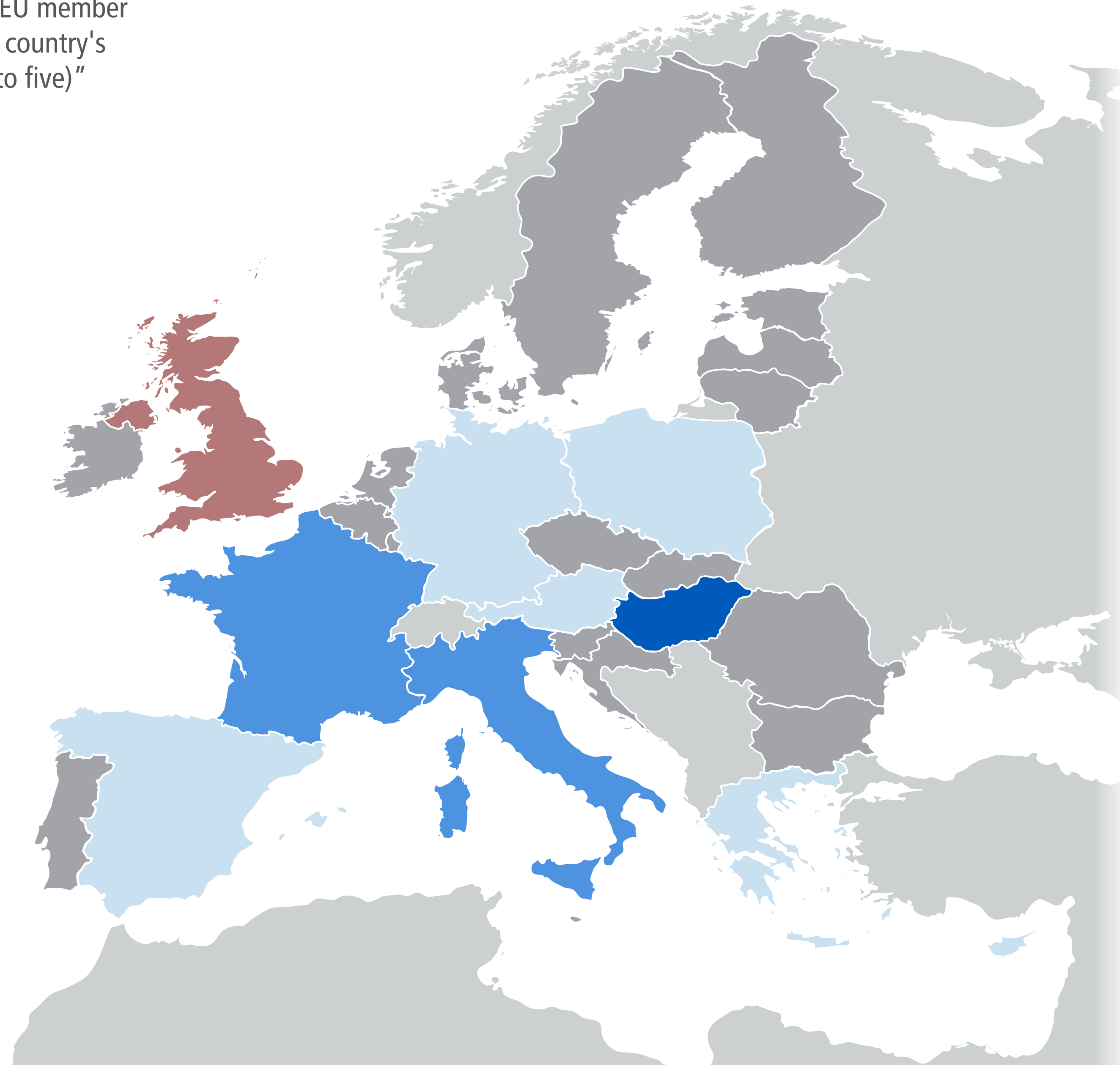
Rounded results. 0% shares not shown.

# Most Disappointing Votes for UK by UK Network

**Q4** "In the past two years, which EU member states have disappointed your country's government most? (select up to five)"

EU	<	<input type="radio"/>	Affluent Seven	<	>		
Big Six	<	>	Southern Seven	<	>		
Founding Six	<	>	Visegrád Four	<	>		
Austria	<	>	<input type="radio"/>	Italy	<	>	<input type="radio"/>
Belgium	<	>	<input type="radio"/>	Latvia	<	>	<input type="radio"/>
Bulgaria	<	>	<input type="radio"/>	Lithuania	<	>	<input type="radio"/>
Croatia	<	>	<input type="radio"/>	Luxembourg	<	>	<input type="radio"/>
Cyprus	<	>	<input type="radio"/>	Malta	<	>	<input type="radio"/>
Czech R.	<	>	<input type="radio"/>	Netherlands	<	>	<input type="radio"/>
Denmark	<	>	<input type="radio"/>	Poland	<	>	<input type="radio"/>
Estonia	<	>	<input type="radio"/>	Portugal	<	>	<input type="radio"/>
Finland	<	>	<input type="radio"/>	Romania	<	>	<input type="radio"/>
France	<	>	<input type="radio"/>	Slovakia	<	>	<input type="radio"/>
Germany	<	>	<input type="radio"/>	Slovenia	<	>	<input type="radio"/>
Greece	<	>	<input type="radio"/>	Spain	<	>	<input type="radio"/>
Hungary	<	>	<input type="radio"/>	Sweden	<	>	<input type="radio"/>
Ireland	<	>	<input type="radio"/>	<b>UK</b>	<	>	<input checked="" type="radio"/>

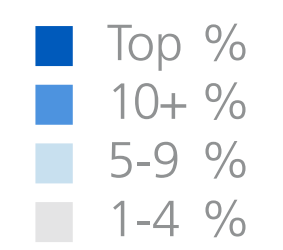
- Preferences Overview
- Most Contacted
- Shared Interests
- Most Responsive
- Most Disappointing**
- Commitment to Deeper Integration



Of 87 votes by 29 respondents, Hungary received the most: 13

45%	Big 6	Share of votes for group
45%	Southern 7	
37%	Founding 6	
26%	Visegrád 4	
17%	Affluent 7	

15%	Hungary	Share of votes for country
13%	France	
10%	Italy	
9%	Germany	
9%	Greece	
8%	Austria	
8%	Poland	
6%	Cyprus	
5%	Spain	
2%	Belgium	
2%	Denmark	
2%	Ireland	
2%	Netherlands	
2%	Slovakia	
1%	Czech Rep.	
1%	Finland	
1%	Malta	
1%	Portugal	
1%	Sweden	



Rounded results. 0% shares not shown.

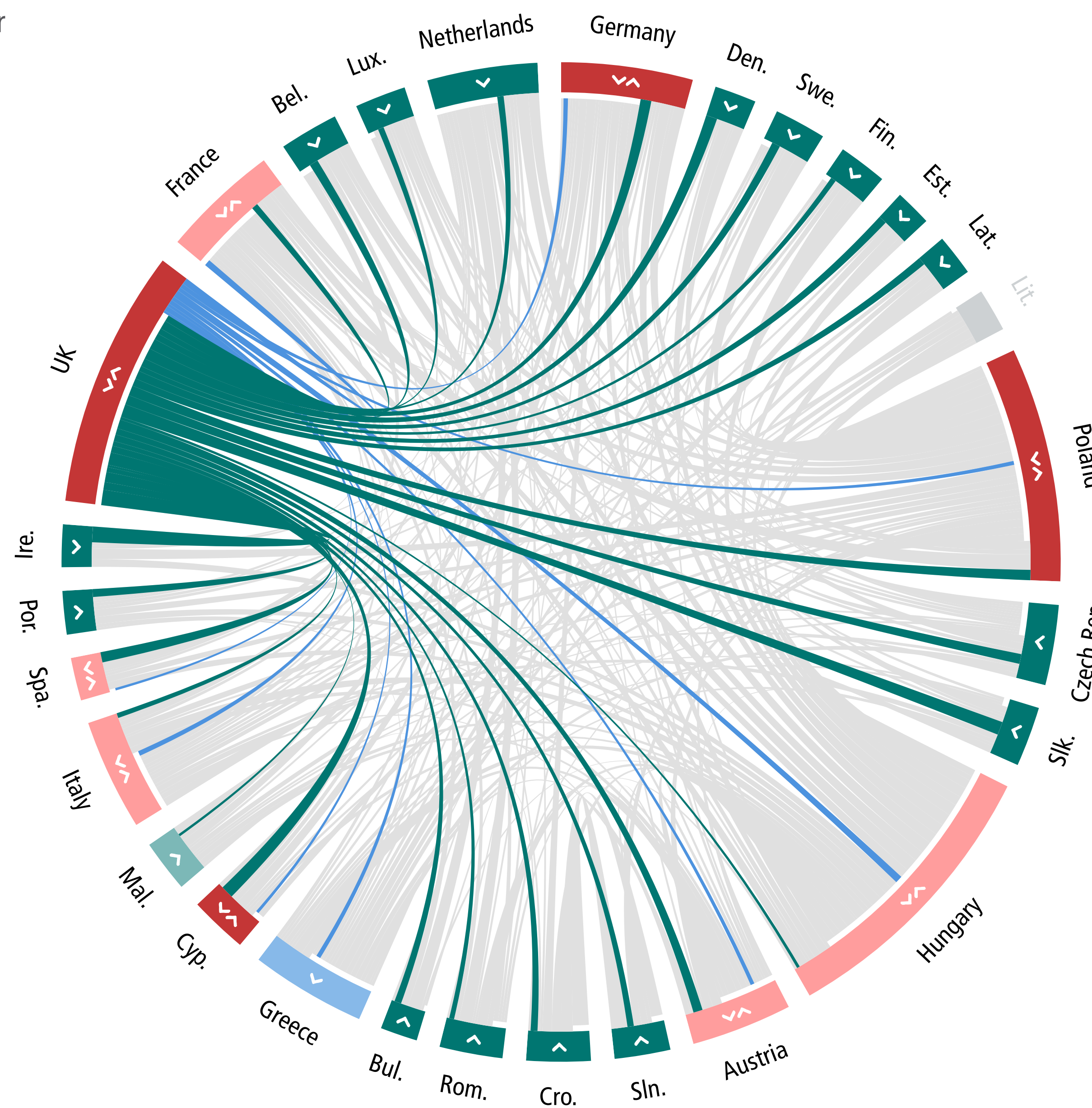


# Most Disappointing Votes for UK by UK Network

**Q4** "In the past two years, which EU member states have disappointed your country's government most? (select up to five)"

EU	<	○	Affluent Seven	<	>		
Big Six	<	>	Southern Seven	<	>		
Founding Six	<	>	Visegrád Four	<	>		
Austria	<	>	○	Italy	<	>	○
Belgium	<	>	○	Latvia	<	>	○
Bulgaria	<	>	○	Lithuania	<	>	○
Croatia	<	>	○	Luxembourg	<	>	○
Cyprus	<	>	○	Malta	<	>	○
Czech R.	<	>	○	Netherlands	<	>	○
Denmark	<	>	○	Poland	<	>	○
Estonia	<	>	○	Portugal	<	>	○
Finland	<	>	○	Romania	<	>	○
France	<	>	○	Slovakia	<	>	○
Germany	<	>	○	Slovenia	<	>	○
Greece	<	>	○	Spain	<	>	○
Hungary	<	>	○	Sweden	<	>	○
Ireland	<	>	○	UK	<	>	●

- Preferences Overview
- Most Contacted
- Shared Interests
- Most Responsive
- Most Disappointing**
- Commitment to Deeper Integration



**Shared votes**

stronger share	weaker share
Cyp 26%	UK 6%
Ger 22%	UK 9%
Pol 21%	UK 8%
Aut 19%	UK 8%
UK 13%	Fra 13%
Spa 21%	UK 5%
UK 15%	Hun 6%
UK 10%	Ita 10%

**Lopsided votes**

- Only sending to**
  - 9% Greece
- Only receiving from**
  - 32% Ireland
  - 27% Slovakia
  - 23% Denmark
  - 20% Czech Rep.
  - 18% Belgium
  - 17% Estonia
  - 17% Sweden
  - 16% Latvia
  - 16% Portugal
  - 14% Bulgaria
  - 14% Croatia
  - 13% Netherlands
  - 13% Slovenia
  - 12% Luxembourg
  - 11% Finland

Rounded results. Shares below 5% not shown.

# Deeper Integration Votes total EU EU vs. Country votes


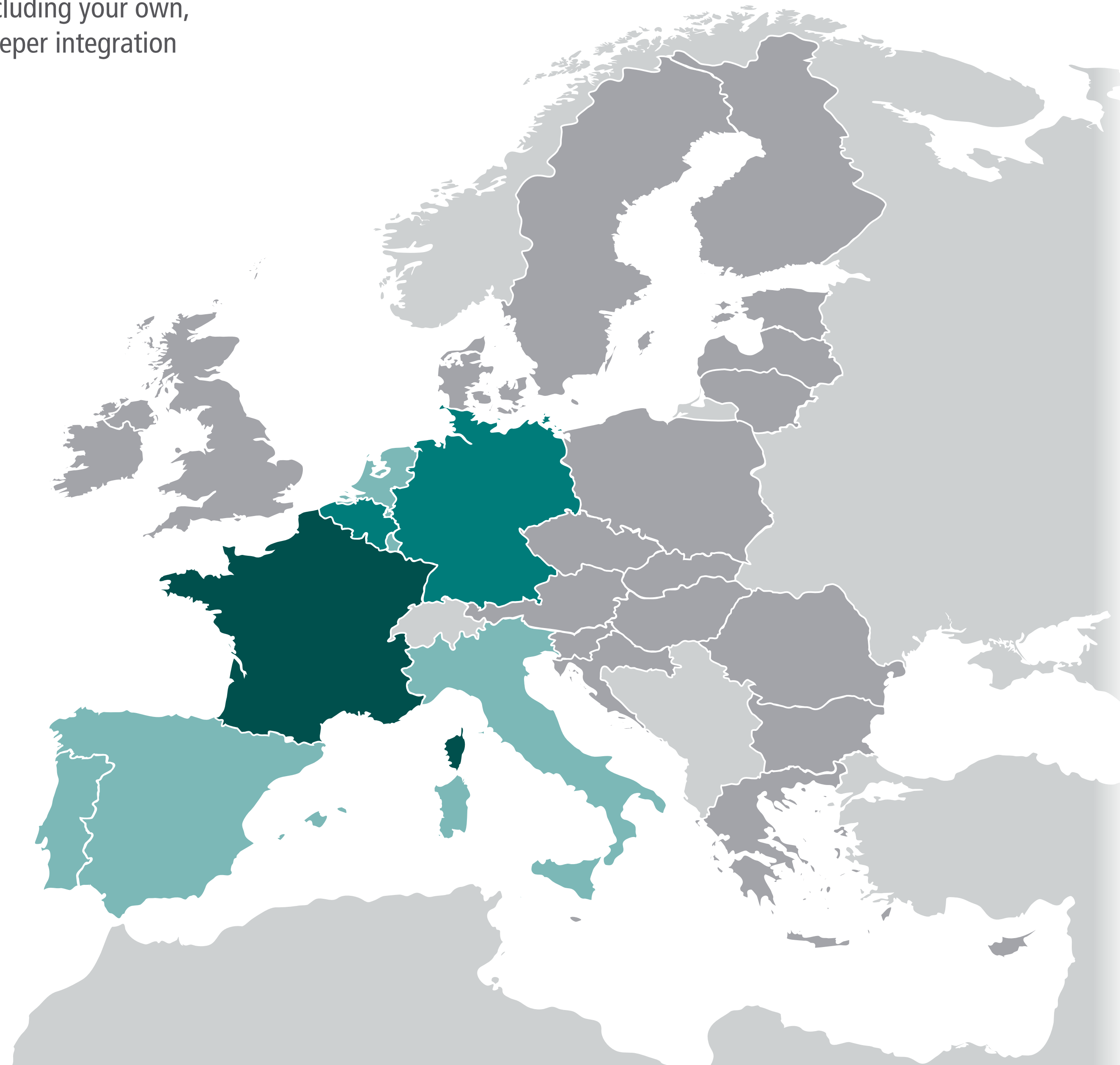
**Q5** "Which EU member states, including your own, are generally committed to deeper integration or 'more Europe'?"

EU	<input checked="" type="radio"/>	Affluent Seven	<input type="radio"/>
Big Six	<input type="radio"/>	Southern Seven	<input type="radio"/>
Founding Six	<input type="radio"/>	Visegrád Four	<input type="radio"/>

---

Austria	<input type="radio"/>	Italy	<input type="radio"/>
Belgium	<input type="radio"/>	Latvia	<input type="radio"/>
Bulgaria	<input type="radio"/>	Lithuania	<input type="radio"/>
Croatia	<input type="radio"/>	Luxembourg	<input type="radio"/>
Cyprus	<input type="radio"/>	Malta	<input type="radio"/>
Czech R.	<input type="radio"/>	Netherlands	<input type="radio"/>
Denmark	<input type="radio"/>	Poland	<input type="radio"/>
Estonia	<input type="radio"/>	Portugal	<input type="radio"/>
Finland	<input type="radio"/>	Romania	<input type="radio"/>
France	<input type="radio"/>	Slovakia	<input type="radio"/>
Germany	<input type="radio"/>	Slovenia	<input type="radio"/>
Greece	<input type="radio"/>	Spain	<input type="radio"/>
Hungary	<input type="radio"/>	Sweden	<input type="radio"/>
Ireland	<input type="radio"/>	UK	<input type="radio"/>

- Preferences Overview
- Most Contacted
- Shared Interests
- Most Responsive
- Most Disappointing
- Commitment to Deeper Integration**



Of 3761 votes by 703 respondents, France received the most: 565

56.9%	Founding 6	Share of votes by group
39.5%	Big 6	
33.6%	Southern 7	
29.9%	Affluent 7	
2.2%	Visegrád 4	

15.0%	France	Share of votes by country
13.2%	Germany	
10.4%	Belgium	
8.8%	Luxembourg	
5.8%	Spain	
4.9%	Italy	
4.6%	Netherlands	
4.6%	Portugal	
4.3%	Estonia	
3.8%	Ireland	
3.0%	Lithuania	
2.8%	Latvia	
2.4%	Finland	
2.1%	Slovenia	
2.0%	Sweden	
1.9%	Romania	
1.8%	Bulgaria	
1.5%	Greece	
1.4%	Slovakia	
1.2%	Croatia	
1.1%	Austria	
0.9%	Malta	
0.8%	Cyprus	
0.7%	Denmark	
0.4%	Czech Rep.	
0.4%	Poland	
0.1%	Hungary	
0.1%	UK	



# Deeper Integration Votes total EU EU vs. Country votes

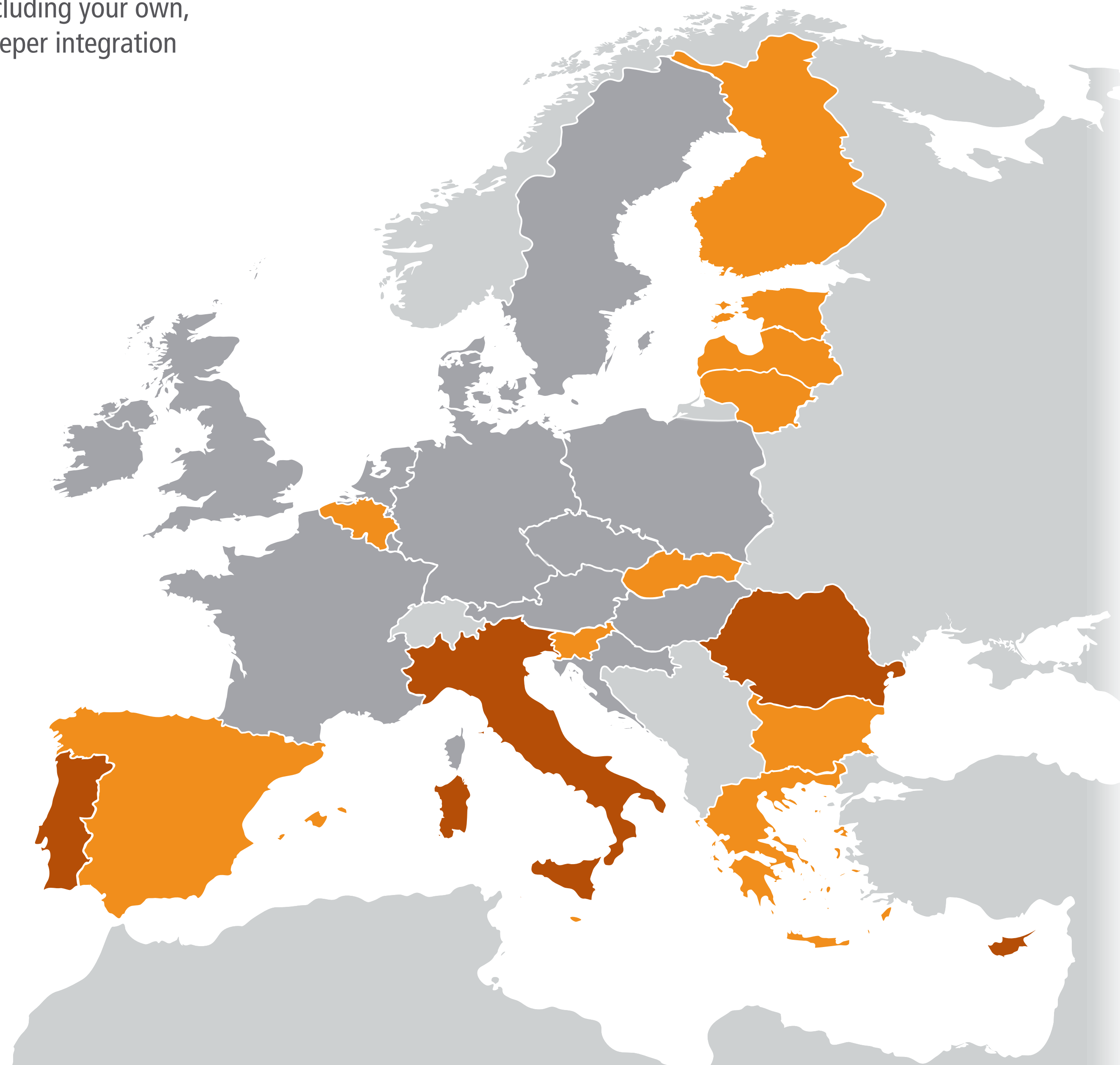
**Q5** "Which EU member states, including your own, are generally committed to deeper integration or 'more Europe'?"

EU	<	<input checked="" type="radio"/>	Affluent Seven	<	>
Big Six	<	>	Southern Seven	<	>
Founding Six	<	>	Visegrád Four	<	>

---

Austria	<	>	<input type="radio"/>	Italy	<	>	<input type="radio"/>
Belgium	<	>	<input type="radio"/>	Latvia	<	>	<input type="radio"/>
Bulgaria	<	>	<input type="radio"/>	Lithuania	<	>	<input type="radio"/>
Croatia	<	>	<input type="radio"/>	Luxembourg	<	>	<input type="radio"/>
Cyprus	<	>	<input type="radio"/>	Malta	<	>	<input type="radio"/>
Czech R.	<	>	<input type="radio"/>	Netherlands	<	>	<input type="radio"/>
Denmark	<	>	<input type="radio"/>	Poland	<	>	<input type="radio"/>
Estonia	<	>	<input type="radio"/>	Portugal	<	>	<input type="radio"/>
Finland	<	>	<input type="radio"/>	Romania	<	>	<input type="radio"/>
France	<	>	<input type="radio"/>	Slovakia	<	>	<input type="radio"/>
Germany	<	>	<input type="radio"/>	Slovenia	<	>	<input type="radio"/>
Greece	<	>	<input type="radio"/>	Spain	<	>	<input type="radio"/>
Hungary	<	>	<input type="radio"/>	Sweden	<	>	<input type="radio"/>
Ireland	<	>	<input type="radio"/>	UK	<	>	<input type="radio"/>

- Preferences Overview
- Most Contacted
- Shared Interests
- Most Responsive
- Most Disappointing
- Commitment to Deeper Integration**



EU votes	Country votes	deviation
15%	Fra 14%	+1
13%	Ger 14%	-1
10%	Bel 15%	-5
9%	Lux 13%	-4
6%	Spa 15%	-9
5%	Ita 15%	-10
5%	Net 4%	+1
5%	Por 15%	-10
4%	Est 13%	-9
4%	Ire 8%	-4
3%	Lat 8%	-5
3%	Lit 12%	-9
2%	Bul 11%	-9
2%	Fin 8%	-6
2%	Gre 9%	-7
2%	Rom 13%	-11
2%	Sln 11%	-9
2%	Swe 2%	
1%	Aus 4%	-3
1%	Cro 1%	
1%	Cyp 13%	-12
1%	Den 1%	
1%	Mal 9%	-8
1%	Slk 9%	-8
0%	Cze 1%	-1
0%	Hun 0%	
0%	Pol 1%	-1
0%	UK 2%	-2

# Deeper Integration Votes for Big Six by Big Six

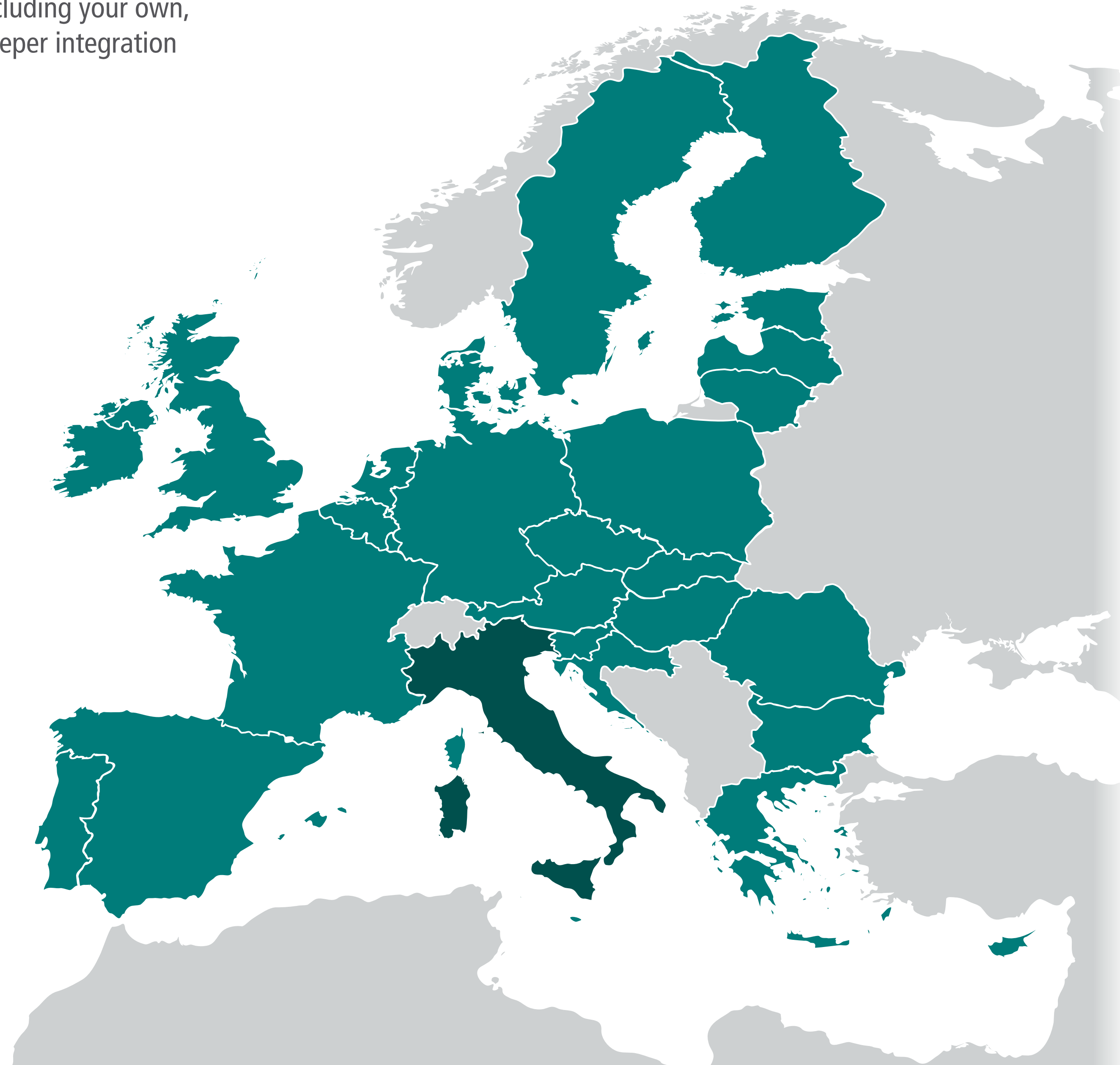
**Q5** "Which EU member states, including your own, are generally committed to deeper integration or 'more Europe'?"

EU	< ○	Affluent Seven	< >
<b>Big Six</b>	< <b>■</b> >	Southern Seven	< >
Founding Six	< >	Visegrád Four	< >

Austria	< > ○	Italy	< > ○
Belgium	< > ○	Latvia	< > ○
Bulgaria	< > ○	Lithuania	< > ○
Croatia	< > ○	Luxembourg	< > ○
Cyprus	< > ○	Malta	< > ○
Czech R.	< > ○	Netherlands	< > ○
Denmark	< > ○	Poland	< > ○
Estonia	< > ○	Portugal	< > ○
Finland	< > ○	Romania	< > ○
France	< > ○	Slovakia	< > ○
Germany	< > ○	Slovenia	< > ○
Greece	< > ○	Spain	< > ○
Hungary	< > ○	Sweden	< > ○
Ireland	< > ○	UK	< > ○

- Preferences Overview
- Most Contacted
- Shared Interests
- Most Responsive
- Most Disappointing
- Commitment to Deeper Integration**



Of 3761 votes by 703 respondents, Big 6 received 1486 (39.5%)

47%	Big 6	Share of votes by group
47%	Southern 7	
45%	Founding 6	
41%	Affluent 7	
35%	Visegrád 4	

60%	Italy	Share of votes by country
51%	Portugal	
50%	Spain	
47%	Netherlands	
47%	Poland	
46%	Finland	
43%	Germany	
43%	Ireland	
43%	Malta	
42%	France	
42%	UK	
41%	Sweden	
38%	Austria	
38%	Denmark	
38%	Greece	
37%	Belgium	
37%	Estonia	
36%	Romania	
35%	Luxembourg	
33%	Croatia	
33%	Lithuania	
31%	Bulgaria	
31%	Cyprus	
31%	Slovakia	
30%	Hungary	
28%	Czech Rep.	
27%	Slovenia	
26%	Latvia	

Rounded results. 0% shares not shown.



# Deeper Integration Votes for Big Six by Big Six

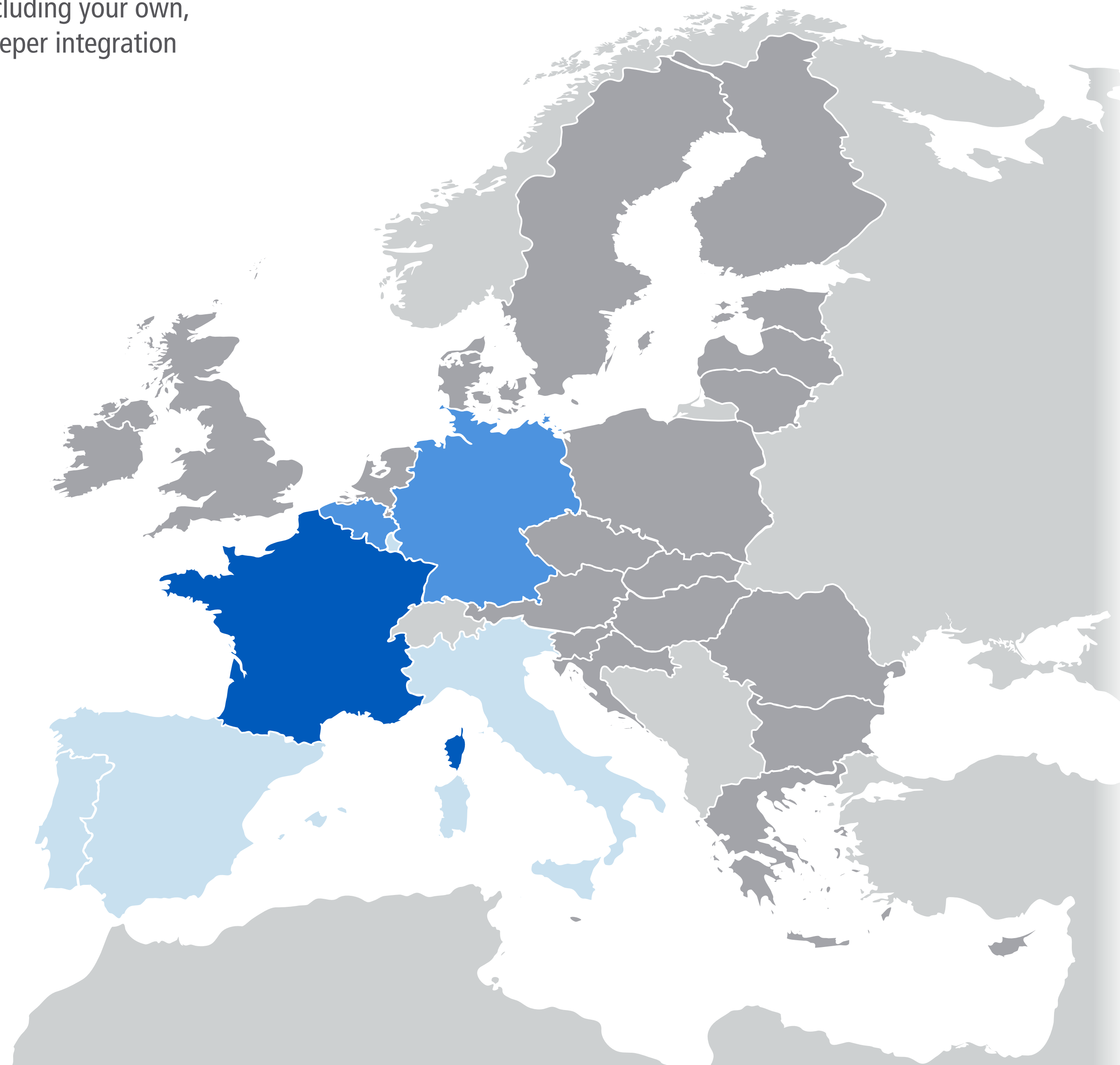
**Q5** "Which EU member states, including your own, are generally committed to deeper integration or 'more Europe'?"

EU	< ○	Affluent Seven	< >
Big Six	< <b>▶</b>	Southern Seven	< >
Founding Six	< >	Visegrád Four	< >

Austria	< > ○	Italy	< > ○
Belgium	< > ○	Latvia	< > ○
Bulgaria	< > ○	Lithuania	< > ○
Croatia	< > ○	Luxembourg	< > ○
Cyprus	< > ○	Malta	< > ○
Czech R.	< > ○	Netherlands	< > ○
Denmark	< > ○	Poland	< > ○
Estonia	< > ○	Portugal	< > ○
Finland	< > ○	Romania	< > ○
France	< > ○	Slovakia	< > ○
Germany	< > ○	Slovenia	< > ○
Greece	< > ○	Spain	< > ○
Hungary	< > ○	Sweden	< > ○
Ireland	< > ○	UK	< > ○

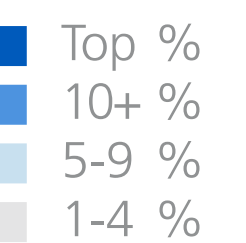
- Preferences Overview
- Most Contacted
- Shared Interests
- Most Responsive
- Most Disappointing
- Commitment to Deeper Integration**



Of 1189 votes by 236 respondents, France received the most: 192

62%	Founding 6	Share of votes for group
47%	Big 6	
41%	Southern 7	
29%	Affluent 7	
1%	Visegrád 4	

16%	France	Share of votes for country
14%	Germany	
11%	Belgium	
9%	Luxembourg	
8%	Italy	
8%	Spain	
6%	Portugal	
4%	Ireland	
4%	Netherlands	
3%	Estonia	
2%	Finland	
2%	Greece	
2%	Latvia	
2%	Lithuania	
2%	Slovenia	
1%	Austria	
1%	Bulgaria	
1%	Croatia	
1%	Denmark	
1%	Romania	
1%	Slovakia	
1%	Sweden	



Rounded results. 0% shares not shown.

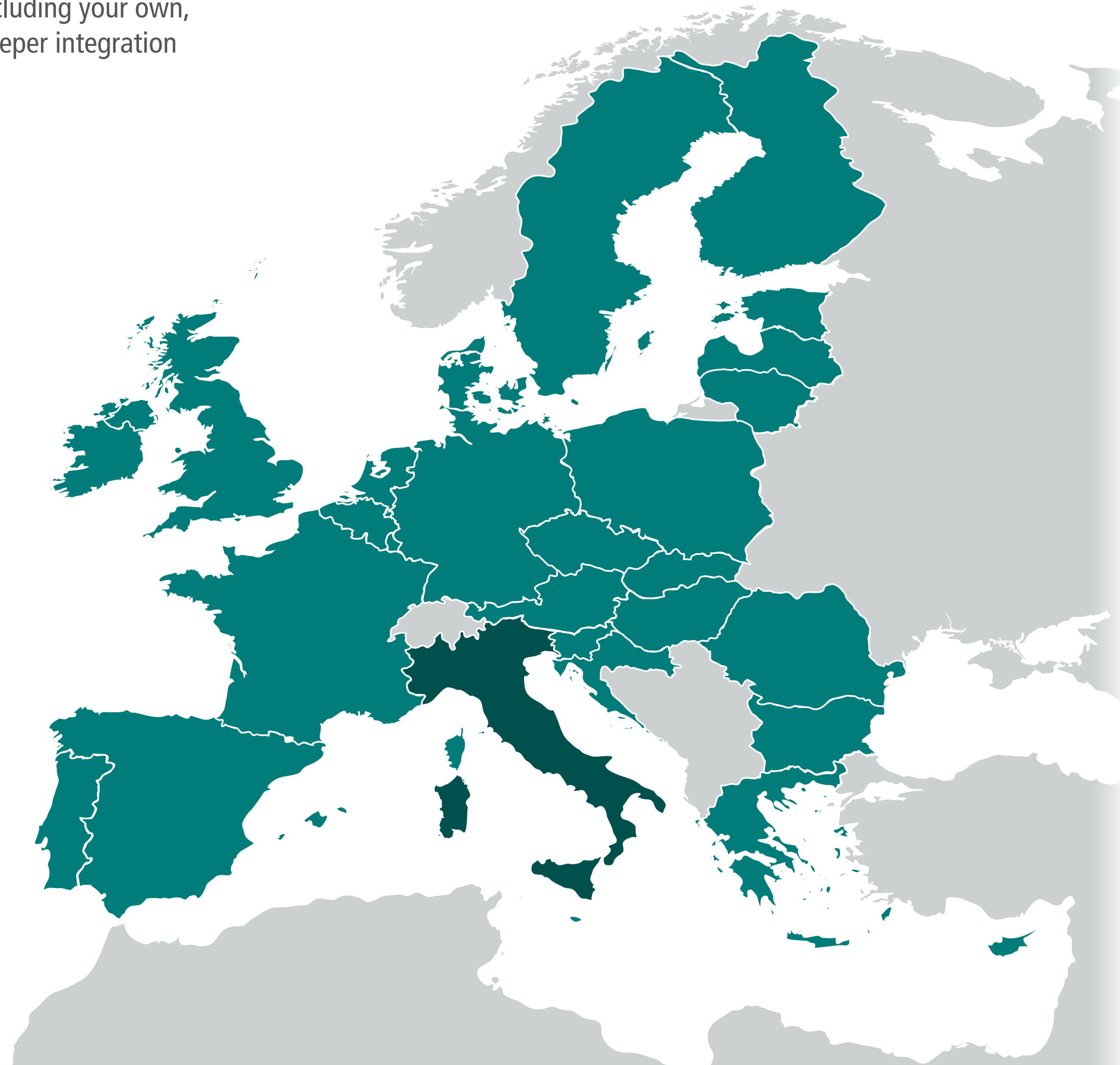
# Deeper Integration Votes for Founding Six by Founding Six

**Q5** "Which EU member states, including your own, are generally committed to deeper integration or 'more Europe'?"

- EU  Affluent Seven
- Big Six  Southern Seven
- Founding Six  Visegrád Four

- |          |                       |             |                       |
|----------|-----------------------|-------------|-----------------------|
| Austria  | <input type="radio"/> | Italy       | <input type="radio"/> |
| Belgium  | <input type="radio"/> | Latvia      | <input type="radio"/> |
| Bulgaria | <input type="radio"/> | Lithuania   | <input type="radio"/> |
| Croatia  | <input type="radio"/> | Luxembourg  | <input type="radio"/> |
| Cyprus   | <input type="radio"/> | Malta       | <input type="radio"/> |
| Czech R. | <input type="radio"/> | Netherlands | <input type="radio"/> |
| Denmark  | <input type="radio"/> | Poland      | <input type="radio"/> |
| Estonia  | <input type="radio"/> | Portugal    | <input type="radio"/> |
| Finland  | <input type="radio"/> | Romania     | <input type="radio"/> |
| France   | <input type="radio"/> | Slovakia    | <input type="radio"/> |
| Germany  | <input type="radio"/> | Slovenia    | <input type="radio"/> |
| Greece   | <input type="radio"/> | Spain       | <input type="radio"/> |
| Hungary  | <input type="radio"/> | Sweden      | <input type="radio"/> |
| Ireland  | <input type="radio"/> | UK          | <input type="radio"/> |

- Preferences Overview
- Most Contacted
- Shared Interests
- Most Responsive
- Most Disappointing
- Commitment to Deeper Integration



Of 3761 votes by 703 respondents, Founding 6 received 2140 (56.9%)

64%	Founding 6	Share of votes by group
62%	Affluent 7	
62%	Big 6	
60%	Southern 7	
56%	Visegrád 4	

72%	Italy	Share of votes by country
67%	Finland	
66%	Belgium	
66%	Hungary	
66%	Netherlands	
66%	UK	
65%	Malta	
64%	Poland	
62%	Estonia	
62%	Luxembourg	
60%	France	
60%	Germany	
60%	Ireland	
60%	Sweden	
56%	Portugal	
55%	Austria	
55%	Denmark	
55%	Greece	
54%	Spain	
53%	Slovenia	
51%	Cyprus	
51%	Latvia	
48%	Croatia	
47%	Czech Rep.	
47%	Romania	
45%	Lithuania	
43%	Bulgaria	
42%	Slovakia	

Rounded results. 0% shares not shown.



# Deeper Integration Votes for Founding Six by Founding Six


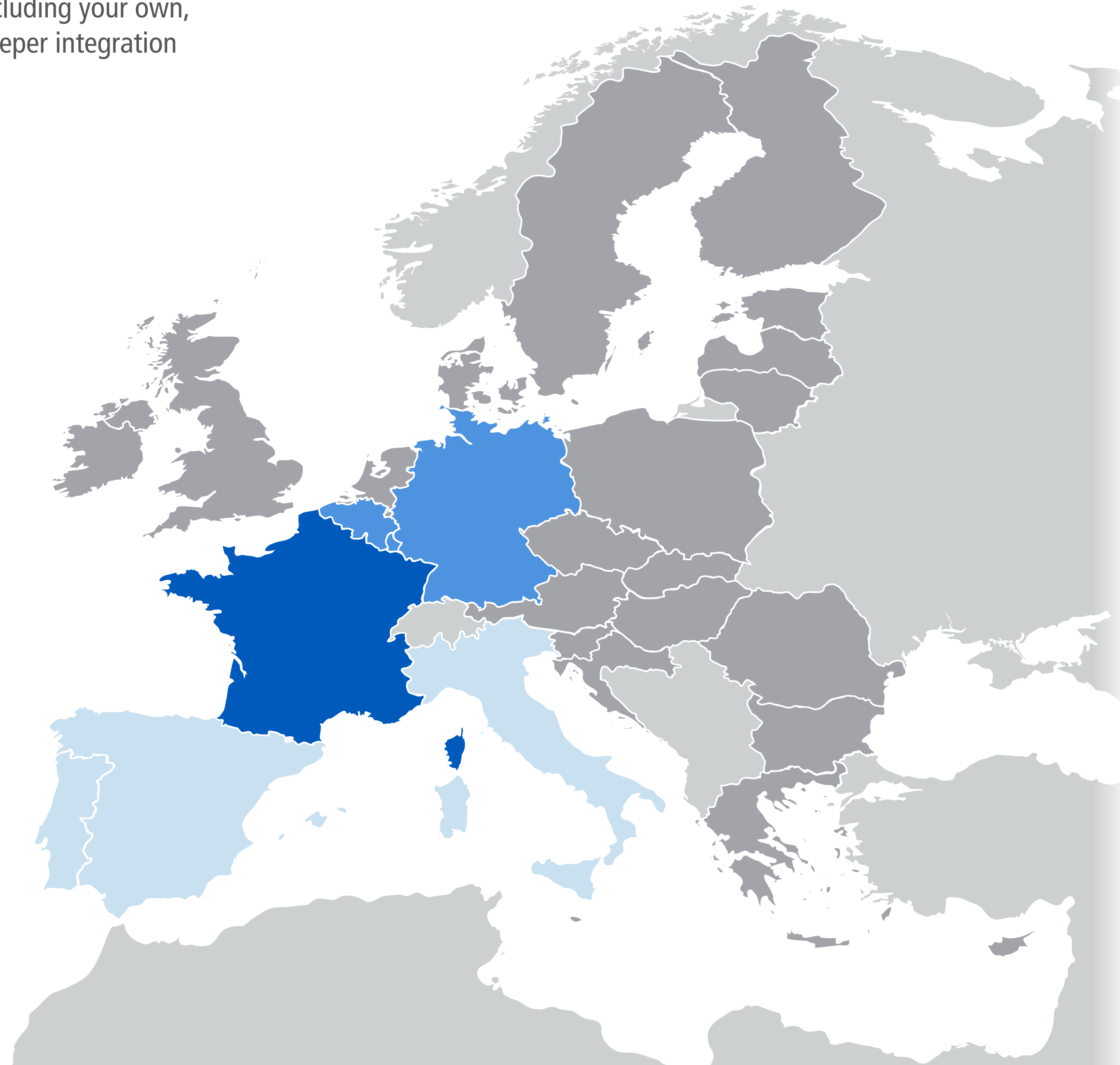
**Q5** "Which EU member states, including your own, are generally committed to deeper integration or 'more Europe'?"

EU	<	<input type="radio"/>	Affluent Seven	<	>
Big Six	<	>	Southern Seven	<	>
<b>Founding Six</b>	<	<input checked="" type="radio"/>	Visegrád Four	<	>

Austria	<	>	<input type="radio"/>	Italy	<	>	<input type="radio"/>
Belgium	<	>	<input type="radio"/>	Latvia	<	>	<input type="radio"/>
Bulgaria	<	>	<input type="radio"/>	Lithuania	<	>	<input type="radio"/>
Croatia	<	>	<input type="radio"/>	Luxembourg	<	>	<input type="radio"/>
Cyprus	<	>	<input type="radio"/>	Malta	<	>	<input type="radio"/>
Czech R.	<	>	<input type="radio"/>	Netherlands	<	>	<input type="radio"/>
Denmark	<	>	<input type="radio"/>	Poland	<	>	<input type="radio"/>
Estonia	<	>	<input type="radio"/>	Portugal	<	>	<input type="radio"/>
Finland	<	>	<input type="radio"/>	Romania	<	>	<input type="radio"/>
France	<	>	<input type="radio"/>	Slovakia	<	>	<input type="radio"/>
Germany	<	>	<input type="radio"/>	Slovenia	<	>	<input type="radio"/>
Greece	<	>	<input type="radio"/>	Spain	<	>	<input type="radio"/>
Hungary	<	>	<input type="radio"/>	Sweden	<	>	<input type="radio"/>
Ireland	<	>	<input type="radio"/>	UK	<	>	<input type="radio"/>

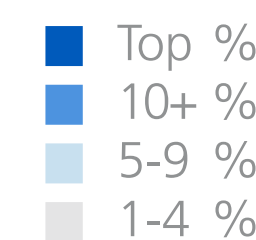
- Preferences Overview
- Most Contacted
- Shared Interests
- Most Responsive
- Most Disappointing
- Commitment to Deeper Integration**



Of 1023 votes by 198 respondents, France received the most: 159

64%	Founding 6	Share of votes for group
45%	Big 6	
40%	Southern 7	
31%	Affluent 7	
1%	Visegrád 4	

16%	France	Share of votes for country
14%	Germany	
13%	Belgium	
10%	Luxembourg	
9%	Italy	
8%	Spain	
6%	Portugal	
4%	Netherlands	
3%	Estonia	
3%	Ireland	
2%	Finland	
2%	Greece	
2%	Latvia	
2%	Lithuania	
2%	Slovenia	
1%	Austria	
1%	Bulgaria	
1%	Croatia	
1%	Denmark	
1%	Malta	
1%	Romania	
1%	Sweden	



Rounded results. 0% shares not shown.

# Deeper Integration Votes for Affluent Seven by Affluent Seven

**Q5** "Which EU member states, including your own, are generally committed to deeper integration or 'more Europe'?"

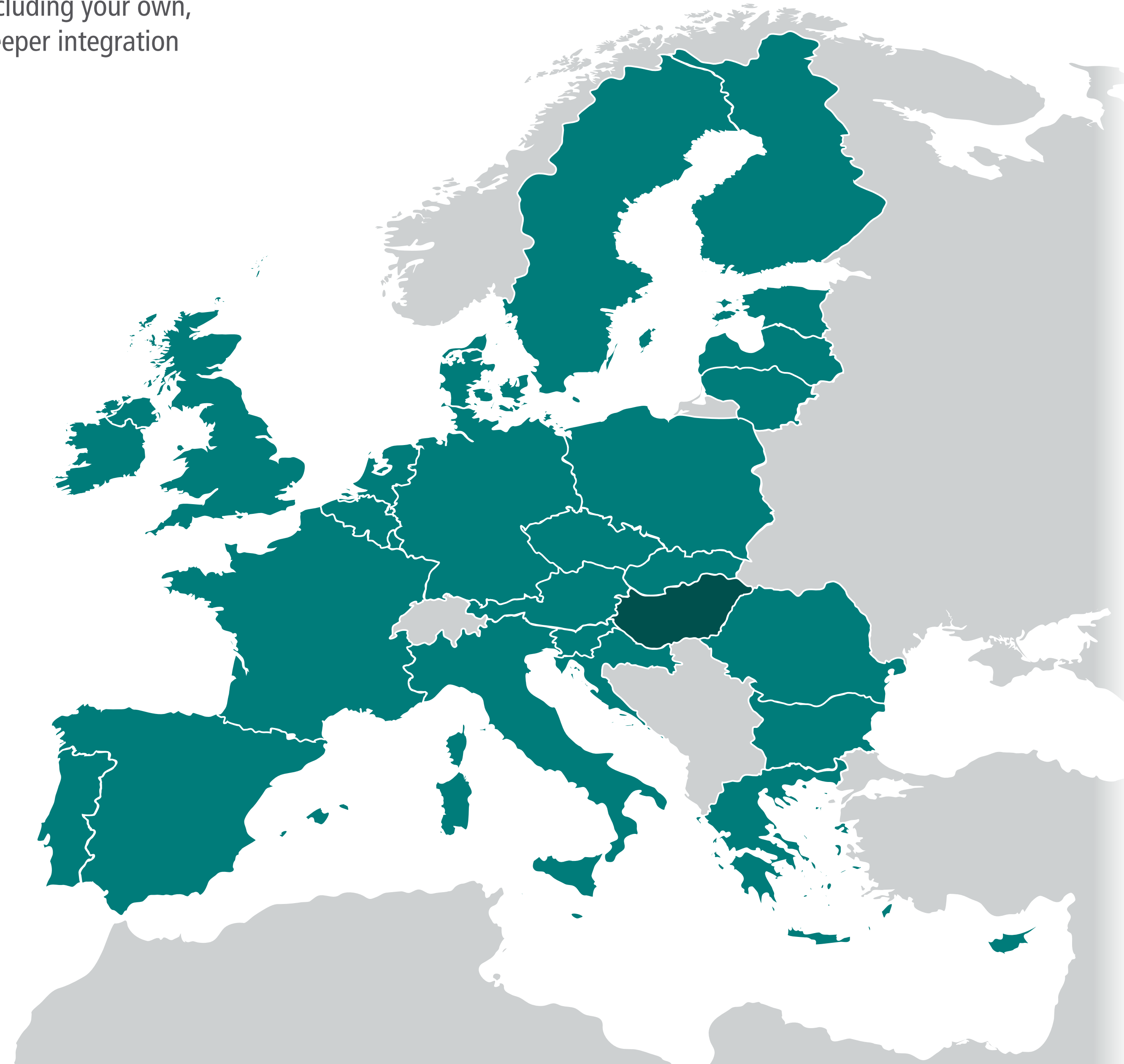
Of 3761 votes by 703 respondents, Affluent 7 received 1125 (29.9%)

EU	< ○	<b>Affluent Seven</b>	< ● >
Big Six	< >	Southern Seven	< >
Founding Six	< >	Visegrád Four	< >

Austria	< > ○	Italy	< > ○
Belgium	< > ○	Latvia	< > ○
Bulgaria	< > ○	Lithuania	< > ○
Croatia	< > ○	Luxembourg	< > ○
Cyprus	< > ○	Malta	< > ○
Czech R.	< > ○	Netherlands	< > ○
Denmark	< > ○	Poland	< > ○
Estonia	< > ○	Portugal	< > ○
Finland	< > ○	Romania	< > ○
France	< > ○	Slovakia	< > ○
Germany	< > ○	Slovenia	< > ○
Greece	< > ○	Spain	< > ○
Hungary	< > ○	Sweden	< > ○
Ireland	< > ○	UK	< > ○

- Preferences Overview
- Most Contacted
- Shared Interests
- Most Responsive
- Most Disappointing
- Commitment to Deeper Integration**



Share of votes by group

35%	Affluent 7
32%	Visegrád 4
31%	Founding 6
29%	Big 6
26%	Southern 7

Share of votes by country

50%	Hungary
43%	Belgium
38%	Finland
37%	Estonia
37%	UK
36%	Denmark
35%	Netherlands
33%	Sweden
32%	Luxembourg
32%	Slovenia
31%	Croatia
31%	France
31%	Germany
31%	Latvia
30%	Czech Rep.
30%	Malta
29%	Austria
28%	Cyprus
28%	Greece
28%	Ireland
28%	Lithuania
28%	Poland
25%	Italy
23%	Romania
23%	Slovakia
22%	Spain
21%	Bulgaria
17%	Portugal

Rounded results. 0% shares not shown.



# Deeper Integration Votes for Affluent Seven by Affluent Seven

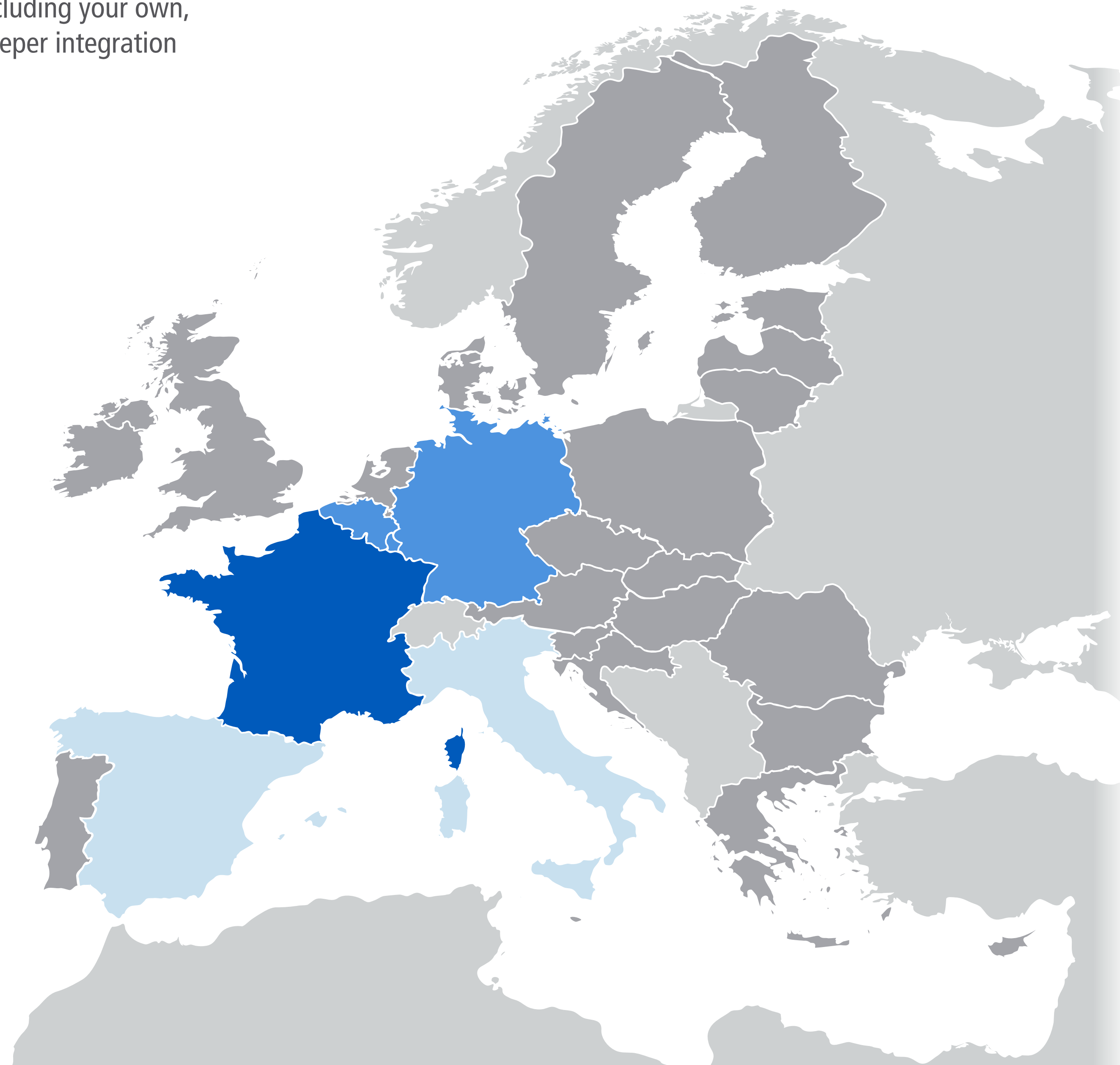
**Q5** "Which EU member states, including your own, are generally committed to deeper integration or 'more Europe'?"

EU	<	<input type="radio"/>	<b>Affluent Seven</b>	<	<input checked="" type="radio"/>
Big Six	<	<input type="radio"/>	Southern Seven	<	<input type="radio"/>
Founding Six	<	<input type="radio"/>	Visegrád Four	<	<input type="radio"/>

Austria	<	<input type="radio"/>	Italy	<	<input type="radio"/>
Belgium	<	<input type="radio"/>	Latvia	<	<input type="radio"/>
Bulgaria	<	<input type="radio"/>	Lithuania	<	<input type="radio"/>
Croatia	<	<input type="radio"/>	Luxembourg	<	<input type="radio"/>
Cyprus	<	<input type="radio"/>	Malta	<	<input type="radio"/>
Czech R.	<	<input type="radio"/>	Netherlands	<	<input type="radio"/>
Denmark	<	<input type="radio"/>	Poland	<	<input type="radio"/>
Estonia	<	<input type="radio"/>	Portugal	<	<input type="radio"/>
Finland	<	<input type="radio"/>	Romania	<	<input type="radio"/>
France	<	<input type="radio"/>	Slovakia	<	<input type="radio"/>
Germany	<	<input type="radio"/>	Slovenia	<	<input type="radio"/>
Greece	<	<input type="radio"/>	Spain	<	<input type="radio"/>
Hungary	<	<input type="radio"/>	Sweden	<	<input type="radio"/>
Ireland	<	<input type="radio"/>	UK	<	<input type="radio"/>

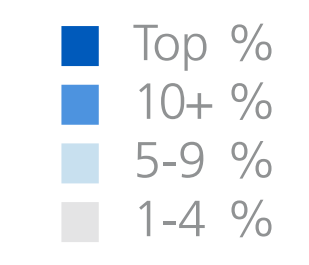
- Preferences Overview
- Most Contacted
- Shared Interests
- Most Responsive
- Most Disappointing
- Commitment to Deeper Integration**



Of 776 votes by 149 respondents, France received the most: 131

62%	Founding 6	Share of votes for group
41%	Big 6	
35%	Affluent 7	
35%	Southern 7	
1%	Visegrád 4	

17%	France	Share of votes for country
12%	Belgium	
12%	Germany	
11%	Luxembourg	
6%	Spain	
5%	Italy	
4%	Estonia	
4%	Finland	
4%	Netherlands	
4%	Portugal	
3%	Ireland	
3%	Lithuania	
2%	Latvia	
2%	Slovenia	
2%	Sweden	
1%	Austria	
1%	Bulgaria	
1%	Croatia	
1%	Denmark	
1%	Greece	
1%	Malta	
1%	Romania	
1%	Slovakia	



Rounded results. 0% shares not shown.

# Deeper Integration Votes for Southern Seven by Southern Seven

**Q5** "Which EU member states, including your own, are generally committed to deeper integration or 'more Europe'?"

Of 3761 votes by 703 respondents, Southern 7 received 1262 (33.6%)

- EU  Affluent Seven
- Big Six  **Southern Seven**
- Founding Six  Visegrád Four

- |                                |                                   |
|--------------------------------|-----------------------------------|
| Austria <input type="radio"/>  | Italy <input type="radio"/>       |
| Belgium <input type="radio"/>  | Latvia <input type="radio"/>      |
| Bulgaria <input type="radio"/> | Lithuania <input type="radio"/>   |
| Croatia <input type="radio"/>  | Luxembourg <input type="radio"/>  |
| Cyprus <input type="radio"/>   | Malta <input type="radio"/>       |
| Czech R. <input type="radio"/> | Netherlands <input type="radio"/> |
| Denmark <input type="radio"/>  | Poland <input type="radio"/>      |
| Estonia <input type="radio"/>  | Portugal <input type="radio"/>    |
| Finland <input type="radio"/>  | Romania <input type="radio"/>     |
| France <input type="radio"/>   | Slovakia <input type="radio"/>    |
| Germany <input type="radio"/>  | Slovenia <input type="radio"/>    |
| Greece <input type="radio"/>   | Spain <input type="radio"/>       |
| Hungary <input type="radio"/>  | Sweden <input type="radio"/>      |
| Ireland <input type="radio"/>  | UK <input type="radio"/>          |

Preferences Overview

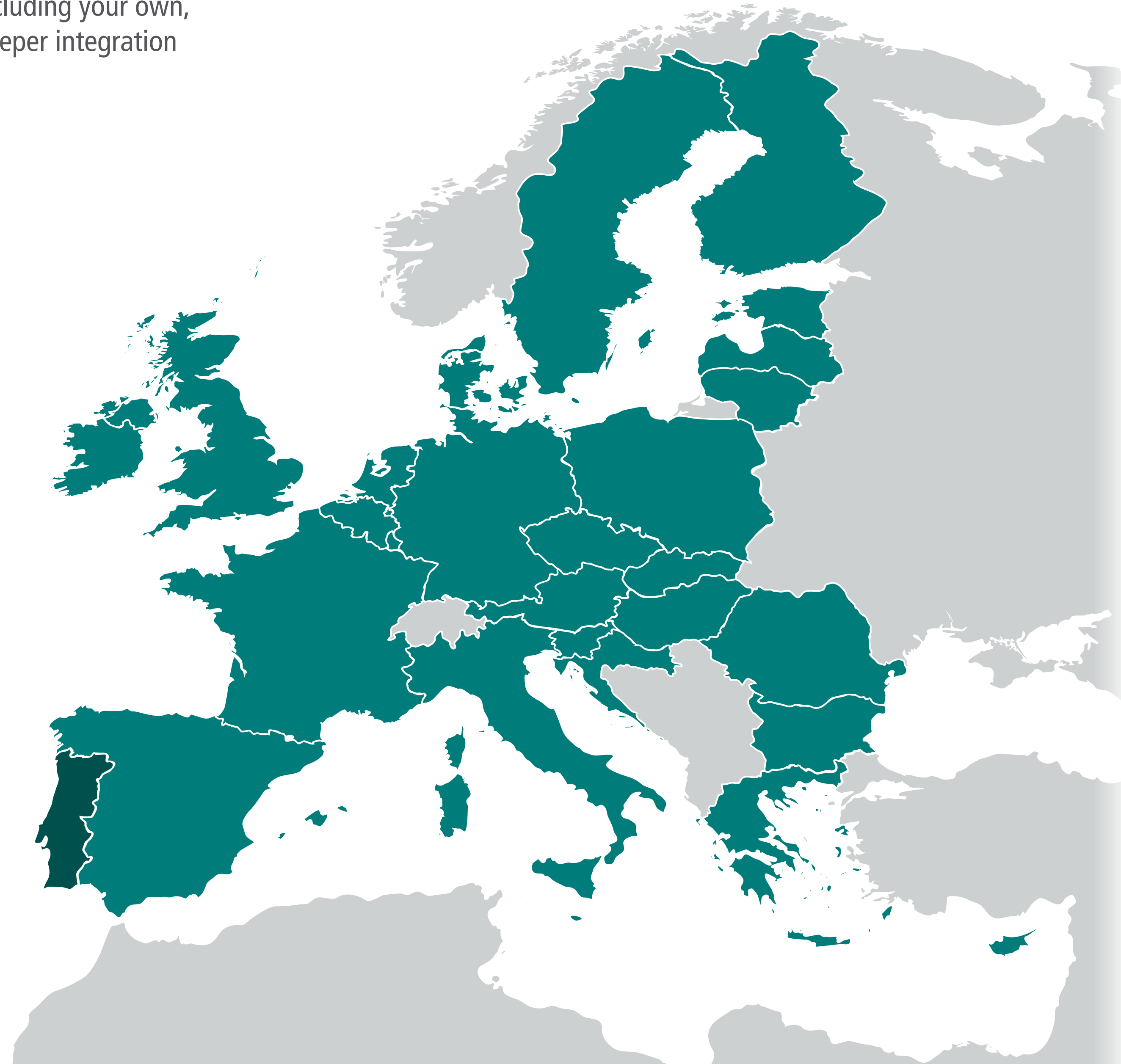
Most Contacted

Shared Interests

Most Responsive

Most Disappointing

**Commitment to Deeper Integration**



- 48% Southern 7
  - 41% Big 6
  - 40% Founding 6
  - 35% Affluent 7
  - 27% Visegrád 4
- Share of votes by group

- 59% Portugal
  - 57% Greece
  - 52% Italy
  - 50% Spain
  - 46% Cyprus
  - 39% Luxembourg
  - 39% Netherlands
  - 38% Germany
  - 37% France
  - 36% Finland
  - 35% Ireland
  - 34% Austria
  - 34% Belgium
  - 34% Poland
  - 32% Denmark
  - 31% Sweden
  - 30% Malta
  - 30% UK
  - 28% Czech Rep.
  - 25% Croatia
  - 23% Hungary
  - 23% Slovenia
  - 22% Lithuania
  - 22% Romania
  - 21% Estonia
  - 20% Bulgaria
  - 18% Slovakia
  - 16% Latvia
- Share of votes by country

- Top %
- 10+ %
- 5-9 %
- 1-4 %

Rounded results. 0% shares not shown.



# Deeper Integration Votes for Southern Seven by Southern Seven

**Q5** "Which EU member states, including your own, are generally committed to deeper integration or 'more Europe'?"

Of 917 votes by 182 respondents, France received the most: 144

EU	< ○ >	Affluent Seven	< >
Big Six	< >	<b>Southern Seven</b>	< >
Founding Six	< >	Visegrád Four	< >

---

Austria	< > ○	Italy	< > ○
Belgium	< > ○	Latvia	< > ○
Bulgaria	< > ○	Lithuania	< > ○
Croatia	< > ○	Luxembourg	< > ○
Cyprus	< > ○	Malta	< > ○
Czech R.	< > ○	Netherlands	< > ○
Denmark	< > ○	Poland	< > ○
Estonia	< > ○	Portugal	< > ○
Finland	< > ○	Romania	< > ○
France	< > ○	Slovakia	< > ○
Germany	< > ○	Slovenia	< > ○
Greece	< > ○	Spain	< > ○
Hungary	< > ○	Sweden	< > ○
Ireland	< > ○	UK	< > ○

Preferences Overview

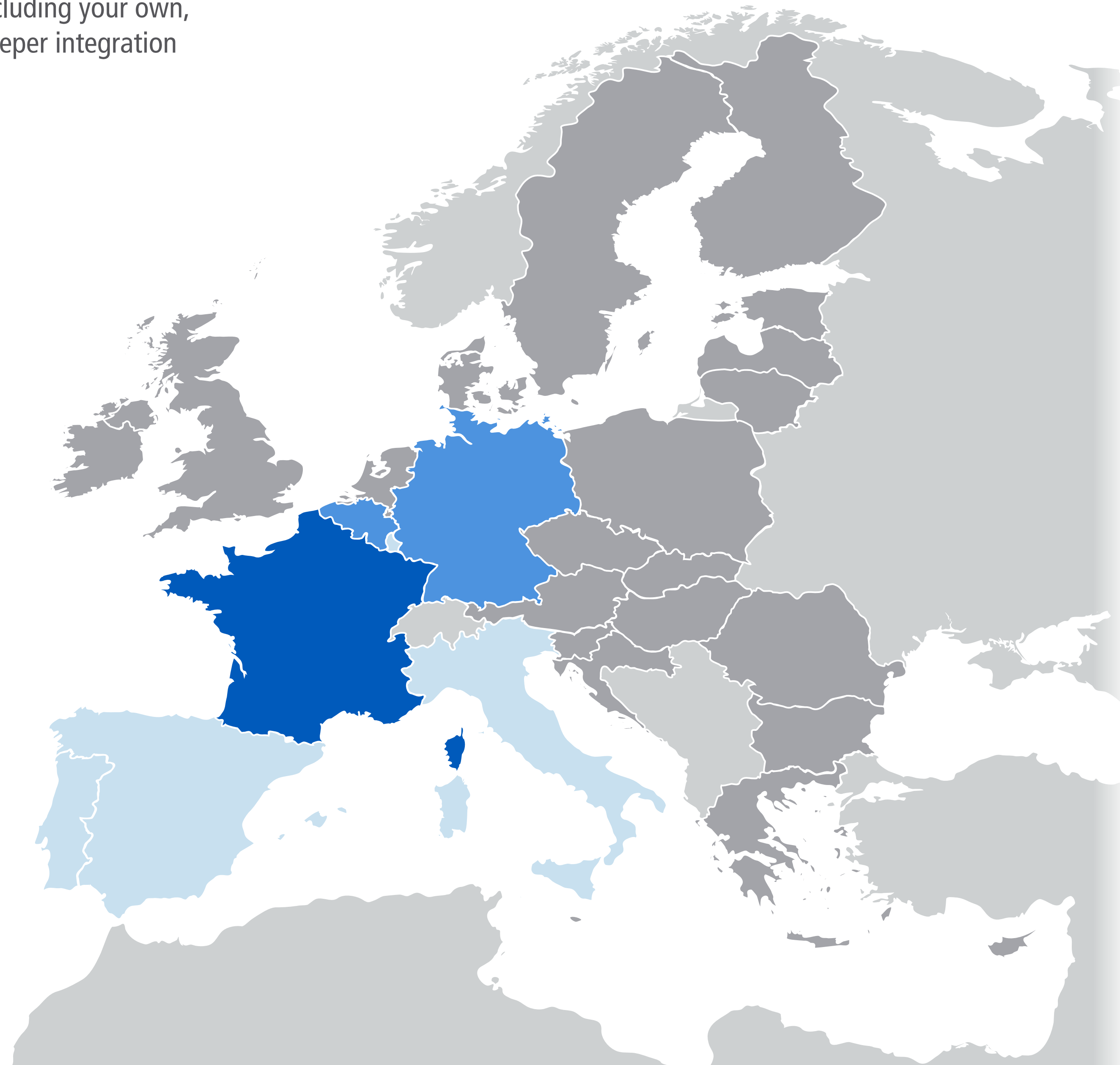
Most Contacted

Shared Interests

Most Responsive

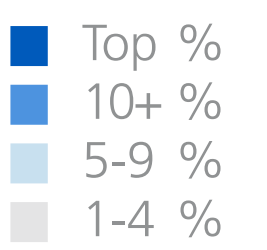
Most Disappointing

**Commitment to Deeper Integration**



60%	Founding 6	Share of votes for group
48%	Southern 7	
47%	Big 6	
26%	Affluent 7	
1%	Visegrád 4	

16%	France	Share of votes for country
14%	Germany	
12%	Belgium	
9%	Spain	
8%	Italy	
8%	Portugal	
7%	Luxembourg	
4%	Netherlands	
3%	Greece	
3%	Ireland	
2%	Cyprus	
2%	Estonia	
2%	Latvia	
2%	Lithuania	
2%	Slovenia	
1%	Austria	
1%	Bulgaria	
1%	Croatia	
1%	Finland	
1%	Malta	
1%	Romania	
1%	Slovakia	
1%	Sweden	



Rounded results. 0% shares not shown.

# Deeper Integration Votes for Visegrád Four by Visegrád Four

**Q5** "Which EU member states, including your own, are generally committed to deeper integration or 'more Europe'?"

EU	<	○	Affluent Seven	<	>
Big Six	<	>	Southern Seven	<	>
Founding Six	<	>	<b>Visegrád Four</b>	<	>

---

Austria	<	>	○	Italy	<	>	○
Belgium	<	>	○	Latvia	<	>	○
Bulgaria	<	>	○	Lithuania	<	>	○
Croatia	<	>	○	Luxembourg	<	>	○
Cyprus	<	>	○	Malta	<	>	○
Czech R.	<	>	○	Netherlands	<	>	○
Denmark	<	>	○	Poland	<	>	○
Estonia	<	>	○	Portugal	<	>	○
Finland	<	>	○	Romania	<	>	○
France	<	>	○	Slovakia	<	>	○
Germany	<	>	○	Slovenia	<	>	○
Greece	<	>	○	Spain	<	>	○
Hungary	<	>	○	Sweden	<	>	○
Ireland	<	>	○	UK	<	>	○

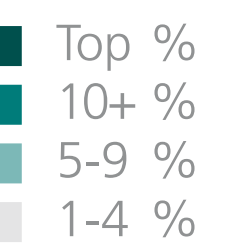
- Preferences Overview
- Most Contacted
- Shared Interests
- Most Responsive
- Most Disappointing
- Commitment to Deeper Integration**



Of 3761 votes by 703 respondents, Visegrád 4 received 81 (2.2%)

5%	Visegrád 4	Share of votes by group
1%	Affluent 7	
1%	Big 6	
1%	Founding 6	
1%	Southern 7	

11%	Slovakia	Share of votes by country
6%	Czech Rep.	
4%	Bulgaria	
4%	Malta	
3%	Austria	
3%	Croatia	
3%	Hungary	
3%	Latvia	
3%	Portugal	
3%	Romania	
3%	UK	
2%	Cyprus	
2%	Estonia	
2%	Poland	
2%	Sweden	
1%	Belgium	
1%	Denmark	
1%	Finland	
1%	France	
1%	Germany	
1%	Ireland	
1%	Lithuania	
1%	Slovenia	
1%	Spain	



Rounded results. 0% shares not shown.



# Deeper Integration Votes for Visegrád Four by Visegrád Four

**Q5** "Which EU member states, including your own, are generally committed to deeper integration or 'more Europe'?"

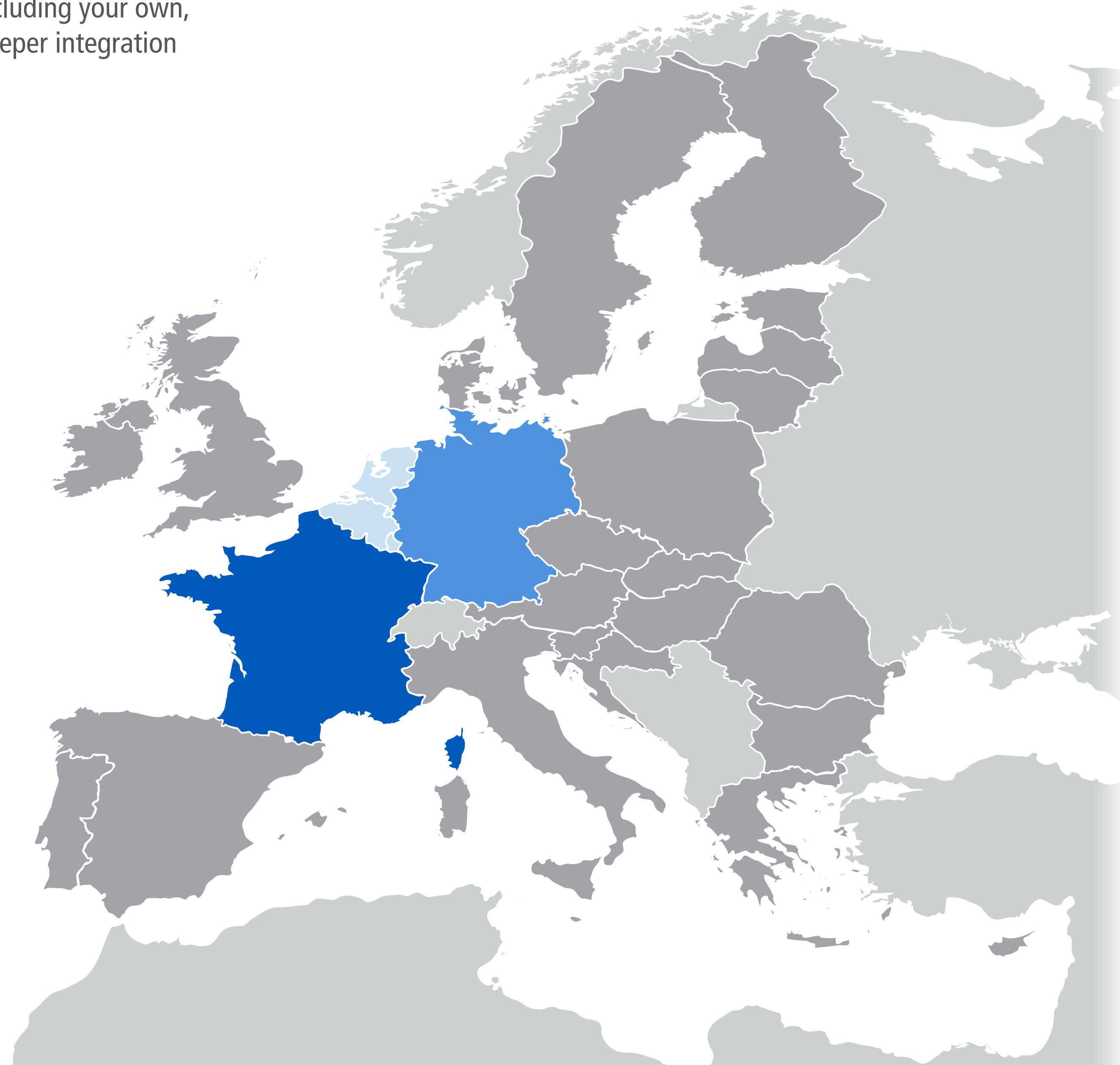
Of 543 votes by 98 respondents, France received the most: 82

EU	<	<input type="radio"/>	Affluent Seven	<	>
Big Six	<	>	Southern Seven	<	>
Founding Six	<	>	<b>Visegrád Four</b>	<	<input checked="" type="radio"/>

---

Austria	<	>	<input type="radio"/>	Italy	<	>	<input type="radio"/>
Belgium	<	>	<input type="radio"/>	Latvia	<	>	<input type="radio"/>
Bulgaria	<	>	<input type="radio"/>	Lithuania	<	>	<input type="radio"/>
Croatia	<	>	<input type="radio"/>	Luxembourg	<	>	<input type="radio"/>
Cyprus	<	>	<input type="radio"/>	Malta	<	>	<input type="radio"/>
Czech R.	<	>	<input type="radio"/>	Netherlands	<	>	<input type="radio"/>
Denmark	<	>	<input type="radio"/>	Poland	<	>	<input type="radio"/>
Estonia	<	>	<input type="radio"/>	Portugal	<	>	<input type="radio"/>
Finland	<	>	<input type="radio"/>	Romania	<	>	<input type="radio"/>
France	<	>	<input type="radio"/>	Slovakia	<	>	<input type="radio"/>
Germany	<	>	<input type="radio"/>	Slovenia	<	>	<input type="radio"/>
Greece	<	>	<input type="radio"/>	Spain	<	>	<input type="radio"/>
Hungary	<	>	<input type="radio"/>	Sweden	<	>	<input type="radio"/>
Ireland	<	>	<input type="radio"/>	UK	<	>	<input type="radio"/>

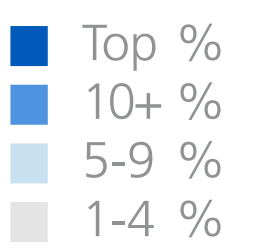
- Preferences Overview
- Most Contacted
- Shared Interests
- Most Responsive
- Most Disappointing
- Commitment to Deeper Integration**



Share of votes for group	Group
56%	Founding 6
35%	Big 6
32%	Affluent 7
27%	Southern 7
5%	Visegrád 4

---

Share of votes for country	Country
15%	France
13%	Germany
9%	Belgium
9%	Luxembourg
7%	Netherlands
4%	Estonia
4%	Ireland
4%	Latvia
4%	Slovakia
4%	Spain
3%	Italy
3%	Lithuania
3%	Portugal
3%	Sweden
2%	Bulgaria
2%	Croatia
2%	Finland
2%	Romania
2%	Slovenia
1%	Austria
1%	Czech Rep.
1%	Denmark
1%	Greece
1%	Malta



Rounded results. 0% shares not shown.

# Deeper Integration Votes for Austria by Austria Network

**Q5** "Which EU member states, including your own, are generally committed to deeper integration or 'more Europe'?"

Of 3761 votes by 703 respondents, Austria received 41 (1.1%)

EU	< ○	Affluent Seven	< >
Big Six	< >	Southern Seven	< >
Founding Six	< >	Visegrád Four	< >

---

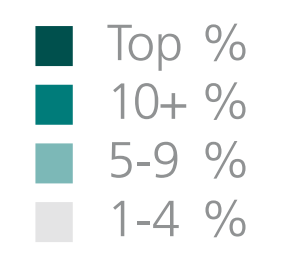
Austria	█ > ○	Italy	< > ○
Belgium	< > ○	Latvia	< > ○
Bulgaria	< > ○	Lithuania	< > ○
Croatia	< > ○	Luxembourg	< > ○
Cyprus	< > ○	Malta	< > ○
Czech R.	< > ○	Netherlands	< > ○
Denmark	< > ○	Poland	< > ○
Estonia	< > ○	Portugal	< > ○
Finland	< > ○	Romania	< > ○
France	< > ○	Slovakia	< > ○
Germany	< > ○	Slovenia	< > ○
Greece	< > ○	Spain	< > ○
Hungary	< > ○	Sweden	< > ○
Ireland	< > ○	UK	< > ○

- Preferences Overview
- Most Contacted
- Shared Interests
- Most Responsive
- Most Disappointing
- Commitment to Deeper Integration**



1%	Affluent 7	Share of votes by group
1%	Big 6	
1%	Founding 6	
1%	Southern 7	
1%	Visegrád 4	

9%	Malta	Share of votes by country
4%	Austria	
3%	Hungary	
3%	Romania	
3%	Slovakia	
2%	UK	
1%	Belgium	
1%	Bulgaria	
1%	Croatia	
1%	Czech Rep.	
1%	Estonia	
1%	France	
1%	Germany	
1%	Ireland	
1%	Italy	
1%	Lithuania	
1%	Netherlands	
1%	Slovenia	
1%	Spain	



Rounded results. 0% shares not shown.



# Deeper Integration Votes for Austria by Austria Network

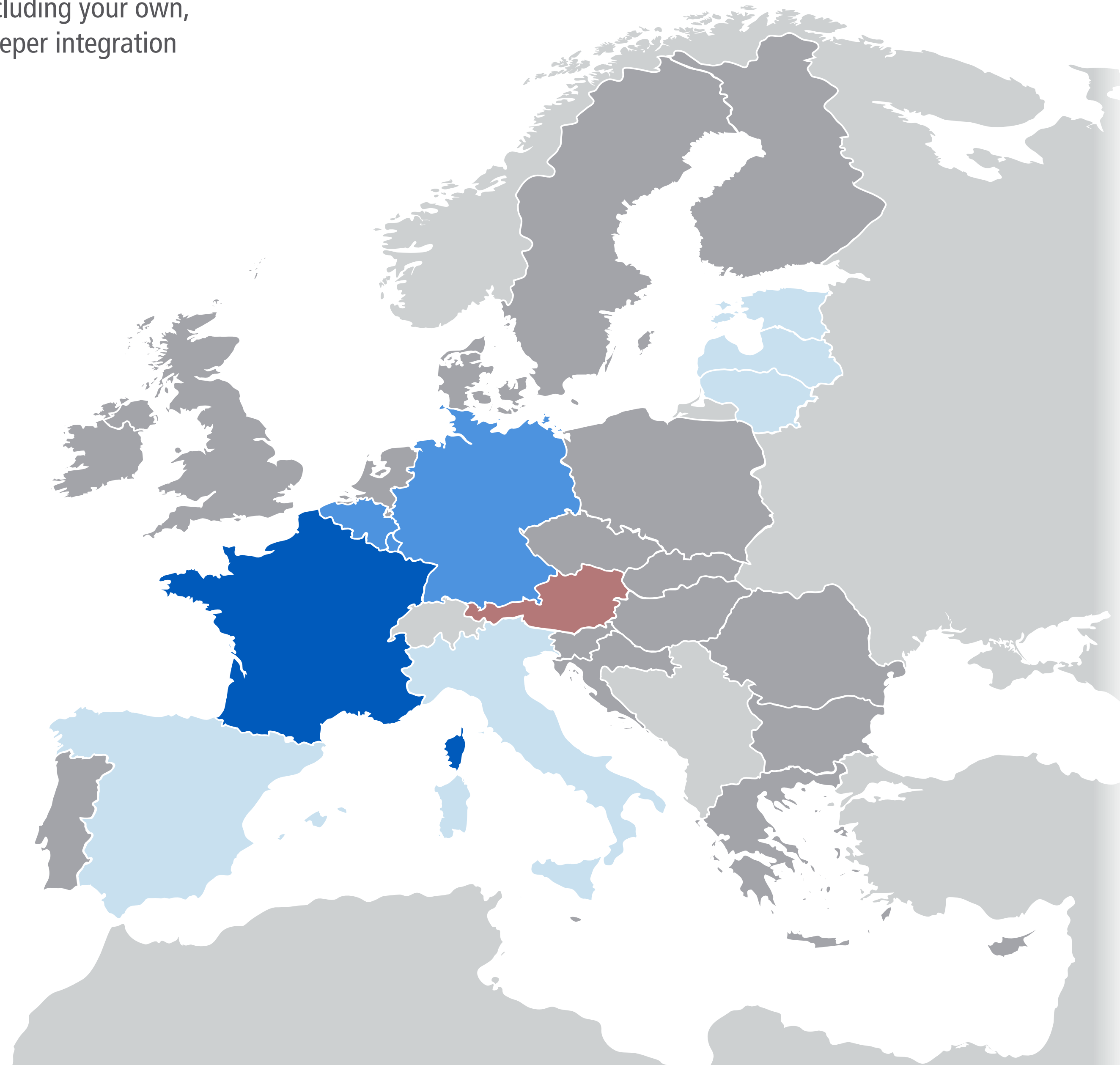
**Q5** "Which EU member states, including your own, are generally committed to deeper integration or 'more Europe'?"

EU	<	<input type="radio"/>	Affluent Seven	<	>
Big Six	<	>	Southern Seven	<	>
Founding Six	<	>	Visegrád Four	<	>

---

Austria	<	<input checked="" type="radio"/>	Italy	<	>	<input type="radio"/>
Belgium	<	>	Latvia	<	>	<input type="radio"/>
Bulgaria	<	>	Lithuania	<	>	<input type="radio"/>
Croatia	<	>	Luxembourg	<	>	<input type="radio"/>
Cyprus	<	>	Malta	<	>	<input type="radio"/>
Czech R.	<	>	Netherlands	<	>	<input type="radio"/>
Denmark	<	>	Poland	<	>	<input type="radio"/>
Estonia	<	>	Portugal	<	>	<input type="radio"/>
Finland	<	>	Romania	<	>	<input type="radio"/>
France	<	>	Slovakia	<	>	<input type="radio"/>
Germany	<	>	Slovenia	<	>	<input type="radio"/>
Greece	<	>	Spain	<	>	<input type="radio"/>
Hungary	<	>	Sweden	<	>	<input type="radio"/>
Ireland	<	>	UK	<	>	<input type="radio"/>

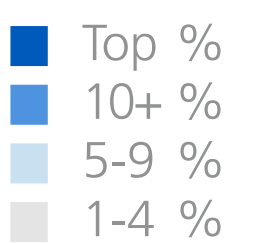
- Preferences Overview
- Most Contacted
- Shared Interests
- Most Responsive
- Most Disappointing
- Commitment to Deeper Integration**



Of 102 votes by 19 respondents, France received the most: 17

55%	Founding 6	Share of votes for group
38%	Big 6	
34%	Southern 7	
29%	Affluent 7	
3%	Visegrád 4	

17%	France	Share of votes for country
10%	Belgium	
10%	Germany	
10%	Luxembourg	
6%	Estonia	
6%	Italy	
6%	Spain	
5%	Latvia	
5%	Lithuania	
4%	Austria	
3%	Netherlands	
3%	Portugal	
3%	Slovenia	
2%	Bulgaria	
2%	Ireland	
2%	Slovakia	
1%	Croatia	
1%	Cyprus	
1%	Czech Rep.	
1%	Denmark	
1%	Finland	
1%	Greece	
1%	Malta	
1%	Sweden	



Rounded results. 0% shares not shown.

# Deeper Integration Votes for Austria by Austria Network

**Q5** "Which EU member states, including your own, are generally committed to deeper integration or 'more Europe'?"

EU	<	○	Affluent Seven	<	>
Big Six	<	>	Southern Seven	<	>
Founding Six	<	>	Visegrád Four	<	>
Austria	<	>	Italy	<	>
Belgium	<	>	Latvia	<	>
Bulgaria	<	>	Lithuania	<	>
Croatia	<	>	Luxembourg	<	>
Cyprus	<	>	Malta	<	>
Czech R.	<	>	Netherlands	<	>
Denmark	<	>	Poland	<	>
Estonia	<	>	Portugal	<	>
Finland	<	>	Romania	<	>
France	<	>	Slovakia	<	>
Germany	<	>	Slovenia	<	>
Greece	<	>	Spain	<	>
Hungary	<	>	Sweden	<	>
Ireland	<	>	UK	<	>

Preferences Overview

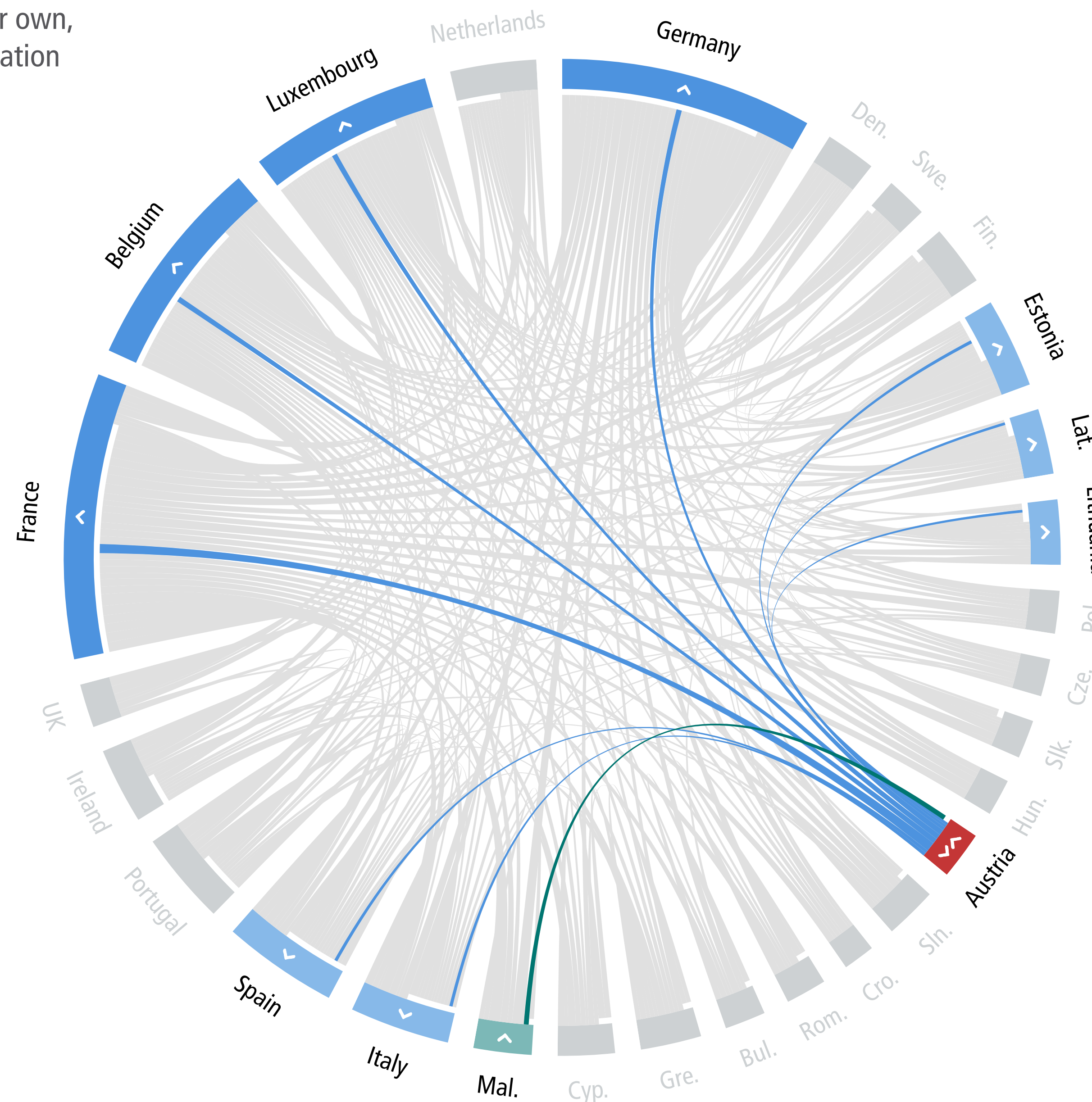
Most Contacted

Shared Interests

Most Responsive

Most Disappointing

Commitment to Deeper Integration



Lopsided votes

> Only sending to

- 17% France
- 10% Belgium
- 10% Germany
- 10% Luxembourg
- 6% Estonia
- 6% Italy
- 6% Spain
- 5% Latvia
- 5% Lithuania

< Only receiving from

- 9% Malta

Rounded results. Shares below 5% not shown.


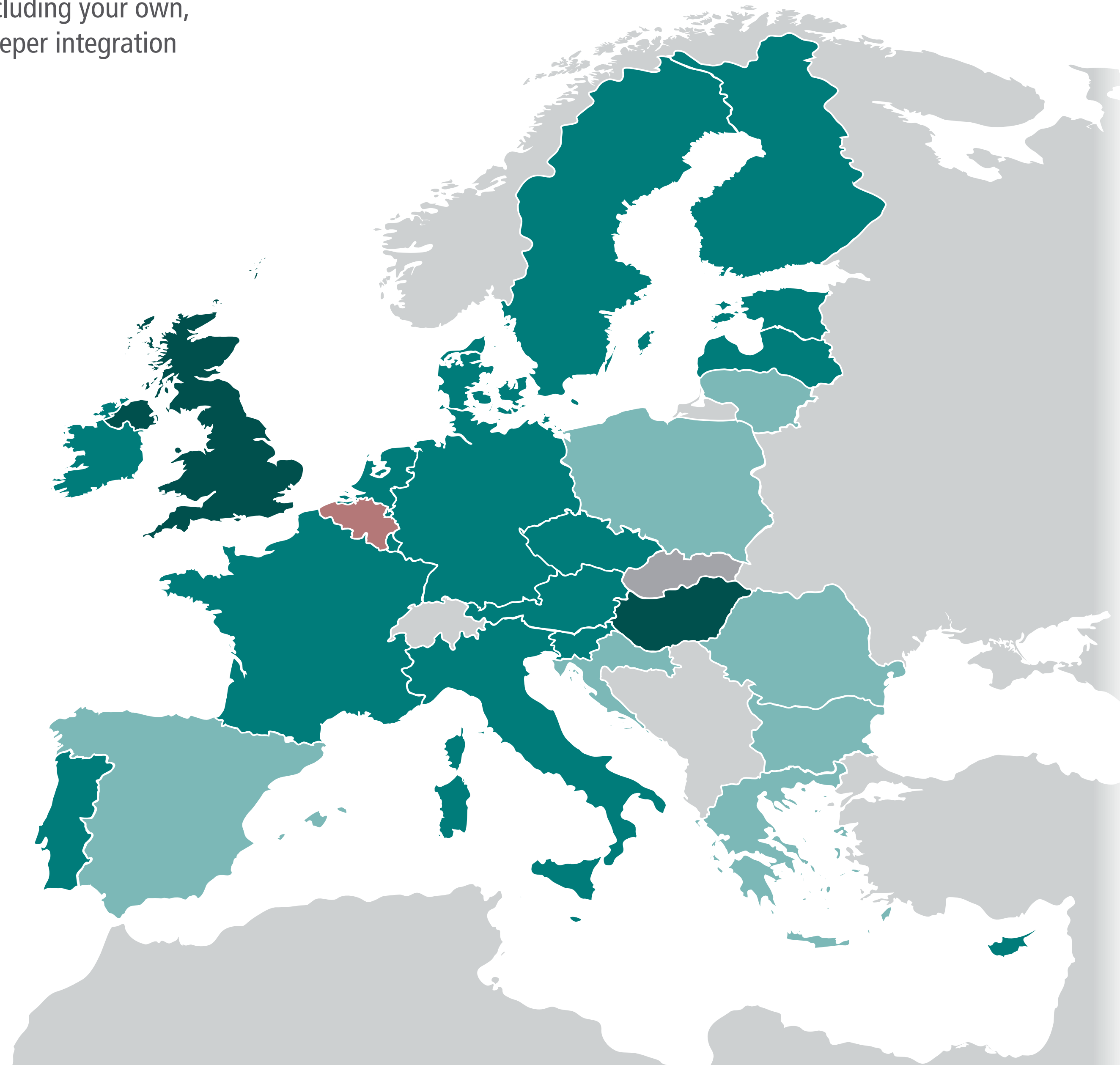


# Deeper Integration Votes for Belgium by Belgium Network

**Q5** "Which EU member states, including your own, are generally committed to deeper integration or 'more Europe'?"

EU	<	<input type="radio"/>	Affluent Seven	<	>			
Big Six	<	>	Southern Seven	<	>			
Founding Six	<	>	Visegrád Four	<	>			
Austria	<	>	<input type="radio"/>	Italy	<	>	<input type="radio"/>	
<b>Belgium</b>	<	<input checked="" type="checkbox"/>	>	<input type="radio"/>	Latvia	<	>	<input type="radio"/>
Bulgaria	<	>	<input type="radio"/>	Lithuania	<	>	<input type="radio"/>	
Croatia	<	>	<input type="radio"/>	Luxembourg	<	>	<input type="radio"/>	
Cyprus	<	>	<input type="radio"/>	Malta	<	>	<input type="radio"/>	
Czech R.	<	>	<input type="radio"/>	Netherlands	<	>	<input type="radio"/>	
Denmark	<	>	<input type="radio"/>	Poland	<	>	<input type="radio"/>	
Estonia	<	>	<input type="radio"/>	Portugal	<	>	<input type="radio"/>	
Finland	<	>	<input type="radio"/>	Romania	<	>	<input type="radio"/>	
France	<	>	<input type="radio"/>	Slovakia	<	>	<input type="radio"/>	
Germany	<	>	<input type="radio"/>	Slovenia	<	>	<input type="radio"/>	
Greece	<	>	<input type="radio"/>	Spain	<	>	<input type="radio"/>	
Hungary	<	>	<input type="radio"/>	Sweden	<	>	<input type="radio"/>	
Ireland	<	>	<input type="radio"/>	UK	<	>	<input type="radio"/>	

- Preferences Overview
- Most Contacted
- Shared Interests
- Most Responsive
- Most Disappointing
- Commitment to Deeper Integration**



Of 3761 votes by 703 respondents, Belgium received 391 (10.4%)

Share of votes by group
13% Founding 6
12% Affluent 7
12% Southern 7
11% Big 6
9% Visegrád 4

Share of votes by country
15% Belgium
15% Hungary
15% UK
14% Italy
13% Denmark
13% France
13% Luxembourg
13% Malta
13% Netherlands
13% Slovenia
12% Estonia
12% Finland
11% Ireland
11% Portugal
10% Austria
10% Cyprus
10% Czech Rep.
10% Germany
10% Latvia
10% Sweden
9% Greece
9% Spain
8% Poland
7% Bulgaria
6% Croatia
6% Romania
5% Lithuania
4% Slovakia

Rounded results. 0% shares not shown.

# Deeper Integration Votes for Belgium by Belgium Network

**Q5** "Which EU member states, including your own, are generally committed to deeper integration or 'more Europe'?"

EU	<	○	Affluent Seven	<	>
Big Six	<	>	Southern Seven	<	>
Founding Six	<	>	Visegrád Four	<	>

---

Austria	<	>	○	Italy	<	>	○
<b>Belgium</b>	<	>	○	Latvia	<	>	○
Bulgaria	<	>	○	Lithuania	<	>	○
Croatia	<	>	○	Luxembourg	<	>	○
Cyprus	<	>	○	Malta	<	>	○
Czech R.	<	>	○	Netherlands	<	>	○
Denmark	<	>	○	Poland	<	>	○
Estonia	<	>	○	Portugal	<	>	○
Finland	<	>	○	Romania	<	>	○
France	<	>	○	Slovakia	<	>	○
Germany	<	>	○	Slovenia	<	>	○
Greece	<	>	○	Spain	<	>	○
Hungary	<	>	○	Sweden	<	>	○
Ireland	<	>	○	UK	<	>	○

Preferences Overview

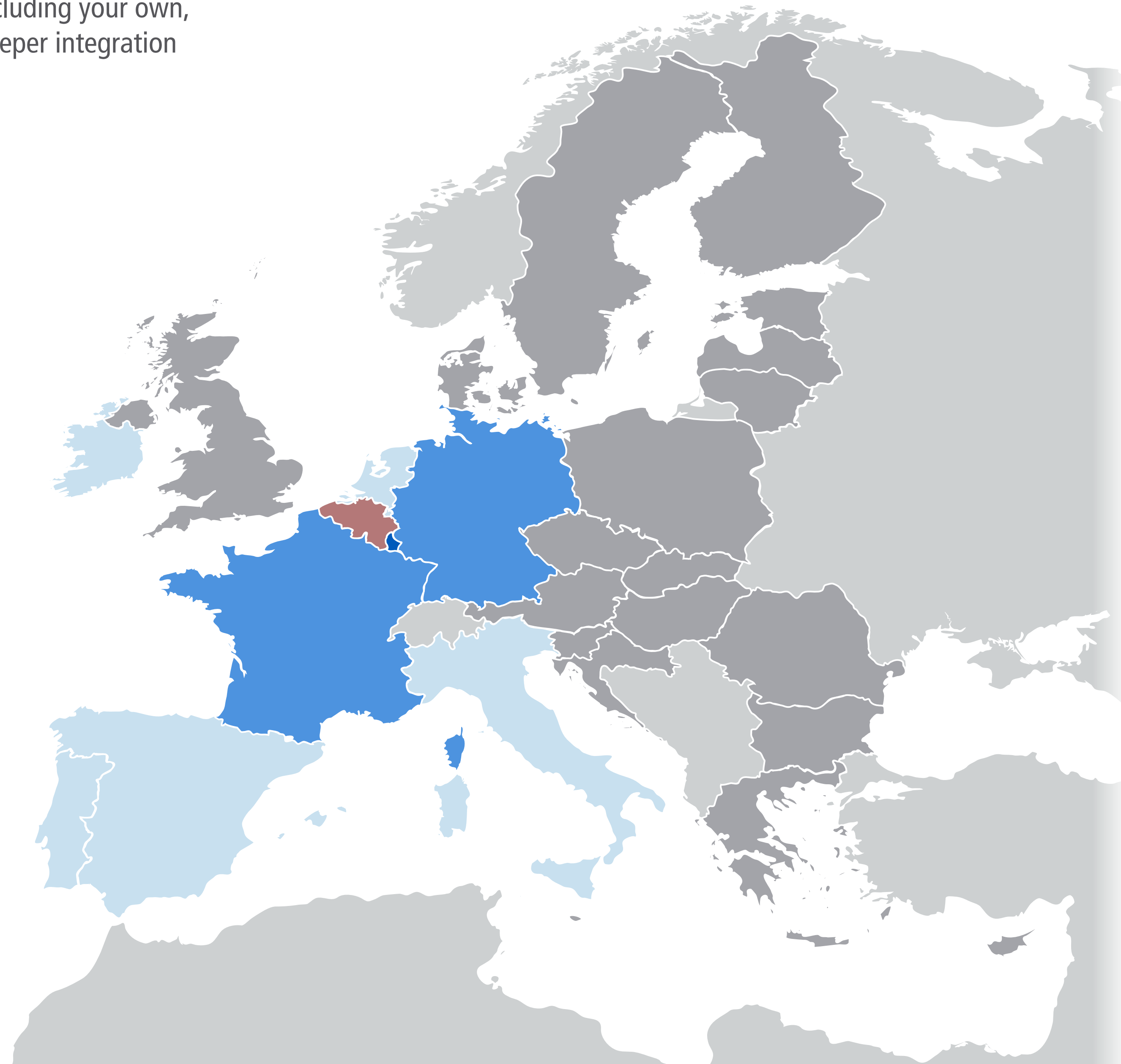
Most Contacted

Shared Interests

Most Responsive

Most Disappointing

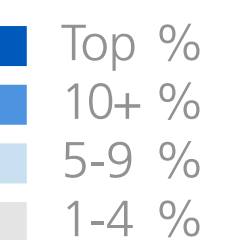
**Commitment to Deeper Integration**



Of 79 votes by 14 respondents, Belgium received the most: 12

66%	Founding 6	Share of votes for group
43%	Affluent 7	
37%	Big 6	
34%	Southern 7	
1%	Visegrád 4	

15%	Belgium	Share of votes for country
15%	Luxembourg	
13%	France	
11%	Germany	
8%	Spain	
6%	Netherlands	
6%	Portugal	
5%	Ireland	
5%	Italy	
3%	Estonia	
3%	Finland	
3%	Greece	
3%	Sweden	
1%	Austria	
1%	Romania	
1%	Slovakia	
1%	Slovenia	



Rounded results. 0% shares not shown.



# Deeper Integration Votes for Belgium by Belgium Network

**Q5** "Which EU member states, including your own, are generally committed to deeper integration or 'more Europe'?"

EU	<	○	Affluent Seven	<	>		
Big Six	<	>	Southern Seven	<	>		
Founding Six	<	>	Visegrád Four	<	>		
Austria	<	>	○	Italy	<	>	○
<b>Belgium</b>	<	>	●	Latvia	<	>	○
Bulgaria	<	>	○	Lithuania	<	>	○
Croatia	<	>	○	Luxembourg	<	>	○
Cyprus	<	>	○	Malta	<	>	○
Czech R.	<	>	○	Netherlands	<	>	○
Denmark	<	>	○	Poland	<	>	○
Estonia	<	>	○	Portugal	<	>	○
Finland	<	>	○	Romania	<	>	○
France	<	>	○	Slovakia	<	>	○
Germany	<	>	○	Slovenia	<	>	○
Greece	<	>	○	Spain	<	>	○
Hungary	<	>	○	Sweden	<	>	○
Ireland	<	>	○	UK	<	>	○

Preferences Overview


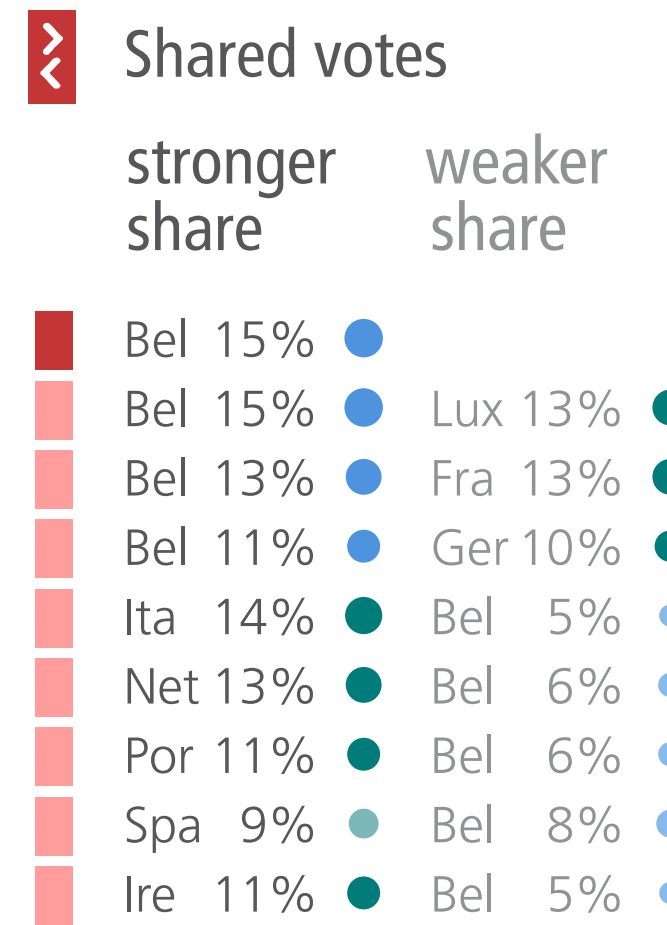
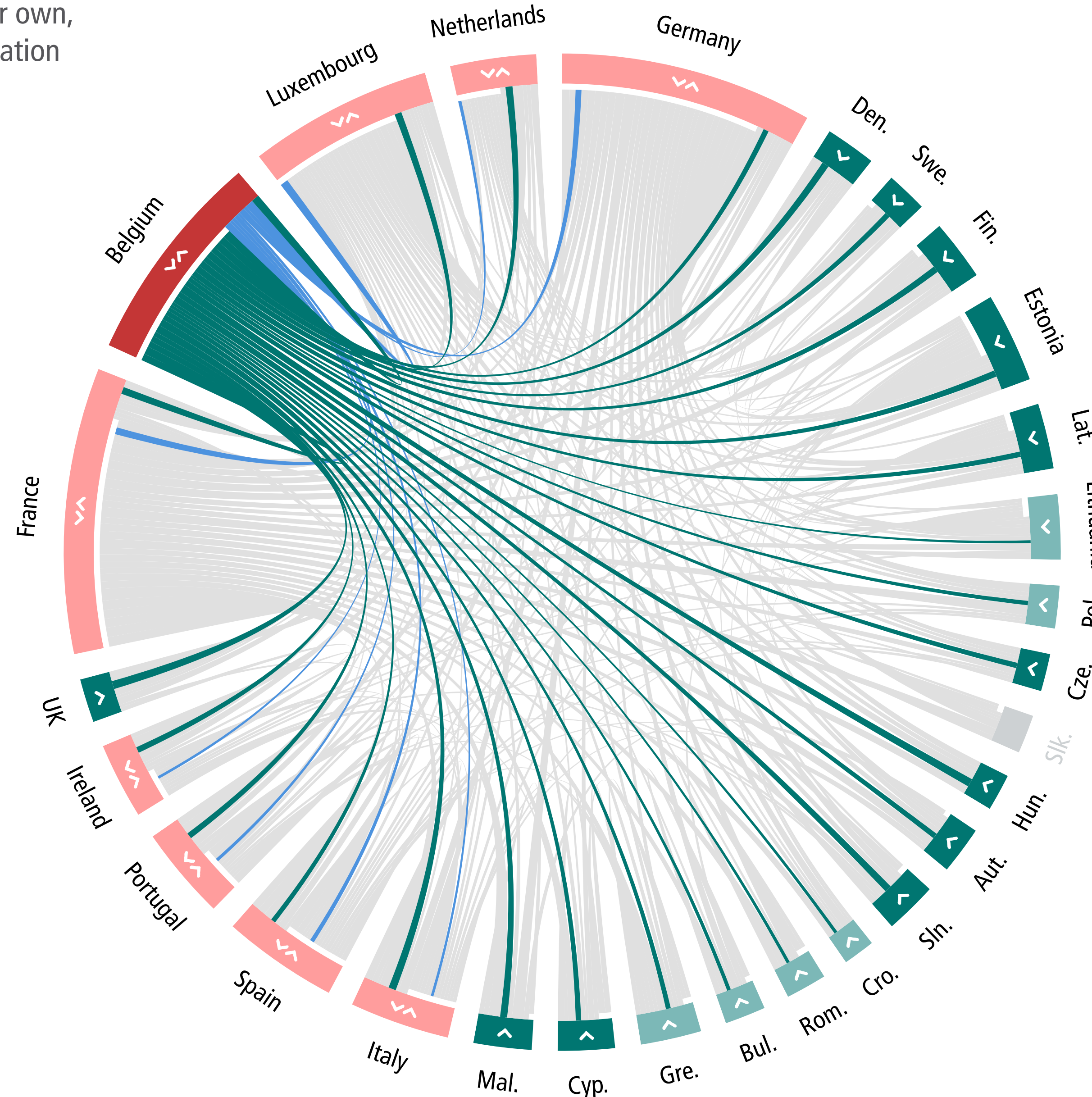
Most Contacted

Shared Interests

Most Responsive

Most Disappointing

Commitment to Deeper Integration



Rounded results. Shares below 5% not shown.



# Deeper Integration Votes for Bulgaria by Bulgaria Network

**Q5** "Which EU member states, including your own, are generally committed to deeper integration or 'more Europe'?"

EU	<	<input type="radio"/>	Affluent Seven	<	>		
Big Six	<	>	Southern Seven	<	>		
Founding Six	<	>	Visegrád Four	<	>		
Austria	<	>	<input type="radio"/>	Italy	<	>	<input type="radio"/>
Belgium	<	>	<input type="radio"/>	Latvia	<	>	<input type="radio"/>
<b>Bulgaria</b>	<	<input checked="" type="radio"/>	<input type="radio"/>	Lithuania	<	>	<input type="radio"/>
Croatia	<	>	<input type="radio"/>	Luxembourg	<	>	<input type="radio"/>
Cyprus	<	>	<input type="radio"/>	Malta	<	>	<input type="radio"/>
Czech R.	<	>	<input type="radio"/>	Netherlands	<	>	<input type="radio"/>
Denmark	<	>	<input type="radio"/>	Poland	<	>	<input type="radio"/>
Estonia	<	>	<input type="radio"/>	Portugal	<	>	<input type="radio"/>
Finland	<	>	<input type="radio"/>	Romania	<	>	<input type="radio"/>
France	<	>	<input type="radio"/>	Slovakia	<	>	<input type="radio"/>
Germany	<	>	<input type="radio"/>	Slovenia	<	>	<input type="radio"/>
Greece	<	>	<input type="radio"/>	Spain	<	>	<input type="radio"/>
Hungary	<	>	<input type="radio"/>	Sweden	<	>	<input type="radio"/>
Ireland	<	>	<input type="radio"/>	UK	<	>	<input type="radio"/>

Preferences Overview


Most Contacted

Shared Interests

Most Responsive

Most Disappointing

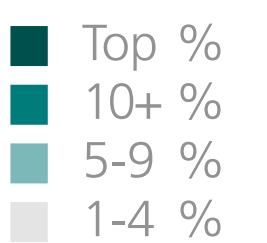
**Commitment to Deeper Integration**



Of 3761 votes by 703 respondents, Bulgaria received 69 (1.8%)

2%	Visegrád 4	Share of votes by group
1%	Affluent 7	
1%	Big 6	
1%	Founding 6	
1%	Southern 7	

11%	Bulgaria	Share of votes by country
4%	Romania	
3%	Czech Rep.	
3%	Slovakia	
2%	Austria	
2%	Germany	
2%	Netherlands	
1%	Cyprus	
1%	Estonia	
1%	Greece	
1%	Hungary	
1%	Ireland	
1%	Lithuania	
1%	Luxembourg	
1%	Poland	
1%	Portugal	
1%	Slovenia	
1%	Spain	
1%	Sweden	



Rounded results. 0% shares not shown.

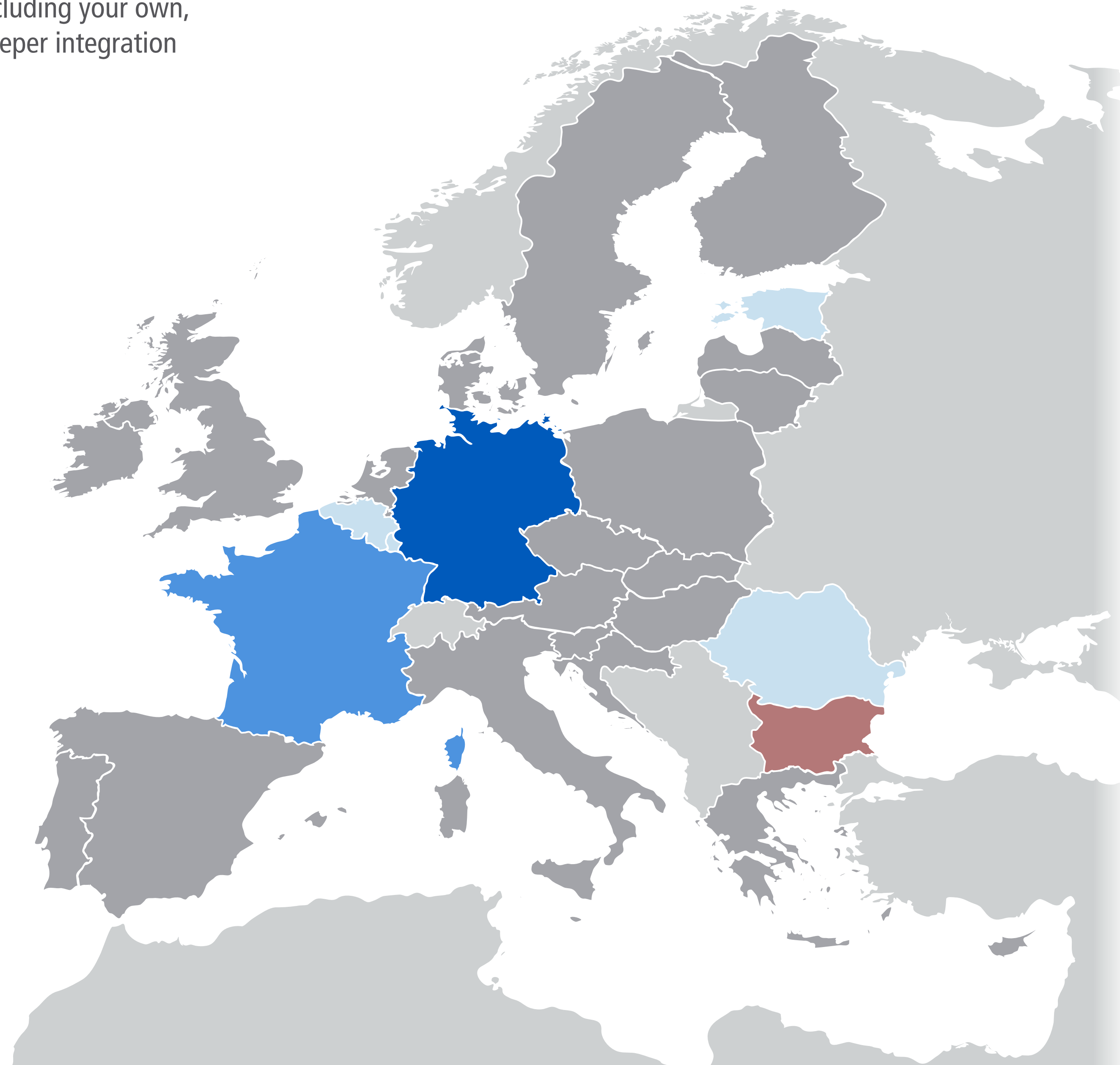


# Deeper Integration Votes for Bulgaria by Bulgaria Network

**Q5** "Which EU member states, including your own, are generally committed to deeper integration or 'more Europe'?"

EU	<	<input type="radio"/>	Affluent Seven	<	>		
Big Six	<	>	Southern Seven	<	>		
Founding Six	<	>	Visegrád Four	<	>		
Austria	<	>	<input type="radio"/>	Italy	<	>	<input type="radio"/>
Belgium	<	>	<input type="radio"/>	Latvia	<	>	<input type="radio"/>
<b>Bulgaria</b>	<	<input checked="" type="radio"/>	<input type="radio"/>	Lithuania	<	>	<input type="radio"/>
Croatia	<	>	<input type="radio"/>	Luxembourg	<	>	<input type="radio"/>
Cyprus	<	>	<input type="radio"/>	Malta	<	>	<input type="radio"/>
Czech R.	<	>	<input type="radio"/>	Netherlands	<	>	<input type="radio"/>
Denmark	<	>	<input type="radio"/>	Poland	<	>	<input type="radio"/>
Estonia	<	>	<input type="radio"/>	Portugal	<	>	<input type="radio"/>
Finland	<	>	<input type="radio"/>	Romania	<	>	<input type="radio"/>
France	<	>	<input type="radio"/>	Slovakia	<	>	<input type="radio"/>
Germany	<	>	<input type="radio"/>	Slovenia	<	>	<input type="radio"/>
Greece	<	>	<input type="radio"/>	Spain	<	>	<input type="radio"/>
Hungary	<	>	<input type="radio"/>	Sweden	<	>	<input type="radio"/>
Ireland	<	>	<input type="radio"/>	UK	<	>	<input type="radio"/>

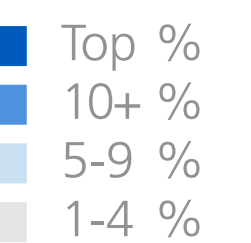
- Preferences Overview
- Most Contacted
- Shared Interests
- Most Responsive
- Most Disappointing
- Commitment to Deeper Integration**



Of 275 votes by 48 respondents, Germany received the most: 39

43%	Founding 6	Share of votes for group
31%	Big 6	
21%	Affluent 7	
20%	Southern 7	
4%	Visegrád 4	

14%	Germany	Share of votes for country
11%	Bulgaria	
11%	France	
7%	Belgium	
7%	Romania	
6%	Estonia	
5%	Luxembourg	
4%	Croatia	
4%	Ireland	
4%	Lithuania	
3%	Latvia	
3%	Netherlands	
3%	Slovakia	
3%	Spain	
3%	Sweden	
2%	Italy	
2%	Portugal	
2%	Slovenia	
1%	Austria	
1%	Finland	
1%	Greece	
1%	Malta	



Rounded results. 0% shares not shown.

# Deeper Integration Votes for Bulgaria by Bulgaria Network

**Q5** "Which EU member states, including your own, are generally committed to deeper integration or 'more Europe'?"

EU	<	○	Affluent Seven	<	>		
Big Six	<	>	Southern Seven	<	>		
Founding Six	<	>	Visegrád Four	<	>		
Austria	<	>	○	Italy	<	>	○
Belgium	<	>	○	Latvia	<	>	○
<b>Bulgaria</b>	<	>	●	Lithuania	<	>	○
Croatia	<	>	○	Luxembourg	<	>	○
Cyprus	<	>	○	Malta	<	>	○
Czech R.	<	>	○	Netherlands	<	>	○
Denmark	<	>	○	Poland	<	>	○
Estonia	<	>	○	Portugal	<	>	○
Finland	<	>	○	Romania	<	>	○
France	<	>	○	Slovakia	<	>	○
Germany	<	>	○	Slovenia	<	>	○
Greece	<	>	○	Spain	<	>	○
Hungary	<	>	○	Sweden	<	>	○
Ireland	<	>	○	UK	<	>	○

Preferences Overview

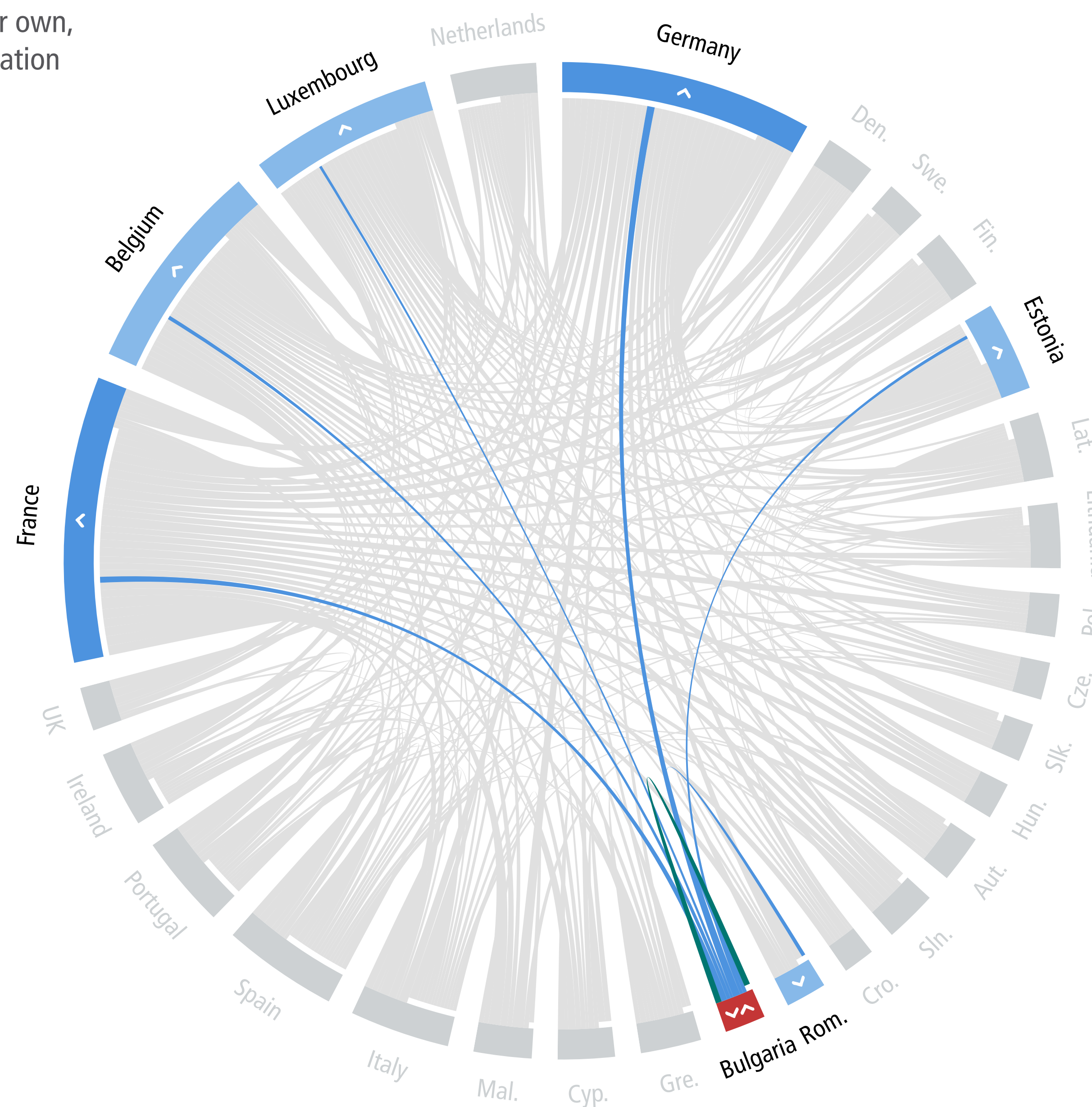
Most Contacted

Shared Interests

Most Responsive

Most Disappointing

Commitment to Deeper Integration



Shared votes  
stronger share weaker share  
Bul 11%

Lopsided votes

Only sending to  
14% Germany  
11% France  
7% Belgium  
7% Romania  
6% Estonia  
5% Luxembourg

Rounded results. Shares below 5% not shown.



# Deeper Integration Votes for Croatia by Croatia Network

**Q5** "Which EU member states, including your own, are generally committed to deeper integration or 'more Europe'?"

EU	<	○	Affluent Seven	<	>		
Big Six	<	>	Southern Seven	<	>		
Founding Six	<	>	Visegrád Four	<	>		
Austria	<	>	○	Italy	<	>	○
Belgium	<	>	○	Latvia	<	>	○
Bulgaria	<	>	○	Lithuania	<	>	○
<b>Croatia</b>	<	■	>	Luxembourg	<	>	○
Cyprus	<	>	○	Malta	<	>	○
Czech R.	<	>	○	Netherlands	<	>	○
Denmark	<	>	○	Poland	<	>	○
Estonia	<	>	○	Portugal	<	>	○
Finland	<	>	○	Romania	<	>	○
France	<	>	○	Slovakia	<	>	○
Germany	<	>	○	Slovenia	<	>	○
Greece	<	>	○	Spain	<	>	○
Hungary	<	>	○	Sweden	<	>	○
Ireland	<	>	○	UK	<	>	○

Preferences Overview


Most Contacted

Shared Interests

Most Responsive

Most Disappointing

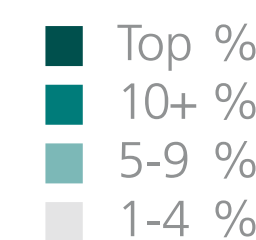
**Commitment to Deeper Integration**



Of 3761 votes by 703 respondents, Croatia received 46 (1.2%)

2%	Visegrád 4	Share of votes by group
1%	Affluent 7	
1%	Big 6	
1%	Founding 6	
1%	Southern 7	

4%	Bulgaria	Share of votes by country
4%	Slovakia	
3%	Czech Rep.	
2%	France	
2%	Luxembourg	
2%	Romania	
1%	Austria	
1%	Croatia	
1%	Cyprus	
1%	Denmark	
1%	Germany	
1%	Hungary	
1%	Ireland	
1%	Latvia	
1%	Lithuania	
1%	Poland	
1%	Portugal	
1%	Slovenia	
1%	Spain	
1%	Sweden	



Rounded results. 0% shares not shown.

# Deeper Integration Votes for Croatia by Croatia Network

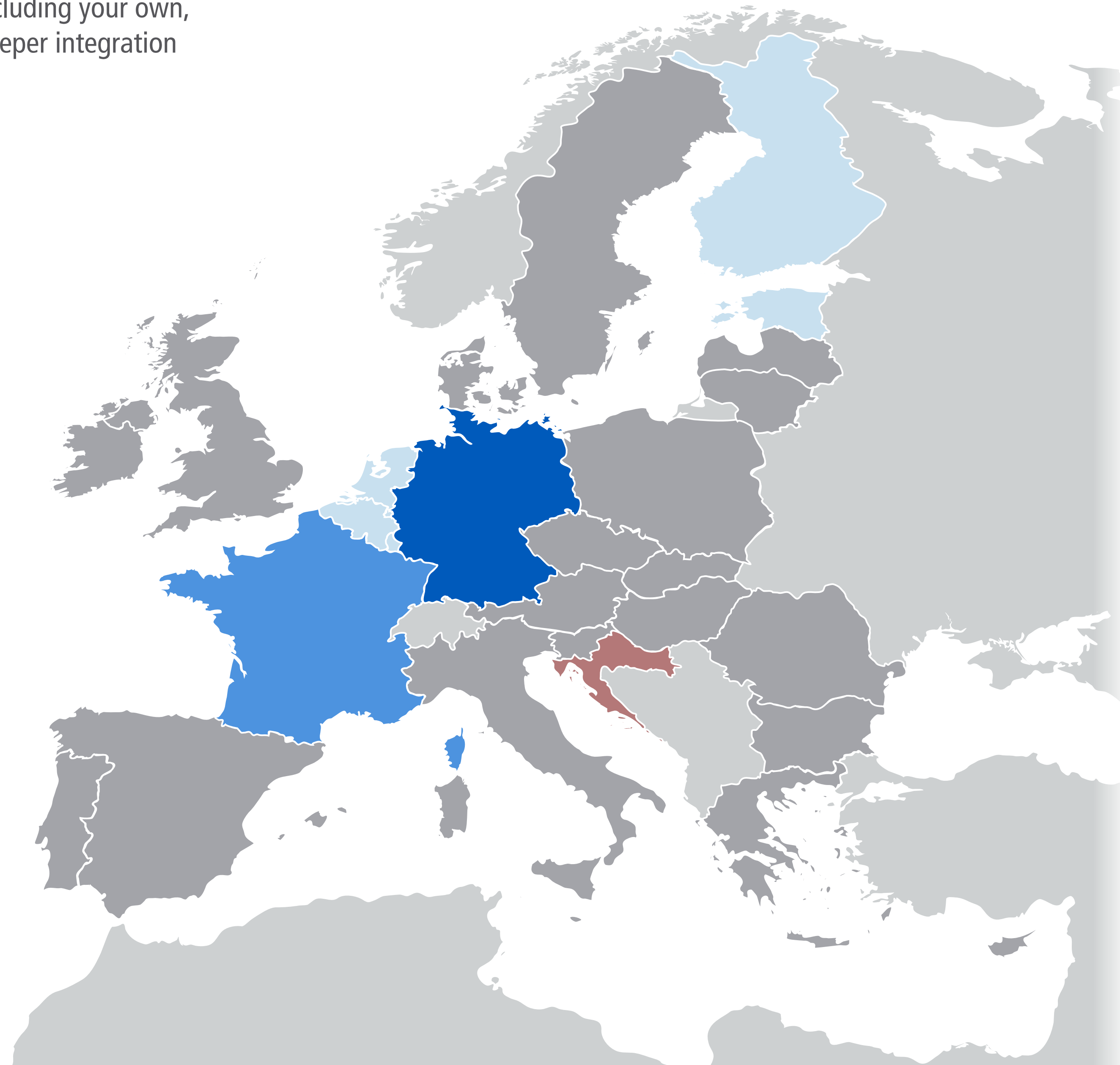
**Q5** "Which EU member states, including your own, are generally committed to deeper integration or 'more Europe'?"

EU	<	○	Affluent Seven	<	>
Big Six	<	>	Southern Seven	<	>
Founding Six	<	>	Visegrád Four	<	>

---

Austria	<	>	○	Italy	<	>	○
Belgium	<	>	○	Latvia	<	>	○
Bulgaria	<	>	○	Lithuania	<	>	○
<b>Croatia</b>	<	>	○	Luxembourg	<	>	○
Cyprus	<	>	○	Malta	<	>	○
Czech R.	<	>	○	Netherlands	<	>	○
Denmark	<	>	○	Poland	<	>	○
Estonia	<	>	○	Portugal	<	>	○
Finland	<	>	○	Romania	<	>	○
France	<	>	○	Slovakia	<	>	○
Germany	<	>	○	Slovenia	<	>	○
Greece	<	>	○	Spain	<	>	○
Hungary	<	>	○	Sweden	<	>	○
Ireland	<	>	○	UK	<	>	○

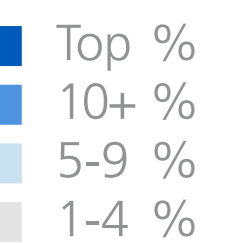
- Preferences Overview
- Most Contacted
- Shared Interests
- Most Responsive
- Most Disappointing
- Commitment to Deeper Integration**



Of 93 votes by 16 respondents, Germany received the most: 13

48%	Founding 6	Share of votes for group
33%	Big 6	
31%	Affluent 7	
25%	Southern 7	
3%	Visegrád 4	

14%	Germany	Share of votes for country
13%	France	
8%	Luxembourg	
6%	Belgium	
5%	Estonia	
5%	Finland	
5%	Netherlands	
4%	Ireland	
4%	Latvia	
4%	Lithuania	
4%	Portugal	
4%	Slovenia	
4%	Spain	
4%	Sweden	
3%	Romania	
3%	Slovakia	
2%	Italy	
1%	Austria	
1%	Croatia	
1%	Denmark	
1%	Greece	



Rounded results. 0% shares not shown.



# Deeper Integration Votes for Croatia by Croatia Network

**Q5** "Which EU member states, including your own, are generally committed to deeper integration or 'more Europe'?"

EU	<	○	Affluent Seven	<	>		
Big Six	<	>	Southern Seven	<	>		
Founding Six	<	>	Visegrád Four	<	>		
Austria	<	>	○	Italy	<	>	○
Belgium	<	>	○	Latvia	<	>	○
Bulgaria	<	>	○	Lithuania	<	>	○
<b>Croatia</b>	<	>	●	Luxembourg	<	>	○
Cyprus	<	>	○	Malta	<	>	○
Czech R.	<	>	○	Netherlands	<	>	○
Denmark	<	>	○	Poland	<	>	○
Estonia	<	>	○	Portugal	<	>	○
Finland	<	>	○	Romania	<	>	○
France	<	>	○	Slovakia	<	>	○
Germany	<	>	○	Slovenia	<	>	○
Greece	<	>	○	Spain	<	>	○
Hungary	<	>	○	Sweden	<	>	○
Ireland	<	>	○	UK	<	>	○

Preferences Overview

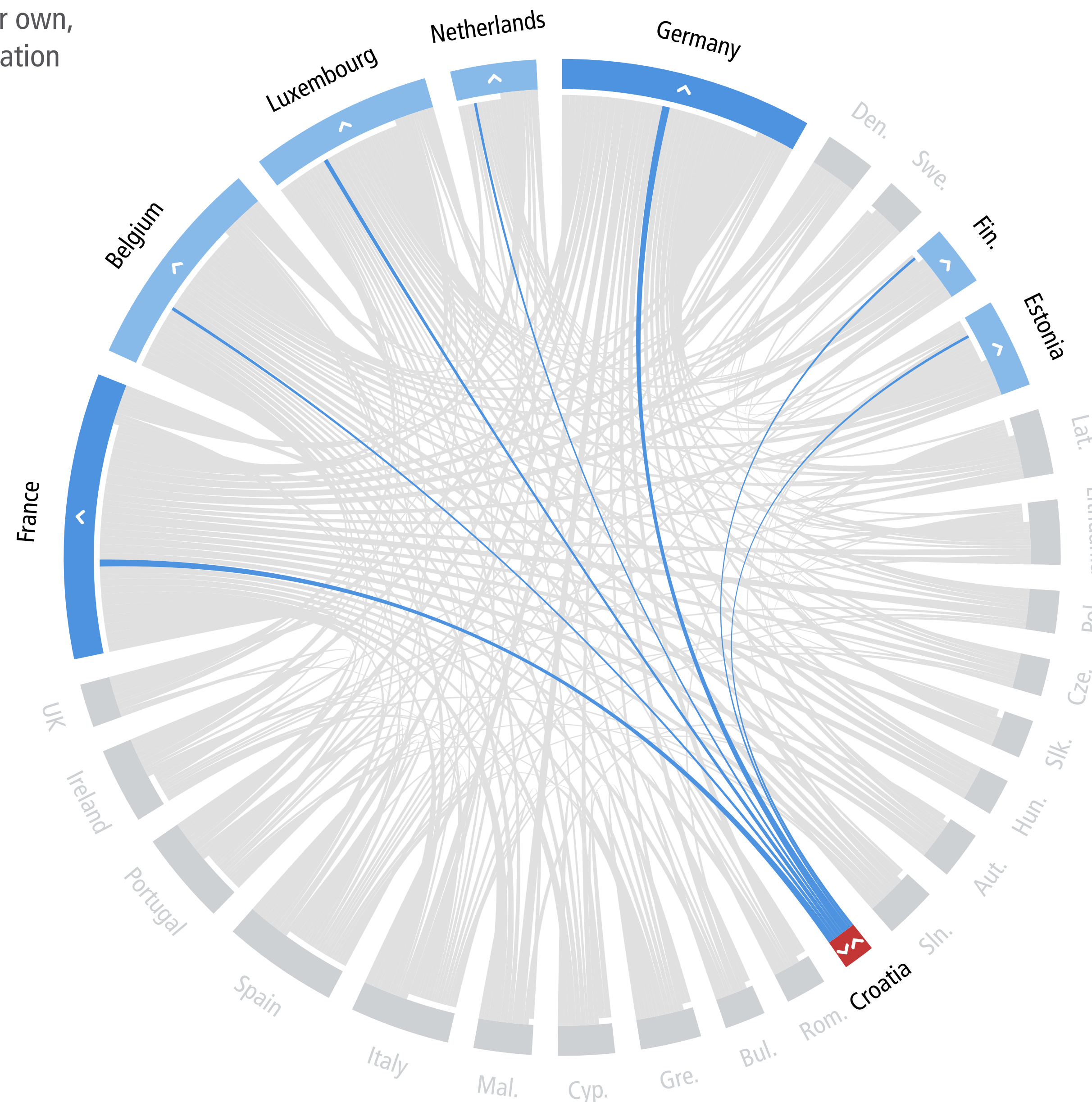
Most Contacted

Shared Interests

Most Responsive

Most Disappointing

Commitment to Deeper Integration



Lopsided votes

> Only sending to

- 14% Germany
- 13% France
- 8% Luxembourg
- 6% Belgium
- 5% Estonia
- 5% Finland
- 5% Netherlands

Rounded results. Shares below 5% not shown.

# Deeper Integration Votes for Cyprus by Cyprus Network

**Q5** "Which EU member states, including your own, are generally committed to deeper integration or 'more Europe'?"

EU < ○ Affluent Seven < >  
 Big Six < > Southern Seven < >  
 Founding Six < > Visegrád Four < >

Austria < > ○	Italy < > ○
Belgium < > ○	Latvia < > ○
Bulgaria < > ○	Lithuania < > ○
Croatia < > ○	Luxembourg < > ○
<b>Cyprus &lt; &gt; ○</b>	Malta < > ○
Czech R. < > ○	Netherlands < > ○
Denmark < > ○	Poland < > ○
Estonia < > ○	Portugal < > ○
Finland < > ○	Romania < > ○
France < > ○	Slovakia < > ○
Germany < > ○	Slovenia < > ○
Greece < > ○	Spain < > ○
Hungary < > ○	Sweden < > ○
Ireland < > ○	UK < > ○

Preferences Overview

Most Contacted

Shared Interests

Most Responsive

Most Disappointing

**Commitment to Deeper Integration**



Of 3761 votes by 703 respondents, Cyprus received 29 (0.8%)

2% Southern 7 Share of votes by group

13% Cyprus Share of votes by country  
 11% Greece  
 1% Austria  
 1% Czech Rep.  
 1% Ireland  
 1% Lithuania  
 1% Luxembourg  
 1% Portugal

■ Top %  
 ■ 10+ %  
 ■ 5-9 %  
 ■ 1-4 %

Rounded results. 0% shares not shown.



# Deeper Integration Votes for Cyprus by Cyprus Network

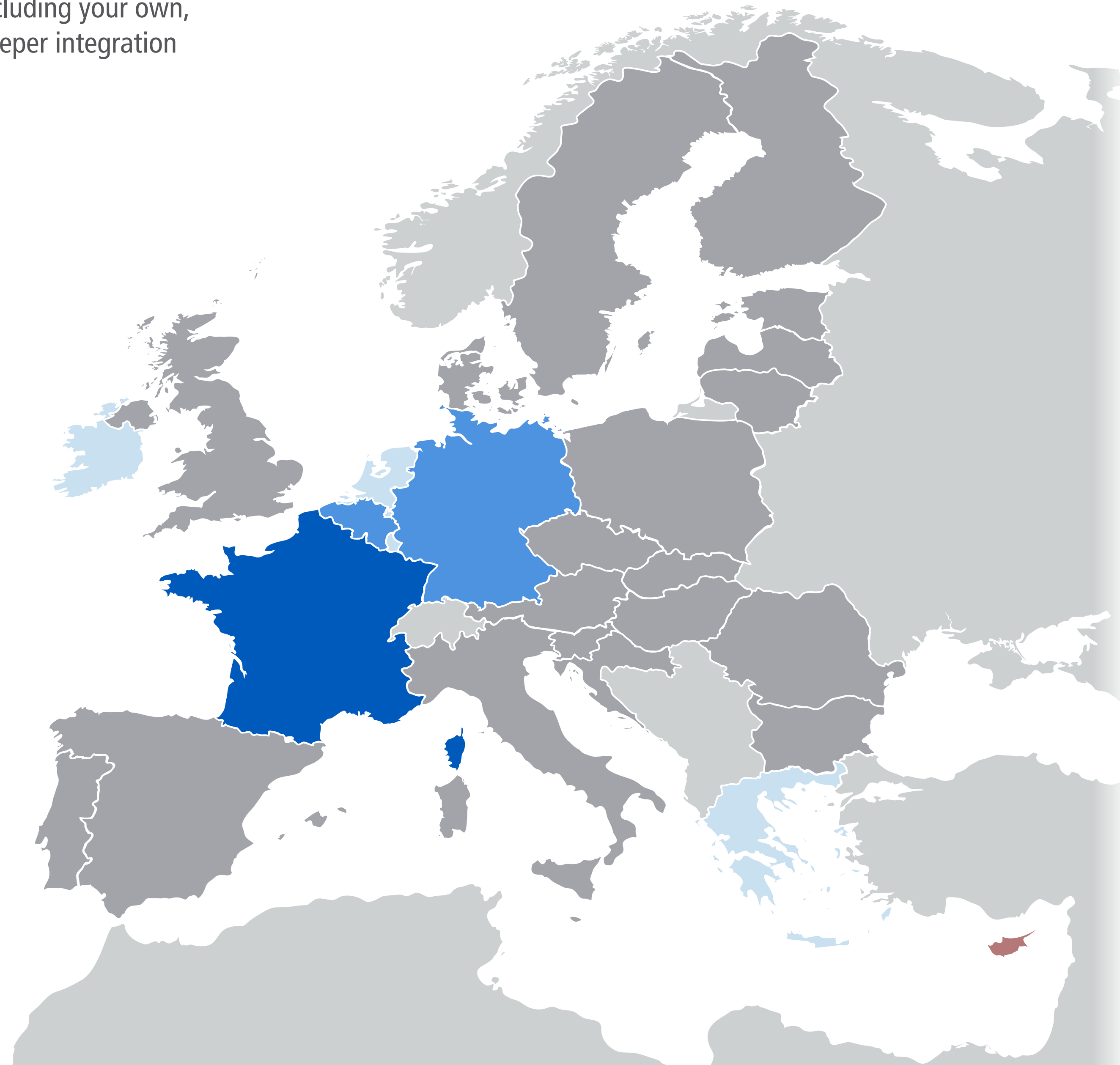
**Q5** "Which EU member states, including your own, are generally committed to deeper integration or 'more Europe'?"

EU	<	○	Affluent Seven	<	>
Big Six	<	>	Southern Seven	<	>
Founding Six	<	>	Visegrád Four	<	>

---

Austria	<	>	○	Italy	<	>	○
Belgium	<	>	○	Latvia	<	>	○
Bulgaria	<	>	○	Lithuania	<	>	○
Croatia	<	>	○	Luxembourg	<	>	○
<b>Cyprus</b>	<	>	○	Malta	<	>	○
Czech R.	<	>	○	Netherlands	<	>	○
Denmark	<	>	○	Poland	<	>	○
Estonia	<	>	○	Portugal	<	>	○
Finland	<	>	○	Romania	<	>	○
France	<	>	○	Slovakia	<	>	○
Germany	<	>	○	Slovenia	<	>	○
Greece	<	>	○	Spain	<	>	○
Hungary	<	>	○	Sweden	<	>	○
Ireland	<	>	○	UK	<	>	○

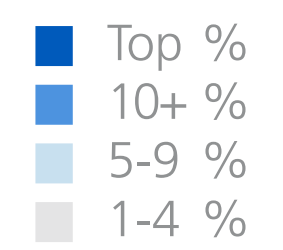
- Preferences Overview
- Most Contacted
- Shared Interests
- Most Responsive
- Most Disappointing
- Commitment to Deeper Integration**



Of 93 votes by 16 respondents, France received the most: 13

51%	Founding 6	Share of votes for group
46%	Southern 7	
31%	Big 6	
28%	Affluent 7	
2%	Visegrád 4	

14%	France	Share of votes for country
13%	Cyprus	
11%	Germany	
10%	Belgium	
9%	Luxembourg	
8%	Greece	
6%	Ireland	
5%	Netherlands	
3%	Malta	
3%	Portugal	
3%	Spain	
2%	Finland	
2%	Italy	
2%	Sweden	
1%	Bulgaria	
1%	Croatia	
1%	Latvia	
1%	Lithuania	
1%	Poland	
1%	Romania	
1%	Slovakia	
1%	Slovenia	



Rounded results. 0% shares not shown.

# Deeper Integration Votes for Cyprus by Cyprus Network

**Q5** "Which EU member states, including your own, are generally committed to deeper integration or 'more Europe'?"

EU	<	○	Affluent Seven	<	>		
Big Six	<	>	Southern Seven	<	>		
Founding Six	<	>	Visegrád Four	<	>		
Austria	<	>	○	Italy	<	>	○
Belgium	<	>	○	Latvia	<	>	○
Bulgaria	<	>	○	Lithuania	<	>	○
Croatia	<	>	○	Luxembourg	<	>	○
<b>Cyprus</b>	<	>	●	Malta	<	>	○
Czech R.	<	>	○	Netherlands	<	>	○
Denmark	<	>	○	Poland	<	>	○
Estonia	<	>	○	Portugal	<	>	○
Finland	<	>	○	Romania	<	>	○
France	<	>	○	Slovakia	<	>	○
Germany	<	>	○	Slovenia	<	>	○
Greece	<	>	○	Spain	<	>	○
Hungary	<	>	○	Sweden	<	>	○
Ireland	<	>	○	UK	<	>	○

Preferences Overview

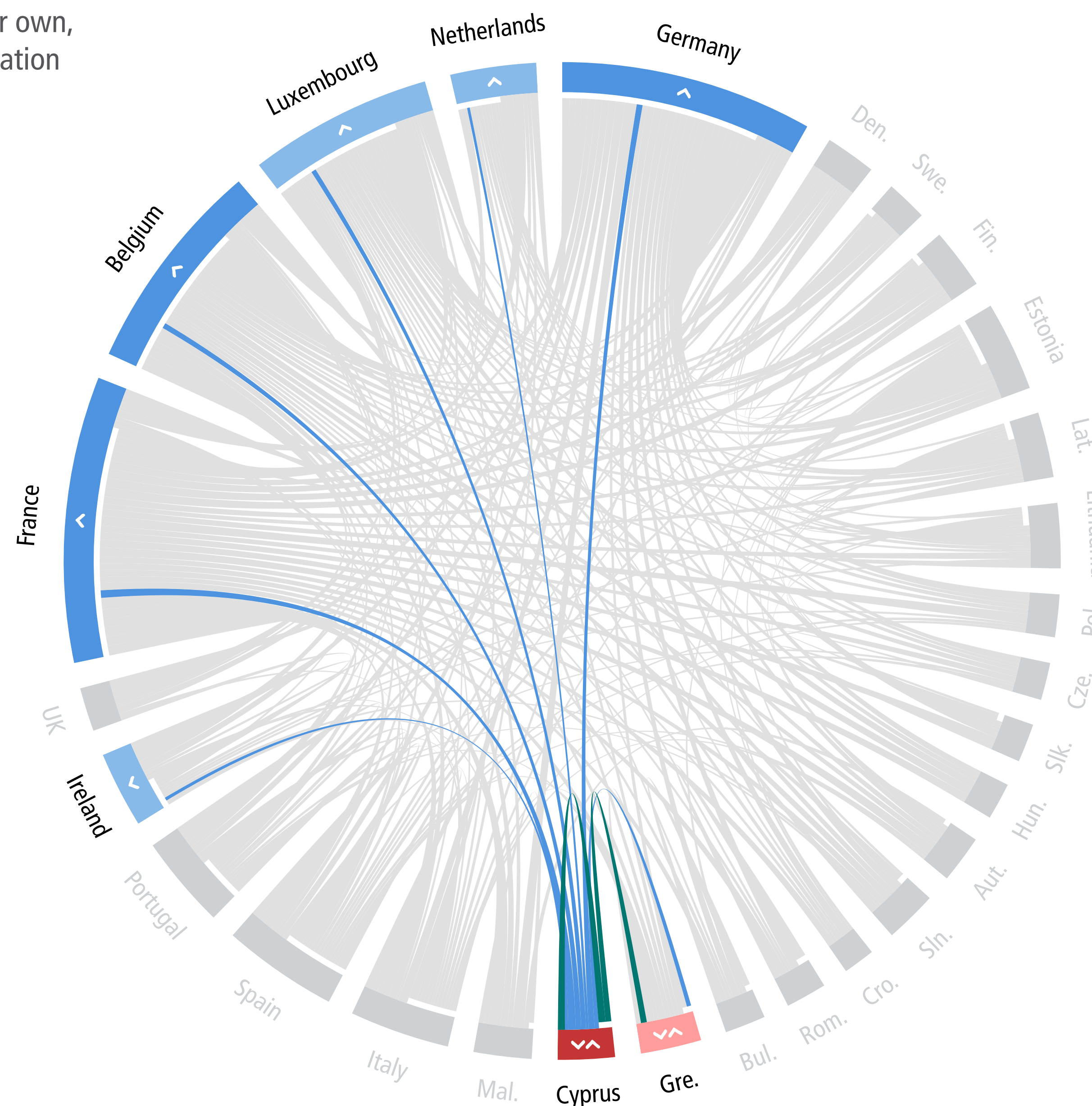
Most Contacted

Shared Interests

Most Responsive

Most Disappointing

Commitment to Deeper Integration



Shared votes

stronger share weaker share

Cyp 13% ● Gre 11% ● Cyp 8% ●

Lopsided votes

Only sending to

14% France  
11% Germany  
10% Belgium  
9% Luxembourg  
6% Ireland  
5% Netherlands

Rounded results. Shares below 5% not shown.



# Deeper Integration Votes for Czech Rep. by Czech Rep. Network

**Q5** "Which EU member states, including your own, are generally committed to deeper integration or 'more Europe'?"

EU	<	<input type="radio"/>	Affluent Seven	<	>		
Big Six	<	>	Southern Seven	<	>		
Founding Six	<	>	Visegrád Four	<	>		
Austria	<	>	<input type="radio"/>	Italy	<	>	<input type="radio"/>
Belgium	<	>	<input type="radio"/>	Latvia	<	>	<input type="radio"/>
Bulgaria	<	>	<input type="radio"/>	Lithuania	<	>	<input type="radio"/>
Croatia	<	>	<input type="radio"/>	Luxembourg	<	>	<input type="radio"/>
Cyprus	<	>	<input type="radio"/>	Malta	<	>	<input type="radio"/>
<b>Czech R.</b>	<	<input checked="" type="radio"/>	<input type="radio"/>	Netherlands	<	>	<input type="radio"/>
Denmark	<	>	<input type="radio"/>	Poland	<	>	<input type="radio"/>
Estonia	<	>	<input type="radio"/>	Portugal	<	>	<input type="radio"/>
Finland	<	>	<input type="radio"/>	Romania	<	>	<input type="radio"/>
France	<	>	<input type="radio"/>	Slovakia	<	>	<input type="radio"/>
Germany	<	>	<input type="radio"/>	Slovenia	<	>	<input type="radio"/>
Greece	<	>	<input type="radio"/>	Spain	<	>	<input type="radio"/>
Hungary	<	>	<input type="radio"/>	Sweden	<	>	<input type="radio"/>
Ireland	<	>	<input type="radio"/>	UK	<	>	<input type="radio"/>

Preferences Overview

Most Contacted

Shared Interests

Most Responsive

Most Disappointing

**Commitment to Deeper Integration**



Of 3761 votes by 703 respondents, Czech Rep. received 14 (0.4%)

1% Visegrád 4 **Share of votes by group**

2% Slovakia **Share of votes by country**  
 1% Austria  
 1% Czech Rep.  
 1% Finland  
 1% France  
 1% Latvia  
 1% Portugal  
 1% Slovenia  
 1% Sweden

■ Top %  
 ■ 10+ %  
 ■ 5-9 %  
 ■ 1-4 %

Rounded results. 0% shares not shown.

# Deeper Integration Votes for Czech Rep. by Czech Rep. Network

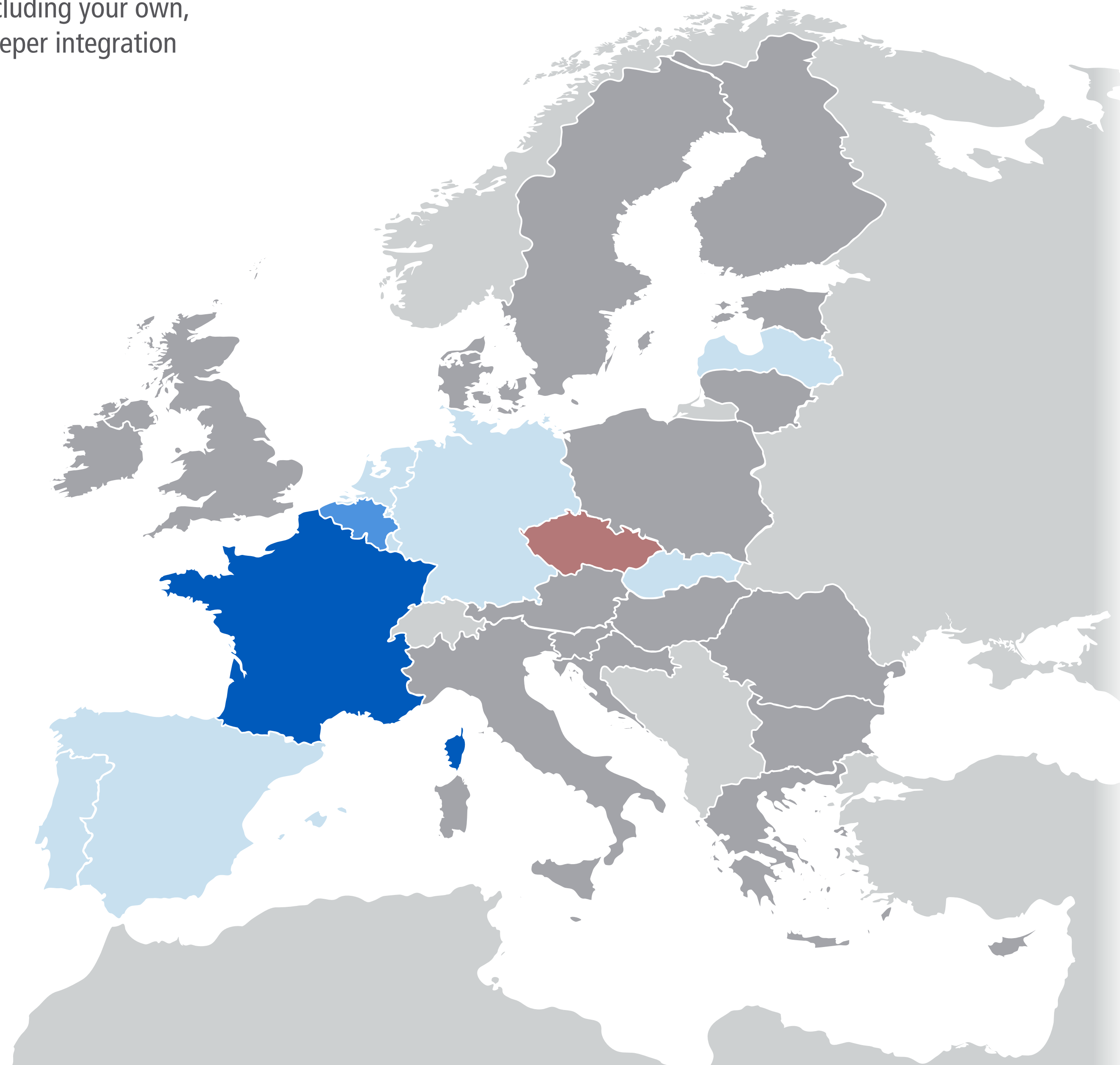
**Q5** "Which EU member states, including your own, are generally committed to deeper integration or 'more Europe'?"

EU	<	○	Affluent Seven	<	>
Big Six	<	>	Southern Seven	<	>
Founding Six	<	>	Visegrád Four	<	>

---

Austria	<	>	○	Italy	<	>	○
Belgium	<	>	○	Latvia	<	>	○
Bulgaria	<	>	○	Lithuania	<	>	○
Croatia	<	>	○	Luxembourg	<	>	○
Cyprus	<	>	○	Malta	<	>	○
<b>Czech R.</b>	<	>	○	Netherlands	<	>	○
Denmark	<	>	○	Poland	<	>	○
Estonia	<	>	○	Portugal	<	>	○
Finland	<	>	○	Romania	<	>	○
France	<	>	○	Slovakia	<	>	○
Germany	<	>	○	Slovenia	<	>	○
Greece	<	>	○	Spain	<	>	○
Hungary	<	>	○	Sweden	<	>	○
Ireland	<	>	○	UK	<	>	○

- Preferences Overview
- Most Contacted
- Shared Interests
- Most Responsive
- Most Disappointing
- Commitment to Deeper Integration**



Of 155 votes by 21 respondents, France received the most: 18

47%	Founding 6	Share of votes for group
30%	Affluent 7	
28%	Big 6	
28%	Southern 7	
6%	Visegrád 4	

12%	France	Share of votes for country
10%	Belgium	
9%	Germany	
8%	Luxembourg	
6%	Netherlands	
6%	Spain	
5%	Latvia	
5%	Portugal	
5%	Slovakia	
4%	Estonia	
4%	Ireland	
4%	Lithuania	
3%	Bulgaria	
3%	Croatia	
3%	Romania	
3%	Sweden	
2%	Italy	
2%	Slovenia	
1%	Austria	
1%	Cyprus	
1%	Czech Rep.	
1%	Denmark	
1%	Finland	
1%	Greece	
1%	Malta	

Rounded results. 0% shares not shown.



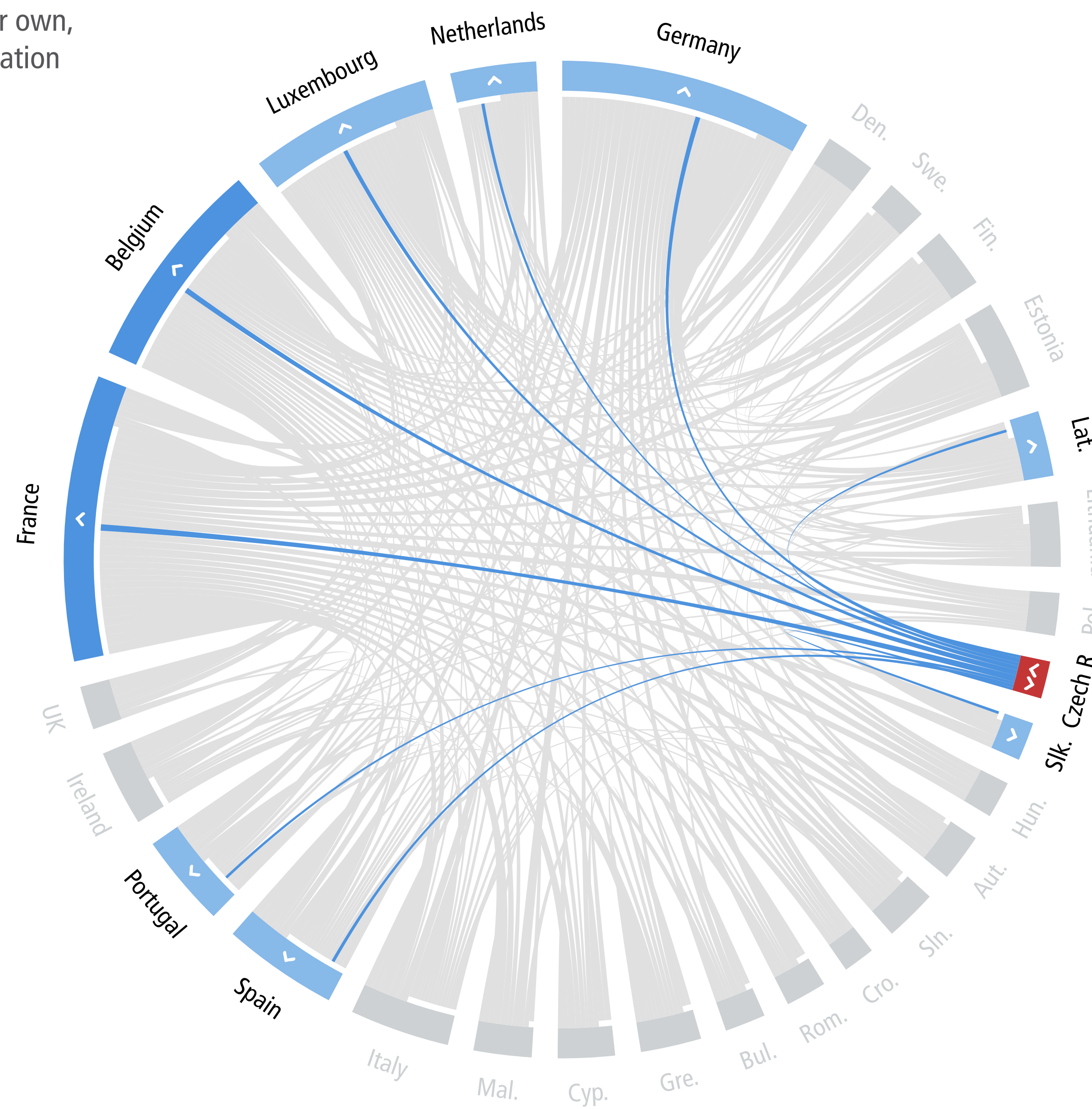
# Deeper Integration Votes for Czech Rep. by Czech Rep. Network

**Q5** "Which EU member states, including your own, are generally committed to deeper integration or 'more Europe'?"

EU	<	○	Affluent Seven	<	>		
Big Six	<	>	Southern Seven	<	>		
Founding Six	<	>	Visegrád Four	<	>		
Austria	<	>	○	Italy	<	>	○
Belgium	<	>	○	Latvia	<	>	○
Bulgaria	<	>	○	Lithuania	<	>	○
Croatia	<	>	○	Luxembourg	<	>	○
Cyprus	<	>	○	Malta	<	>	○
Czech R.	<	>	●	Netherlands	<	>	○
Denmark	<	>	○	Poland	<	>	○
Estonia	<	>	○	Portugal	<	>	○
Finland	<	>	○	Romania	<	>	○
France	<	>	○	Slovakia	<	>	○
Germany	<	>	○	Slovenia	<	>	○
Greece	<	>	○	Spain	<	>	○
Hungary	<	>	○	Sweden	<	>	○
Ireland	<	>	○	UK	<	>	○

- Preferences Overview
- Most Contacted
- Shared Interests
- Most Responsive
- Most Disappointing

Commitment to Deeper Integration



- Lopsided votes
- > Only sending to
  - 12% France
  - 10% Belgium
  - 9% Germany
  - 8% Luxembourg
  - 6% Netherlands
  - 6% Spain
  - 5% Latvia
  - 5% Portugal
  - 5% Slovakia

Rounded results. Shares below 5% not shown.

# Deeper Integration Votes for Denmark by Denmark Network

**Q5** "Which EU member states, including your own, are generally committed to deeper integration or 'more Europe'?"

EU	<	○	Affluent Seven	<	>
Big Six	<	>	Southern Seven	<	>
Founding Six	<	>	Visegrád Four	<	>

---

Austria	<	>	○	Italy	<	>	○
Belgium	<	>	○	Latvia	<	>	○
Bulgaria	<	>	○	Lithuania	<	>	○
Croatia	<	>	○	Luxembourg	<	>	○
Cyprus	<	>	○	Malta	<	>	○
Czech R.	<	>	○	Netherlands	<	>	○
<b>Denmark</b>	<	>	○	Poland	<	>	○
Estonia	<	>	○	Portugal	<	>	○
Finland	<	>	○	Romania	<	>	○
France	<	>	○	Slovakia	<	>	○
Germany	<	>	○	Slovenia	<	>	○
Greece	<	>	○	Spain	<	>	○
Hungary	<	>	○	Sweden	<	>	○
Ireland	<	>	○	UK	<	>	○

Preferences Overview

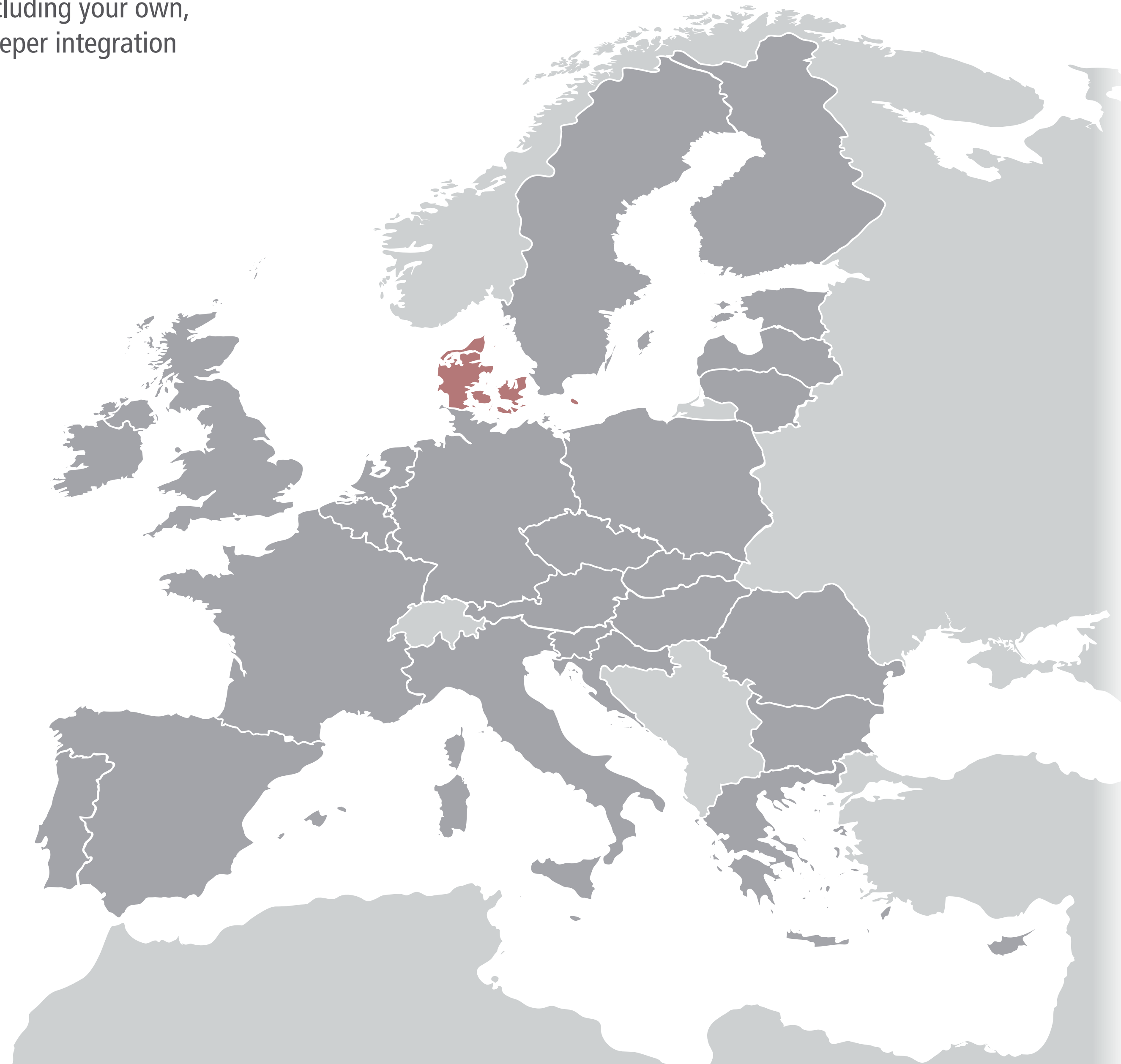
Most Contacted

Shared Interests

Most Responsive

Most Disappointing

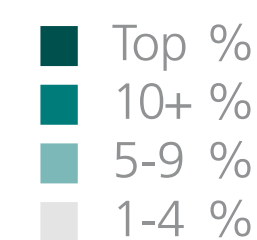
**Commitment to Deeper Integration**



Of 3761 votes by 703 respondents, Denmark received 25 (0.7%)

1%	Affluent 7	Share of votes by group
1%	Big 6	
1%	Founding 6	
1%	Visegrád 4	

3%	Hungary	Share of votes by country
2%	Estonia	
2%	Netherlands	
2%	Romania	
2%	Slovakia	
1%	Austria	
1%	Croatia	
1%	Czech Rep.	
1%	Denmark	
1%	France	
1%	Germany	
1%	Latvia	
1%	Lithuania	
1%	Sweden	
1%	UK	



Rounded results. 0% shares not shown.



# Deeper Integration Votes for Denmark by Denmark Network

**Q5** "Which EU member states, including your own, are generally committed to deeper integration or 'more Europe'?"

Of 108 votes by 21 respondents, France received the most: 18

EU	<	<input type="radio"/>	Affluent Seven	<	>
Big Six	<	>	Southern Seven	<	>
Founding Six	<	>	Visegrád Four	<	>

Austria	<	>	<input type="radio"/>	Italy	<	>	<input type="radio"/>
Belgium	<	>	<input type="radio"/>	Latvia	<	>	<input type="radio"/>
Bulgaria	<	>	<input type="radio"/>	Lithuania	<	>	<input type="radio"/>
Croatia	<	>	<input type="radio"/>	Luxembourg	<	>	<input type="radio"/>
Cyprus	<	>	<input type="radio"/>	Malta	<	>	<input type="radio"/>
Czech R.	<	>	<input type="radio"/>	Netherlands	<	>	<input type="radio"/>
<b>Denmark</b>	<	>	<input checked="" type="radio"/>	Poland	<	>	<input type="radio"/>
Estonia	<	>	<input type="radio"/>	Portugal	<	>	<input type="radio"/>
Finland	<	>	<input type="radio"/>	Romania	<	>	<input type="radio"/>
France	<	>	<input type="radio"/>	Slovakia	<	>	<input type="radio"/>
Germany	<	>	<input type="radio"/>	Slovenia	<	>	<input type="radio"/>
Greece	<	>	<input type="radio"/>	Spain	<	>	<input type="radio"/>
Hungary	<	>	<input type="radio"/>	Sweden	<	>	<input type="radio"/>
Ireland	<	>	<input type="radio"/>	UK	<	>	<input type="radio"/>

Preferences Overview

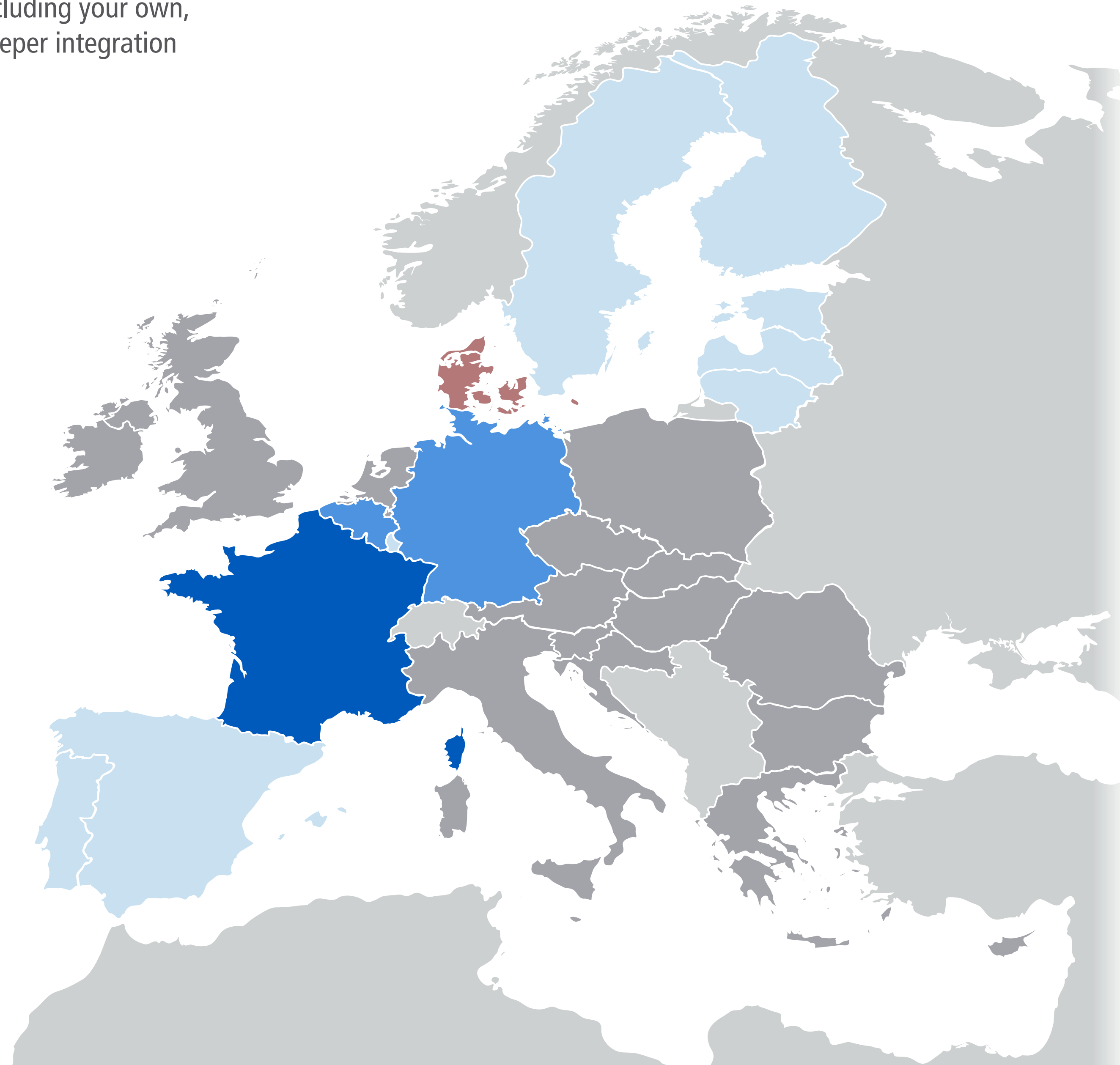
Most Contacted

Shared Interests

Most Responsive

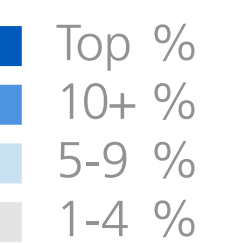
Most Disappointing

**Commitment to Deeper Integration**



55%	Founding 6	Share of votes for group
38%	Big 6	
36%	Affluent 7	
32%	Southern 7	
1%	Visegrád 4	

17%	France	Share of votes for country
13%	Belgium	
13%	Germany	
7%	Luxembourg	
6%	Finland	
6%	Portugal	
6%	Spain	
6%	Sweden	
5%	Estonia	
5%	Latvia	
5%	Lithuania	
3%	Ireland	
3%	Netherlands	
2%	Greece	
2%	Italy	
1%	Croatia	
1%	Denmark	
1%	Poland	



Rounded results. 0% shares not shown.

# Deeper Integration Votes for Denmark by Denmark Network

**Q5** "Which EU member states, including your own, are generally committed to deeper integration or 'more Europe'?"

EU	<	○	Affluent Seven	<	>		
Big Six	<	>	Southern Seven	<	>		
Founding Six	<	>	Visegrád Four	<	>		
Austria	<	>	○	Italy	<	>	○
Belgium	<	>	○	Latvia	<	>	○
Bulgaria	<	>	○	Lithuania	<	>	○
Croatia	<	>	○	Luxembourg	<	>	○
Cyprus	<	>	○	Malta	<	>	○
Czech R.	<	>	○	Netherlands	<	>	○
<b>Denmark</b>	<	>	●	Poland	<	>	○
Estonia	<	>	○	Portugal	<	>	○
Finland	<	>	○	Romania	<	>	○
France	<	>	○	Slovakia	<	>	○
Germany	<	>	○	Slovenia	<	>	○
Greece	<	>	○	Spain	<	>	○
Hungary	<	>	○	Sweden	<	>	○
Ireland	<	>	○	UK	<	>	○

Preferences Overview

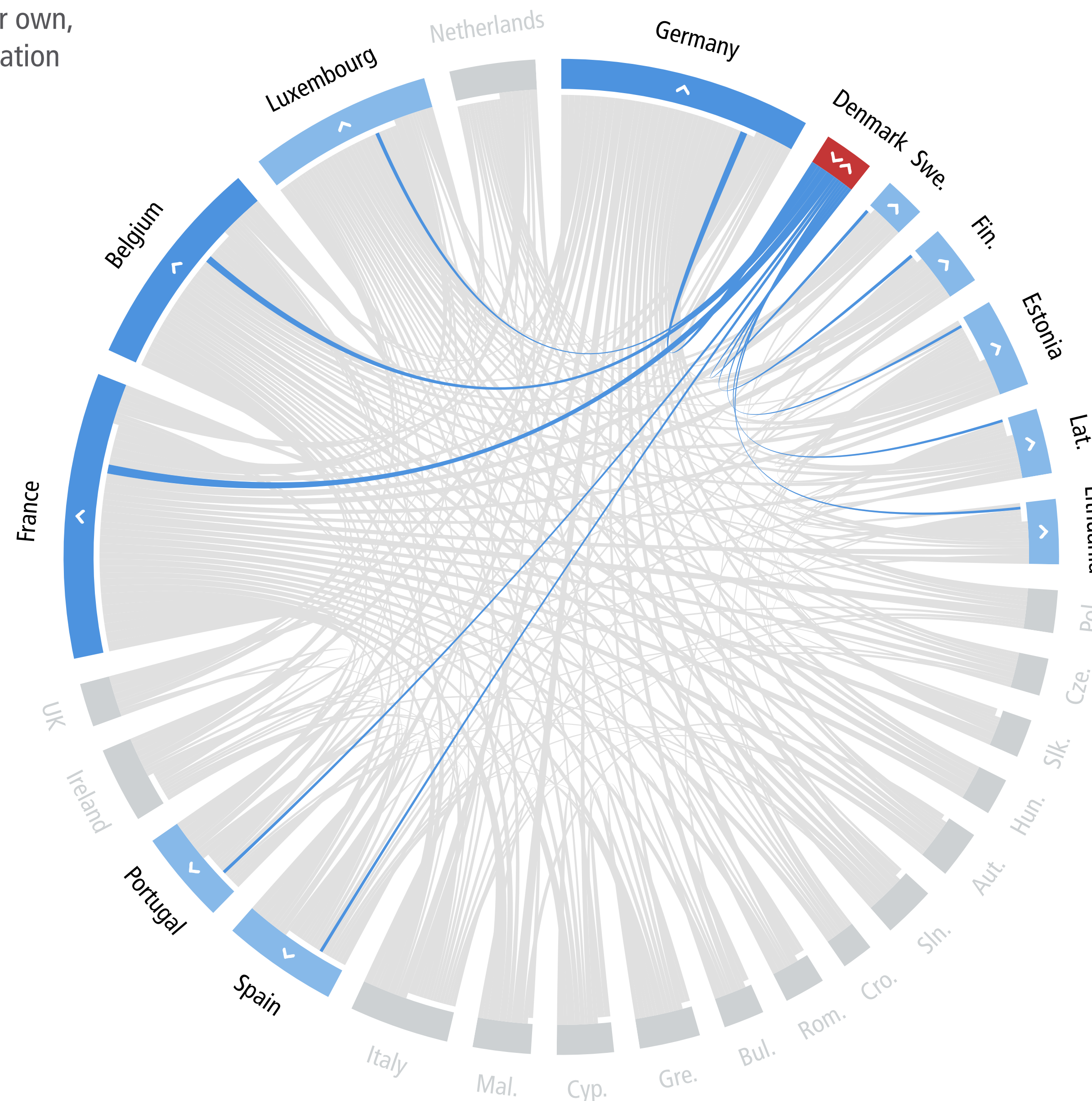
Most Contacted

Shared Interests

Most Responsive

Most Disappointing

**Commitment to Deeper Integration**



Lopsided votes

>	Only sending to
17%	France
13%	Belgium
13%	Germany
7%	Luxembourg
6%	Finland
6%	Portugal
6%	Spain
6%	Sweden
5%	Estonia
5%	Latvia
5%	Lithuania

Rounded results. Shares below 5% not shown.



# Deeper Integration Votes for Estonia by Estonia Network

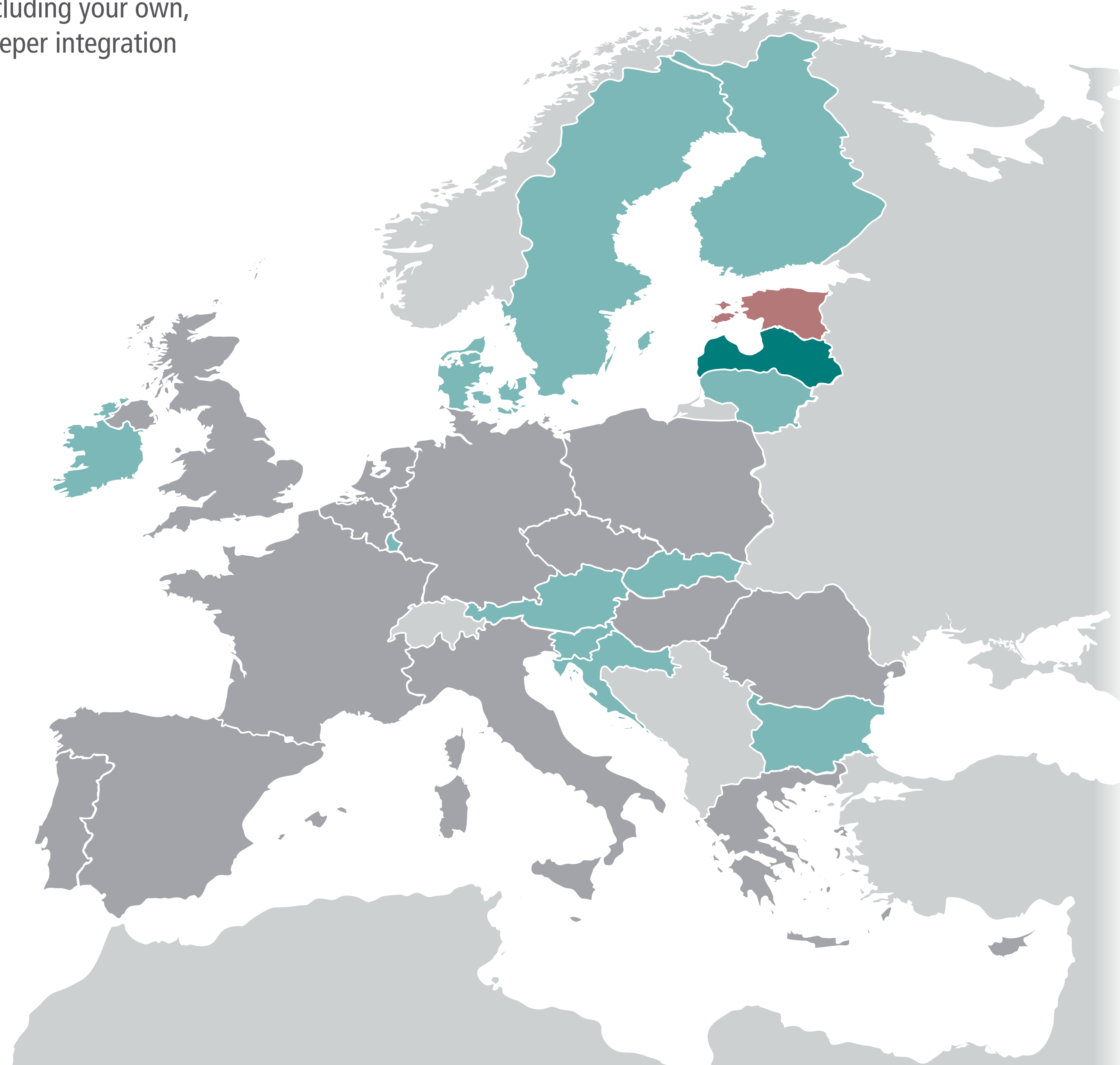
**Q5** "Which EU member states, including your own, are generally committed to deeper integration or 'more Europe'?"

EU	< ○ >	Affluent Seven	< >
Big Six	< >	Southern Seven	< >
Founding Six	< >	Visegrád Four	< >

---

Austria	< > ○	Italy	< > ○
Belgium	< > ○	Latvia	< > ○
Bulgaria	< > ○	Lithuania	< > ○
Croatia	< > ○	Luxembourg	< > ○
Cyprus	< > ○	Malta	< > ○
Czech R.	< > ○	Netherlands	< > ○
Denmark	< > ○	Poland	< > ○
<b>Estonia</b>	< <b>&gt;</b> ○	Portugal	< > ○
Finland	< > ○	Romania	< > ○
France	< > ○	Slovakia	< > ○
Germany	< > ○	Slovenia	< > ○
Greece	< > ○	Spain	< > ○
Hungary	< > ○	Sweden	< > ○
Ireland	< > ○	UK	< > ○

- Preferences Overview
- Most Contacted
- Shared Interests
- Most Responsive
- Most Disappointing
- Commitment to Deeper Integration**



Of 3761 votes by 703 respondents, Estonia received 161 (4.3%)

4%	Affluent 7	Share of votes by group
4%	Visegrád 4	
3%	Big 6	
3%	Founding 6	
2%	Southern 7	

13%	Estonia	Share of votes by country
12%	Latvia	
9%	Lithuania	
6%	Austria	
6%	Bulgaria	
6%	Slovenia	
5%	Croatia	
5%	Denmark	
5%	Finland	
5%	Ireland	
5%	Luxembourg	
5%	Slovakia	
5%	Sweden	
4%	Czech Rep.	
4%	France	
4%	Romania	
3%	Belgium	
3%	Germany	
3%	Hungary	
3%	Poland	
2%	Netherlands	
2%	Spain	
1%	Italy	
1%	UK	

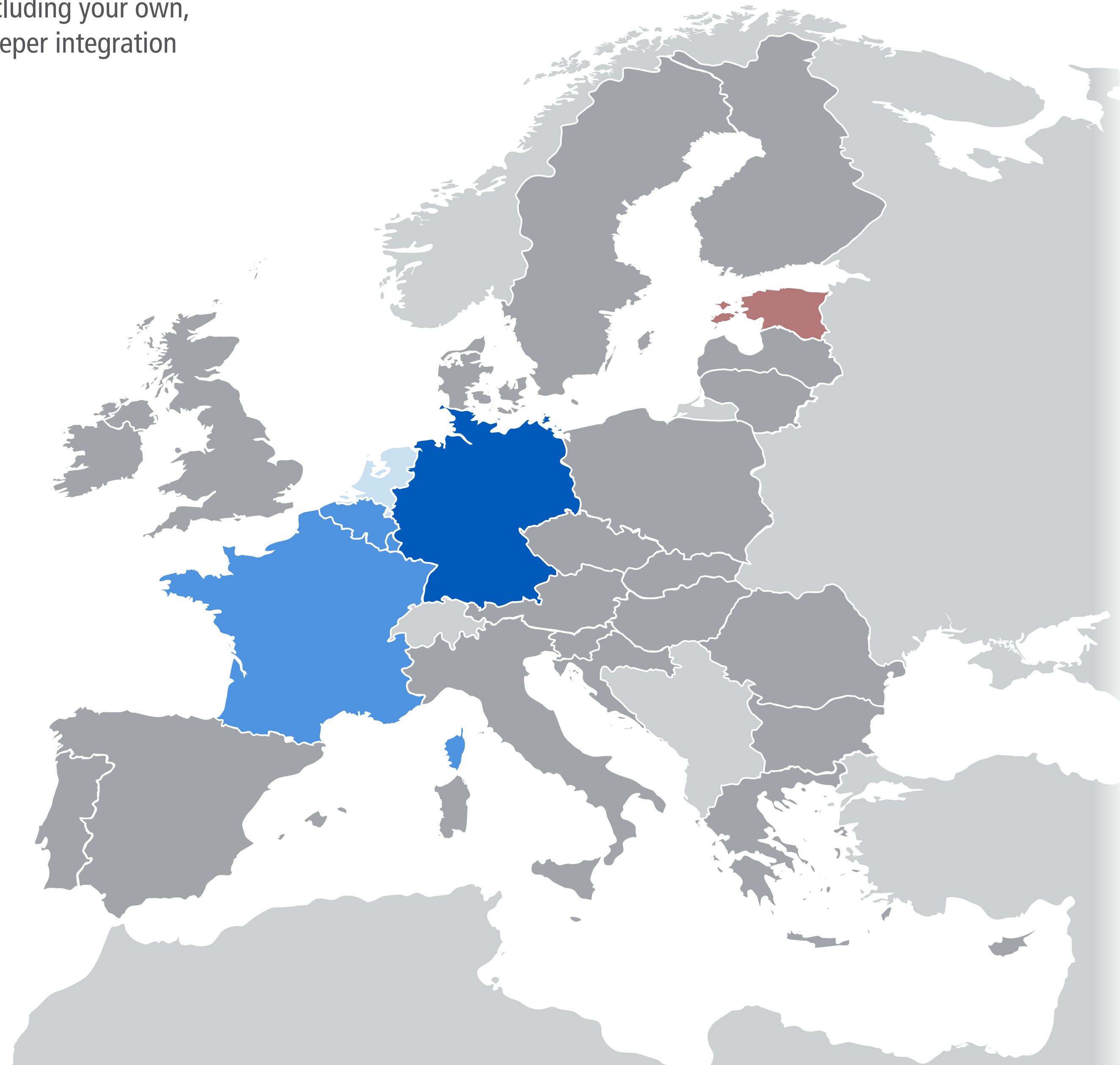
Rounded results. 0% shares not shown.

# Deeper Integration Votes for Estonia by Estonia Network

**Q5** "Which EU member states, including your own, are generally committed to deeper integration or 'more Europe'?"

EU	<	<input type="radio"/>	Affluent Seven	<	>		
Big Six	<	>	Southern Seven	<	>		
Founding Six	<	>	Visegrád Four	<	>		
Austria	<	>	<input type="radio"/>	Italy	<	>	<input type="radio"/>
Belgium	<	>	<input type="radio"/>	Latvia	<	>	<input type="radio"/>
Bulgaria	<	>	<input type="radio"/>	Lithuania	<	>	<input type="radio"/>
Croatia	<	>	<input type="radio"/>	Luxembourg	<	>	<input type="radio"/>
Cyprus	<	>	<input type="radio"/>	Malta	<	>	<input type="radio"/>
Czech R.	<	>	<input type="radio"/>	Netherlands	<	>	<input type="radio"/>
Denmark	<	>	<input type="radio"/>	Poland	<	>	<input type="radio"/>
<b>Estonia</b>	<	<input checked="" type="radio"/>	<input type="radio"/>	Portugal	<	>	<input type="radio"/>
Finland	<	>	<input type="radio"/>	Romania	<	>	<input type="radio"/>
France	<	>	<input type="radio"/>	Slovakia	<	>	<input type="radio"/>
Germany	<	>	<input type="radio"/>	Slovenia	<	>	<input type="radio"/>
Greece	<	>	<input type="radio"/>	Spain	<	>	<input type="radio"/>
Hungary	<	>	<input type="radio"/>	Sweden	<	>	<input type="radio"/>
Ireland	<	>	<input type="radio"/>	UK	<	>	<input type="radio"/>

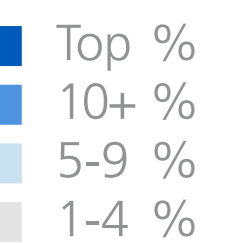
- Preferences Overview
- Most Contacted
- Shared Interests
- Most Responsive
- Most Disappointing
- Commitment to Deeper Integration**



Of 99 votes by 20 respondents, Germany received the most: 16

62%	Founding 6	Share of votes for group
37%	Affluent 7	
37%	Big 6	
21%	Southern 7	
2%	Visegrád 4	

16%	Germany	Share of votes for country
13%	Estonia	
13%	France	
12%	Belgium	
11%	Luxembourg	
6%	Netherlands	
3%	Italy	
3%	Latvia	
3%	Lithuania	
3%	Sweden	
2%	Denmark	
2%	Finland	
2%	Poland	
2%	Portugal	
2%	Spain	
1%	Austria	
1%	Bulgaria	
1%	Greece	
1%	Ireland	
1%	Slovenia	
1%	UK	



Rounded results. 0% shares not shown.



# Deeper Integration Votes for Estonia by Estonia Network

**Q5** "Which EU member states, including your own, are generally committed to deeper integration or 'more Europe'?"

EU	<	○	Affluent Seven	<	>		
Big Six	<	>	Southern Seven	<	>		
Founding Six	<	>	Visegrád Four	<	>		
Austria	<	>	○	Italy	<	>	○
Belgium	<	>	○	Latvia	<	>	○
Bulgaria	<	>	○	Lithuania	<	>	○
Croatia	<	>	○	Luxembourg	<	>	○
Cyprus	<	>	○	Malta	<	>	○
Czech R.	<	>	○	Netherlands	<	>	○
Denmark	<	>	○	Poland	<	>	○
<b>Estonia</b>	<	>	●	Portugal	<	>	○
Finland	<	>	○	Romania	<	>	○
France	<	>	○	Slovakia	<	>	○
Germany	<	>	○	Slovenia	<	>	○
Greece	<	>	○	Spain	<	>	○
Hungary	<	>	○	Sweden	<	>	○
Ireland	<	>	○	UK	<	>	○

Preferences Overview

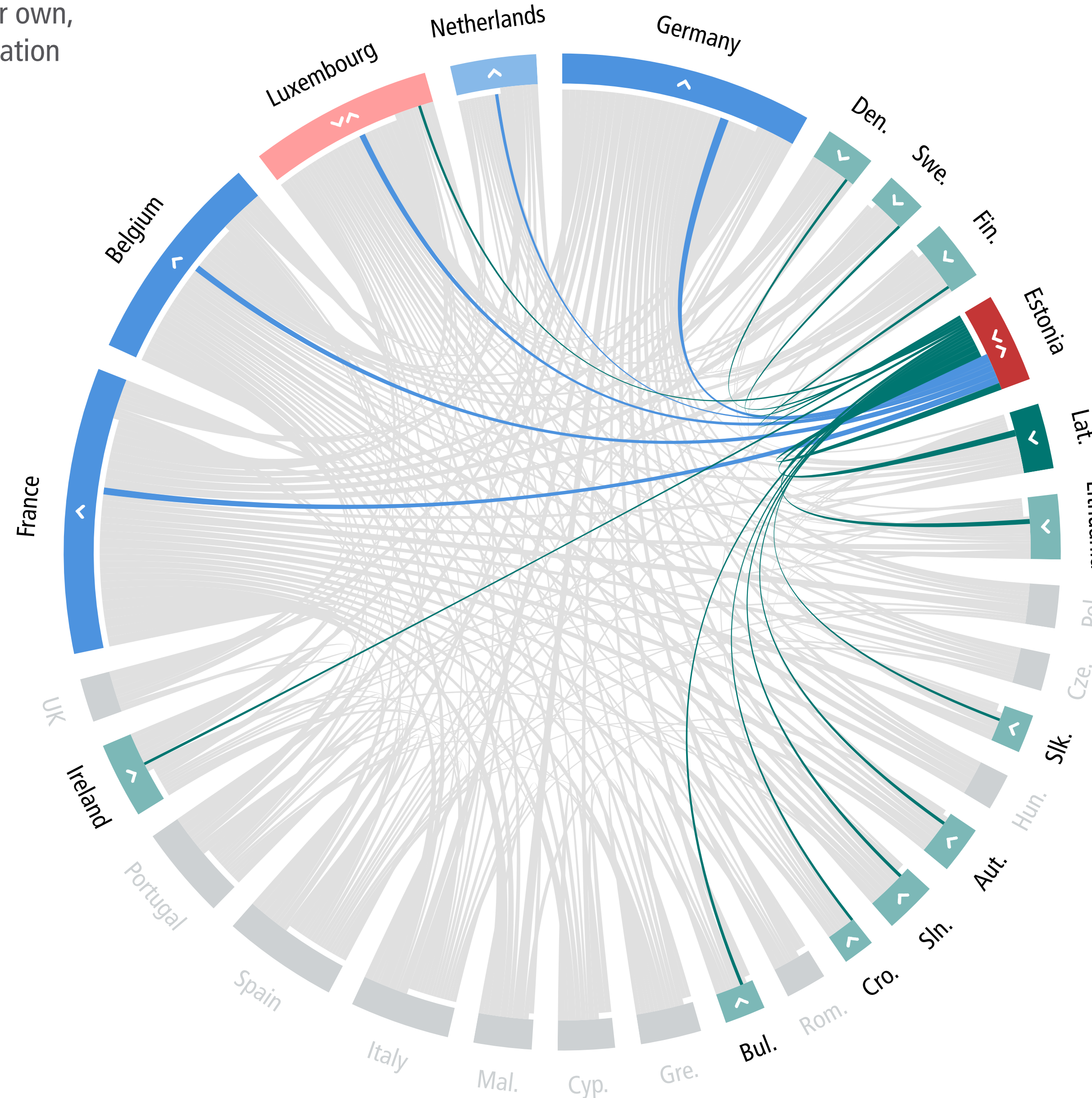
Most Contacted

Shared Interests

Most Responsive

Most Disappointing

Commitment to Deeper Integration



**Shared votes**

stronger share weaker share

Est 13% ●  
Est 11% ● Lux 5% ●

**Lopsided votes**

**Only sending to**

16% Germany  
13% France  
12% Belgium  
6% Netherlands

**Only receiving from**

12% Latvia  
9% Lithuania  
6% Austria  
6% Bulgaria  
6% Slovenia  
5% Croatia  
5% Denmark  
5% Finland  
5% Ireland  
5% Slovakia  
5% Sweden

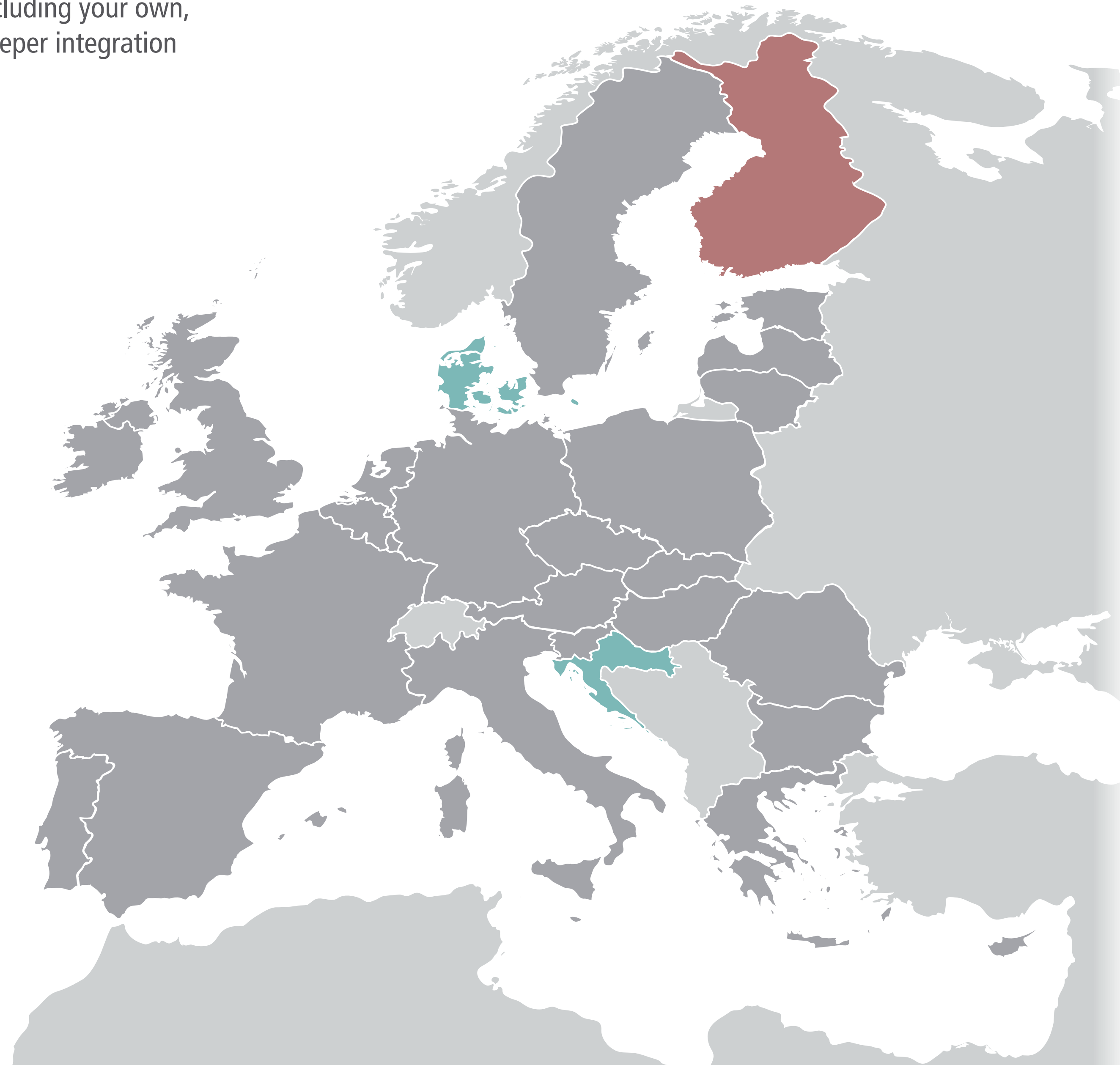
Rounded results. Shares below 5% not shown.

# Deeper Integration Votes for Finland by Finland Network

**Q5** "Which EU member states, including your own, are generally committed to deeper integration or 'more Europe'?"

EU	<	○	Affluent Seven	<	>		
Big Six	<	>	Southern Seven	<	>		
Founding Six	<	>	Visegrád Four	<	>		
Austria	<	>	○	Italy	<	>	○
Belgium	<	>	○	Latvia	<	>	○
Bulgaria	<	>	○	Lithuania	<	>	○
Croatia	<	>	○	Luxembourg	<	>	○
Cyprus	<	>	○	Malta	<	>	○
Czech R.	<	>	○	Netherlands	<	>	○
Denmark	<	>	○	Poland	<	>	○
Estonia	<	>	○	Portugal	<	>	○
<b>Finland</b>	<	<b>█</b>	○	Romania	<	>	○
France	<	>	○	Slovakia	<	>	○
Germany	<	>	○	Slovenia	<	>	○
Greece	<	>	○	Spain	<	>	○
Hungary	<	>	○	Sweden	<	>	○
Ireland	<	>	○	UK	<	>	○

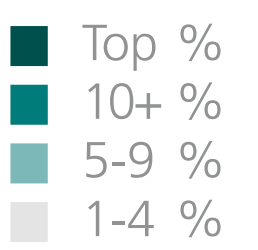
- Preferences Overview
- Most Contacted
- Shared Interests
- Most Responsive
- Most Disappointing
- Commitment to Deeper Integration**



Of 3761 votes by 703 respondents, Finland received 91 (2.4%)

4%	Affluent 7	Share of votes by group
2%	Big 6	
2%	Founding 6	
2%	Visegrád 4	
1%	Southern 7	

8%	Finland	Share of votes by country
6%	Denmark	
5%	Croatia	
4%	Ireland	
4%	Lithuania	
4%	Sweden	
3%	Belgium	
3%	Germany	
3%	Hungary	
3%	Netherlands	
3%	Slovakia	
2%	Cyprus	
2%	Estonia	
2%	Latvia	
2%	Poland	
2%	Romania	
2%	UK	
1%	Austria	
1%	Bulgaria	
1%	Czech Rep.	
1%	France	
1%	Luxembourg	
1%	Slovenia	
1%	Spain	



Rounded results. 0% shares not shown.



# Deeper Integration Votes for Finland by Finland Network

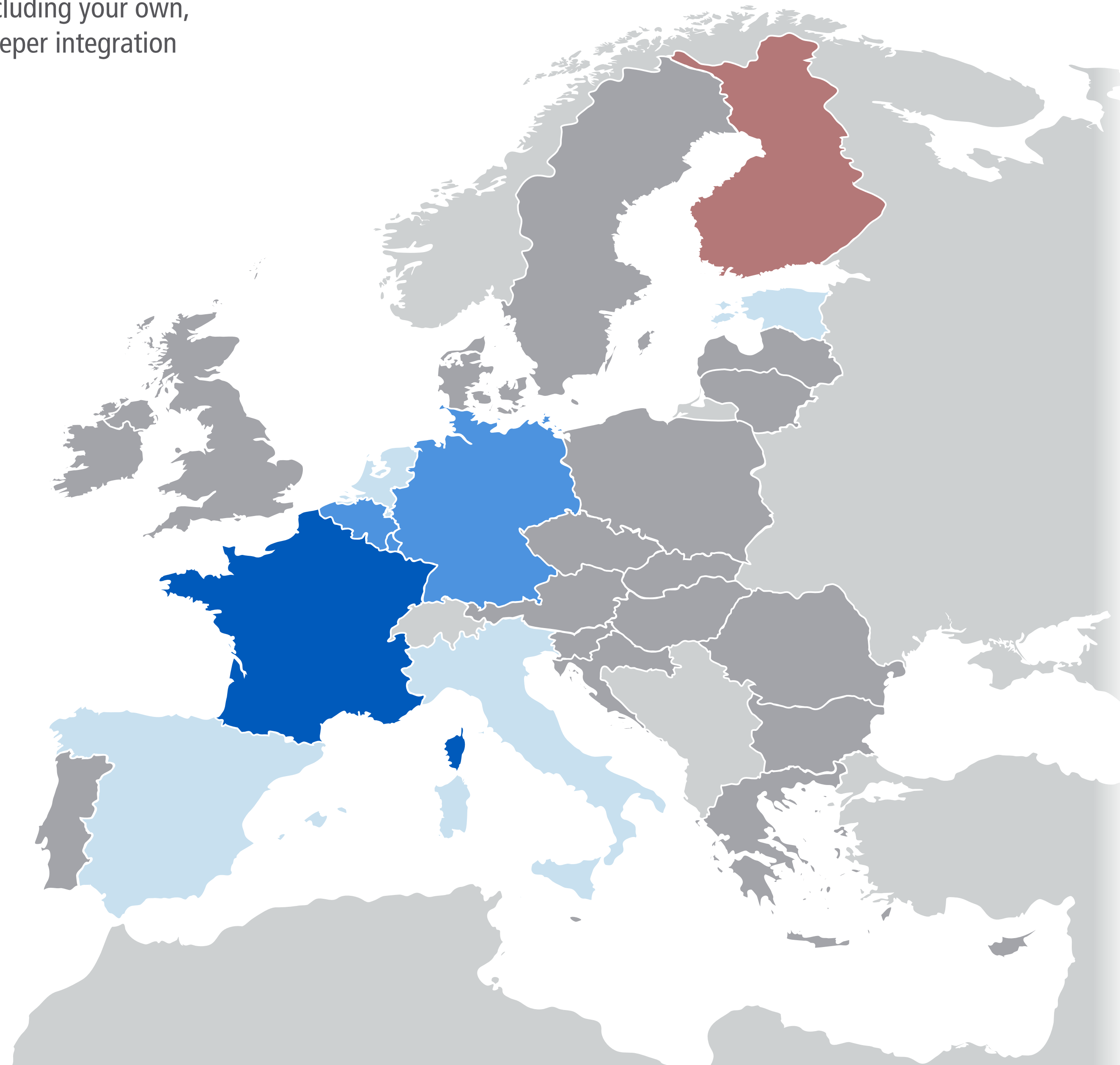
**Q5** "Which EU member states, including your own, are generally committed to deeper integration or 'more Europe'?"

EU	<	<input type="radio"/>	Affluent Seven	<	>
Big Six	<	>	Southern Seven	<	>
Founding Six	<	>	Visegrád Four	<	>

---

Austria	<	>	<input type="radio"/>	Italy	<	>	<input type="radio"/>
Belgium	<	>	<input type="radio"/>	Latvia	<	>	<input type="radio"/>
Bulgaria	<	>	<input type="radio"/>	Lithuania	<	>	<input type="radio"/>
Croatia	<	>	<input type="radio"/>	Luxembourg	<	>	<input type="radio"/>
Cyprus	<	>	<input type="radio"/>	Malta	<	>	<input type="radio"/>
Czech R.	<	>	<input type="radio"/>	Netherlands	<	>	<input type="radio"/>
Denmark	<	>	<input type="radio"/>	Poland	<	>	<input type="radio"/>
Estonia	<	>	<input type="radio"/>	Portugal	<	>	<input type="radio"/>
<b>Finland</b>	<	>	<input checked="" type="radio"/>	Romania	<	>	<input type="radio"/>
France	<	>	<input type="radio"/>	Slovakia	<	>	<input type="radio"/>
Germany	<	>	<input type="radio"/>	Slovenia	<	>	<input type="radio"/>
Greece	<	>	<input type="radio"/>	Spain	<	>	<input type="radio"/>
Hungary	<	>	<input type="radio"/>	Sweden	<	>	<input type="radio"/>
Ireland	<	>	<input type="radio"/>	UK	<	>	<input type="radio"/>

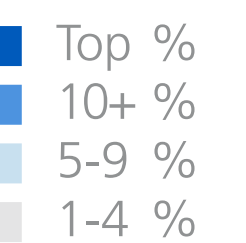
- Preferences Overview
- Most Contacted
- Shared Interests
- Most Responsive
- Most Disappointing
- Commitment to Deeper Integration**



Of 146 votes by 27 respondents, France received the most: 26

67%	Founding 6	Share of votes for group
46%	Big 6	
38%	Affluent 7	
36%	Southern 7	
1%	Visegrád 4	

18%	France	Share of votes for country
14%	Germany	
12%	Belgium	
12%	Luxembourg	
8%	Finland	
8%	Spain	
6%	Italy	
5%	Estonia	
5%	Netherlands	
3%	Ireland	
3%	Portugal	
1%	Czech Rep.	
1%	Greece	
1%	Latvia	
1%	Lithuania	
1%	Romania	
1%	Sweden	



Rounded results. 0% shares not shown.

# Deeper Integration Votes for Finland by Finland Network

**Q5** "Which EU member states, including your own, are generally committed to deeper integration or 'more Europe'?"

EU	<	○	Affluent Seven	<	>		
Big Six	<	>	Southern Seven	<	>		
Founding Six	<	>	Visegrád Four	<	>		
Austria	<	>	○	Italy	<	>	○
Belgium	<	>	○	Latvia	<	>	○
Bulgaria	<	>	○	Lithuania	<	>	○
Croatia	<	>	○	Luxembourg	<	>	○
Cyprus	<	>	○	Malta	<	>	○
Czech R.	<	>	○	Netherlands	<	>	○
Denmark	<	>	○	Poland	<	>	○
Estonia	<	>	○	Portugal	<	>	○
<b>Finland</b>	<	>	●	Romania	<	>	○
France	<	>	○	Slovakia	<	>	○
Germany	<	>	○	Slovenia	<	>	○
Greece	<	>	○	Spain	<	>	○
Hungary	<	>	○	Sweden	<	>	○
Ireland	<	>	○	UK	<	>	○

Preferences Overview

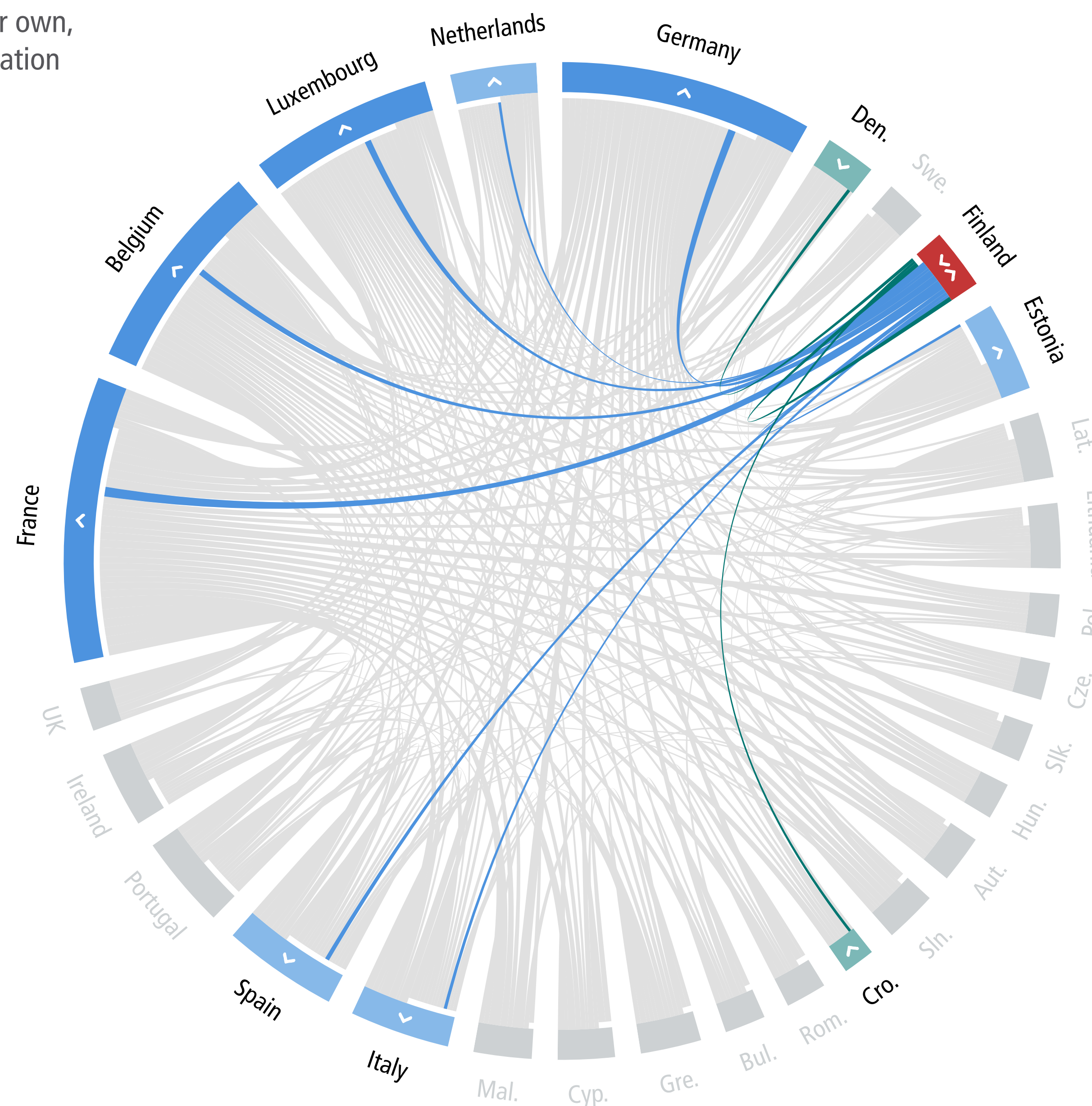
Most Contacted

Shared Interests

Most Responsive

Most Disappointing

Commitment to Deeper Integration



Shared votes  
stronger share weaker share  
Fin 8%

Lopsided votes

Only sending to

- 18% France
- 14% Germany
- 12% Belgium
- 12% Luxembourg
- 8% Spain
- 6% Italy
- 5% Estonia
- 5% Netherlands

Only receiving from


- 6% Denmark
- 5% Croatia

Rounded results. Shares below 5% not shown.



# Deeper Integration Votes for France by France Network

**Q5** "Which EU member states, including your own, are generally committed to deeper integration or 'more Europe'?"



Of 3761 votes by 703 respondents, France received 565 (15%)

EU	< ○ >	Affluent Seven	< >
Big Six	< >	Southern Seven	< >
Founding Six	< >	Visegrád Four	< >

Austria	< > ○	Italy	< > ○
Belgium	< > ○	Latvia	< > ○
Bulgaria	< > ○	Lithuania	< > ○
Croatia	< > ○	Luxembourg	< > ○
Cyprus	< > ○	Malta	< > ○
Czech R.	< > ○	Netherlands	< > ○
Denmark	< > ○	Poland	< > ○
Estonia	< > ○	Portugal	< > ○
Finland	< > ○	Romania	< > ○
<b>France</b>	<b>&lt; &gt; ○</b>	Slovakia	< > ○
Germany	< > ○	Slovenia	< > ○
Greece	< > ○	Spain	< > ○
Hungary	< > ○	Sweden	< > ○
Ireland	< > ○	UK	< > ○

Preferences Overview

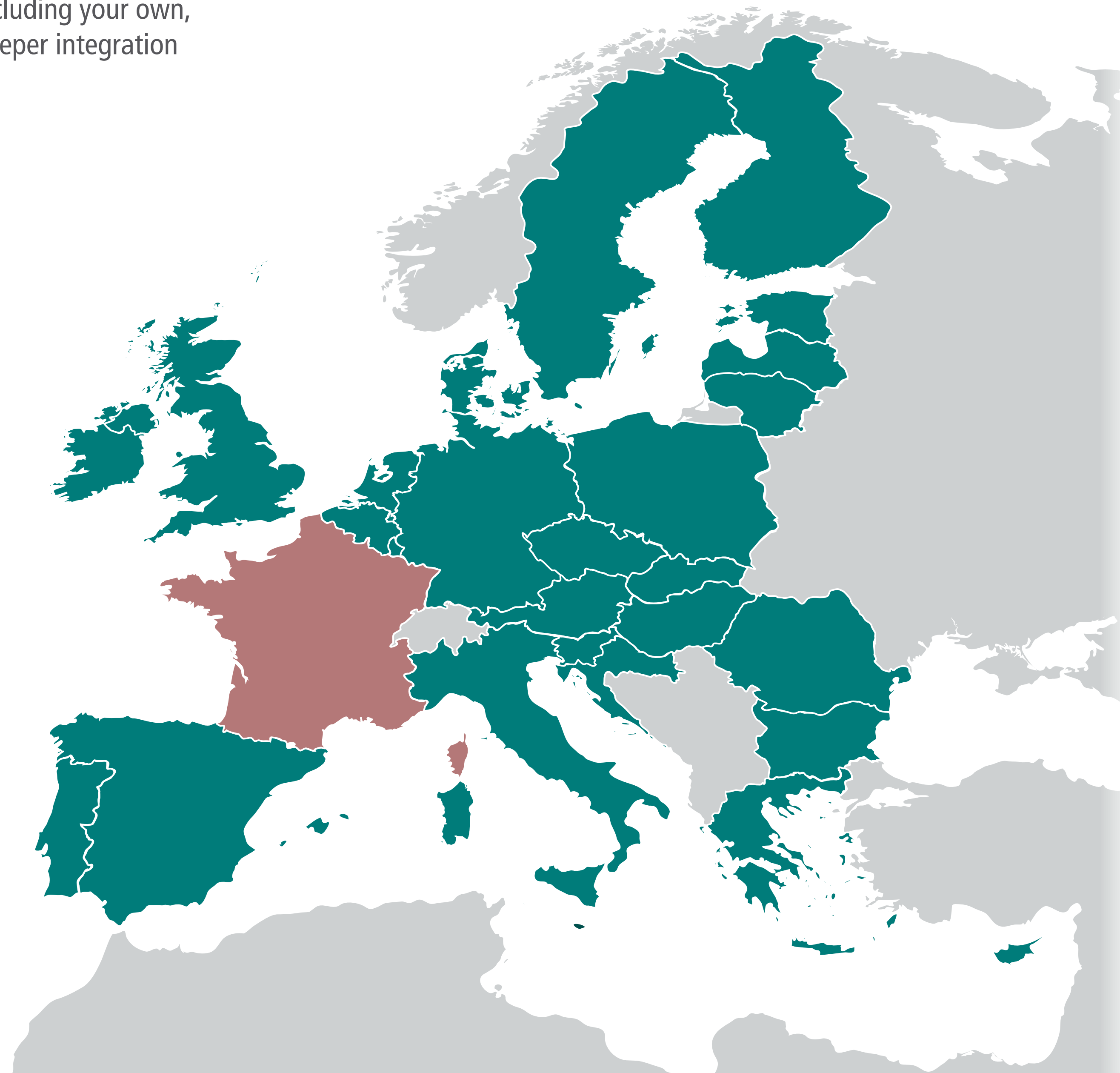
Most Contacted

Shared Interests

Most Responsive

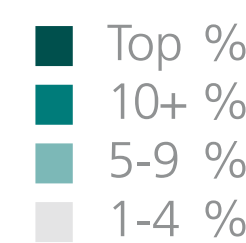
Most Disappointing

**Commitment to Deeper Integration**



17%	Affluent 7	Share of votes by group
16%	Big 6	
16%	Founding 6	
16%	Southern 7	
15%	Visegrád 4	

22%	Malta	Share of votes by country
19%	Netherlands	
19%	Poland	
18%	Finland	
18%	Ireland	
18%	Italy	
18%	Sweden	
18%	UK	
17%	Austria	
17%	Denmark	
17%	Portugal	
16%	Spain	
15%	Germany	
15%	Hungary	
15%	Luxembourg	
14%	Cyprus	
14%	France	
14%	Greece	
14%	Slovakia	
13%	Belgium	
13%	Croatia	
13%	Estonia	
13%	Lithuania	
13%	Romania	
12%	Czech Rep.	
12%	Slovenia	
11%	Bulgaria	
10%	Latvia	



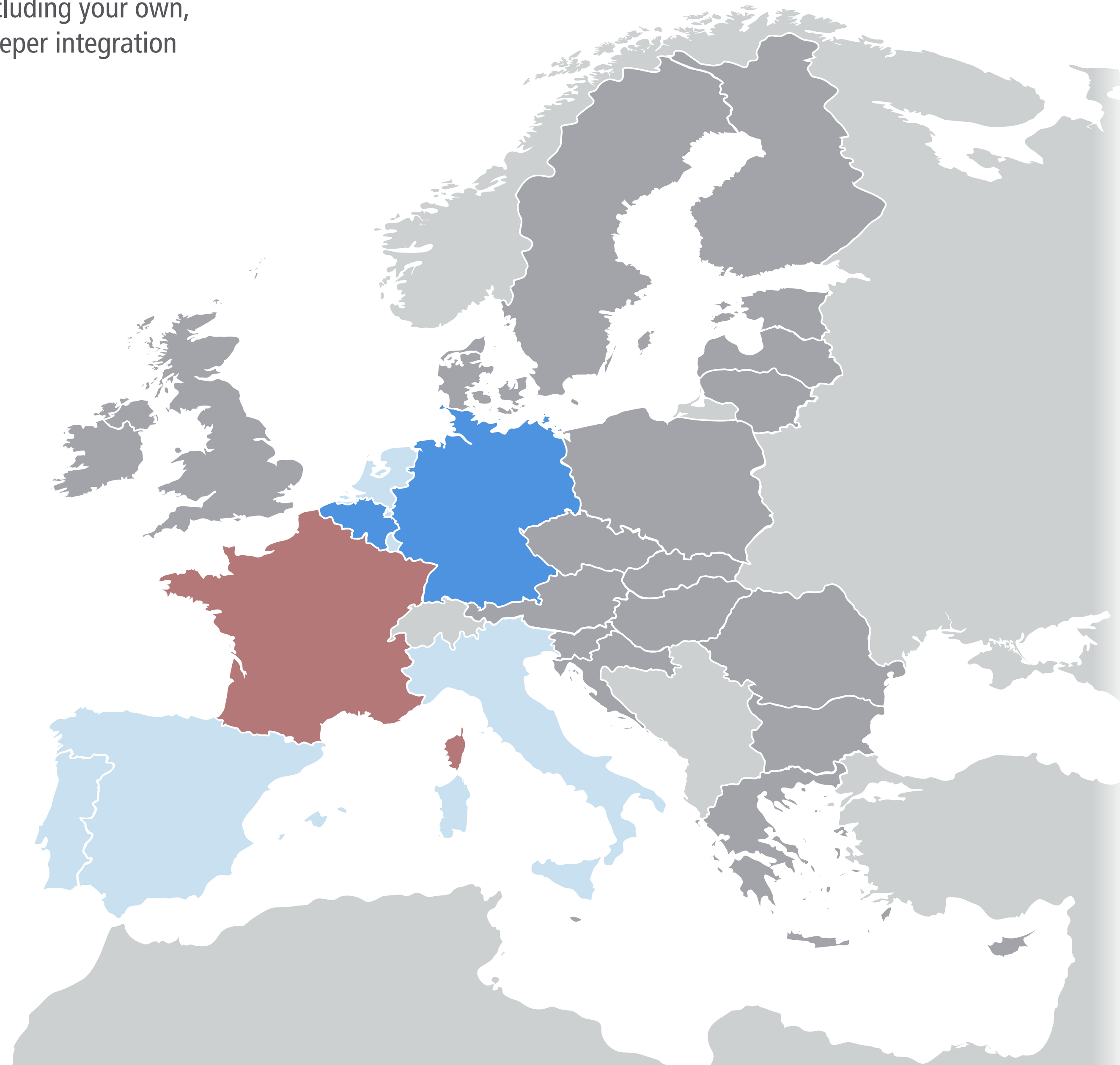
Rounded results. 0% shares not shown.

# Deeper Integration Votes for France by France Network

**Q5** "Which EU member states, including your own, are generally committed to deeper integration or 'more Europe'?"

EU	< ○	Affluent Seven	< >
Big Six	< >	Southern Seven	< >
Founding Six	< >	Visegrád Four	< >
Austria	< > ○	Italy	< > ○
Belgium	< > ○	Latvia	< > ○
Bulgaria	< > ○	Lithuania	< > ○
Croatia	< > ○	Luxembourg	< > ○
Cyprus	< > ○	Malta	< > ○
Czech R.	< > ○	Netherlands	< > ○
Denmark	< > ○	Poland	< > ○
Estonia	< > ○	Portugal	< > ○
Finland	< > ○	Romania	< > ○
<b>France</b>	< <b>&gt;</b> ○	Slovakia	< > ○
Germany	< > ○	Slovenia	< > ○
Greece	< > ○	Spain	< > ○
Hungary	< > ○	Sweden	< > ○
Ireland	< > ○	UK	< > ○

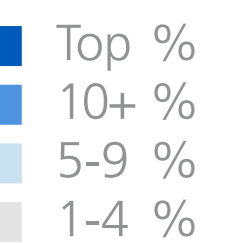
- Preferences Overview
- Most Contacted
- Shared Interests
- Most Responsive
- Most Disappointing
- Commitment to Deeper Integration**



Of 248 votes by 43 respondents, France received the most: 34

60%	Founding 6	Share of votes for group
42%	Big 6	
37%	Southern 7	
31%	Affluent 7	
1%	Visegrád 4	

14%	France	Share of votes for country
13%	Belgium	
13%	Germany	
8%	Luxembourg	
8%	Spain	
7%	Italy	
6%	Netherlands	
6%	Portugal	
4%	Estonia	
4%	Ireland	
4%	Latvia	
3%	Lithuania	
2%	Croatia	
2%	Greece	
2%	Slovenia	
2%	Sweden	
1%	Austria	
1%	Czech Rep.	
1%	Denmark	
1%	Finland	
1%	Romania	



Rounded results. 0% shares not shown.



# Deeper Integration Votes for France by France Network

**Q5** "Which EU member states, including your own, are generally committed to deeper integration or 'more Europe'?"

EU	<	○	Affluent Seven	<	>		
Big Six	<	>	Southern Seven	<	>		
Founding Six	<	>	Visegrád Four	<	>		
Austria	<	>	○	Italy	<	>	○
Belgium	<	>	○	Latvia	<	>	○
Bulgaria	<	>	○	Lithuania	<	>	○
Croatia	<	>	○	Luxembourg	<	>	○
Cyprus	<	>	○	Malta	<	>	○
Czech R.	<	>	○	Netherlands	<	>	○
Denmark	<	>	○	Poland	<	>	○
Estonia	<	>	○	Portugal	<	>	○
Finland	<	>	○	Romania	<	>	○
<b>France</b>	<	>	●	Slovakia	<	>	○
Germany	<	>	○	Slovenia	<	>	○
Greece	<	>	○	Spain	<	>	○
Hungary	<	>	○	Sweden	<	>	○
Ireland	<	>	○	UK	<	>	○

Preferences Overview

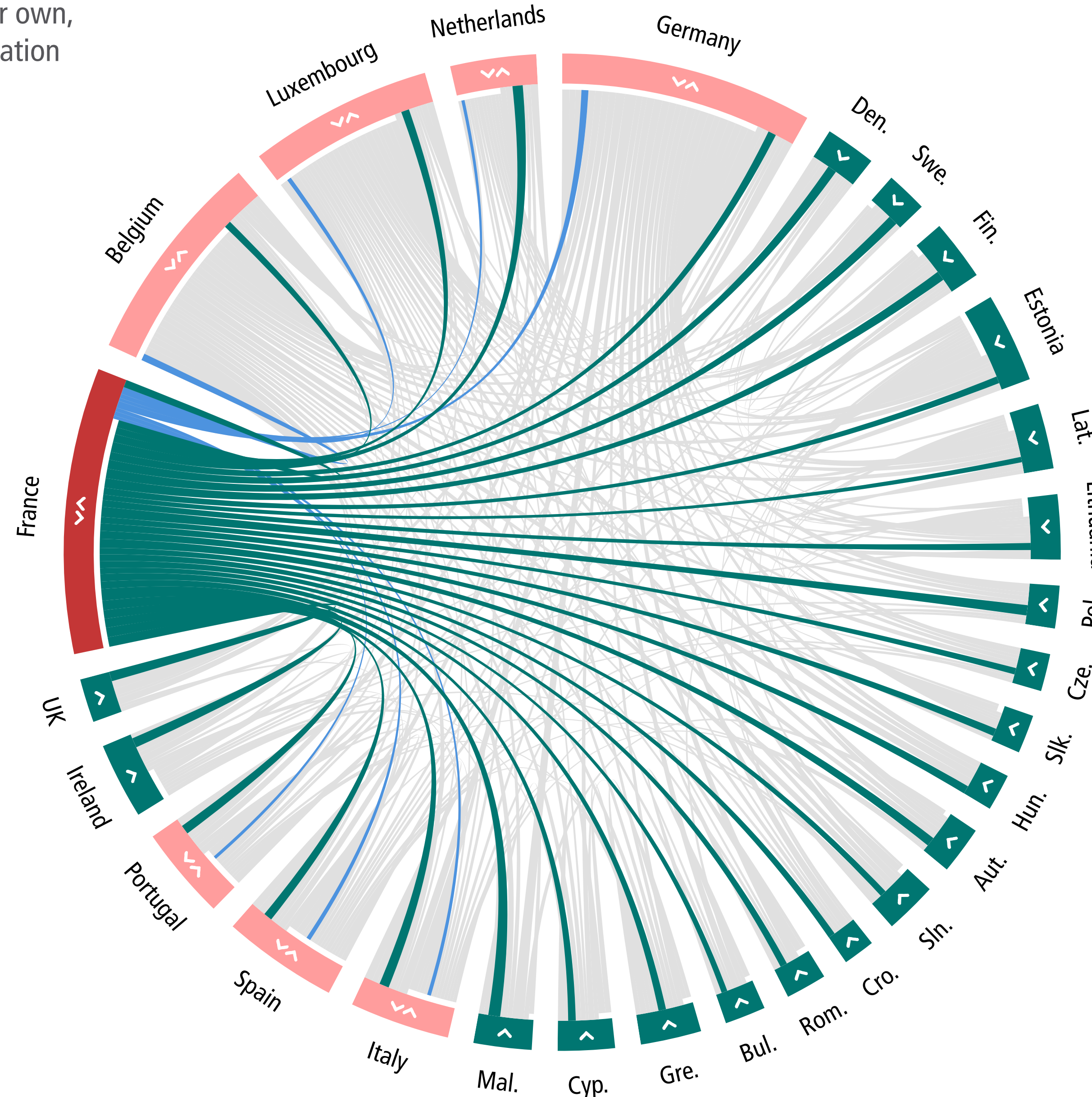
Most Contacted

Shared Interests

Most Responsive

Most Disappointing

Commitment to Deeper Integration



Shared votes

stronger share weaker share

Fra 14%	●	Fra 13%	●
Ger 15%	●	Bel 13%	●
Fra 13%	●	Fra 7%	●
Ita 18%	●	Fra 6%	●
Net 19%	●	Fra 8%	●
Spa 16%	●	Fra 8%	●
Lux 15%	●	Fra 6%	●
Por 17%	●		

Lopsided votes

Only receiving from

22%	Malta
19%	Poland
18%	Finland
18%	Ireland
18%	Sweden
18%	UK
17%	Austria
17%	Denmark
15%	Hungary
14%	Cyprus
14%	Greece
14%	Slovakia
13%	Croatia
13%	Estonia
13%	Lithuania
13%	Romania
12%	Czech Rep.
12%	Slovenia
11%	Bulgaria

Rounded results. Shares below 5% not shown.



# Deeper Integration Votes for Germany by Germany Network

**Q5** "Which EU member states, including your own, are generally committed to deeper integration or 'more Europe'?"

EU	<	○	Affluent Seven	<	>
Big Six	<	>	Southern Seven	<	>
Founding Six	<	>	Visegrád Four	<	>

---

Austria	<	>	○	Italy	<	>	○
Belgium	<	>	○	Latvia	<	>	○
Bulgaria	<	>	○	Lithuania	<	>	○
Croatia	<	>	○	Luxembourg	<	>	○
Cyprus	<	>	○	Malta	<	>	○
Czech R.	<	>	○	Netherlands	<	>	○
Denmark	<	>	○	Poland	<	>	○
Estonia	<	>	○	Portugal	<	>	○
Finland	<	>	○	Romania	<	>	○
France	<	>	○	Slovakia	<	>	○
<b>Germany</b>	<	>	○	Slovenia	<	>	○
Greece	<	>	○	Spain	<	>	○
Hungary	<	>	○	Sweden	<	>	○
Ireland	<	>	○	UK	<	>	○

Preferences Overview


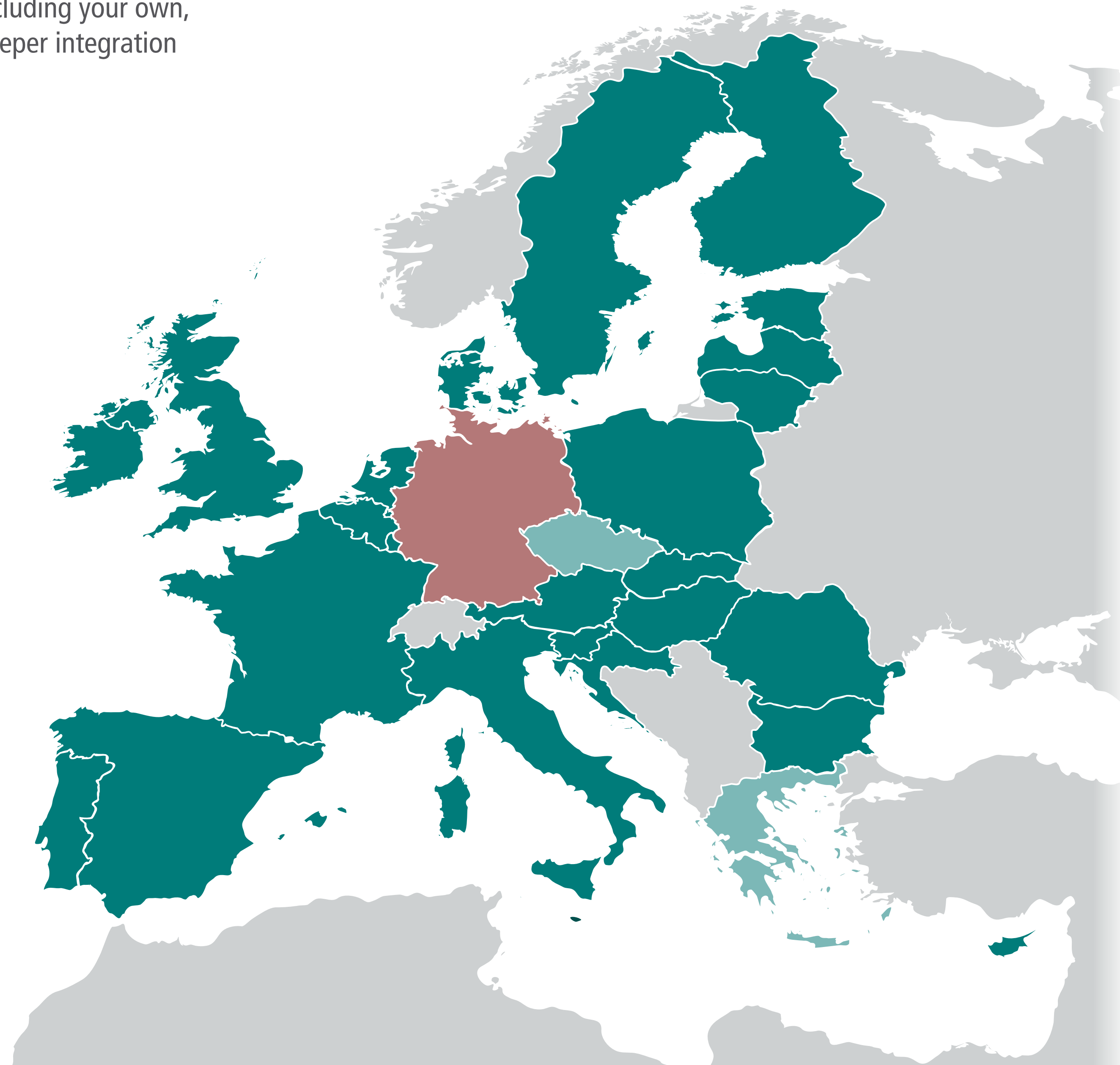
Most Contacted

Shared Interests

Most Responsive

Most Disappointing

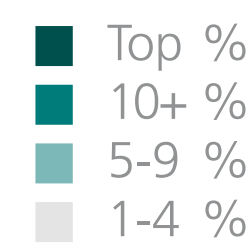
**Commitment to Deeper Integration**



Of 3761 votes by 703 respondents, Germany received 497 (13.2%)

14%	Big 6	Share of votes by group
14%	Founding 6	
14%	Southern 7	
13%	Visegrád 4	
12%	Affluent 7	

22%	Malta	Share of votes by country
17%	Italy	
16%	Estonia	
16%	Poland	
15%	Romania	
15%	Slovakia	
14%	Bulgaria	
14%	Croatia	
14%	Finland	
14%	Germany	
14%	Netherlands	
13%	Denmark	
13%	France	
13%	Ireland	
13%	Lithuania	
13%	Portugal	
13%	Slovenia	
13%	Spain	
13%	Sweden	
13%	UK	
12%	Hungary	
11%	Belgium	
11%	Cyprus	
11%	Latvia	
11%	Luxembourg	
10%	Austria	
9%	Czech Rep.	
9%	Greece	



Rounded results. 0% shares not shown.



# Deeper Integration Votes for Germany by Germany Network

**Q5** "Which EU member states, including your own, are generally committed to deeper integration or 'more Europe'?"

Of 286 votes by 51 respondents, France received the most: 43

EU	<	<input type="radio"/>	Affluent Seven	<	>
Big Six	<	>	Southern Seven	<	>
Founding Six	<	>	Visegrád Four	<	>

Austria	<	>	<input type="radio"/>	Italy	<	>	<input type="radio"/>
Belgium	<	>	<input type="radio"/>	Latvia	<	>	<input type="radio"/>
Bulgaria	<	>	<input type="radio"/>	Lithuania	<	>	<input type="radio"/>
Croatia	<	>	<input type="radio"/>	Luxembourg	<	>	<input type="radio"/>
Cyprus	<	>	<input type="radio"/>	Malta	<	>	<input type="radio"/>
Czech R.	<	>	<input type="radio"/>	Netherlands	<	>	<input type="radio"/>
Denmark	<	>	<input type="radio"/>	Poland	<	>	<input type="radio"/>
Estonia	<	>	<input type="radio"/>	Portugal	<	>	<input type="radio"/>
Finland	<	>	<input type="radio"/>	Romania	<	>	<input type="radio"/>
France	<	>	<input type="radio"/>	Slovakia	<	>	<input type="radio"/>
<b>Germany</b>	<	>	<input checked="" type="radio"/>	Slovenia	<	>	<input type="radio"/>
Greece	<	>	<input type="radio"/>	Spain	<	>	<input type="radio"/>
Hungary	<	>	<input type="radio"/>	Sweden	<	>	<input type="radio"/>
Ireland	<	>	<input type="radio"/>	UK	<	>	<input type="radio"/>

Preferences Overview

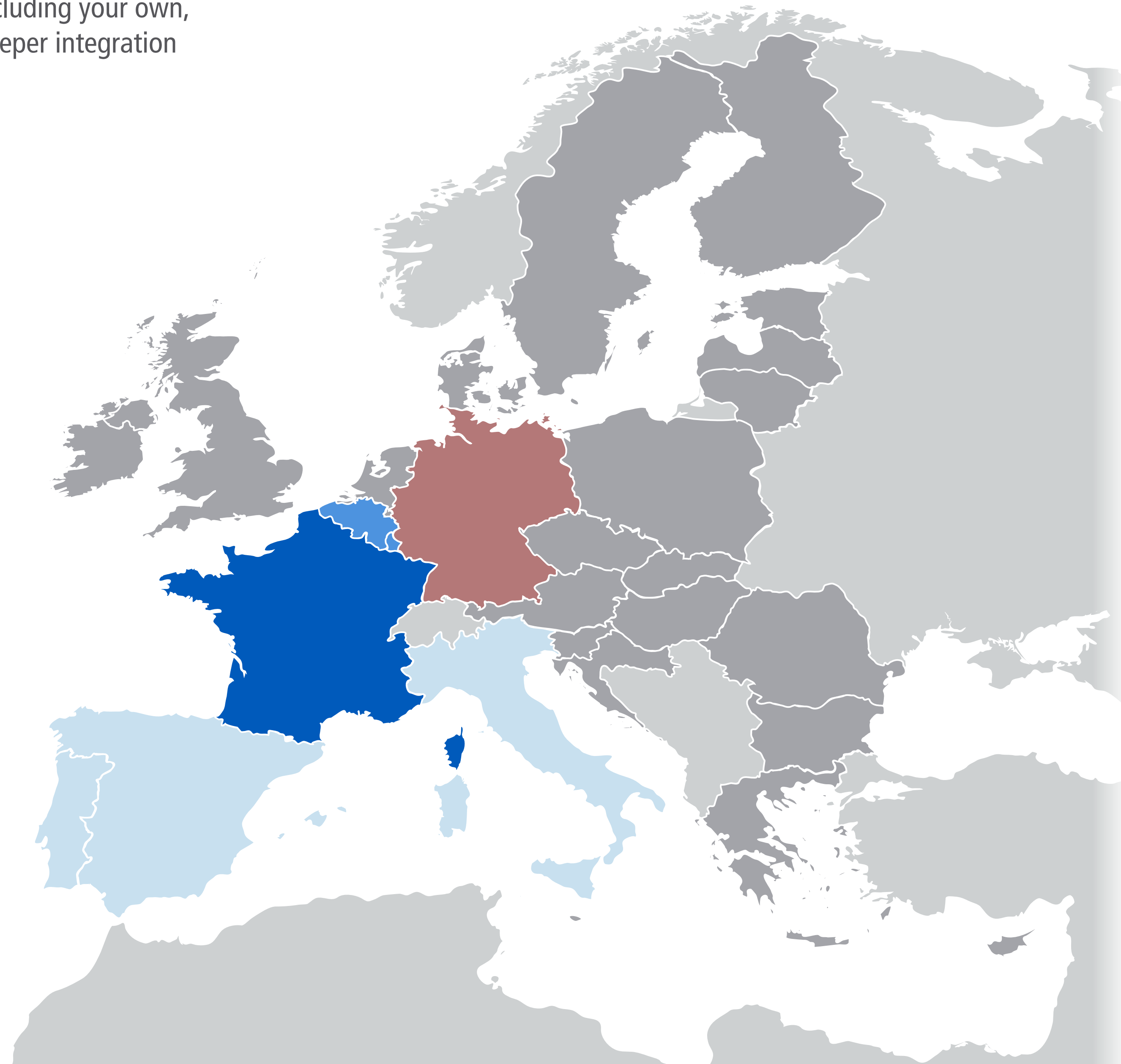
Most Contacted

Shared Interests

Most Responsive

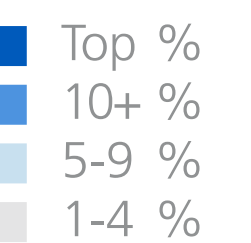
Most Disappointing

**Commitment to Deeper Integration**



60%	Founding 6	Share of votes for group
43%	Big 6	
38%	Southern 7	
31%	Affluent 7	
1%	Visegrád 4	

15%	France	Share of votes for country
14%	Germany	
12%	Luxembourg	
10%	Belgium	
7%	Italy	
7%	Portugal	
7%	Spain	
3%	Estonia	
3%	Finland	
3%	Netherlands	
2%	Bulgaria	
2%	Greece	
2%	Ireland	
2%	Latvia	
2%	Lithuania	
1%	Austria	
1%	Croatia	
1%	Denmark	
1%	Romania	
1%	Slovenia	
1%	Sweden	



Rounded results. 0% shares not shown.



# Deeper Integration Votes for Germany by Germany Network

**Q5** "Which EU member states, including your own, are generally committed to deeper integration or 'more Europe'?"

EU	<	○	Affluent Seven	<	>		
Big Six	<	>	Southern Seven	<	>		
Founding Six	<	>	Visegrád Four	<	>		
Austria	<	>	○	Italy	<	>	○
Belgium	<	>	○	Latvia	<	>	○
Bulgaria	<	>	○	Lithuania	<	>	○
Croatia	<	>	○	Luxembourg	<	>	○
Cyprus	<	>	○	Malta	<	>	○
Czech R.	<	>	○	Netherlands	<	>	○
Denmark	<	>	○	Poland	<	>	○
Estonia	<	>	○	Portugal	<	>	○
Finland	<	>	○	Romania	<	>	○
France	<	>	○	Slovakia	<	>	○
<b>Germany</b>	<	>	●	Slovenia	<	>	○
Greece	<	>	○	Spain	<	>	○
Hungary	<	>	○	Sweden	<	>	○
Ireland	<	>	○	UK	<	>	○

Preferences Overview

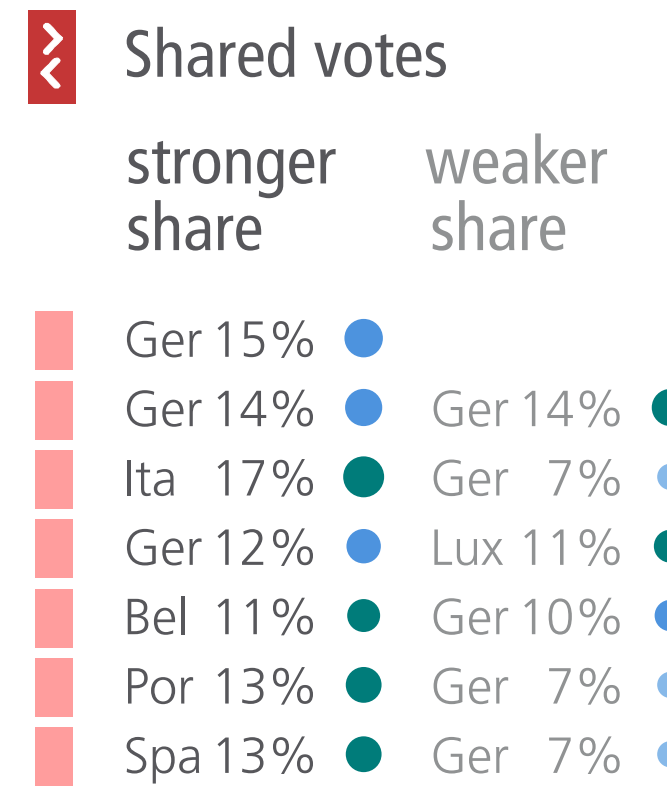
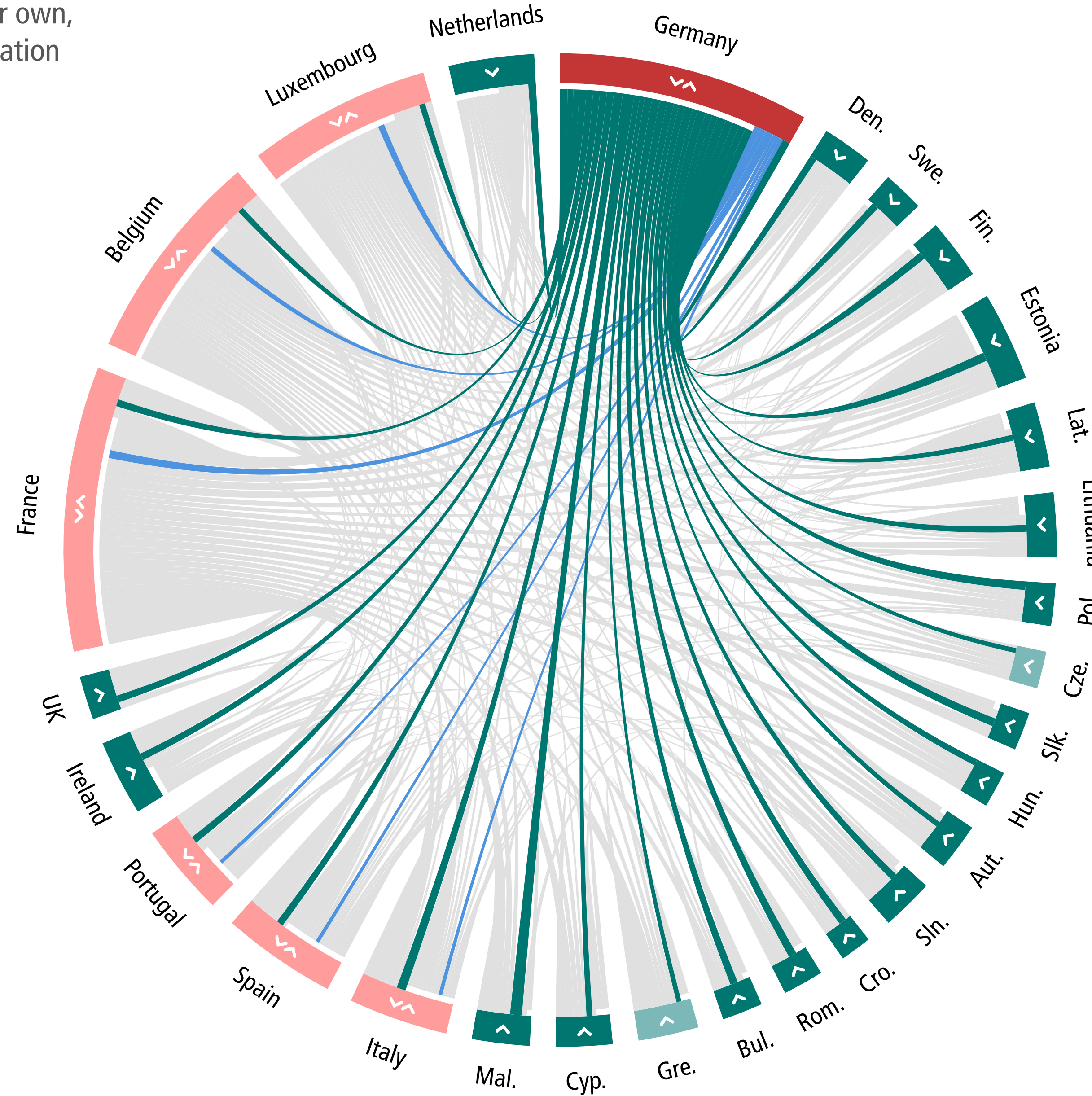
Most Contacted

Shared Interests

Most Responsive

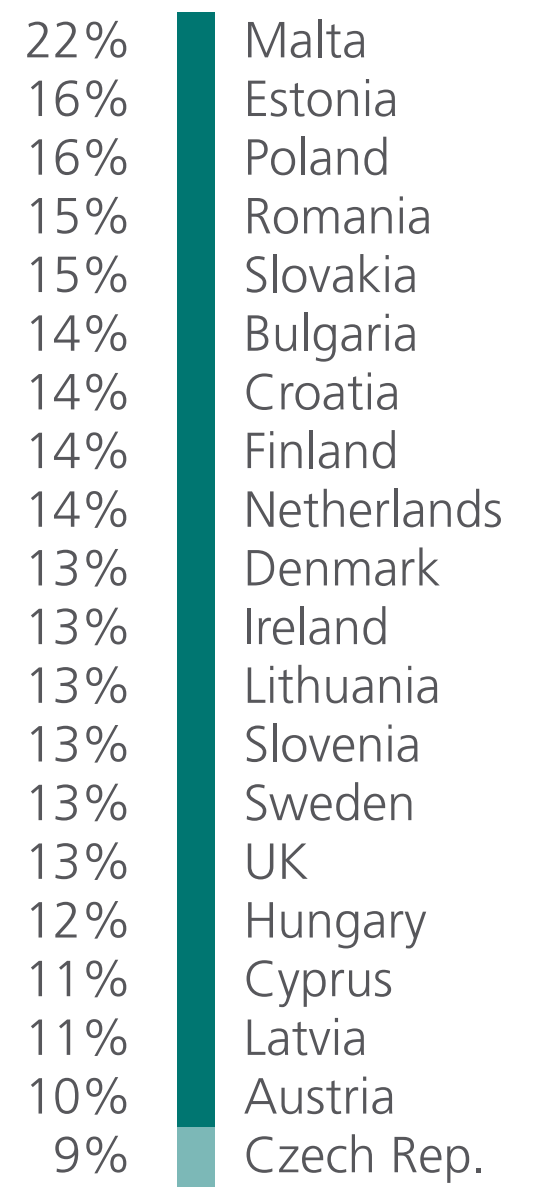
Most Disappointing

Commitment to Deeper Integration



## Lopsided votes

### Only receiving from



Rounded results. Shares below 5% not shown.



# Deeper Integration Votes for Greece by Greece Network

**Q5** "Which EU member states, including your own, are generally committed to deeper integration or 'more Europe'?"

Of 3761 votes by 703 respondents, Greece received 58 (1.5%)

EU	<	○	Affluent Seven	<	>
Big Six	<	>	Southern Seven	<	>
Founding Six	<	>	Visegrád Four	<	>

Austria	<	>	○	Italy	<	>	○
Belgium	<	>	○	Latvia	<	>	○
Bulgaria	<	>	○	Lithuania	<	>	○
Croatia	<	>	○	Luxembourg	<	>	○
Cyprus	<	>	○	Malta	<	>	○
Czech R.	<	>	○	Netherlands	<	>	○
Denmark	<	>	○	Poland	<	>	○
Estonia	<	>	○	Portugal	<	>	○
Finland	<	>	○	Romania	<	>	○
France	<	>	○	Slovakia	<	>	○
Germany	<	>	○	Slovenia	<	>	○
<b>Greece</b>	<	>	○	Spain	<	>	○
Hungary	<	>	○	Sweden	<	>	○
Ireland	<	>	○	UK	<	>	○

Preferences Overview

Most Contacted

Shared Interests

Most Responsive

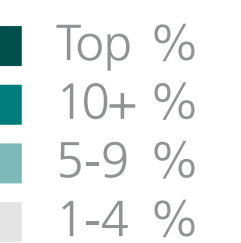
Most Disappointing

**Commitment to Deeper Integration**



3%	Southern 7	Share of votes by group
2%	Big 6	
2%	Founding 6	
1%	Affluent 7	
1%	Visegrád 4	

9%	Greece	Share of votes by country
8%	Cyprus	
4%	Portugal	
3%	Belgium	
3%	Italy	
2%	Denmark	
2%	France	
2%	Germany	
2%	Luxembourg	
1%	Austria	
1%	Bulgaria	
1%	Croatia	
1%	Czech Rep.	
1%	Estonia	
1%	Finland	
1%	Hungary	
1%	Lithuania	
1%	Netherlands	
1%	Poland	
1%	Romania	
1%	Slovakia	
1%	Sweden	



Rounded results. 0% shares not shown.

# Deeper Integration Votes for Greece by Greece Network

**Q5** "Which EU member states, including your own, are generally committed to deeper integration or 'more Europe'?"

EU	<	<input type="radio"/>	Affluent Seven	<	>
Big Six	<	>	Southern Seven	<	>
Founding Six	<	>	Visegrád Four	<	>

Austria	<	>	<input type="radio"/>	Italy	<	>	<input type="radio"/>
Belgium	<	>	<input type="radio"/>	Latvia	<	>	<input type="radio"/>
Bulgaria	<	>	<input type="radio"/>	Lithuania	<	>	<input type="radio"/>
Croatia	<	>	<input type="radio"/>	Luxembourg	<	>	<input type="radio"/>
Cyprus	<	>	<input type="radio"/>	Malta	<	>	<input type="radio"/>
Czech R.	<	>	<input type="radio"/>	Netherlands	<	>	<input type="radio"/>
Denmark	<	>	<input type="radio"/>	Poland	<	>	<input type="radio"/>
Estonia	<	>	<input type="radio"/>	Portugal	<	>	<input type="radio"/>
Finland	<	>	<input type="radio"/>	Romania	<	>	<input type="radio"/>
France	<	>	<input type="radio"/>	Slovakia	<	>	<input type="radio"/>
Germany	<	>	<input type="radio"/>	Slovenia	<	>	<input type="radio"/>
<b>Greece</b>	<	>	<input checked="" type="radio"/>	Spain	<	>	<input type="radio"/>
Hungary	<	>	<input type="radio"/>	Sweden	<	>	<input type="radio"/>
Ireland	<	>	<input type="radio"/>	UK	<	>	<input type="radio"/>

Preferences Overview

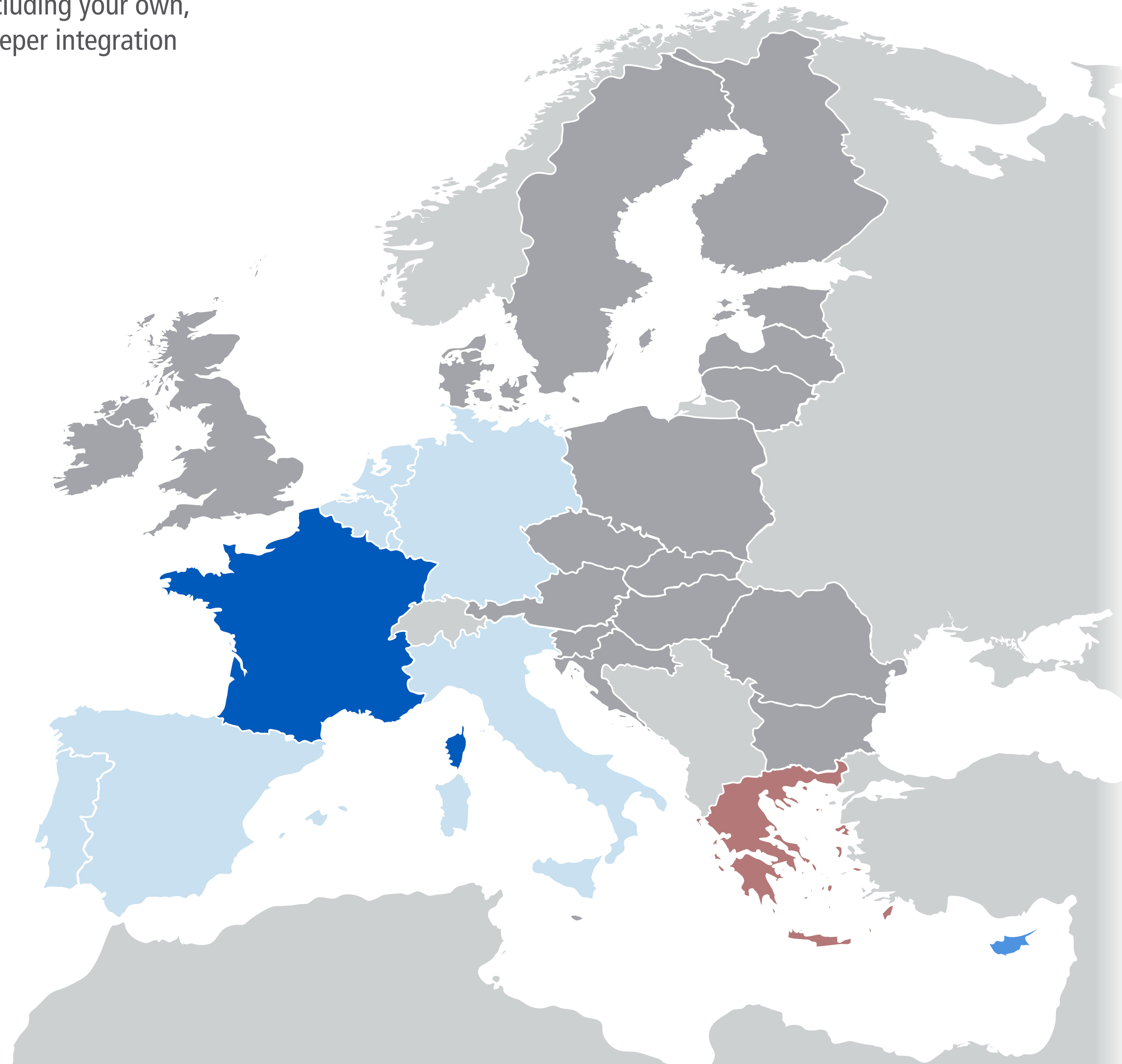
Most Contacted

Shared Interests

Most Responsive

Most Disappointing

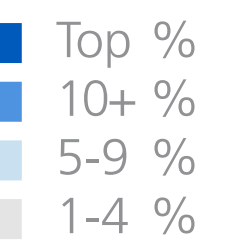
**Commitment to Deeper Integration**



Of 76 votes by 12 respondents, France received the most: 11

57%	Southern 7	Share of votes for group
55%	Founding 6	
38%	Big 6	
28%	Affluent 7	

14%	France	Share of votes for country
11%	Cyprus	
9%	Belgium	
9%	Germany	
9%	Greece	
8%	Luxembourg	
8%	Netherlands	
8%	Spain	
7%	Italy	
7%	Portugal	
3%	Sweden	
1%	Bulgaria	
1%	Ireland	
1%	Latvia	
1%	Lithuania	
1%	Malta	
1%	Slovenia	



Rounded results. 0% shares not shown.



# Deeper Integration Votes for Greece by Greece Network

**Q5** "Which EU member states, including your own, are generally committed to deeper integration or 'more Europe'?"

EU	<	○	Affluent Seven	<	>		
Big Six	<	>	Southern Seven	<	>		
Founding Six	<	>	Visegrád Four	<	>		
Austria	<	>	○	Italy	<	>	○
Belgium	<	>	○	Latvia	<	>	○
Bulgaria	<	>	○	Lithuania	<	>	○
Croatia	<	>	○	Luxembourg	<	>	○
Cyprus	<	>	○	Malta	<	>	○
Czech R.	<	>	○	Netherlands	<	>	○
Denmark	<	>	○	Poland	<	>	○
Estonia	<	>	○	Portugal	<	>	○
Finland	<	>	○	Romania	<	>	○
France	<	>	○	Slovakia	<	>	○
Germany	<	>	○	Slovenia	<	>	○
<b>Greece</b>	<	>	●	Spain	<	>	○
Hungary	<	>	○	Sweden	<	>	○
Ireland	<	>	○	UK	<	>	○

Preferences Overview

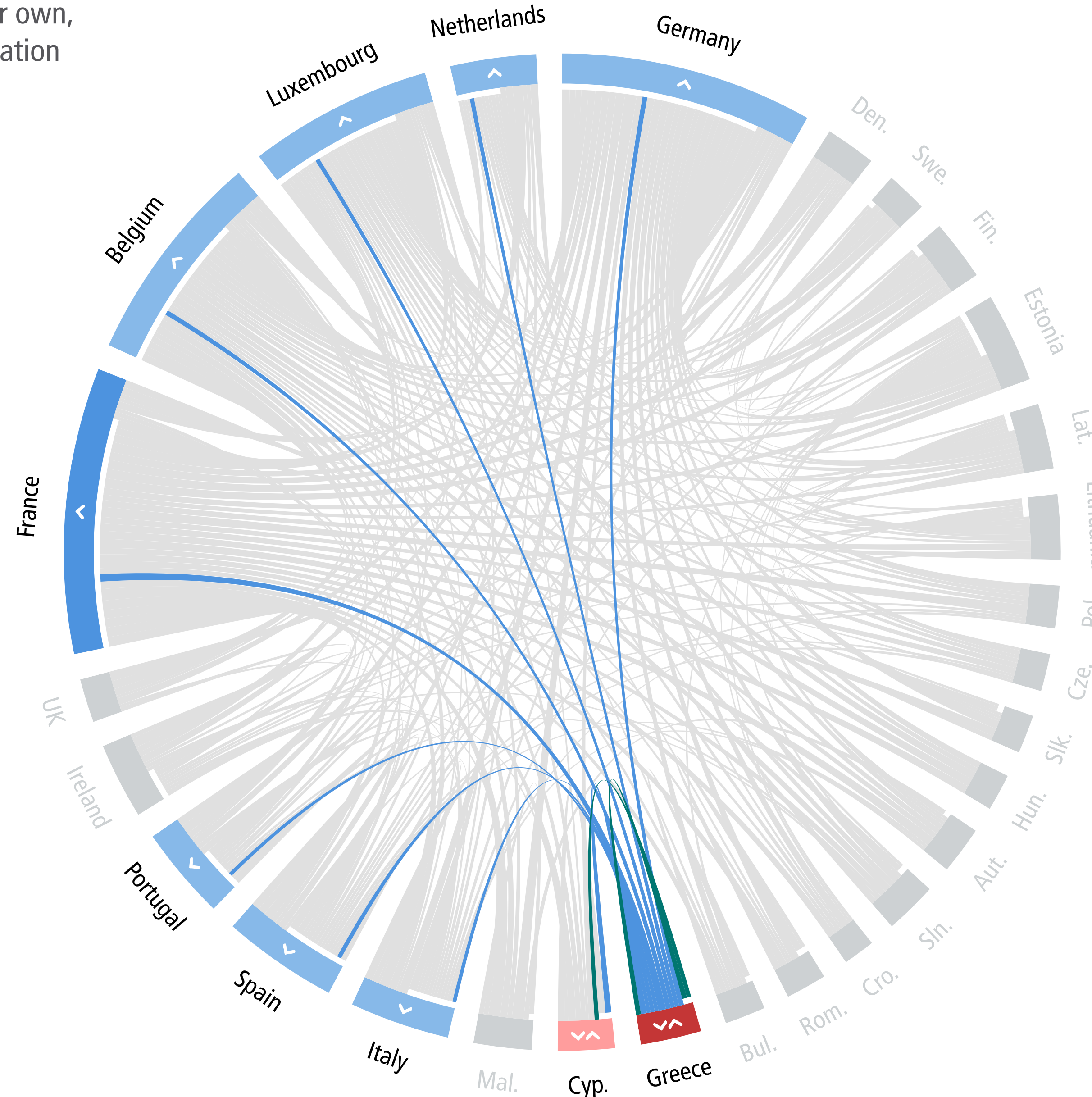
Most Contacted

Shared Interests

Most Responsive

Most Disappointing

Commitment to Deeper Integration



**<>** Shared votes

stronger share    weaker share

Gre 11%    Cyp 8%    ●  
Gre 9%    ●

Lopsided votes

**>** Only sending to

14% France  
9% Belgium  
9% Germany  
8% Luxembourg  
8% Netherlands  
8% Spain  
7% Italy  
7% Portugal

Rounded results. Shares below 5% not shown.

# Deeper Integration Votes for Hungary by Hungary Network

**Q5** "Which EU member states, including your own, are generally committed to deeper integration or 'more Europe'?"

EU	<	<input type="radio"/>	Affluent Seven	<	>		
Big Six	<	>	Southern Seven	<	>		
Founding Six	<	>	Visegrád Four	<	>		
Austria	<	>	<input type="radio"/>	Italy	<	>	<input type="radio"/>
Belgium	<	>	<input type="radio"/>	Latvia	<	>	<input type="radio"/>
Bulgaria	<	>	<input type="radio"/>	Lithuania	<	>	<input type="radio"/>
Croatia	<	>	<input type="radio"/>	Luxembourg	<	>	<input type="radio"/>
Cyprus	<	>	<input type="radio"/>	Malta	<	>	<input type="radio"/>
Czech R.	<	>	<input type="radio"/>	Netherlands	<	>	<input type="radio"/>
Denmark	<	>	<input type="radio"/>	Poland	<	>	<input type="radio"/>
Estonia	<	>	<input type="radio"/>	Portugal	<	>	<input type="radio"/>
Finland	<	>	<input type="radio"/>	Romania	<	>	<input type="radio"/>
France	<	>	<input type="radio"/>	Slovakia	<	>	<input type="radio"/>
Germany	<	>	<input type="radio"/>	Slovenia	<	>	<input type="radio"/>
Greece	<	>	<input type="radio"/>	Spain	<	>	<input type="radio"/>
<b>Hungary</b>	<	>	<input checked="" type="radio"/>	Sweden	<	>	<input type="radio"/>
Ireland	<	>	<input type="radio"/>	UK	<	>	<input type="radio"/>

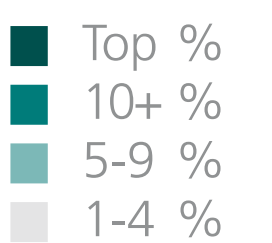
- Preferences Overview
- Most Contacted
- Shared Interests
- Most Responsive
- Most Disappointing
- Commitment to Deeper Integration**



Of 3761 votes by 703 respondents, Hungary received 2 (0.1%)

Share of votes by group

Share of votes by country



Rounded results. 0% shares not shown.



# Deeper Integration Votes for Hungary by Hungary Network

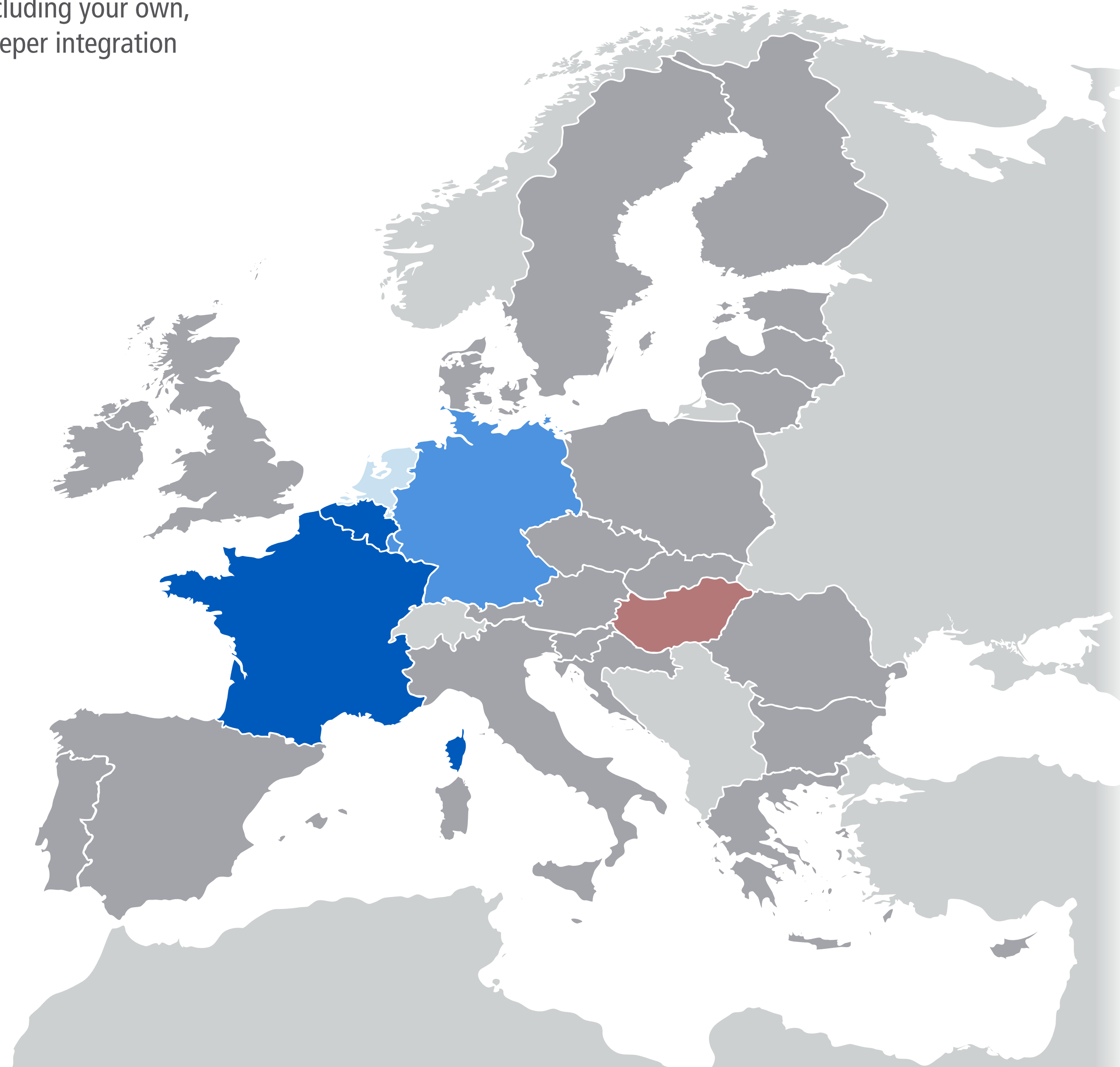
**Q5** "Which EU member states, including your own, are generally committed to deeper integration or 'more Europe'?"

EU	<	<input type="radio"/>	Affluent Seven	<	>
Big Six	<	>	Southern Seven	<	>
Founding Six	<	>	Visegrád Four	<	>

---

Austria	<	>	<input type="radio"/>	Italy	<	>	<input type="radio"/>
Belgium	<	>	<input type="radio"/>	Latvia	<	>	<input type="radio"/>
Bulgaria	<	>	<input type="radio"/>	Lithuania	<	>	<input type="radio"/>
Croatia	<	>	<input type="radio"/>	Luxembourg	<	>	<input type="radio"/>
Cyprus	<	>	<input type="radio"/>	Malta	<	>	<input type="radio"/>
Czech R.	<	>	<input type="radio"/>	Netherlands	<	>	<input type="radio"/>
Denmark	<	>	<input type="radio"/>	Poland	<	>	<input type="radio"/>
Estonia	<	>	<input type="radio"/>	Portugal	<	>	<input type="radio"/>
Finland	<	>	<input type="radio"/>	Romania	<	>	<input type="radio"/>
France	<	>	<input type="radio"/>	Slovakia	<	>	<input type="radio"/>
Germany	<	>	<input type="radio"/>	Slovenia	<	>	<input type="radio"/>
Greece	<	>	<input type="radio"/>	Spain	<	>	<input type="radio"/>
<b>Hungary</b>	<	>	<input checked="" type="radio"/>	Sweden	<	>	<input type="radio"/>
Ireland	<	>	<input type="radio"/>	UK	<	>	<input type="radio"/>

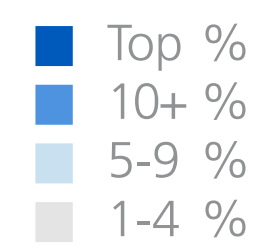
- Preferences Overview
- Most Contacted
- Shared Interests
- Most Responsive
- Most Disappointing
- Commitment to Deeper Integration**



Of 115 votes by 20 respondents, Belgium received the most: 17

66%	Founding 6	Share of votes for group
50%	Affluent 7	
30%	Big 6	
23%	Southern 7	
3%	Visegrád 4	

15%	Belgium	Share of votes for country
15%	France	
14%	Luxembourg	
12%	Germany	
9%	Netherlands	
4%	Sweden	
3%	Austria	
3%	Denmark	
3%	Estonia	
3%	Finland	
3%	Ireland	
3%	Portugal	
3%	Slovakia	
2%	Italy	
2%	Latvia	
2%	Lithuania	
2%	Spain	
1%	Bulgaria	
1%	Croatia	
1%	Greece	
1%	Malta	
1%	Romania	



Rounded results. 0% shares not shown.

# Deeper Integration Votes for Hungary by Hungary Network

**Q5** "Which EU member states, including your own, are generally committed to deeper integration or 'more Europe'?"

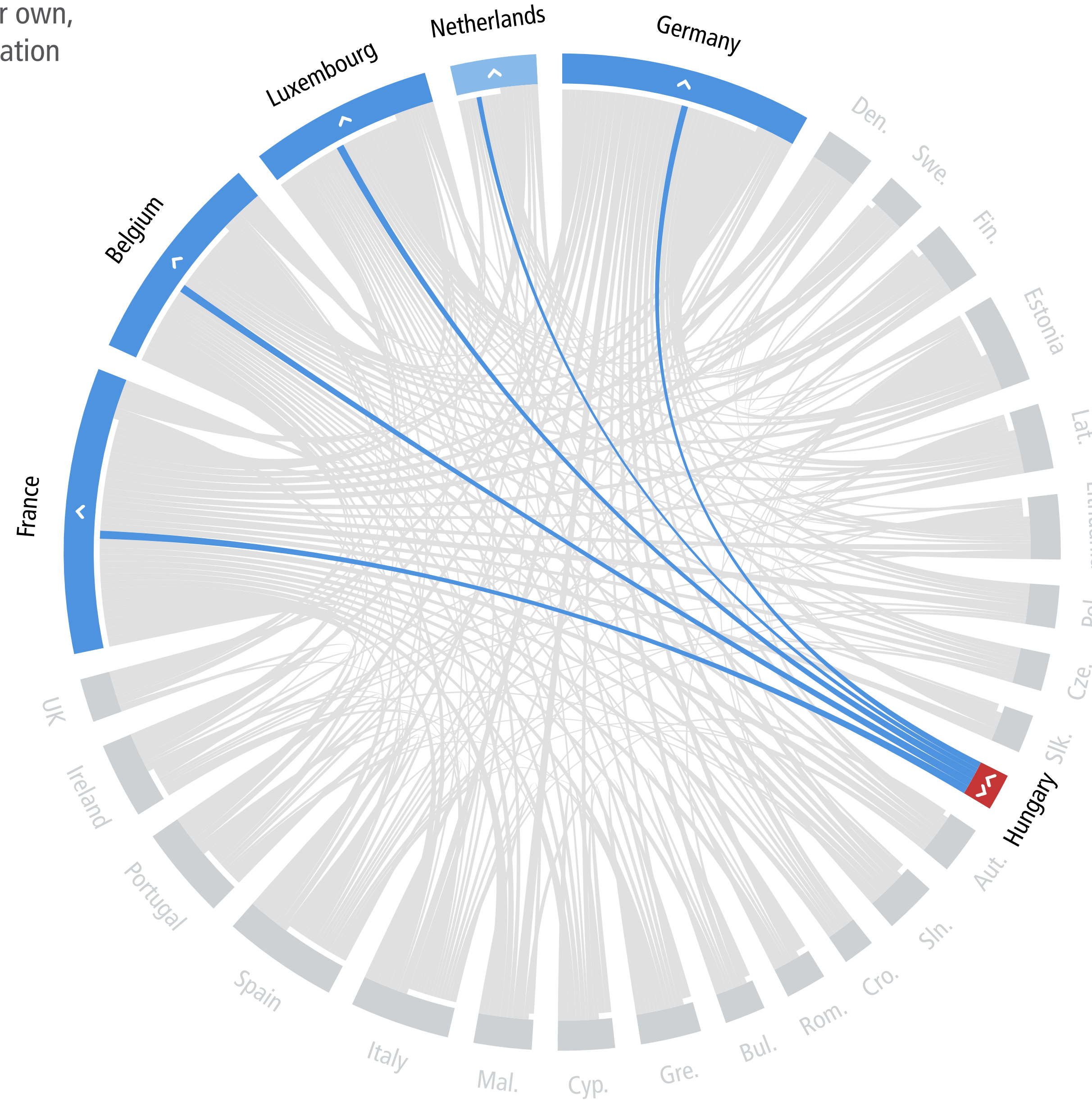
EU	<	○	Affluent Seven	<	>
Big Six	<	>	Southern Seven	<	>
Founding Six	<	>	Visegrád Four	<	>

---

Austria	<	>	○	Italy	<	>	○
Belgium	<	>	○	Latvia	<	>	○
Bulgaria	<	>	○	Lithuania	<	>	○
Croatia	<	>	○	Luxembourg	<	>	○
Cyprus	<	>	○	Malta	<	>	○
Czech R.	<	>	○	Netherlands	<	>	○
Denmark	<	>	○	Poland	<	>	○
Estonia	<	>	○	Portugal	<	>	○
Finland	<	>	○	Romania	<	>	○
France	<	>	○	Slovakia	<	>	○
Germany	<	>	○	Slovenia	<	>	○
Greece	<	>	○	Spain	<	>	○
<b>Hungary</b>	<	>	●	Sweden	<	>	○
Ireland	<	>	○	UK	<	>	○

- Preferences Overview
- Most Contacted
- Shared Interests
- Most Responsive
- Most Disappointing

Commitment to Deeper Integration



Lopsided votes

- > Only sending to
  - 15% Belgium
  - 15% France
  - 14% Luxembourg
  - 12% Germany
  - 9% Netherlands

Rounded results. Shares below 5% not shown.



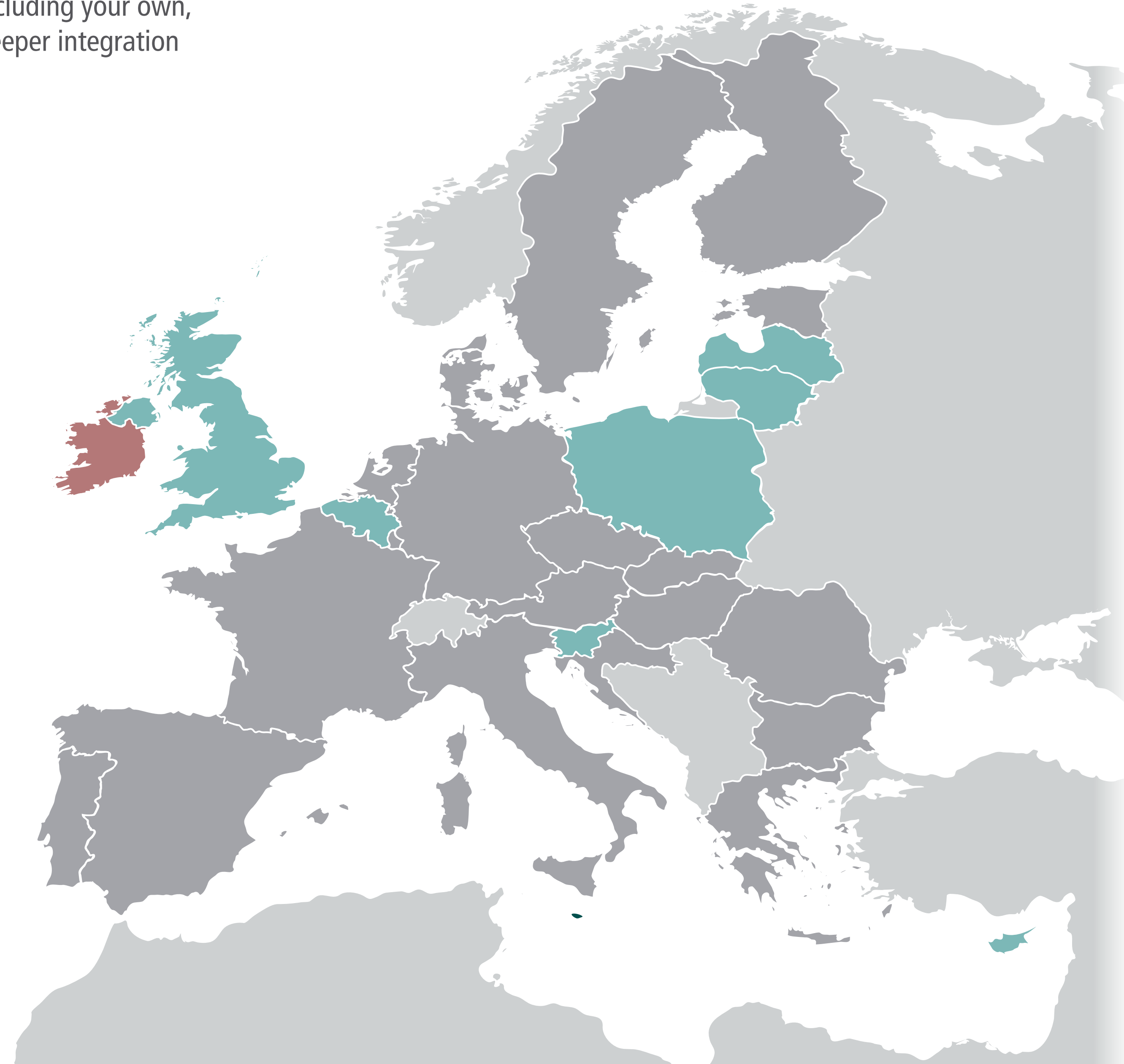
# Deeper Integration Votes for Ireland by Ireland Network

**Q5** "Which EU member states, including your own, are generally committed to deeper integration or 'more Europe'?"

Of 3761 votes by 703 respondents, Ireland received 143 (3.8%)

EU	< ○ >	Affluent Seven	< >
Big Six	< >	Southern Seven	< >
Founding Six	< >	Visegrád Four	< >
Austria	< > ○	Italy	< > ○
Belgium	< > ○	Latvia	< > ○
Bulgaria	< > ○	Lithuania	< > ○
Croatia	< > ○	Luxembourg	< > ○
Cyprus	< > ○	Malta	< > ○
Czech R.	< > ○	Netherlands	< > ○
Denmark	< > ○	Poland	< > ○
Estonia	< > ○	Portugal	< > ○
Finland	< > ○	Romania	< > ○
France	< > ○	Slovakia	< > ○
Germany	< > ○	Slovenia	< > ○
Greece	< > ○	Spain	< > ○
Hungary	< > ○	Sweden	< > ○
<b>Ireland</b>	<b>&lt; &gt; ○</b>	UK	< > ○

- Preferences Overview
- Most Contacted
- Shared Interests
- Most Responsive
- Most Disappointing
- Commitment to Deeper Integration**



4%	Big 6	Share of votes by group
4%	Visegrád 4	
3%	Affluent 7	
3%	Founding 6	
3%	Southern 7	

9%	Malta	Share of votes by country
8%	Ireland	
8%	UK	
6%	Cyprus	
6%	Latvia	
6%	Slovenia	
5%	Belgium	
5%	Lithuania	
5%	Poland	
4%	Bulgaria	
4%	Croatia	
4%	Czech Rep.	
4%	France	
4%	Romania	
4%	Spain	
3%	Denmark	
3%	Finland	
3%	Hungary	
3%	Netherlands	
3%	Slovakia	
3%	Sweden	
2%	Austria	
2%	Germany	
2%	Italy	
2%	Portugal	
1%	Estonia	
1%	Greece	
1%	Luxembourg	

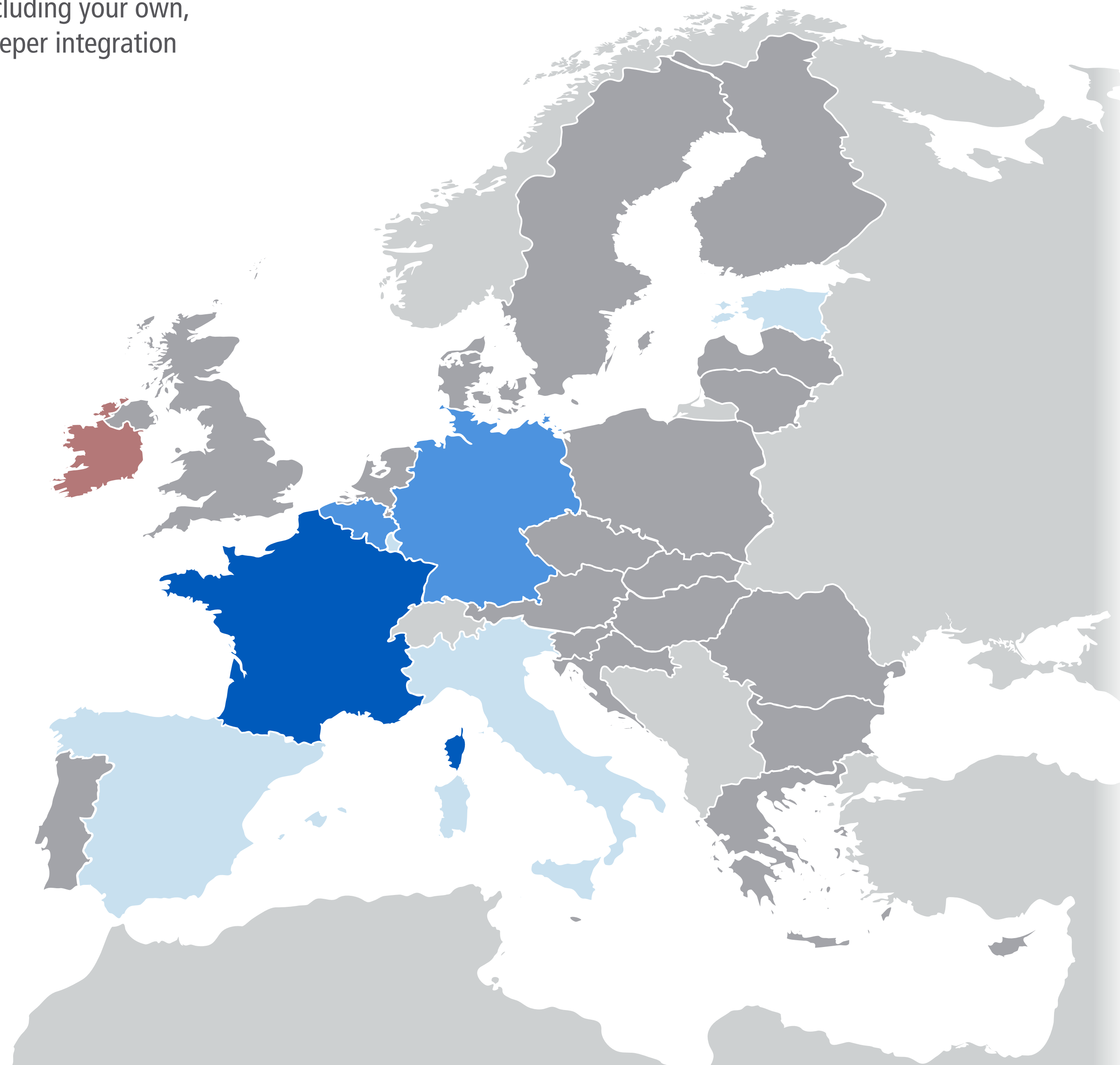
Rounded results. 0% shares not shown.

# Deeper Integration Votes for Ireland by Ireland Network

**Q5** "Which EU member states, including your own, are generally committed to deeper integration or 'more Europe'?"

EU	<	<input type="radio"/>	Affluent Seven	<	>		
Big Six	<	>	Southern Seven	<	>		
Founding Six	<	>	Visegrád Four	<	>		
Austria	<	>	<input type="radio"/>	Italy	<	>	<input type="radio"/>
Belgium	<	>	<input type="radio"/>	Latvia	<	>	<input type="radio"/>
Bulgaria	<	>	<input type="radio"/>	Lithuania	<	>	<input type="radio"/>
Croatia	<	>	<input type="radio"/>	Luxembourg	<	>	<input type="radio"/>
Cyprus	<	>	<input type="radio"/>	Malta	<	>	<input type="radio"/>
Czech R.	<	>	<input type="radio"/>	Netherlands	<	>	<input type="radio"/>
Denmark	<	>	<input type="radio"/>	Poland	<	>	<input type="radio"/>
Estonia	<	>	<input type="radio"/>	Portugal	<	>	<input type="radio"/>
Finland	<	>	<input type="radio"/>	Romania	<	>	<input type="radio"/>
France	<	>	<input type="radio"/>	Slovakia	<	>	<input type="radio"/>
Germany	<	>	<input type="radio"/>	Slovenia	<	>	<input type="radio"/>
Greece	<	>	<input type="radio"/>	Spain	<	>	<input type="radio"/>
Hungary	<	>	<input type="radio"/>	Sweden	<	>	<input type="radio"/>
Ireland	<	>	<input checked="" type="radio"/>	UK	<	>	<input type="radio"/>

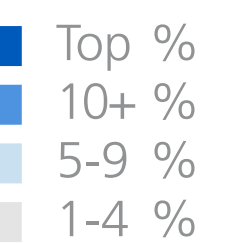
- Preferences Overview
- Most Contacted
- Shared Interests
- Most Responsive
- Most Disappointing
- Commitment to Deeper Integration**



Of 169 votes by 32 respondents, France received the most: 30

60%	Founding 6	Share of votes for group
43%	Big 6	
35%	Southern 7	
28%	Affluent 7	
1%	Visegrád 4	

18%	France	Share of votes for country
13%	Germany	
11%	Belgium	
8%	Ireland	
8%	Luxembourg	
7%	Italy	
6%	Spain	
5%	Estonia	
4%	Finland	
4%	Netherlands	
3%	Latvia	
3%	Lithuania	
3%	Portugal	
2%	Slovenia	
1%	Austria	
1%	Bulgaria	
1%	Croatia	
1%	Cyprus	
1%	Malta	
1%	Romania	
1%	Slovakia	
1%	Sweden	



Rounded results. 0% shares not shown.



# Deeper Integration Votes for Ireland by Ireland Network

**Q5** "Which EU member states, including your own, are generally committed to deeper integration or 'more Europe'?"

EU	<	○	Affluent Seven	<	>
Big Six	<	>	Southern Seven	<	>
Founding Six	<	>	Visegrád Four	<	>

---

Austria	<	>	○	Italy	<	>	○
Belgium	<	>	○	Latvia	<	>	○
Bulgaria	<	>	○	Lithuania	<	>	○
Croatia	<	>	○	Luxembourg	<	>	○
Cyprus	<	>	○	Malta	<	>	○
Czech R.	<	>	○	Netherlands	<	>	○
Denmark	<	>	○	Poland	<	>	○
Estonia	<	>	○	Portugal	<	>	○
Finland	<	>	○	Romania	<	>	○
France	<	>	○	Slovakia	<	>	○
Germany	<	>	○	Slovenia	<	>	○
Greece	<	>	○	Spain	<	>	○
Hungary	<	>	○	Sweden	<	>	○
Ireland	<	>	●	UK	<	>	○

Preferences Overview

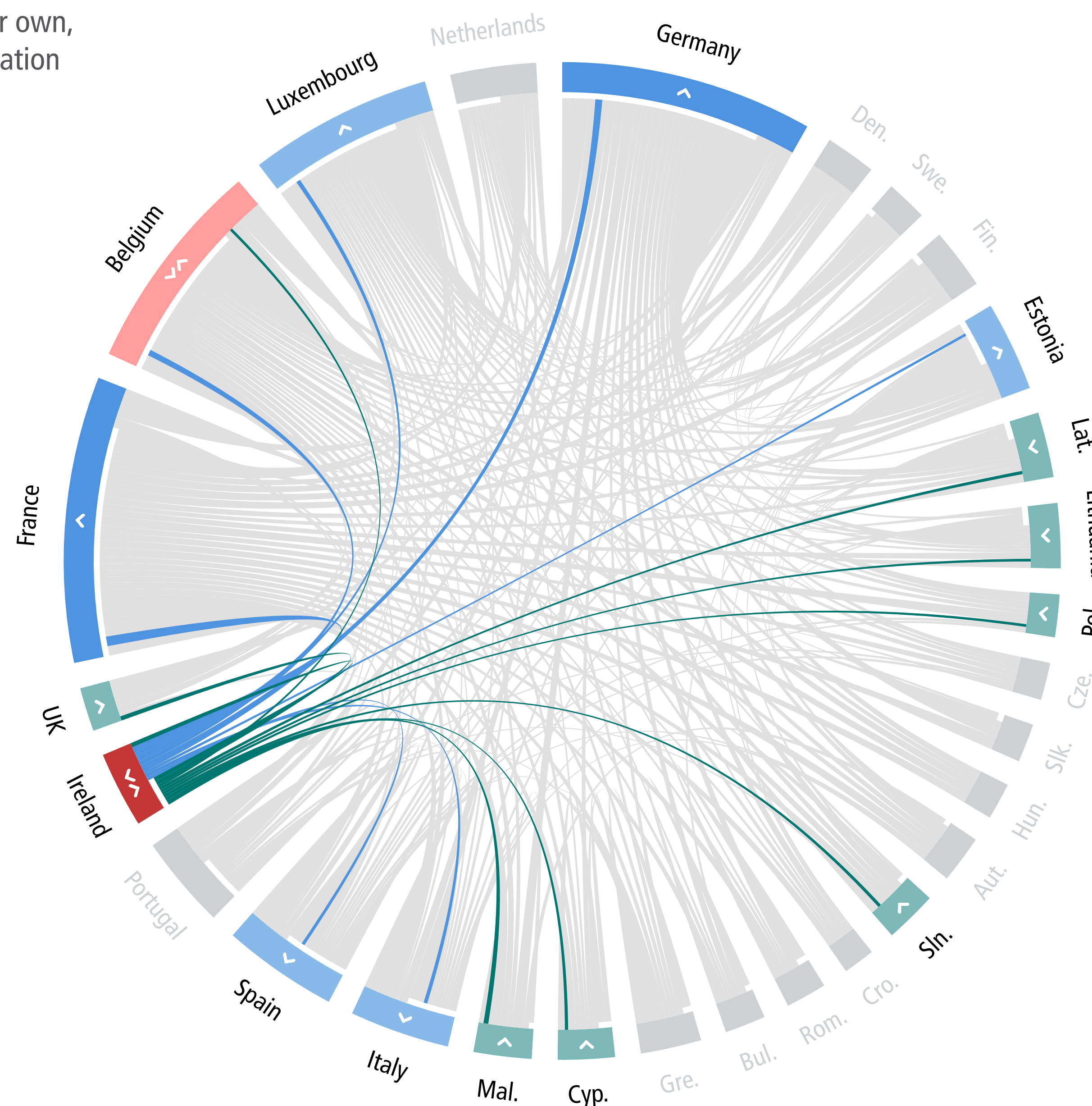
Most Contacted

Shared Interests

Most Responsive

Most Disappointing

Commitment to Deeper Integration



**>>** Shared votes

stronger share    weaker share

Ire 11%    Bel 5%    ●

Ire 8%    ●

Lopsided votes

**>** Only sending to

18% France  
13% Germany  
8% Luxembourg  
7% Italy  
6% Spain  
5% Estonia

**<** Only receiving from

9% Malta  
8% UK  
6% Cyprus  
6% Latvia  
6% Slovenia  
5% Lithuania  
5% Poland

Rounded results. Shares below 5% not shown.

# Deeper Integration Votes for Italy by Italy Network

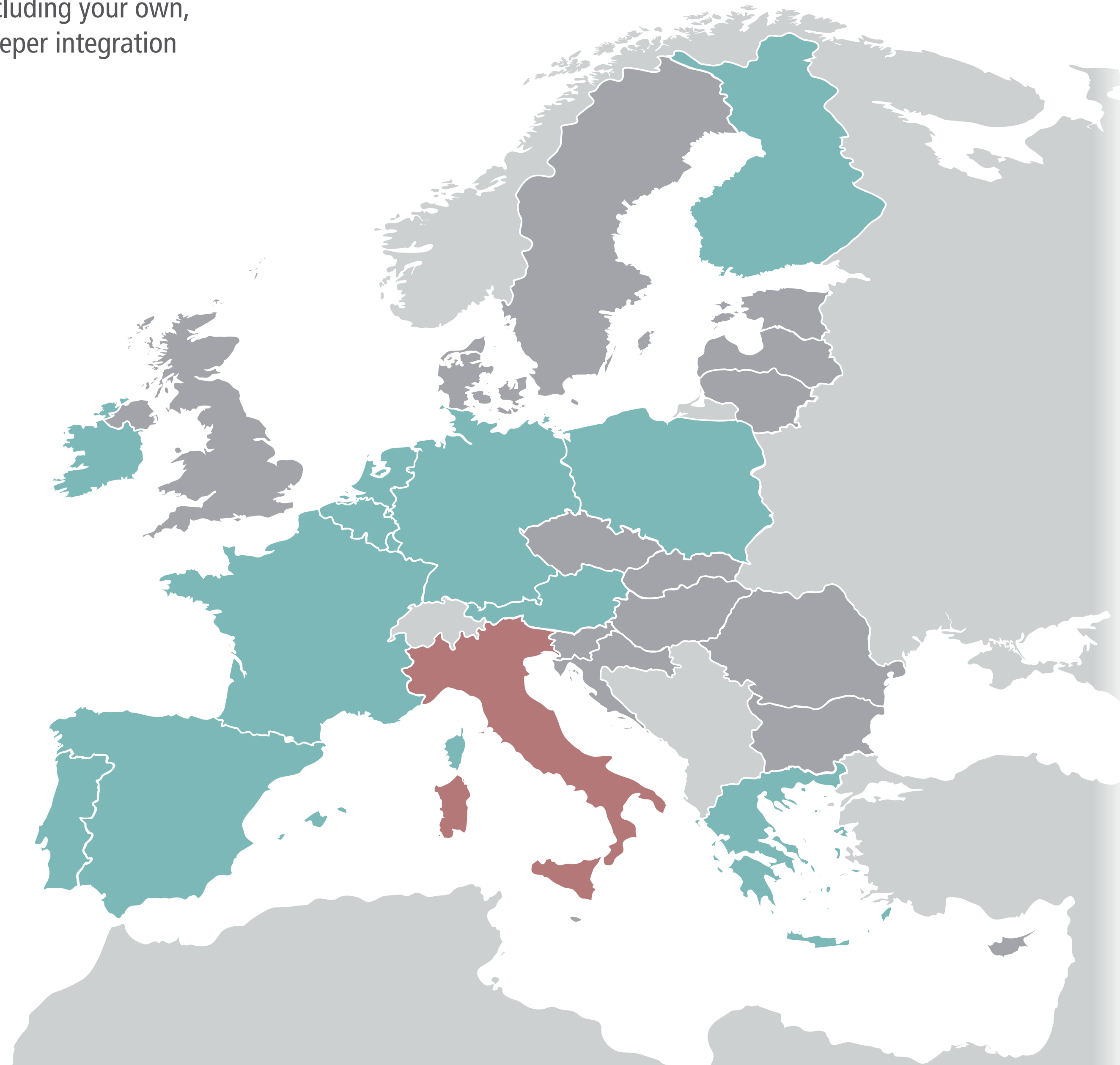
**Q5** "Which EU member states, including your own, are generally committed to deeper integration or 'more Europe'?"

EU	<	<input type="radio"/>	Affluent Seven	<	>
Big Six	<	>	Southern Seven	<	>
Founding Six	<	>	Visegrád Four	<	>

---

Austria	<	>	<input type="radio"/>	<b>Italy</b>	<	<input checked="" type="radio"/>	>	<input type="radio"/>
Belgium	<	>	<input type="radio"/>	Latvia	<	>	<input type="radio"/>	
Bulgaria	<	>	<input type="radio"/>	Lithuania	<	>	<input type="radio"/>	
Croatia	<	>	<input type="radio"/>	Luxembourg	<	>	<input type="radio"/>	
Cyprus	<	>	<input type="radio"/>	Malta	<	>	<input type="radio"/>	
Czech R.	<	>	<input type="radio"/>	Netherlands	<	>	<input type="radio"/>	
Denmark	<	>	<input type="radio"/>	Poland	<	>	<input type="radio"/>	
Estonia	<	>	<input type="radio"/>	Portugal	<	>	<input type="radio"/>	
Finland	<	>	<input type="radio"/>	Romania	<	>	<input type="radio"/>	
France	<	>	<input type="radio"/>	Slovakia	<	>	<input type="radio"/>	
Germany	<	>	<input type="radio"/>	Slovenia	<	>	<input type="radio"/>	
Greece	<	>	<input type="radio"/>	Spain	<	>	<input type="radio"/>	
Hungary	<	>	<input type="radio"/>	Sweden	<	>	<input type="radio"/>	
Ireland	<	>	<input type="radio"/>	UK	<	>	<input type="radio"/>	

- Preferences Overview
- Most Contacted
- Shared Interests
- Most Responsive
- Most Disappointing
- Commitment to Deeper Integration**



Of 3761 votes by 703 respondents, Italy received 185 (4.9%)

9%	Founding 6	Share of votes by group
8%	Big 6	
8%	Southern 7	
5%	Affluent 7	
3%	Visegrád 4	

15%	Italy	Share of votes by country
8%	Portugal	
7%	France	
7%	Germany	
7%	Greece	
7%	Ireland	
7%	Netherlands	
6%	Austria	
6%	Finland	
6%	Luxembourg	
6%	Spain	
5%	Belgium	
5%	Poland	
4%	Sweden	
3%	Estonia	
3%	Lithuania	
3%	Romania	
3%	UK	
2%	Bulgaria	
2%	Croatia	
2%	Cyprus	
2%	Czech Rep.	
2%	Denmark	
2%	Hungary	
2%	Latvia	
1%	Slovenia	

Rounded results. 0% shares not shown.



# Deeper Integration Votes for Italy by Italy Network

**Q5** "Which EU member states, including your own, are generally committed to deeper integration or 'more Europe'?"

- EU  Affluent Seven
- Big Six  Southern Seven
- Founding Six  Visegrád Four

- |                                |   |
|--------------------------------|---|
| Austria <input type="radio"/>  | <b>Italy</b> <input checked="" type="radio"/> |
| Belgium <input type="radio"/>  | Latvia <input type="radio"/>                  |
| Bulgaria <input type="radio"/> | Lithuania <input type="radio"/>               |
| Croatia <input type="radio"/>  | Luxembourg <input type="radio"/>              |
| Cyprus <input type="radio"/>   | Malta <input type="radio"/>                   |
| Czech R. <input type="radio"/> | Netherlands <input type="radio"/>             |
| Denmark <input type="radio"/>  | Poland <input type="radio"/>                  |
| Estonia <input type="radio"/>  | Portugal <input type="radio"/>                |
| Finland <input type="radio"/>  | Romania <input type="radio"/>                 |
| France <input type="radio"/>   | Slovakia <input type="radio"/>                |
| Germany <input type="radio"/>  | Slovenia <input type="radio"/>                |
| Greece <input type="radio"/>   | Spain <input type="radio"/>                   |
| Hungary <input type="radio"/>  | Sweden <input type="radio"/>                  |
| Ireland <input type="radio"/>  | UK <input type="radio"/>                      |

Preferences Overview

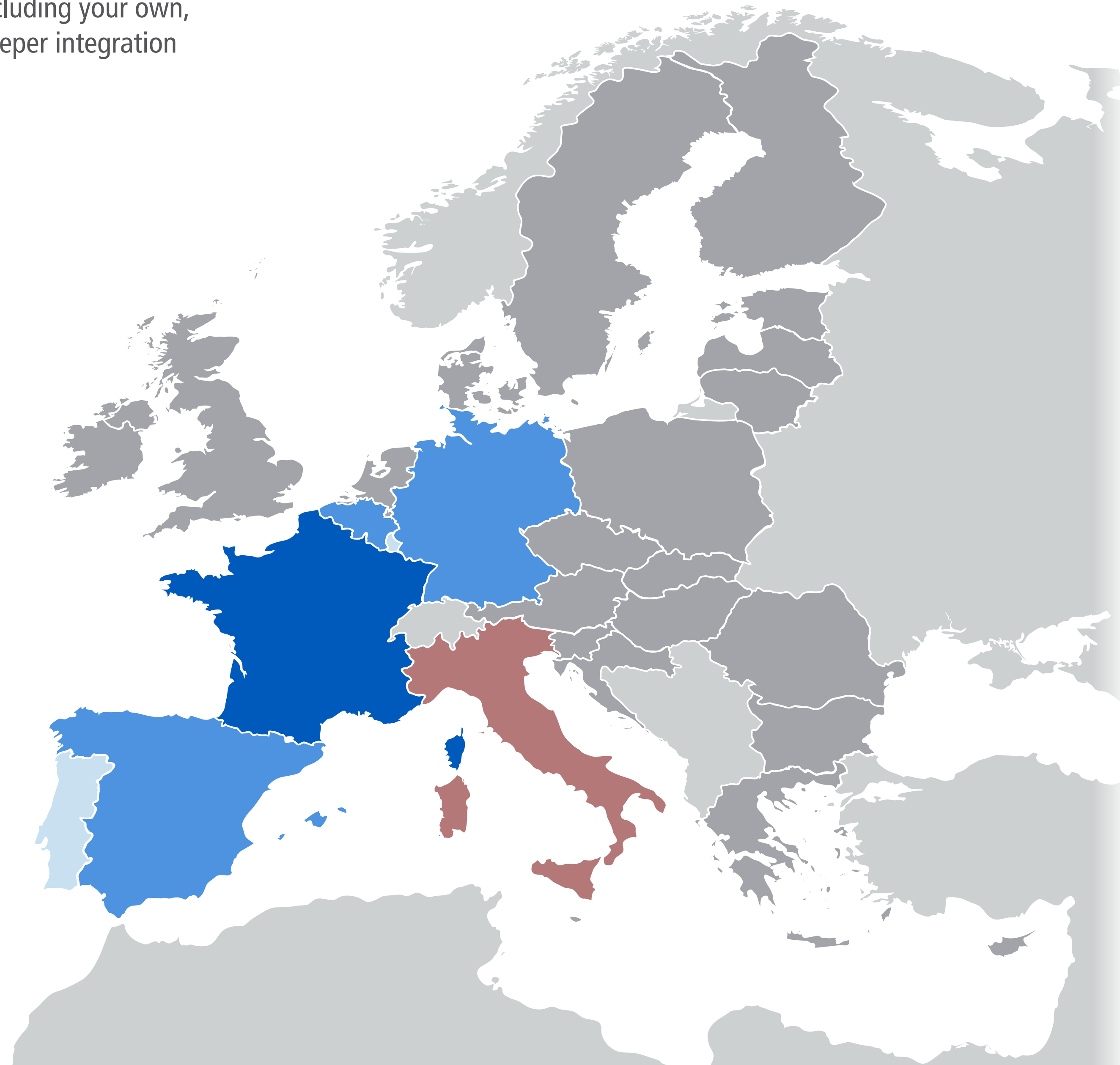
Most Contacted

Shared Interests

Most Responsive

Most Disappointing

**Commitment to Deeper Integration**



Of 203 votes by 48 respondents, France received the most: 36

72% Founding 6  
60% Big 6  
52% Southern 7  
25% Affluent 7

Share of votes for group

18% France  
17% Germany  
15% Italy  
14% Belgium  
10% Spain  
5% Luxembourg  
5% Portugal  
3% Greece  
2% Ireland  
2% Netherlands  
1% Austria  
1% Estonia  
1% Malta  
1% Romania  
1% Slovenia  
1% Sweden

Share of votes for country

■ Top %  
■ 10+ %  
■ 5-9 %  
■ 1-4 %

Rounded results. 0% shares not shown.

# Deeper Integration Votes for Italy by Italy Network

**Q5** "Which EU member states, including your own, are generally committed to deeper integration or 'more Europe'?"

EU	<	○	Affluent Seven	<	>		
Big Six	<	>	Southern Seven	<	>		
Founding Six	<	>	Visegrád Four	<	>		
Austria	<	>	○	<b>Italy</b>	<	>	●
Belgium	<	>	○	Latvia	<	>	○
Bulgaria	<	>	○	Lithuania	<	>	○
Croatia	<	>	○	Luxembourg	<	>	○
Cyprus	<	>	○	Malta	<	>	○
Czech R.	<	>	○	Netherlands	<	>	○
Denmark	<	>	○	Poland	<	>	○
Estonia	<	>	○	Portugal	<	>	○
Finland	<	>	○	Romania	<	>	○
France	<	>	○	Slovakia	<	>	○
Germany	<	>	○	Slovenia	<	>	○
Greece	<	>	○	Spain	<	>	○
Hungary	<	>	○	Sweden	<	>	○
Ireland	<	>	○	UK	<	>	○

Preferences Overview

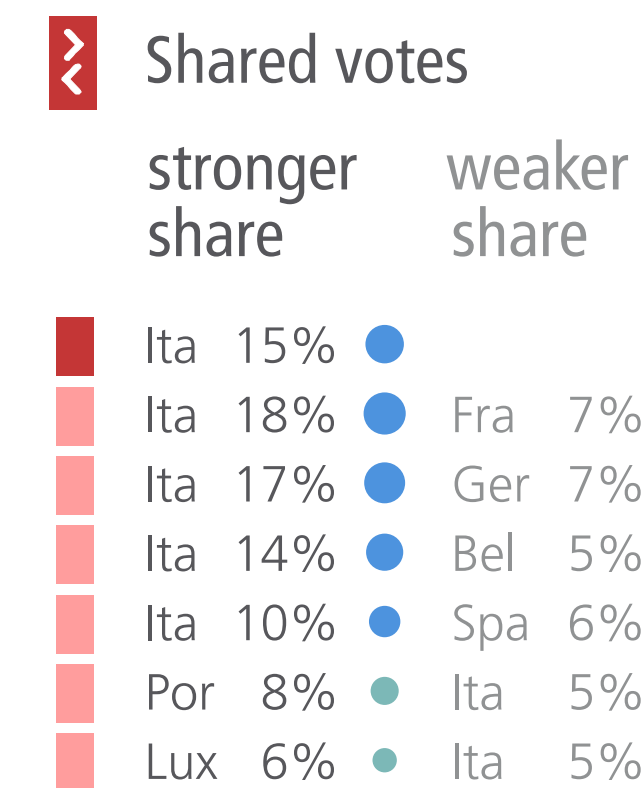
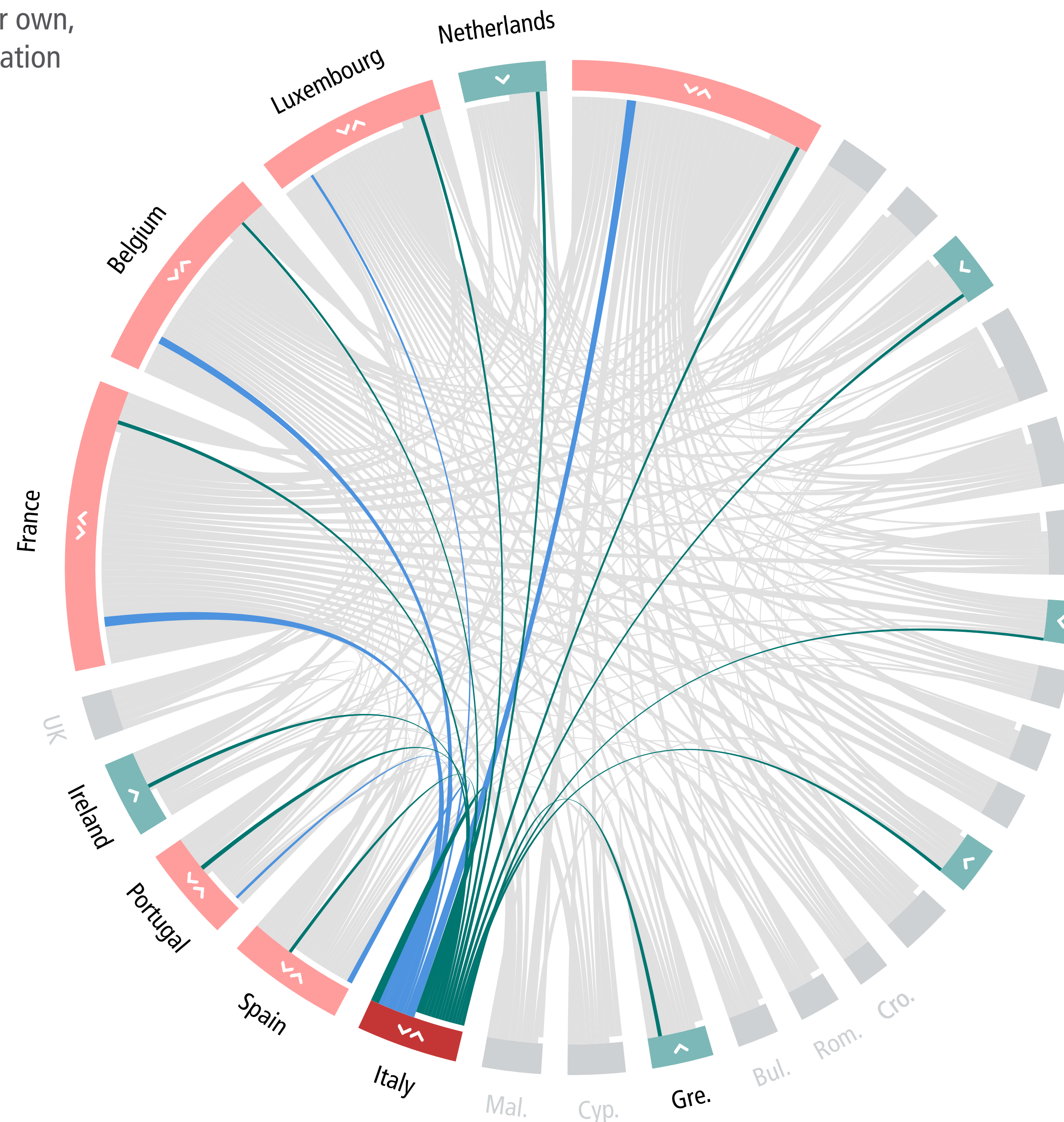
Most Contacted

Shared Interests

Most Responsive

Most Disappointing

Commitment to Deeper Integration



## Lopsided votes



Rounded results. Shares below 5% not shown.



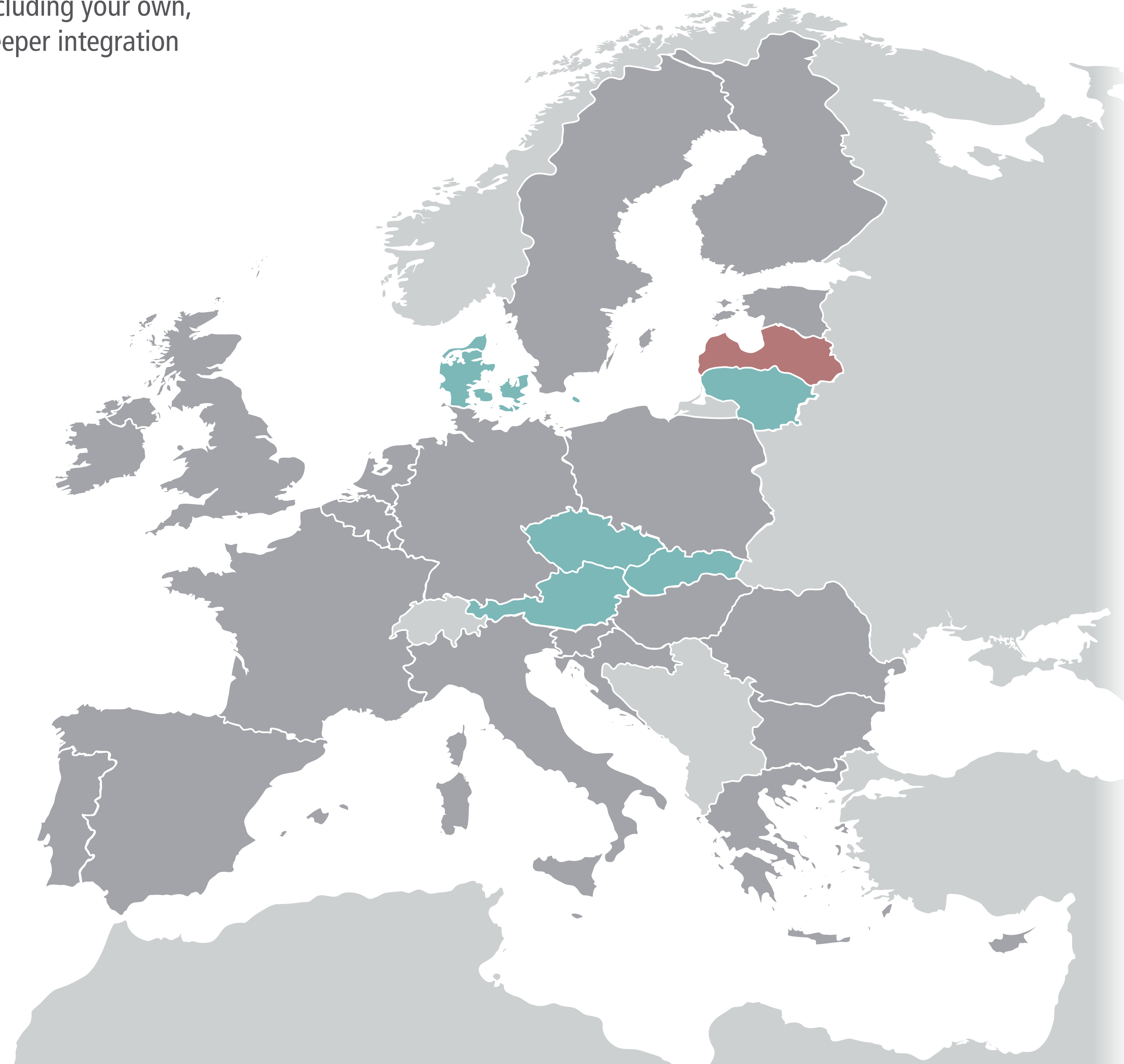
# Deeper Integration Votes for Latvia by Latvia Network

**Q5** "Which EU member states, including your own, are generally committed to deeper integration or 'more Europe'?"

Of 3761 votes by 703 respondents, Latvia received 107 (2.8%)

EU	<	<input type="radio"/>	Affluent Seven	<	>		
Big Six	<	>	Southern Seven	<	>		
Founding Six	<	>	Visegrád Four	<	>		
Austria	<	>	<input type="radio"/>	Italy	<	>	<input type="radio"/>
Belgium	<	>	<input type="radio"/>	<b>Latvia</b>	<	>	<input checked="" type="radio"/>
Bulgaria	<	>	<input type="radio"/>	Lithuania	<	>	<input type="radio"/>
Croatia	<	>	<input type="radio"/>	Luxembourg	<	>	<input type="radio"/>
Cyprus	<	>	<input type="radio"/>	Malta	<	>	<input type="radio"/>
Czech R.	<	>	<input type="radio"/>	Netherlands	<	>	<input type="radio"/>
Denmark	<	>	<input type="radio"/>	Poland	<	>	<input type="radio"/>
Estonia	<	>	<input type="radio"/>	Portugal	<	>	<input type="radio"/>
Finland	<	>	<input type="radio"/>	Romania	<	>	<input type="radio"/>
France	<	>	<input type="radio"/>	Slovakia	<	>	<input type="radio"/>
Germany	<	>	<input type="radio"/>	Slovenia	<	>	<input type="radio"/>
Greece	<	>	<input type="radio"/>	Spain	<	>	<input type="radio"/>
Hungary	<	>	<input type="radio"/>	Sweden	<	>	<input type="radio"/>
Ireland	<	>	<input type="radio"/>	UK	<	>	<input type="radio"/>

- Preferences Overview
- Most Contacted
- Shared Interests
- Most Responsive
- Most Disappointing
- Commitment to Deeper Integration**



4%	Visegrád 4	Share of votes by group
2%	Affluent 7	
2%	Big 6	
2%	Founding 6	
2%	Southern 7	

8%	Latvia	Share of votes by country
5%	Austria	
5%	Czech Rep.	
5%	Denmark	
5%	Lithuania	
5%	Slovakia	
4%	Croatia	
4%	France	
4%	Poland	
4%	Sweden	
3%	Bulgaria	
3%	Estonia	
3%	Ireland	
3%	Romania	
3%	Slovenia	
2%	Germany	
2%	Hungary	
2%	Netherlands	
2%	Spain	
1%	Cyprus	
1%	Finland	
1%	Greece	
1%	Luxembourg	
1%	Portugal	
1%	UK	

Top %  
 10+ %  
 5-9 %  
 1-4 %

Rounded results. 0% shares not shown.

# Deeper Integration Votes for Latvia by Latvia Network

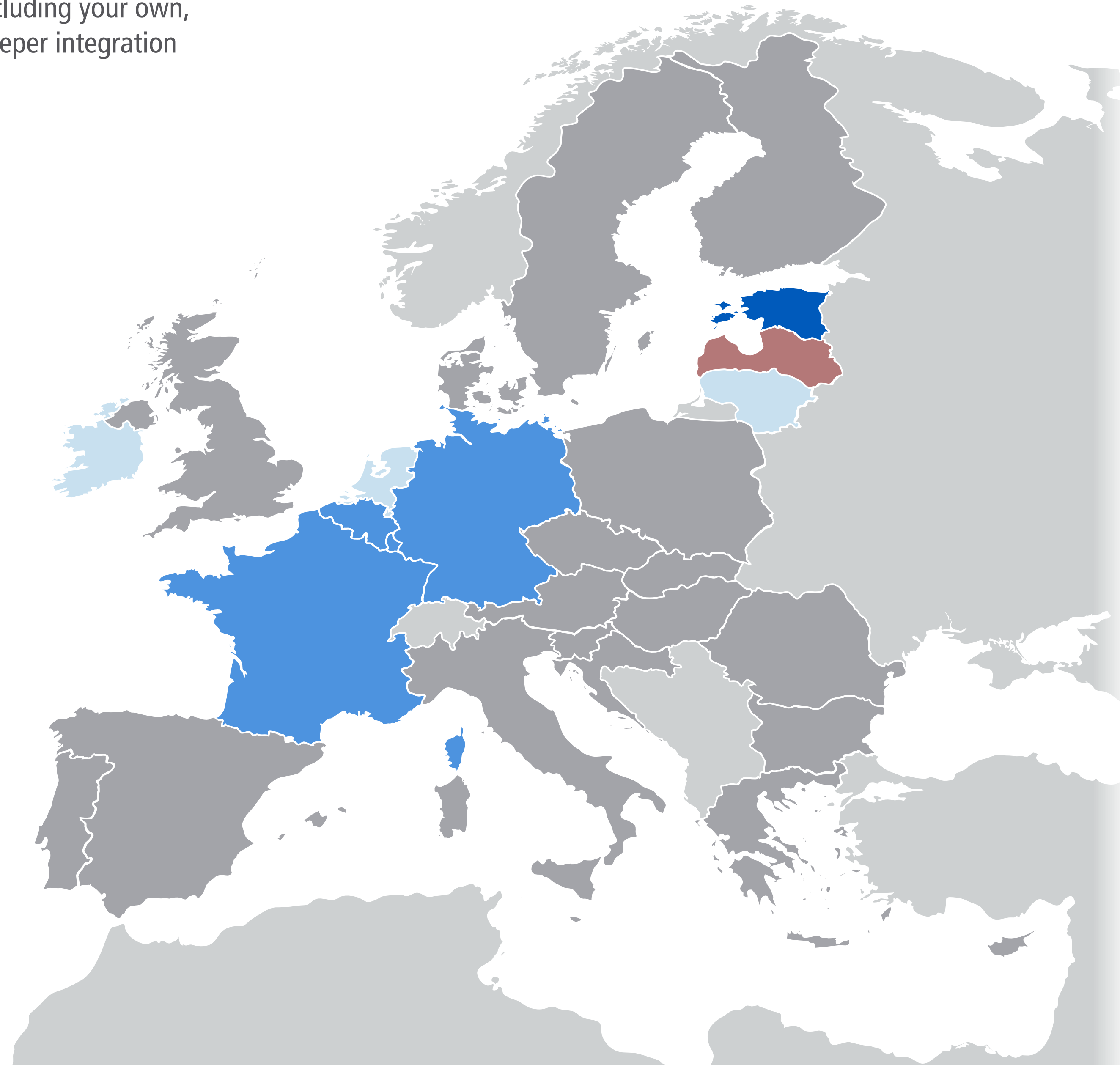
**Q5** "Which EU member states, including your own, are generally committed to deeper integration or 'more Europe'?"

EU	<	○	Affluent Seven	<	>
Big Six	<	>	Southern Seven	<	>
Founding Six	<	>	Visegrád Four	<	>

---

Austria	<	>	○	Italy	<	>	○
Belgium	<	>	○	<b>Latvia</b>	<	>	○
Bulgaria	<	>	○	Lithuania	<	>	○
Croatia	<	>	○	Luxembourg	<	>	○
Cyprus	<	>	○	Malta	<	>	○
Czech R.	<	>	○	Netherlands	<	>	○
Denmark	<	>	○	Poland	<	>	○
Estonia	<	>	○	Portugal	<	>	○
Finland	<	>	○	Romania	<	>	○
France	<	>	○	Slovakia	<	>	○
Germany	<	>	○	Slovenia	<	>	○
Greece	<	>	○	Spain	<	>	○
Hungary	<	>	○	Sweden	<	>	○
Ireland	<	>	○	UK	<	>	○

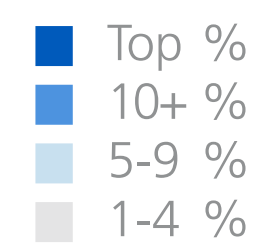
- Preferences Overview
- Most Contacted
- Shared Interests
- Most Responsive
- Most Disappointing
- Commitment to Deeper Integration**



Of 90 votes by 15 respondents, Estonia received the most: 11

51%	Founding 6	Share of votes for group
31%	Affluent 7	
26%	Big 6	
16%	Southern 7	
3%	Visegrád 4	

12%	Estonia	Share of votes for country
11%	Germany	
10%	Belgium	
10%	France	
10%	Luxembourg	
8%	Latvia	
8%	Netherlands	
7%	Lithuania	
6%	Ireland	
3%	Slovenia	
2%	Finland	
2%	Italy	
2%	Portugal	
2%	Romania	
1%	Croatia	
1%	Czech Rep.	
1%	Denmark	
1%	Poland	
1%	Slovakia	
1%	Spain	



Rounded results. 0% shares not shown.

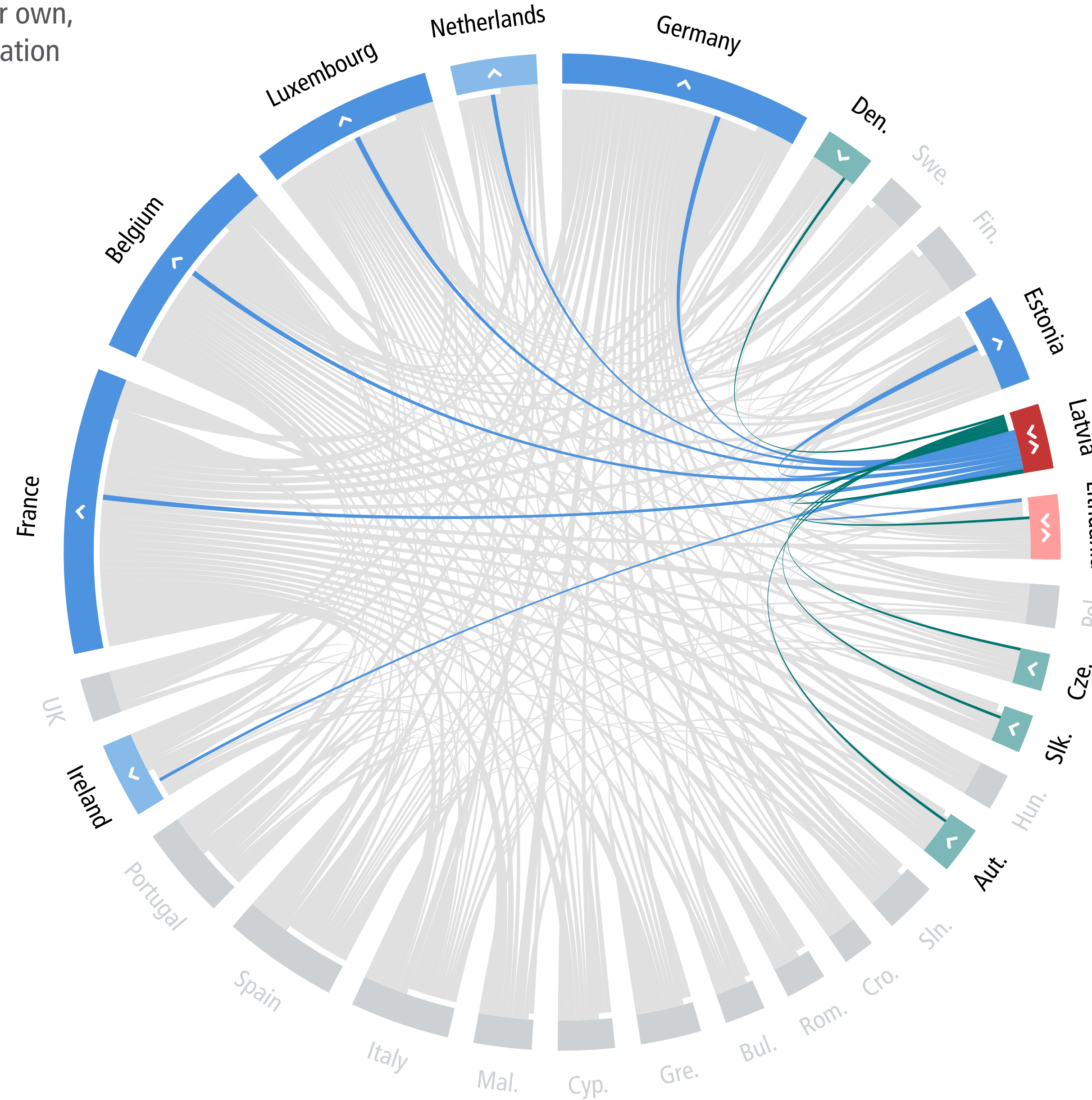


# Deeper Integration Votes for Latvia by Latvia Network

**Q5** "Which EU member states, including your own, are generally committed to deeper integration or 'more Europe'?"

EU	<	○	Affluent Seven	<	>		
Big Six	<	>	Southern Seven	<	>		
Founding Six	<	>	Visegrád Four	<	>		
Austria	<	>	○	Italy	<	>	○
Belgium	<	>	○	<b>Latvia</b>	<	>	●
Bulgaria	<	>	○	Lithuania	<	>	○
Croatia	<	>	○	Luxembourg	<	>	○
Cyprus	<	>	○	Malta	<	>	○
Czech R.	<	>	○	Netherlands	<	>	○
Denmark	<	>	○	Poland	<	>	○
Estonia	<	>	○	Portugal	<	>	○
Finland	<	>	○	Romania	<	>	○
France	<	>	○	Slovakia	<	>	○
Germany	<	>	○	Slovenia	<	>	○
Greece	<	>	○	Spain	<	>	○
Hungary	<	>	○	Sweden	<	>	○
Ireland	<	>	○	UK	<	>	○

- Preferences Overview
- Most Contacted
- Shared Interests
- Most Responsive
- Most Disappointing
- Commitment to Deeper Integration**



**Shared votes**

stronger share weaker share

Lat 8% ●  
Lat 7% ● Lit 5% ●

**Lopsided votes**

**> Only sending to**

- 12% Estonia
- 11% Germany
- 10% Belgium
- 10% France
- 10% Luxembourg
- 8% Netherlands
- 6% Ireland

**< Only receiving from**

- 5% Austria
- 5% Czech Rep.
- 5% Denmark
- 5% Slovakia

Rounded results. Shares below 5% not shown.

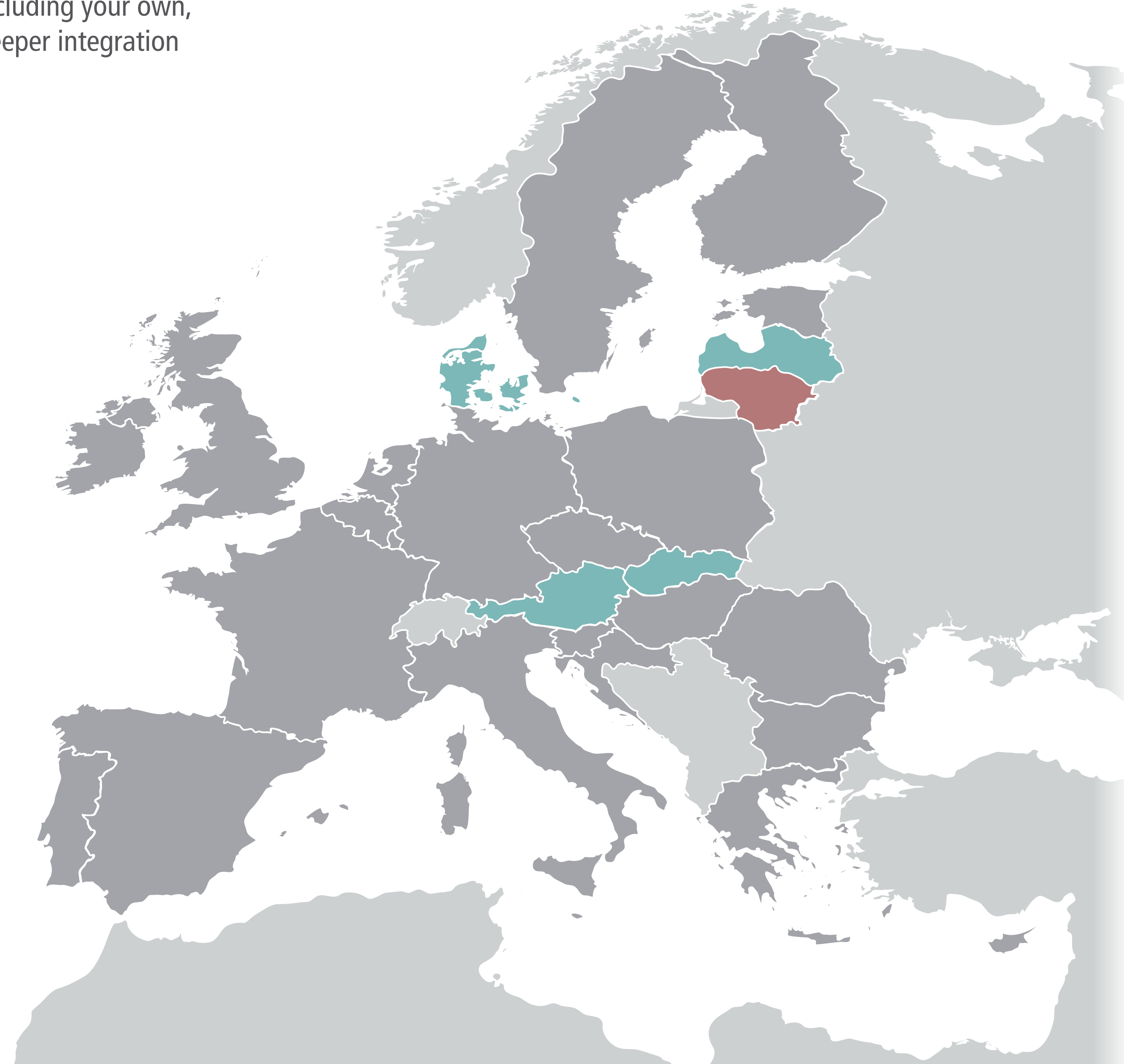
# Deeper Integration Votes for Lithuania by Lithuania Network

**Q5** "Which EU member states, including your own, are generally committed to deeper integration or 'more Europe'?"

Of 3761 votes by 703 respondents, Lithuania received 112 (3%)

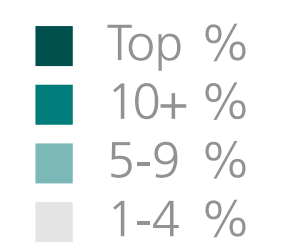
EU	<	○	Affluent Seven	<	>		
Big Six	<	>	Southern Seven	<	>		
Founding Six	<	>	Visegrád Four	<	>		
<hr/>							
Austria	<	>	○	Italy	<	>	○
Belgium	<	>	○	Latvia	<	>	○
Bulgaria	<	>	○	<b>Lithuania</b>	<	>	○
Croatia	<	>	○	Luxembourg	<	>	○
Cyprus	<	>	○	Malta	<	>	○
Czech R.	<	>	○	Netherlands	<	>	○
Denmark	<	>	○	Poland	<	>	○
Estonia	<	>	○	Portugal	<	>	○
Finland	<	>	○	Romania	<	>	○
France	<	>	○	Slovakia	<	>	○
Germany	<	>	○	Slovenia	<	>	○
Greece	<	>	○	Spain	<	>	○
Hungary	<	>	○	Sweden	<	>	○
Ireland	<	>	○	UK	<	>	○

- Preferences Overview
- Most Contacted
- Shared Interests
- Most Responsive
- Most Disappointing
- Commitment to Deeper Integration**



3%	Affluent 7	Share of votes by group
3%	Visegrád 4	
2%	Big 6	
2%	Founding 6	
2%	Southern 7	

12%	Lithuania	Share of votes by country
7%	Latvia	
6%	Slovakia	
5%	Austria	
5%	Denmark	
4%	Bulgaria	
4%	Croatia	
4%	Czech Rep.	
4%	Sweden	
3%	Estonia	
3%	France	
3%	Ireland	
3%	Romania	
2%	Germany	
2%	Hungary	
2%	Netherlands	
2%	Poland	
2%	Spain	
1%	Cyprus	
1%	Finland	
1%	Greece	
1%	Luxembourg	
1%	Portugal	
1%	Slovenia	
1%	UK	



Rounded results. 0% shares not shown.



# Deeper Integration Votes for Lithuania by Lithuania Network

**Q5** "Which EU member states, including your own, are generally committed to deeper integration or 'more Europe'?"

Of 152 votes by 23 respondents, France received the most: 20

EU	<	<input type="radio"/>	Affluent Seven	<	>
Big Six	<	>	Southern Seven	<	>
Founding Six	<	>	Visegrád Four	<	>

Austria	<	>	<input type="radio"/>	Italy	<	>	<input type="radio"/>
Belgium	<	>	<input type="radio"/>	Latvia	<	>	<input type="radio"/>
Bulgaria	<	>	<input type="radio"/>	<b>Lithuania</b>	<	>	<input checked="" type="radio"/>
Croatia	<	>	<input type="radio"/>	Luxembourg	<	>	<input type="radio"/>
Cyprus	<	>	<input type="radio"/>	Malta	<	>	<input type="radio"/>
Czech R.	<	>	<input type="radio"/>	Netherlands	<	>	<input type="radio"/>
Denmark	<	>	<input type="radio"/>	Poland	<	>	<input type="radio"/>
Estonia	<	>	<input type="radio"/>	Portugal	<	>	<input type="radio"/>
Finland	<	>	<input type="radio"/>	Romania	<	>	<input type="radio"/>
France	<	>	<input type="radio"/>	Slovakia	<	>	<input type="radio"/>
Germany	<	>	<input type="radio"/>	Slovenia	<	>	<input type="radio"/>
Greece	<	>	<input type="radio"/>	Spain	<	>	<input type="radio"/>
Hungary	<	>	<input type="radio"/>	Sweden	<	>	<input type="radio"/>
Ireland	<	>	<input type="radio"/>	UK	<	>	<input type="radio"/>

Preferences Overview

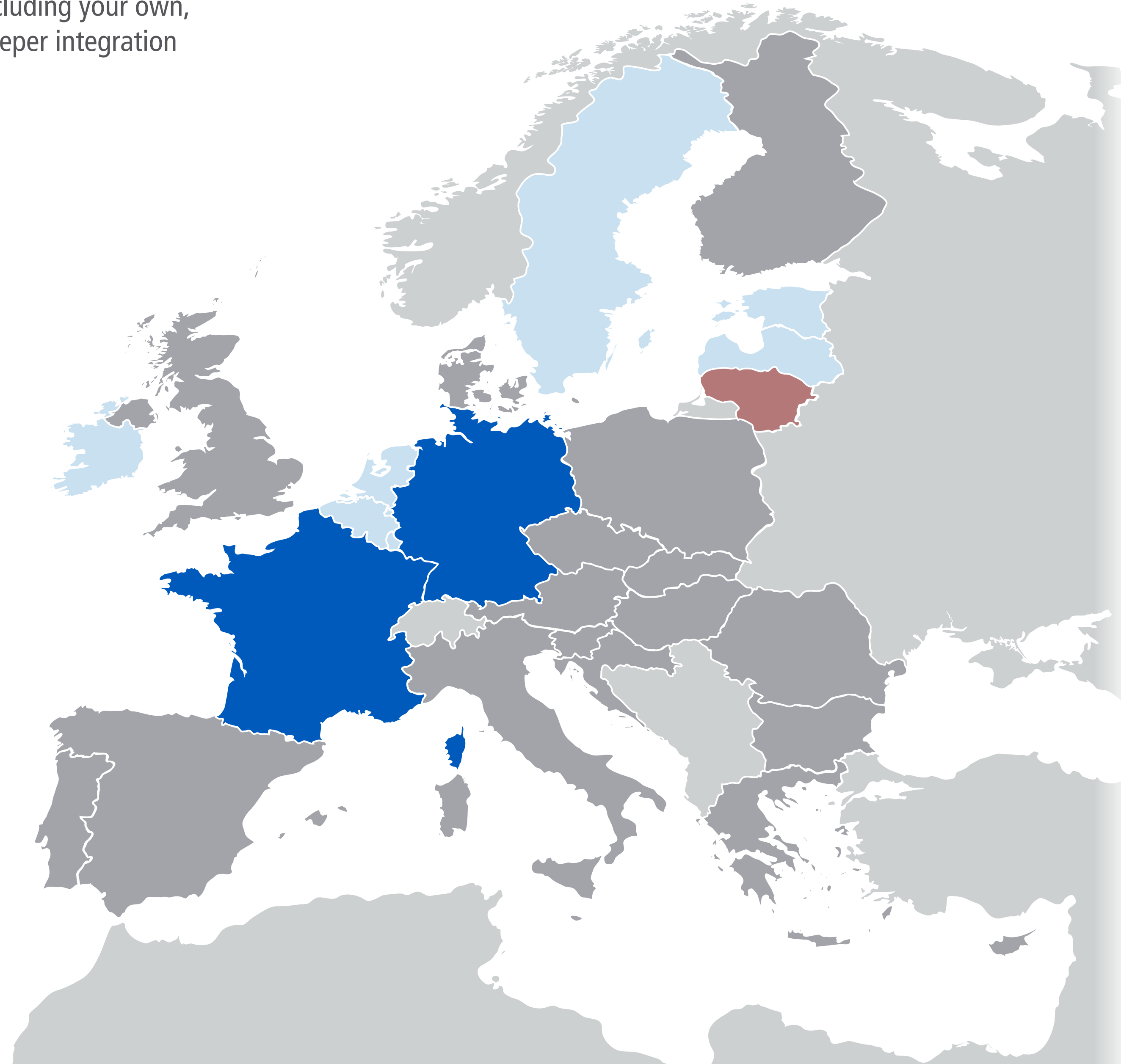
Most Contacted

Shared Interests

Most Responsive

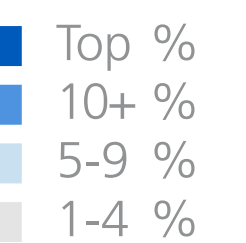
Most Disappointing

**Commitment to Deeper Integration**



45%	Founding 6	Share of votes for group
33%	Big 6	
28%	Affluent 7	
22%	Southern 7	
1%	Visegrád 4	

13%	France	Share of votes for country
13%	Germany	
12%	Lithuania	
9%	Estonia	
7%	Luxembourg	
5%	Belgium	
5%	Ireland	
5%	Latvia	
5%	Netherlands	
5%	Sweden	
4%	Finland	
4%	Spain	
3%	Italy	
2%	Romania	
1%	Austria	
1%	Bulgaria	
1%	Croatia	
1%	Cyprus	
1%	Denmark	
1%	Greece	
1%	Malta	
1%	Poland	
1%	Portugal	
1%	Slovakia	
1%	Slovenia	



Rounded results. 0% shares not shown.

# Deeper Integration Votes for Lithuania by Lithuania Network

**Q5** "Which EU member states, including your own, are generally committed to deeper integration or 'more Europe'?"

EU	<	○	Affluent Seven	<	>		
Big Six	<	>	Southern Seven	<	>		
Founding Six	<	>	Visegrád Four	<	>		
Austria	<	>	○	Italy	<	>	○
Belgium	<	>	○	Latvia	<	>	○
Bulgaria	<	>	○	<b>Lithuania</b>	<	>	●
Croatia	<	>	○	Luxembourg	<	>	○
Cyprus	<	>	○	Malta	<	>	○
Czech R.	<	>	○	Netherlands	<	>	○
Denmark	<	>	○	Poland	<	>	○
Estonia	<	>	○	Portugal	<	>	○
Finland	<	>	○	Romania	<	>	○
France	<	>	○	Slovakia	<	>	○
Germany	<	>	○	Slovenia	<	>	○
Greece	<	>	○	Spain	<	>	○
Hungary	<	>	○	Sweden	<	>	○
Ireland	<	>	○	UK	<	>	○

Preferences Overview

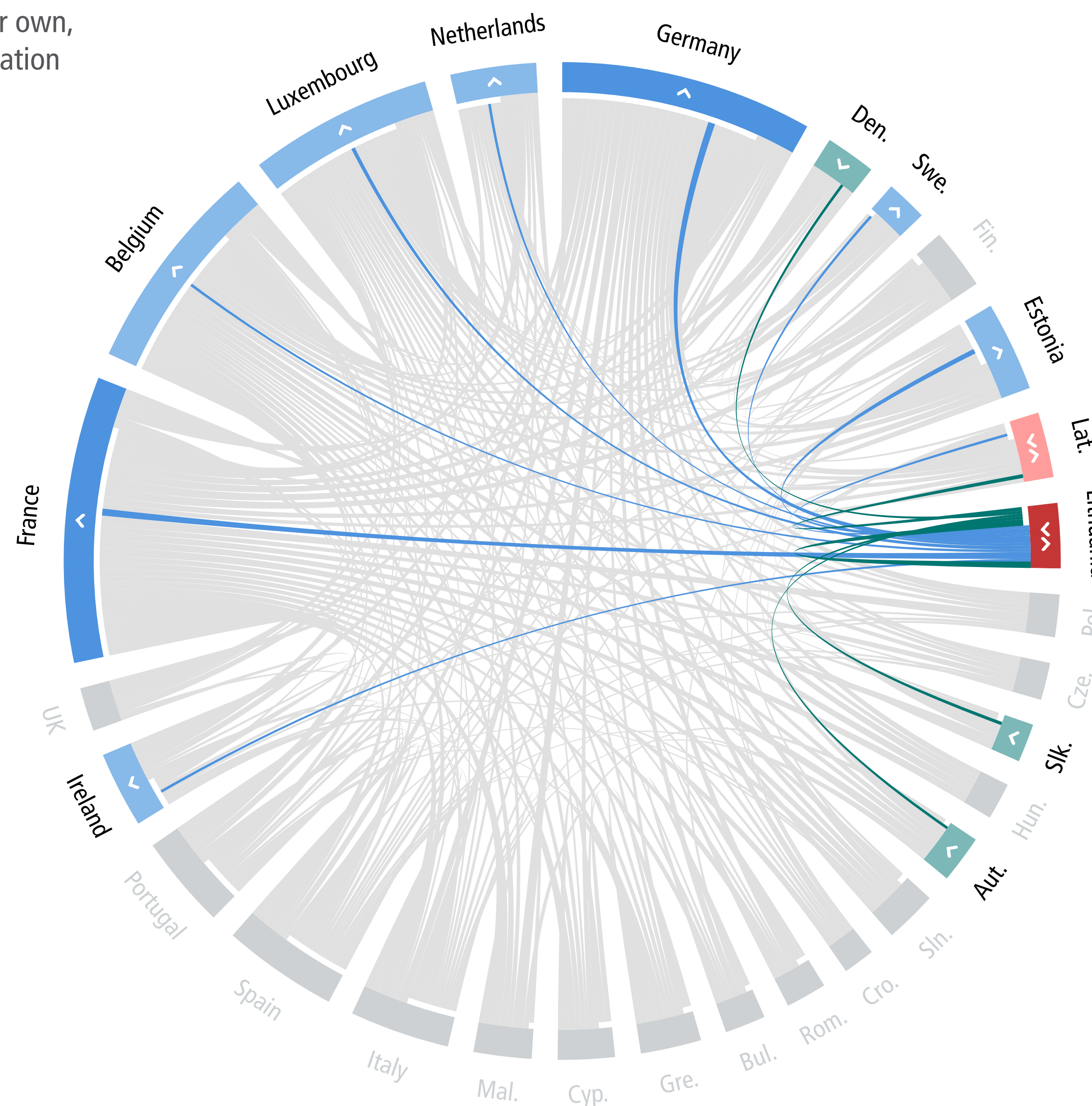
Most Contacted

Shared Interests

Most Responsive

Most Disappointing

Commitment to Deeper Integration



Shared votes

stronger share weaker share

Lit 12% ●  
Lat 7% ● Lit 5% ●

Lopsided votes

Only sending to

13% France  
13% Germany  
9% Estonia  
7% Luxembourg  
5% Belgium  
5% Ireland  
5% Netherlands  
5% Sweden

Only receiving from

6% Slovakia  
5% Austria  
5% Denmark

Rounded results. Shares below 5% not shown.



# Deeper Integration Votes for Luxembourg by Luxembourg Network

**Q5** "Which EU member states, including your own, are generally committed to deeper integration or 'more Europe'?"

Of 3761 votes by 703 respondents, Luxembourg received 330 (8.8%)

EU	<	○	Affluent Seven	<	>
Big Six	<	>	Southern Seven	<	>
Founding Six	<	>	Visegrád Four	<	>

Austria	<	>	○	Italy	<	>	○
Belgium	<	>	○	Latvia	<	>	○
Bulgaria	<	>	○	Lithuania	<	>	○
Croatia	<	>	○	<b>Luxembourg</b>	<	>	○
Cyprus	<	>	○	Malta	<	>	○
Czech R.	<	>	○	Netherlands	<	>	○
Denmark	<	>	○	Poland	<	>	○
Estonia	<	>	○	Portugal	<	>	○
Finland	<	>	○	Romania	<	>	○
France	<	>	○	Slovakia	<	>	○
Germany	<	>	○	Slovenia	<	>	○
Greece	<	>	○	Spain	<	>	○
Hungary	<	>	○	Sweden	<	>	○
Ireland	<	>	○	UK	<	>	○

Preferences Overview

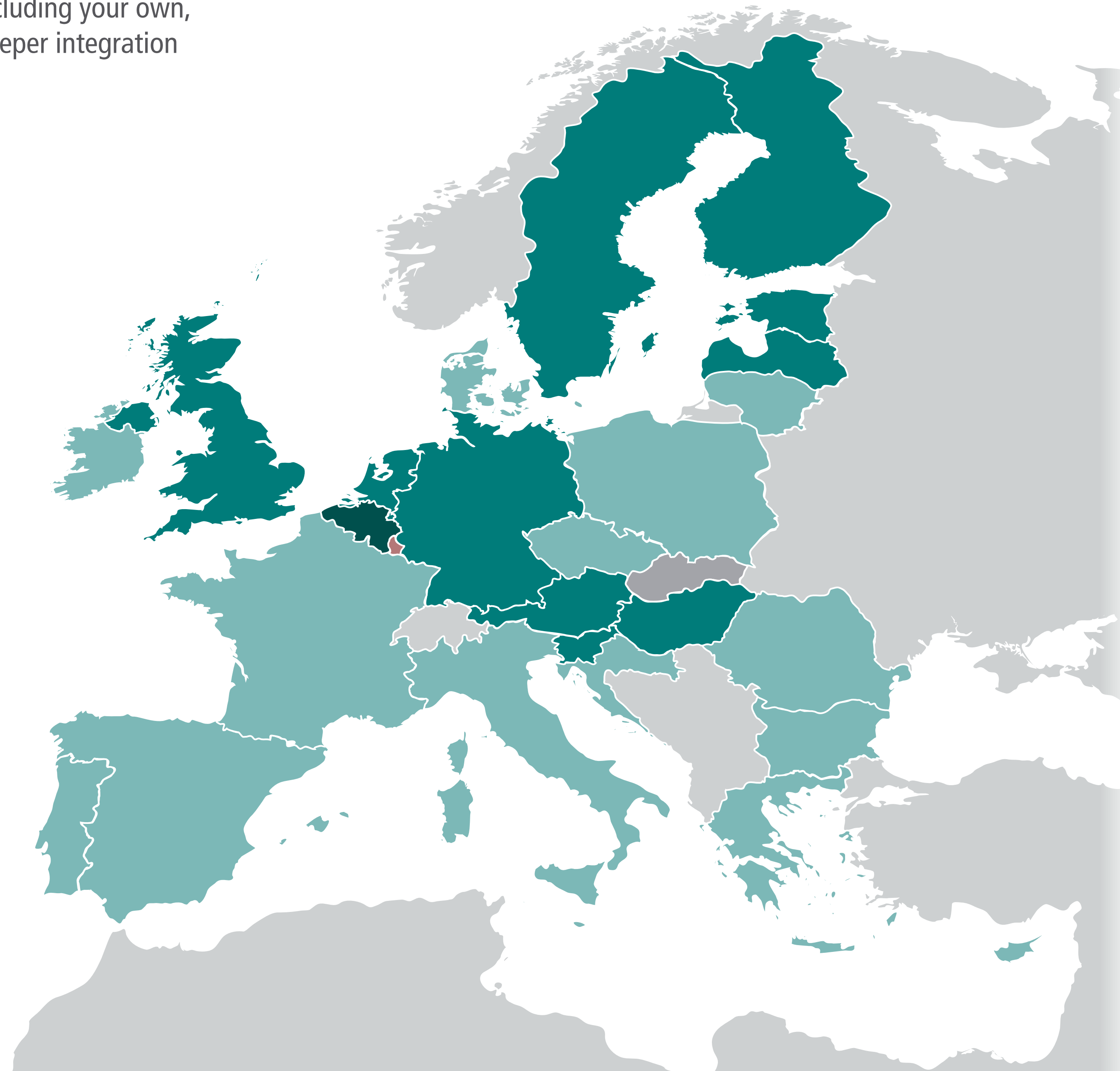
Most Contacted

Shared Interests

Most Responsive

Most Disappointing

**Commitment to Deeper Integration**



11%	Affluent 7	Share of votes by group
10%	Founding 6	
9%	Big 6	
9%	Visegrád 4	
7%	Southern 7	

15%	Belgium	Share of votes by country
14%	Hungary	
13%	Luxembourg	
13%	UK	
12%	Finland	
12%	Germany	
11%	Estonia	
11%	Sweden	
10%	Austria	
10%	Latvia	
10%	Netherlands	
10%	Slovenia	
9%	Cyprus	
9%	Malta	
9%	Poland	
8%	Croatia	
8%	Czech Rep.	
8%	France	
8%	Greece	
8%	Ireland	
7%	Denmark	
7%	Lithuania	
7%	Spain	
5%	Bulgaria	
5%	Italy	
5%	Portugal	
5%	Romania	
4%	Slovakia	

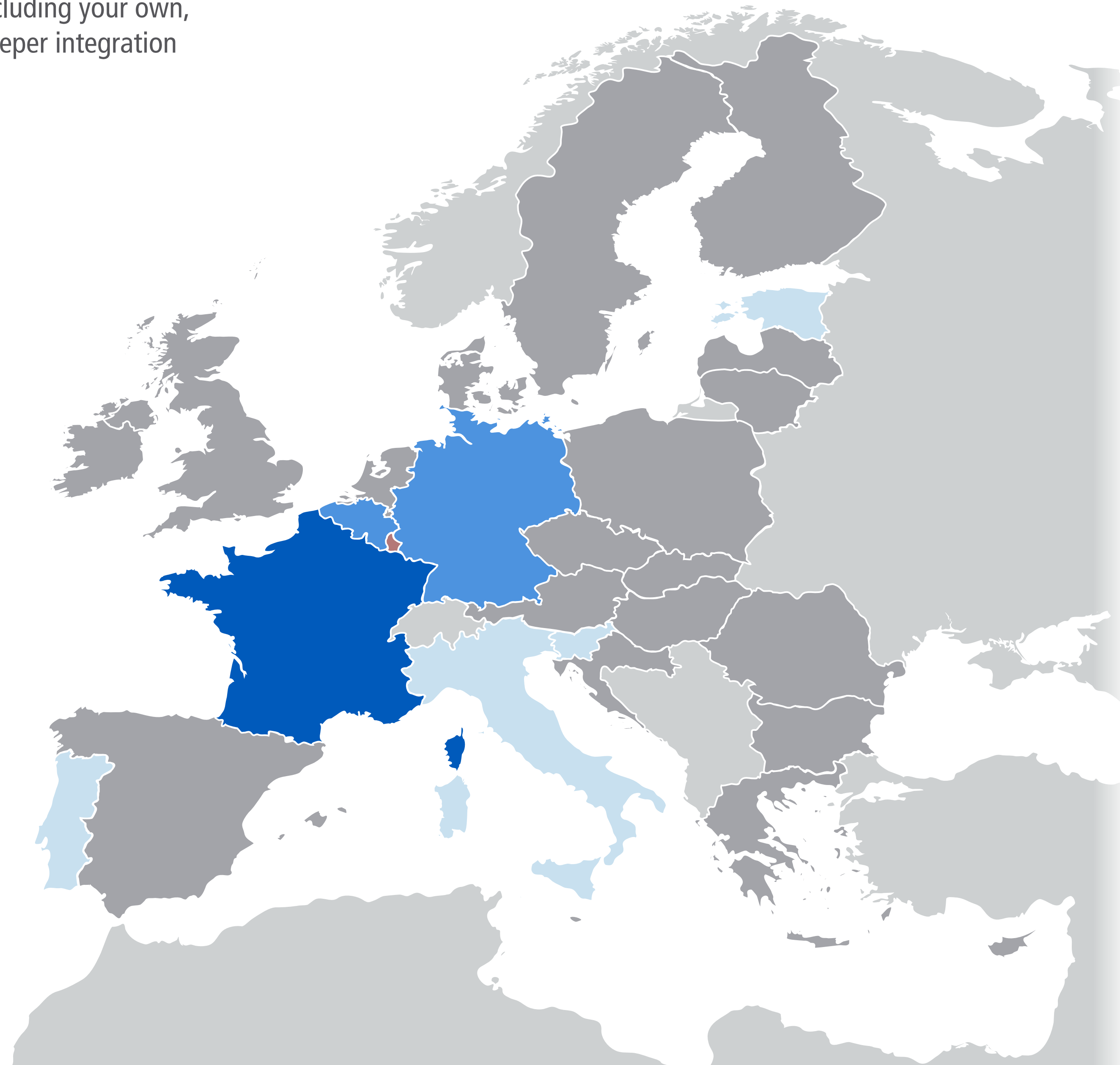
Rounded results. 0% shares not shown.

# Deeper Integration Votes for Luxembourg by Luxembourg Network

**Q5** "Which EU member states, including your own, are generally committed to deeper integration or 'more Europe'?"

EU	<	○	Affluent Seven	<	>		
Big Six	<	>	Southern Seven	<	>		
Founding Six	<	>	Visegrád Four	<	>		
Austria	<	>	○	Italy	<	>	○
Belgium	<	>	○	Latvia	<	>	○
Bulgaria	<	>	○	Lithuania	<	>	○
Croatia	<	>	○	<b>Luxembourg</b>	<	>	○
Cyprus	<	>	○	Malta	<	>	○
Czech R.	<	>	○	Netherlands	<	>	○
Denmark	<	>	○	Poland	<	>	○
Estonia	<	>	○	Portugal	<	>	○
Finland	<	>	○	Romania	<	>	○
France	<	>	○	Slovakia	<	>	○
Germany	<	>	○	Slovenia	<	>	○
Greece	<	>	○	Spain	<	>	○
Hungary	<	>	○	Sweden	<	>	○
Ireland	<	>	○	UK	<	>	○

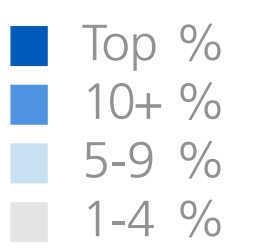
- Preferences Overview
- Most Contacted
- Shared Interests
- Most Responsive
- Most Disappointing
- Commitment to Deeper Integration**



Of 82 votes by 15 respondents, France received the most: 12

62%	Founding 6	Share of votes for group
39%	Southern 7	
35%	Big 6	
32%	Affluent 7	

15%	France	Share of votes for country
13%	Belgium	
13%	Luxembourg	
11%	Germany	
7%	Portugal	
6%	Italy	
5%	Estonia	
5%	Slovenia	
4%	Malta	
4%	Netherlands	
4%	Spain	
2%	Croatia	
2%	Greece	
1%	Bulgaria	
1%	Cyprus	
1%	Finland	
1%	Ireland	
1%	Latvia	
1%	Lithuania	
1%	Romania	



Rounded results. 0% shares not shown.



# Deeper Integration Votes for Luxembourg by Luxembourg Network

**Q5** "Which EU member states, including your own, are generally committed to deeper integration or 'more Europe'?"

EU	<	○	Affluent Seven	<	>		
Big Six	<	>	Southern Seven	<	>		
Founding Six	<	>	Visegrád Four	<	>		
Austria	<	>	○	Italy	<	>	○
Belgium	<	>	○	Latvia	<	>	○
Bulgaria	<	>	○	Lithuania	<	>	○
Croatia	<	>	○	<b>Luxembourg</b>	<	>	●
Cyprus	<	>	○	Malta	<	>	○
Czech R.	<	>	○	Netherlands	<	>	○
Denmark	<	>	○	Poland	<	>	○
Estonia	<	>	○	Portugal	<	>	○
Finland	<	>	○	Romania	<	>	○
France	<	>	○	Slovakia	<	>	○
Germany	<	>	○	Slovenia	<	>	○
Greece	<	>	○	Spain	<	>	○
Hungary	<	>	○	Sweden	<	>	○
Ireland	<	>	○	UK	<	>	○

Preferences Overview

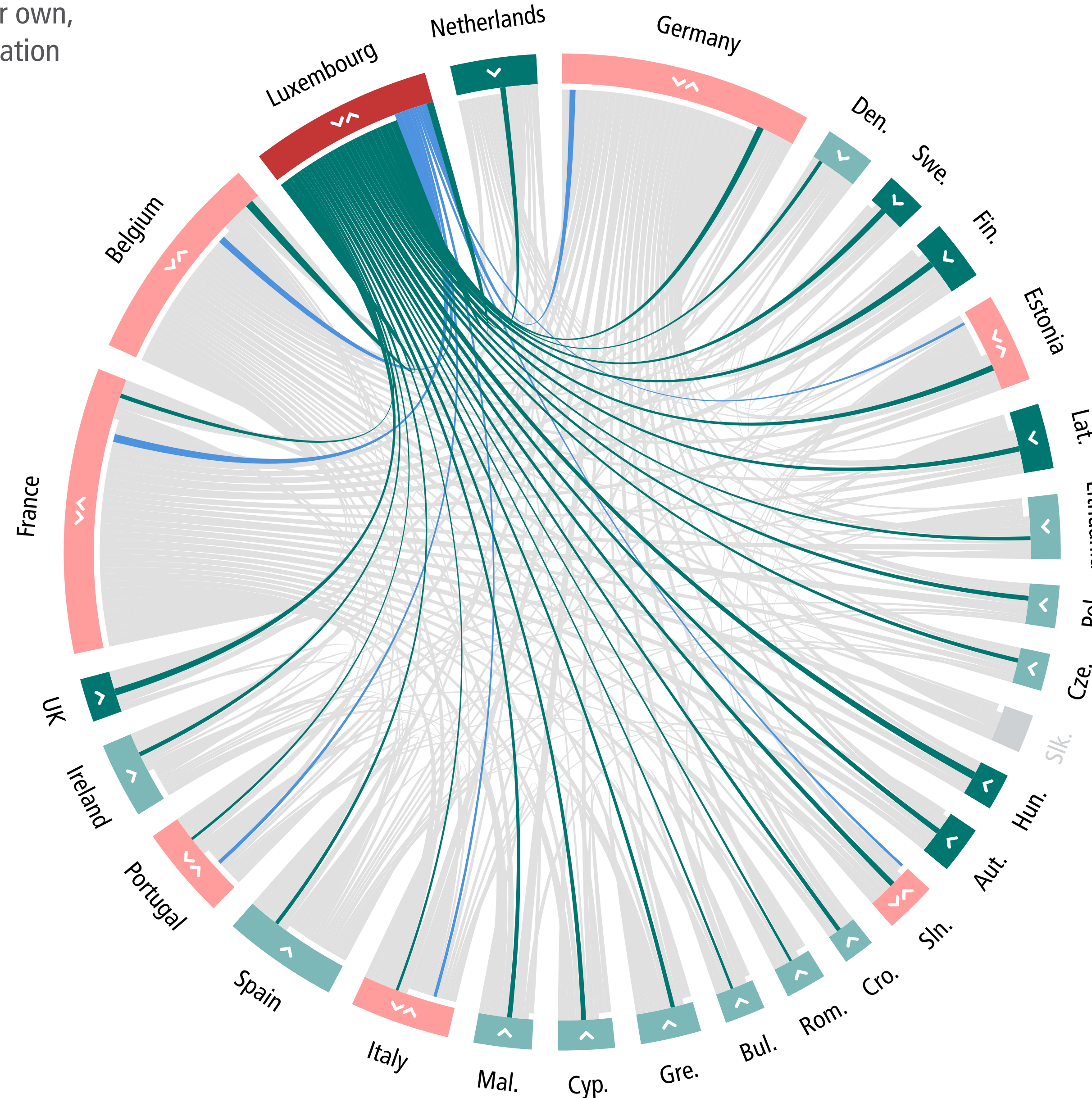
Most Contacted

Shared Interests

Most Responsive

Most Disappointing

Commitment to Deeper Integration



Shared votes

stronger share	weaker share
Bel 15%	Lux 13%
Lux 13%	
Lux 15%	Fra 8%
Ger 12%	Lux 11%
Est 11%	Lux 5%
Sln 10%	Lux 5%
Lux 7%	Por 5%
Lux 6%	Ita 5%

Lopsided votes

Only receiving from

14%	Hungary
13%	UK
12%	Finland
11%	Sweden
10%	Austria
10%	Latvia
10%	Netherlands
9%	Cyprus
9%	Malta
9%	Poland
9%	Croatia
8%	Czech Rep.
8%	Greece
8%	Ireland
7%	Denmark
7%	Lithuania
7%	Spain
5%	Bulgaria
5%	Romania

Rounded results. Shares below 5% not shown.



# Deeper Integration Votes for Malta by Malta Network

**Q5** "Which EU member states, including your own, are generally committed to deeper integration or 'more Europe'?"

EU	< ○	Affluent Seven	< >
Big Six	< >	Southern Seven	< >
Founding Six	< >	Visegrád Four	< >

---

Austria	< > ○	Italy	< > ○
Belgium	< > ○	Latvia	< > ○
Bulgaria	< > ○	Lithuania	< > ○
Croatia	< > ○	Luxembourg	< > ○
Cyprus	< > ○	<b>Malta</b>	< <b>&lt;</b> > ○
Czech R.	< > ○	Netherlands	< > ○
Denmark	< > ○	Poland	< > ○
Estonia	< > ○	Portugal	< > ○
Finland	< > ○	Romania	< > ○
France	< > ○	Slovakia	< > ○
Germany	< > ○	Slovenia	< > ○
Greece	< > ○	Spain	< > ○
Hungary	< > ○	Sweden	< > ○
Ireland	< > ○	UK	< > ○

Preferences Overview

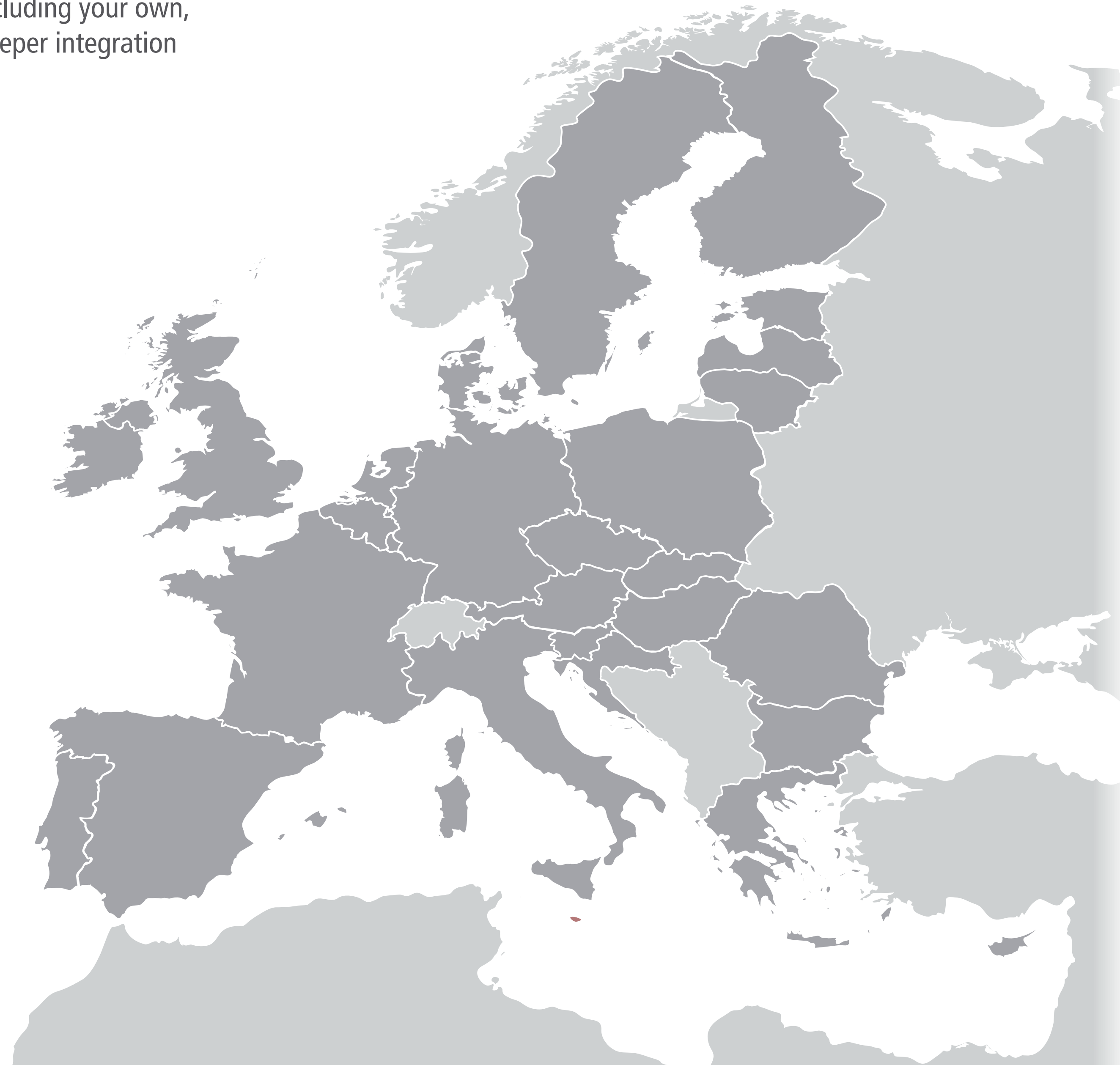
Most Contacted

Shared Interests

Most Responsive

Most Disappointing

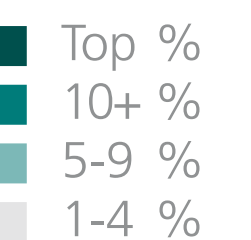
**Commitment to Deeper Integration**



Of 3761 votes by 703 respondents, Malta received 32 (0.9%)

1%	Affluent 7	Share of votes by group
1%	Founding 6	
1%	Southern 7	
1%	Visegrád 4	

9%	Malta	Share of votes by country
4%	Luxembourg	
3%	Cyprus	
3%	Slovenia	
1%	Austria	
1%	Bulgaria	
1%	Czech Rep.	
1%	Greece	
1%	Hungary	
1%	Ireland	
1%	Italy	
1%	Lithuania	
1%	Netherlands	
1%	Poland	
1%	Portugal	
1%	Slovakia	
1%	Sweden	
1%	UK	



Rounded results. 0% shares not shown.

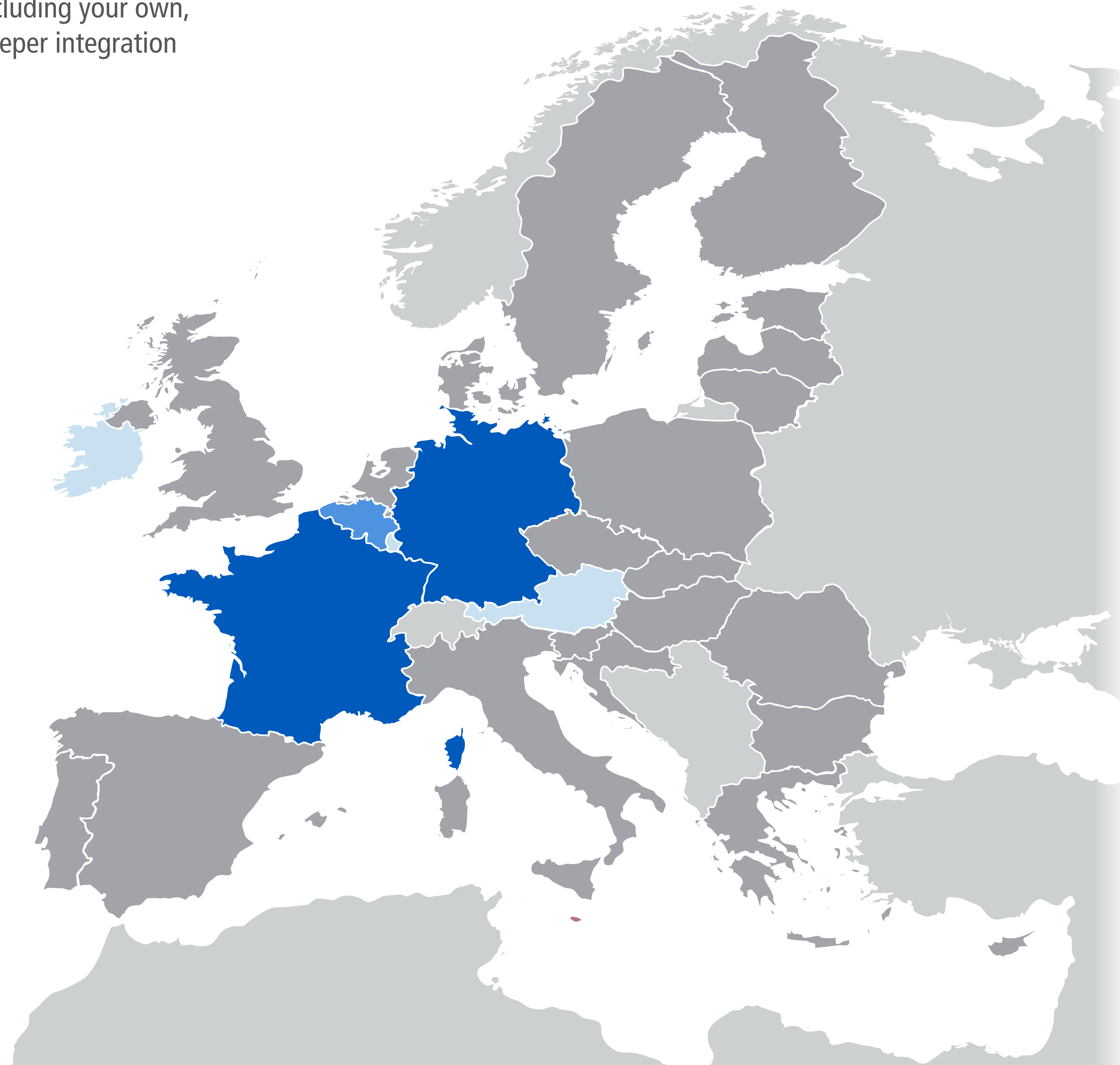


# Deeper Integration Votes for Malta by Malta Network

**Q5** "Which EU member states, including your own, are generally committed to deeper integration or 'more Europe'?"

EU	<	<input type="radio"/>	Affluent Seven	<	>		
Big Six	<	>	Southern Seven	<	>		
Founding Six	<	>	Visegrád Four	<	>		
Austria	<	>	<input type="radio"/>	Italy	<	>	<input type="radio"/>
Belgium	<	>	<input type="radio"/>	Latvia	<	>	<input type="radio"/>
Bulgaria	<	>	<input type="radio"/>	Lithuania	<	>	<input type="radio"/>
Croatia	<	>	<input type="radio"/>	Luxembourg	<	>	<input type="radio"/>
Cyprus	<	>	<input type="radio"/>	<b>Malta</b>	<	>	<input checked="" type="radio"/>
Czech R.	<	>	<input type="radio"/>	Netherlands	<	>	<input type="radio"/>
Denmark	<	>	<input type="radio"/>	Poland	<	>	<input type="radio"/>
Estonia	<	>	<input type="radio"/>	Portugal	<	>	<input type="radio"/>
Finland	<	>	<input type="radio"/>	Romania	<	>	<input type="radio"/>
France	<	>	<input type="radio"/>	Slovakia	<	>	<input type="radio"/>
Germany	<	>	<input type="radio"/>	Slovenia	<	>	<input type="radio"/>
Greece	<	>	<input type="radio"/>	Spain	<	>	<input type="radio"/>
Hungary	<	>	<input type="radio"/>	Sweden	<	>	<input type="radio"/>
Ireland	<	>	<input type="radio"/>	UK	<	>	<input type="radio"/>

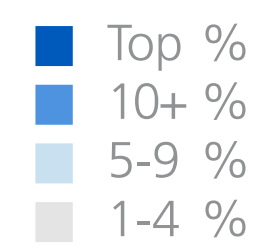
- Preferences Overview
- Most Contacted
- Shared Interests
- Most Responsive
- Most Disappointing
- Commitment to Deeper Integration**



Of 23 votes by 10 respondents, France received the most: 5

65%	Founding 6	Share of votes for group
43%	Big 6	
30%	Affluent 7	
30%	Southern 7	
4%	Visegrád 4	

22%	France	Share of votes for country
22%	Germany	
13%	Belgium	
9%	Austria	
9%	Ireland	
9%	Luxembourg	
9%	Malta	
4%	Romania	
4%	Slovakia	



Rounded results. 0% shares not shown.

# Deeper Integration Votes for Malta by Malta Network

**Q5** "Which EU member states, including your own, are generally committed to deeper integration or 'more Europe'?"

EU	<	○	Affluent Seven	<	>		
Big Six	<	>	Southern Seven	<	>		
Founding Six	<	>	Visegrád Four	<	>		
Austria	<	>	○	Italy	<	>	○
Belgium	<	>	○	Latvia	<	>	○
Bulgaria	<	>	○	Lithuania	<	>	○
Croatia	<	>	○	Luxembourg	<	>	○
Cyprus	<	>	○	<b>Malta</b>	<	>	●
Czech R.	<	>	○	Netherlands	<	>	○
Denmark	<	>	○	Poland	<	>	○
Estonia	<	>	○	Portugal	<	>	○
Finland	<	>	○	Romania	<	>	○
France	<	>	○	Slovakia	<	>	○
Germany	<	>	○	Slovenia	<	>	○
Greece	<	>	○	Spain	<	>	○
Hungary	<	>	○	Sweden	<	>	○
Ireland	<	>	○	UK	<	>	○

Preferences Overview

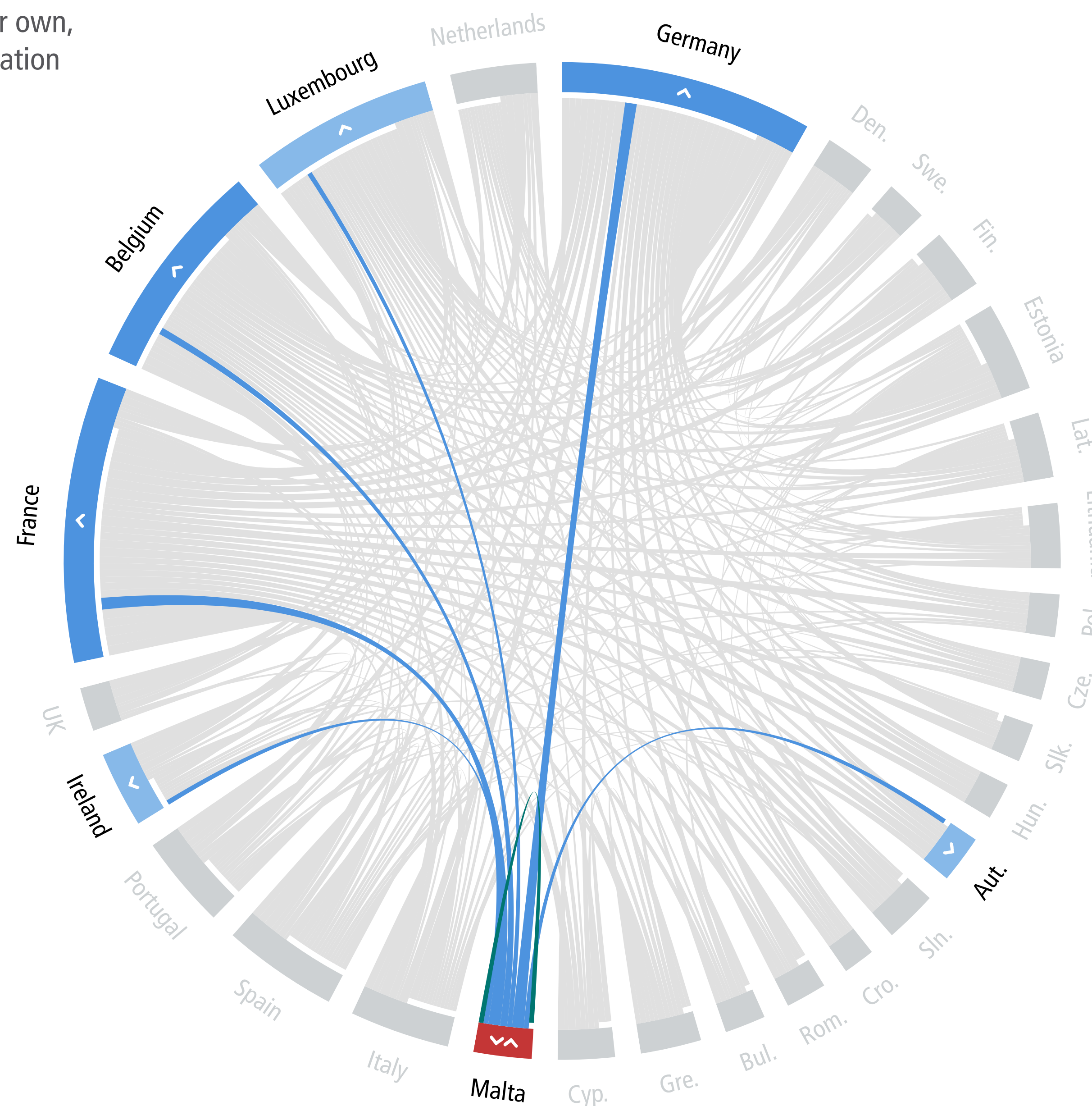
Most Contacted

Shared Interests

Most Responsive

Most Disappointing

Commitment to Deeper Integration



Shared votes  
stronger share weaker share  
Mal 9%

Lopsided votes

Only sending to  
22% France  
22% Germany  
13% Belgium  
9% Austria  
9% Ireland  
9% Luxembourg

Rounded results. Shares below 5% not shown.



# Deeper Integration Votes for Netherlands by Netherlands Network

**Q5** "Which EU member states, including your own, are generally committed to deeper integration or 'more Europe'?"

Of 3761 votes by 703 respondents, Netherlands received 172 (4.6%)

EU	<	○	Affluent Seven	<	>
Big Six	<	>	Southern Seven	<	>
Founding Six	<	>	Visegrád Four	<	>

Austria	<	>	○	Italy	<	>	○
Belgium	<	>	○	Latvia	<	>	○
Bulgaria	<	>	○	Lithuania	<	>	○
Croatia	<	>	○	Luxembourg	<	>	○
Cyprus	<	>	○	Malta	<	>	○
Czech R.	<	>	○	<b>Netherlands</b>	<	>	○
Denmark	<	>	○	Poland	<	>	○
Estonia	<	>	○	Portugal	<	>	○
Finland	<	>	○	Romania	<	>	○
France	<	>	○	Slovakia	<	>	○
Germany	<	>	○	Slovenia	<	>	○
Greece	<	>	○	Spain	<	>	○
Hungary	<	>	○	Sweden	<	>	○
Ireland	<	>	○	UK	<	>	○

Preferences Overview

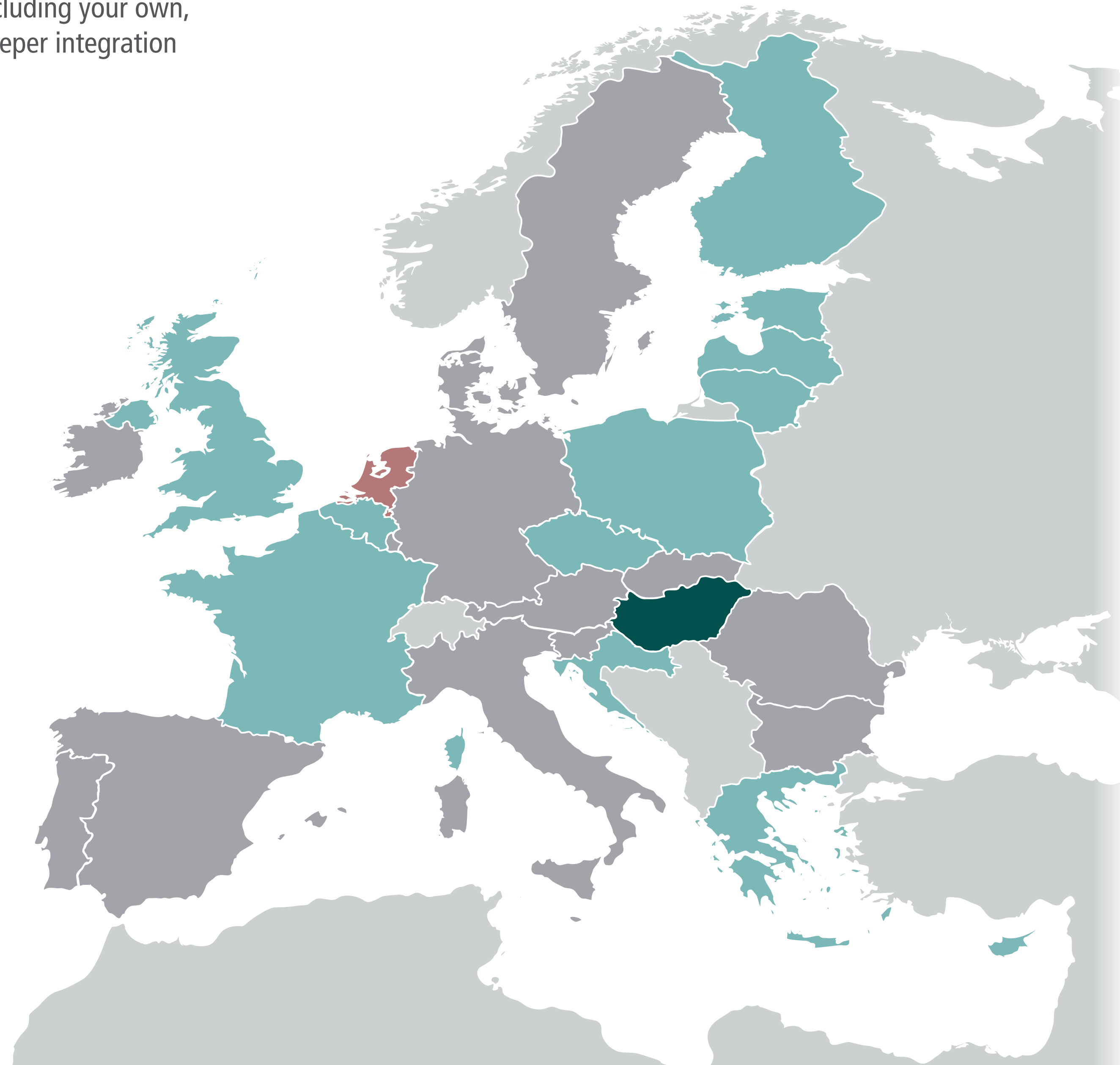
Most Contacted

Shared Interests

Most Responsive

Most Disappointing

**Commitment to Deeper Integration**



7%	Visegrád 4	Share of votes by group
4%	Affluent 7	
4%	Big 6	
4%	Founding 6	
4%	Southern 7	

9%	Hungary	Share of votes by country
8%	Greece	
8%	Latvia	
7%	Poland	
6%	Belgium	
6%	Czech Rep.	
6%	Estonia	
6%	France	
5%	Croatia	
5%	Cyprus	
5%	Finland	
5%	Lithuania	
5%	UK	
4%	Ireland	
4%	Luxembourg	
4%	Netherlands	
4%	Romania	
4%	Slovakia	
4%	Slovenia	
4%	Sweden	
3%	Austria	
3%	Bulgaria	
3%	Denmark	
3%	Germany	
3%	Spain	
2%	Italy	
1%	Portugal	

Rounded results. 0% shares not shown.

# Deeper Integration Votes for Netherlands by Netherlands Network

**Q5** "Which EU member states, including your own, are generally committed to deeper integration or 'more Europe'?"

Of 125 votes by 27 respondents, France received the most: 24

EU	<	○	Affluent Seven	<	>
Big Six	<	>	Southern Seven	<	>
Founding Six	<	>	Visegrád Four	<	>

Austria	<	>	○	Italy	<	>	○
Belgium	<	>	○	Latvia	<	>	○
Bulgaria	<	>	○	Lithuania	<	>	○
Croatia	<	>	○	Luxembourg	<	>	○
Cyprus	<	>	○	Malta	<	>	○
Czech R.	<	>	○	<b>Netherlands</b>	<	>	○
Denmark	<	>	○	Poland	<	>	○
Estonia	<	>	○	Portugal	<	>	○
Finland	<	>	○	Romania	<	>	○
France	<	>	○	Slovakia	<	>	○
Germany	<	>	○	Slovenia	<	>	○
Greece	<	>	○	Spain	<	>	○
Hungary	<	>	○	Sweden	<	>	○
Ireland	<	>	○	UK	<	>	○

Preferences Overview

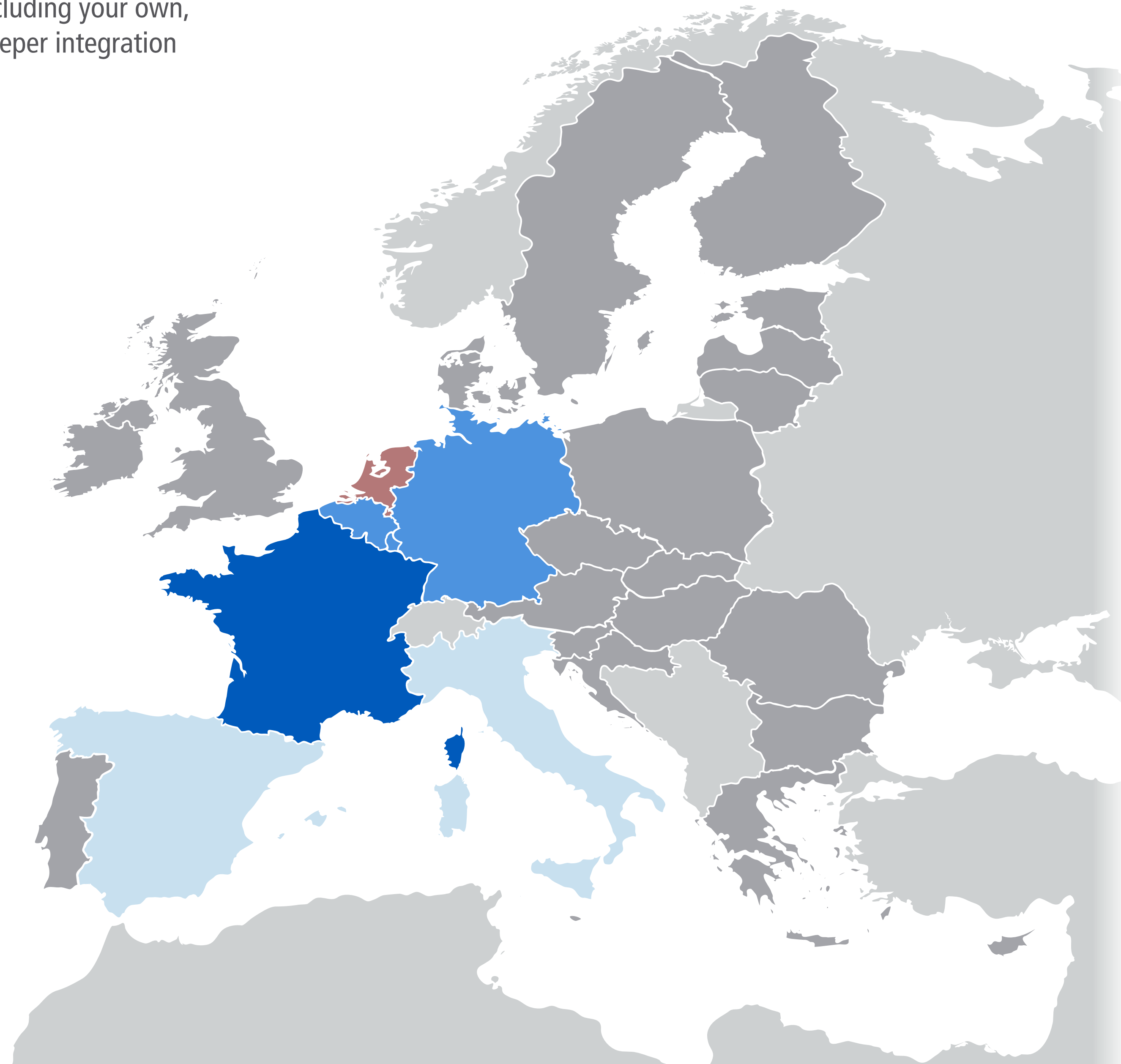
Most Contacted

Shared Interests

Most Responsive

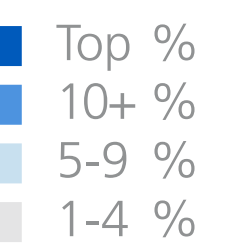
Most Disappointing

**Commitment to Deeper Integration**



66%	Founding 6	Share of votes for group
47%	Big 6	
39%	Southern 7	
35%	Affluent 7	

19%	France	Share of votes for country
14%	Germany	
13%	Belgium	
10%	Luxembourg	
7%	Italy	
7%	Spain	
4%	Netherlands	
4%	Portugal	
3%	Finland	
3%	Ireland	
3%	Sweden	
2%	Bulgaria	
2%	Denmark	
2%	Estonia	
2%	Latvia	
2%	Lithuania	
2%	Slovenia	
1%	Austria	
1%	Greece	
1%	Malta	



Rounded results. 0% shares not shown.



# Deeper Integration Votes for Netherlands by Netherlands Network

**Q5** "Which EU member states, including your own, are generally committed to deeper integration or 'more Europe'?"

EU	<	○	Affluent Seven	<	>
Big Six	<	>	Southern Seven	<	>
Founding Six	<	>	Visegrád Four	<	>

---

Austria	<	>	○	Italy	<	>	○
Belgium	<	>	○	Latvia	<	>	○
Bulgaria	<	>	○	Lithuania	<	>	○
Croatia	<	>	○	Luxembourg	<	>	○
Cyprus	<	>	○	Malta	<	>	○
Czech R.	<	>	○	<b>Netherlands</b>	<	>	●
Denmark	<	>	○	Poland	<	>	○
Estonia	<	>	○	Portugal	<	>	○
Finland	<	>	○	Romania	<	>	○
France	<	>	○	Slovakia	<	>	○
Germany	<	>	○	Slovenia	<	>	○
Greece	<	>	○	Spain	<	>	○
Hungary	<	>	○	Sweden	<	>	○
Ireland	<	>	○	UK	<	>	○

Preferences Overview

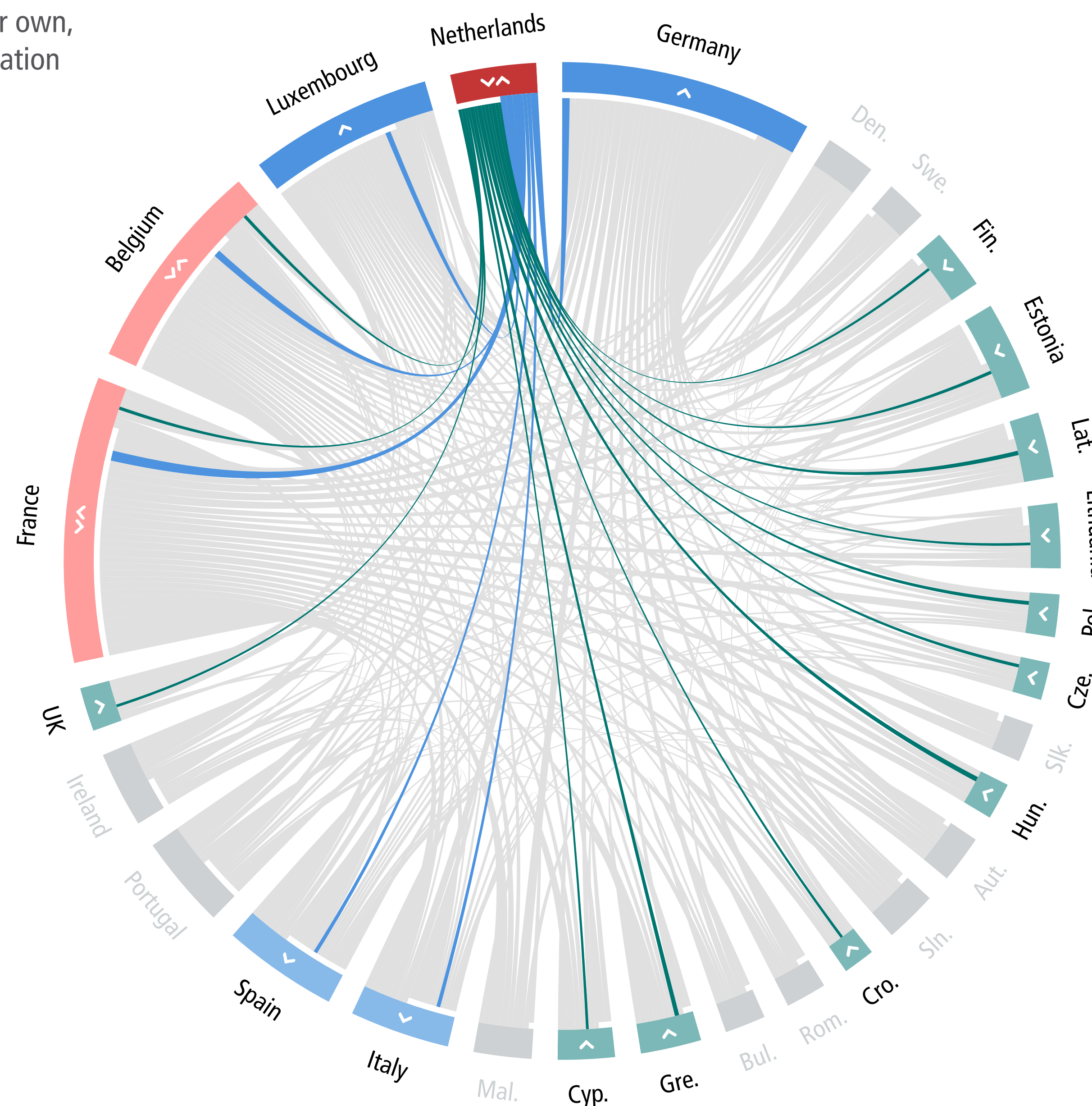
Most Contacted

Shared Interests

Most Responsive

Most Disappointing

Commitment to Deeper Integration



**Shared votes**

stronger share    weaker share

Net 19%    Fra 6%    ●  
 Net 13%    Bel 6%    ●

**Lopsided votes**

**Only sending to**

14%    Germany  
 10%    Luxembourg  
 7%    Italy  
 7%    Spain

**Only receiving from**

9%    Hungary  
 8%    Greece  
 8%    Latvia  
 7%    Poland  
 6%    Czech Rep.  
 6%    Estonia  
 5%    Croatia  
 5%    Cyprus  
 5%    Finland  
 5%    Lithuania  
 5%    UK

Rounded results. Shares below 5% not shown.

# Deeper Integration Votes for Poland by Poland Network

**Q5** "Which EU member states, including your own, are generally committed to deeper integration or 'more Europe'?"

EU	<	○	Affluent Seven	<	>		
Big Six	<	>	Southern Seven	<	>		
Founding Six	<	>	Visegrád Four	<	>		
<hr/>							
Austria	<	>	○	Italy	<	>	○
Belgium	<	>	○	Latvia	<	>	○
Bulgaria	<	>	○	Lithuania	<	>	○
Croatia	<	>	○	Luxembourg	<	>	○
Cyprus	<	>	○	Malta	<	>	○
Czech R.	<	>	○	Netherlands	<	>	○
Denmark	<	>	○	<b>Poland</b>	<	>	○
Estonia	<	>	○	Portugal	<	>	○
Finland	<	>	○	Romania	<	>	○
France	<	>	○	Slovakia	<	>	○
Germany	<	>	○	Slovenia	<	>	○
Greece	<	>	○	Spain	<	>	○
Hungary	<	>	○	Sweden	<	>	○
Ireland	<	>	○	UK	<	>	○

Preferences Overview

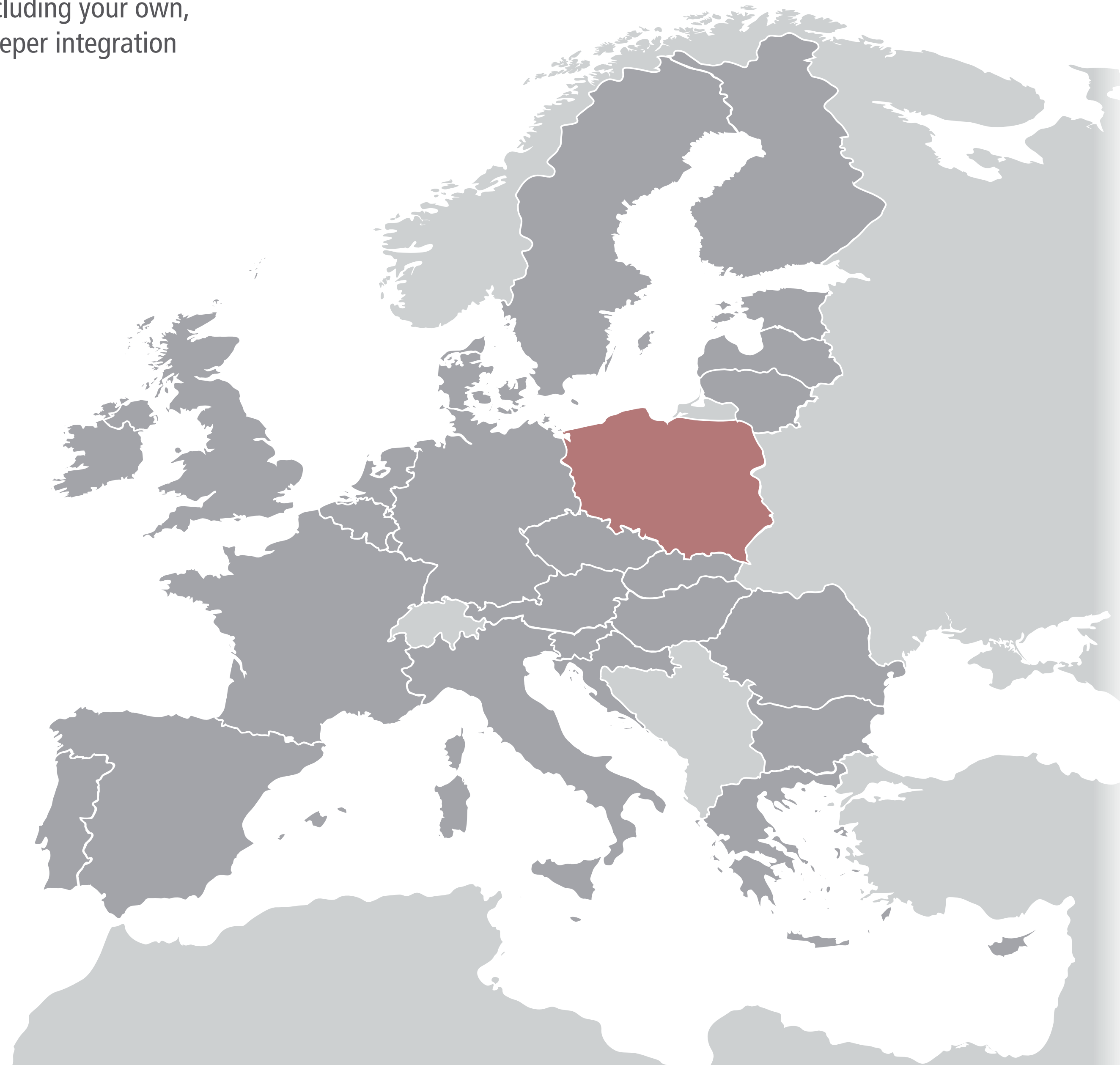
Most Contacted

Shared Interests

Most Responsive

Most Disappointing

**Commitment to Deeper Integration**

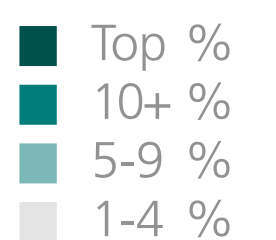


Of 3761 votes by 703 respondents, Poland received 14 (0.4%)

Share of votes by group

2%	Estonia
2%	Romania
2%	UK
1%	Cyprus
1%	Denmark
1%	Latvia
1%	Lithuania
1%	Poland

Share of votes by country



Rounded results. 0% shares not shown.



# Deeper Integration Votes for Poland by Poland Network

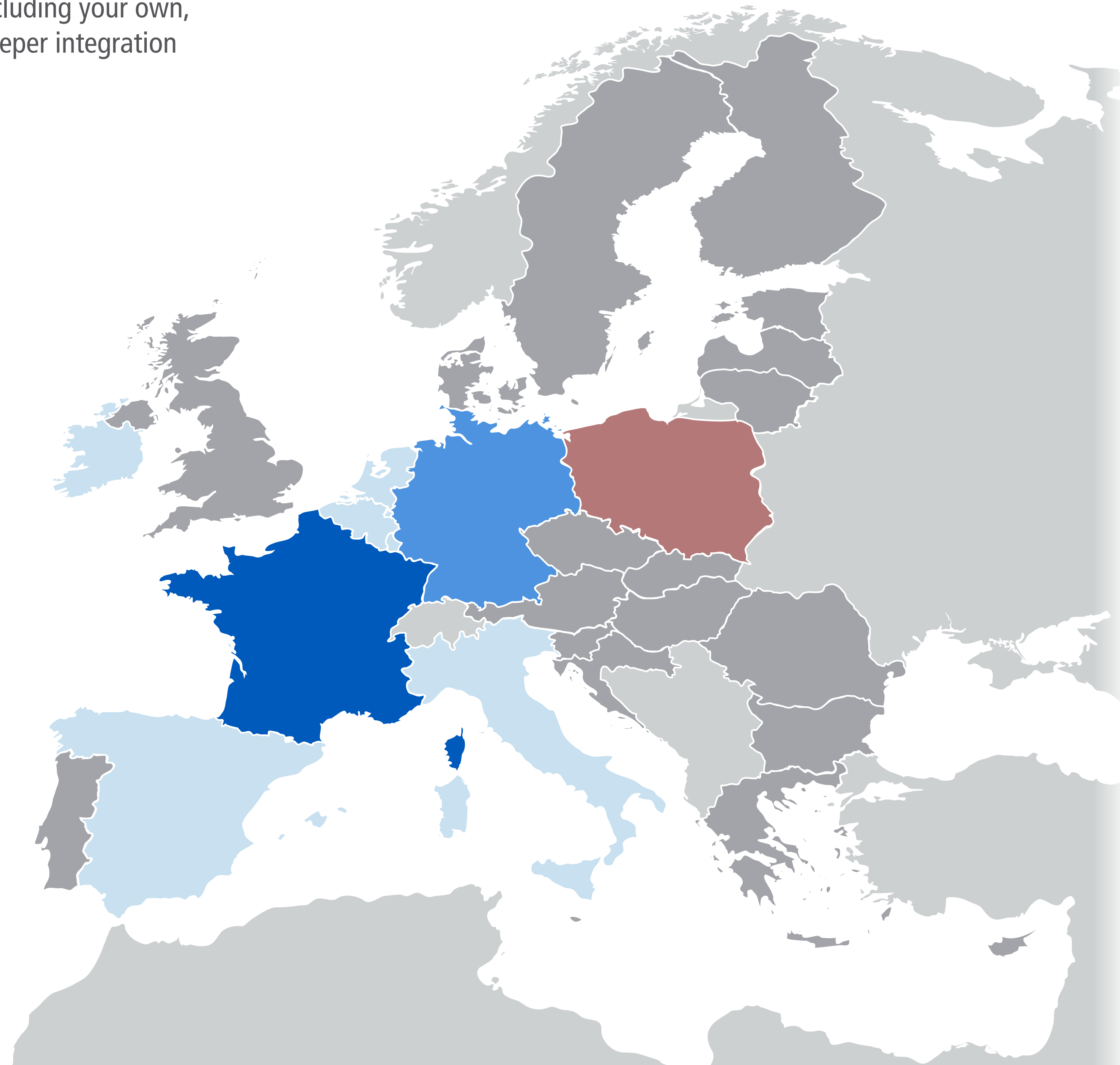
**Q5** "Which EU member states, including your own, are generally committed to deeper integration or 'more Europe'?"

EU	<	○	Affluent Seven	<	>
Big Six	<	>	Southern Seven	<	>
Founding Six	<	>	Visegrád Four	<	>

---

Austria	<	>	○	Italy	<	>	○
Belgium	<	>	○	Latvia	<	>	○
Bulgaria	<	>	○	Lithuania	<	>	○
Croatia	<	>	○	Luxembourg	<	>	○
Cyprus	<	>	○	Malta	<	>	○
Czech R.	<	>	○	Netherlands	<	>	○
Denmark	<	>	○	<b>Poland</b>	<	<b>&gt;</b>	○
Estonia	<	>	○	Portugal	<	>	○
Finland	<	>	○	Romania	<	>	○
France	<	>	○	Slovakia	<	>	○
Germany	<	>	○	Slovenia	<	>	○
Greece	<	>	○	Spain	<	>	○
Hungary	<	>	○	Sweden	<	>	○
Ireland	<	>	○	UK	<	>	○

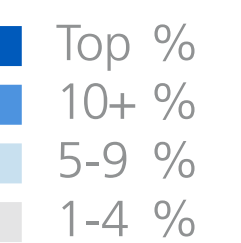
- Preferences Overview
- Most Contacted
- Shared Interests
- Most Responsive
- Most Disappointing
- Commitment to Deeper Integration**



Of 175 votes by 38 respondents, France received the most: 33

64%	Founding 6	Share of votes for group
47%	Big 6	
34%	Southern 7	
28%	Affluent 7	
2%	Visegrád 4	

19%	France	Share of votes for country
16%	Germany	
9%	Luxembourg	
8%	Belgium	
7%	Netherlands	
6%	Spain	
5%	Ireland	
5%	Italy	
4%	Latvia	
3%	Estonia	
2%	Finland	
2%	Lithuania	
2%	Portugal	
2%	Romania	
2%	Slovenia	
2%	Sweden	
1%	Bulgaria	
1%	Croatia	
1%	Greece	
1%	Malta	
1%	Poland	
1%	Slovakia	



Rounded results. 0% shares not shown.

# Deeper Integration Votes for Poland by Poland Network

**Q5** "Which EU member states, including your own, are generally committed to deeper integration or 'more Europe'?"

EU	<	○	Affluent Seven	<	>		
Big Six	<	>	Southern Seven	<	>		
Founding Six	<	>	Visegrád Four	<	>		
Austria	<	>	○	Italy	<	>	○
Belgium	<	>	○	Latvia	<	>	○
Bulgaria	<	>	○	Lithuania	<	>	○
Croatia	<	>	○	Luxembourg	<	>	○
Cyprus	<	>	○	Malta	<	>	○
Czech R.	<	>	○	Netherlands	<	>	○
Denmark	<	>	○	<b>Poland</b>	<	>	●
Estonia	<	>	○	Portugal	<	>	○
Finland	<	>	○	Romania	<	>	○
France	<	>	○	Slovakia	<	>	○
Germany	<	>	○	Slovenia	<	>	○
Greece	<	>	○	Spain	<	>	○
Hungary	<	>	○	Sweden	<	>	○
Ireland	<	>	○	UK	<	>	○

Preferences Overview

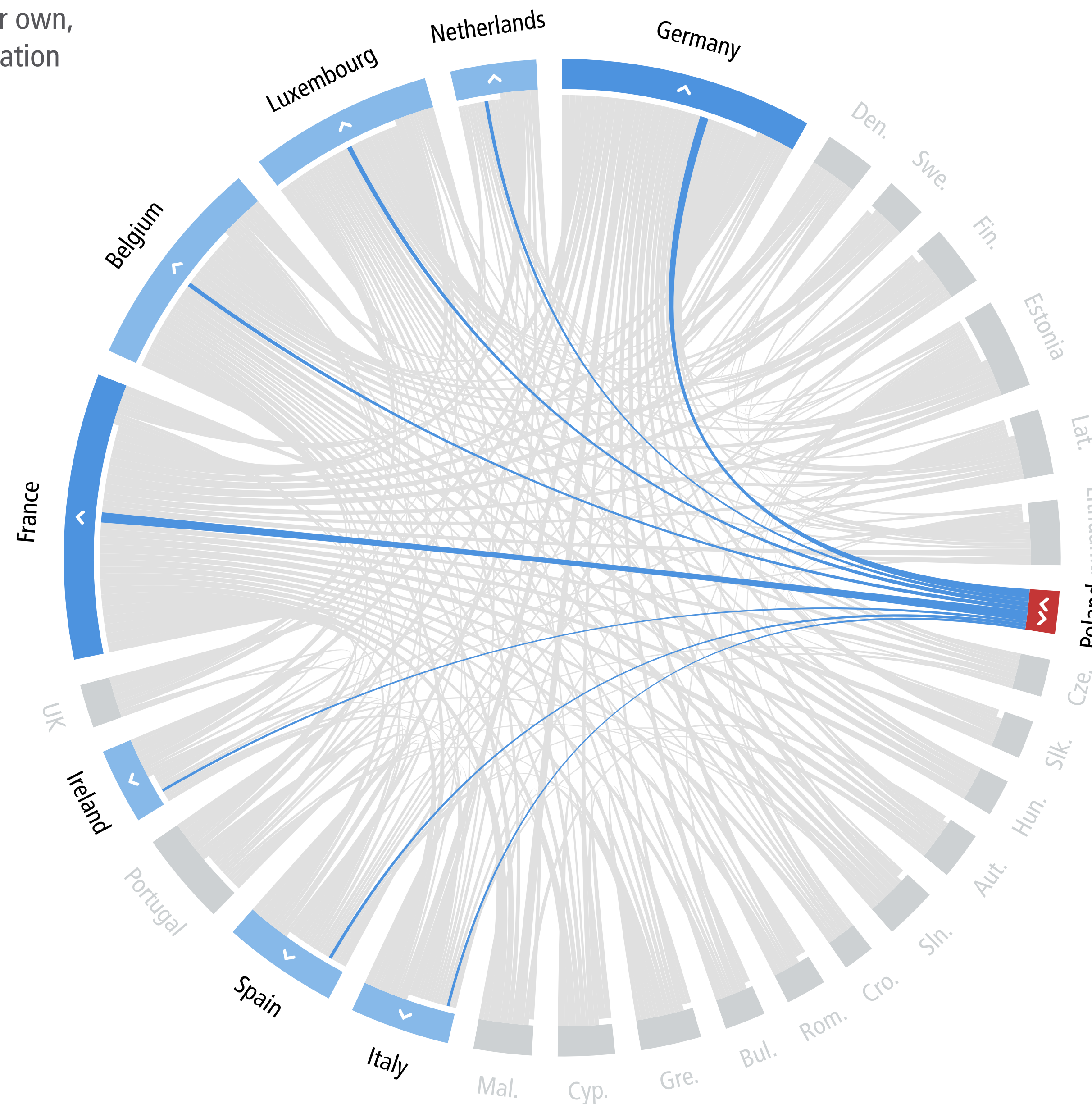
Most Contacted

Shared Interests

Most Responsive

Most Disappointing

Commitment to Deeper Integration



Lopsided votes

> Only sending to

19%	France
16%	Germany
9%	Luxembourg
8%	Belgium
7%	Netherlands
6%	Spain
5%	Ireland
5%	Italy

Rounded results. Shares below 5% not shown.



# Deeper Integration Votes for Portugal by Portugal Network

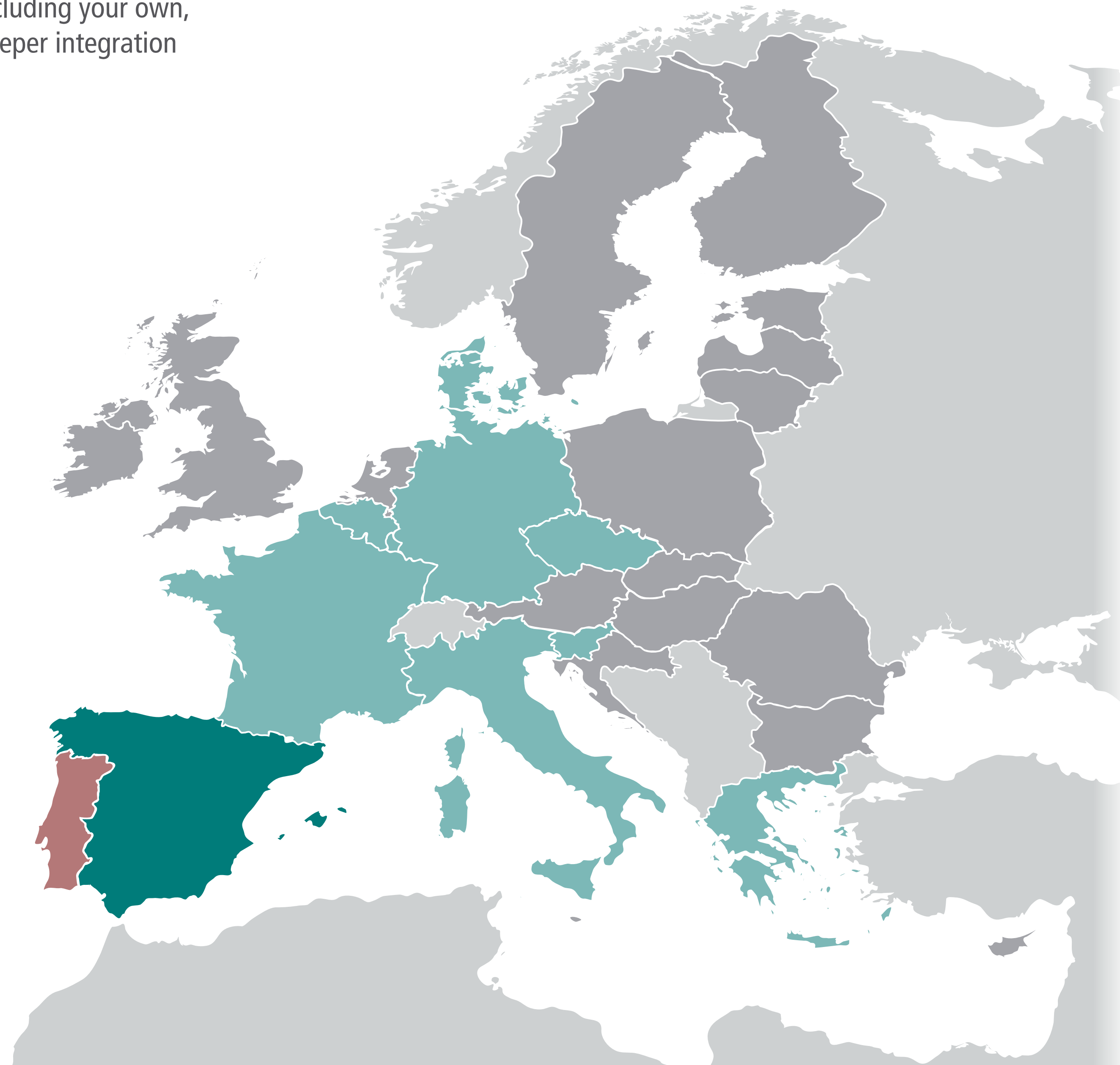
**Q5** "Which EU member states, including your own, are generally committed to deeper integration or 'more Europe'?"

EU	<	○	Affluent Seven	<	>
Big Six	<	>	Southern Seven	<	>
Founding Six	<	>	Visegrád Four	<	>

---

Austria	<	>	○	Italy	<	>	○
Belgium	<	>	○	Latvia	<	>	○
Bulgaria	<	>	○	Lithuania	<	>	○
Croatia	<	>	○	Luxembourg	<	>	○
Cyprus	<	>	○	Malta	<	>	○
Czech R.	<	>	○	Netherlands	<	>	○
Denmark	<	>	○	Poland	<	>	○
Estonia	<	>	○	<b>Portugal</b>	<	>	○
Finland	<	>	○	Romania	<	>	○
France	<	>	○	Slovakia	<	>	○
Germany	<	>	○	Slovenia	<	>	○
Greece	<	>	○	Spain	<	>	○
Hungary	<	>	○	Sweden	<	>	○
Ireland	<	>	○	UK	<	>	○

- Preferences Overview
- Most Contacted
- Shared Interests
- Most Responsive
- Most Disappointing
- Commitment to Deeper Integration**



Of 3761 votes by 703 respondents, Portugal received 173 (4.6%)

8%	Southern 7	Share of votes by group
6%	Big 6	
6%	Founding 6	
4%	Affluent 7	
3%	Visegrád 4	

15%	Portugal	Share of votes by country
14%	Spain	
7%	Germany	
7%	Greece	
7%	Luxembourg	
6%	Belgium	
6%	Denmark	
6%	France	
5%	Czech Rep.	
5%	Italy	
5%	Slovenia	
4%	Croatia	
4%	Netherlands	
4%	UK	
3%	Austria	
3%	Cyprus	
3%	Finland	
3%	Hungary	
3%	Ireland	
2%	Bulgaria	
2%	Estonia	
2%	Latvia	
2%	Poland	
2%	Romania	
2%	Sweden	
1%	Lithuania	
1%	Slovakia	

Rounded results. 0% shares not shown.

# Deeper Integration Votes for Portugal by Portugal Network

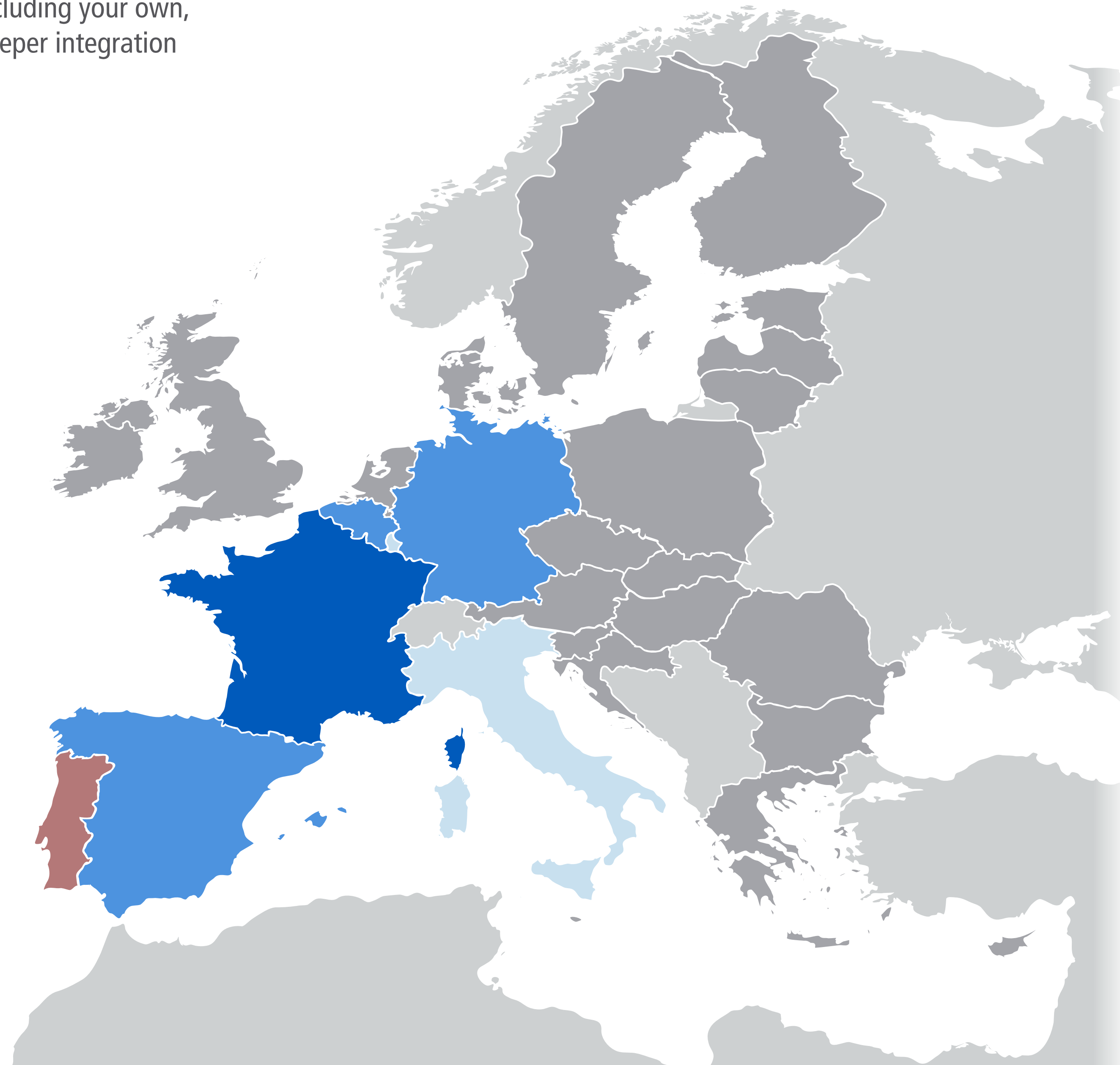
**Q5** "Which EU member states, including your own, are generally committed to deeper integration or 'more Europe'?"

EU	< ○ >	Affluent Seven	< >
Big Six	< >	Southern Seven	< >
Founding Six	< >	Visegrád Four	< >

---

Austria	< > ○	Italy	< > ○
Belgium	< > ○	Latvia	< > ○
Bulgaria	< > ○	Lithuania	< > ○
Croatia	< > ○	Luxembourg	< > ○
Cyprus	< > ○	Malta	< > ○
Czech R.	< > ○	Netherlands	< > ○
Denmark	< > ○	Poland	< > ○
Estonia	< > ○	<b>Portugal</b>	< <b>&gt;</b> ○
Finland	< > ○	Romania	< > ○
France	< > ○	Slovakia	< > ○
Germany	< > ○	Slovenia	< > ○
Greece	< > ○	Spain	< > ○
Hungary	< > ○	Sweden	< > ○
Ireland	< > ○	UK	< > ○

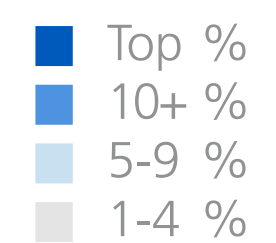
- Preferences Overview
- Most Contacted
- Shared Interests
- Most Responsive
- Most Disappointing
- Commitment to Deeper Integration**



Of 99 votes by 20 respondents, France received the most: 17

59%	Southern 7	Share of votes for group
56%	Founding 6	
51%	Big 6	
17%	Affluent 7	
3%	Visegrád 4	

17%	France	Share of votes for country
15%	Portugal	
13%	Germany	
12%	Spain	
11%	Belgium	
8%	Italy	
5%	Luxembourg	
4%	Greece	
2%	Ireland	
2%	Slovakia	
2%	Slovenia	
1%	Bulgaria	
1%	Croatia	
1%	Cyprus	
1%	Czech Rep.	
1%	Latvia	
1%	Lithuania	
1%	Malta	
1%	Netherlands	



Rounded results. 0% shares not shown.



# Deeper Integration Votes for Portugal by Portugal Network

**Q5** "Which EU member states, including your own, are generally committed to deeper integration or 'more Europe'?"

EU	<	○	Affluent Seven	<	>		
Big Six	<	>	Southern Seven	<	>		
Founding Six	<	>	Visegrád Four	<	>		
Austria	<	>	○	Italy	<	>	○
Belgium	<	>	○	Latvia	<	>	○
Bulgaria	<	>	○	Lithuania	<	>	○
Croatia	<	>	○	Luxembourg	<	>	○
Cyprus	<	>	○	Malta	<	>	○
Czech R.	<	>	○	Netherlands	<	>	○
Denmark	<	>	○	Poland	<	>	○
Estonia	<	>	○	<b>Portugal</b>	<	>	●
Finland	<	>	○	Romania	<	>	○
France	<	>	○	Slovakia	<	>	○
Germany	<	>	○	Slovenia	<	>	○
Greece	<	>	○	Spain	<	>	○
Hungary	<	>	○	Sweden	<	>	○
Ireland	<	>	○	UK	<	>	○

Preferences Overview

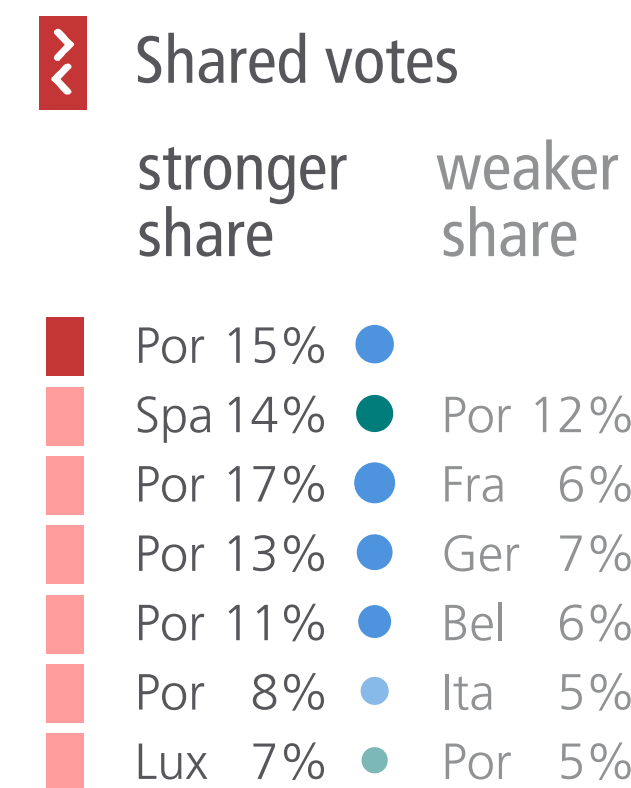
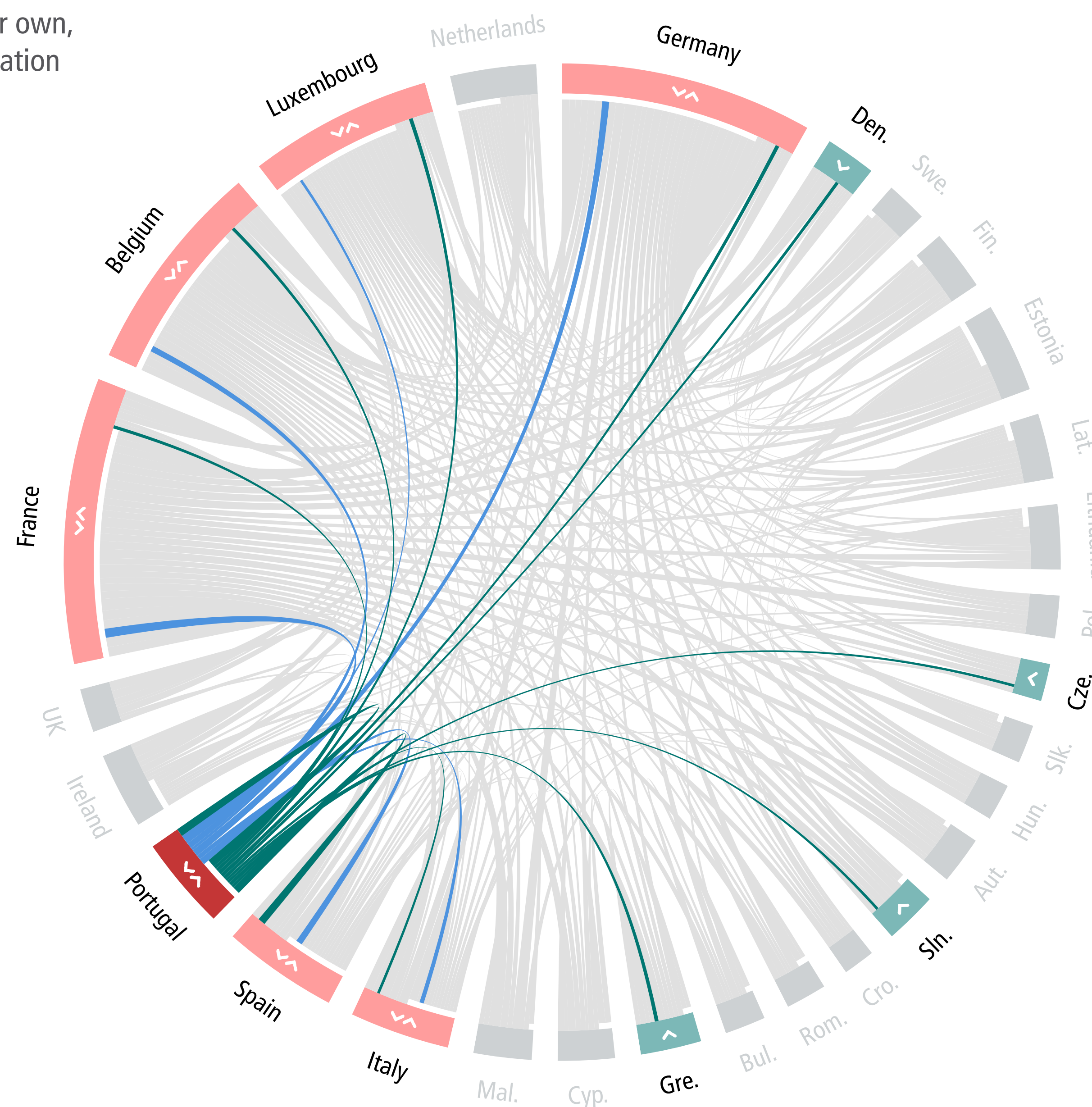
Most Contacted

Shared Interests

Most Responsive

Most Disappointing

Commitment to Deeper Integration



Lopsided votes



Rounded results. Shares below 5% not shown.

# Deeper Integration Votes for Romania by Romania Network

**Q5** "Which EU member states, including your own, are generally committed to deeper integration or 'more Europe'?"

EU	<	○	Affluent Seven	<	>
Big Six	<	>	Southern Seven	<	>
Founding Six	<	>	Visegrád Four	<	>

---

Austria	<	>	○	Italy	<	>	○
Belgium	<	>	○	Latvia	<	>	○
Bulgaria	<	>	○	Lithuania	<	>	○
Croatia	<	>	○	Luxembourg	<	>	○
Cyprus	<	>	○	Malta	<	>	○
Czech R.	<	>	○	Netherlands	<	>	○
Denmark	<	>	○	Poland	<	>	○
Estonia	<	>	○	Portugal	<	>	○
Finland	<	>	○	<b>Romania</b>	<	>	○
France	<	>	○	Slovakia	<	>	○
Germany	<	>	○	Slovenia	<	>	○
Greece	<	>	○	Spain	<	>	○
Hungary	<	>	○	Sweden	<	>	○
Ireland	<	>	○	UK	<	>	○

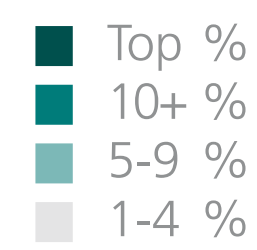
- Preferences Overview
- Most Contacted
- Shared Interests
- Most Responsive
- Most Disappointing
- Commitment to Deeper Integration**



Of 3761 votes by 703 respondents, Romania received 73 (1.9%)

2%	Visegrád 4	Share of votes by group
1%	Affluent 7	
1%	Big 6	
1%	Founding 6	
1%	Southern 7	

13%	Romania	Share of votes by country
7%	Bulgaria	
4%	Malta	
3%	Croatia	
3%	Czech Rep.	
2%	Latvia	
2%	Lithuania	
2%	Poland	
2%	Slovakia	
2%	Slovenia	
1%	Belgium	
1%	Cyprus	
1%	Finland	
1%	France	
1%	Germany	
1%	Hungary	
1%	Ireland	
1%	Italy	
1%	Luxembourg	
1%	Spain	
1%	Sweden	
1%	UK	



Rounded results. 0% shares not shown.



# Deeper Integration Votes for Romania by Romania Network

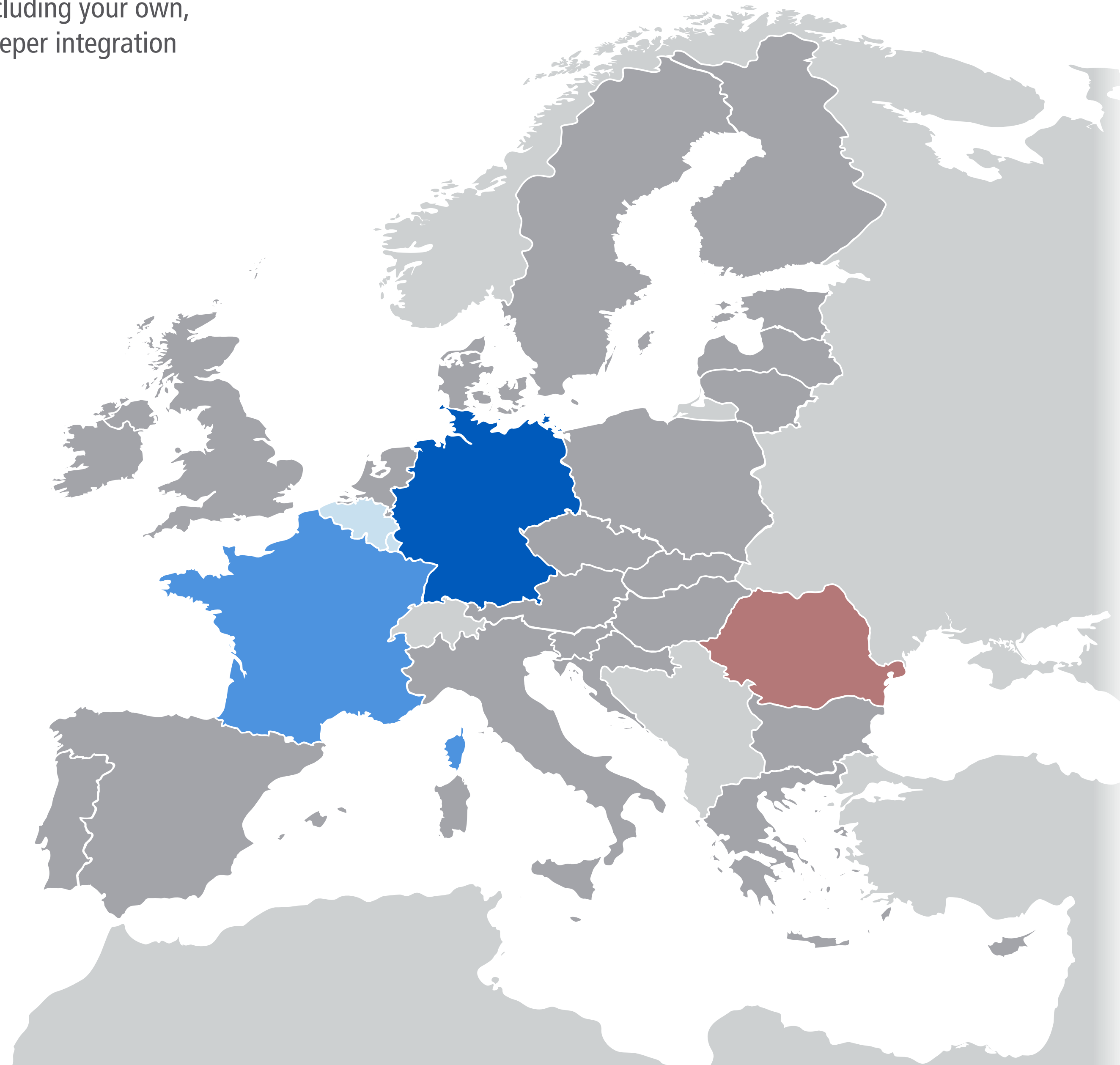
**Q5** "Which EU member states, including your own, are generally committed to deeper integration or 'more Europe'?"

EU	<	○	Affluent Seven	<	>
Big Six	<	>	Southern Seven	<	>
Founding Six	<	>	Visegrád Four	<	>

---

Austria	<	>	○	Italy	<	>	○
Belgium	<	>	○	Latvia	<	>	○
Bulgaria	<	>	○	Lithuania	<	>	○
Croatia	<	>	○	Luxembourg	<	>	○
Cyprus	<	>	○	Malta	<	>	○
Czech R.	<	>	○	Netherlands	<	>	○
Denmark	<	>	○	Poland	<	>	○
Estonia	<	>	○	Portugal	<	>	○
Finland	<	>	○	<b>Romania</b>	<	>	○
France	<	>	○	Slovakia	<	>	○
Germany	<	>	○	Slovenia	<	>	○
Greece	<	>	○	Spain	<	>	○
Hungary	<	>	○	Sweden	<	>	○
Ireland	<	>	○	UK	<	>	○

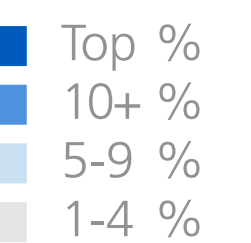
- Preferences Overview
- Most Contacted
- Shared Interests
- Most Responsive
- Most Disappointing
- Commitment to Deeper Integration**



Of 116 votes by 22 respondents, Germany received the most: 17

47%	Founding 6	Share of votes for group
36%	Big 6	
23%	Affluent 7	
22%	Southern 7	
3%	Visegrád 4	

15%	Germany	Share of votes for country
13%	France	
13%	Romania	
6%	Belgium	
5%	Luxembourg	
4%	Bulgaria	
4%	Estonia	
4%	Ireland	
4%	Netherlands	
3%	Austria	
3%	Italy	
3%	Latvia	
3%	Lithuania	
3%	Slovenia	
3%	Spain	
2%	Croatia	
2%	Denmark	
2%	Finland	
2%	Poland	
2%	Portugal	
1%	Greece	
1%	Slovakia	
1%	Sweden	



Rounded results. 0% shares not shown.

# Deeper Integration Votes for Romania by Romania Network

**Q5** "Which EU member states, including your own, are generally committed to deeper integration or 'more Europe'?"

EU	<	○	Affluent Seven	<	>		
Big Six	<	>	Southern Seven	<	>		
Founding Six	<	>	Visegrád Four	<	>		
Austria	<	>	○	Italy	<	>	○
Belgium	<	>	○	Latvia	<	>	○
Bulgaria	<	>	○	Lithuania	<	>	○
Croatia	<	>	○	Luxembourg	<	>	○
Cyprus	<	>	○	Malta	<	>	○
Czech R.	<	>	○	Netherlands	<	>	○
Denmark	<	>	○	Poland	<	>	○
Estonia	<	>	○	Portugal	<	>	○
Finland	<	>	○	<b>Romania</b>	<	>	●
France	<	>	○	Slovakia	<	>	○
Germany	<	>	○	Slovenia	<	>	○
Greece	<	>	○	Spain	<	>	○
Hungary	<	>	○	Sweden	<	>	○
Ireland	<	>	○	UK	<	>	○

Preferences Overview

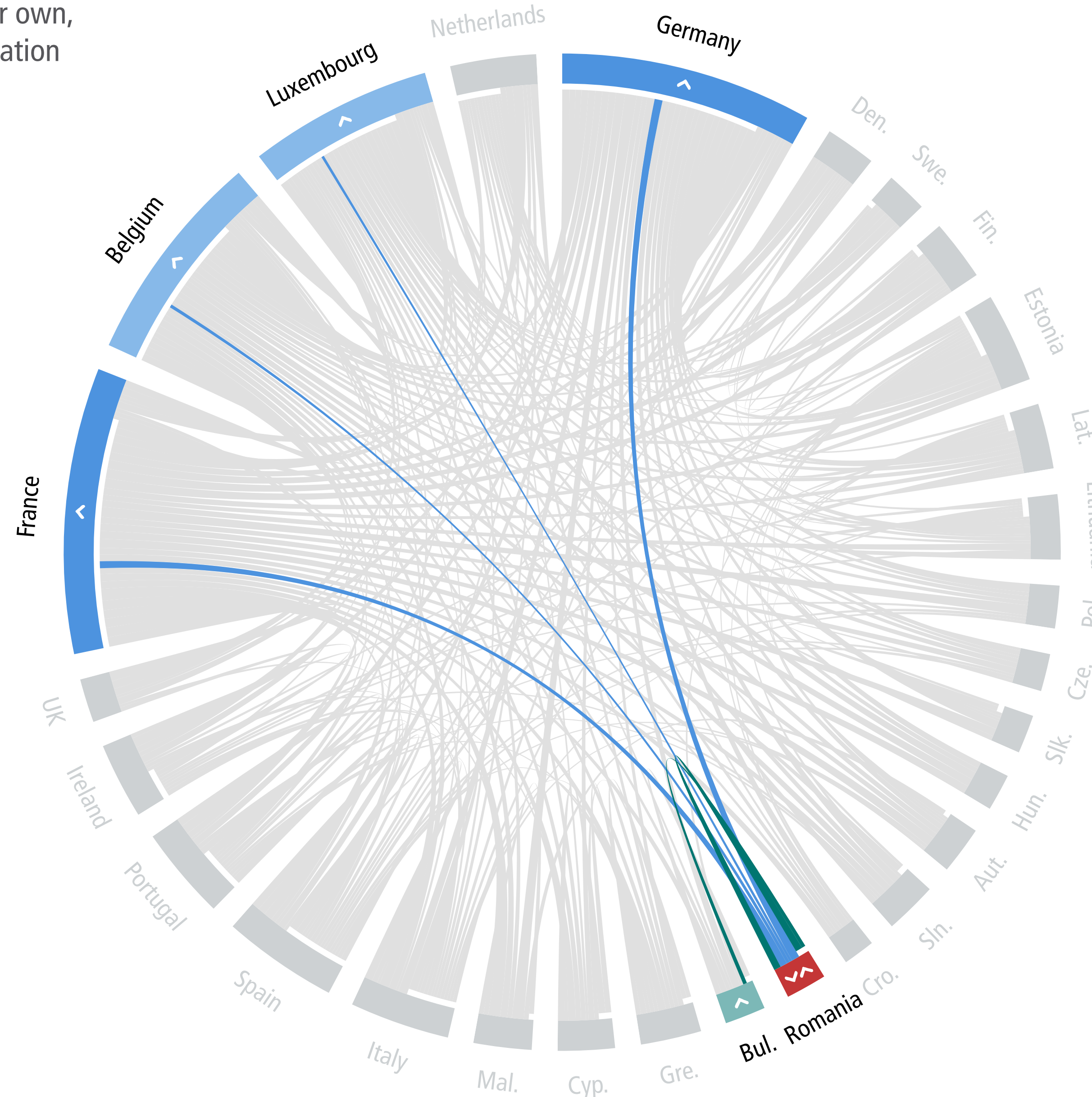
Most Contacted

Shared Interests

Most Responsive

Most Disappointing

Commitment to Deeper Integration



Shared votes  
stronger share weaker share  
Rom 13%

Lopsided votes

Only sending to  
15% Germany  
13% France  
6% Belgium  
5% Luxembourg  
Only receiving from  
7% Bulgaria

Rounded results. Shares below 5% not shown.

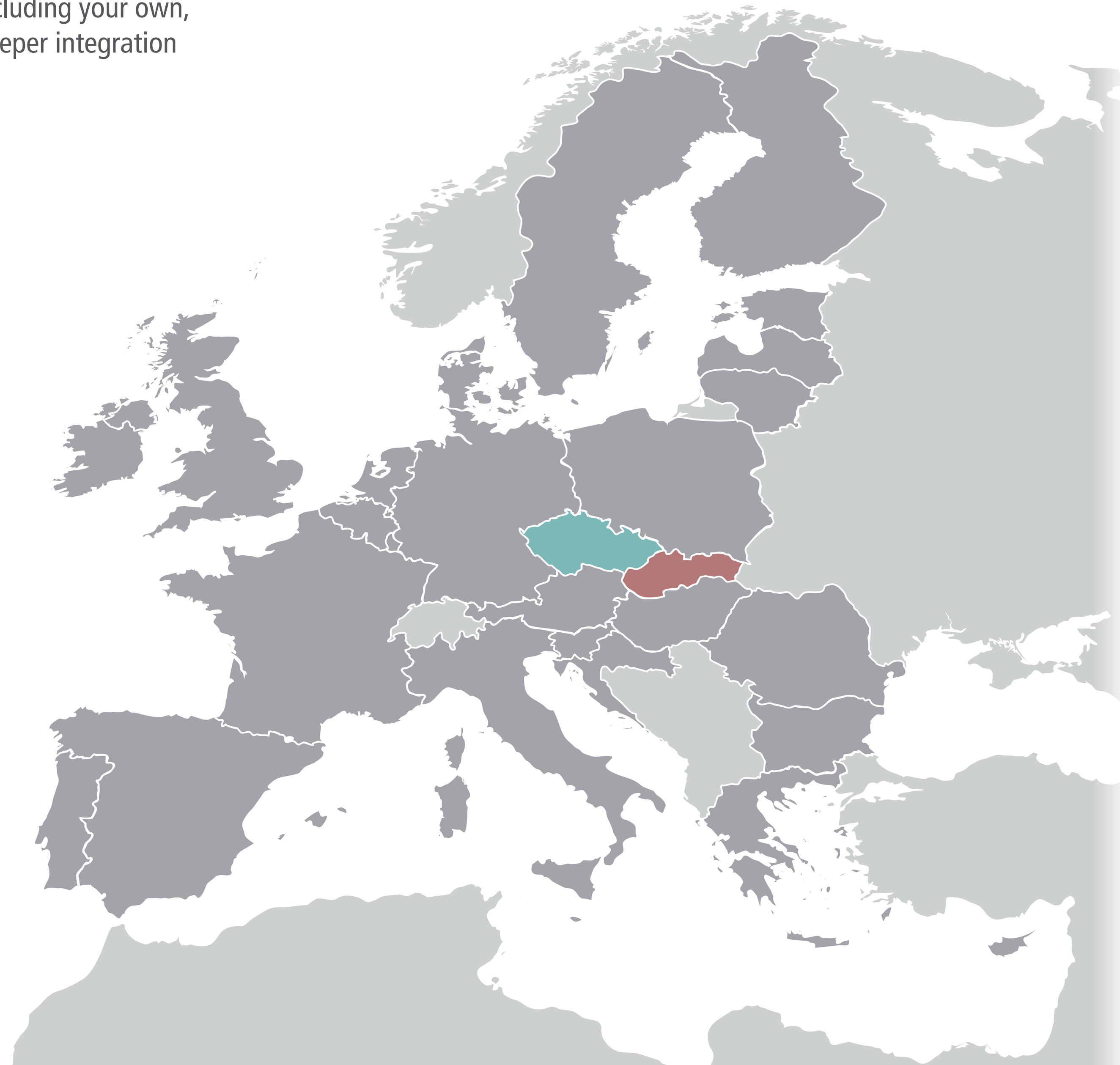


# Deeper Integration Votes for Slovakia by Slovakia Network

**Q5** "Which EU member states, including your own, are generally committed to deeper integration or 'more Europe'?"

EU	<	<input type="radio"/>	Affluent Seven	<	>		
Big Six	<	>	Southern Seven	<	>		
Founding Six	<	>	Visegrád Four	<	>		
Austria	<	>	<input type="radio"/>	Italy	<	>	<input type="radio"/>
Belgium	<	>	<input type="radio"/>	Latvia	<	>	<input type="radio"/>
Bulgaria	<	>	<input type="radio"/>	Lithuania	<	>	<input type="radio"/>
Croatia	<	>	<input type="radio"/>	Luxembourg	<	>	<input type="radio"/>
Cyprus	<	>	<input type="radio"/>	Malta	<	>	<input type="radio"/>
Czech R.	<	>	<input type="radio"/>	Netherlands	<	>	<input type="radio"/>
Denmark	<	>	<input type="radio"/>	Poland	<	>	<input type="radio"/>
Estonia	<	>	<input type="radio"/>	Portugal	<	>	<input type="radio"/>
Finland	<	>	<input type="radio"/>	Romania	<	>	<input type="radio"/>
France	<	>	<input type="radio"/>	<b>Slovakia</b>	<	>	<input checked="" type="radio"/>
Germany	<	>	<input type="radio"/>	Slovenia	<	>	<input type="radio"/>
Greece	<	>	<input type="radio"/>	Spain	<	>	<input type="radio"/>
Hungary	<	>	<input type="radio"/>	Sweden	<	>	<input type="radio"/>
Ireland	<	>	<input type="radio"/>	UK	<	>	<input type="radio"/>

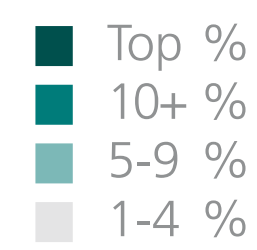
- Preferences Overview
- Most Contacted
- Shared Interests
- Most Responsive
- Most Disappointing
- Commitment to Deeper Integration**



Of 3761 votes by 703 respondents, Slovakia received 51 (1.4%)

4%	Visegrád 4	Share of votes by group
1%	Affluent 7	
1%	Big 6	
1%	Southern 7	

9%	Slovakia	Share of votes by country
5%	Czech Rep.	
4%	Malta	
3%	Bulgaria	
3%	Croatia	
3%	Hungary	
2%	Austria	
2%	Portugal	
1%	Belgium	
1%	Cyprus	
1%	Ireland	
1%	Latvia	
1%	Lithuania	
1%	Poland	
1%	Romania	
1%	Slovenia	
1%	Spain	
1%	Sweden	
1%	UK	



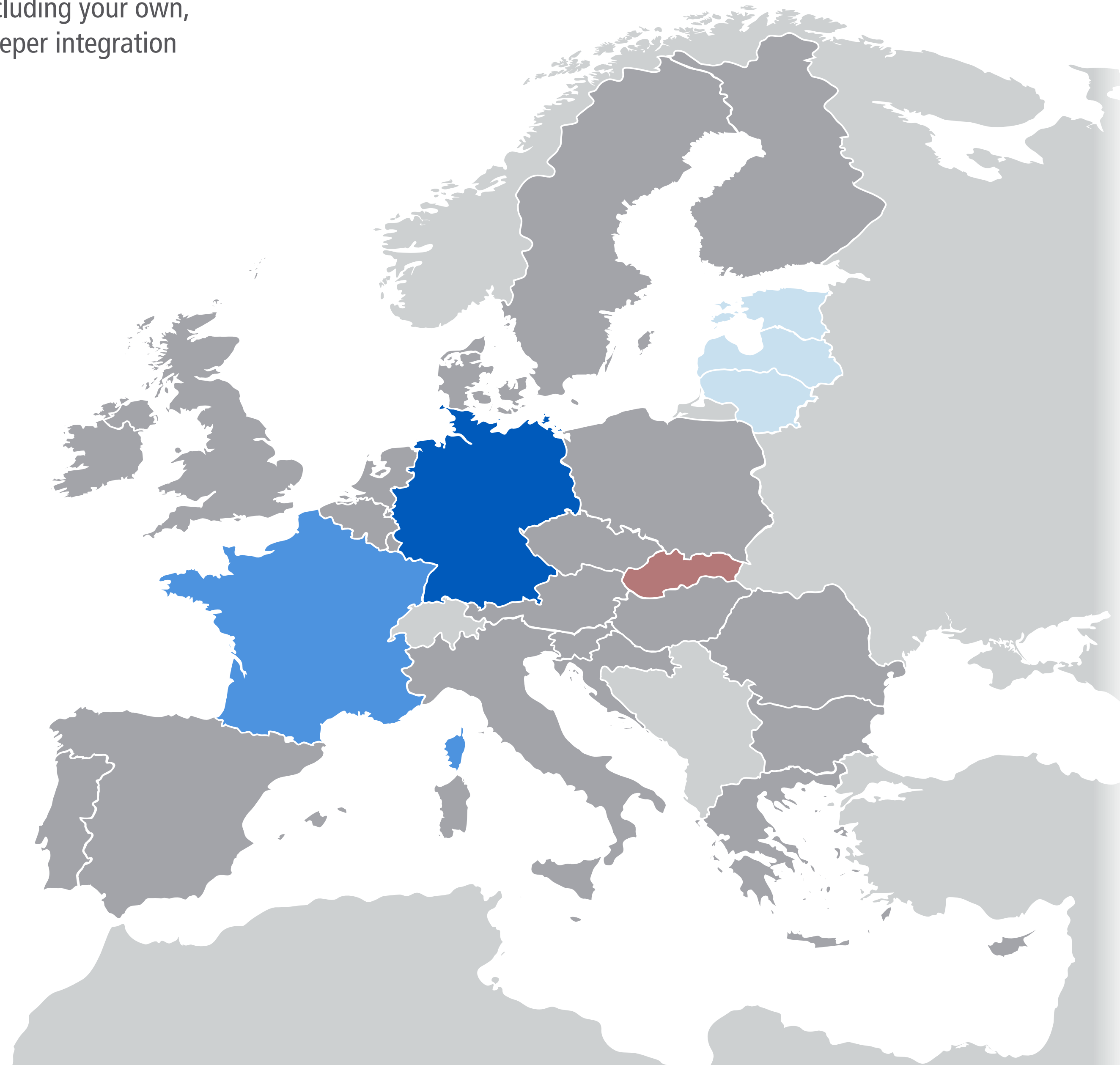
Rounded results. 0% shares not shown.

# Deeper Integration Votes for Slovakia by Slovakia Network

**Q5** "Which EU member states, including your own, are generally committed to deeper integration or 'more Europe'?"

EU	<	<input type="radio"/>	Affluent Seven	<	>		
Big Six	<	>	Southern Seven	<	>		
Founding Six	<	>	Visegrád Four	<	>		
Austria	<	>	<input type="radio"/>	Italy	<	>	<input type="radio"/>
Belgium	<	>	<input type="radio"/>	Latvia	<	>	<input type="radio"/>
Bulgaria	<	>	<input type="radio"/>	Lithuania	<	>	<input type="radio"/>
Croatia	<	>	<input type="radio"/>	Luxembourg	<	>	<input type="radio"/>
Cyprus	<	>	<input type="radio"/>	Malta	<	>	<input type="radio"/>
Czech R.	<	>	<input type="radio"/>	Netherlands	<	>	<input type="radio"/>
Denmark	<	>	<input type="radio"/>	Poland	<	>	<input type="radio"/>
Estonia	<	>	<input type="radio"/>	Portugal	<	>	<input type="radio"/>
Finland	<	>	<input type="radio"/>	Romania	<	>	<input type="radio"/>
France	<	>	<input type="radio"/>	<b>Slovakia</b>	<	>	<input checked="" type="radio"/>
Germany	<	>	<input type="radio"/>	Slovenia	<	>	<input type="radio"/>
Greece	<	>	<input type="radio"/>	Spain	<	>	<input type="radio"/>
Hungary	<	>	<input type="radio"/>	Sweden	<	>	<input type="radio"/>
Ireland	<	>	<input type="radio"/>	UK	<	>	<input type="radio"/>

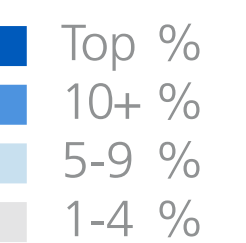
- Preferences Overview
- Most Contacted
- Shared Interests
- Most Responsive
- Most Disappointing
- Commitment to Deeper Integration**



Of 98 votes by 19 respondents, Germany received the most: 15

42%	Founding 6	Share of votes for group
31%	Big 6	
23%	Affluent 7	
18%	Southern 7	
11%	Visegrád 4	

15%	Germany	Share of votes for country
14%	France	
9%	Slovakia	
6%	Lithuania	
5%	Estonia	
5%	Latvia	
4%	Belgium	
4%	Croatia	
4%	Luxembourg	
4%	Netherlands	
3%	Austria	
3%	Bulgaria	
3%	Finland	
3%	Ireland	
3%	Slovenia	
3%	Sweden	
2%	Czech Rep.	
2%	Denmark	
2%	Romania	
1%	Greece	
1%	Malta	
1%	Portugal	
1%	Spain	



Rounded results. 0% shares not shown.



# Deeper Integration Votes for Slovakia by Slovakia Network

**Q5** "Which EU member states, including your own, are generally committed to deeper integration or 'more Europe'?"

EU	<	○	Affluent Seven	<	>		
Big Six	<	>	Southern Seven	<	>		
Founding Six	<	>	Visegrád Four	<	>		
Austria	<	>	○	Italy	<	>	○
Belgium	<	>	○	Latvia	<	>	○
Bulgaria	<	>	○	Lithuania	<	>	○
Croatia	<	>	○	Luxembourg	<	>	○
Cyprus	<	>	○	Malta	<	>	○
Czech R.	<	>	○	Netherlands	<	>	○
Denmark	<	>	○	Poland	<	>	○
Estonia	<	>	○	Portugal	<	>	○
Finland	<	>	○	Romania	<	>	○
France	<	>	○	<b>Slovakia</b>	<	>	●
Germany	<	>	○	Slovenia	<	>	○
Greece	<	>	○	Spain	<	>	○
Hungary	<	>	○	Sweden	<	>	○
Ireland	<	>	○	UK	<	>	○

Preferences Overview

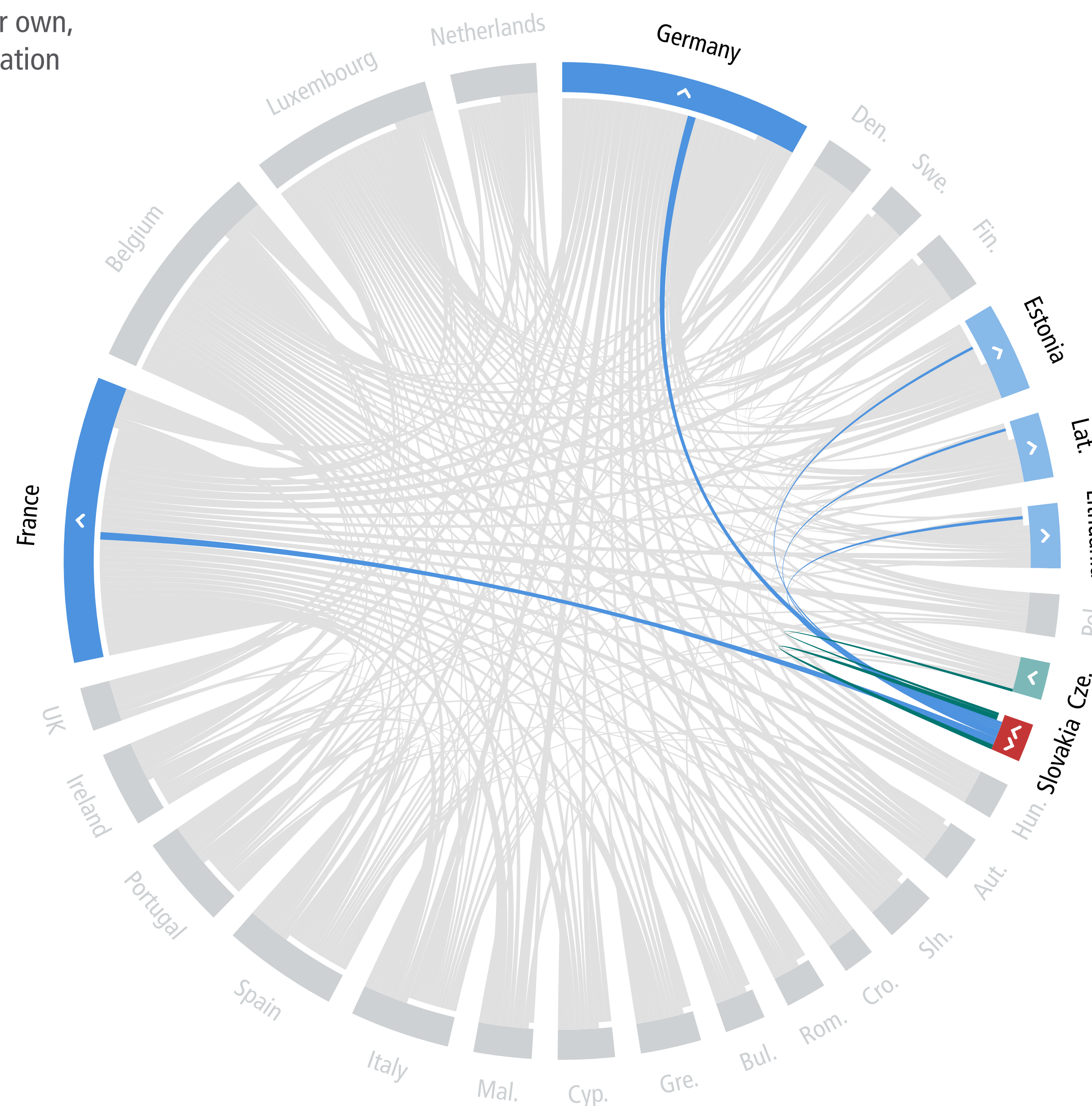
Most Contacted

Shared Interests

Most Responsive

Most Disappointing

Commitment to Deeper Integration



Shared votes  
stronger share weaker share  
Slk 9%

Lopsided votes

Only sending to

15% Germany  
14% France  
6% Lithuania  
5% Estonia  
5% Latvia

Only receiving from

5% Czech Rep.

Rounded results. Shares below 5% not shown.

# Deeper Integration Votes for Slovenia by Slovenia Network

**Q5** "Which EU member states, including your own, are generally committed to deeper integration or 'more Europe'?"

EU	<	○	Affluent Seven	<	>		
Big Six	<	>	Southern Seven	<	>		
Founding Six	<	>	Visegrád Four	<	>		
Austria	<	>	○	Italy	<	>	○
Belgium	<	>	○	Latvia	<	>	○
Bulgaria	<	>	○	Lithuania	<	>	○
Croatia	<	>	○	Luxembourg	<	>	○
Cyprus	<	>	○	Malta	<	>	○
Czech R.	<	>	○	Netherlands	<	>	○
Denmark	<	>	○	Poland	<	>	○
Estonia	<	>	○	Portugal	<	>	○
Finland	<	>	○	Romania	<	>	○
France	<	>	○	Slovakia	<	>	○
Germany	<	>	○	<b>Slovenia</b>	<	>	○
Greece	<	>	○	Spain	<	>	○
Hungary	<	>	○	Sweden	<	>	○
Ireland	<	>	○	UK	<	>	○

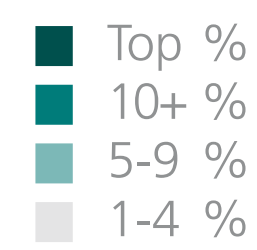
- Preferences Overview
- Most Contacted
- Shared Interests
- Most Responsive
- Most Disappointing
- Commitment to Deeper Integration**



Of 3761 votes by 703 respondents, Slovenia received 80 (2.1%)

2%	Affluent 7	Share of votes by group
2%	Big 6	
2%	Founding 6	
2%	Southern 7	
2%	Visegrád 4	

11%	Slovenia	Share of votes by country
5%	Luxembourg	
4%	Croatia	
3%	Austria	
3%	Latvia	
3%	Romania	
3%	Slovakia	
3%	UK	
2%	Bulgaria	
2%	Czech Rep.	
2%	France	
2%	Ireland	
2%	Netherlands	
2%	Poland	
2%	Portugal	
2%	Spain	
1%	Belgium	
1%	Cyprus	
1%	Estonia	
1%	Germany	
1%	Greece	
1%	Italy	
1%	Lithuania	
1%	Sweden	



Rounded results. 0% shares not shown.



# Deeper Integration Votes for Slovenia by Slovenia Network

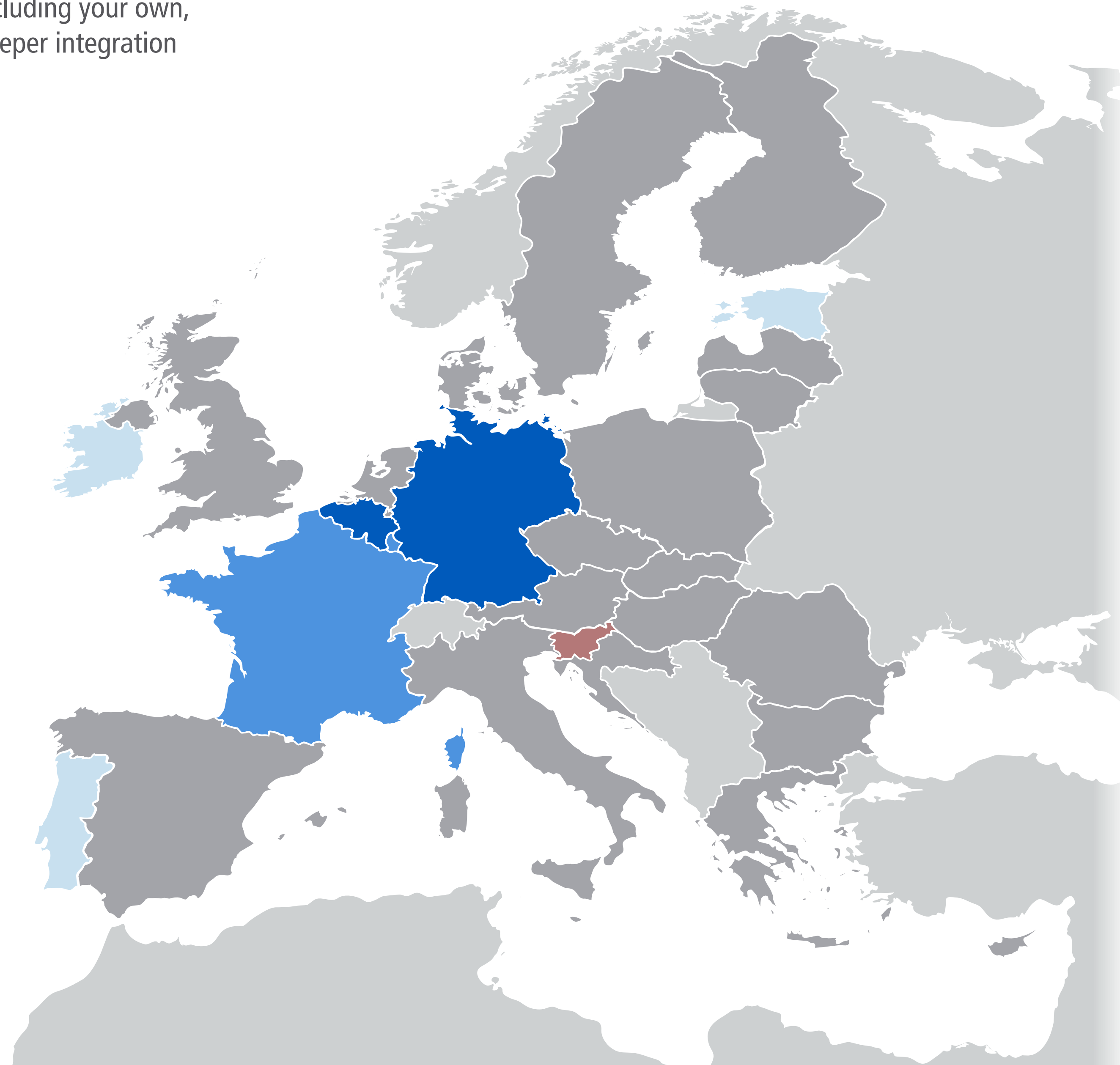
**Q5** "Which EU member states, including your own, are generally committed to deeper integration or 'more Europe'?"

EU	<	○	Affluent Seven	<	>
Big Six	<	>	Southern Seven	<	>
Founding Six	<	>	Visegrád Four	<	>

---

Austria	<	>	○	Italy	<	>	○
Belgium	<	>	○	Latvia	<	>	○
Bulgaria	<	>	○	Lithuania	<	>	○
Croatia	<	>	○	Luxembourg	<	>	○
Cyprus	<	>	○	Malta	<	>	○
Czech R.	<	>	○	Netherlands	<	>	○
Denmark	<	>	○	Poland	<	>	○
Estonia	<	>	○	Portugal	<	>	○
Finland	<	>	○	Romania	<	>	○
France	<	>	○	Slovakia	<	>	○
Germany	<	>	○	<b>Slovenia</b>	<	>	○
Greece	<	>	○	Spain	<	>	○
Hungary	<	>	○	Sweden	<	>	○
Ireland	<	>	○	UK	<	>	○

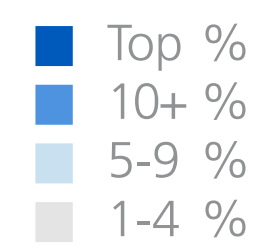
- Preferences Overview
- Most Contacted
- Shared Interests
- Most Responsive
- Most Disappointing
- Commitment to Deeper Integration**



Of 143 votes by 24 respondents, Belgium received the most: 18

53%	Founding 6	Share of votes for group
32%	Affluent 7	
27%	Big 6	
23%	Southern 7	
1%	Visegrád 4	

13%	Belgium	Share of votes for country
13%	Germany	
12%	France	
11%	Slovenia	
10%	Luxembourg	
6%	Estonia	
6%	Ireland	
5%	Portugal	
4%	Netherlands	
3%	Latvia	
3%	Malta	
2%	Romania	
2%	Sweden	
1%	Austria	
1%	Bulgaria	
1%	Croatia	
1%	Czech Rep.	
1%	Finland	
1%	Italy	
1%	Lithuania	
1%	Slovakia	
1%	Spain	



Rounded results. 0% shares not shown.

# Deeper Integration Votes for Slovenia by Slovenia Network

**Q5** "Which EU member states, including your own, are generally committed to deeper integration or 'more Europe'?"

EU	<	○	Affluent Seven	<	>
Big Six	<	>	Southern Seven	<	>
Founding Six	<	>	Visegrád Four	<	>

---

Austria	<	>	○	Italy	<	>	○
Belgium	<	>	○	Latvia	<	>	○
Bulgaria	<	>	○	Lithuania	<	>	○
Croatia	<	>	○	Luxembourg	<	>	○
Cyprus	<	>	○	Malta	<	>	○
Czech R.	<	>	○	Netherlands	<	>	○
Denmark	<	>	○	Poland	<	>	○
Estonia	<	>	○	Portugal	<	>	○
Finland	<	>	○	Romania	<	>	○
France	<	>	○	Slovakia	<	>	○
Germany	<	>	○	<b>Slovenia</b>	<	>	●
Greece	<	>	○	Spain	<	>	○
Hungary	<	>	○	Sweden	<	>	○
Ireland	<	>	○	UK	<	>	○

Preferences Overview

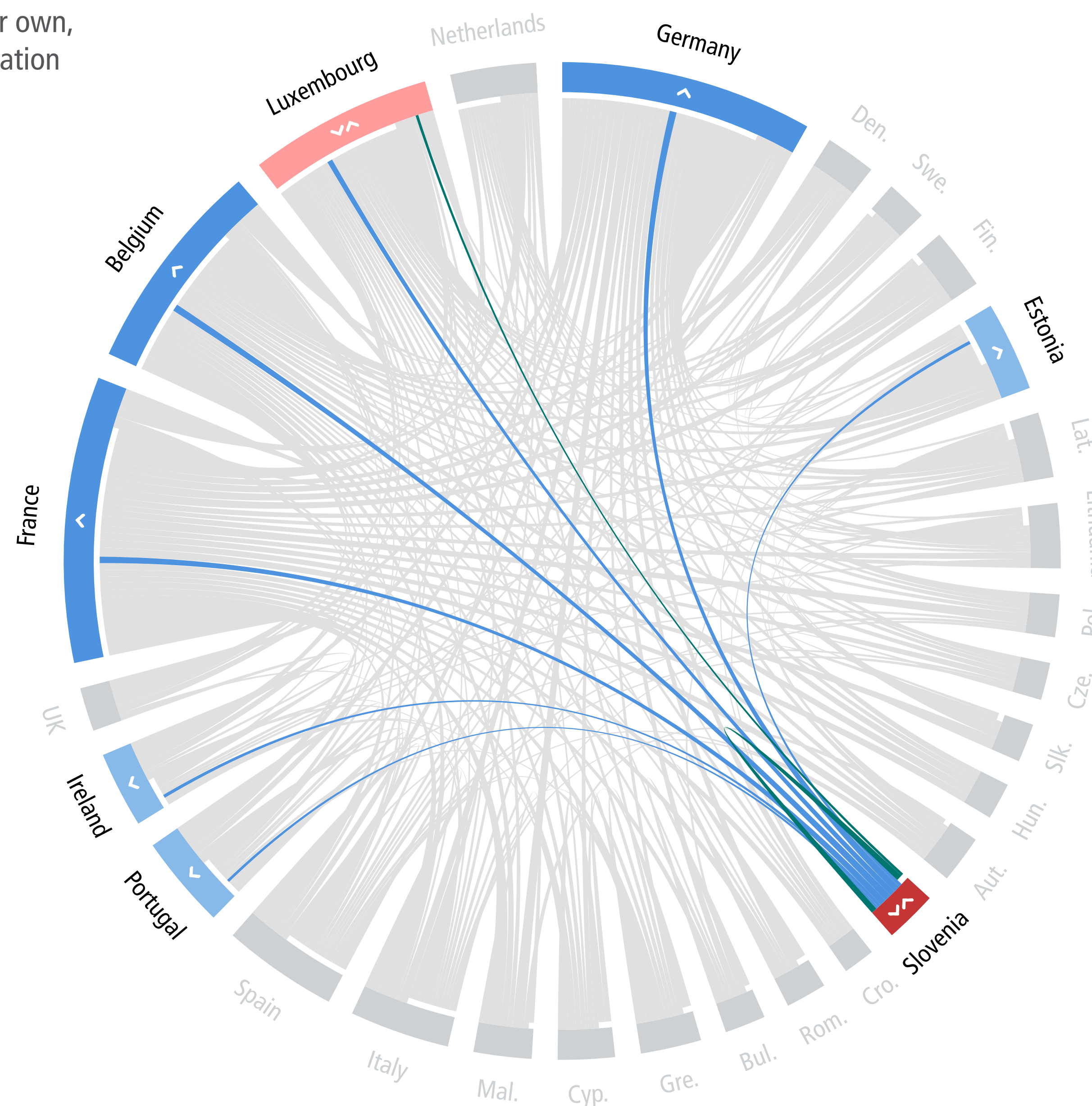
Most Contacted

Shared Interests

Most Responsive

Most Disappointing

**Commitment to Deeper Integration**



**Shared votes**

stronger share    weaker share

Sln 11%    ●  
Sln 10%    ● Lux 5%    ●

**Lopsided votes**

**Only sending to**

13% Belgium  
13% Germany  
12% France  
6% Estonia  
6% Ireland  
5% Portugal

Rounded results. Shares below 5% not shown.



# Deeper Integration Votes for Spain by Spain Network

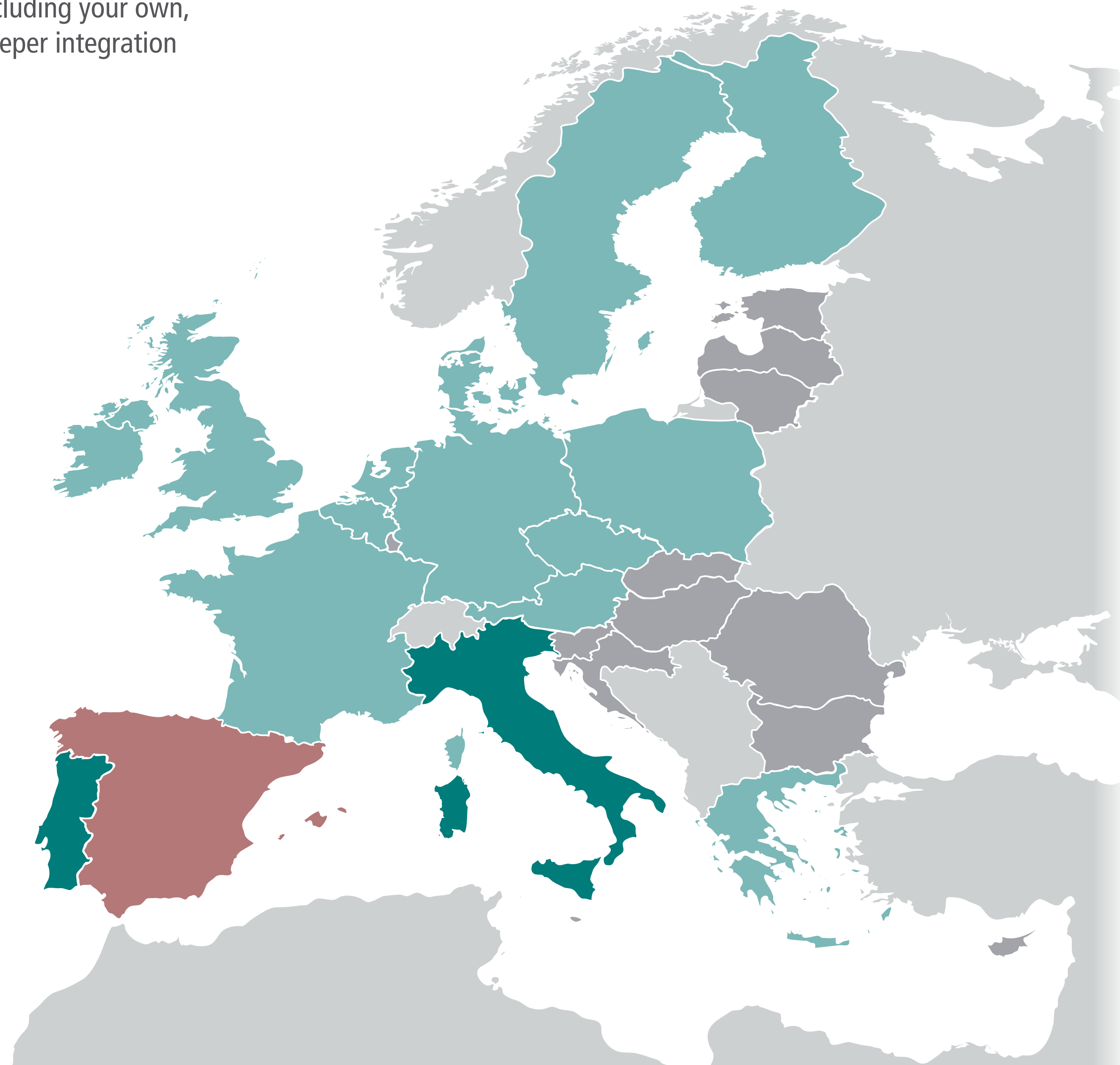
**Q5** "Which EU member states, including your own, are generally committed to deeper integration or 'more Europe'?"

EU	<	<input type="radio"/>	Affluent Seven	<	>
Big Six	<	>	Southern Seven	<	>
Founding Six	<	>	Visegrád Four	<	>

---

Austria	<	>	<input type="radio"/>	Italy	<	>	<input type="radio"/>
Belgium	<	>	<input type="radio"/>	Latvia	<	>	<input type="radio"/>
Bulgaria	<	>	<input type="radio"/>	Lithuania	<	>	<input type="radio"/>
Croatia	<	>	<input type="radio"/>	Luxembourg	<	>	<input type="radio"/>
Cyprus	<	>	<input type="radio"/>	Malta	<	>	<input type="radio"/>
Czech R.	<	>	<input type="radio"/>	Netherlands	<	>	<input type="radio"/>
Denmark	<	>	<input type="radio"/>	Poland	<	>	<input type="radio"/>
Estonia	<	>	<input type="radio"/>	Portugal	<	>	<input type="radio"/>
Finland	<	>	<input type="radio"/>	Romania	<	>	<input type="radio"/>
France	<	>	<input type="radio"/>	Slovakia	<	>	<input type="radio"/>
Germany	<	>	<input type="radio"/>	Slovenia	<	>	<input type="radio"/>
Greece	<	>	<input type="radio"/>	<b>Spain</b>	<	>	<input checked="" type="radio"/>
Hungary	<	>	<input type="radio"/>	Sweden	<	>	<input type="radio"/>
Ireland	<	>	<input type="radio"/>	UK	<	>	<input type="radio"/>

- Preferences Overview
- Most Contacted
- Shared Interests
- Most Responsive
- Most Disappointing
- Commitment to Deeper Integration**



Of 3761 votes by 703 respondents, Spain received 220 (5.8%)

9%	Southern 7	Share of votes by group
8%	Big 6	
8%	Founding 6	
6%	Affluent 7	
4%	Visegrád 4	

15%	Spain	Share of votes by country
12%	Portugal	
10%	Italy	
8%	Belgium	
8%	Finland	
8%	France	
8%	Greece	
7%	Germany	
7%	Netherlands	
6%	Austria	
6%	Czech Rep.	
6%	Denmark	
6%	Ireland	
6%	Poland	
5%	Sweden	
5%	UK	
4%	Croatia	
4%	Lithuania	
4%	Luxembourg	
3%	Bulgaria	
3%	Cyprus	
3%	Romania	
2%	Estonia	
2%	Hungary	
1%	Latvia	
1%	Slovakia	
1%	Slovenia	

Rounded results. 0% shares not shown.

# Deeper Integration Votes for Spain by Spain Network

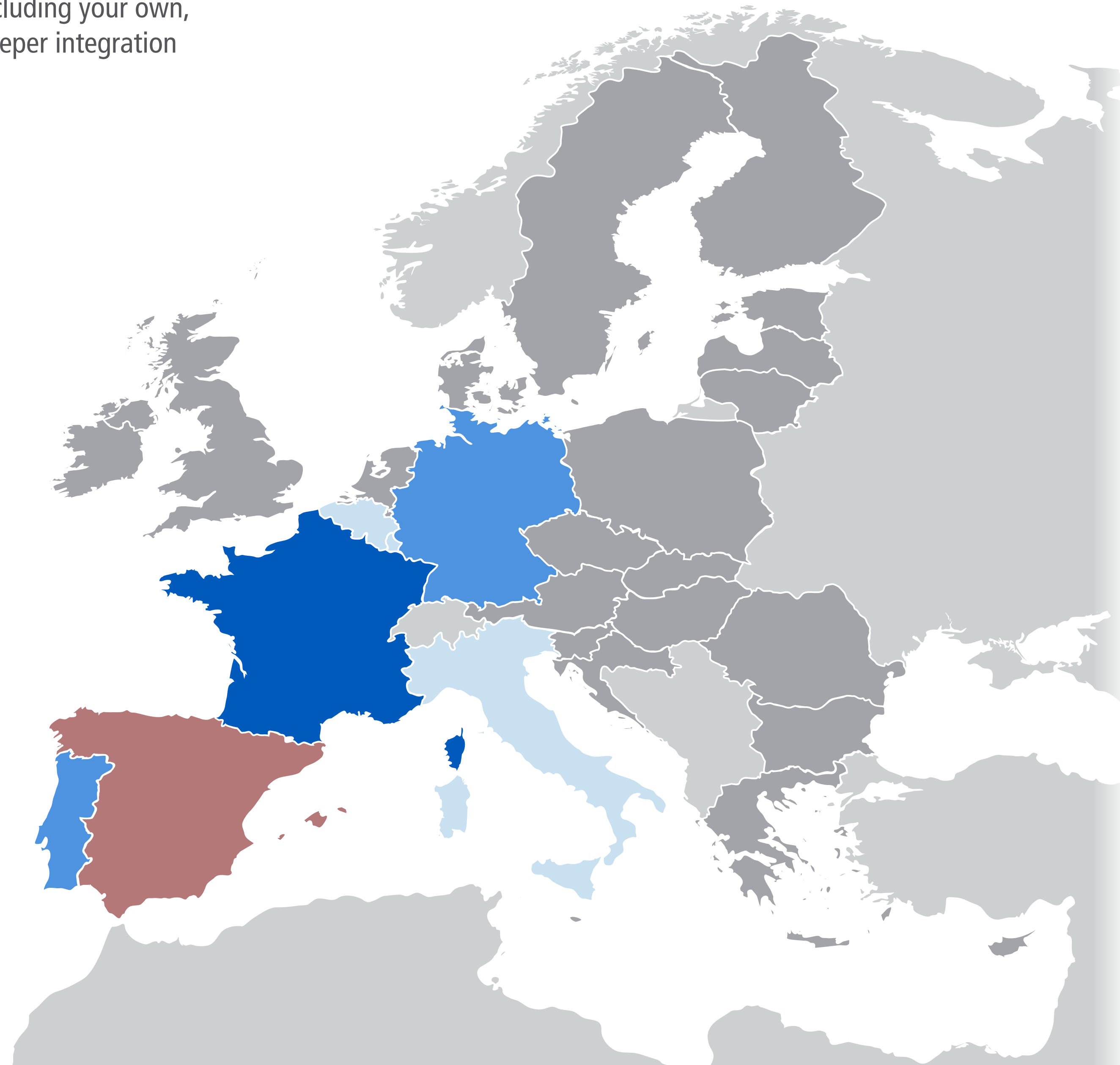
**Q5** "Which EU member states, including your own, are generally committed to deeper integration or 'more Europe'?"

EU	<	<input type="radio"/>	Affluent Seven	<	>
Big Six	<	>	Southern Seven	<	>
Founding Six	<	>	Visegrád Four	<	>

---

Austria	<	>	<input type="radio"/>	Italy	<	>	<input type="radio"/>
Belgium	<	>	<input type="radio"/>	Latvia	<	>	<input type="radio"/>
Bulgaria	<	>	<input type="radio"/>	Lithuania	<	>	<input type="radio"/>
Croatia	<	>	<input type="radio"/>	Luxembourg	<	>	<input type="radio"/>
Cyprus	<	>	<input type="radio"/>	Malta	<	>	<input type="radio"/>
Czech R.	<	>	<input type="radio"/>	Netherlands	<	>	<input type="radio"/>
Denmark	<	>	<input type="radio"/>	Poland	<	>	<input type="radio"/>
Estonia	<	>	<input type="radio"/>	Portugal	<	>	<input type="radio"/>
Finland	<	>	<input type="radio"/>	Romania	<	>	<input type="radio"/>
France	<	>	<input type="radio"/>	Slovakia	<	>	<input type="radio"/>
Germany	<	>	<input type="radio"/>	Slovenia	<	>	<input type="radio"/>
Greece	<	>	<input type="radio"/>	<b>Spain</b>	<	>	<input checked="" type="radio"/>
Hungary	<	>	<input type="radio"/>	Sweden	<	>	<input type="radio"/>
Ireland	<	>	<input type="radio"/>	UK	<	>	<input type="radio"/>

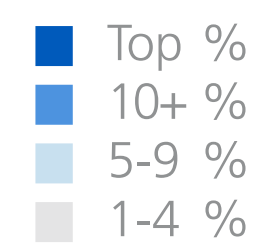
- Preferences Overview
- Most Contacted
- Shared Interests
- Most Responsive
- Most Disappointing
- Commitment to Deeper Integration**



Of 175 votes by 33 respondents, France received the most: 28

54%	Founding 6	Share of votes for group
50%	Big 6	
50%	Southern 7	
22%	Affluent 7	
1%	Visegrád 4	

16%	France	Share of votes for country
15%	Spain	
14%	Portugal	
13%	Germany	
9%	Belgium	
7%	Luxembourg	
6%	Italy	
4%	Ireland	
3%	Netherlands	
2%	Estonia	
2%	Latvia	
2%	Lithuania	
2%	Slovenia	
1%	Austria	
1%	Bulgaria	
1%	Croatia	
1%	Finland	
1%	Romania	
1%	Slovakia	



Rounded results. 0% shares not shown.



# Deeper Integration Votes for Spain by Spain Network

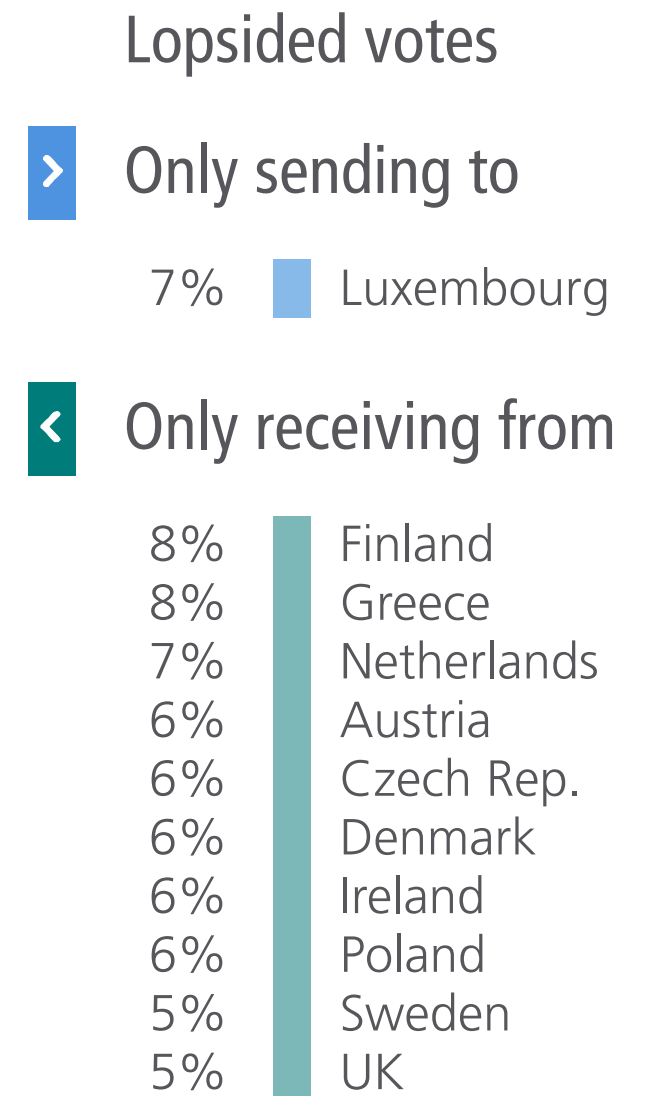
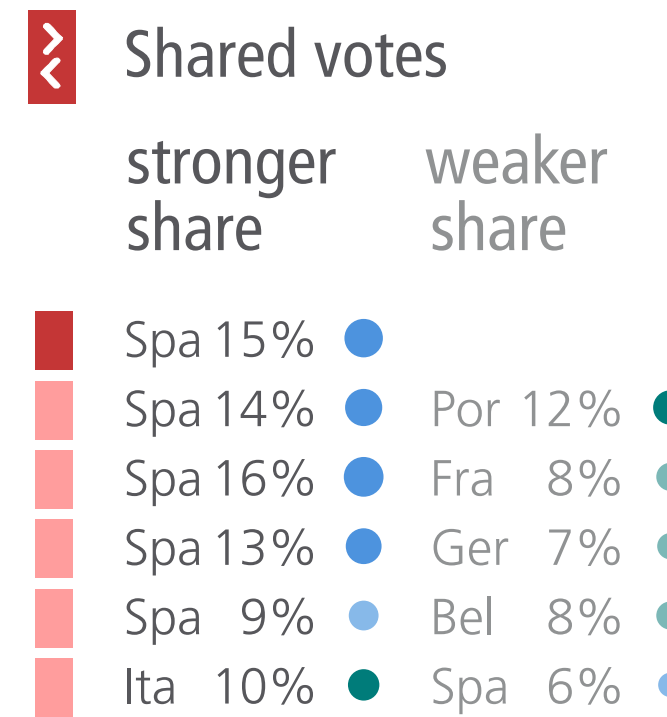
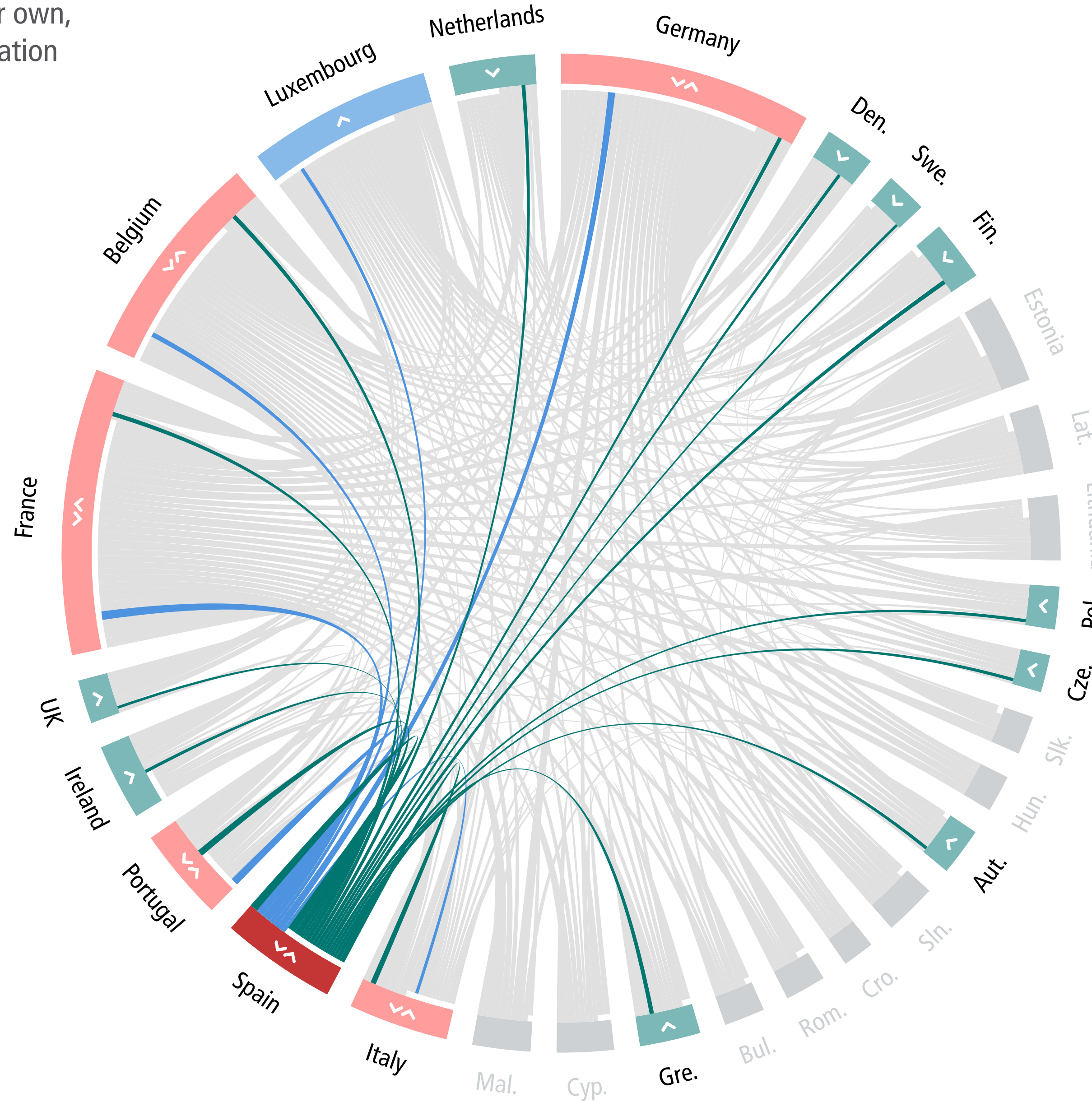
**Q5** "Which EU member states, including your own, are generally committed to deeper integration or 'more Europe'?"

EU	<	○	Affluent Seven	<	>
Big Six	<	>	Southern Seven	<	>
Founding Six	<	>	Visegrád Four	<	>

Austria	<	>	○	Italy	<	>	○
Belgium	<	>	○	Latvia	<	>	○
Bulgaria	<	>	○	Lithuania	<	>	○
Croatia	<	>	○	Luxembourg	<	>	○
Cyprus	<	>	○	Malta	<	>	○
Czech R.	<	>	○	Netherlands	<	>	○
Denmark	<	>	○	Poland	<	>	○
Estonia	<	>	○	Portugal	<	>	○
Finland	<	>	○	Romania	<	>	○
France	<	>	○	Slovakia	<	>	○
Germany	<	>	○	Slovenia	<	>	○
Greece	<	>	○	<b>Spain</b>	<	>	●
Hungary	<	>	○	Sweden	<	>	○
Ireland	<	>	○	UK	<	>	○

- Preferences Overview
- Most Contacted
- Shared Interests
- Most Responsive
- Most Disappointing
- Commitment to Deeper Integration**



Rounded results. Shares below 5% not shown.

# Deeper Integration Votes for Sweden by Sweden Network

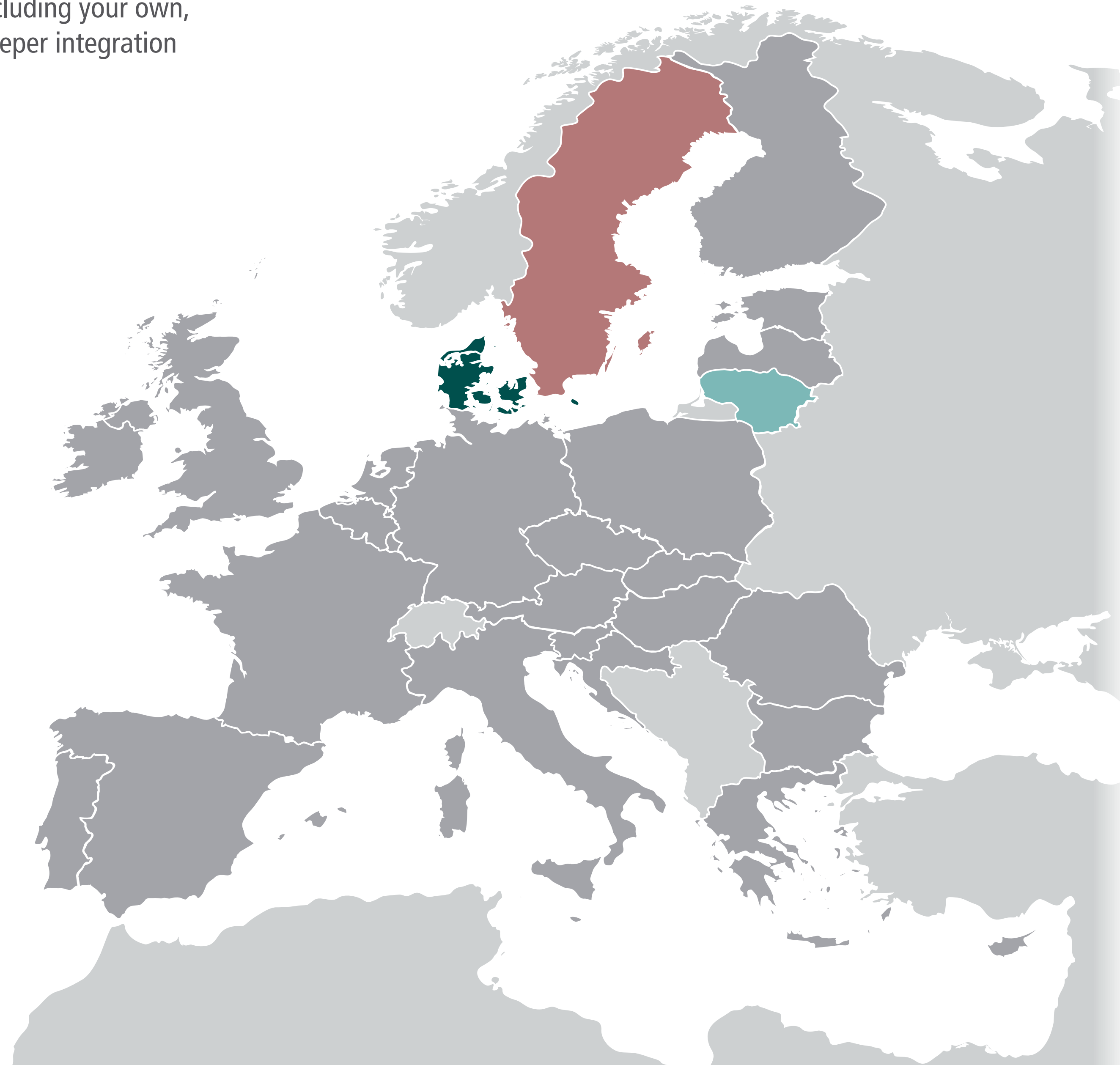
**Q5** "Which EU member states, including your own, are generally committed to deeper integration or 'more Europe'?"

EU	<	○	Affluent Seven	<	>
Big Six	<	>	Southern Seven	<	>
Founding Six	<	>	Visegrád Four	<	>

---

Austria	<	>	○	Italy	<	>	○
Belgium	<	>	○	Latvia	<	>	○
Bulgaria	<	>	○	Lithuania	<	>	○
Croatia	<	>	○	Luxembourg	<	>	○
Cyprus	<	>	○	Malta	<	>	○
Czech R.	<	>	○	Netherlands	<	>	○
Denmark	<	>	○	Poland	<	>	○
Estonia	<	>	○	Portugal	<	>	○
Finland	<	>	○	Romania	<	>	○
France	<	>	○	Slovakia	<	>	○
Germany	<	>	○	Slovenia	<	>	○
Greece	<	>	○	Spain	<	>	○
Hungary	<	>	○	<b>Sweden</b>	<	>	○
Ireland	<	>	○	UK	<	>	○

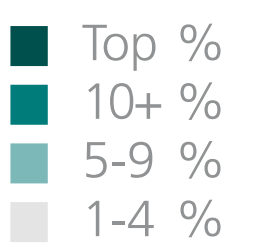
- Preferences Overview
- Most Contacted
- Shared Interests
- Most Responsive
- Most Disappointing
- Commitment to Deeper Integration**



Of 3761 votes by 703 respondents, Sweden received 75 (2%)

3%	Visegrád 4	Share of votes by group
2%	Affluent 7	
1%	Big 6	
1%	Founding 6	
1%	Southern 7	

6%	Denmark	Share of votes by country
5%	Lithuania	
4%	Croatia	
4%	Hungary	
3%	Belgium	
3%	Bulgaria	
3%	Czech Rep.	
3%	Estonia	
3%	Greece	
3%	Netherlands	
3%	Slovakia	
2%	Cyprus	
2%	France	
2%	Poland	
2%	Slovenia	
2%	Sweden	
1%	Austria	
1%	Finland	
1%	Germany	
1%	Ireland	
1%	Italy	
1%	Romania	



Rounded results. 0% shares not shown.



# Deeper Integration Votes for Sweden by Sweden Network

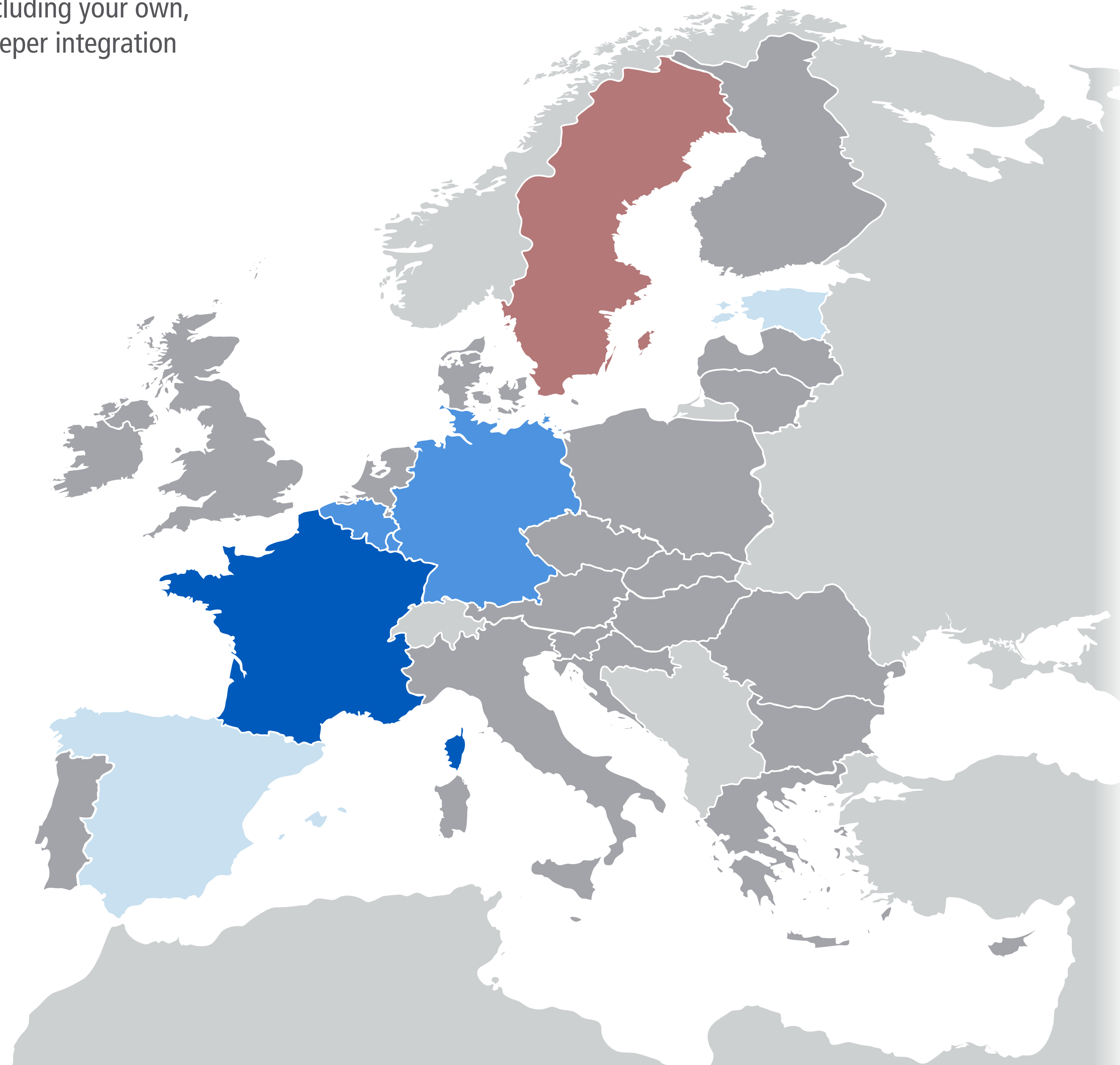
**Q5** "Which EU member states, including your own, are generally committed to deeper integration or 'more Europe'?"

EU	<	○	Affluent Seven	<	>
Big Six	<	>	Southern Seven	<	>
Founding Six	<	>	Visegrád Four	<	>

---

Austria	<	>	○	Italy	<	>	○
Belgium	<	>	○	Latvia	<	>	○
Bulgaria	<	>	○	Lithuania	<	>	○
Croatia	<	>	○	Luxembourg	<	>	○
Cyprus	<	>	○	Malta	<	>	○
Czech R.	<	>	○	Netherlands	<	>	○
Denmark	<	>	○	Poland	<	>	○
Estonia	<	>	○	Portugal	<	>	○
Finland	<	>	○	Romania	<	>	○
France	<	>	○	Slovakia	<	>	○
Germany	<	>	○	Slovenia	<	>	○
Greece	<	>	○	Spain	<	>	○
Hungary	<	>	○	<b>Sweden</b>	<	>	○
Ireland	<	>	○	UK	<	>	○

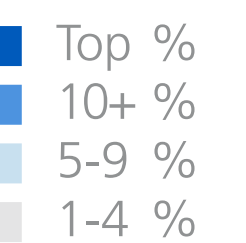
- Preferences Overview
- Most Contacted
- Shared Interests
- Most Responsive
- Most Disappointing
- Commitment to Deeper Integration**



Of 134 votes by 26 respondents, France received the most: 24

60%	Founding 6	Share of votes for group
41%	Big 6	
33%	Affluent 7	
31%	Southern 7	
2%	Visegrád 4	

18%	France	Share of votes for country
13%	Germany	
11%	Luxembourg	
10%	Belgium	
5%	Estonia	
5%	Spain	
4%	Finland	
4%	Italy	
4%	Latvia	
4%	Lithuania	
4%	Netherlands	
3%	Ireland	
2%	Portugal	
2%	Sweden	
1%	Bulgaria	
1%	Croatia	
1%	Czech Rep.	
1%	Denmark	
1%	Greece	
1%	Malta	
1%	Romania	
1%	Slovakia	
1%	Slovenia	
1%	UK	



Rounded results. 0% shares not shown.

# Deeper Integration Votes for Sweden by Sweden Network

**Q5** "Which EU member states, including your own, are generally committed to deeper integration or 'more Europe'?"

EU	<	○	Affluent Seven	<	>
Big Six	<	>	Southern Seven	<	>
Founding Six	<	>	Visegrád Four	<	>

---

Austria	<	>	○	Italy	<	>	○
Belgium	<	>	○	Latvia	<	>	○
Bulgaria	<	>	○	Lithuania	<	>	○
Croatia	<	>	○	Luxembourg	<	>	○
Cyprus	<	>	○	Malta	<	>	○
Czech R.	<	>	○	Netherlands	<	>	○
Denmark	<	>	○	Poland	<	>	○
Estonia	<	>	○	Portugal	<	>	○
Finland	<	>	○	Romania	<	>	○
France	<	>	○	Slovakia	<	>	○
Germany	<	>	○	Slovenia	<	>	○
Greece	<	>	○	Spain	<	>	○
Hungary	<	>	○	<b>Sweden</b>	<	>	●
Ireland	<	>	○	UK	<	>	○

Preferences Overview

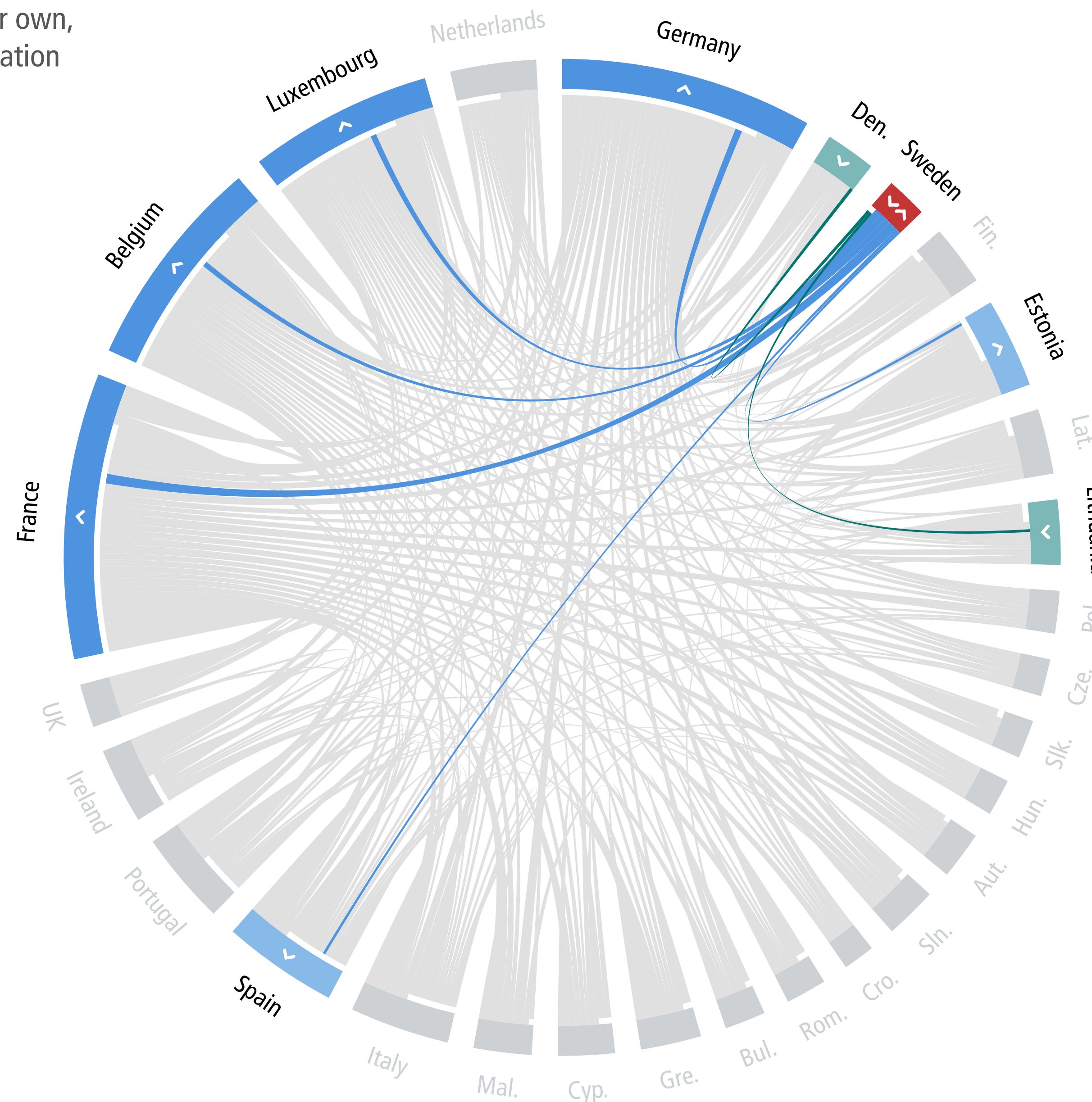
Most Contacted

Shared Interests

Most Responsive

Most Disappointing

**Commitment to Deeper Integration**



Lopsided votes

> Only sending to

- 18% France
- 13% Germany
- 11% Luxembourg
- 10% Belgium
- 5% Estonia
- 5% Spain

< Only receiving from

- 6% Denmark
- 5% Lithuania

Rounded results. Shares below 5% not shown.



# Deeper Integration Votes for UK by UK Network

**Q5** "Which EU member states, including your own, are generally committed to deeper integration or 'more Europe'?"

- EU  Affluent Seven
- Big Six  Southern Seven
- Founding Six  Visegrád Four

- |                                |  |
|--------------------------------|--|
| Austria <input type="radio"/>  | Italy <input type="radio"/>                |
| Belgium <input type="radio"/>  | Latvia <input type="radio"/>               |
| Bulgaria <input type="radio"/> | Lithuania <input type="radio"/>            |
| Croatia <input type="radio"/>  | Luxembourg <input type="radio"/>           |
| Cyprus <input type="radio"/>   | Malta <input type="radio"/>                |
| Czech R. <input type="radio"/> | Netherlands <input type="radio"/>          |
| Denmark <input type="radio"/>  | Poland <input type="radio"/>               |
| Estonia <input type="radio"/>  | Portugal <input type="radio"/>             |
| Finland <input type="radio"/>  | Romania <input type="radio"/>              |
| France <input type="radio"/>   | Slovakia <input type="radio"/>             |
| Germany <input type="radio"/>  | Slovenia <input type="radio"/>             |
| Greece <input type="radio"/>   | Spain <input type="radio"/>                |
| Hungary <input type="radio"/>  | Sweden <input type="radio"/>               |
| Ireland <input type="radio"/>  | <b>UK <input checked="" type="radio"/></b> |

Preferences Overview

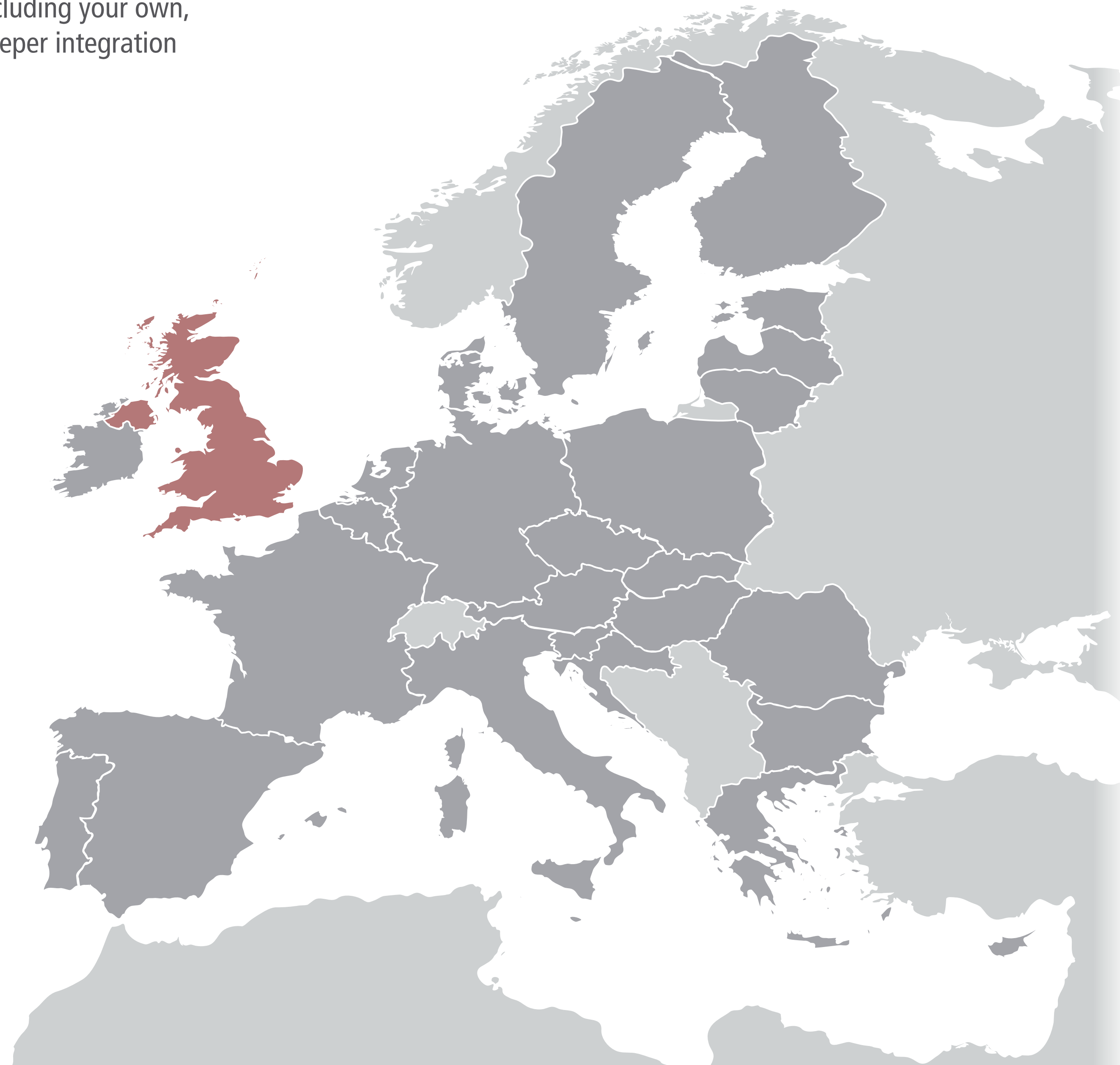
Most Contacted

Shared Interests

Most Responsive

Most Disappointing

**Commitment to Deeper Integration**



Of 3761 votes by 703 respondents, UK received 5 (0.1%)

Share of votes by group

2% UK  
1% Estonia  
1% Sweden

Share of votes by country

■ Top %  
■ 10+ %  
■ 5-9 %  
■ 1-4 %

Rounded results. 0% shares not shown.

# Deeper Integration Votes for UK by UK Network

**Q5** "Which EU member states, including your own, are generally committed to deeper integration or 'more Europe'?"

- EU  Affluent Seven
- Big Six  Southern Seven
- Founding Six  Visegrád Four

- |                                |  |
|--------------------------------|--|
| Austria <input type="radio"/>  | Italy <input type="radio"/>                |
| Belgium <input type="radio"/>  | Latvia <input type="radio"/>               |
| Bulgaria <input type="radio"/> | Lithuania <input type="radio"/>            |
| Croatia <input type="radio"/>  | Luxembourg <input type="radio"/>           |
| Cyprus <input type="radio"/>   | Malta <input type="radio"/>                |
| Czech R. <input type="radio"/> | Netherlands <input type="radio"/>          |
| Denmark <input type="radio"/>  | Poland <input type="radio"/>               |
| Estonia <input type="radio"/>  | Portugal <input type="radio"/>             |
| Finland <input type="radio"/>  | Romania <input type="radio"/>              |
| France <input type="radio"/>   | Slovakia <input type="radio"/>             |
| Germany <input type="radio"/>  | Slovenia <input type="radio"/>             |
| Greece <input type="radio"/>   | Spain <input type="radio"/>                |
| Hungary <input type="radio"/>  | Sweden <input type="radio"/>               |
| Ireland <input type="radio"/>  | <b>UK <input checked="" type="radio"/></b> |

Preferences Overview

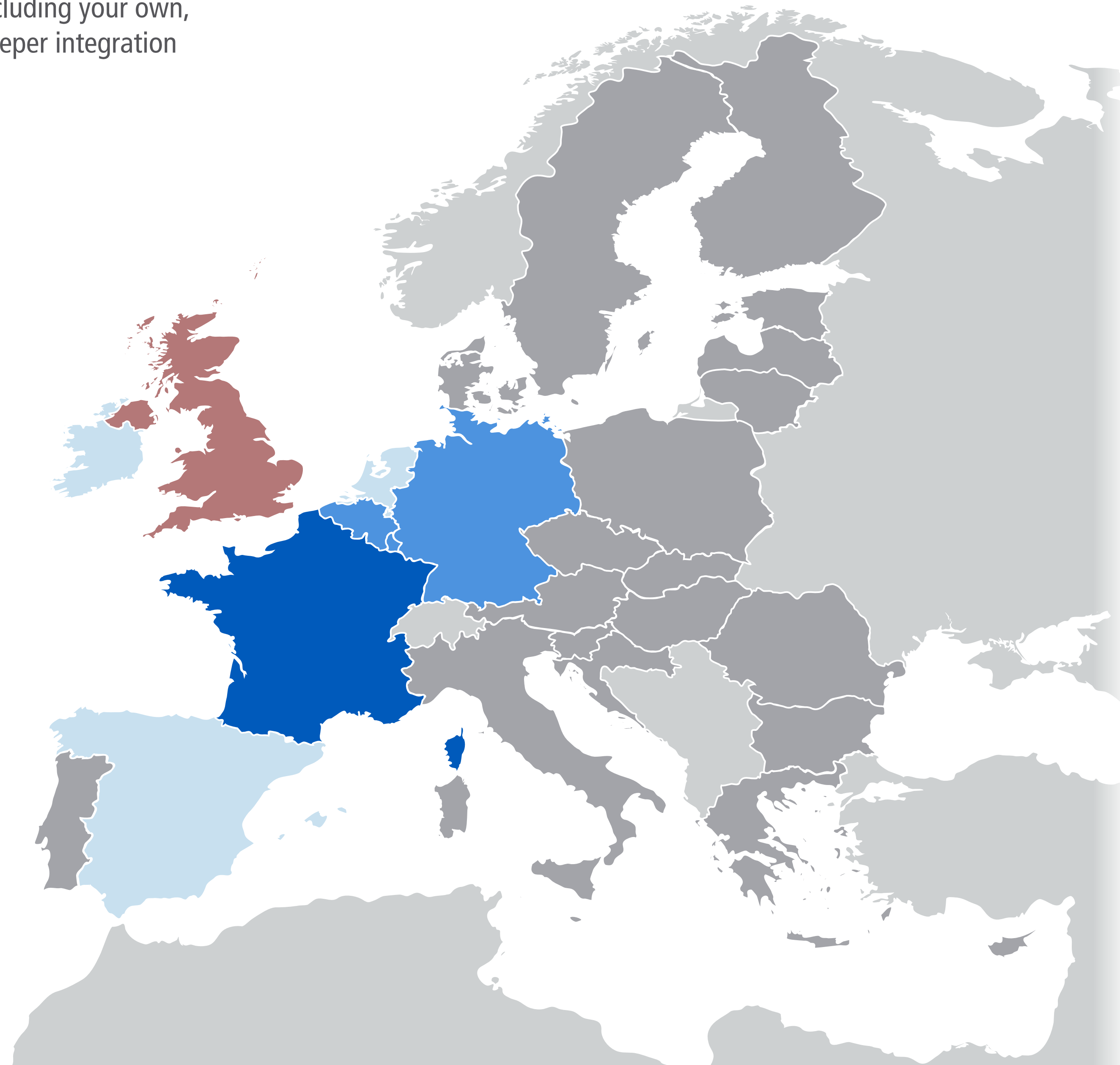
Most Contacted

Shared Interests

Most Responsive

Most Disappointing

**Commitment to Deeper Integration**



Of 102 votes by 23 respondents, France received the most: 18

66%	Founding 6	Share of votes for group
42%	Big 6	
37%	Affluent 7	
30%	Southern 7	
3%	Visegrád 4	

18%	France	Share of votes for country
15%	Belgium	
13%	Germany	
13%	Luxembourg	
8%	Ireland	
5%	Netherlands	
5%	Spain	
4%	Portugal	
3%	Italy	
3%	Slovenia	
2%	Austria	
2%	Finland	
2%	Poland	
2%	UK	
1%	Denmark	
1%	Estonia	
1%	Latvia	
1%	Lithuania	
1%	Malta	
1%	Romania	
1%	Slovakia	

- Top %
- 10+ %
- 5-9 %
- 1-4 %

Rounded results. 0% shares not shown.



# Deeper Integration Votes for UK by UK Network

**Q5** "Which EU member states, including your own, are generally committed to deeper integration or 'more Europe'?"

EU	<	○	Affluent Seven	<	>		
Big Six	<	>	Southern Seven	<	>		
Founding Six	<	>	Visegrád Four	<	>		
Austria	<	>	○	Italy	<	>	○
Belgium	<	>	○	Latvia	<	>	○
Bulgaria	<	>	○	Lithuania	<	>	○
Croatia	<	>	○	Luxembourg	<	>	○
Cyprus	<	>	○	Malta	<	>	○
Czech R.	<	>	○	Netherlands	<	>	○
Denmark	<	>	○	Poland	<	>	○
Estonia	<	>	○	Portugal	<	>	○
Finland	<	>	○	Romania	<	>	○
France	<	>	○	Slovakia	<	>	○
Germany	<	>	○	Slovenia	<	>	○
Greece	<	>	○	Spain	<	>	○
Hungary	<	>	○	Sweden	<	>	○
Ireland	<	>	○	UK	<	>	●

Preferences Overview

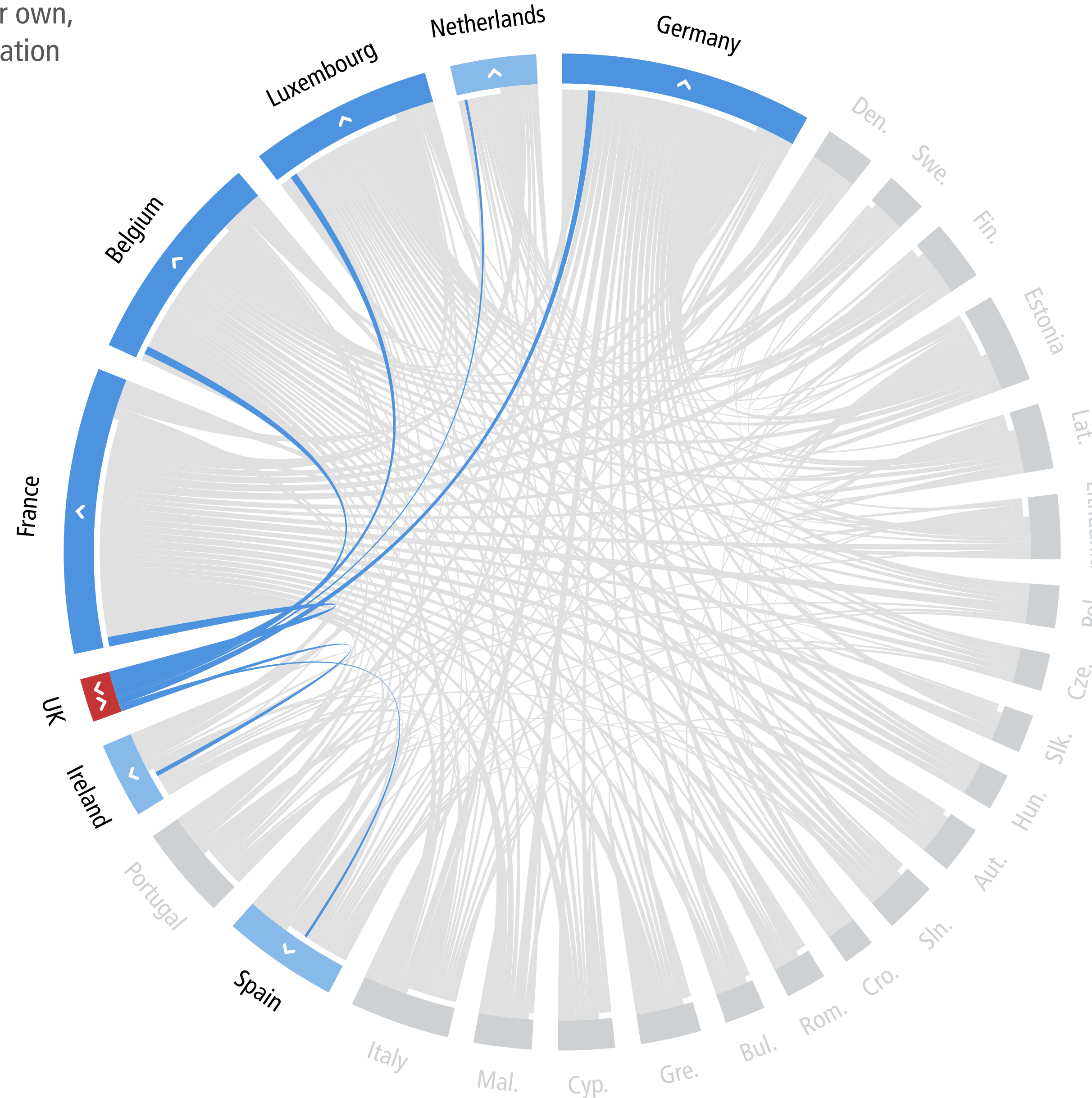
Most Contacted

Shared Interests

Most Responsive

Most Disappointing

Commitment to Deeper Integration



Lopsided votes

> Only sending to

- 18% France
- 15% Belgium
- 13% Germany
- 13% Luxembourg
- 8% Ireland
- 5% Netherlands
- 5% Spain

Rounded results. Shares below 5% not shown.



UK



EU28 Survey

Findings

Chapters

Preferences

Influence

Policies & Partners

ecfr.eu/eucoalitionexplorer

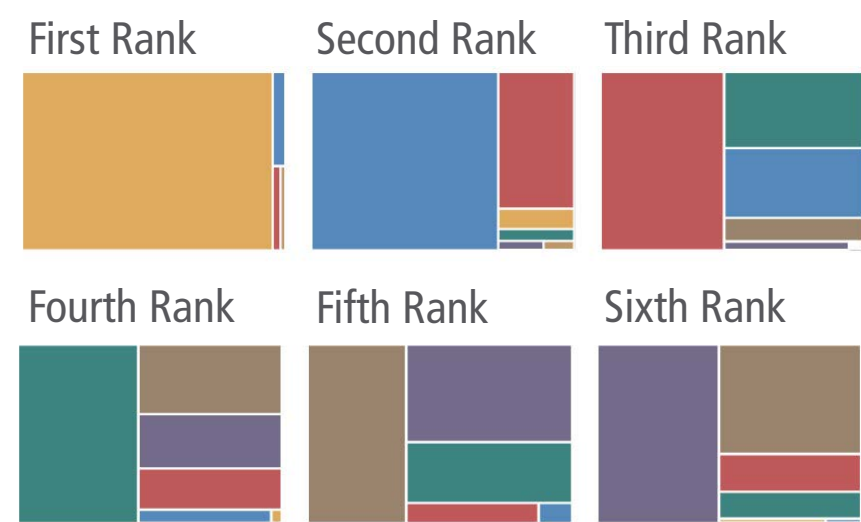
# Policy Influence

## Q6

N=640

### Big Six Fiscal Policy

“Please rank the six large EU member states according to their influence on EU fiscal policy over the past two years. (first rank being the most influential)”

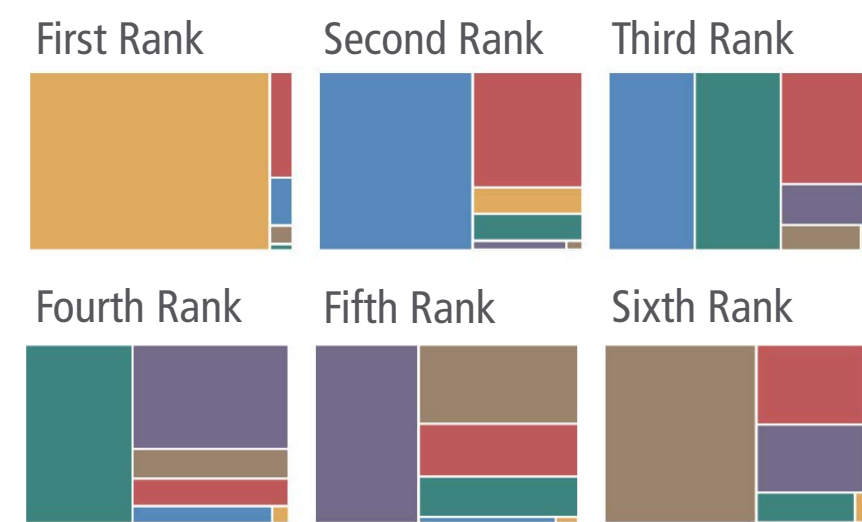


## Q7

N=624

### Big Six Border Security and Migration Policy

“Please rank the six large EU member states according to their influence on EU border security and migration policy over the past two years. (first rank being the most influential)”

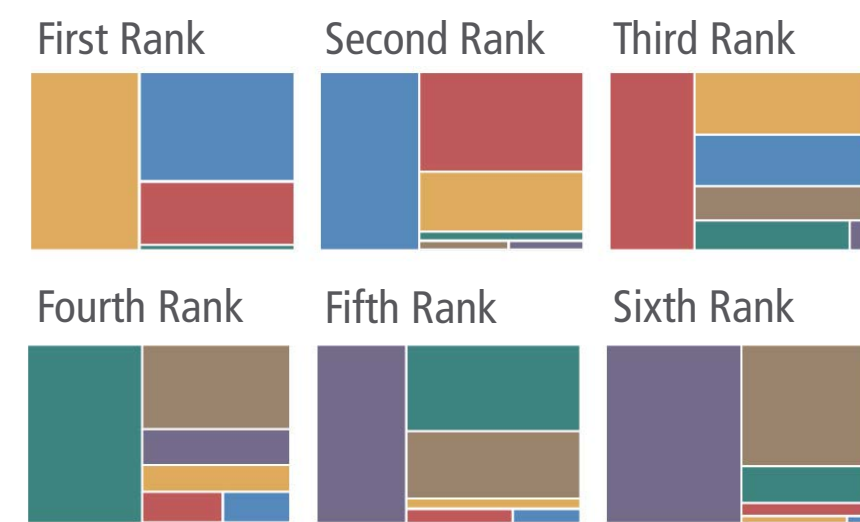


## Q8

N=620

### Big Six Foreign, Security and Defence Policy

“Please rank the six large EU member states according to their influence on EU foreign, security, and defence policy over the past two years. (first rank being the most influential)”

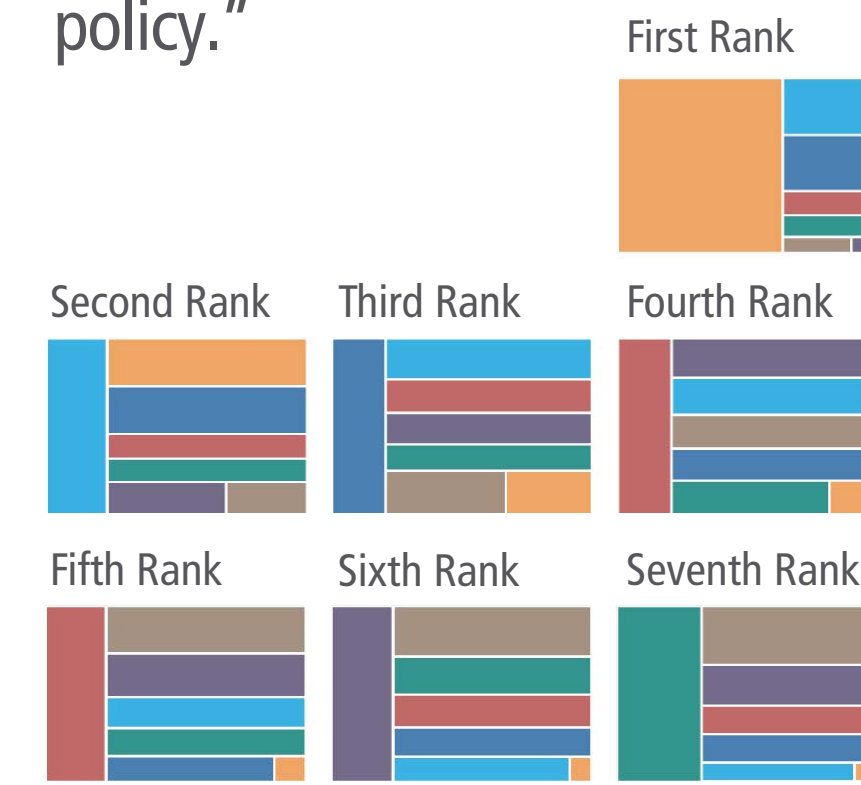


## Q9

N=508

### Affluent Seven EU Policy

“Please rank the affluent seven EU states according to their influence on EU fiscal policy, border security and migration policy, as well as foreign, security, and defence policy.”





# Big Six Fiscal Policy Ranking by EU

Q6

“Please rank the six large EU member states according to their influence on EU fiscal policy over the past two years. (first rank being the most influential)”

EU	Affluent Seven
Big Six	Southern Seven
Founding Six	Visegrád Four
Austria	Italy
Belgium	Latvia
Bulgaria	Lithuania
Croatia	Luxembourg
Cyprus	Malta
Czech Rep.	Netherlands
Denmark	Poland
Estonia	Portugal
Finland	Romania
France	Slovakia
Germany	Slovenia
Greece	Spain
Hungary	Sweden
Ireland	UK

Influence Overview


**Big Six Fiscal Policy**

Big Six Border Security and Migration Policy

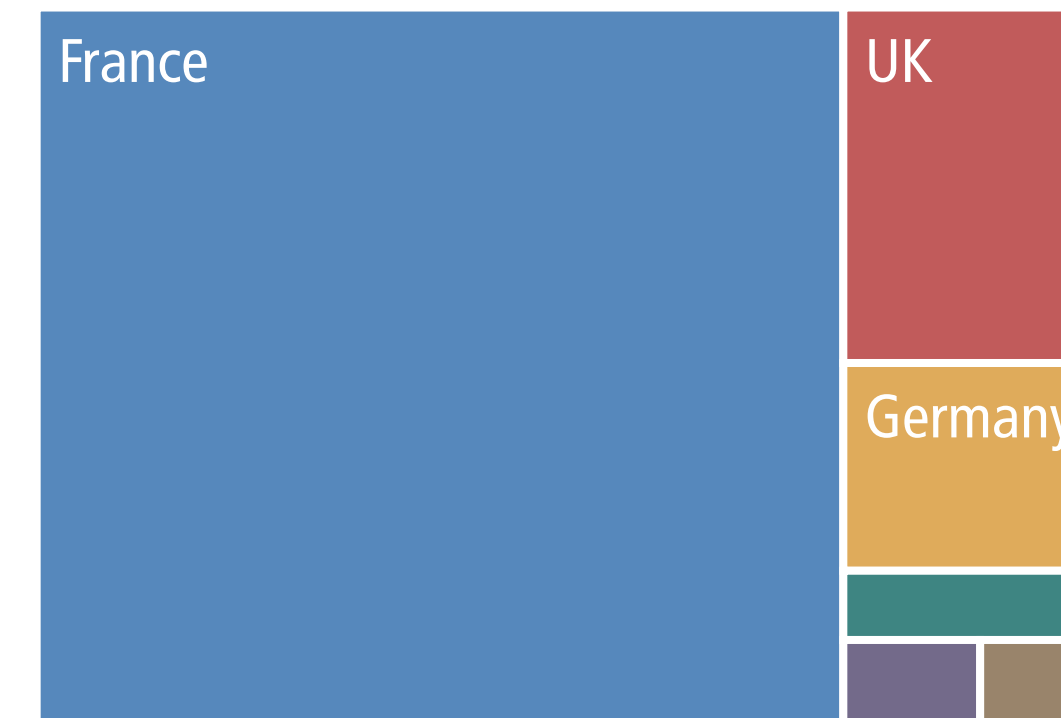
Big Six Foreign, Security and Defence Policy

Affluent Seven EU Policy

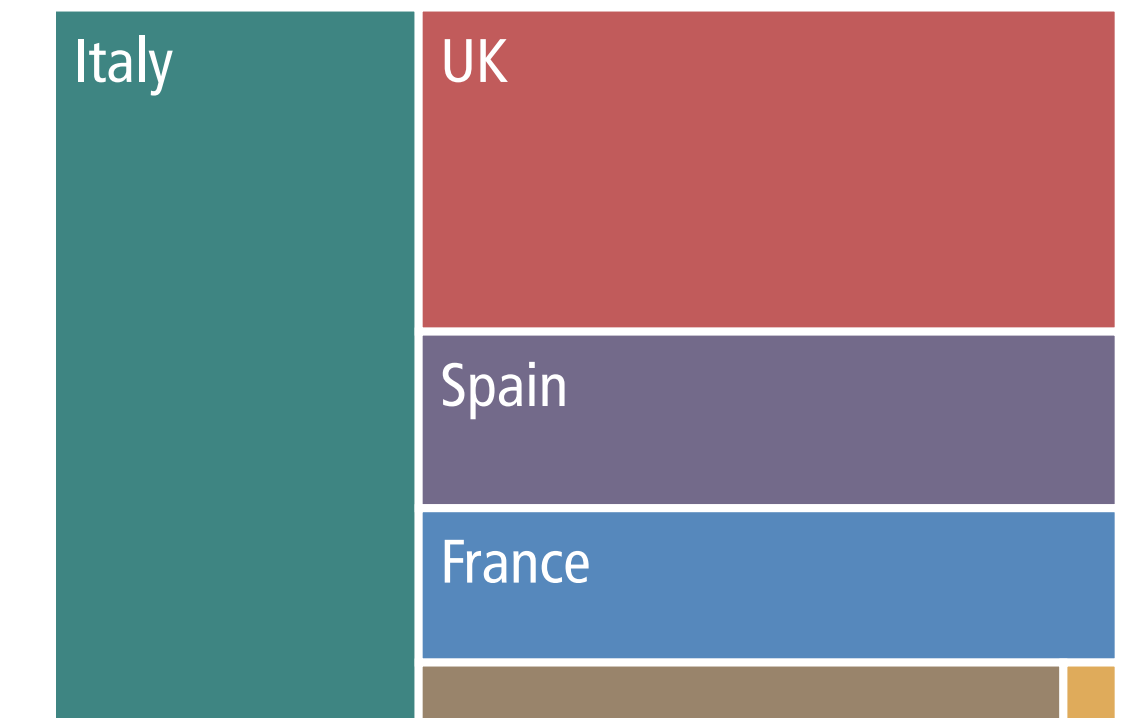
First Rank



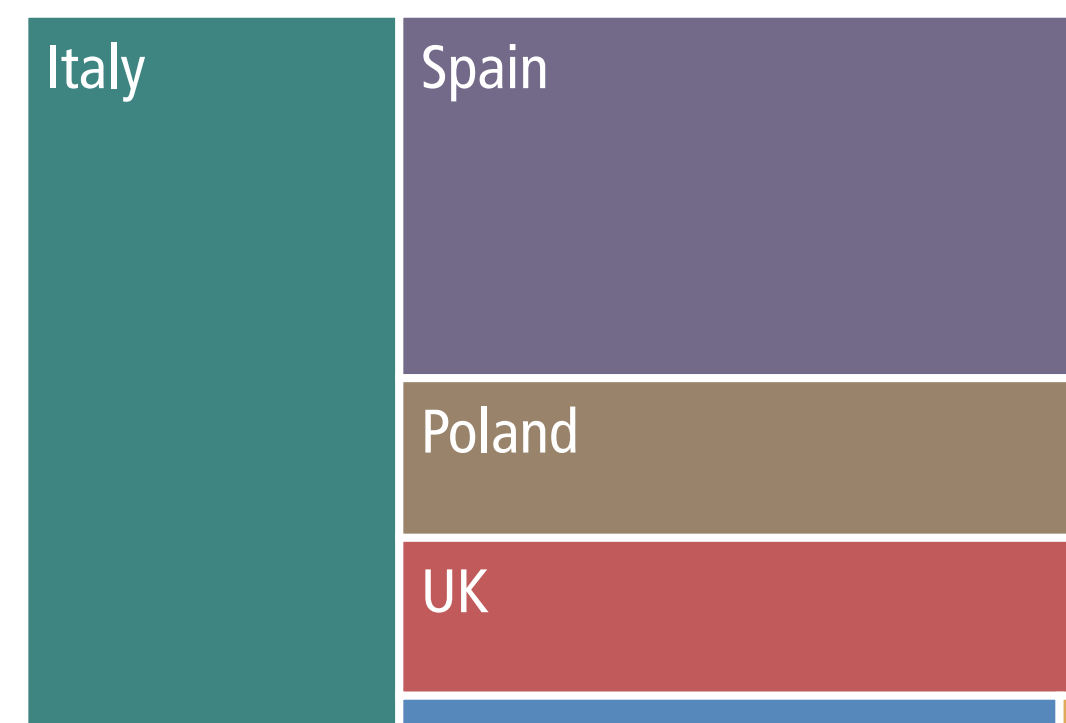
Second Rank



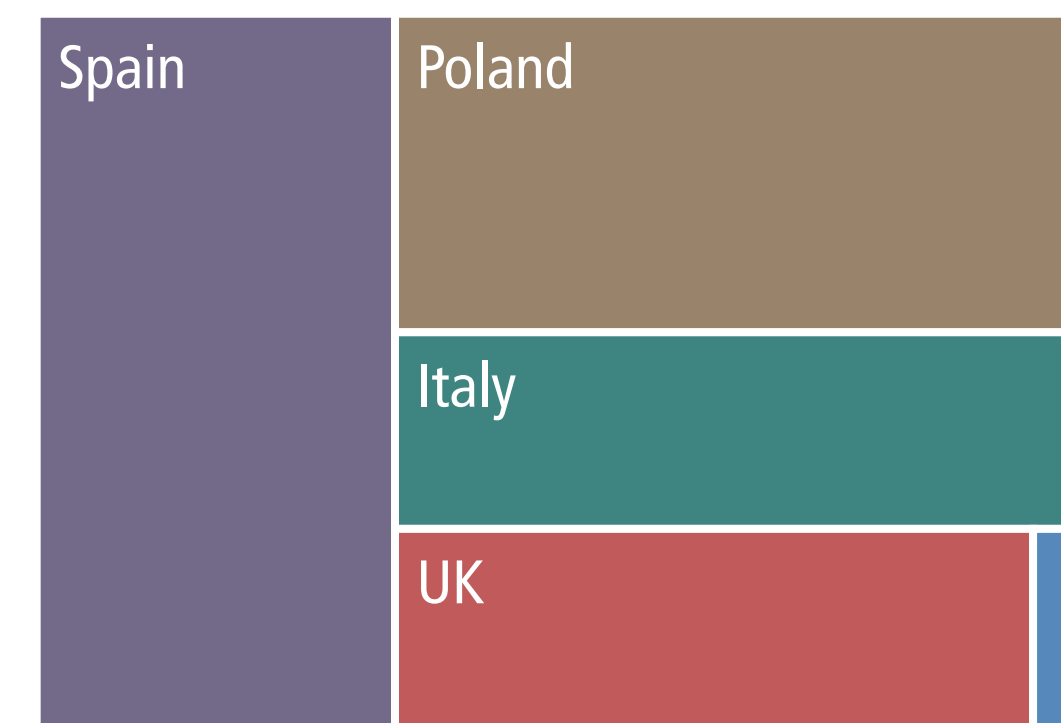
Third Rank




Fourth Rank



Fifth Rank



Sixth Rank



Number of respondents: 640. Size of rectangles corresponds with respondents' respective rankings. Countries with equal values are sorted from A-Z.



EU



EU28 Survey

Findings

Chapters

Preferences

**Influence**

Policies & Partners

[ecfr.eu/eucoalitionexplorer](https://ecfr.eu/eucoalitionexplorer)

# Big Six Fiscal Policy Ranking by Big Six

Q6

“Please rank the six large EU member states according to their influence on EU fiscal policy over the past two years. (first rank being the most influential)”

EU	Affluent Seven
Big Six	Southern Seven
Founding Six	Visegrád Four
Austria	Italy
Belgium	Latvia
Bulgaria	Lithuania
Croatia	Luxembourg
Cyprus	Malta
Czech Rep.	Netherlands
Denmark	Poland
Estonia	Portugal
Finland	Romania
France	Slovakia
Germany	Slovenia
Greece	Spain
Hungary	Sweden
Ireland	UK

Influence Overview


Big Six Fiscal Policy

Big Six Border Security and Migration Policy

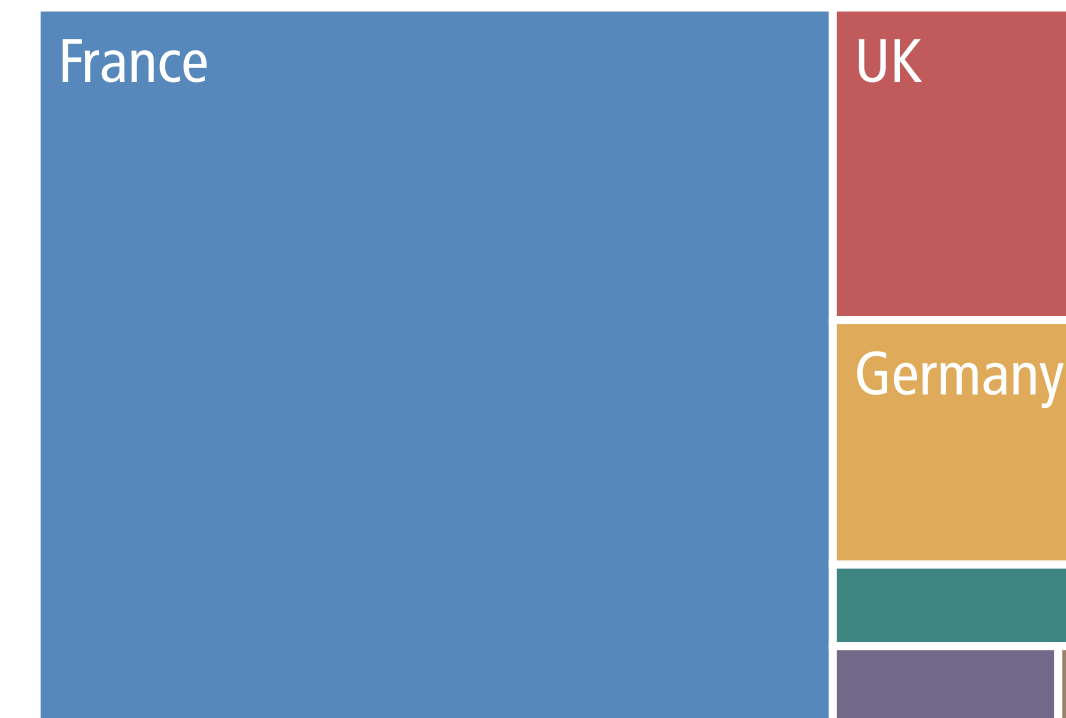
Big Six Foreign, Security and Defence Policy

Affluent Seven EU Policy

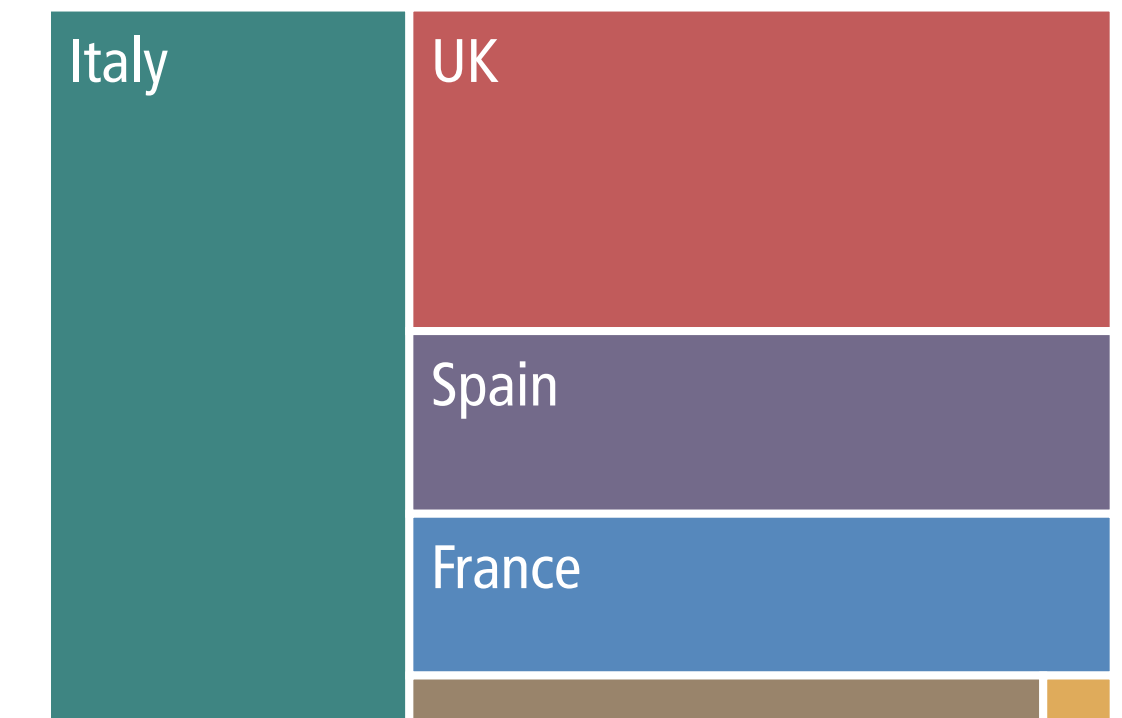
First Rank



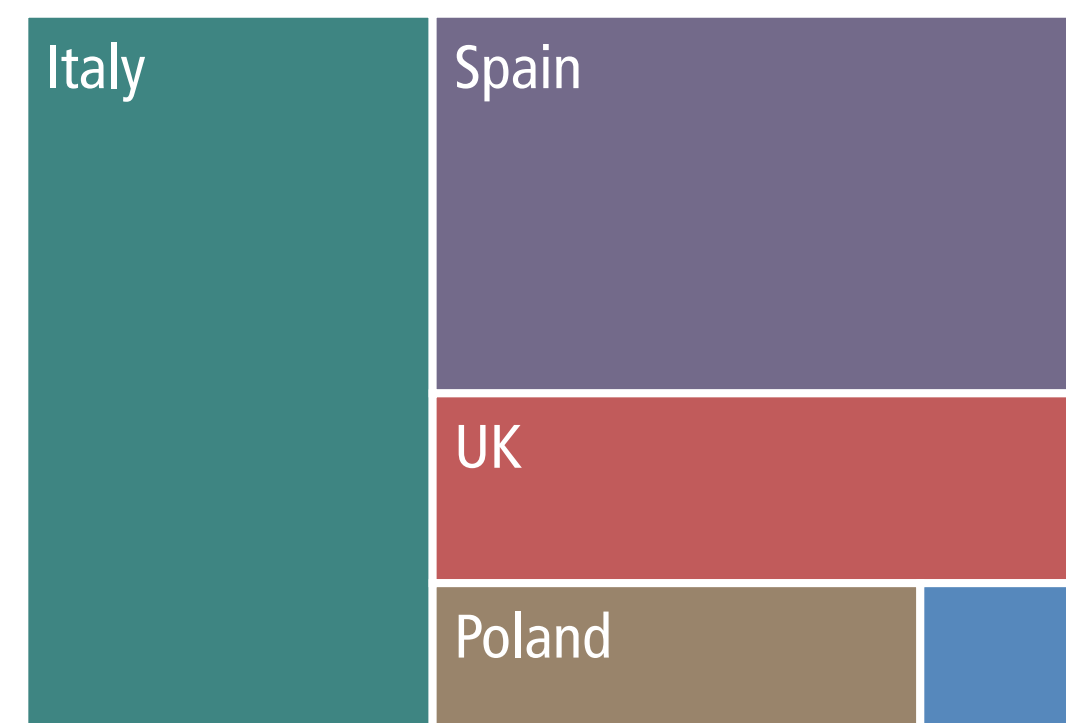
Second Rank



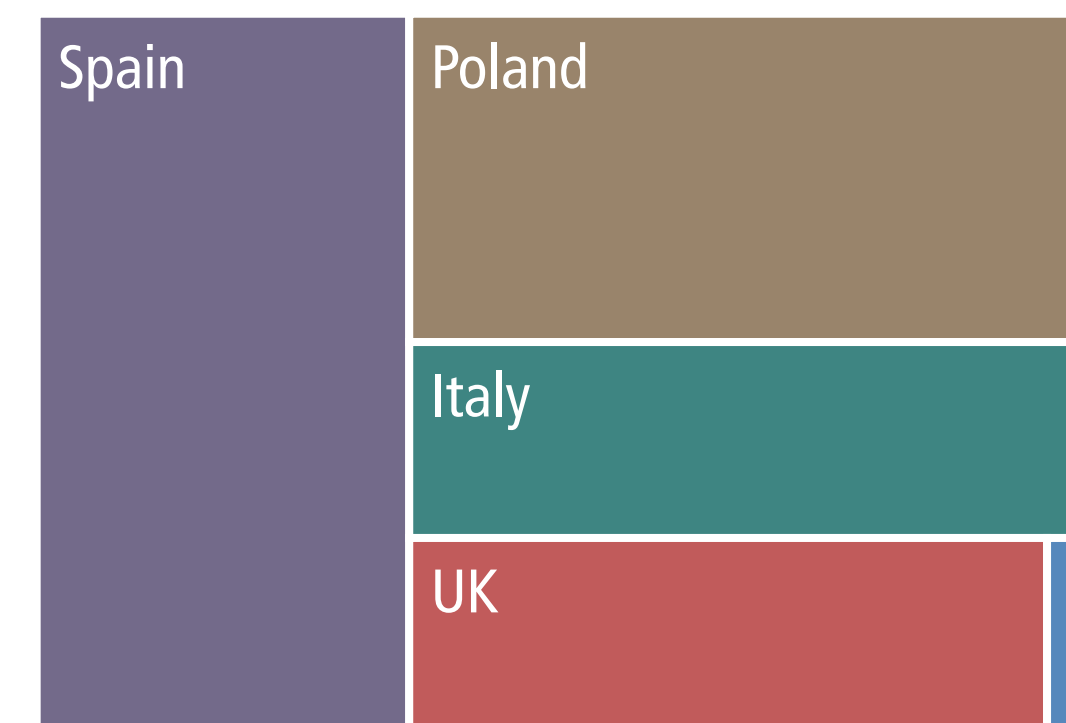
Third Rank



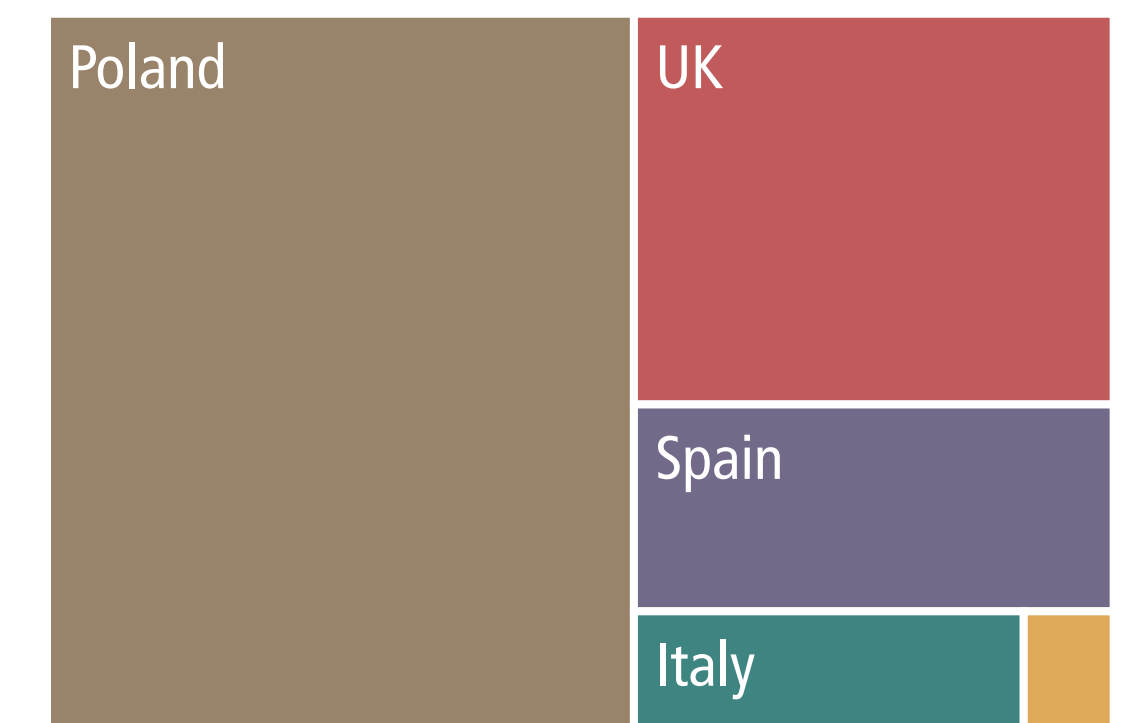
Fourth Rank



Fifth Rank



Sixth Rank



Number of respondents: 209. Size of rectangles corresponds with respondents' respective rankings. Countries with equal values are sorted from A-Z.



# Big Six Fiscal Policy Ranking by Founding Six

Q6

“Please rank the six large EU member states according to their influence on EU fiscal policy over the past two years. (first rank being the most influential)”

EU Big Six	Affluent Seven
Founding Six	Southern Seven
	Visegrád Four
Austria	Italy
Belgium	Latvia
Bulgaria	Lithuania
Croatia	Luxembourg
Cyprus	Malta
Czech Rep.	Netherlands
Denmark	Poland
Estonia	Portugal
Finland	Romania
France	Slovakia
Germany	Slovenia
Greece	Spain
Hungary	Sweden
Ireland	UK

Influence Overview


**Big Six Fiscal Policy**

Big Six Border Security and Migration Policy

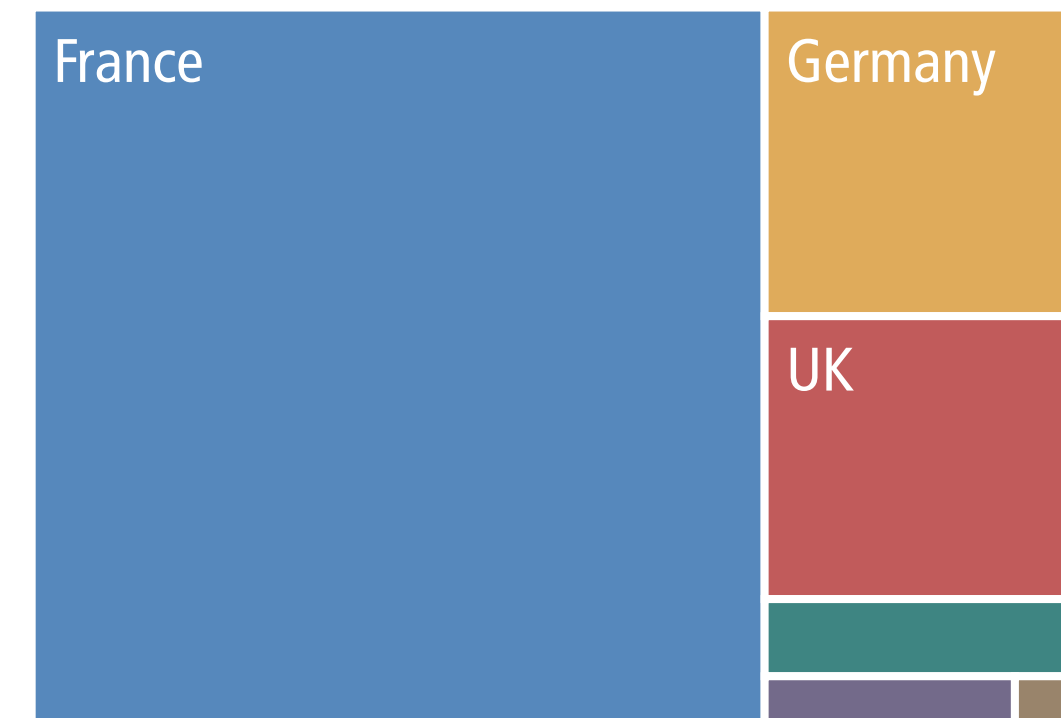
Big Six Foreign, Security and Defence Policy

Affluent Seven EU Policy

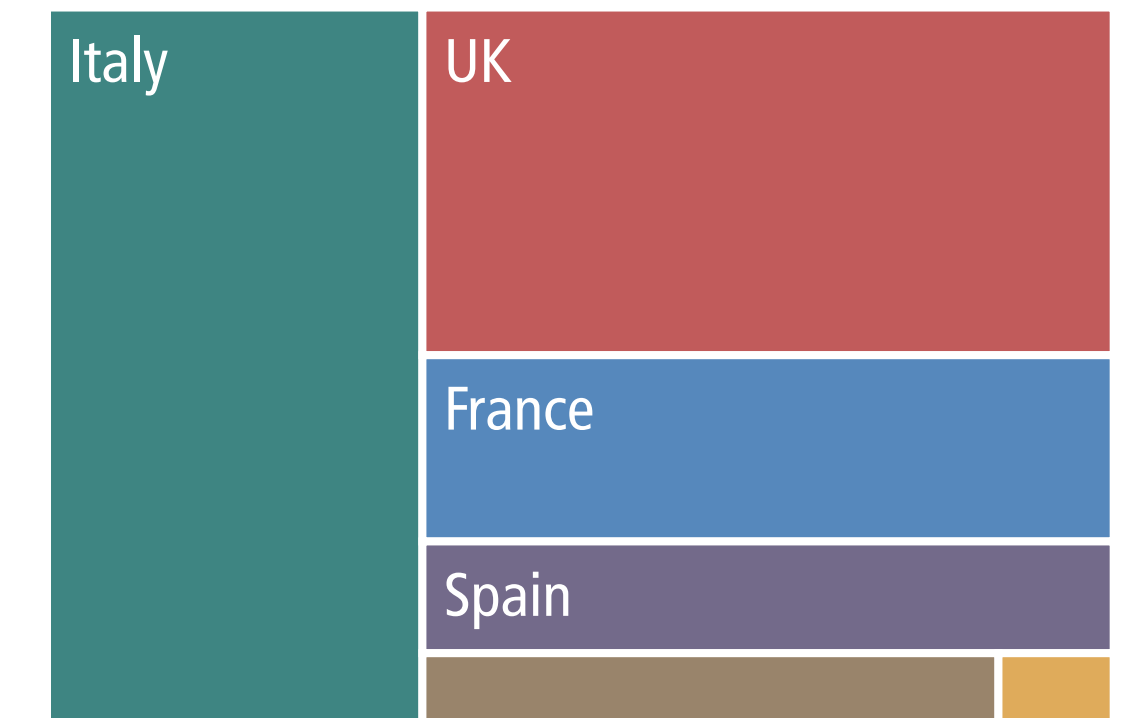
First Rank




Second Rank



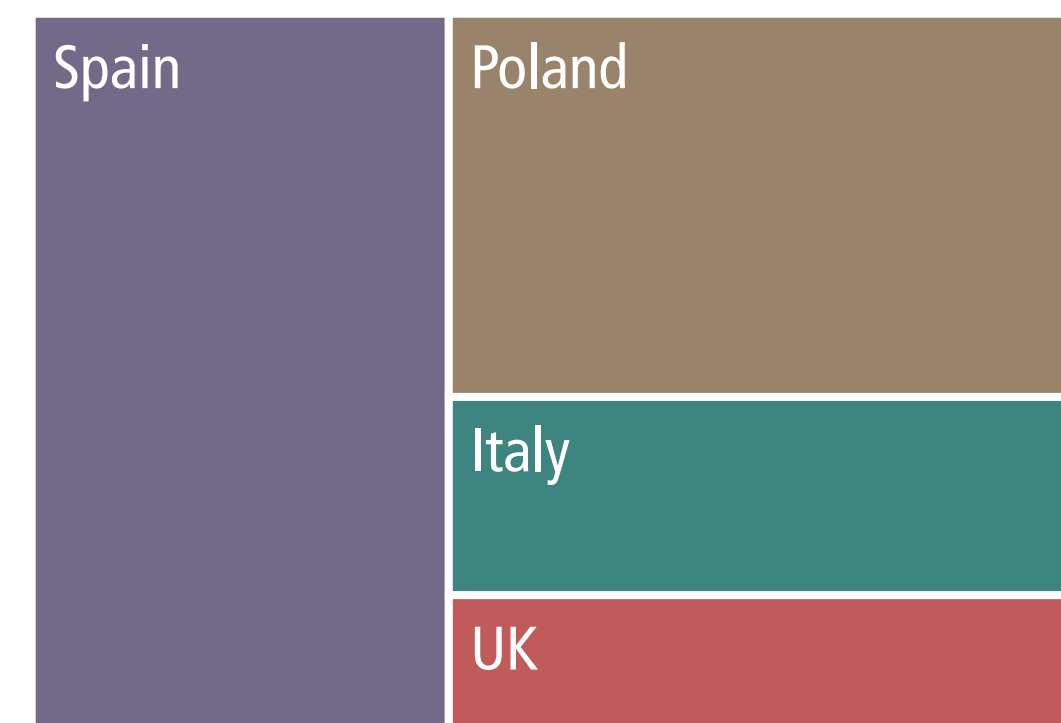
Third Rank




Fourth Rank



Fifth Rank



Sixth Rank



Number of respondents: 179. Size of rectangles corresponds with respondents' respective rankings. Countries with equal values are sorted from A-Z.

# Big Six Fiscal Policy Ranking by Affluent Seven

Q6

“Please rank the six large EU member states according to their influence on EU fiscal policy over the past two years. (first rank being the most influential)”

EU	Affluent Seven
Big Six	Southern Seven
Founding Six	Visegrád Four
Austria	Italy
Belgium	Latvia
Bulgaria	Lithuania
Croatia	Luxembourg
Cyprus	Malta
Czech Rep.	Netherlands
Denmark	Poland
Estonia	Portugal
Finland	Romania
France	Slovakia
Germany	Slovenia
Greece	Spain
Hungary	Sweden
Ireland	UK

Influence Overview


**Big Six Fiscal Policy**

Big Six Border Security and Migration Policy

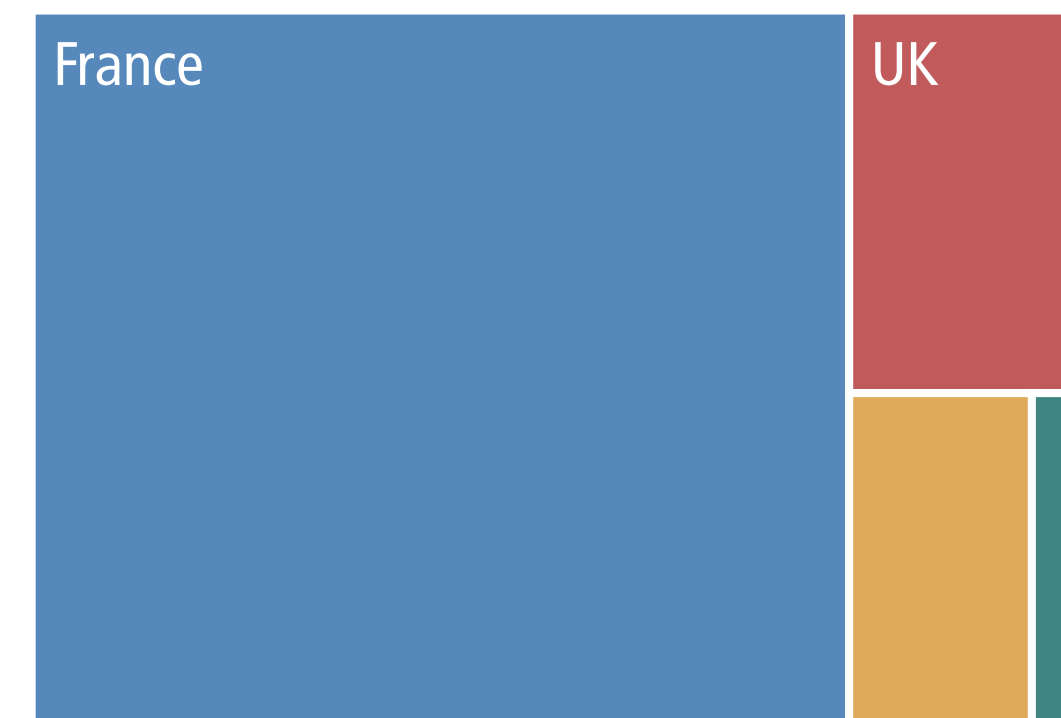
Big Six Foreign, Security and Defence Policy

Affluent Seven EU Policy


First Rank




Second Rank



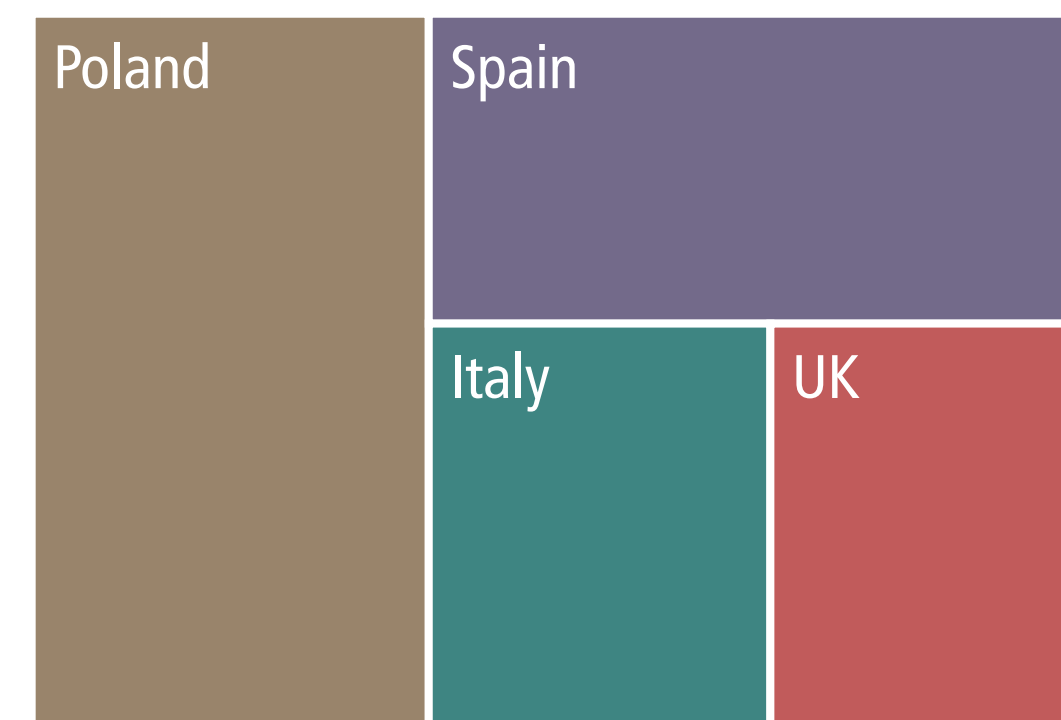
Third Rank



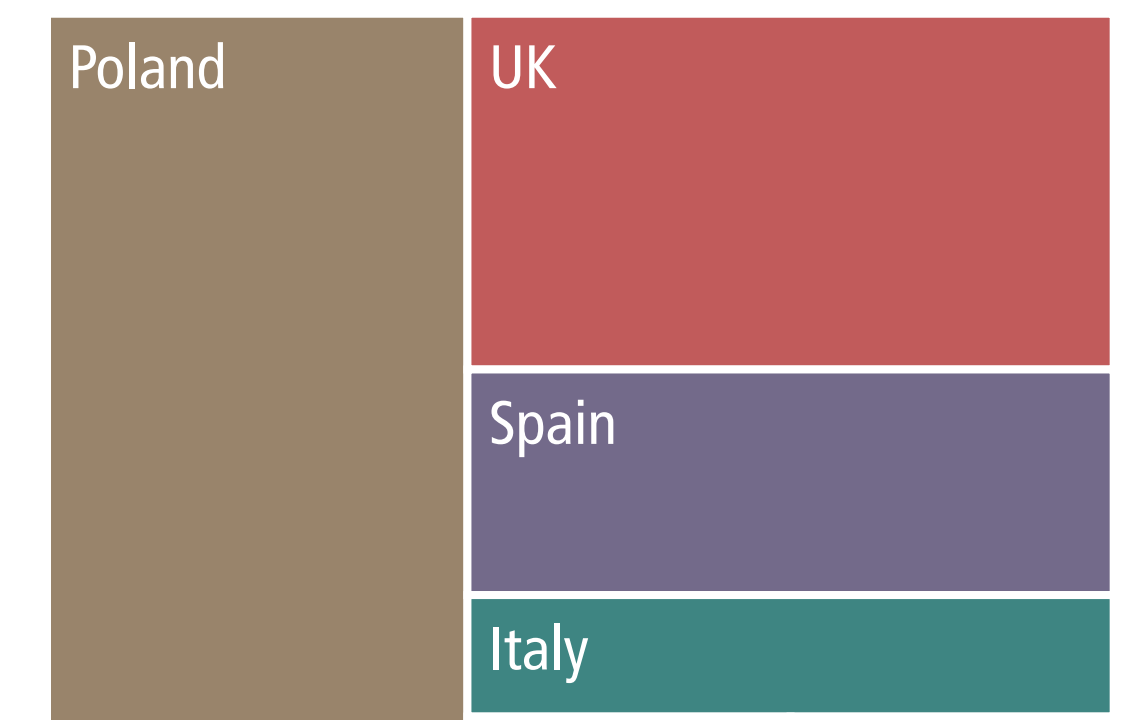
Fourth Rank



Fifth Rank



Sixth Rank



Number of respondents: 137. Size of rectangles corresponds with respondents' respective rankings. Countries with equal values are sorted from A-Z.



# Big Six Fiscal Policy Ranking by Southern Seven

Q6

“Please rank the six large EU member states according to their influence on EU fiscal policy over the past two years. (first rank being the most influential)”

EU Big Six	Affluent Seven
Founding Six	<b>Southern Seven</b>
	Visegrád Four
Austria	Italy
Belgium	Latvia
Bulgaria	Lithuania
Croatia	Luxembourg
Cyprus	Malta
Czech Rep.	Netherlands
Denmark	Poland
Estonia	Portugal
Finland	Romania
France	Slovakia
Germany	Slovenia
Greece	Spain
Hungary	Sweden
Ireland	UK

Influence Overview


**Big Six Fiscal Policy**

Big Six Border Security and Migration Policy

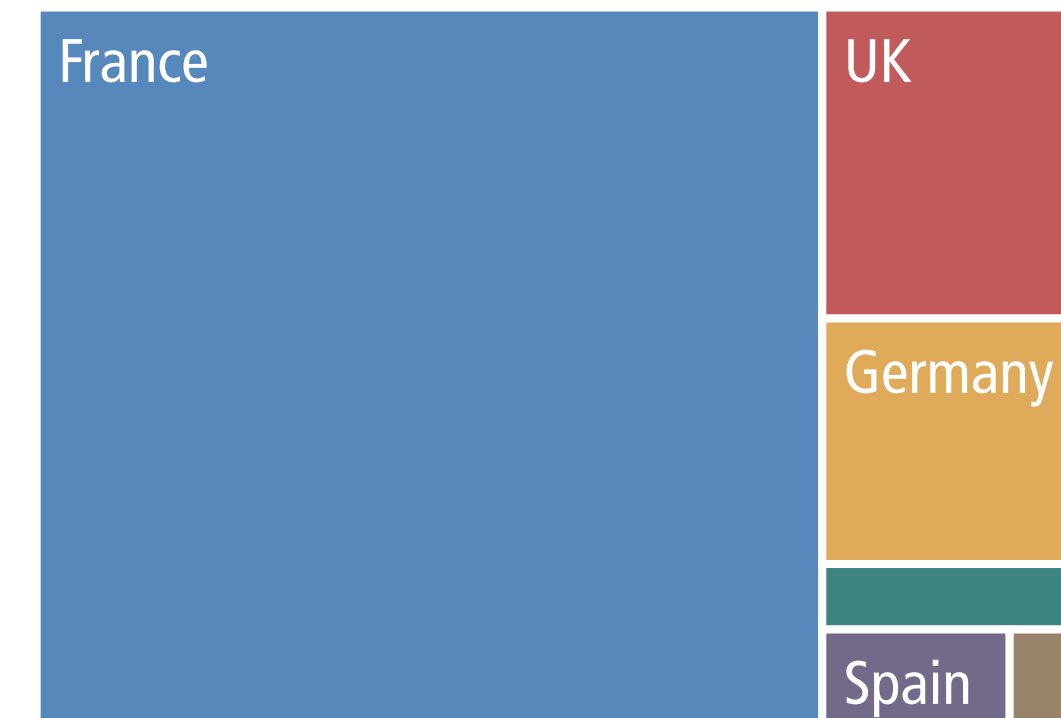
Big Six Foreign, Security and Defence Policy

Affluent Seven EU Policy

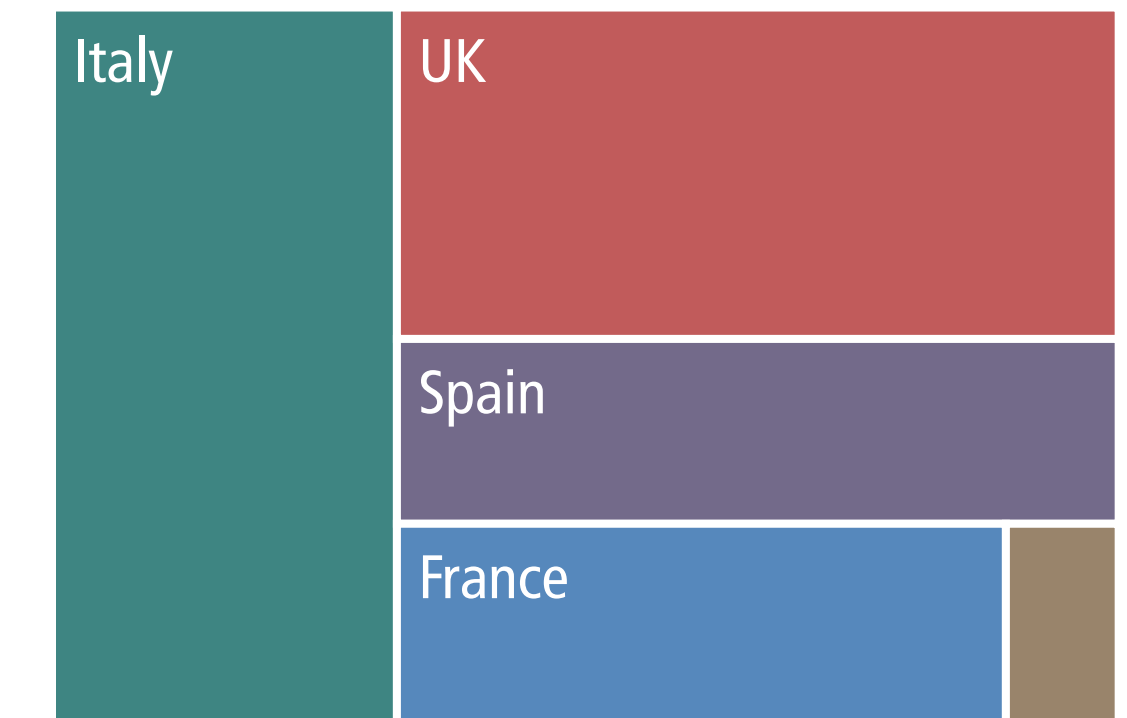
First Rank




Second Rank



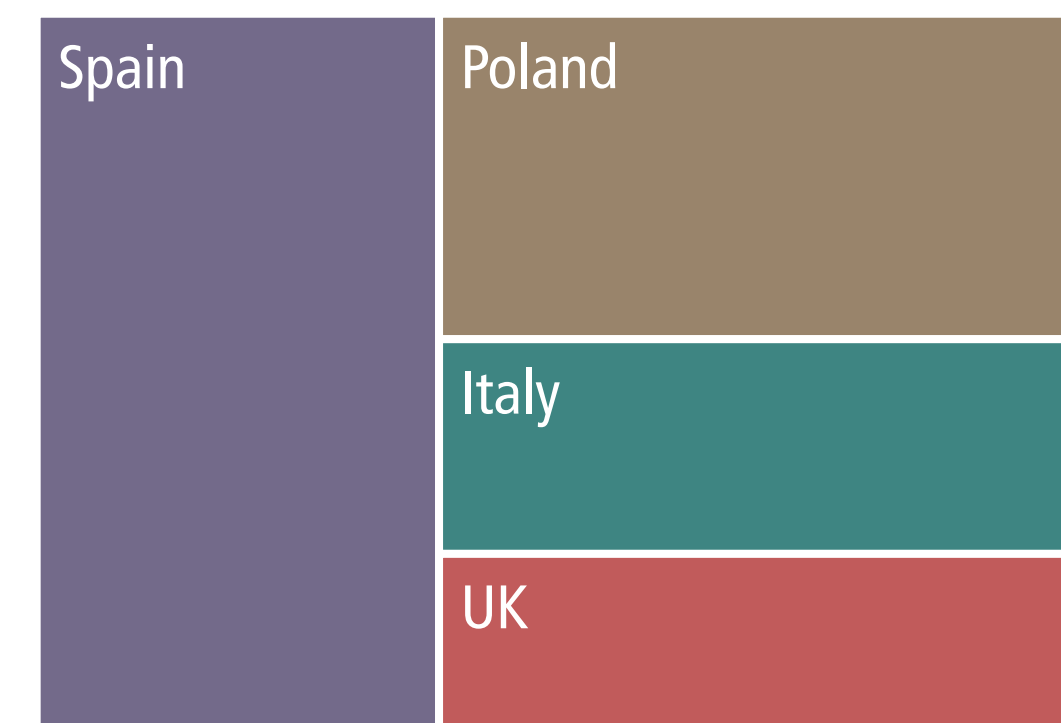
Third Rank



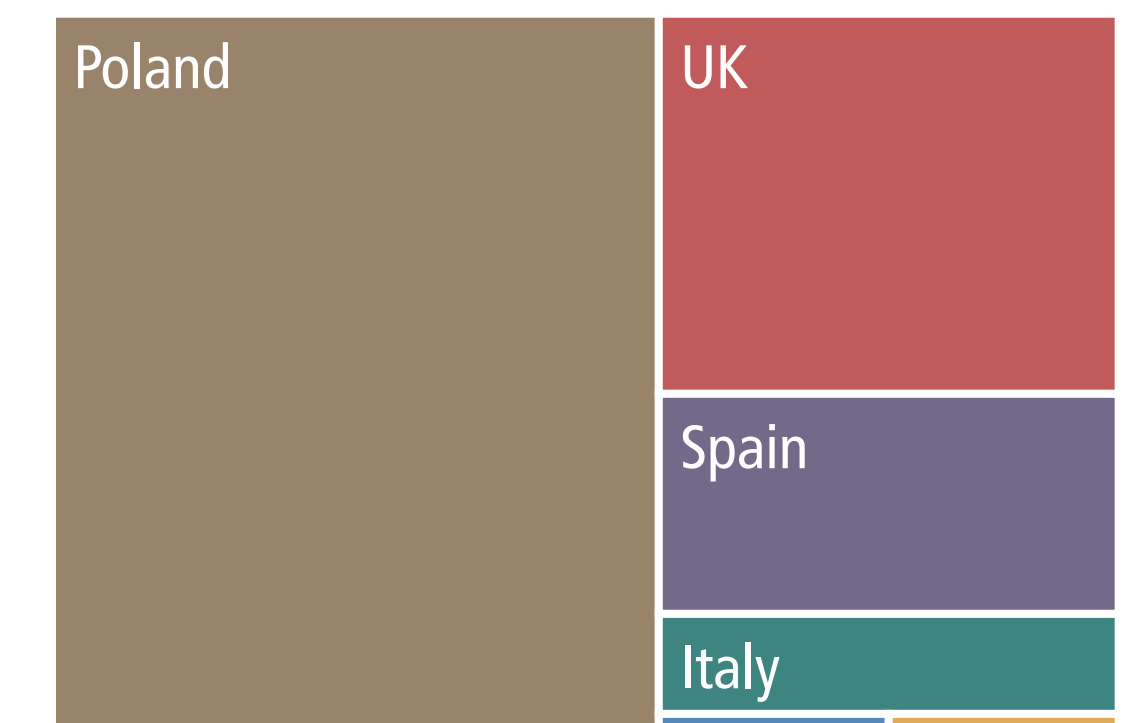
Fourth Rank



Fifth Rank



Sixth Rank



Number of respondents: 167. Size of rectangles corresponds with respondents' respective rankings. Countries with equal values are sorted from A-Z.

# Big Six Fiscal Policy Ranking by Visegrád Four

Q6

“Please rank the six large EU member states according to their influence on EU fiscal policy over the past two years. (first rank being the most influential)”

EU Big Six	Affluent Seven	Southern Seven	Visegrád Four
Austria	Italy		
Belgium	Latvia		
Bulgaria	Lithuania		
Croatia	Luxembourg		
Cyprus	Malta		
Czech Rep.	Netherlands		
Denmark	Poland		
Estonia	Portugal		
Finland	Romania		
France	Slovakia		
Germany	Slovenia		
Greece	Spain		
Hungary	Sweden		
Ireland	UK		

Influence Overview


**Big Six Fiscal Policy**

Big Six Border Security and Migration Policy

Big Six Foreign, Security and Defence Policy

Affluent Seven EU Policy


First Rank



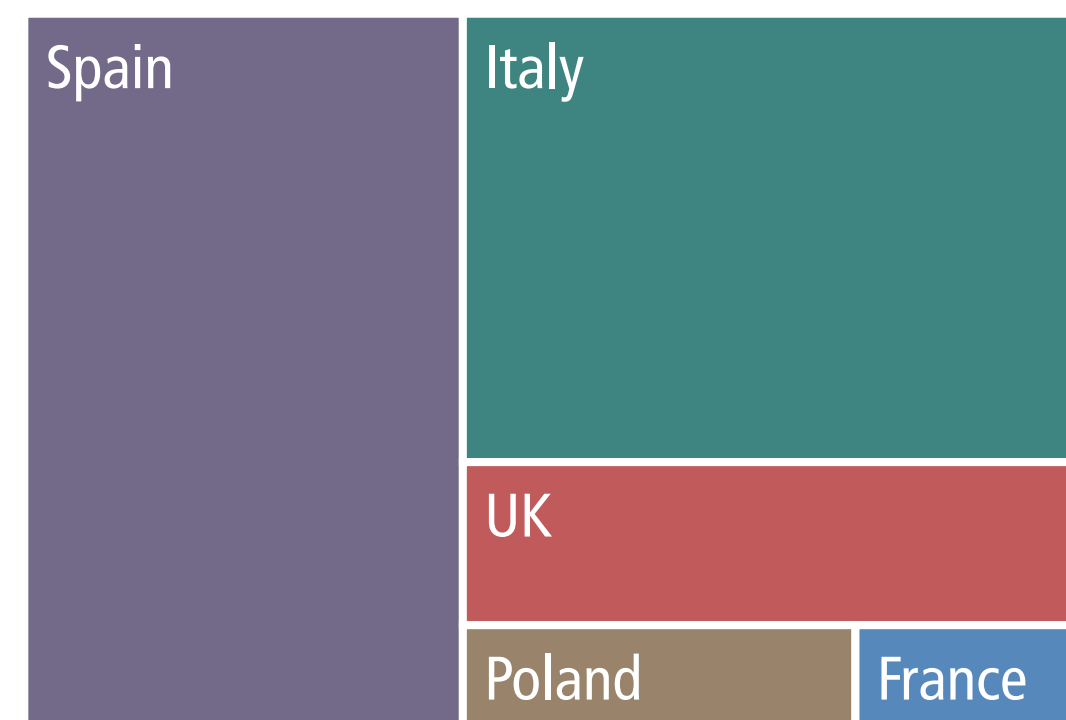
Second Rank




Third Rank




Fourth Rank



Fifth Rank



Sixth Rank



Number of respondents: 90. Size of rectangles corresponds with respondents' respective rankings. Countries with equal values are sorted from A-Z.



# Big Six Fiscal Policy Ranking by Austria

Q6

“Please rank the six large EU member states according to their influence on EU fiscal policy over the past two years. (first rank being the most influential)”

EU Big Six Founding Six	Affluent Seven Southern Seven Visegrád Four
<b>Austria</b>	Italy
Belgium	Latvia
Bulgaria	Lithuania
Croatia	Luxembourg
Cyprus	Malta
Czech Rep.	Netherlands
Denmark	Poland
Estonia	Portugal
Finland	Romania
France	Slovakia
Germany	Slovenia
Greece	Spain
Hungary	Sweden
Ireland	UK

Influence Overview


**Big Six Fiscal Policy**

Big Six Border Security and Migration Policy

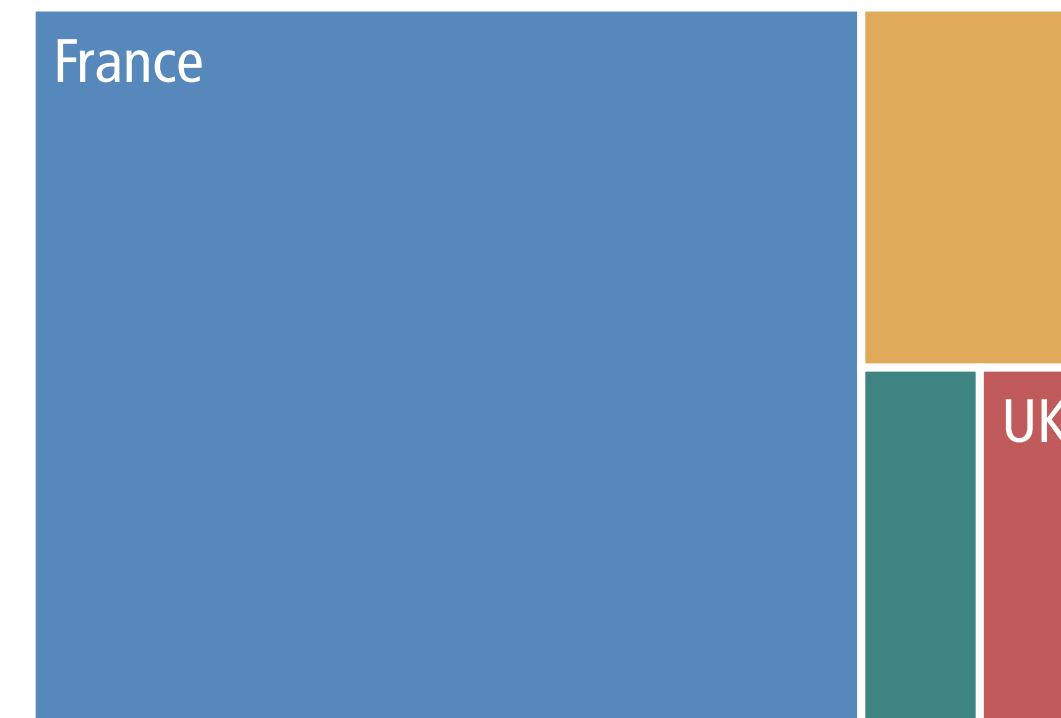
Big Six Foreign, Security and Defence Policy

Affluent Seven EU Policy


First Rank




Second Rank




Third Rank




Fourth Rank



Fifth Rank



Sixth Rank



Number of respondents: 18. Size of rectangles corresponds with respondents' respective rankings. Countries with equal values are sorted from A-Z.



Austria



EU28 Survey

Findings

Chapters

Preferences

**Influence**

Policies & Partners

[ecfr.eu/eucoalitionexplorer](http://ecfr.eu/eucoalitionexplorer)

# Big Six Fiscal Policy Ranking by Belgium

Q6

“Please rank the six large EU member states according to their influence on EU fiscal policy over the past two years. (first rank being the most influential)”

EU Big Six Founding Six	Affluent Seven Southern Seven Visegrád Four
Austria	Italy
<b>Belgium</b>	Latvia
Bulgaria	Lithuania
Croatia	Luxembourg
Cyprus	Malta
Czech Rep.	Netherlands
Denmark	Poland
Estonia	Portugal
Finland	Romania
France	Slovakia
Germany	Slovenia
Greece	Spain
Hungary	Sweden
Ireland	UK

Influence Overview


**Big Six Fiscal Policy**

Big Six Border Security and Migration Policy

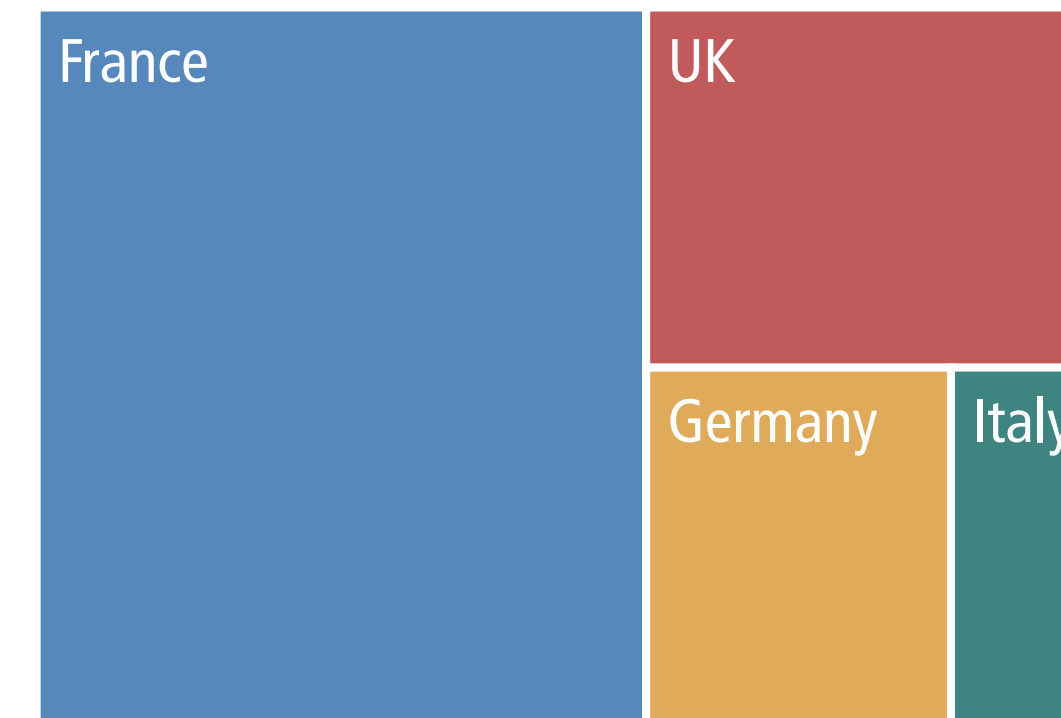
Big Six Foreign, Security and Defence Policy

Affluent Seven EU Policy


First Rank




Second Rank




Third Rank




Fourth Rank



Fifth Rank



Sixth Rank



Number of respondents: 14. Size of rectangles corresponds with respondents' respective rankings. Countries with equal values are sorted from A-Z.



# Big Six Fiscal Policy Ranking by Bulgaria

**Q6** “Please rank the six large EU member states according to their influence on EU fiscal policy over the past two years. (first rank being the most influential)”

EU Big Six Founding Six	Affluent Seven Southern Seven Visegrád Four
Austria	Italy
Belgium	Latvia
<b>Bulgaria</b>	Lithuania
Croatia	Luxembourg
Cyprus	Malta
Czech Rep.	Netherlands
Denmark	Poland
Estonia	Portugal
Finland	Romania
France	Slovakia
Germany	Slovenia
Greece	Spain
Hungary	Sweden
Ireland	UK

## Influence Overview


### Big Six Fiscal Policy

Big Six Border Security and Migration Policy

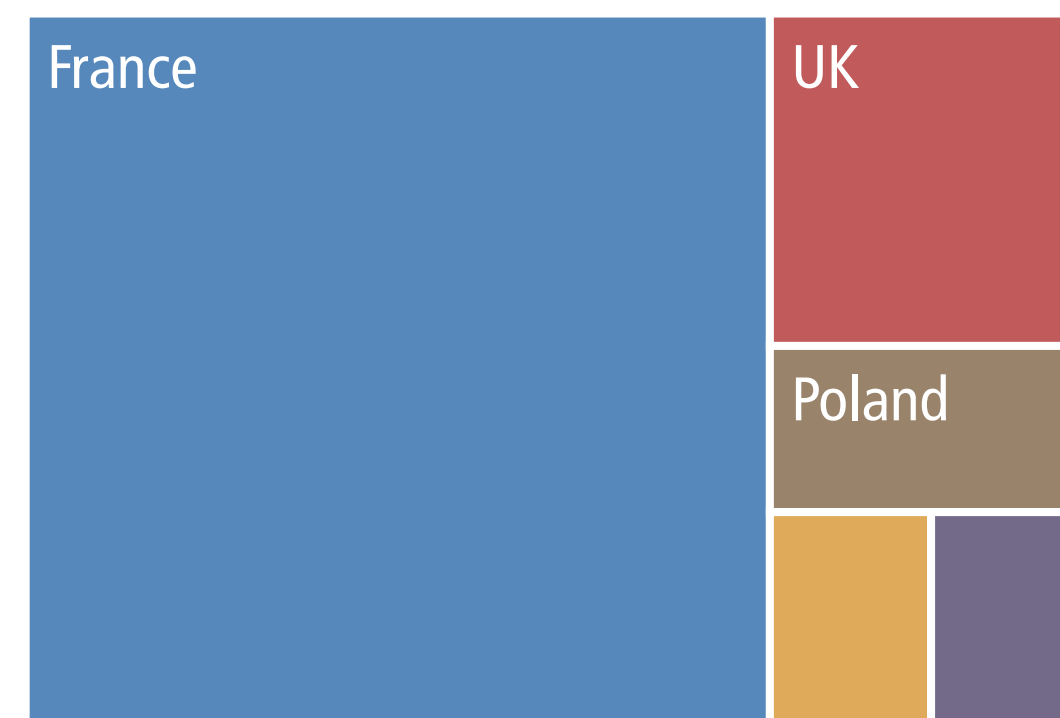
Big Six Foreign, Security and Defence Policy

Affluent Seven EU Policy

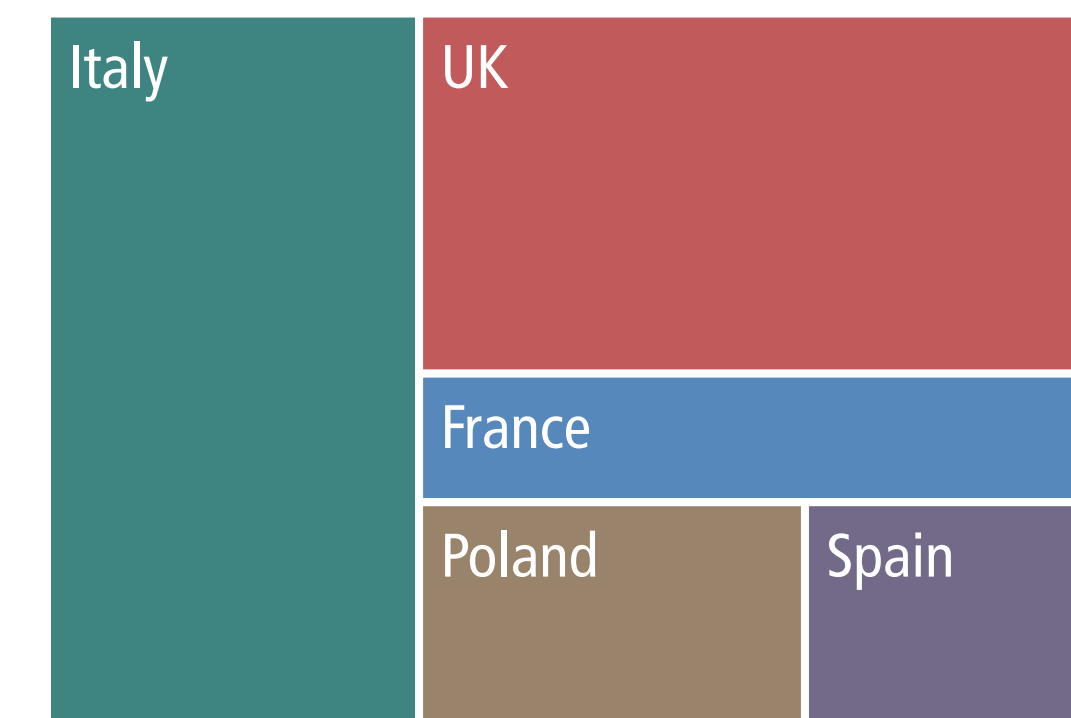
First Rank



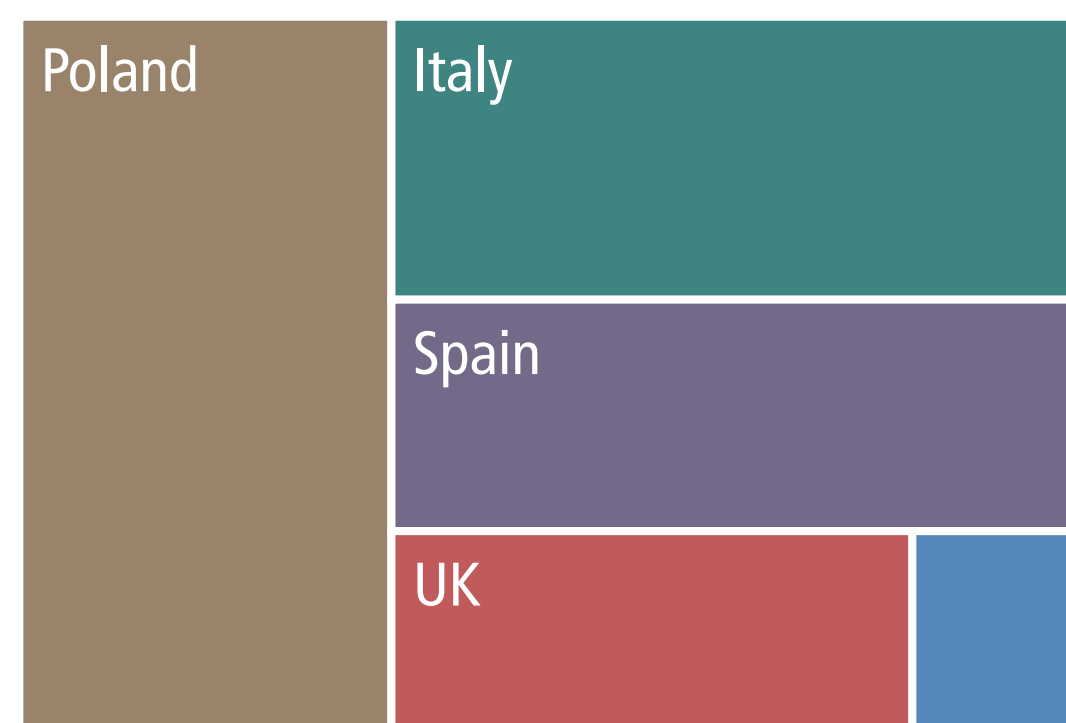
Second Rank



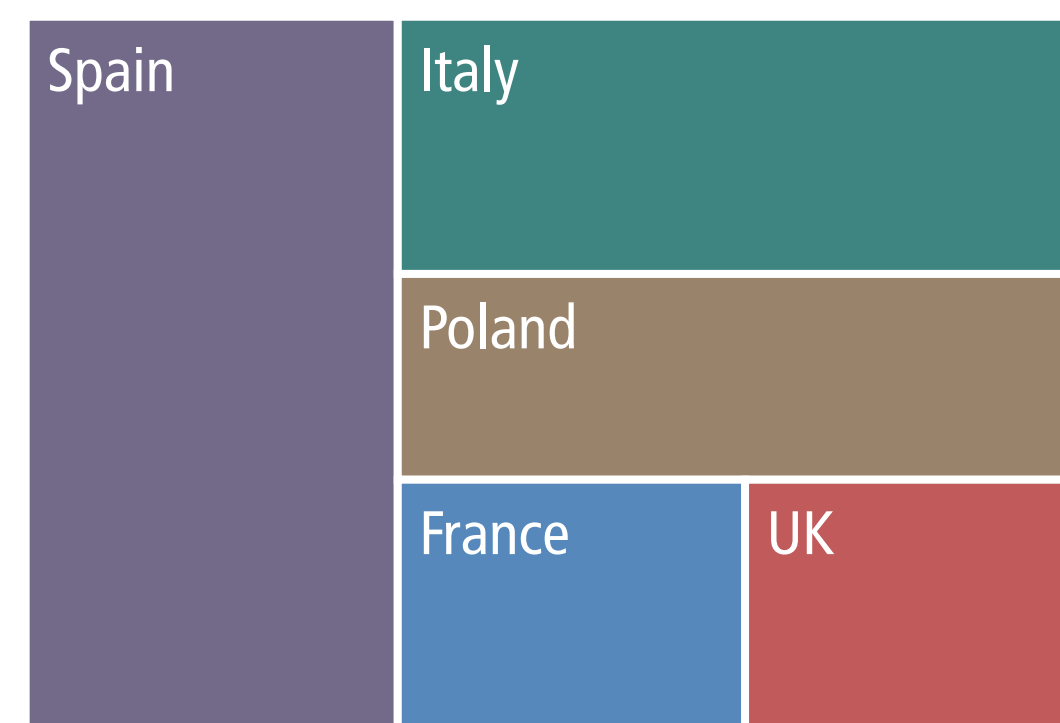
Third Rank



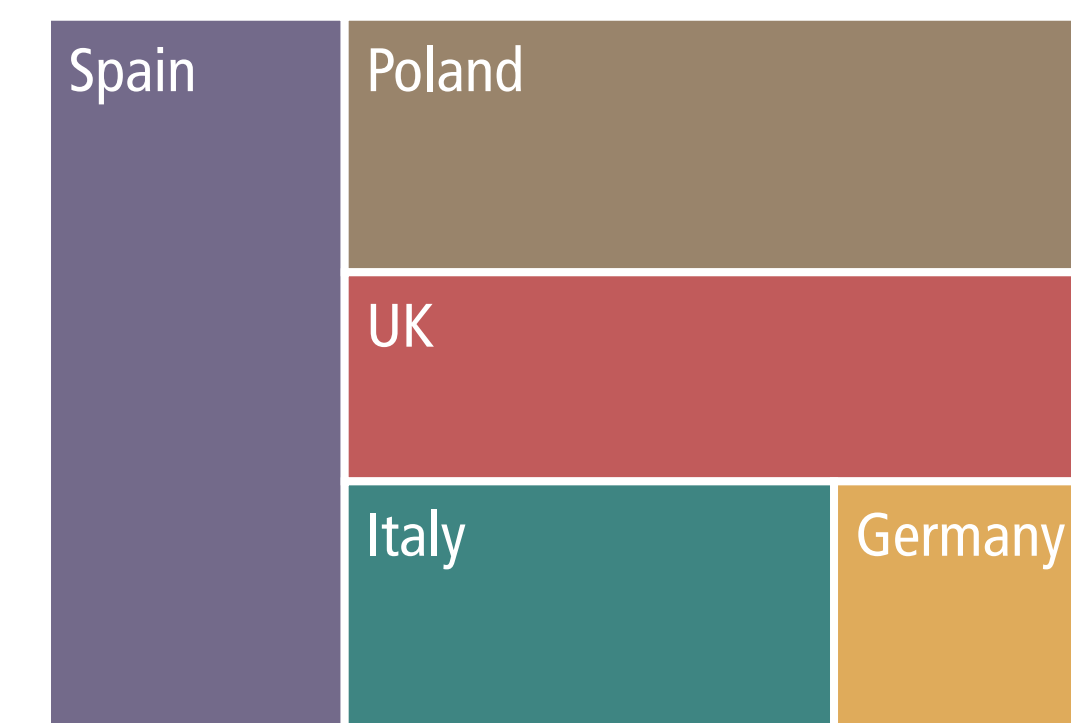
Fourth Rank



Fifth Rank



Sixth Rank



Number of respondents: 43. Size of rectangles corresponds with respondents' respective rankings. Countries with equal values are sorted from A-Z.

# Big Six Fiscal Policy Ranking by Croatia

Q6

“Please rank the six large EU member states according to their influence on EU fiscal policy over the past two years. (first rank being the most influential)”

EU Big Six	Affluent Seven
Founding Six	Southern Seven
	Visegrád Four
Austria	Italy
Belgium	Latvia
Bulgaria	Lithuania
<b>Croatia</b>	Luxembourg
Cyprus	Malta
Czech Rep.	Netherlands
Denmark	Poland
Estonia	Portugal
Finland	Romania
France	Slovakia
Germany	Slovenia
Greece	Spain
Hungary	Sweden
Ireland	UK

Influence Overview


**Big Six Fiscal Policy**

Big Six Border Security and Migration Policy

Big Six Foreign, Security and Defence Policy

Affluent Seven EU Policy

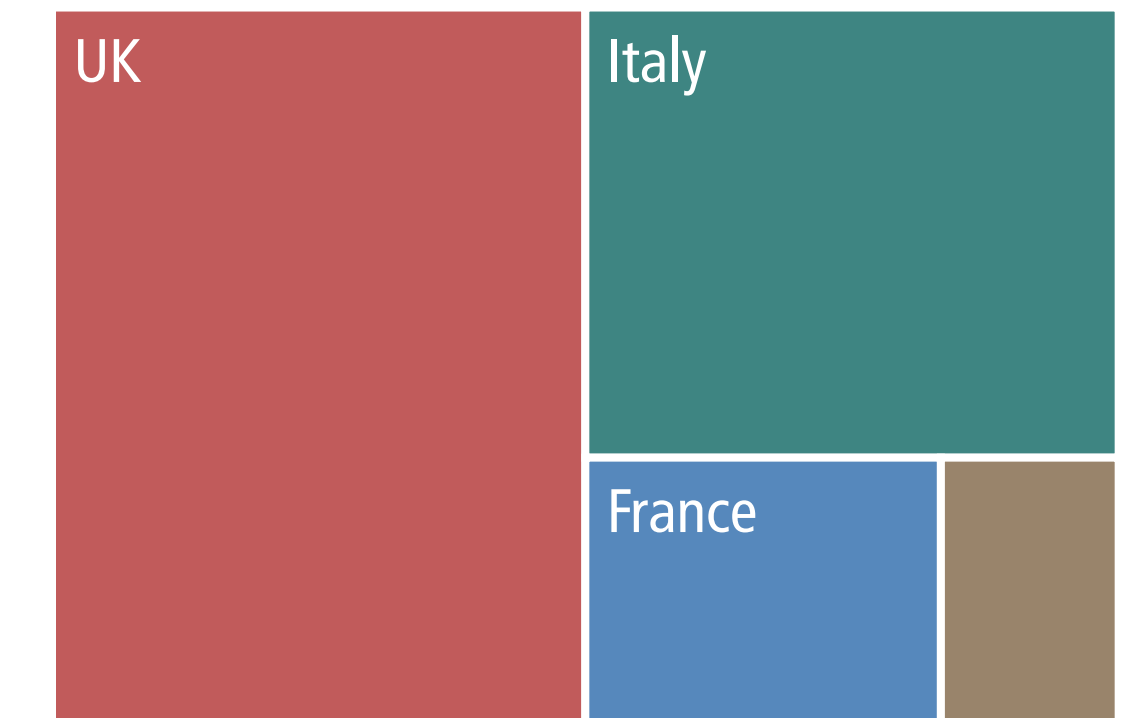
First Rank




Second Rank




Third Rank




Fourth Rank



Fifth Rank



Sixth Rank



Number of respondents: 16. Size of rectangles corresponds with respondents' respective rankings. Countries with equal values are sorted from A-Z.



# Big Six Fiscal Policy Ranking by Cyprus

Q6

“Please rank the six large EU member states according to their influence on EU fiscal policy over the past two years. (first rank being the most influential)”

EU Big Six Founding Six	Affluent Seven Southern Seven Visegrád Four
Austria	Italy
Belgium	Latvia
Bulgaria	Lithuania
Croatia	Luxembourg
Cyprus	Malta
Czech Rep.	Netherlands
Denmark	Poland
Estonia	Portugal
Finland	Romania
France	Slovakia
Germany	Slovenia
Greece	Spain
Hungary	Sweden
Ireland	UK

Influence Overview


**Big Six Fiscal Policy**

Big Six Border Security and Migration Policy

Big Six Foreign, Security and Defence Policy

Affluent Seven EU Policy


First Rank




Second Rank



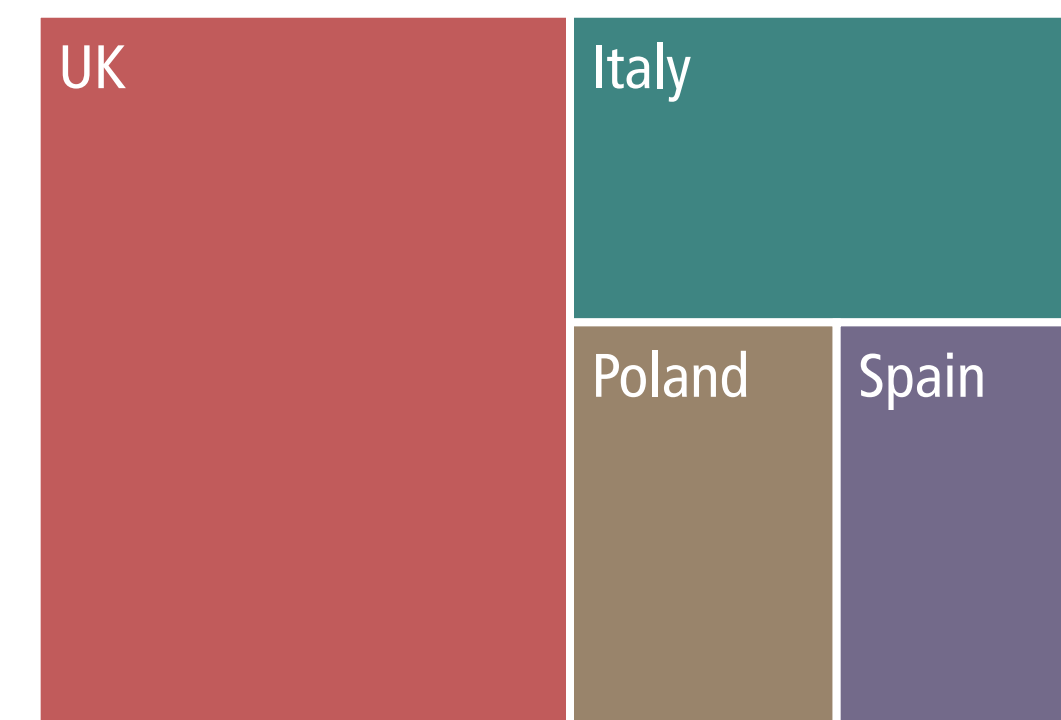
Third Rank




Fourth Rank



Fifth Rank



Sixth Rank



Number of respondents: 14. Size of rectangles corresponds with respondents' respective rankings. Countries with equal values are sorted from A-Z.

# Big Six Fiscal Policy Ranking by Czech Rep.

**Q6** "Please rank the six large EU member states according to their influence on EU fiscal policy over the past two years. (first rank being the most influential)"

EU Big Six	Affluent Seven
Founding Six	Southern Seven
	Visegrád Four
Austria	Italy
Belgium	Latvia
Bulgaria	Lithuania
Croatia	Luxembourg
Cyprus	Malta
<b>Czech Rep.</b>	Netherlands
Denmark	Poland
Estonia	Portugal
Finland	Romania
France	Slovakia
Germany	Slovenia
Greece	Spain
Hungary	Sweden
Ireland	UK

Influence Overview


**Big Six Fiscal Policy**

Big Six Border Security and Migration Policy

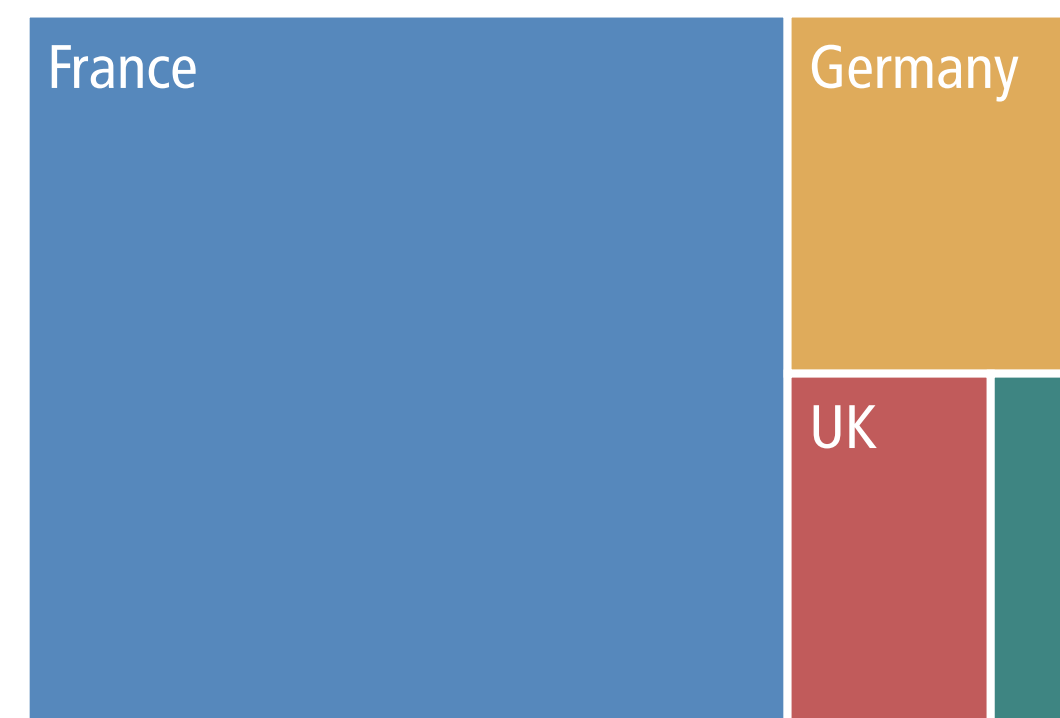
Big Six Foreign, Security and Defence Policy

Affluent Seven EU Policy

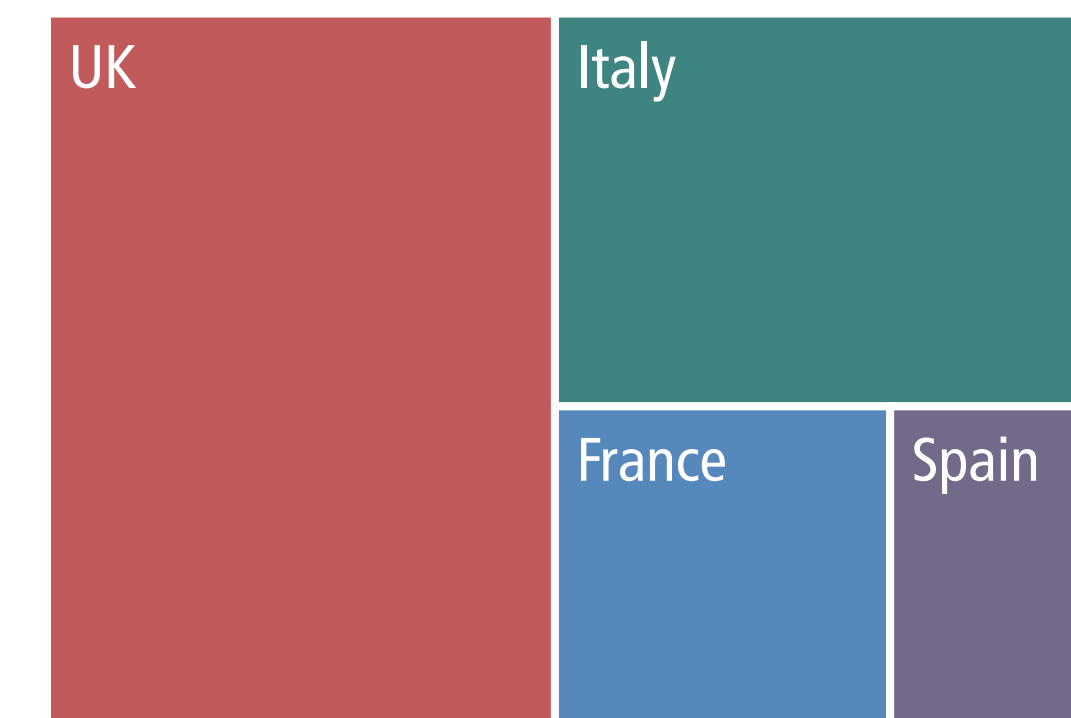
First Rank




Second Rank



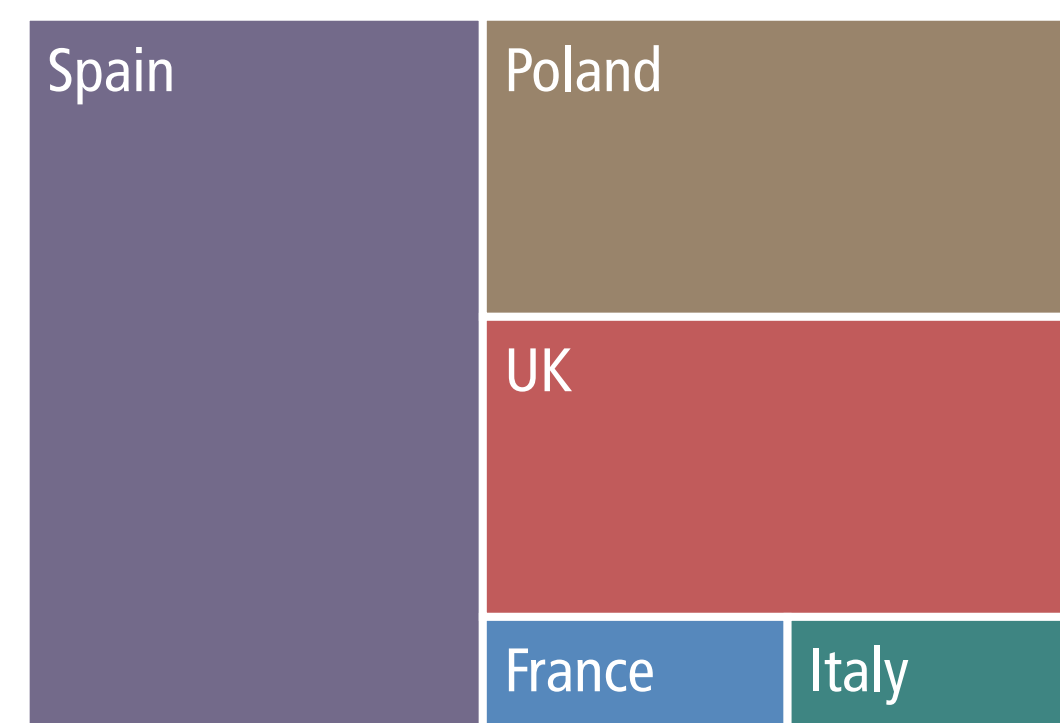
Third Rank




Fourth Rank



Fifth Rank



Sixth Rank



Number of respondents: 21. Size of rectangles corresponds with respondents' respective rankings. Countries with equal values are sorted from A-Z.



# Big Six Fiscal Policy Ranking by Denmark

Q6

“Please rank the six large EU member states according to their influence on EU fiscal policy over the past two years. (first rank being the most influential)”

EU Big Six Founding Six	Affluent Seven Southern Seven Visegrád Four
Austria	Italy
Belgium	Latvia
Bulgaria	Lithuania
Croatia	Luxembourg
Cyprus	Malta
Czech Rep.	Netherlands
<b>Denmark</b>	Poland
Estonia	Portugal
Finland	Romania
France	Slovakia
Germany	Slovenia
Greece	Spain
Hungary	Sweden
Ireland	UK

Influence Overview


**Big Six Fiscal Policy**

Big Six Border Security and Migration Policy

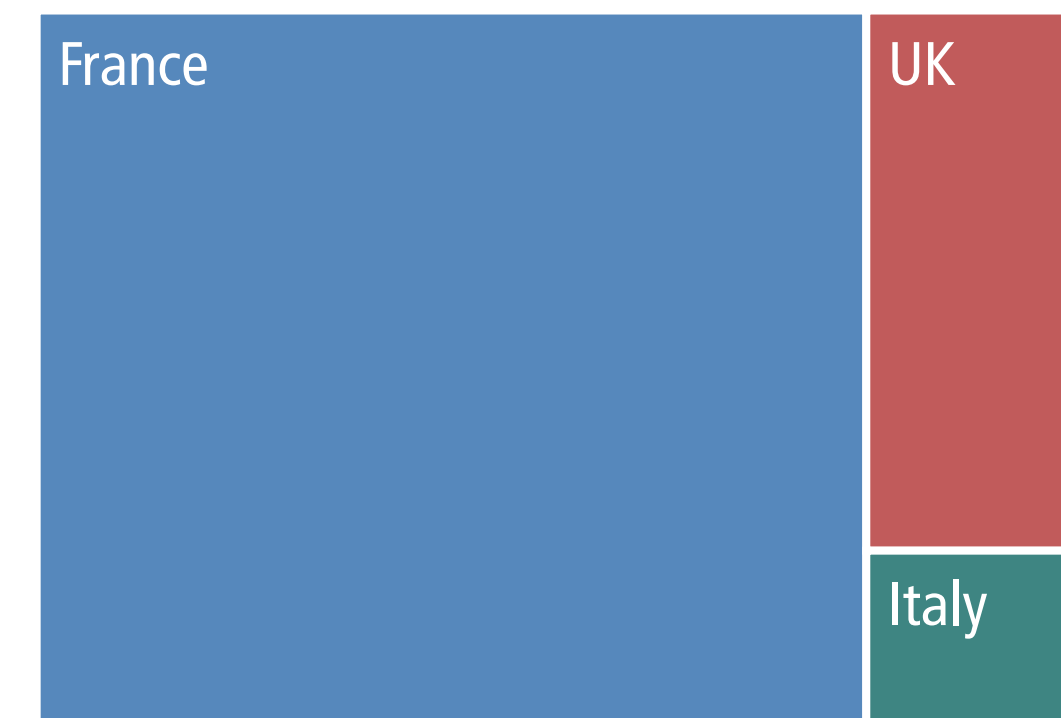
Big Six Foreign, Security and Defence Policy

Affluent Seven EU Policy

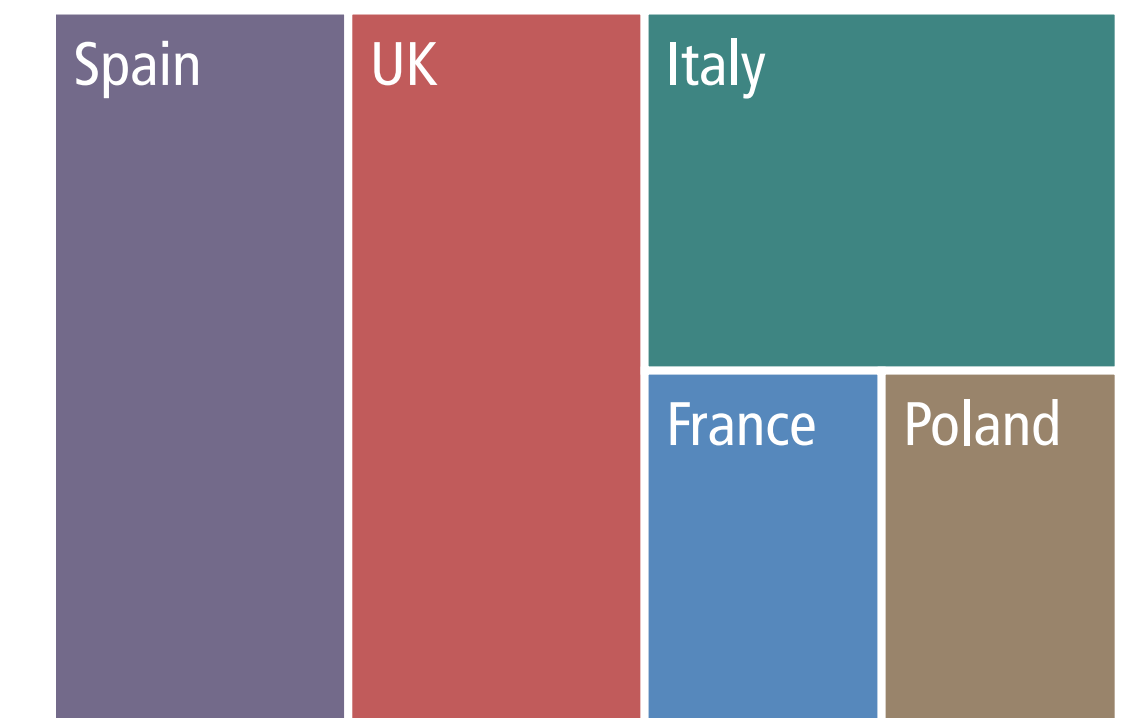
First Rank




Second Rank




Third Rank



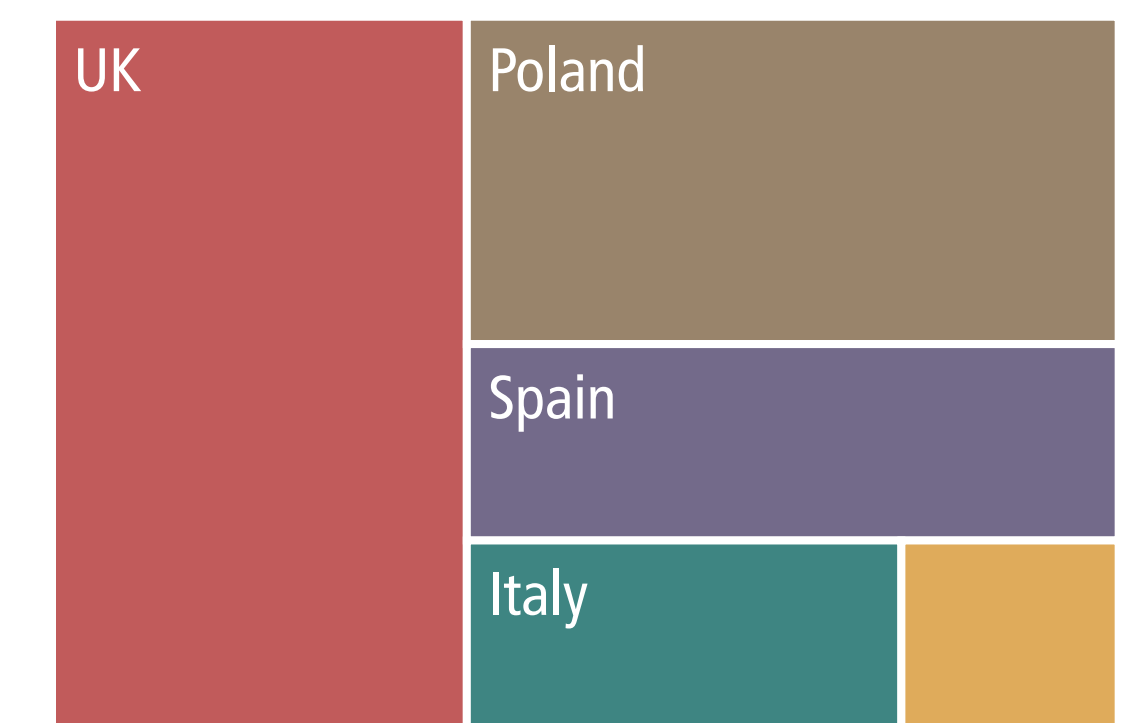
Fourth Rank



Fifth Rank



Sixth Rank



Number of respondents: 18. Size of rectangles corresponds with respondents' respective rankings. Countries with equal values are sorted from A-Z.

# Big Six Fiscal Policy Ranking by Estonia

Q6

“Please rank the six large EU member states according to their influence on EU fiscal policy over the past two years. (first rank being the most influential)”

EU Big Six	Affluent Seven
Founding Six	Southern Seven
Austria	Italy
Belgium	Latvia
Bulgaria	Lithuania
Croatia	Luxembourg
Cyprus	Malta
Czech Rep.	Netherlands
Denmark	Poland
<b>Estonia</b>	Portugal
Finland	Romania
France	Slovakia
Germany	Slovenia
Greece	Spain
Hungary	Sweden
Ireland	UK

Influence Overview


**Big Six Fiscal Policy**

Big Six Border Security and Migration Policy


Big Six Foreign, Security and Defence Policy

Affluent Seven EU Policy

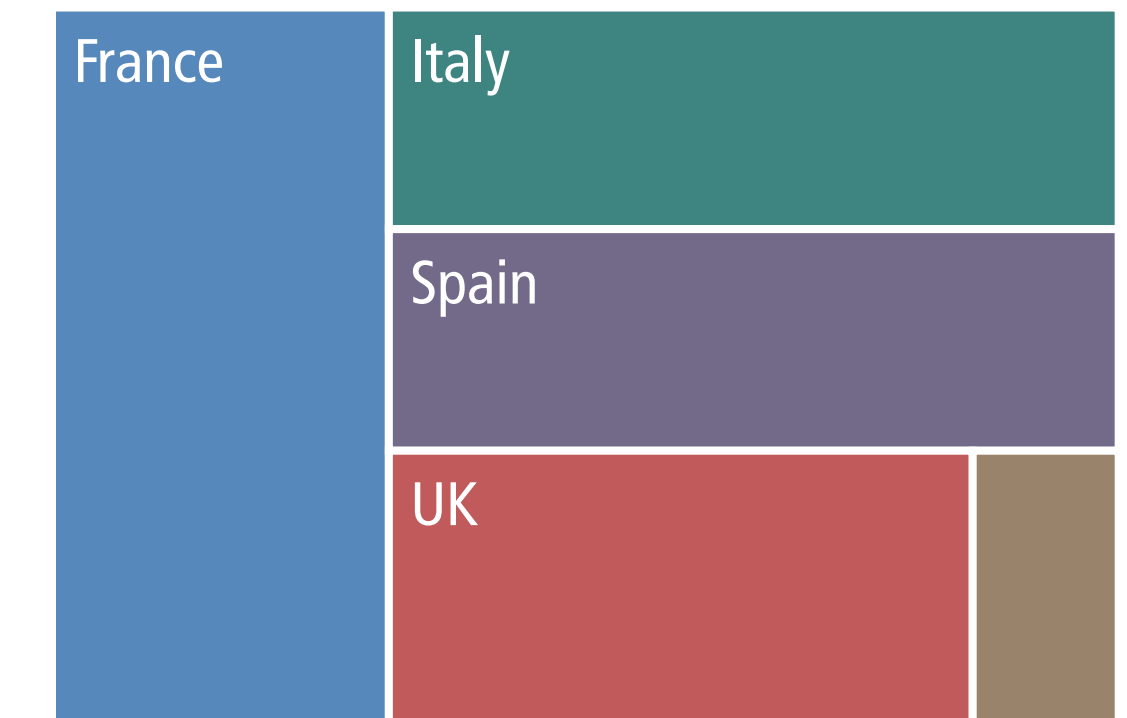
First Rank



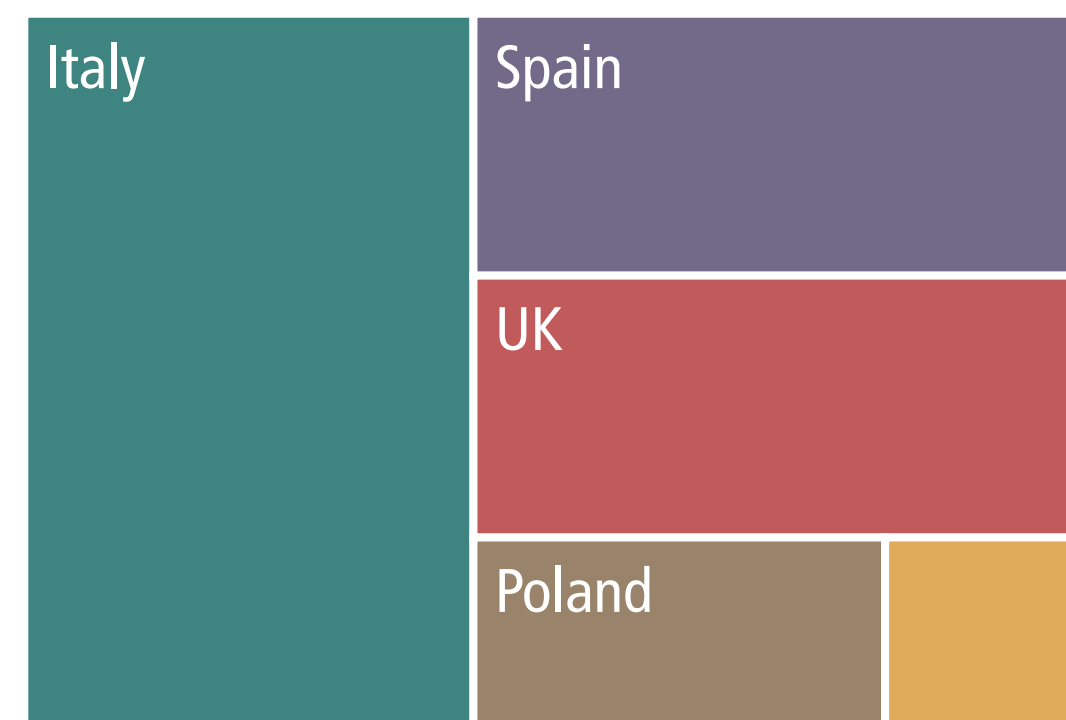
Second Rank



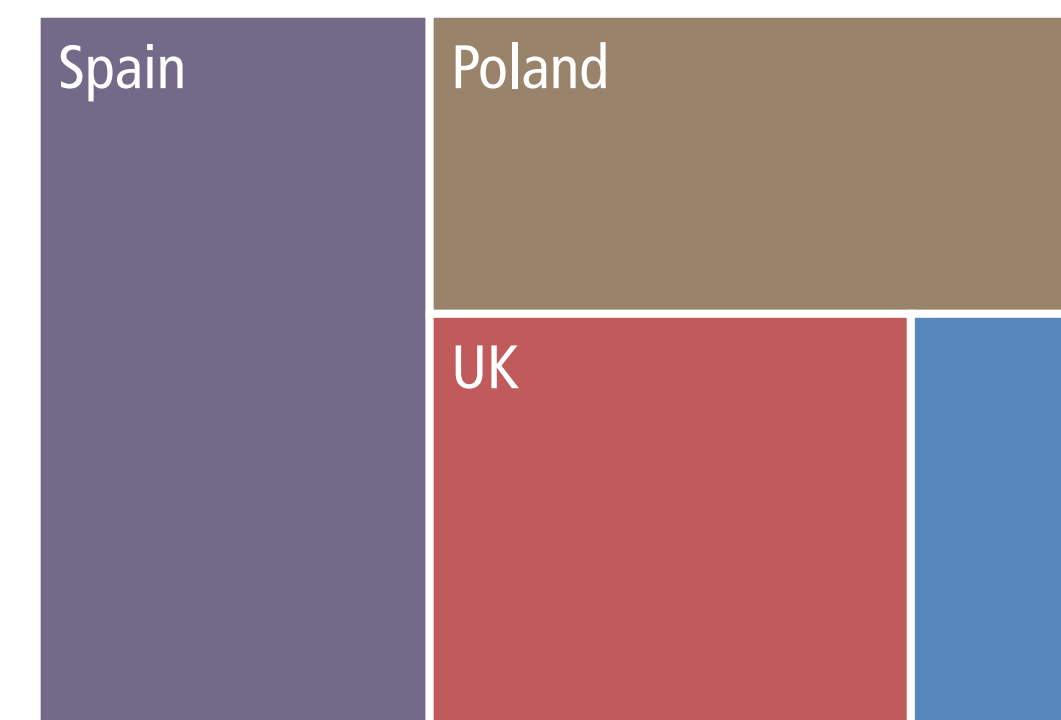
Third Rank




Fourth Rank



Fifth Rank



Sixth Rank



Number of respondents: 19. Size of rectangles corresponds with respondents' respective rankings. Countries with equal values are sorted from A-Z.



# Big Six Fiscal Policy Ranking by Finland

Q6

“Please rank the six large EU member states according to their influence on EU fiscal policy over the past two years. (first rank being the most influential)”

EU Big Six Founding Six	Affluent Seven Southern Seven Visegrád Four
Austria	Italy
Belgium	Latvia
Bulgaria	Lithuania
Croatia	Luxembourg
Cyprus	Malta
Czech Rep.	Netherlands
Denmark	Poland
Estonia	Portugal
<b>Finland</b>	Romania
France	Slovakia
Germany	Slovenia
Greece	Spain
Hungary	Sweden
Ireland	UK

Influence Overview


**Big Six Fiscal Policy**

Big Six Border Security and Migration Policy

Big Six Foreign, Security and Defence Policy

Affluent Seven EU Policy

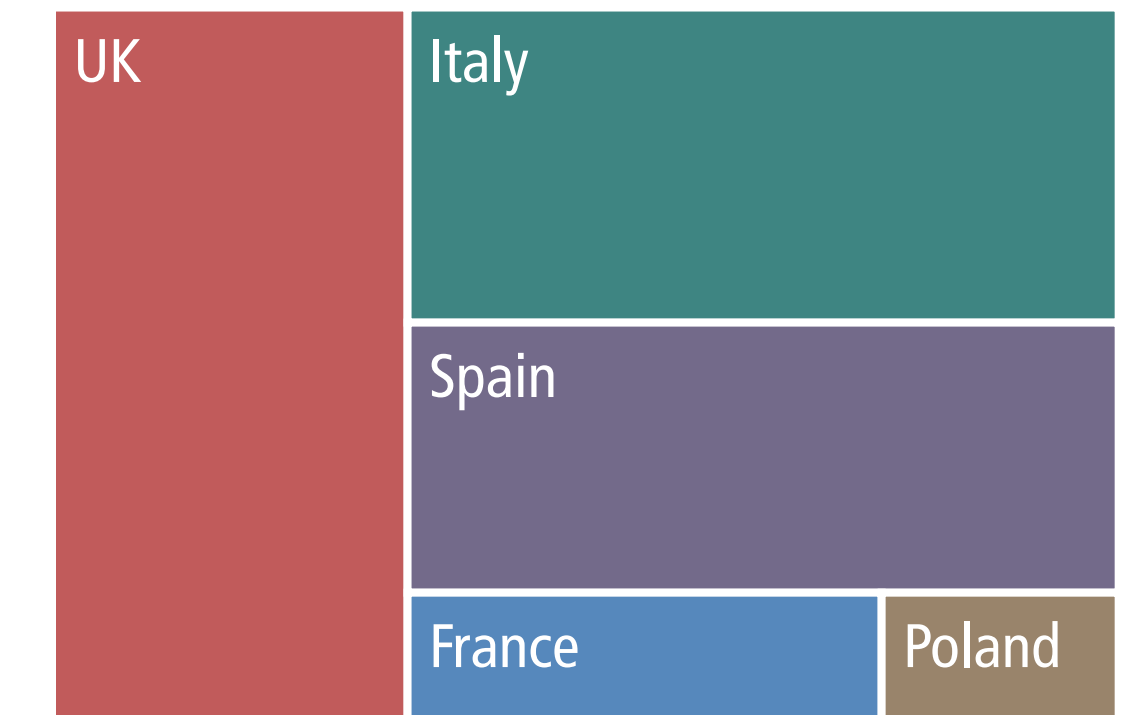
First Rank




Second Rank




Third Rank



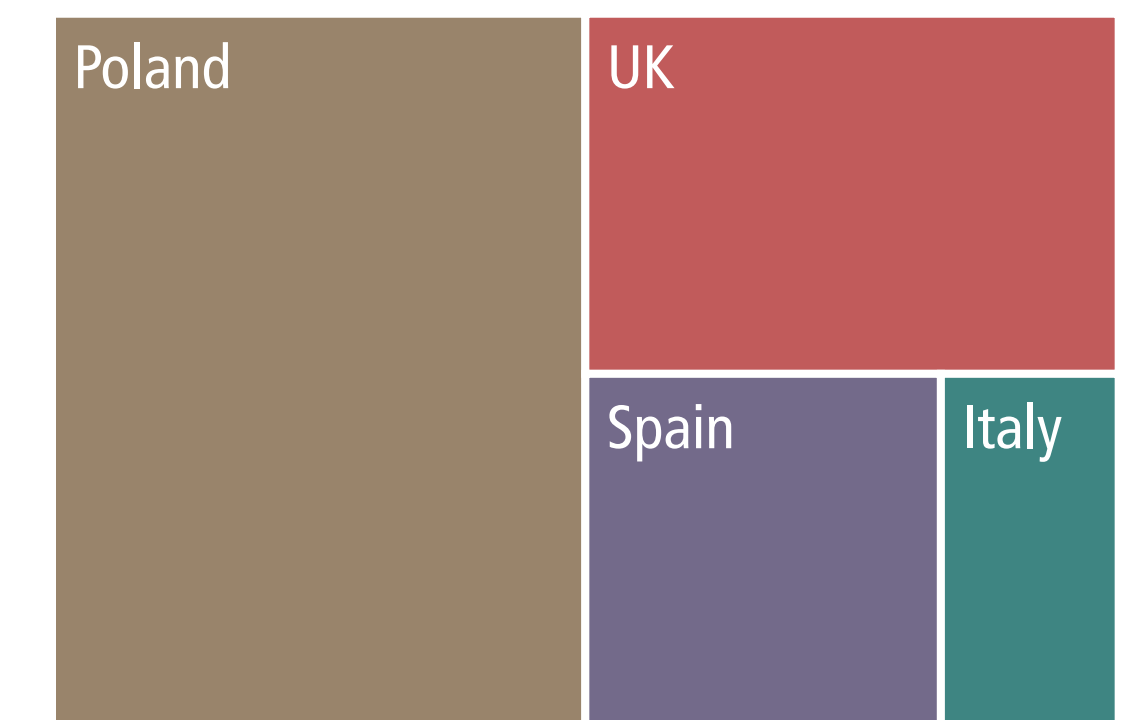
Fourth Rank



Fifth Rank



Sixth Rank



Number of respondents: 24. Size of rectangles corresponds with respondents' respective rankings. Countries with equal values are sorted from A-Z.



Finland



EU28 Survey

Findings

Chapters

Preferences

**Influence**

Policies & Partners

ecfr.eu/eucoalitionexplorer

# Big Six Fiscal Policy Ranking by France

Q6

“Please rank the six large EU member states according to their influence on EU fiscal policy over the past two years. (first rank being the most influential)”

EU Big Six	Affluent Seven
Founding Six	Southern Seven
	Visegrád Four
Austria	Italy
Belgium	Latvia
Bulgaria	Lithuania
Croatia	Luxembourg
Cyprus	Malta
Czech Rep.	Netherlands
Denmark	Poland
Estonia	Portugal
Finland	Romania
<b>France</b>	Slovakia
Germany	Slovenia
Greece	Spain
Hungary	Sweden
Ireland	UK

Influence Overview


**Big Six Fiscal Policy**

Big Six Border Security and Migration Policy

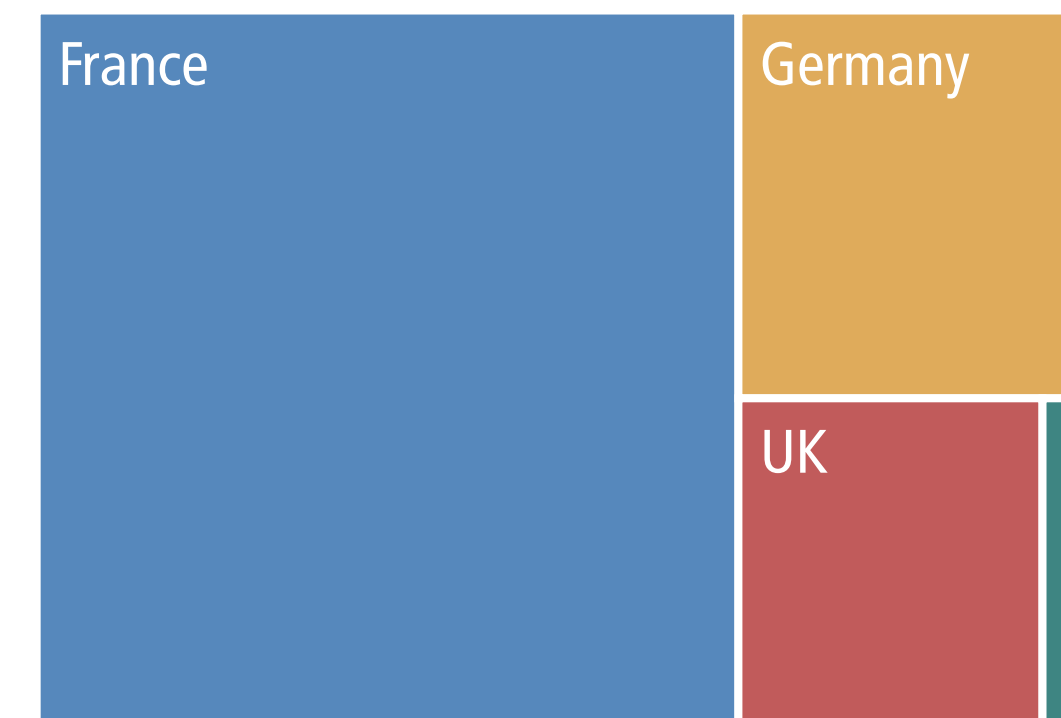
Big Six Foreign, Security and Defence Policy

Affluent Seven EU Policy


First Rank




Second Rank




Third Rank



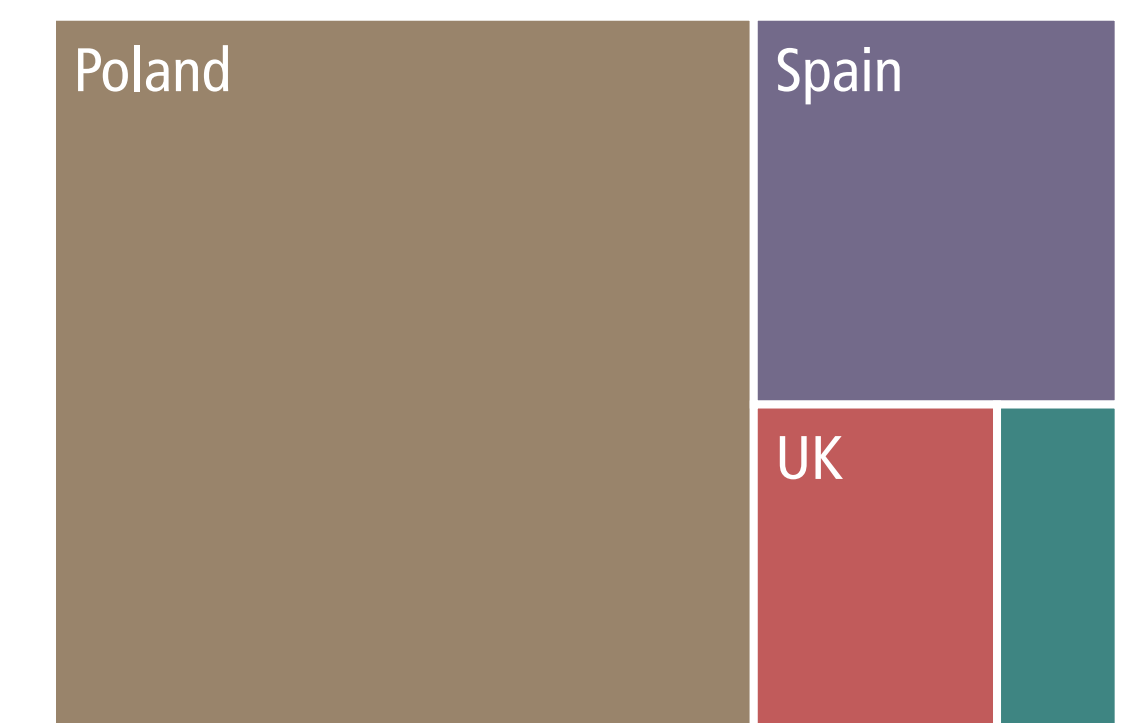
Fourth Rank



Fifth Rank



Sixth Rank



Number of respondents: 38. Size of rectangles corresponds with respondents' respective rankings. Countries with equal values are sorted from A-Z.



# Big Six Fiscal Policy Ranking by Germany

Q6

“Please rank the six large EU member states according to their influence on EU fiscal policy over the past two years. (first rank being the most influential)”

EU Big Six	Affluent Seven
Founding Six	Southern Seven
	Visegrád Four
Austria	Italy
Belgium	Latvia
Bulgaria	Lithuania
Croatia	Luxembourg
Cyprus	Malta
Czech Rep.	Netherlands
Denmark	Poland
Estonia	Portugal
Finland	Romania
France	Slovakia
<b>Germany</b>	Slovenia
Greece	Spain
Hungary	Sweden
Ireland	UK

Influence Overview


**Big Six Fiscal Policy**

Big Six Border Security and Migration Policy

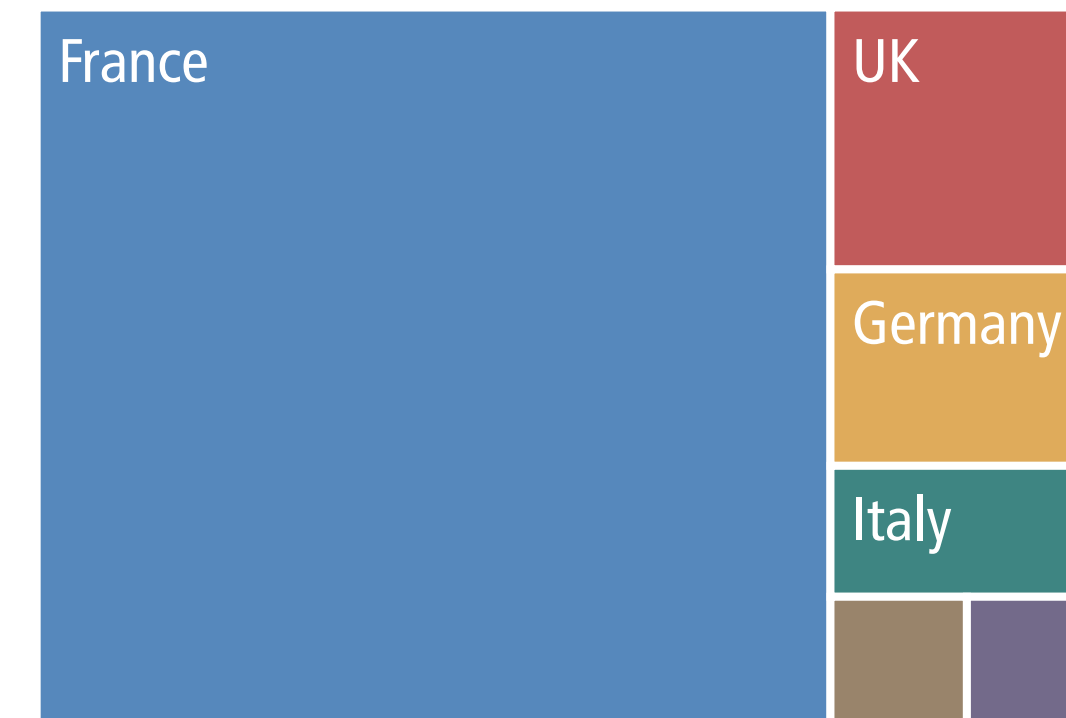
Big Six Foreign, Security and Defence Policy

Affluent Seven EU Policy


First Rank



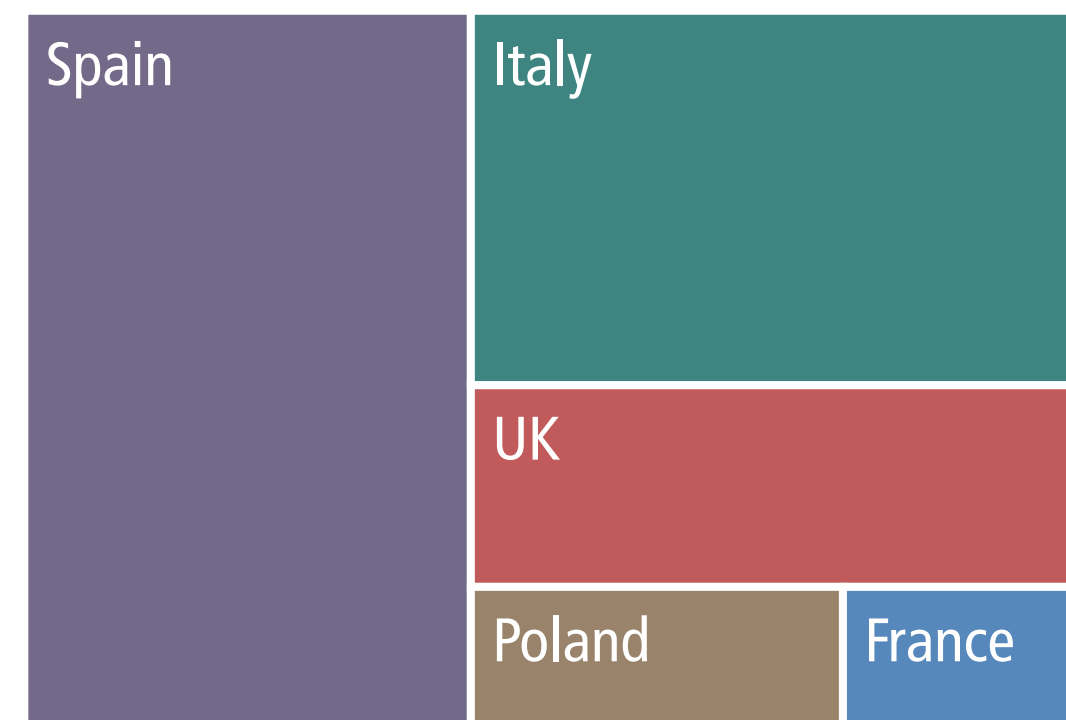
Second Rank



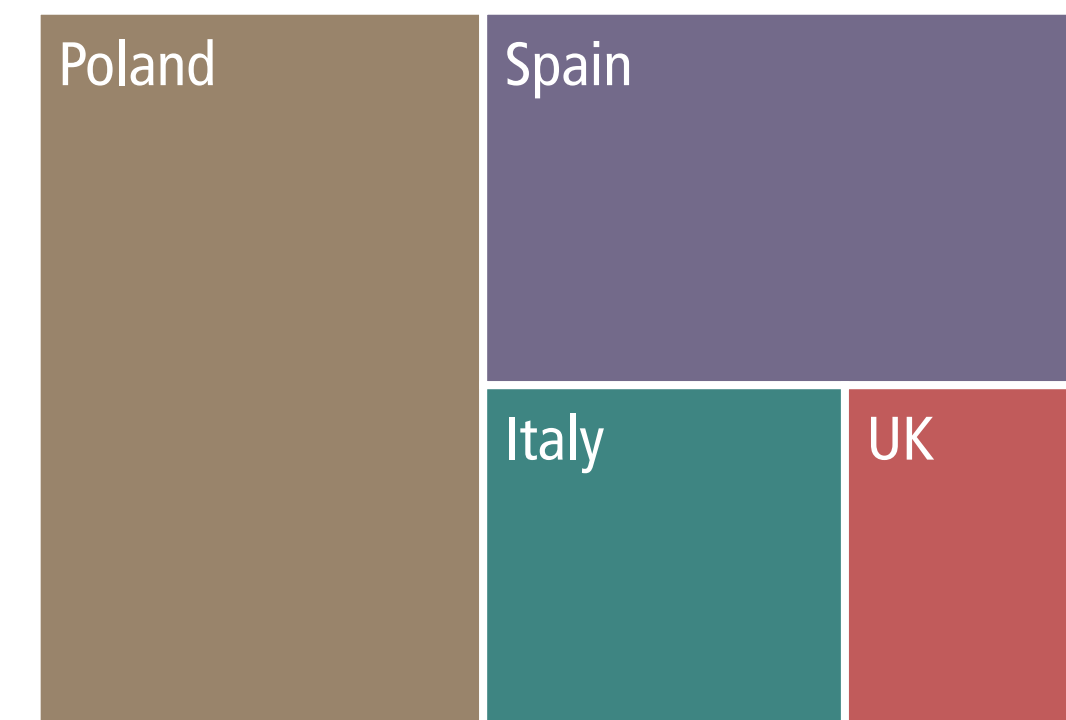
Third Rank



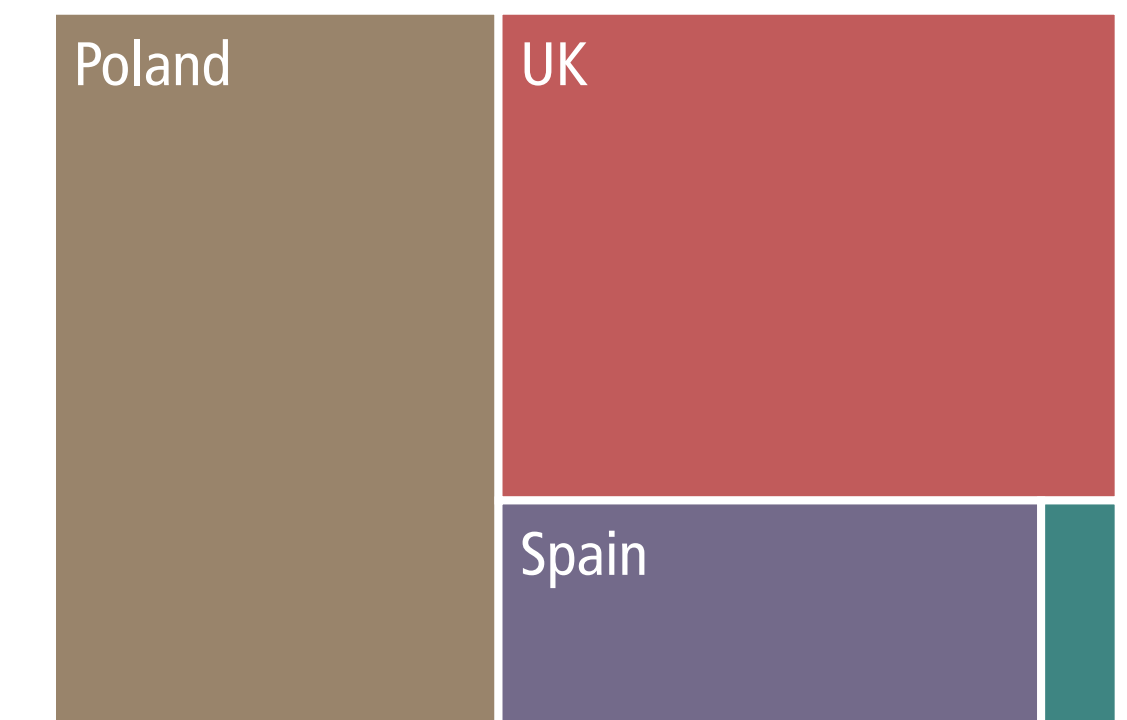
Fourth Rank



Fifth Rank



Sixth Rank



Number of respondents: 43. Size of rectangles corresponds with respondents' respective rankings. Countries with equal values are sorted from A-Z.

# Big Six Fiscal Policy Ranking by Greece

Q6

“Please rank the six large EU member states according to their influence on EU fiscal policy over the past two years. (first rank being the most influential)”

EU Big Six Founding Six	Affluent Seven Southern Seven Visegrád Four
Austria	Italy
Belgium	Latvia
Bulgaria	Lithuania
Croatia	Luxembourg
Cyprus	Malta
Czech Rep.	Netherlands
Denmark	Poland
Estonia	Portugal
Finland	Romania
France	Slovakia
Germany	Slovenia
<b>Greece</b>	Spain
Hungary	Sweden
Ireland	UK

Influence Overview


**Big Six Fiscal Policy**

Big Six Border Security and Migration Policy

Big Six Foreign, Security and Defence Policy

Affluent Seven EU Policy


First Rank



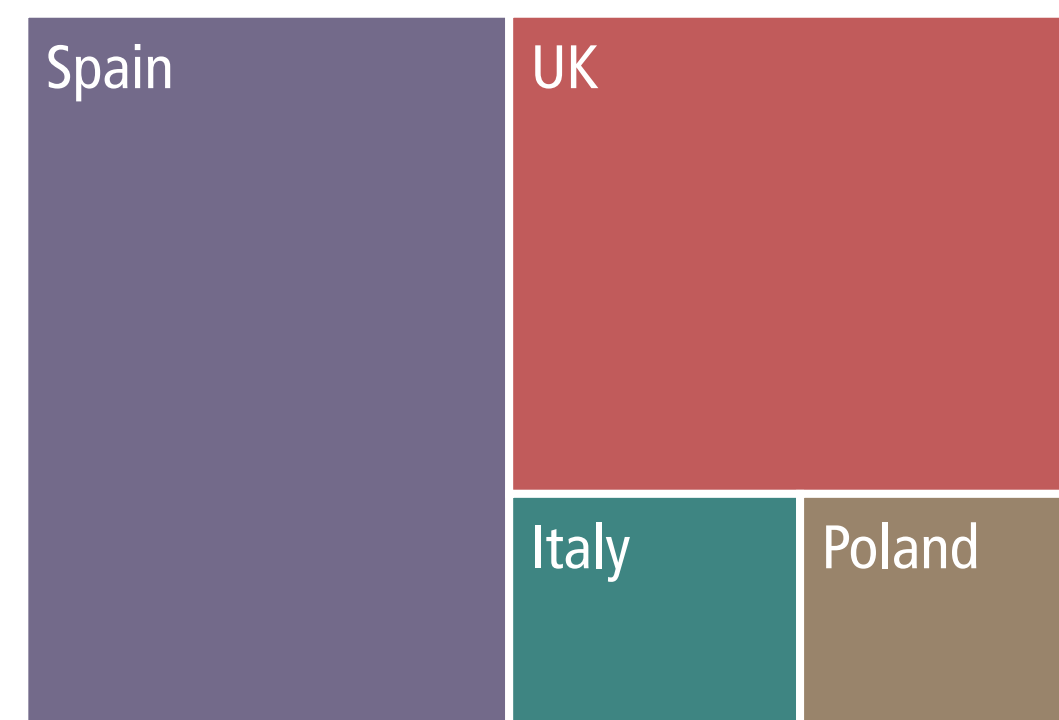
Second Rank



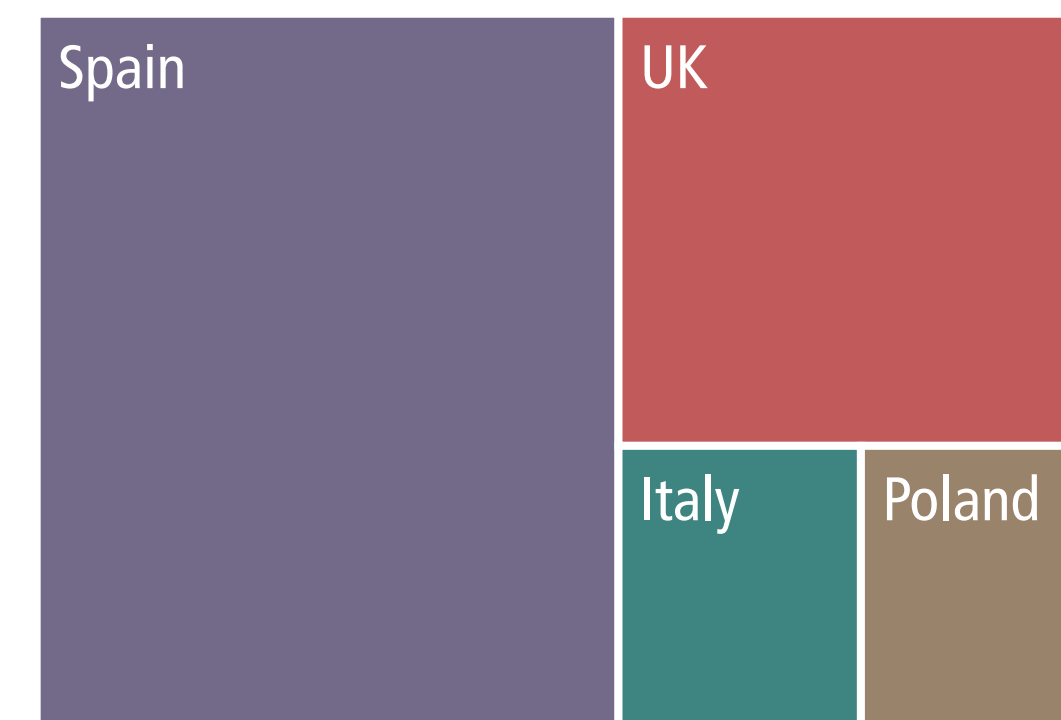
Third Rank



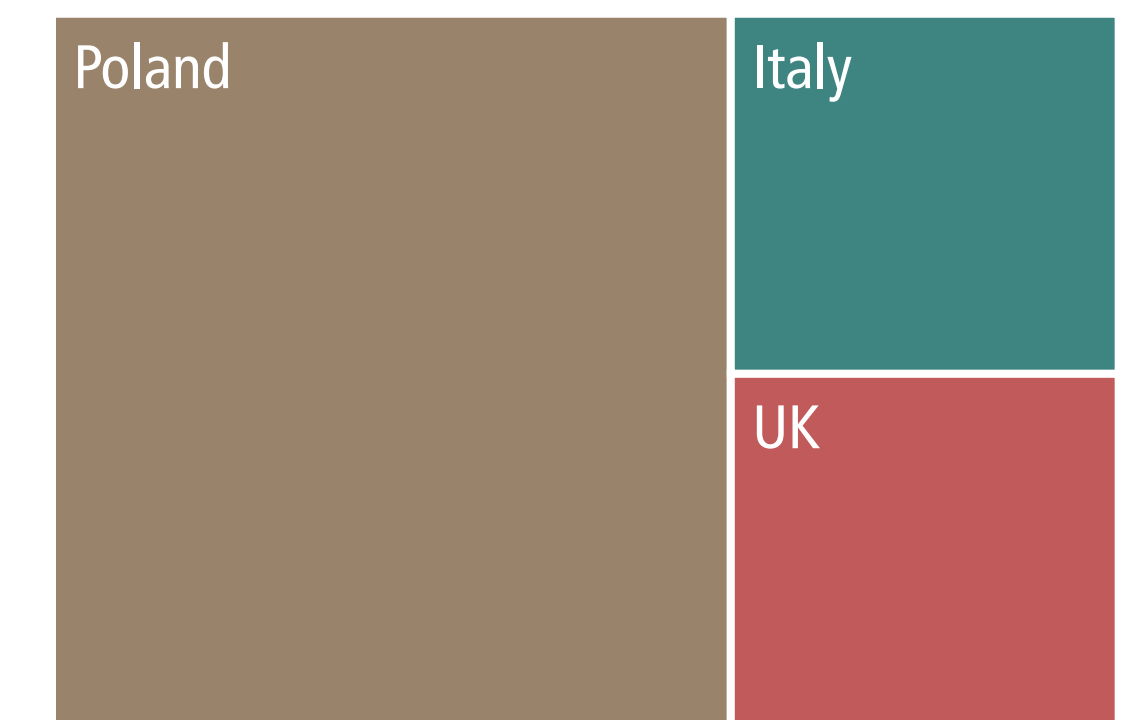
Fourth Rank



Fifth Rank



Sixth Rank



Number of respondents: 11. Size of rectangles corresponds with respondents' respective rankings. Countries with equal values are sorted from A-Z.



Greece



EU28 Survey

Findings

Chapters

Preferences

**Influence**

Policies & Partners

ecfr.eu/eucoalitionexplorer



# Big Six Fiscal Policy Ranking by Hungary

Q6

“Please rank the six large EU member states according to their influence on EU fiscal policy over the past two years. (first rank being the most influential)”

EU Big Six Founding Six	Affluent Seven Southern Seven Visegrád Four
Austria	Italy
Belgium	Latvia
Bulgaria	Lithuania
Croatia	Luxembourg
Cyprus	Malta
Czech Rep.	Netherlands
Denmark	Poland
Estonia	Portugal
Finland	Romania
France	Slovakia
Germany	Slovenia
Greece	Spain
<b>Hungary</b>	Sweden
Ireland	UK

Influence Overview


**Big Six Fiscal Policy**

Big Six Border Security and Migration Policy

Big Six Foreign, Security and Defence Policy

Affluent Seven EU Policy

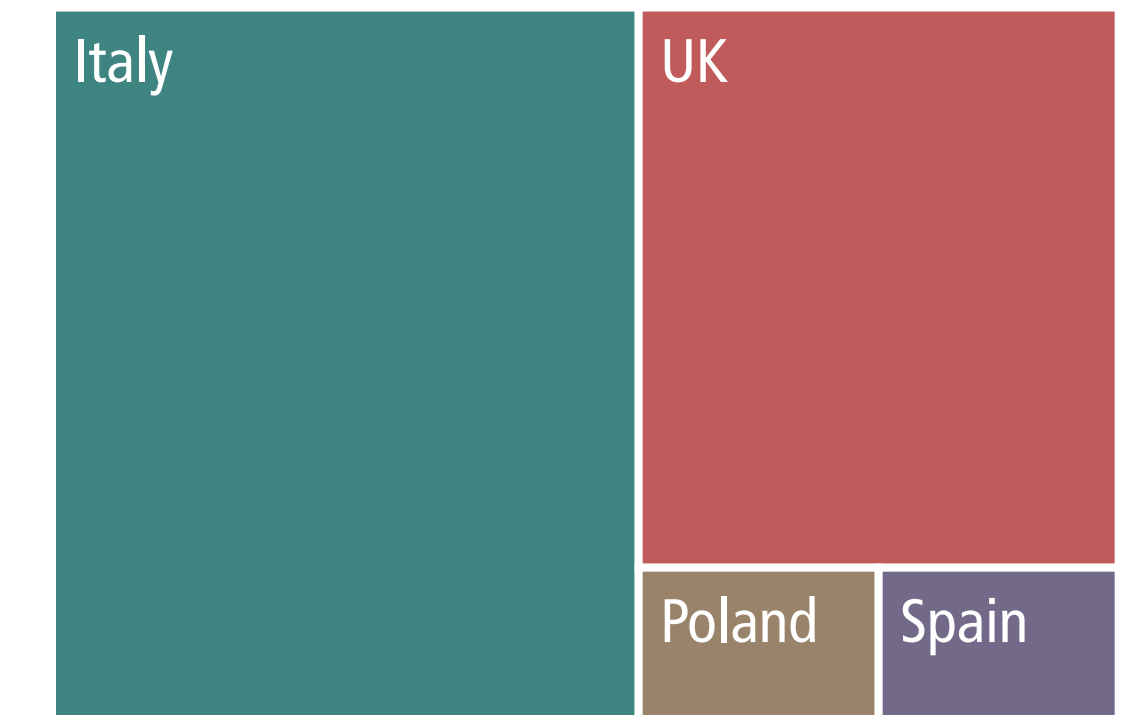
First Rank



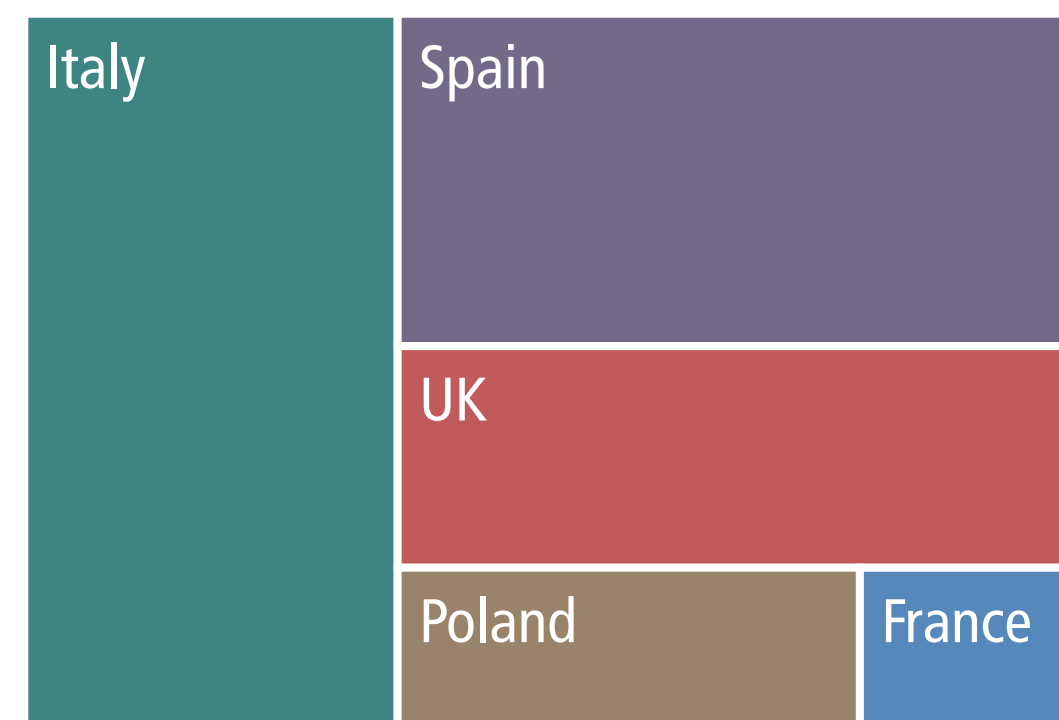
Second Rank




Third Rank



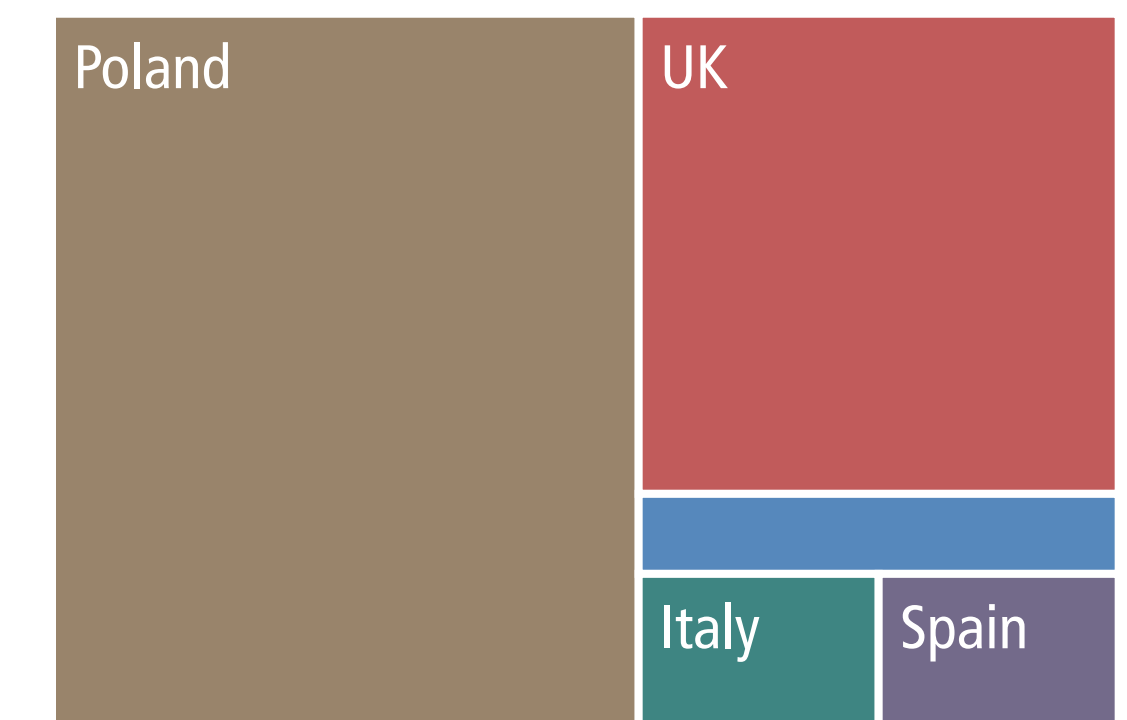
Fourth Rank



Fifth Rank



Sixth Rank



Number of respondents: 20. Size of rectangles corresponds with respondents' respective rankings. Countries with equal values are sorted from A-Z.

# Big Six Fiscal Policy Ranking by Ireland

Q6

“Please rank the six large EU member states according to their influence on EU fiscal policy over the past two years. (first rank being the most influential)”

EU Big Six Founding Six	Affluent Seven Southern Seven Visegrád Four
Austria	Italy
Belgium	Latvia
Bulgaria	Lithuania
Croatia	Luxembourg
Cyprus	Malta
Czech Rep.	Netherlands
Denmark	Poland
Estonia	Portugal
Finland	Romania
France	Slovakia
Germany	Slovenia
Greece	Spain
Hungary	Sweden
<b>Ireland</b>	UK

Influence Overview


**Big Six Fiscal Policy**

Big Six Border Security and Migration Policy

Big Six Foreign, Security and Defence Policy

Affluent Seven EU Policy

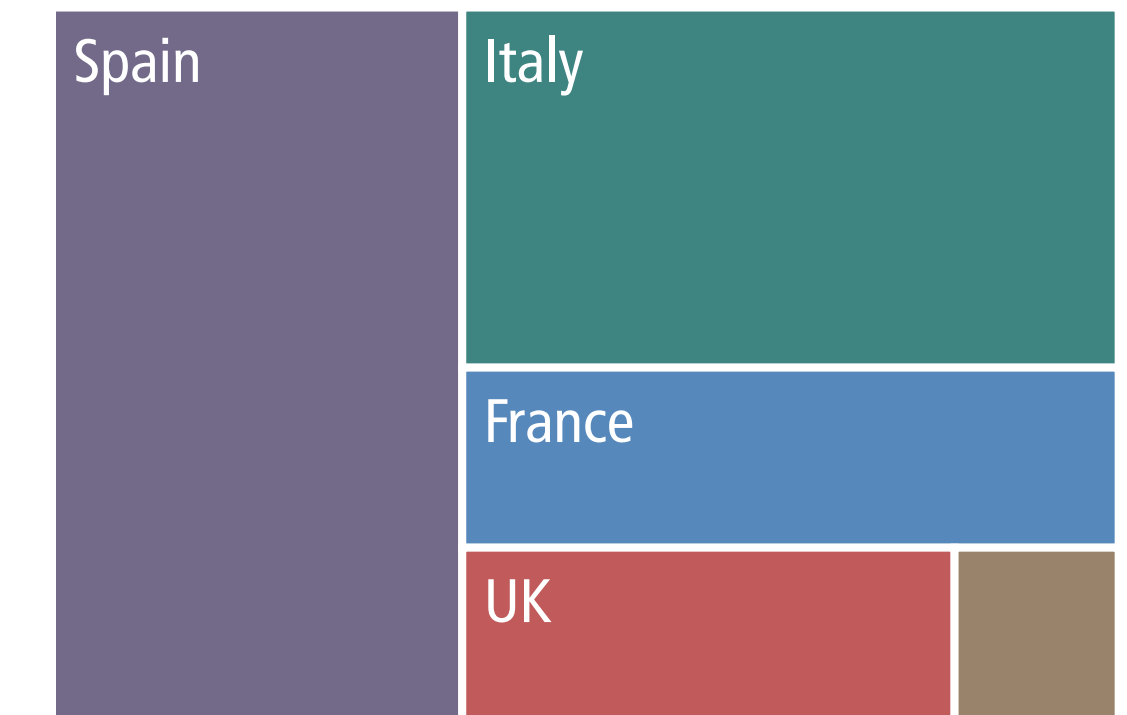
First Rank



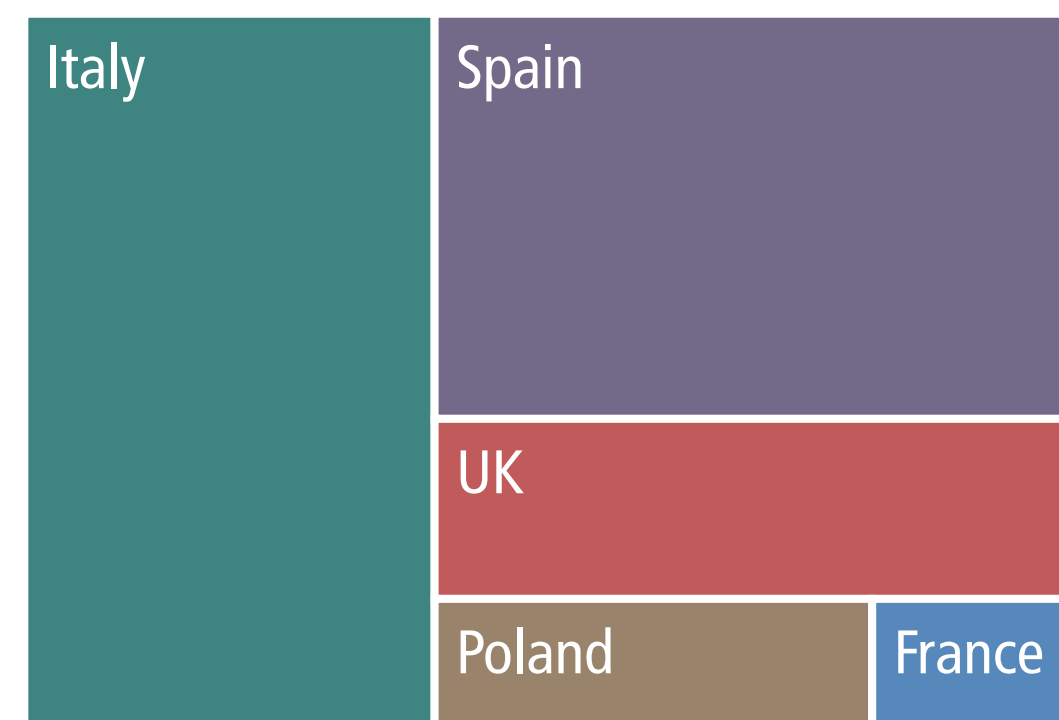
Second Rank



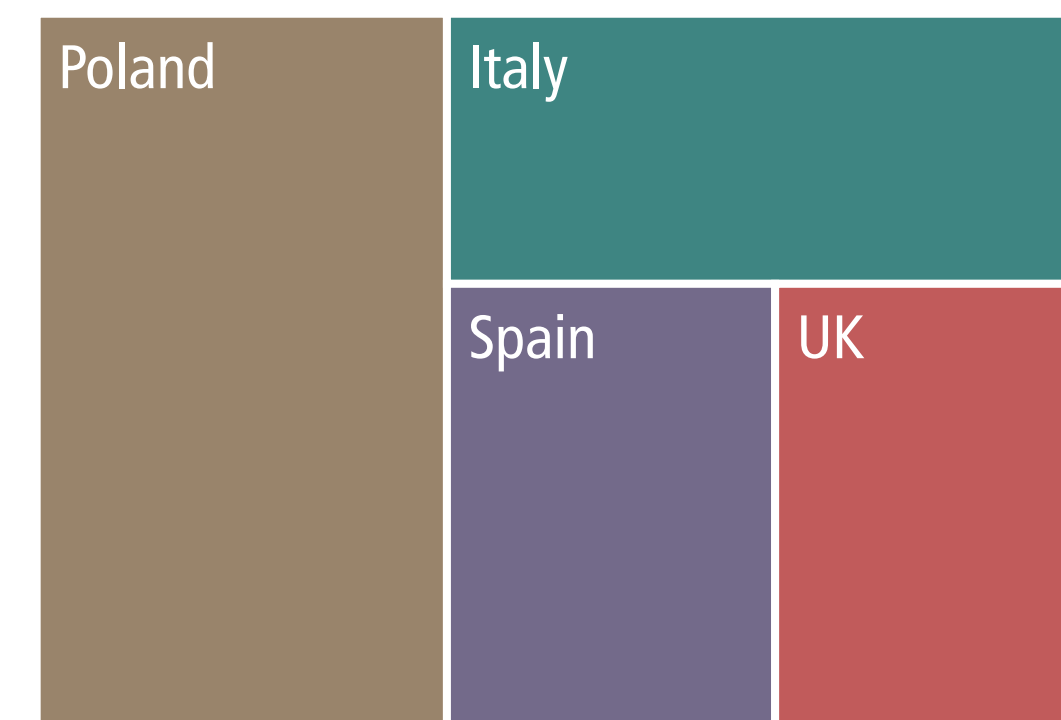
Third Rank



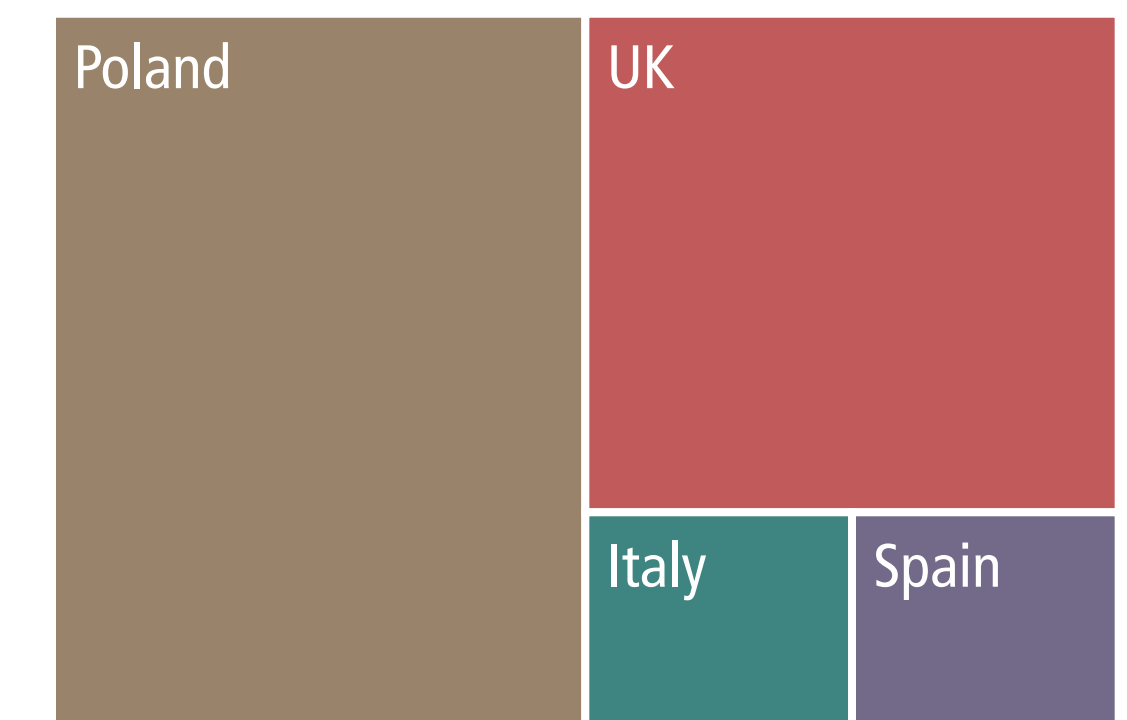
Fourth Rank



Fifth Rank



Sixth Rank



Number of respondents: 26. Size of rectangles corresponds with respondents' respective rankings. Countries with equal values are sorted from A-Z.



# Big Six Fiscal Policy Ranking by Italy

Q6

“Please rank the six large EU member states according to their influence on EU fiscal policy over the past two years. (first rank being the most influential)”

EU Big Six Founding Six	Affluent Seven Southern Seven Visegrád Four
Austria	<b>Italy</b>
Belgium	Latvia
Bulgaria	Lithuania
Croatia	Luxembourg
Cyprus	Malta
Czech Rep.	Netherlands
Denmark	Poland
Estonia	Portugal
Finland	Romania
France	Slovakia
Germany	Slovenia
Greece	Spain
Hungary	Sweden
Ireland	UK

Influence Overview


**Big Six Fiscal Policy**

Big Six Border Security and Migration Policy

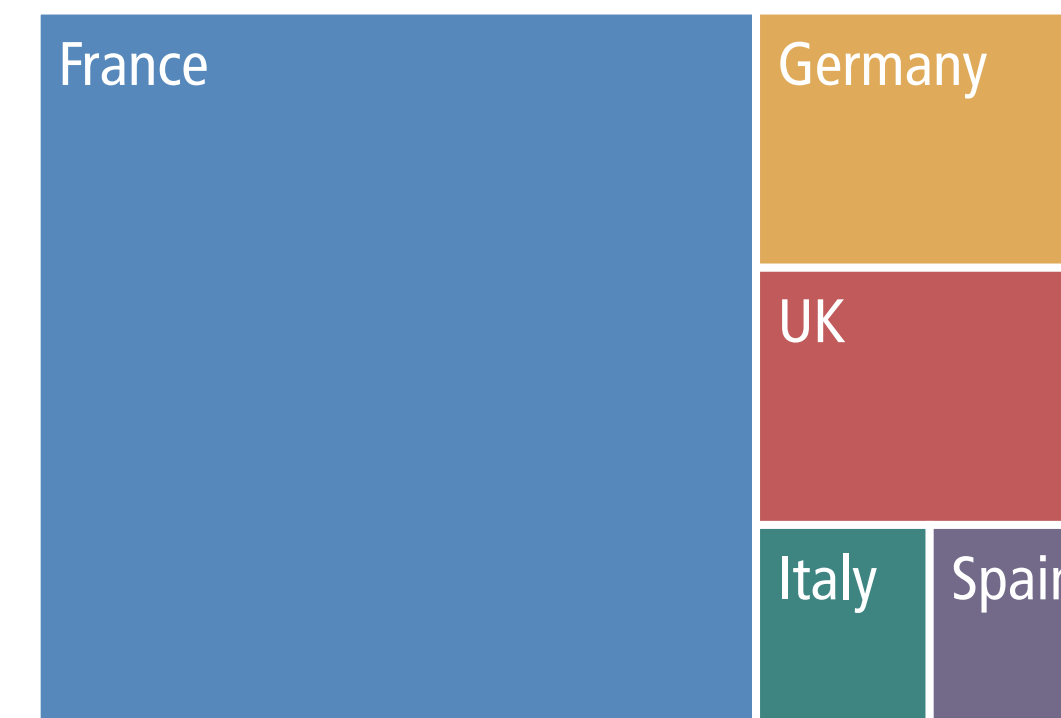
Big Six Foreign, Security and Defence Policy

Affluent Seven EU Policy

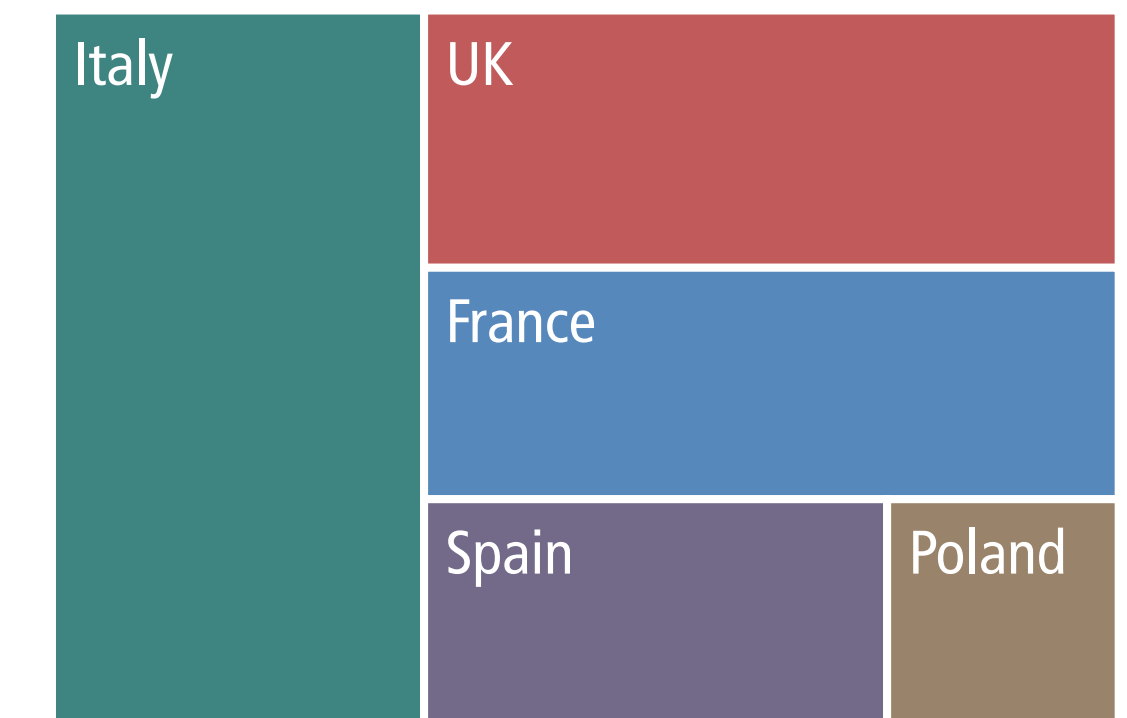
First Rank



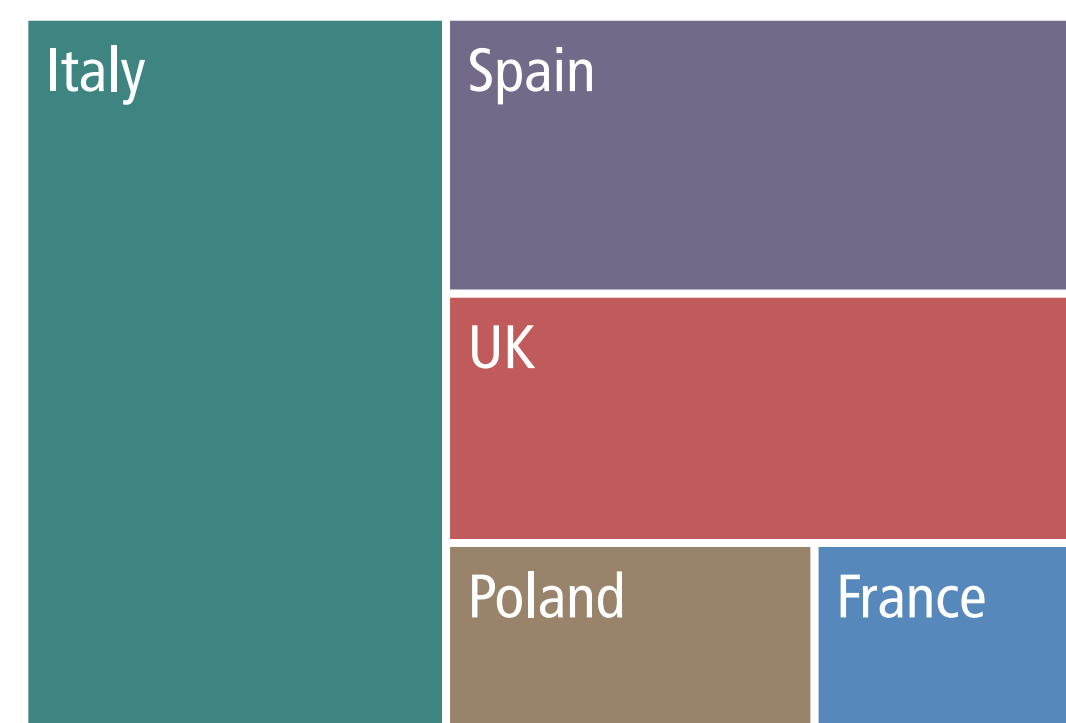
Second Rank




Third Rank




Fourth Rank



Fifth Rank



Sixth Rank



Number of respondents: 43. Size of rectangles corresponds with respondents' respective rankings. Countries with equal values are sorted from A-Z.



Italy



EU28 Survey

Findings

Chapters

Preferences

**Influence**

Policies & Partners

ecfr.eu/eucoalitionexplorer

# Big Six Fiscal Policy Ranking by Latvia

Q6

“Please rank the six large EU member states according to their influence on EU fiscal policy over the past two years. (first rank being the most influential)”

EU Big Six Founding Six	Affluent Seven Southern Seven Visegrád Four
Austria	Italy
Belgium	<b>Latvia</b>
Bulgaria	Lithuania
Croatia	Luxembourg
Cyprus	Malta
Czech Rep.	Netherlands
Denmark	Poland
Estonia	Portugal
Finland	Romania
France	Slovakia
Germany	Slovenia
Greece	Spain
Hungary	Sweden
Ireland	UK

Influence Overview


**Big Six Fiscal Policy**

Big Six Border Security and Migration Policy

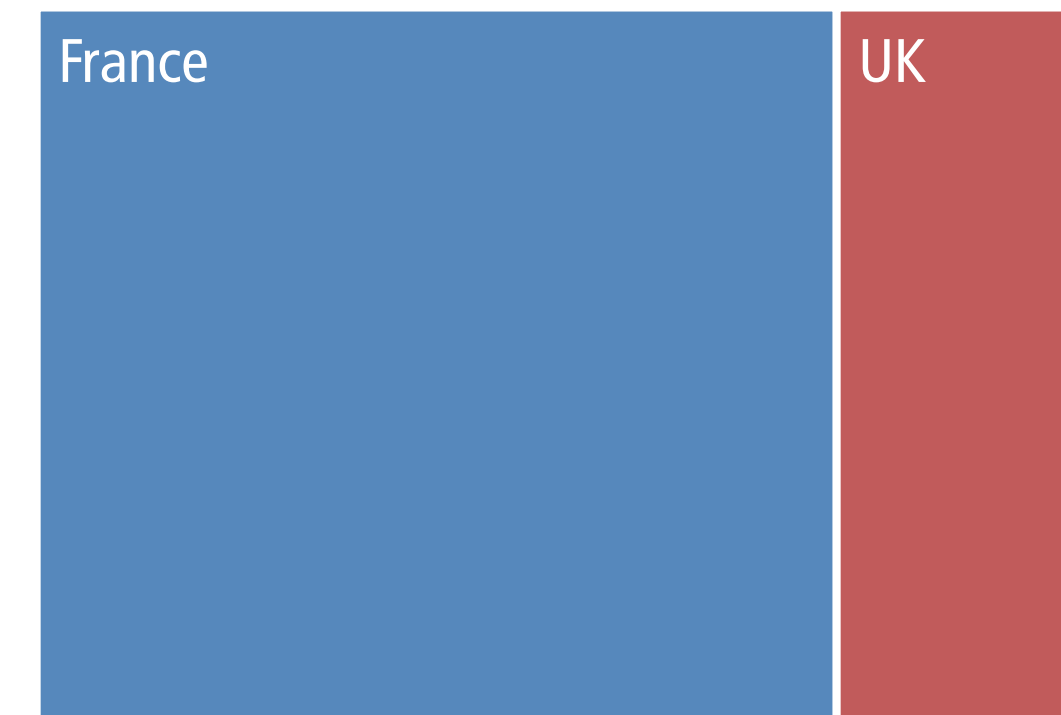
Big Six Foreign, Security and Defence Policy

Affluent Seven EU Policy

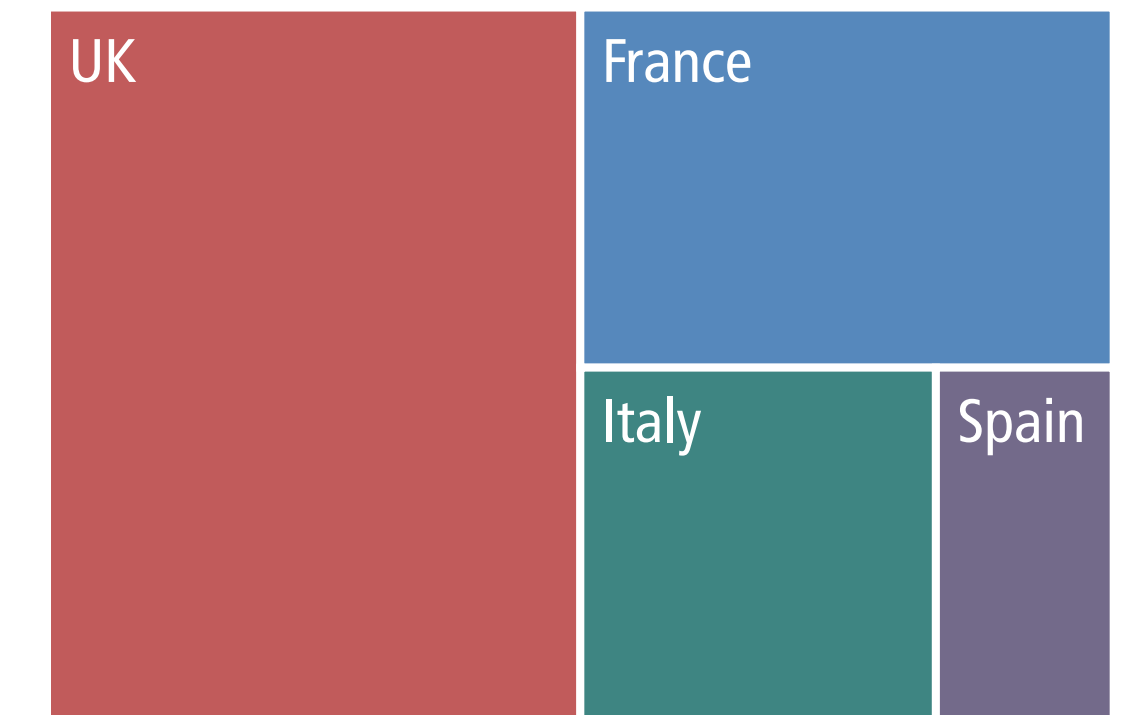
First Rank




Second Rank



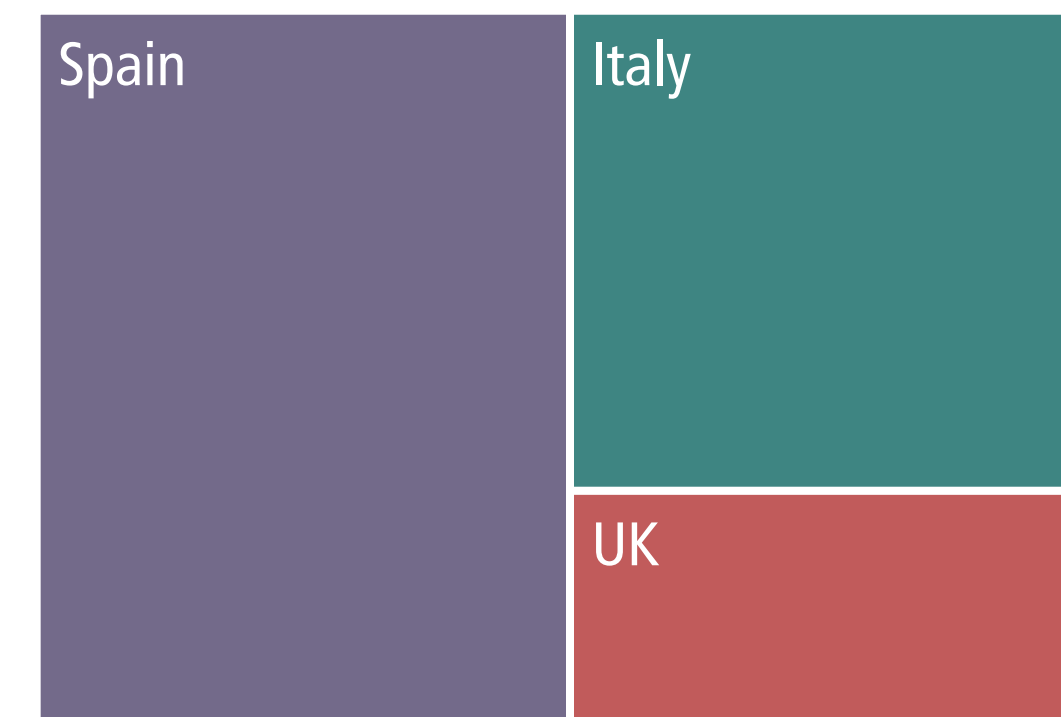
Third Rank




Fourth Rank



Fifth Rank



Sixth Rank



Number of respondents: 12. Size of rectangles corresponds with respondents' respective rankings. Countries with equal values are sorted from A-Z.



# Big Six Fiscal Policy Ranking by Lithuania

Q6

“Please rank the six large EU member states according to their influence on EU fiscal policy over the past two years. (first rank being the most influential)”

EU Big Six	Affluent Seven
Founding Six	Southern Seven
	Visegrád Four
Austria	Italy
Belgium	Latvia
Bulgaria	<b>Lithuania</b>
Croatia	Luxembourg
Cyprus	Malta
Czech Rep.	Netherlands
Denmark	Poland
Estonia	Portugal
Finland	Romania
France	Slovakia
Germany	Slovenia
Greece	Spain
Hungary	Sweden
Ireland	UK

Influence Overview


**Big Six Fiscal Policy**

Big Six Border Security and Migration Policy

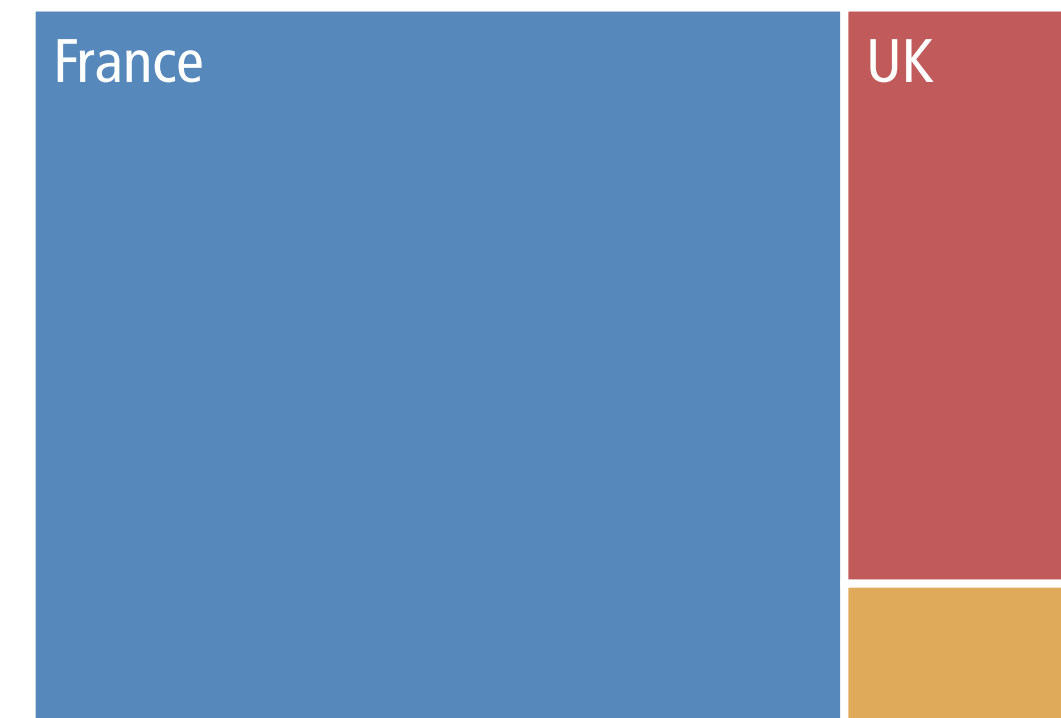
Big Six Foreign, Security and Defence Policy

Affluent Seven EU Policy

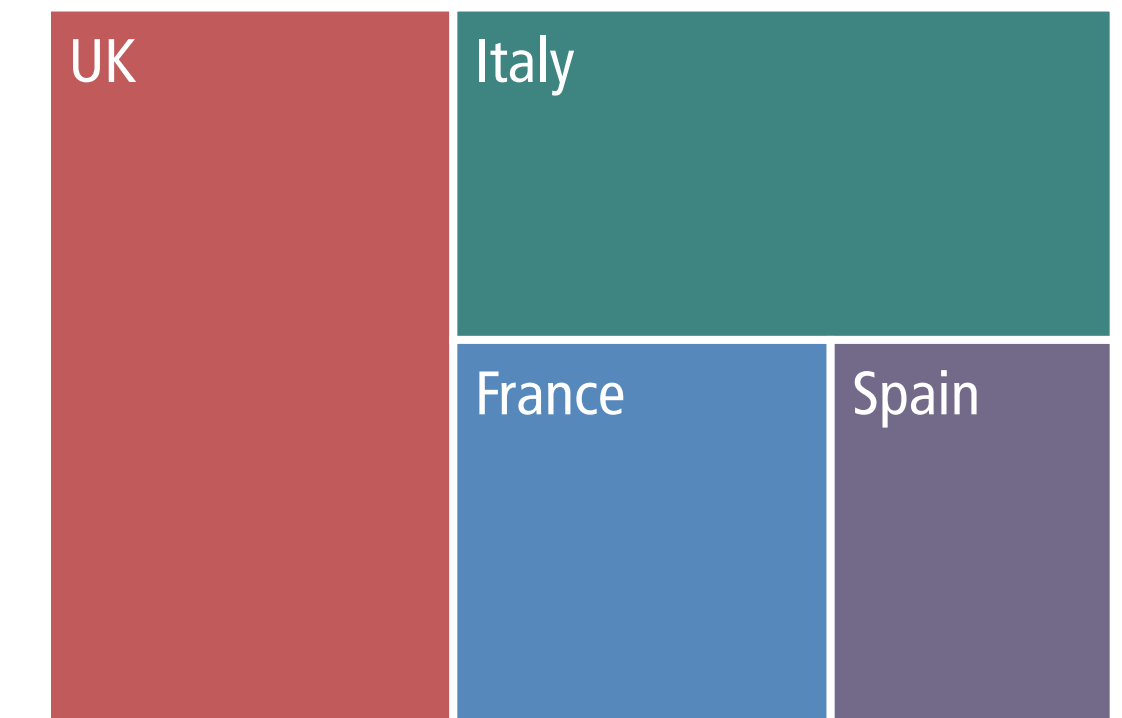
First Rank




Second Rank




Third Rank



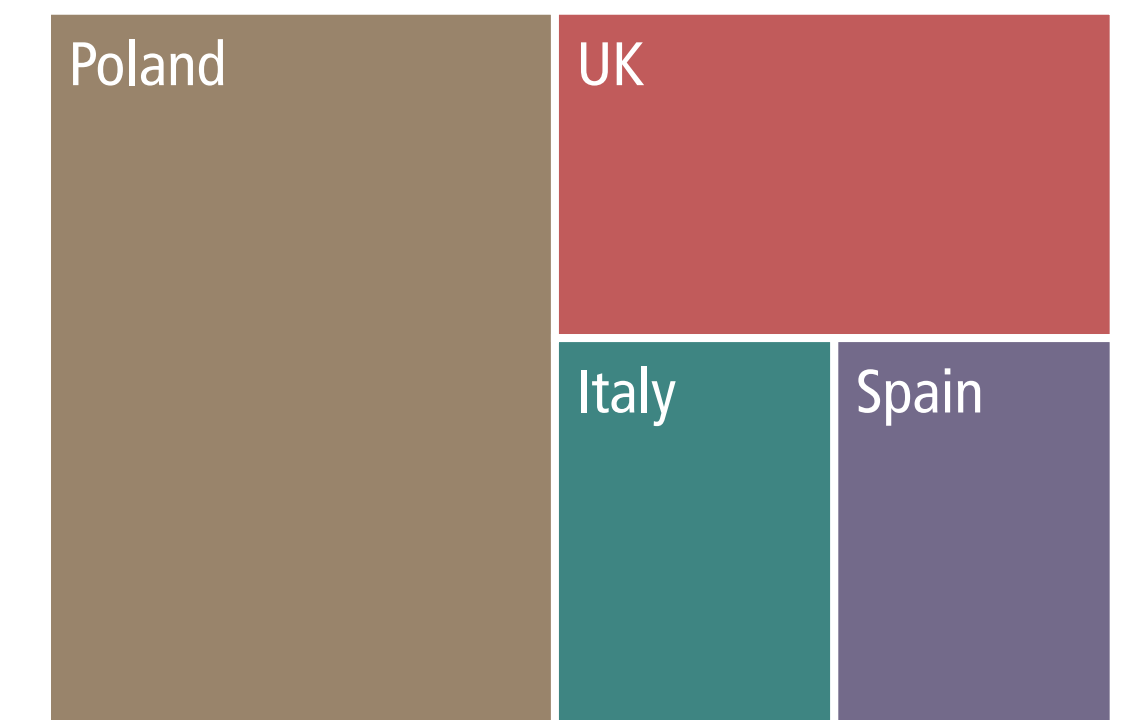
Fourth Rank



Fifth Rank



Sixth Rank



Number of respondents: 21. Size of rectangles corresponds with respondents' respective rankings. Countries with equal values are sorted from A-Z.

# Big Six Fiscal Policy Ranking by Luxembourg

Q6

“Please rank the six large EU member states according to their influence on EU fiscal policy over the past two years. (first rank being the most influential)”

EU Big Six Founding Six	Affluent Seven Southern Seven Visegrád Four
Austria	Italy
Belgium	Latvia
Bulgaria	Lithuania
Croatia	<b>Luxembourg</b>
Cyprus	Malta
Czech Rep.	Netherlands
Denmark	Poland
Estonia	Portugal
Finland	Romania
France	Slovakia
Germany	Slovenia
Greece	Spain
Hungary	Sweden
Ireland	UK

Influence Overview

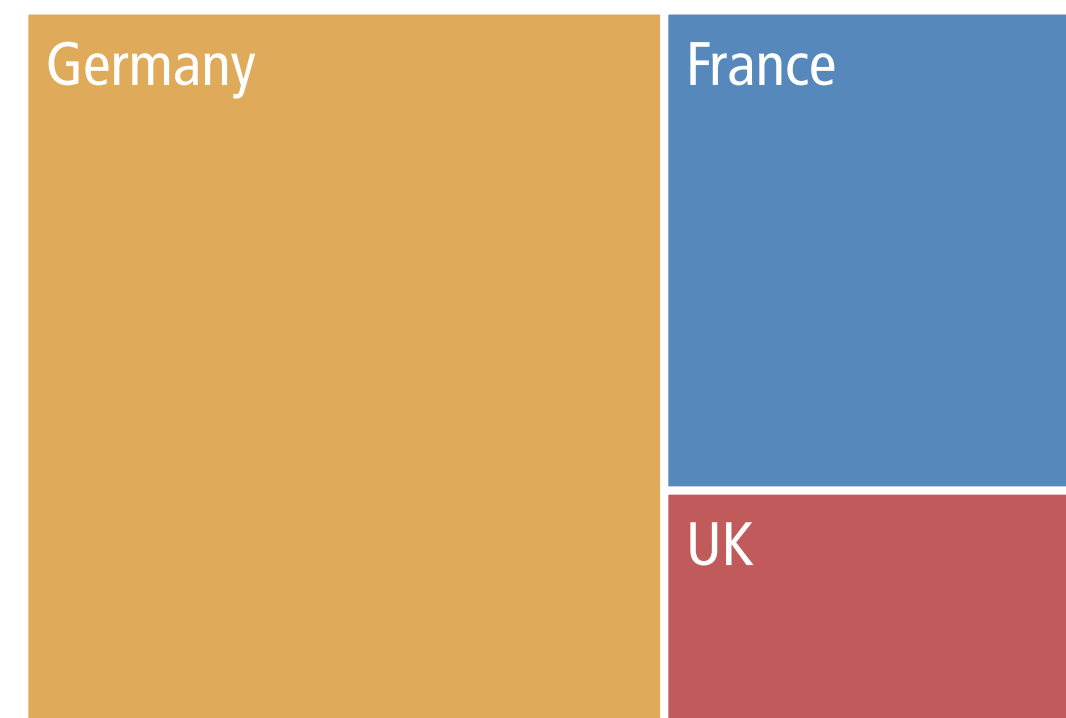
**Big Six Fiscal Policy**

Big Six Border Security and Migration Policy

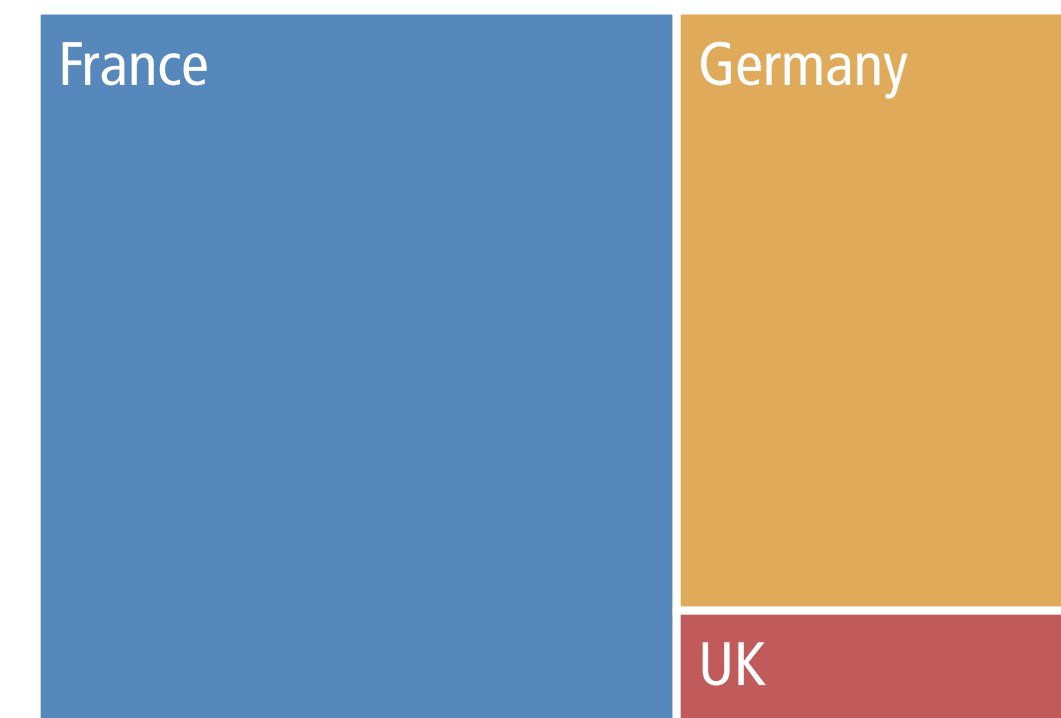
Big Six Foreign, Security and Defence Policy

Affluent Seven EU Policy


First Rank




Second Rank




Third Rank




Fourth Rank



Fifth Rank



Sixth Rank



Number of respondents: 15. Size of rectangles corresponds with respondents' respective rankings. Countries with equal values are sorted from A-Z.



# Big Six Fiscal Policy Ranking by Malta

Q6

“Please rank the six large EU member states according to their influence on EU fiscal policy over the past two years. (first rank being the most influential)”

EU Big Six Founding Six	Affluent Seven Southern Seven Visegrád Four
Austria	Italy
Belgium	Latvia
Bulgaria	Lithuania
Croatia	Luxembourg
Cyprus	<b>Malta</b>
Czech Rep.	Netherlands
Denmark	Poland
Estonia	Portugal
Finland	Romania
France	Slovakia
Germany	Slovenia
Greece	Spain
Hungary	Sweden
Ireland	UK

Influence Overview


**Big Six Fiscal Policy**

Big Six Border Security and Migration Policy

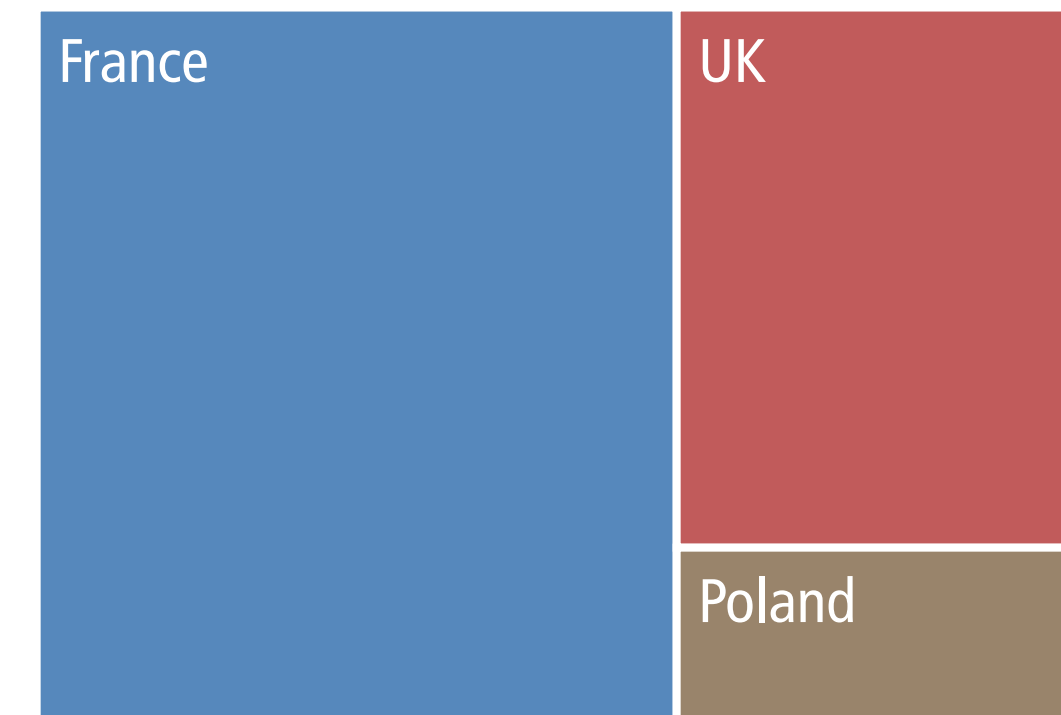
Big Six Foreign, Security and Defence Policy

Affluent Seven EU Policy


First Rank



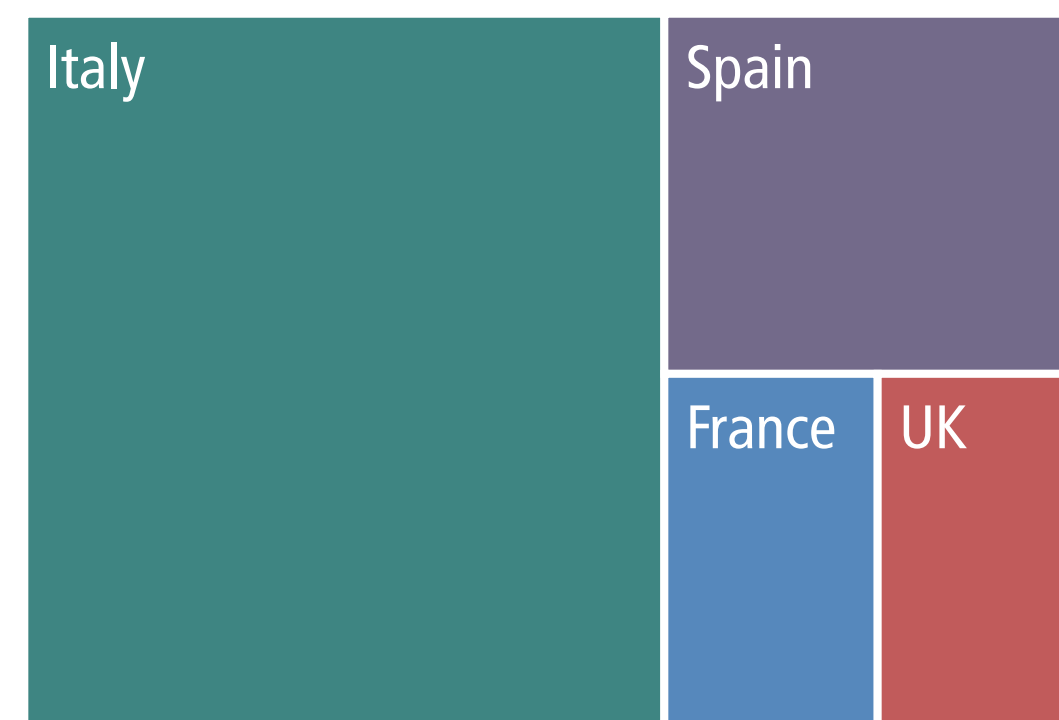
Second Rank




Third Rank



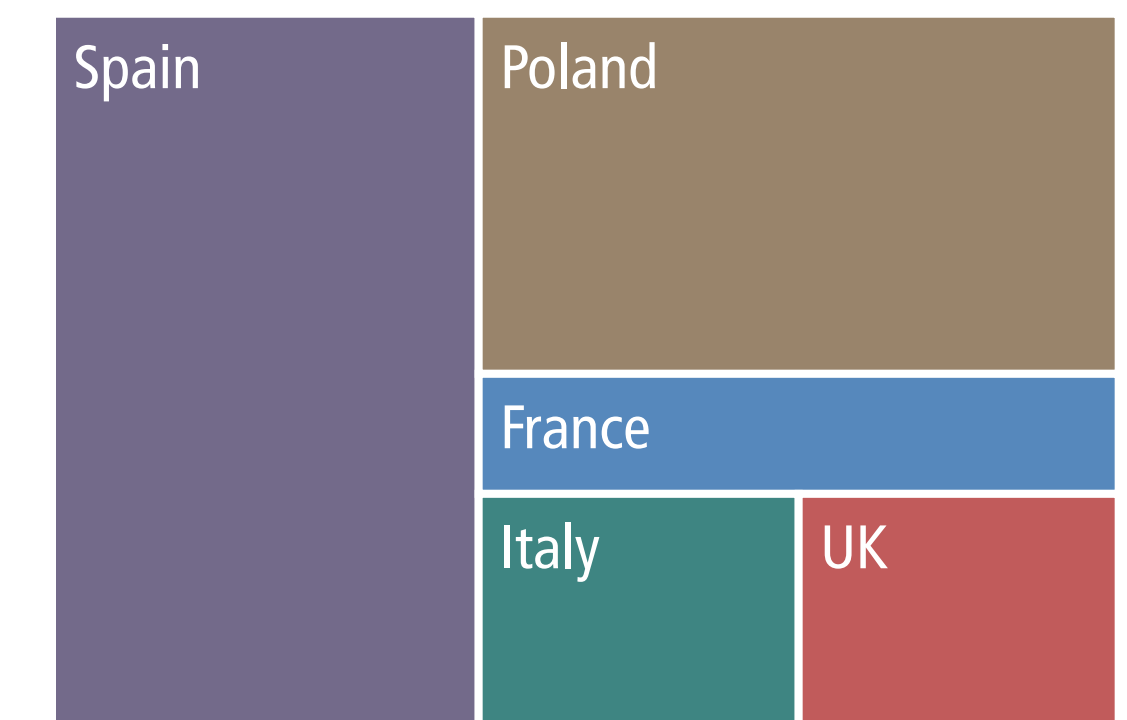
Fourth Rank



Fifth Rank



Sixth Rank



Number of respondents: 10. Size of rectangles corresponds with respondents' respective rankings. Countries with equal values are sorted from A-Z.

# Big Six Fiscal Policy Ranking by Netherlands

Q6

“Please rank the six large EU member states according to their influence on EU fiscal policy over the past two years. (first rank being the most influential)”

EU Big Six Founding Six	Affluent Seven Southern Seven Visegrád Four
Austria	Italy
Belgium	Latvia
Bulgaria	Lithuania
Croatia	Luxembourg
Cyprus	Malta
Czech Rep.	<b>Netherlands</b>
Denmark	Poland
Estonia	Portugal
Finland	Romania
France	Slovakia
Germany	Slovenia
Greece	Spain
Hungary	Sweden
Ireland	UK

Influence Overview


**Big Six Fiscal Policy**

Big Six Border Security and Migration Policy

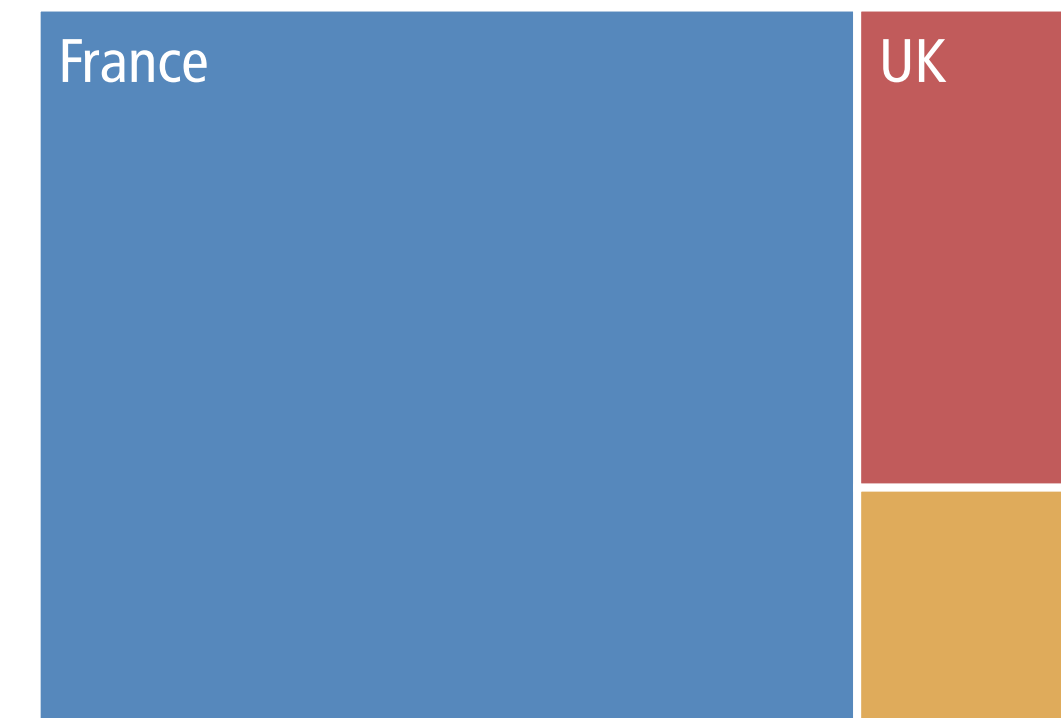
Big Six Foreign, Security and Defence Policy

Affluent Seven EU Policy

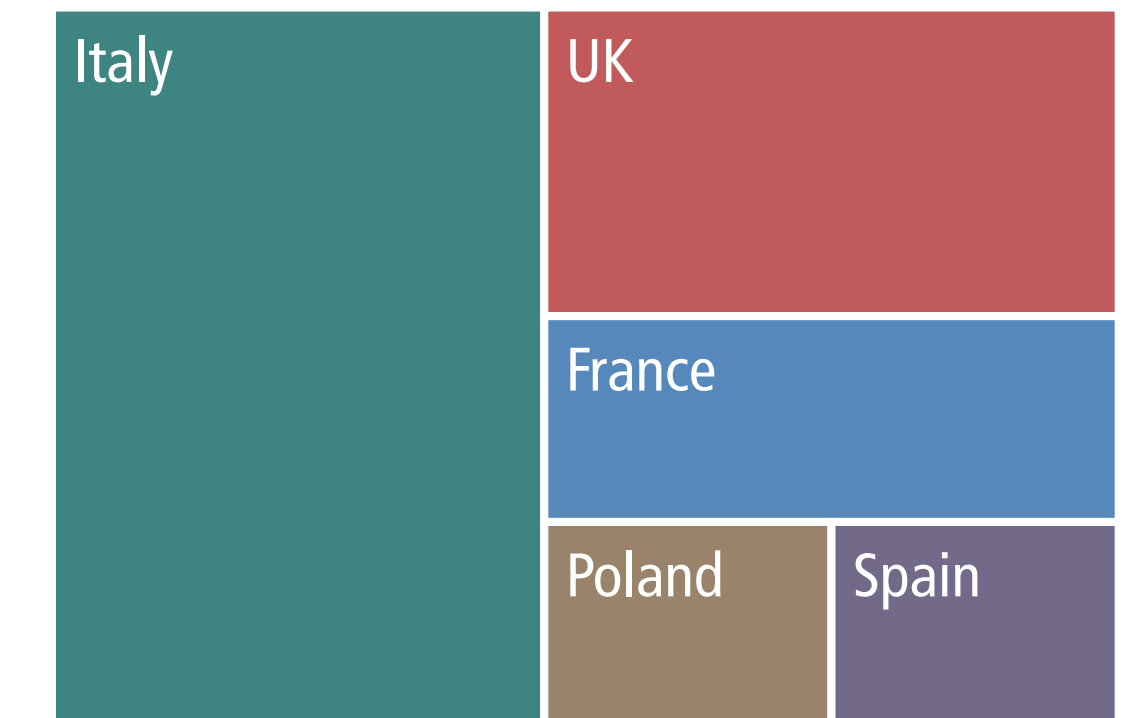
First Rank



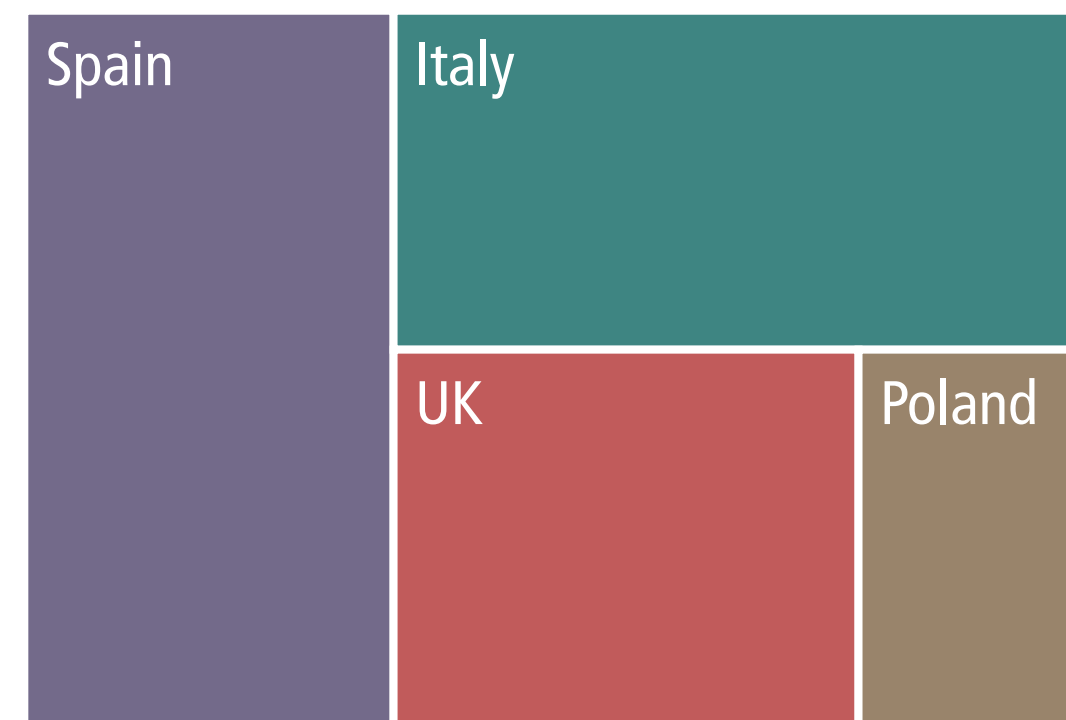
Second Rank



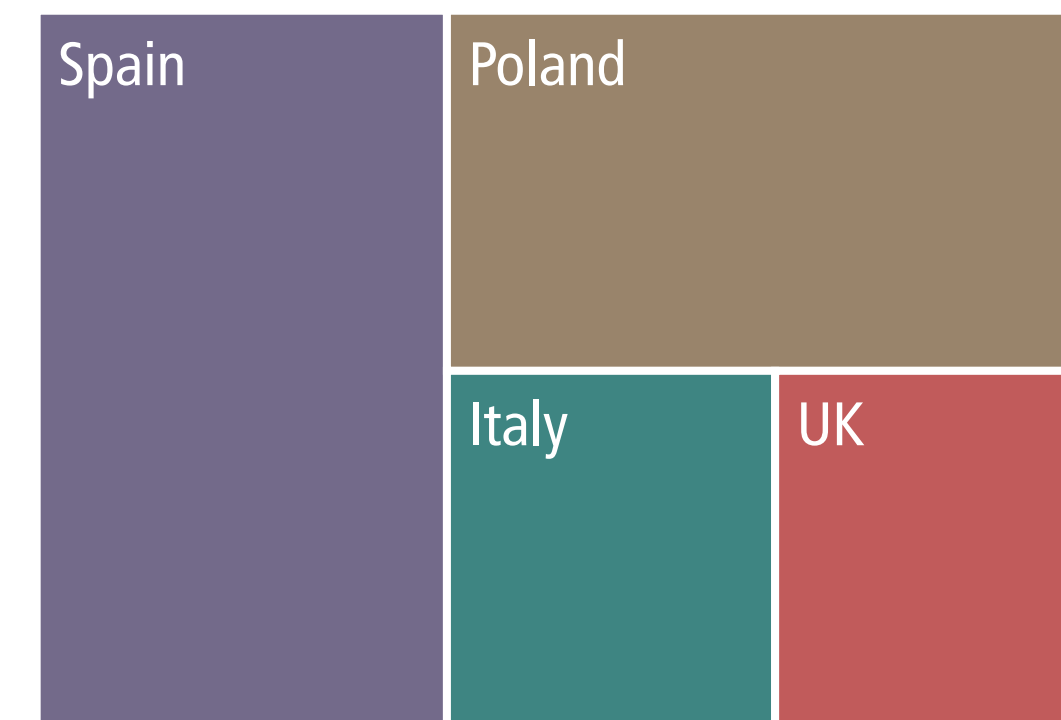
Third Rank



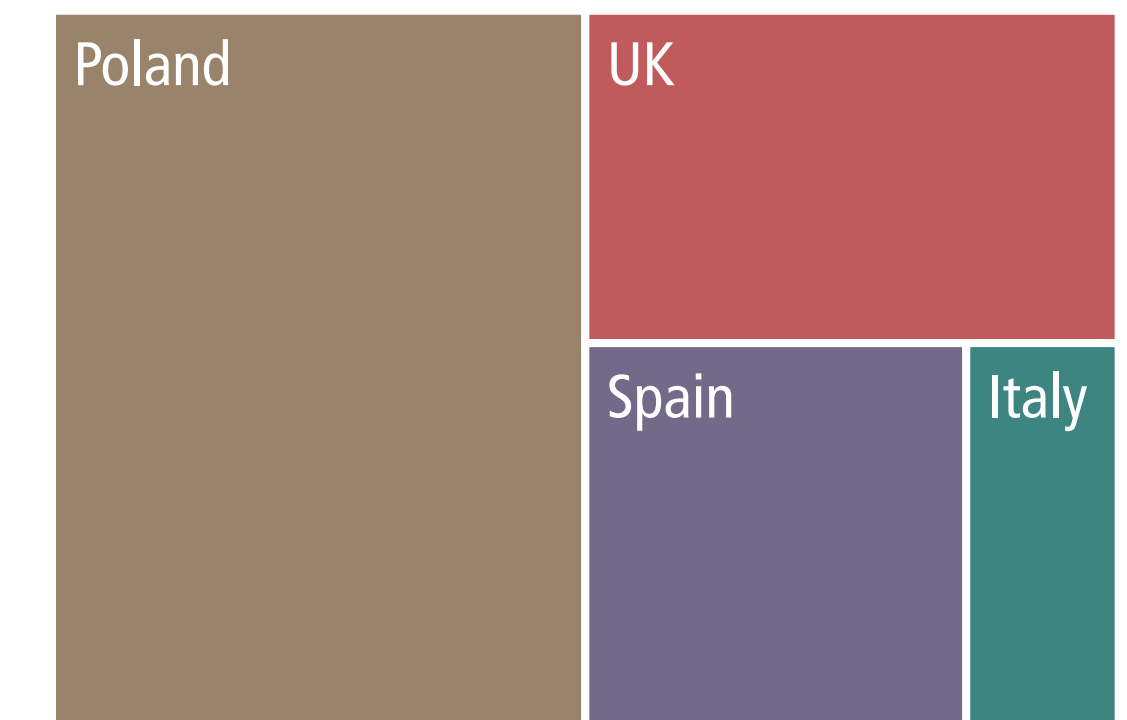
Fourth Rank



Fifth Rank



Sixth Rank



Number of respondents: 26. Size of rectangles corresponds with respondents' respective rankings. Countries with equal values are sorted from A-Z.



# Big Six Fiscal Policy Ranking by Poland

Q6

“Please rank the six large EU member states according to their influence on EU fiscal policy over the past two years. (first rank being the most influential)”

EU Big Six Founding Six	Affluent Seven Southern Seven Visegrád Four
Austria	Italy
Belgium	Latvia
Bulgaria	Lithuania
Croatia	Luxembourg
Cyprus	Malta
Czech Rep.	Netherlands
Denmark	<b>Poland</b>
Estonia	Portugal
Finland	Romania
France	Slovakia
Germany	Slovenia
Greece	Spain
Hungary	Sweden
Ireland	UK

Influence Overview


**Big Six Fiscal Policy**

Big Six Border Security and Migration Policy


Big Six Foreign, Security and Defence Policy

Affluent Seven EU Policy


First Rank



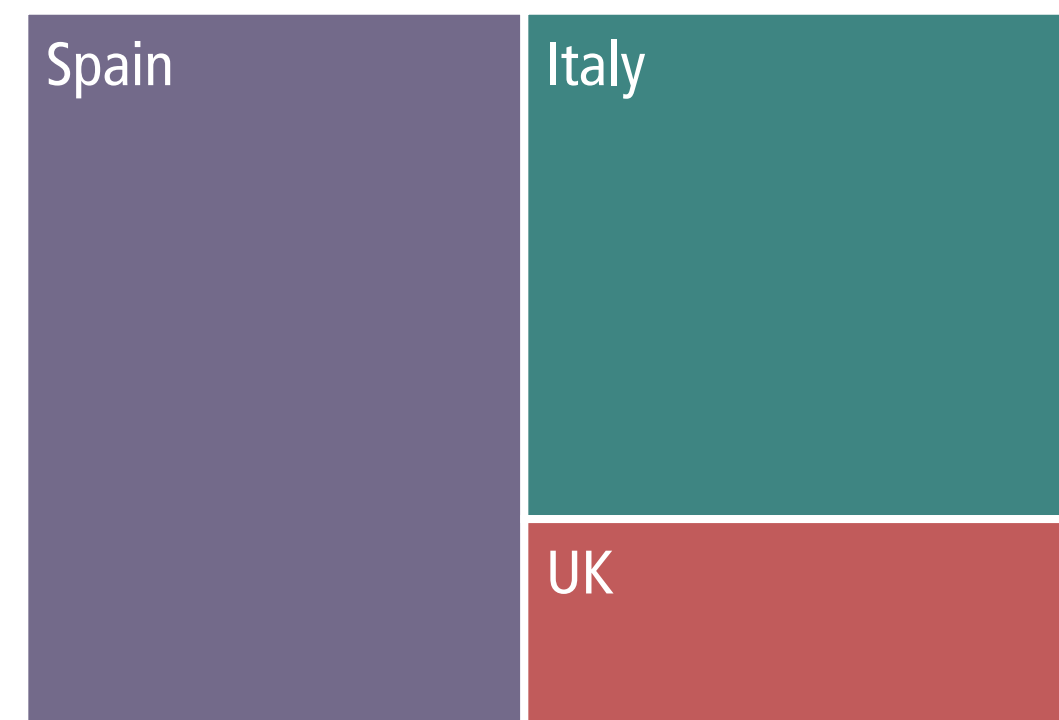
Second Rank




Third Rank




Fourth Rank



Fifth Rank



Sixth Rank



Number of respondents: 32. Size of rectangles corresponds with respondents' respective rankings. Countries with equal values are sorted from A-Z.

# Big Six Fiscal Policy Ranking by Portugal


**Q6** “Please rank the six large EU member states according to their influence on EU fiscal policy over the past two years. (first rank being the most influential)”

EU Big Six Founding Six	Affluent Seven Southern Seven Visegrád Four
Austria	Italy
Belgium	Latvia
Bulgaria	Lithuania
Croatia	Luxembourg
Cyprus	Malta
Czech Rep.	Netherlands
Denmark	Poland
Estonia	<b>Portugal</b>
Finland	Romania
France	Slovakia
Germany	Slovenia
Greece	Spain
Hungary	Sweden
Ireland	UK


Influence Overview

- Big Six Fiscal Policy**
- Big Six Border Security and Migration Policy
- Big Six Foreign, Security and Defence Policy
- Affluent Seven EU Policy

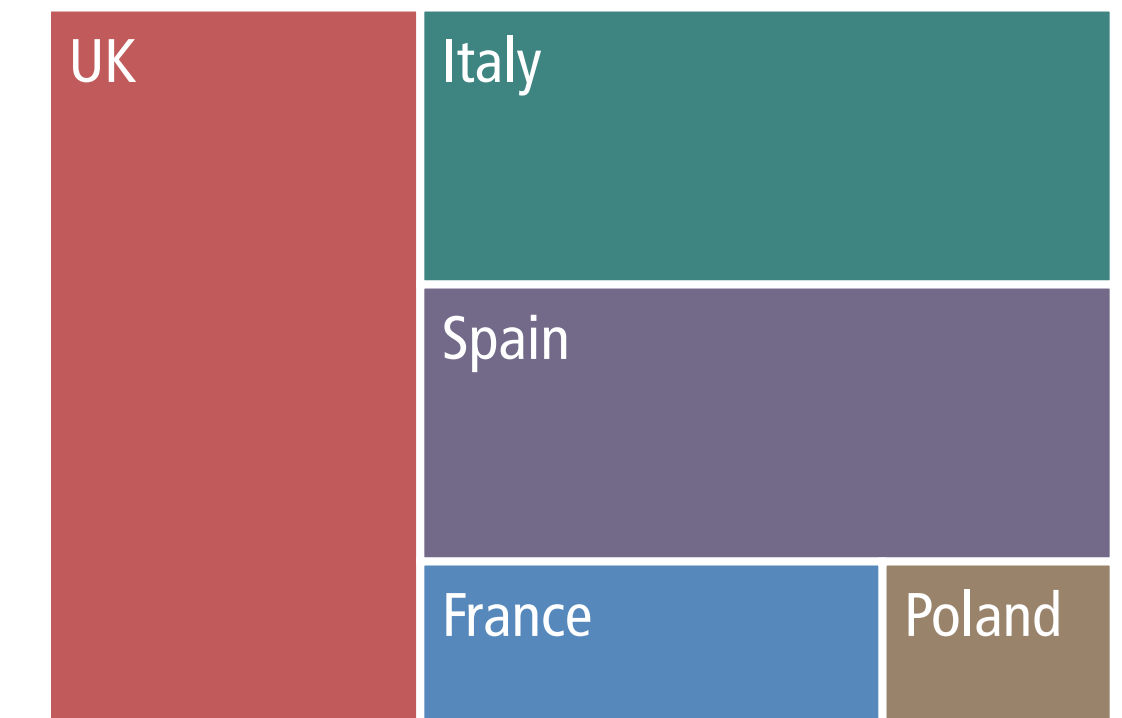
First Rank



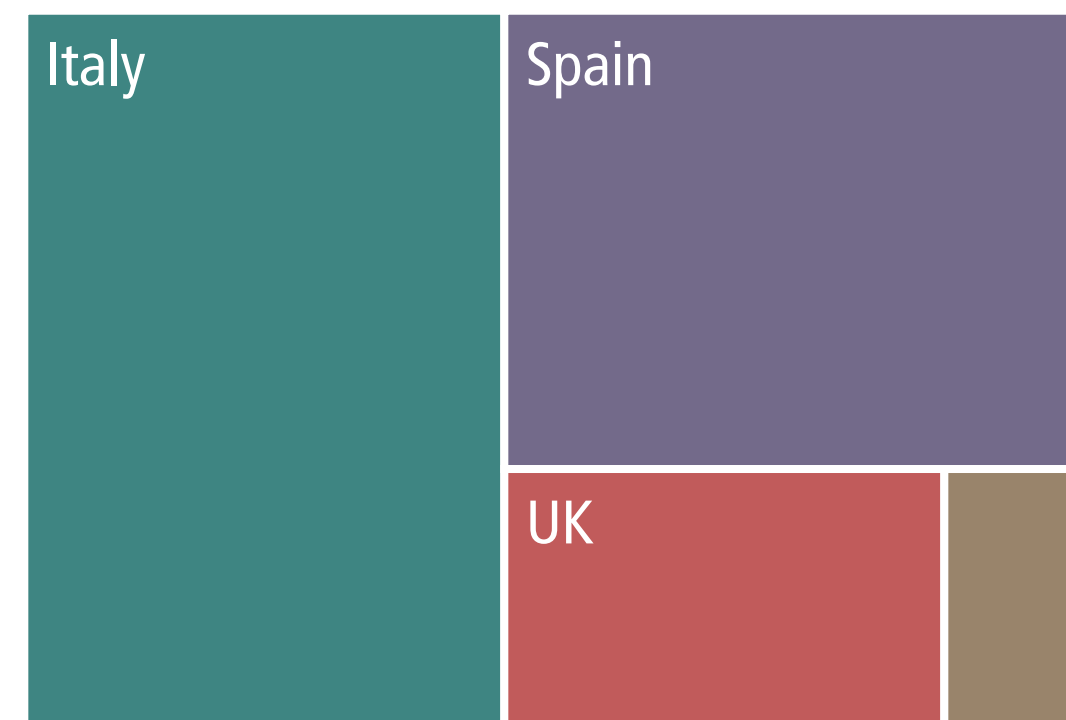
Second Rank




Third Rank




Fourth Rank



Fifth Rank



Sixth Rank



Number of respondents: 20. Size of rectangles corresponds with respondents' respective rankings. Countries with equal values are sorted from A-Z.



# Big Six Fiscal Policy Ranking by Romania

Q6

“Please rank the six large EU member states according to their influence on EU fiscal policy over the past two years. (first rank being the most influential)”

EU Big Six	Affluent Seven
Founding Six	Southern Seven
	Visegrád Four
Austria	Italy
Belgium	Latvia
Bulgaria	Lithuania
Croatia	Luxembourg
Cyprus	Malta
Czech Rep.	Netherlands
Denmark	Poland
Estonia	Portugal
Finland	<b>Romania</b>
France	Slovakia
Germany	Slovenia
Greece	Spain
Hungary	Sweden
Ireland	UK

Influence Overview

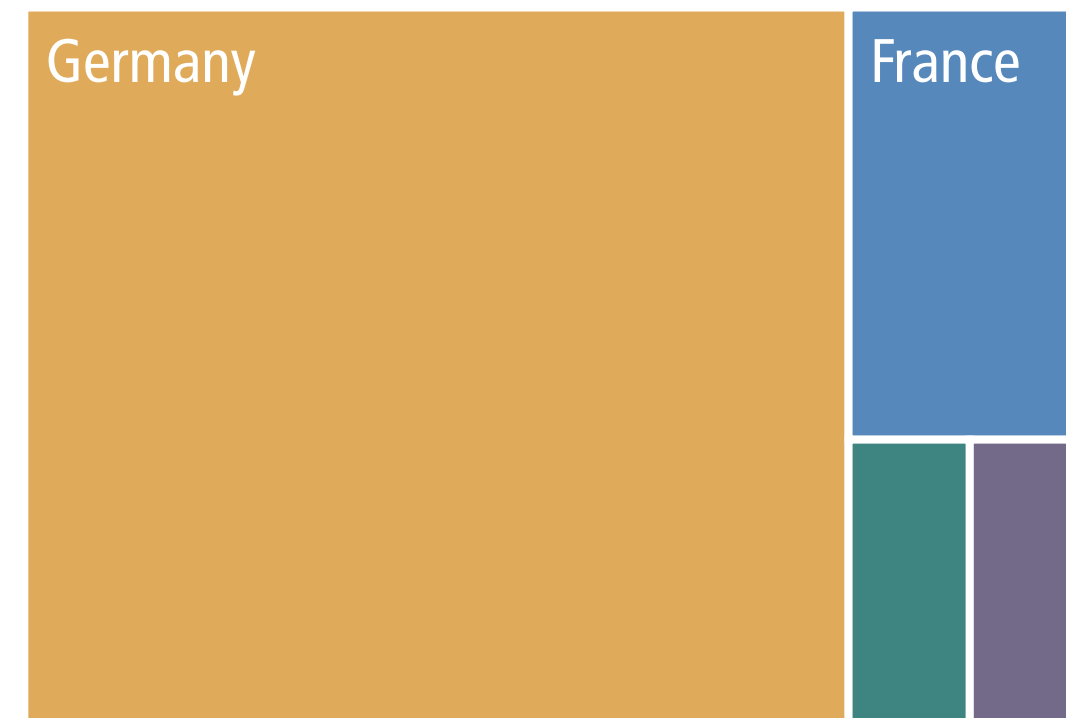
**Big Six Fiscal Policy**

Big Six Border Security and Migration Policy

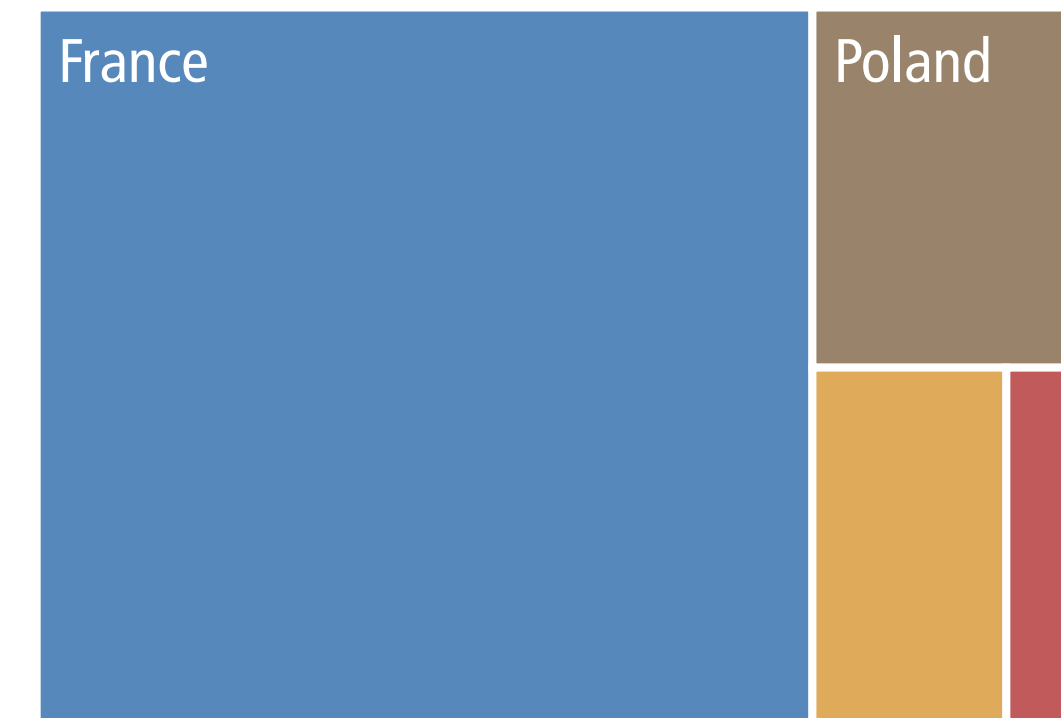
Big Six Foreign, Security and Defence Policy

Affluent Seven EU Policy

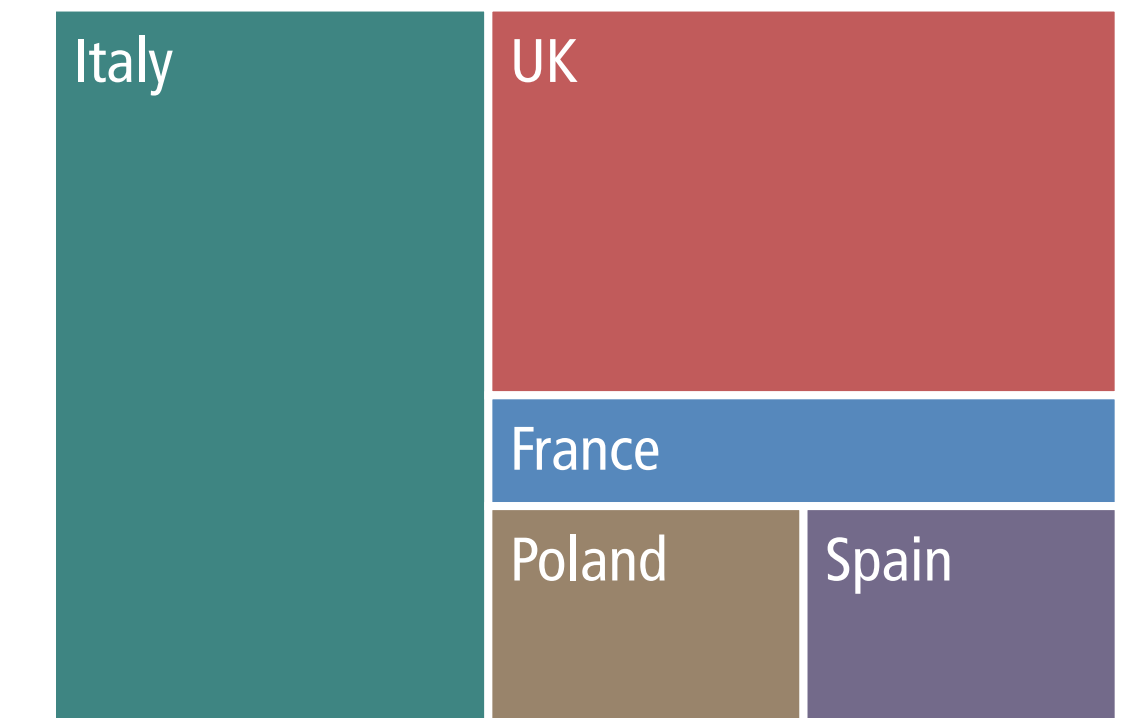
First Rank




Second Rank




Third Rank




Fourth Rank



Fifth Rank



Sixth Rank



Number of respondents: 22. Size of rectangles corresponds with respondents' respective rankings. Countries with equal values are sorted from A-Z.

# Big Six Fiscal Policy Ranking by Slovakia

Q6

“Please rank the six large EU member states according to their influence on EU fiscal policy over the past two years. (first rank being the most influential)”

EU Big Six	Affluent Seven
Founding Six	Southern Seven
	Visegrád Four
Austria	Italy
Belgium	Latvia
Bulgaria	Lithuania
Croatia	Luxembourg
Cyprus	Malta
Czech Rep.	Netherlands
Denmark	Poland
Estonia	Portugal
Finland	Romania
France	<b>Slovakia</b>
Germany	Slovenia
Greece	Spain
Hungary	Sweden
Ireland	UK

Influence Overview


**Big Six Fiscal Policy**

Big Six Border Security and Migration Policy


Big Six Foreign, Security and Defence Policy

Affluent Seven EU Policy

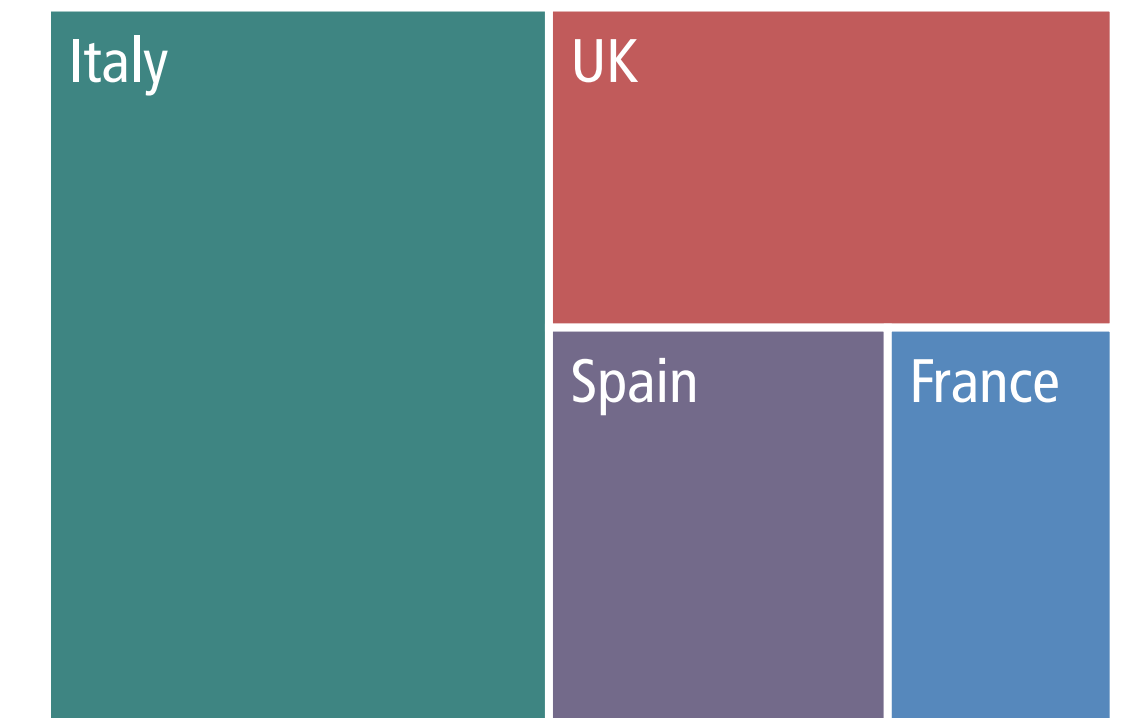
First Rank



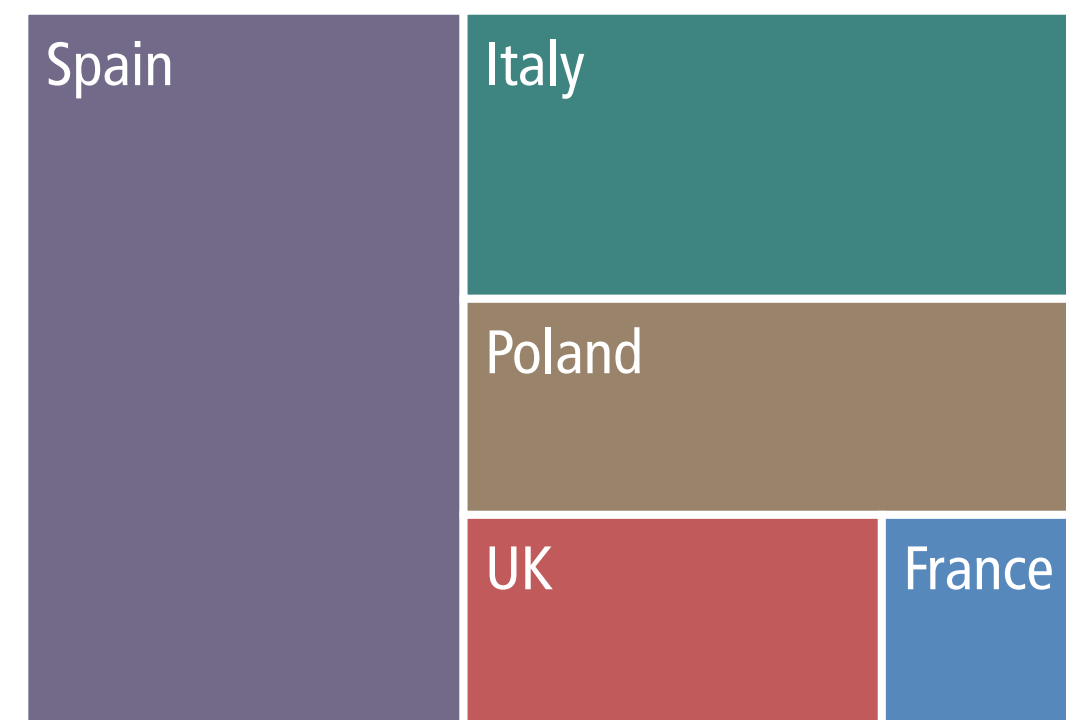
Second Rank




Third Rank



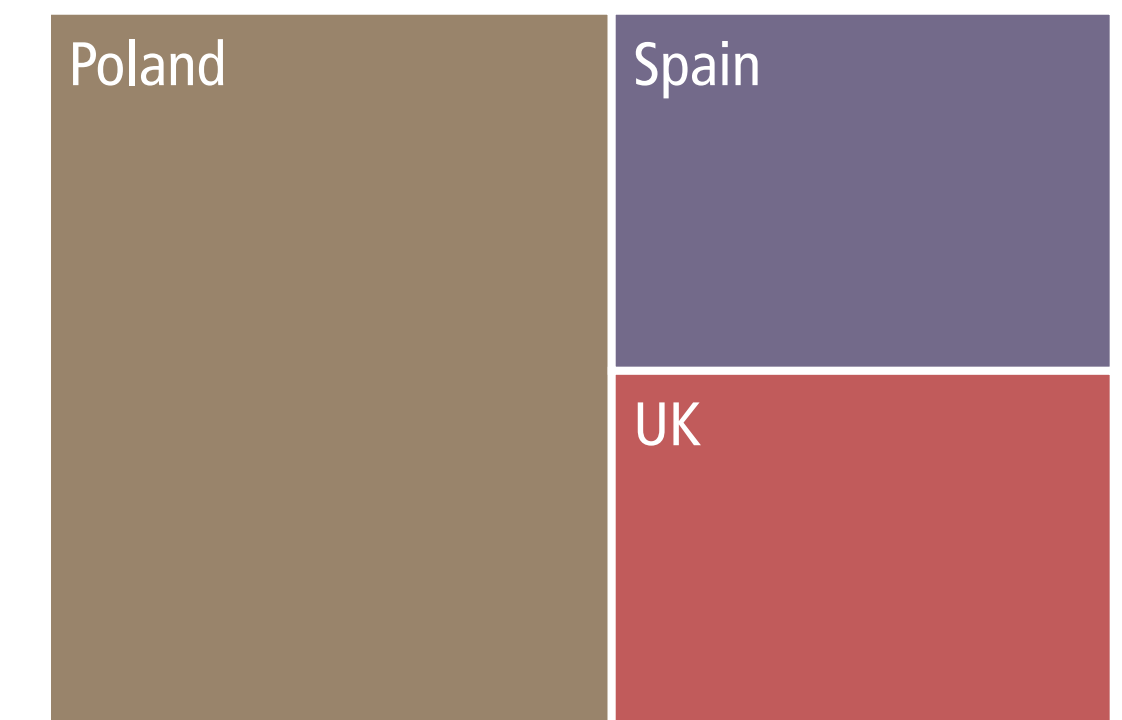
Fourth Rank



Fifth Rank



Sixth Rank



Number of respondents: 17. Size of rectangles corresponds with respondents' respective rankings. Countries with equal values are sorted from A-Z.



# Big Six Fiscal Policy Ranking by Slovenia

Q6

“Please rank the six large EU member states according to their influence on EU fiscal policy over the past two years. (first rank being the most influential)”

EU Big Six	Affluent Seven
Founding Six	Southern Seven
	Visegrád Four
Austria	Italy
Belgium	Latvia
Bulgaria	Lithuania
Croatia	Luxembourg
Cyprus	Malta
Czech Rep.	Netherlands
Denmark	Poland
Estonia	Portugal
Finland	Romania
France	Slovakia
Germany	<b>Slovenia</b>
Greece	Spain
Hungary	Sweden
Ireland	UK

Influence Overview


**Big Six Fiscal Policy**

Big Six Border Security and Migration Policy

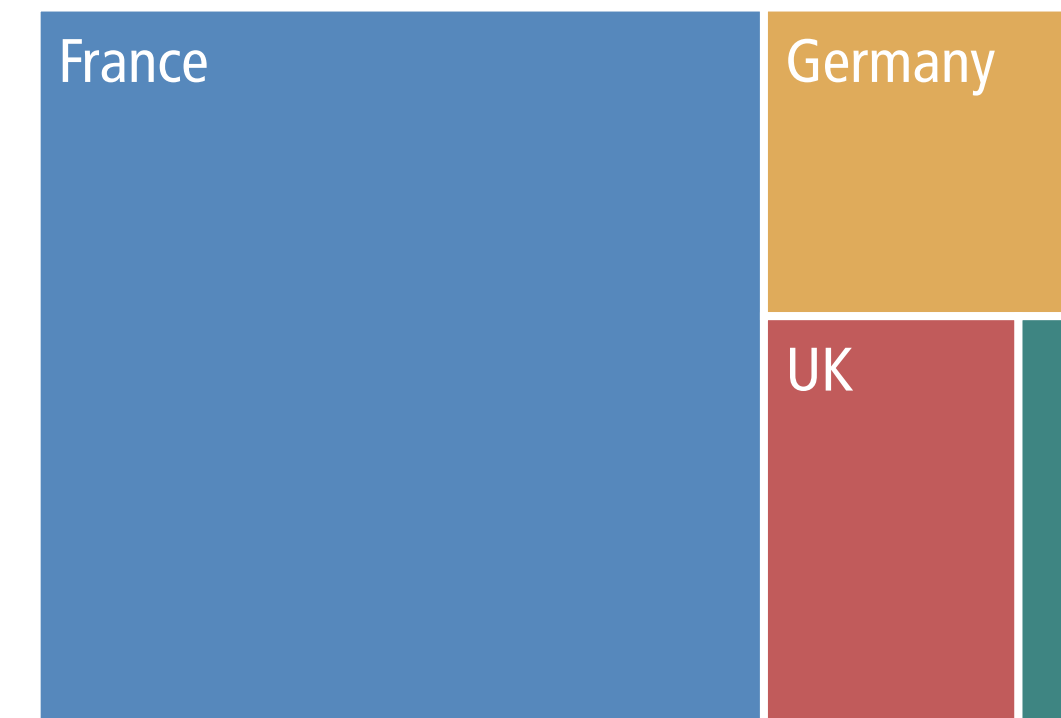
Big Six Foreign, Security and Defence Policy

Affluent Seven EU Policy


First Rank




Second Rank




Third Rank




Fourth Rank



Fifth Rank



Sixth Rank



Number of respondents: 22. Size of rectangles corresponds with respondents' respective rankings. Countries with equal values are sorted from A-Z.

# Big Six Fiscal Policy Ranking by Spain

Q6

“Please rank the six large EU member states according to their influence on EU fiscal policy over the past two years. (first rank being the most influential)”

EU Big Six Founding Six	Affluent Seven Southern Seven Visegrád Four
Austria	Italy
Belgium	Latvia
Bulgaria	Lithuania
Croatia	Luxembourg
Cyprus	Malta
Czech Rep.	Netherlands
Denmark	Poland
Estonia	Portugal
Finland	Romania
France	Slovakia
Germany	Slovenia
Greece	<b>Spain</b>
Hungary	Sweden
Ireland	UK

Influence Overview


**Big Six Fiscal Policy**

Big Six Border Security and Migration Policy

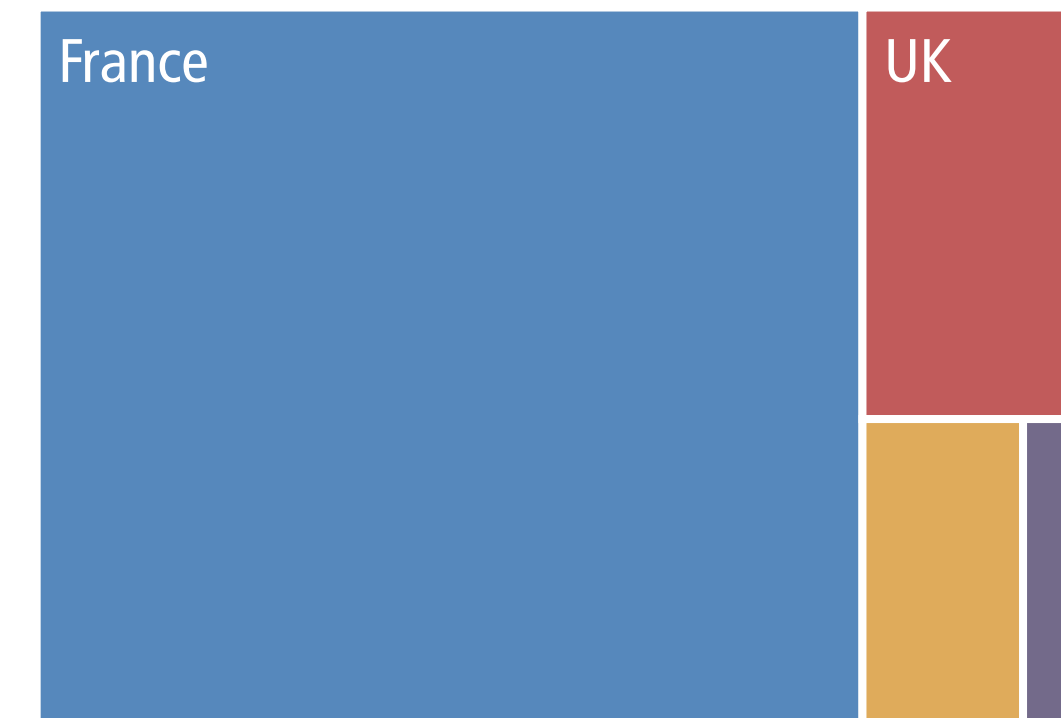
Big Six Foreign, Security and Defence Policy

Affluent Seven EU Policy

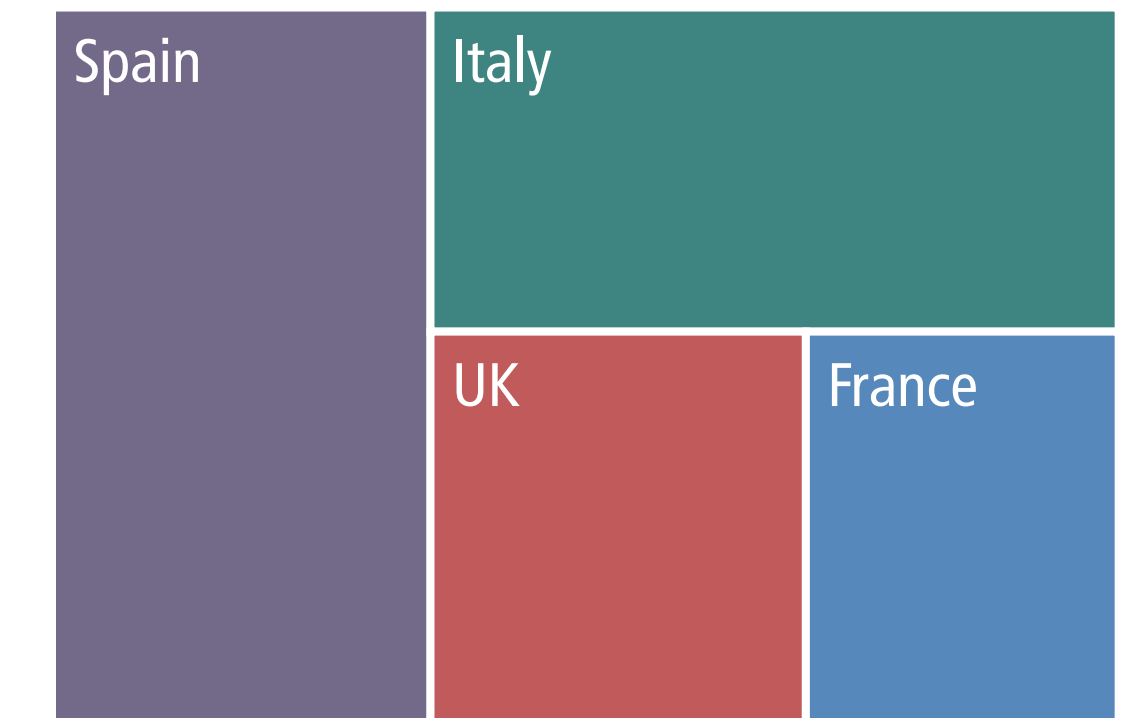
First Rank



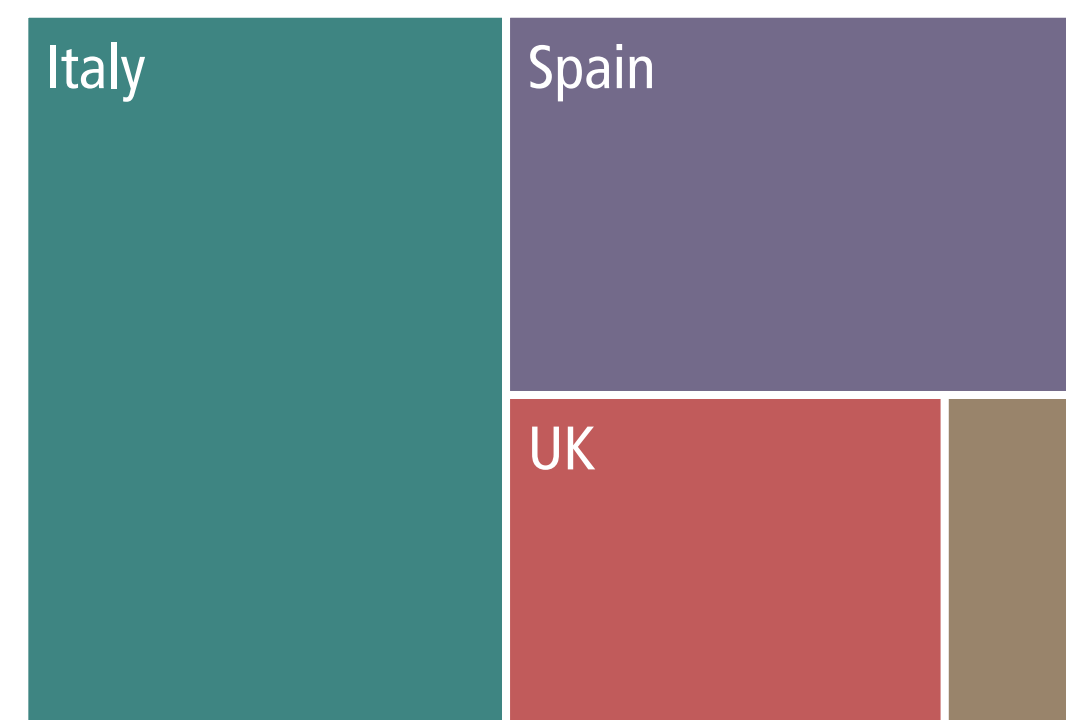
Second Rank




Third Rank



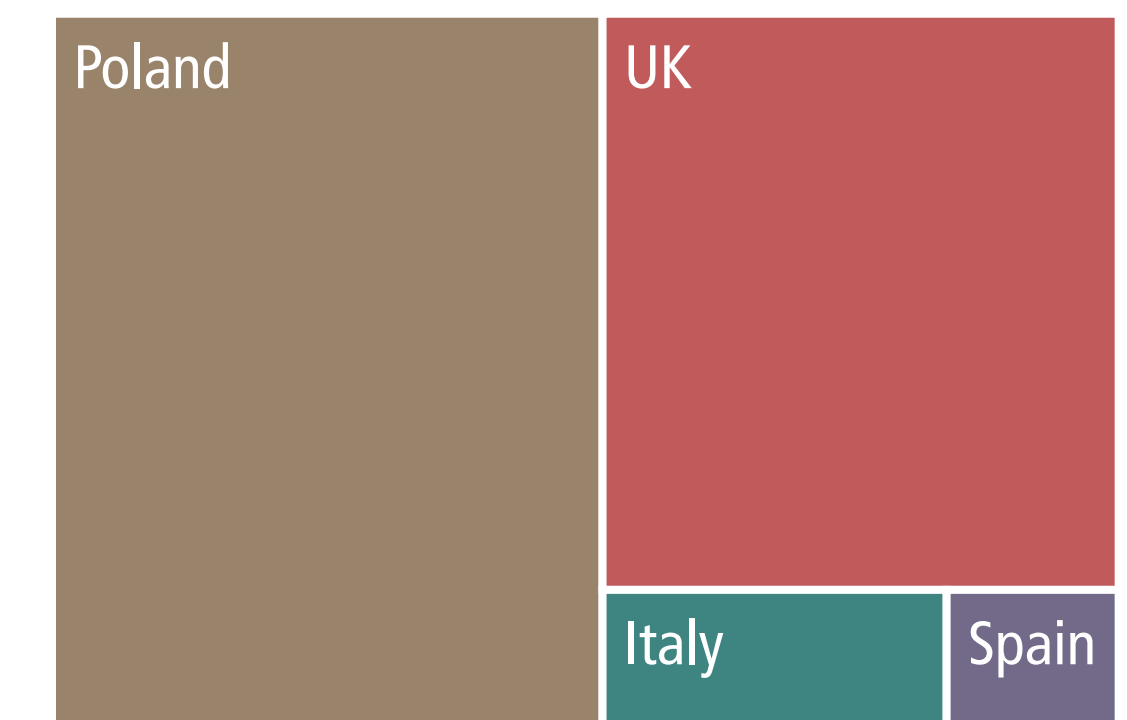
Fourth Rank



Fifth Rank



Sixth Rank



Number of respondents: 31. Size of rectangles corresponds with respondents' respective rankings. Countries with equal values are sorted from A-Z.



# Big Six Fiscal Policy Ranking by Sweden


**Q6** “Please rank the six large EU member states according to their influence on EU fiscal policy over the past two years. (first rank being the most influential)”

EU Big Six Founding Six	Affluent Seven Southern Seven Visegrád Four
Austria	Italy
Belgium	Latvia
Bulgaria	Lithuania
Croatia	Luxembourg
Cyprus	Malta
Czech Rep.	Netherlands
Denmark	Poland
Estonia	Portugal
Finland	Romania
France	Slovakia
Germany	Slovenia
Greece	Spain
Hungary	<b>Sweden</b>
Ireland	UK


Influence Overview

- Big Six Fiscal Policy**
- Big Six Border Security and Migration Policy
- Big Six Foreign, Security and Defence Policy
- Affluent Seven EU Policy

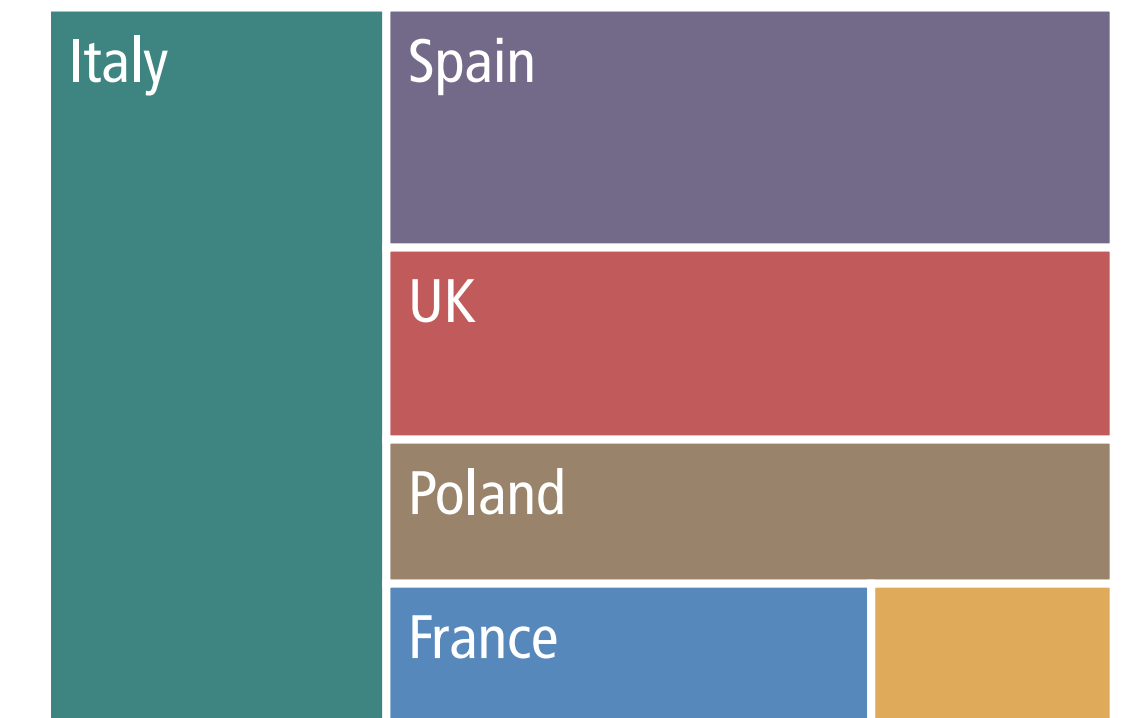
First Rank




Second Rank




Third Rank



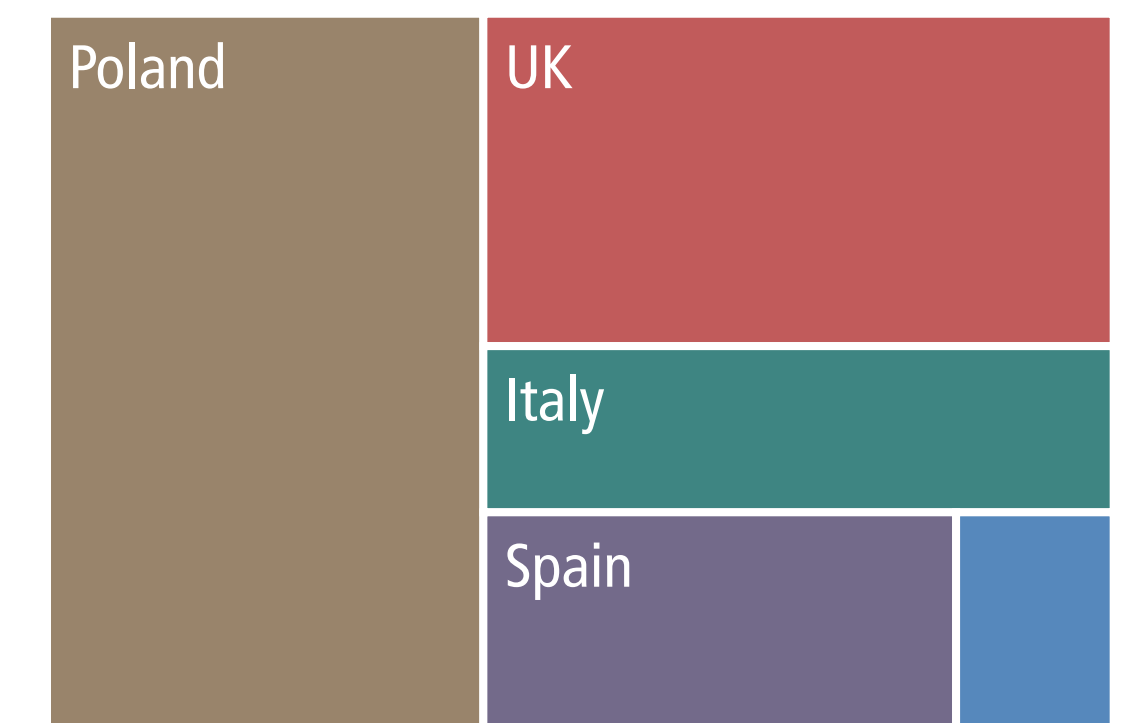
Fourth Rank



Fifth Rank



Sixth Rank



Number of respondents: 22. Size of rectangles corresponds with respondents' respective rankings. Countries with equal values are sorted from A-Z.

# Big Six Fiscal Policy Ranking by UK

Q6

“Please rank the six large EU member states according to their influence on EU fiscal policy over the past two years. (first rank being the most influential)”

EU Big Six	Affluent Seven
Founding Six	Southern Seven
	Visegrád Four
Austria	Italy
Belgium	Latvia
Bulgaria	Lithuania
Croatia	Luxembourg
Cyprus	Malta
Czech Rep.	Netherlands
Denmark	Poland
Estonia	Portugal
Finland	Romania
France	Slovakia
Germany	Slovenia
Greece	Spain
Hungary	Sweden
Ireland	<b>UK</b>

Influence Overview


**Big Six Fiscal Policy**

Big Six Border Security and Migration Policy

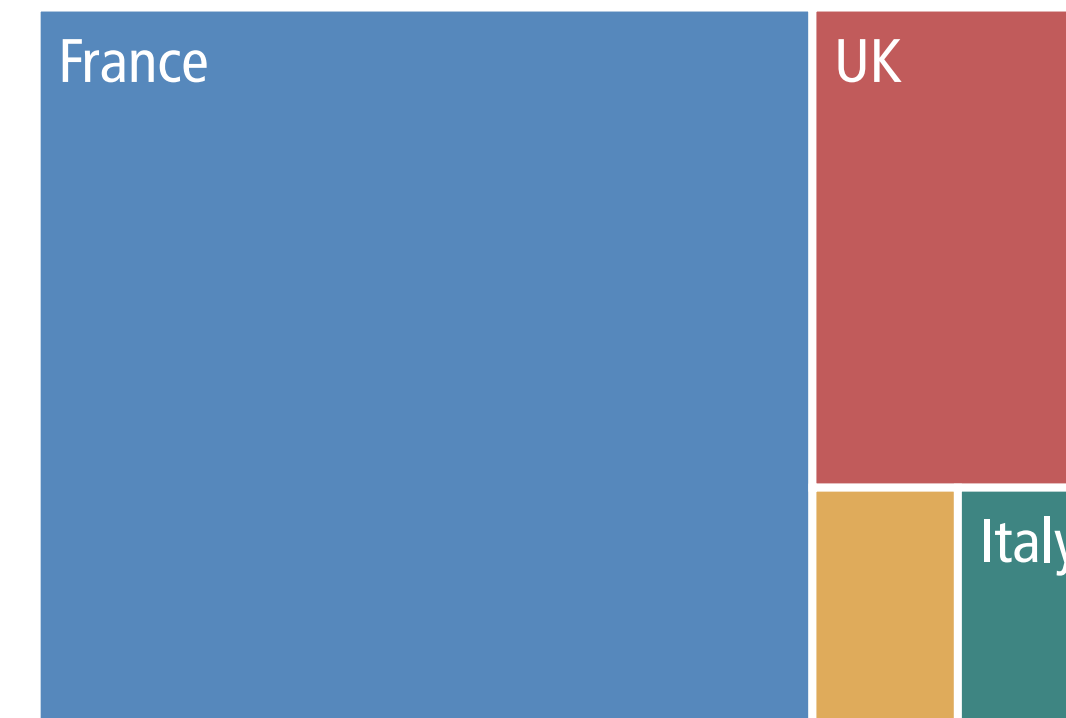
Big Six Foreign, Security and Defence Policy

Affluent Seven EU Policy

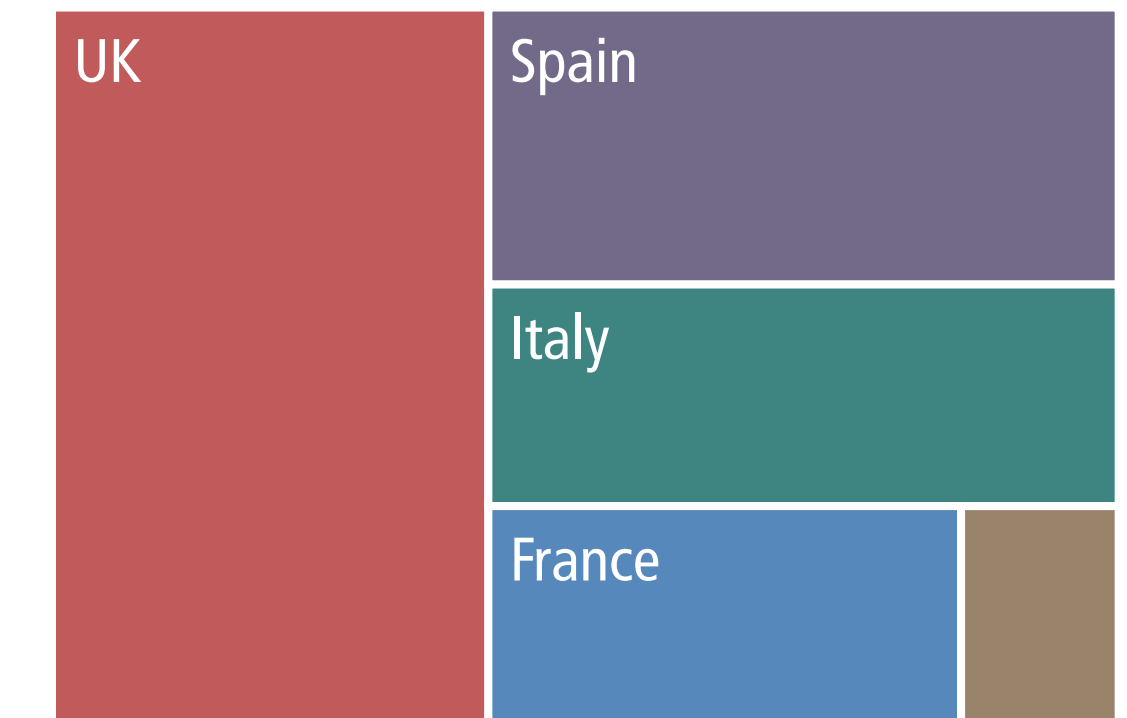
First Rank




Second Rank



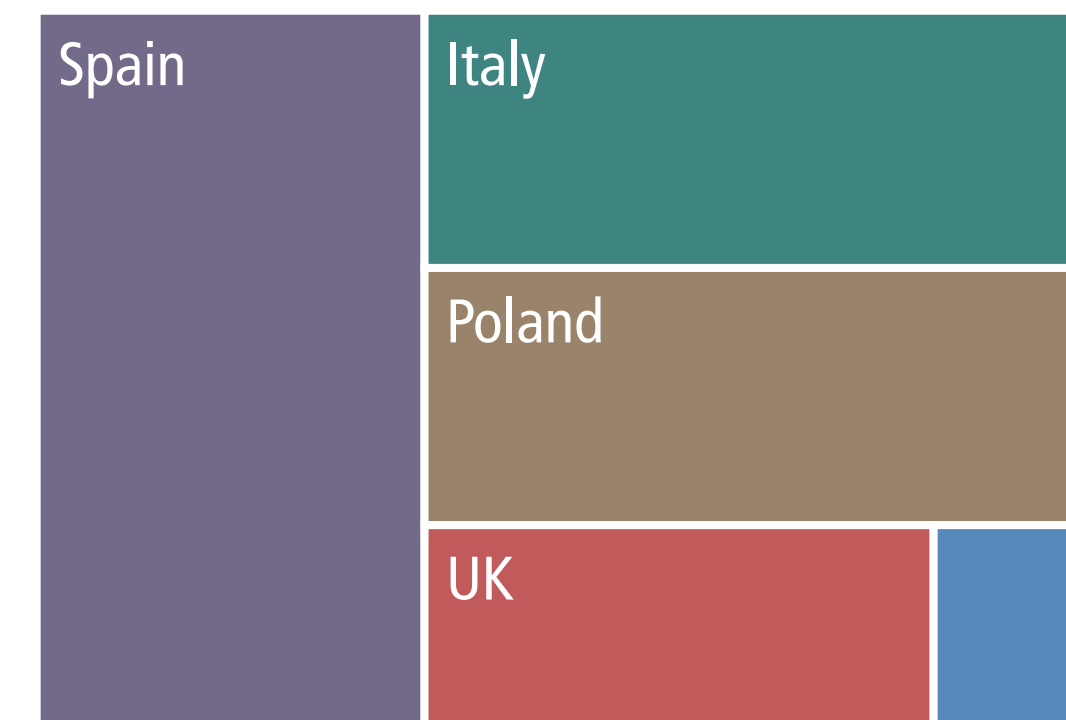
Third Rank



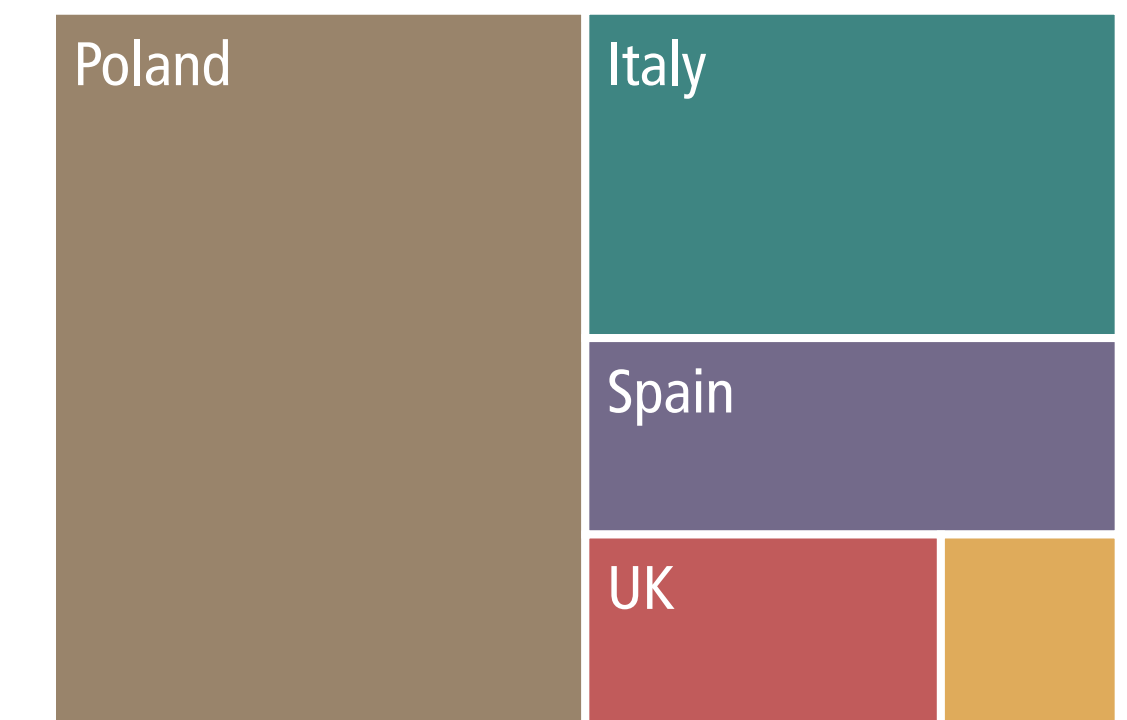
Fourth Rank



Fifth Rank



Sixth Rank



Number of respondents: 22. Size of rectangles corresponds with respondents' respective rankings. Countries with equal values are sorted from A-Z.



UK



EU28 Survey

Findings

Chapters

Preferences

**Influence**

Policies & Partners

ecfr.eu/eucoalitionexplorer




# Big Six Border Security and Migration Policy Ranking by EU

**Q7** “Please rank the six large EU member states according to their influence on EU border security and migration policy over the past two years. (first rank being the most influential)”

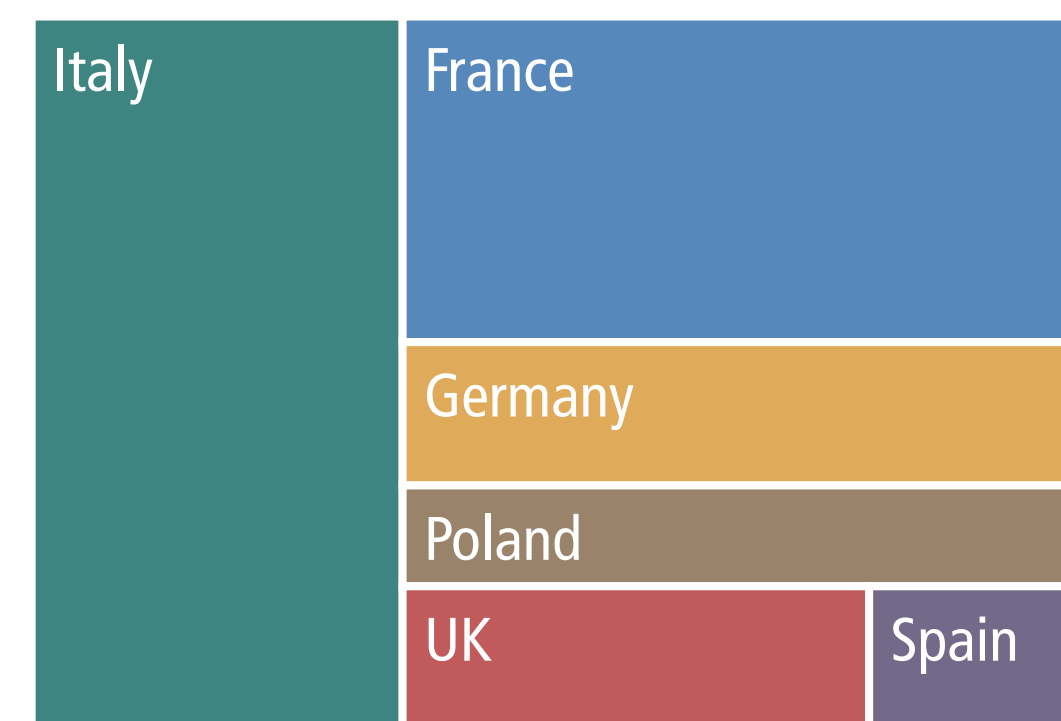
EU	Affluent Seven
Big Six	Southern Seven
Founding Six	Visegrád Four
Austria	Italy
Belgium	Latvia
Bulgaria	Lithuania
Croatia	Luxembourg
Cyprus	Malta
Czech Rep.	Netherlands
Denmark	Poland
Estonia	Portugal
Finland	Romania
France	Slovakia
Germany	Slovenia
Greece	Spain
Hungary	Sweden
Ireland	UK

- Influence Overview
- Big Six Fiscal Policy
- Big Six Border Security and Migration Policy**
- Big Six Foreign, Security and Defence Policy
- Affluent Seven EU Policy

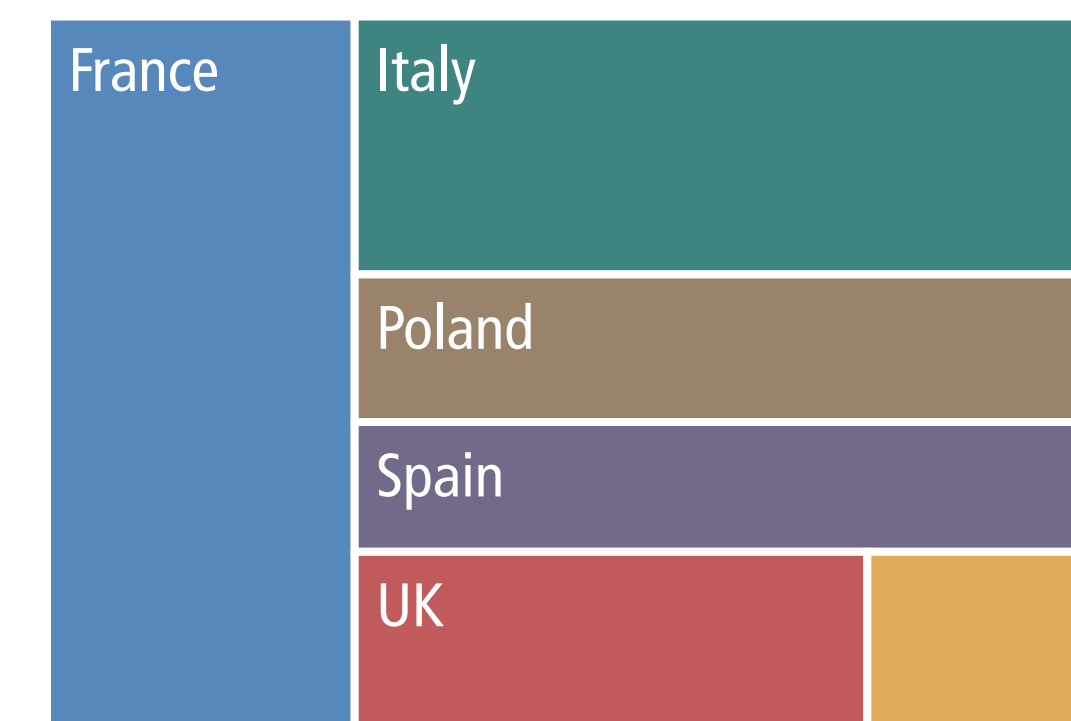
First Rank



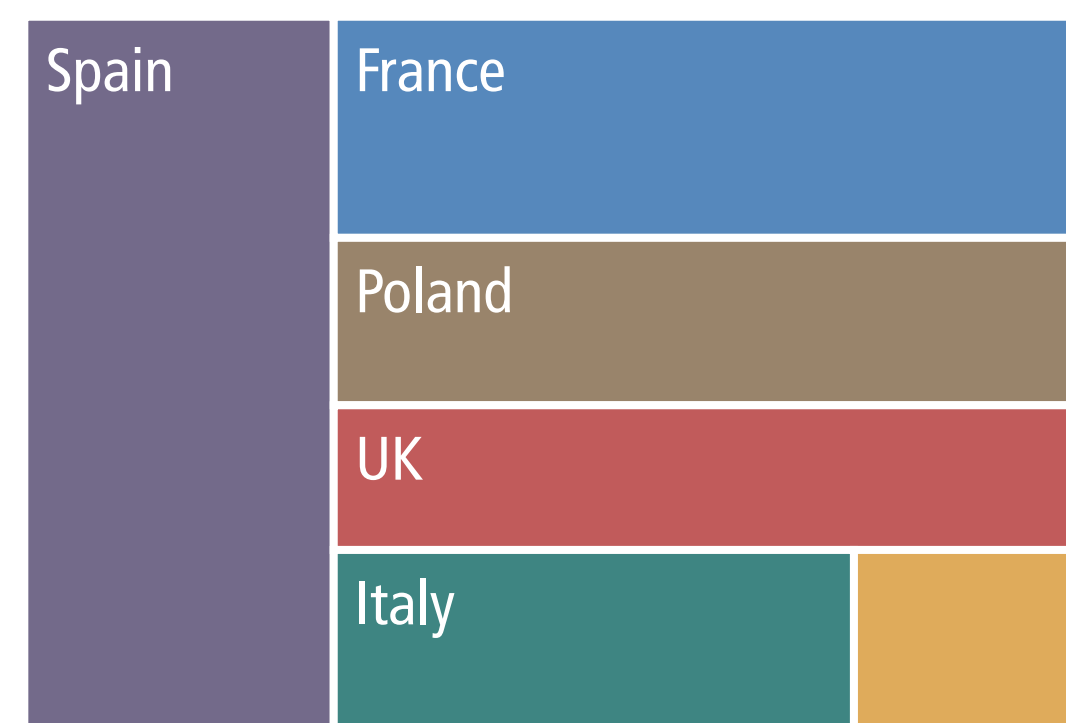
Second Rank



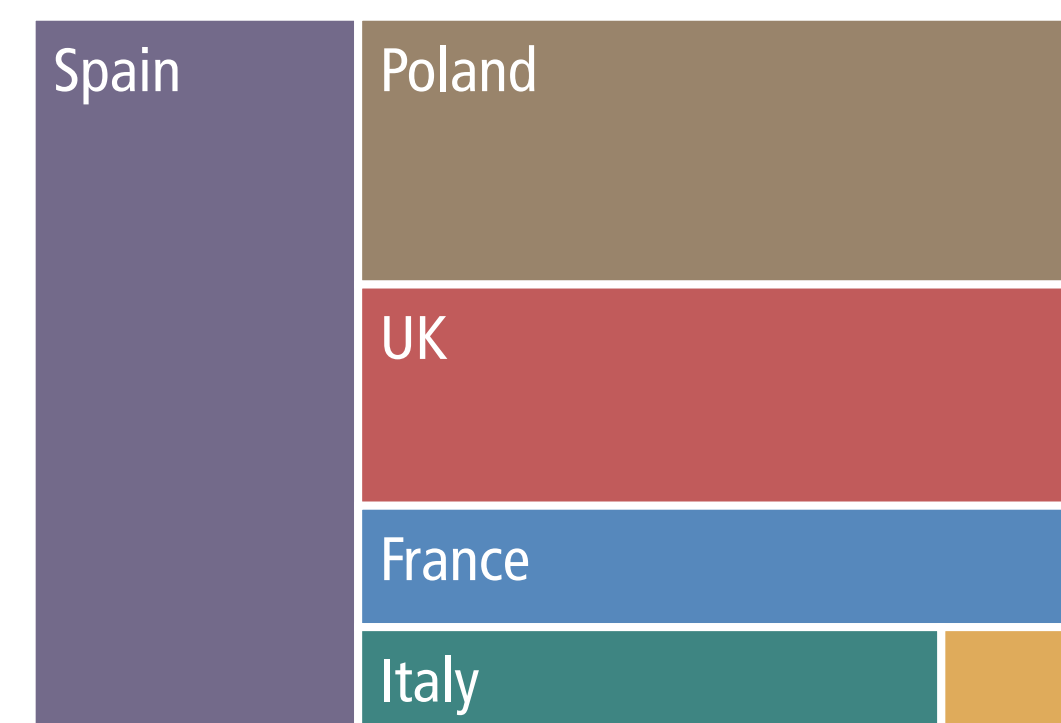
Third Rank



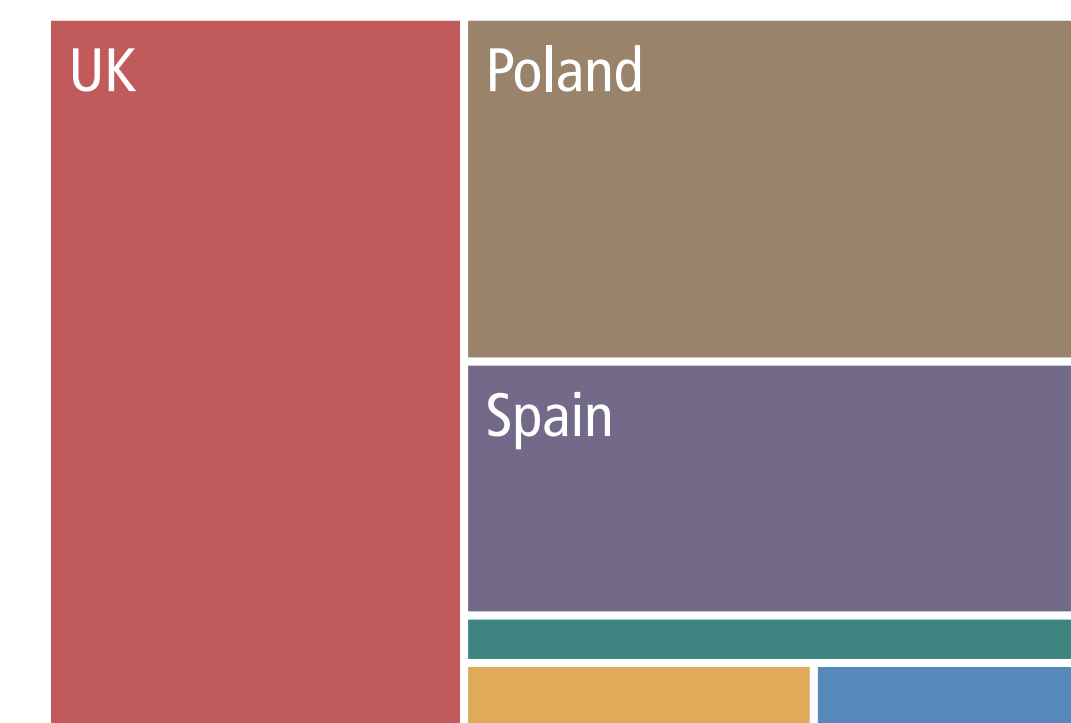
Fourth Rank



Fifth Rank



Sixth Rank



Number of respondents: 624. Size of rectangles corresponds with respondents' respective rankings. Countries with equal values are sorted from A-Z.

# Big Six Border Security and Migration Policy Ranking by Big Six

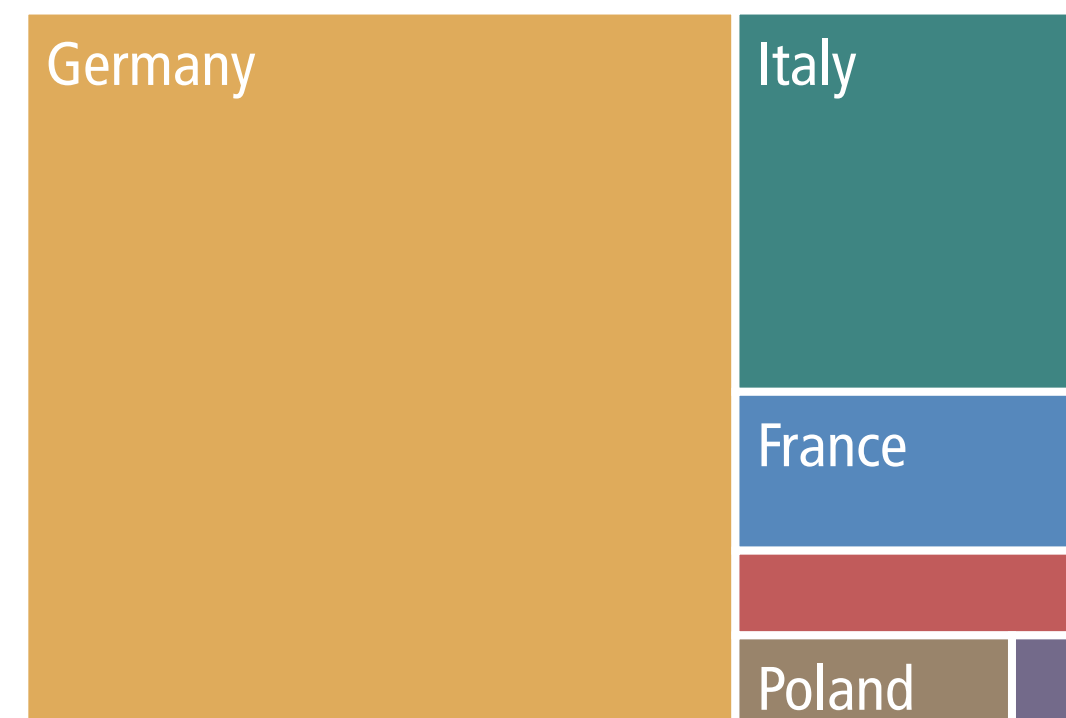
Q7

“Please rank the six large EU member states according to their influence on EU border security and migration policy over the past two years. (first rank being the most influential)”

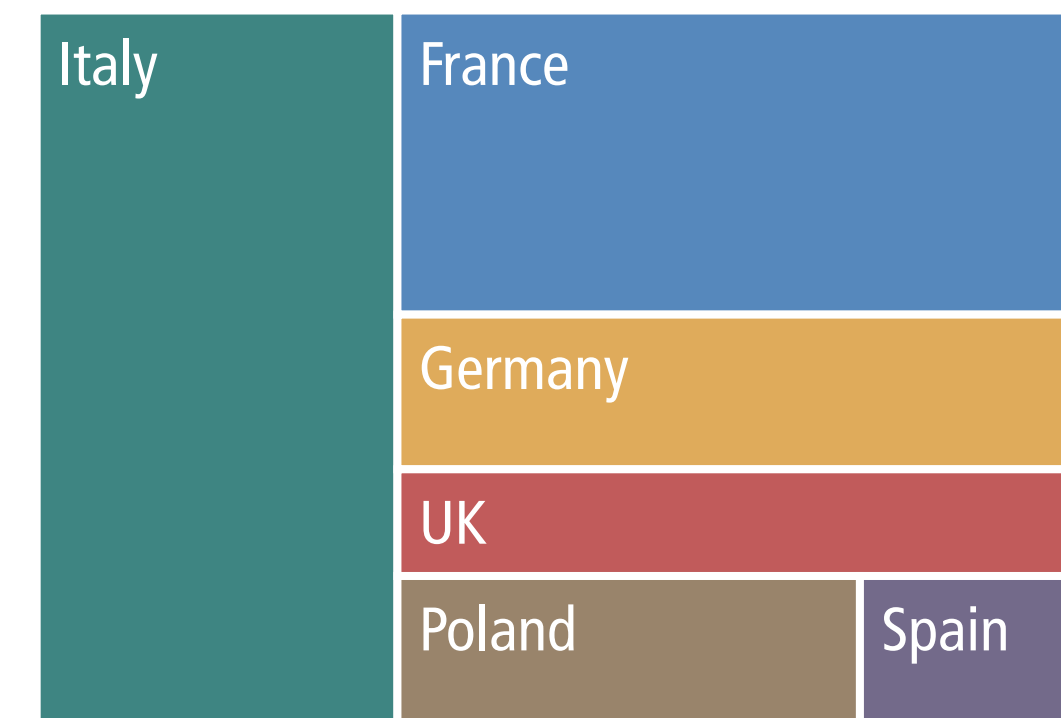
EU	Affluent Seven
<b>Big Six</b>	Southern Seven
Founding Six	Visegrád Four
Austria	Italy
Belgium	Latvia
Bulgaria	Lithuania
Croatia	Luxembourg
Cyprus	Malta
Czech Rep.	Netherlands
Denmark	Poland
Estonia	Portugal
Finland	Romania
France	Slovakia
Germany	Slovenia
Greece	Spain
Hungary	Sweden
Ireland	UK

- Influence Overview
- Big Six Fiscal Policy
- Big Six Border Security and Migration Policy**
- Big Six Foreign, Security and Defence Policy
- Affluent Seven EU Policy


First Rank



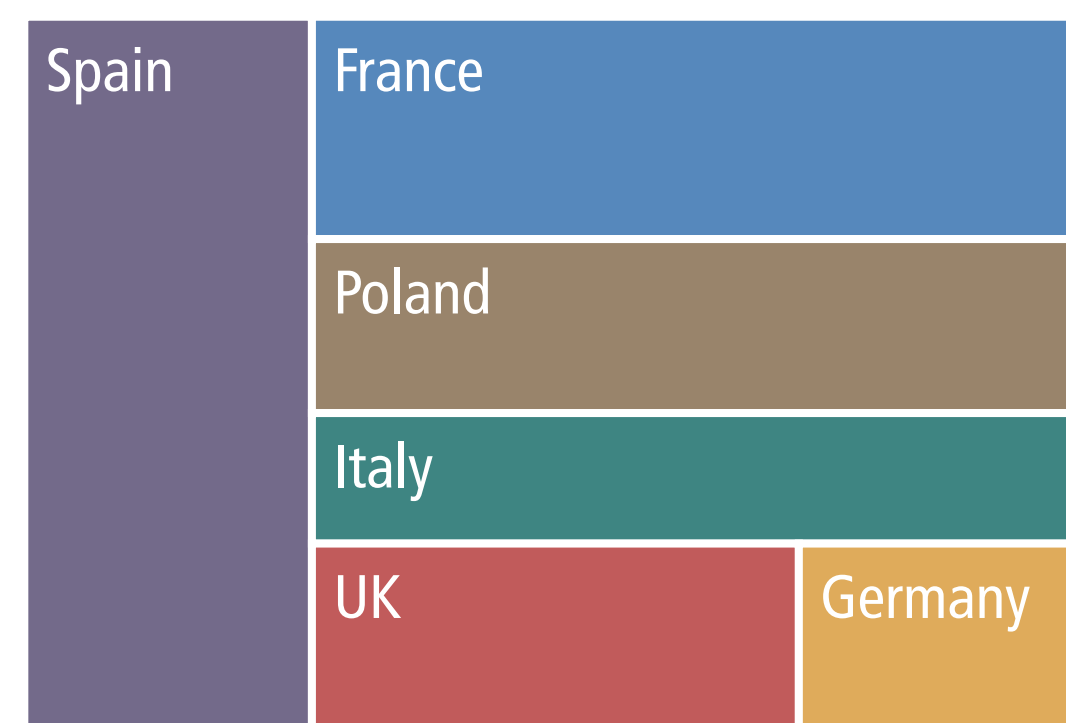
Second Rank



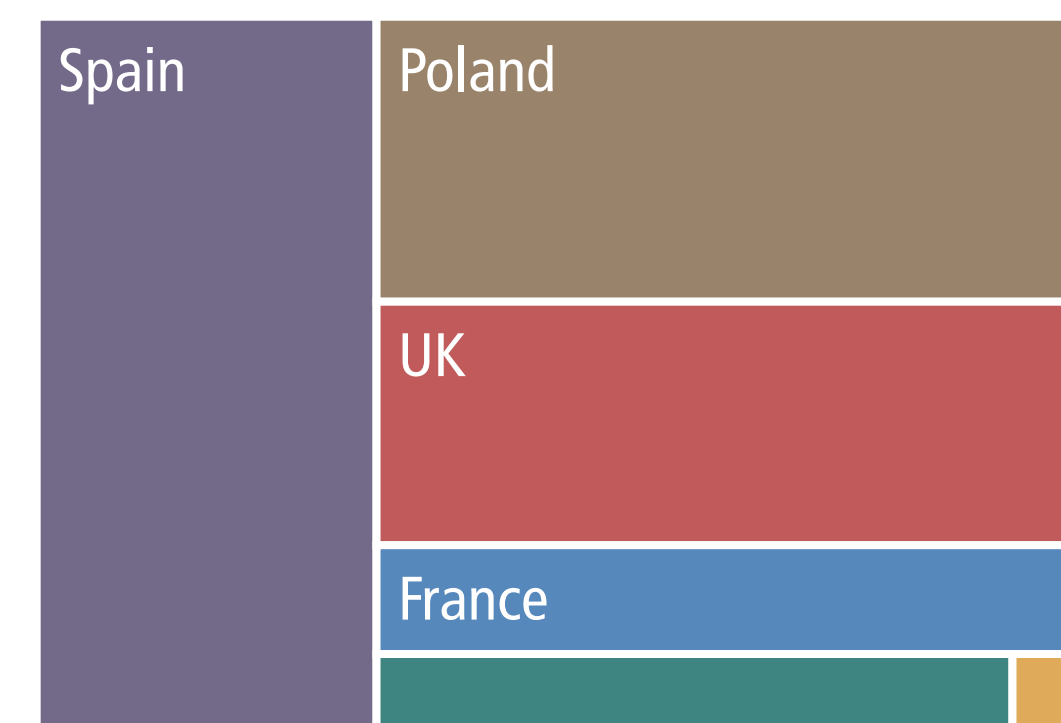
Third Rank



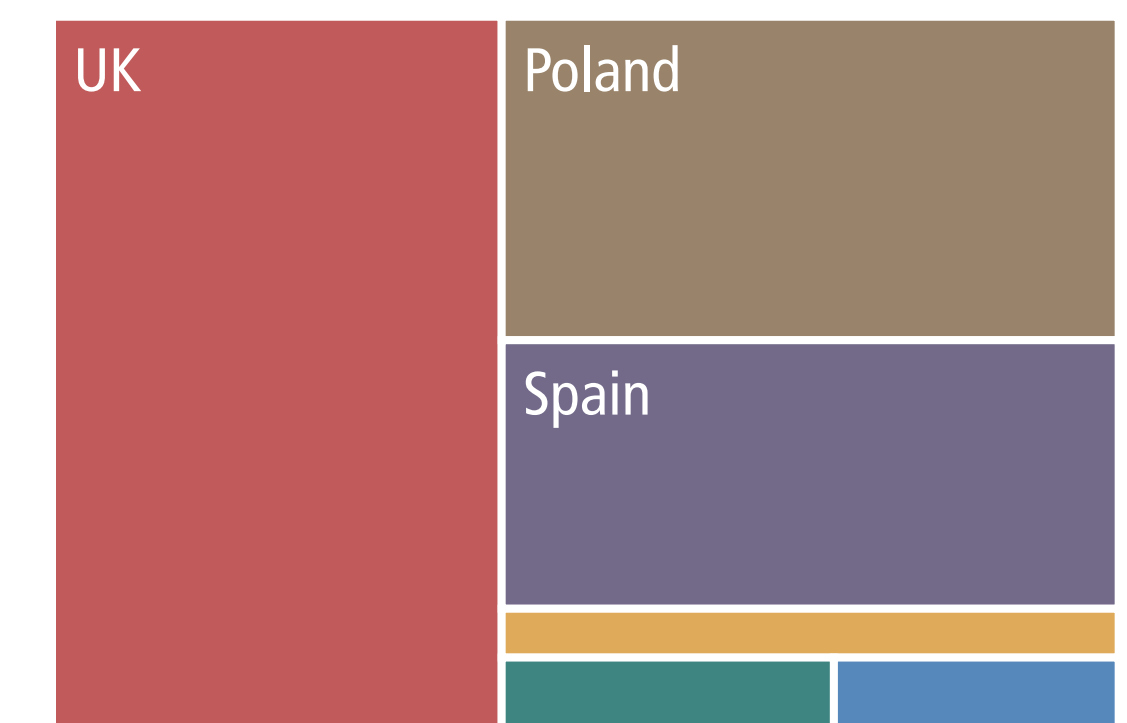
Fourth Rank



Fifth Rank



Sixth Rank



Number of respondents: 204. Size of rectangles corresponds with respondents' respective rankings. Countries with equal values are sorted from A-Z.



# Big Six Border Security and Migration Policy Ranking by Founding Six


Q7

“Please rank the six large EU member states according to their influence on EU border security and migration policy over the past two years. (first rank being the most influential)”

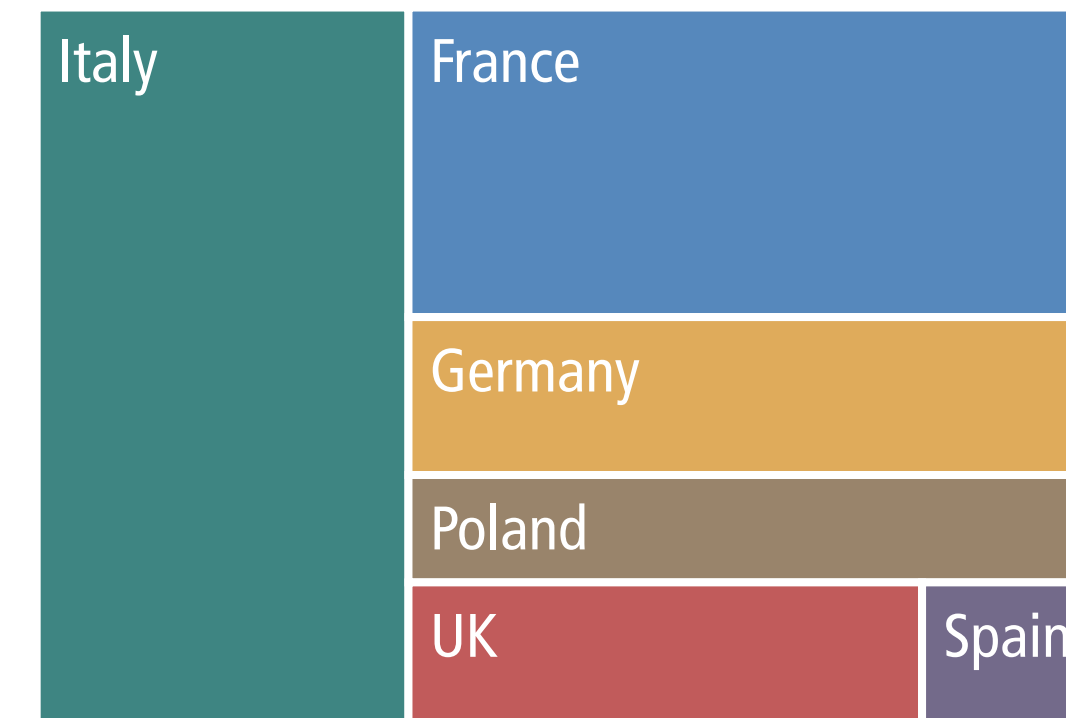
EU Big Six	Affluent Seven
Founding Six	Southern Seven
	Visegrád Four
Austria	Italy
Belgium	Latvia
Bulgaria	Lithuania
Croatia	Luxembourg
Cyprus	Malta
Czech Rep.	Netherlands
Denmark	Poland
Estonia	Portugal
Finland	Romania
France	Slovakia
Germany	Slovenia
Greece	Spain
Hungary	Sweden
Ireland	UK

- Influence Overview
- Big Six Fiscal Policy
- Big Six Border Security and Migration Policy**
- Big Six Foreign, Security and Defence Policy
- Affluent Seven EU Policy

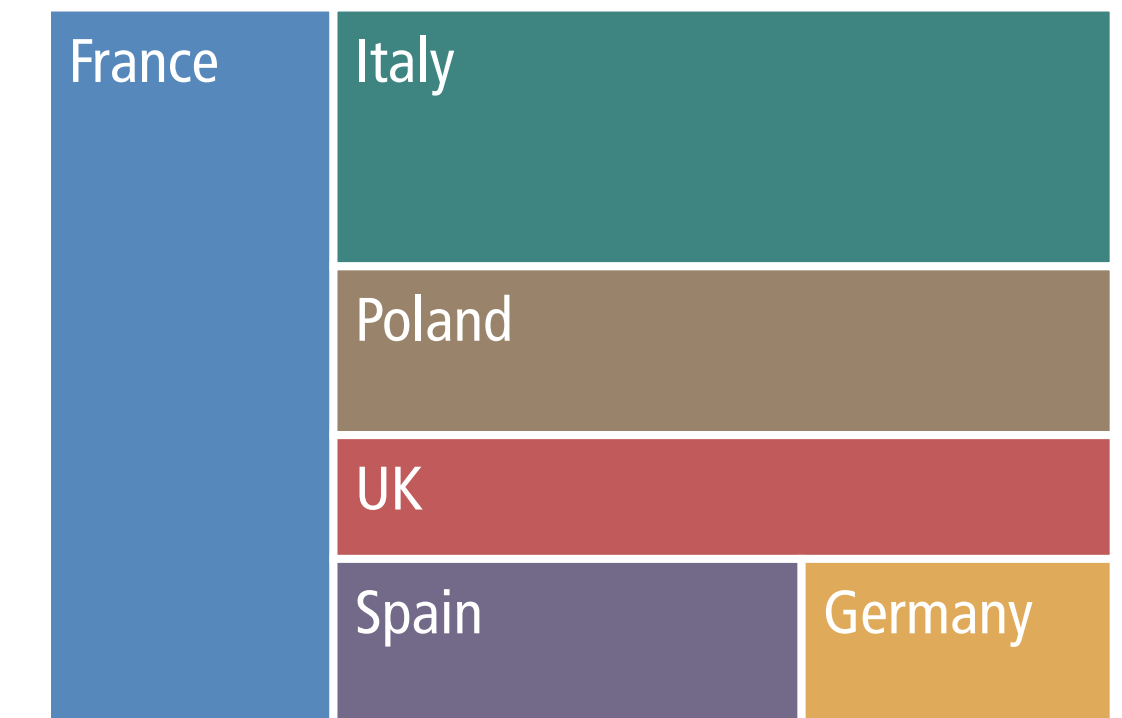
First Rank



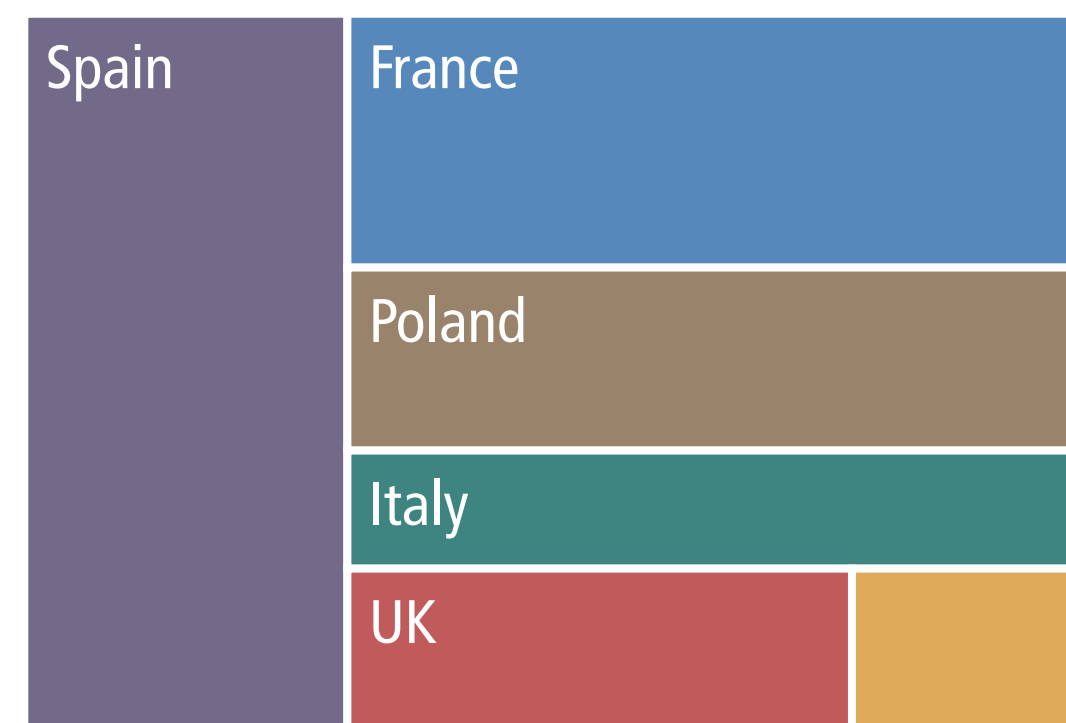
Second Rank



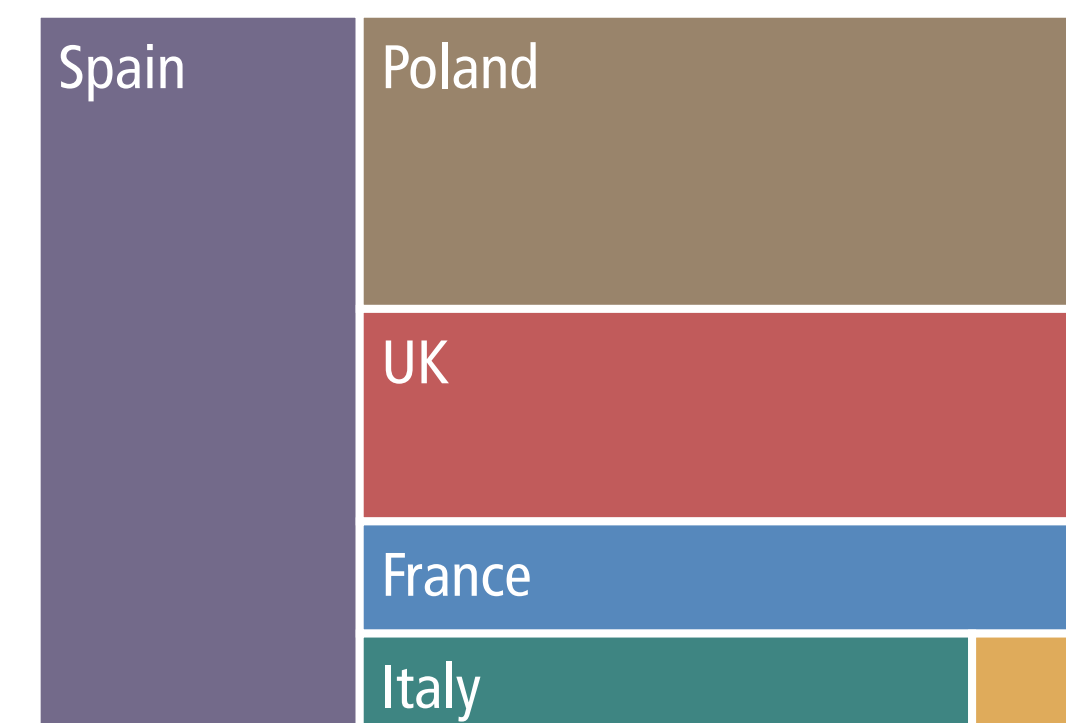
Third Rank



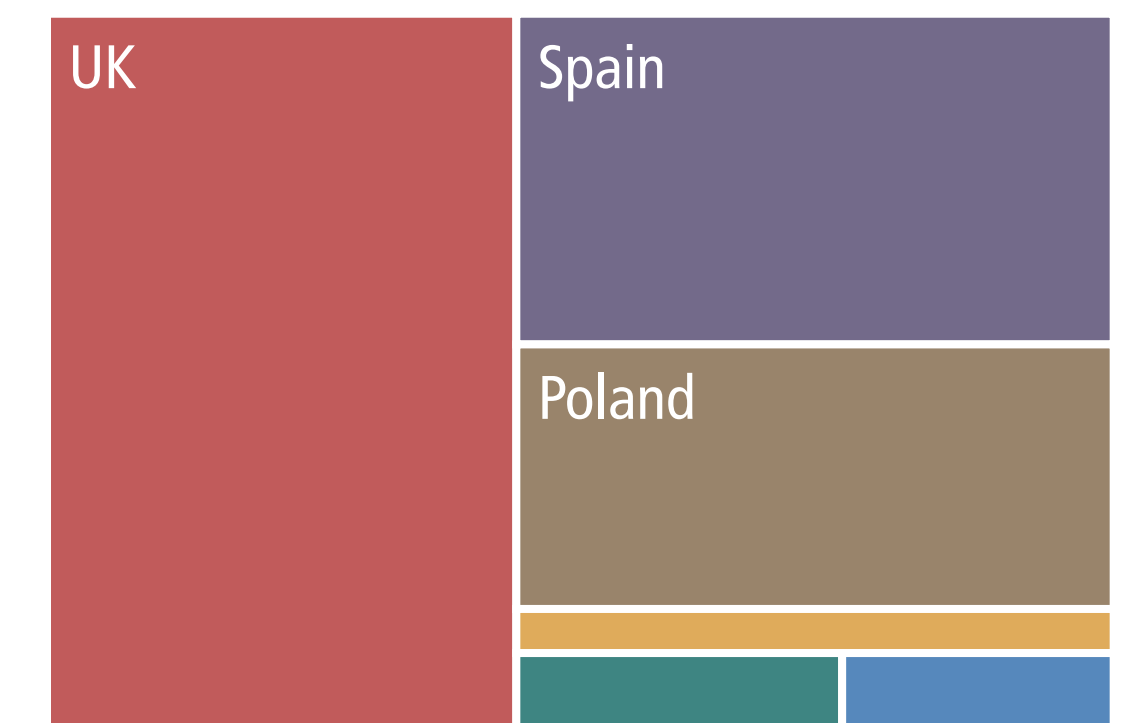
Fourth Rank



Fifth Rank



Sixth Rank



Number of respondents: 175. Size of rectangles corresponds with respondents' respective rankings. Countries with equal values are sorted from A-Z.

# Big Six Border Security and Migration Policy Ranking by Affluent Seven

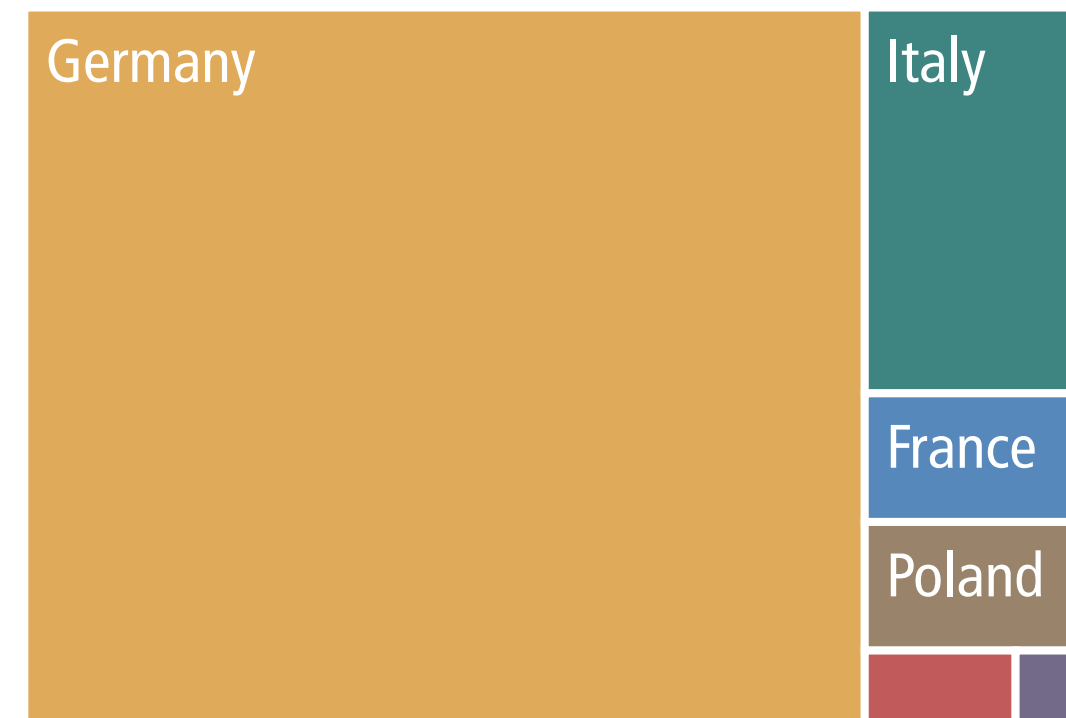
Q7

“Please rank the six large EU member states according to their influence on EU border security and migration policy over the past two years. (first rank being the most influential)”


EU	Affluent Seven
Big Six	Southern Seven
Founding Six	Visegrád Four
Austria	Italy
Belgium	Latvia
Bulgaria	Lithuania
Croatia	Luxembourg
Cyprus	Malta
Czech Rep.	Netherlands
Denmark	Poland
Estonia	Portugal
Finland	Romania
France	Slovakia
Germany	Slovenia
Greece	Spain
Hungary	Sweden
Ireland	UK

- Influence Overview
- Big Six Fiscal Policy
- Big Six Border Security and Migration Policy**
- Big Six Foreign, Security and Defence Policy
- Affluent Seven EU Policy

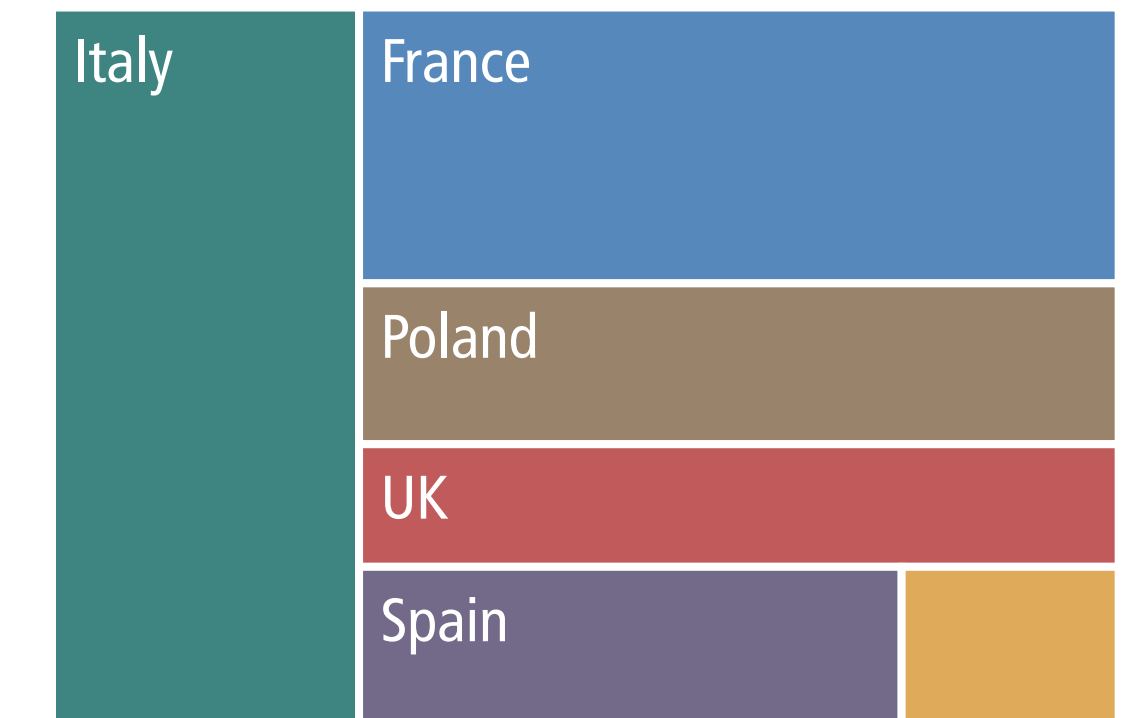
First Rank



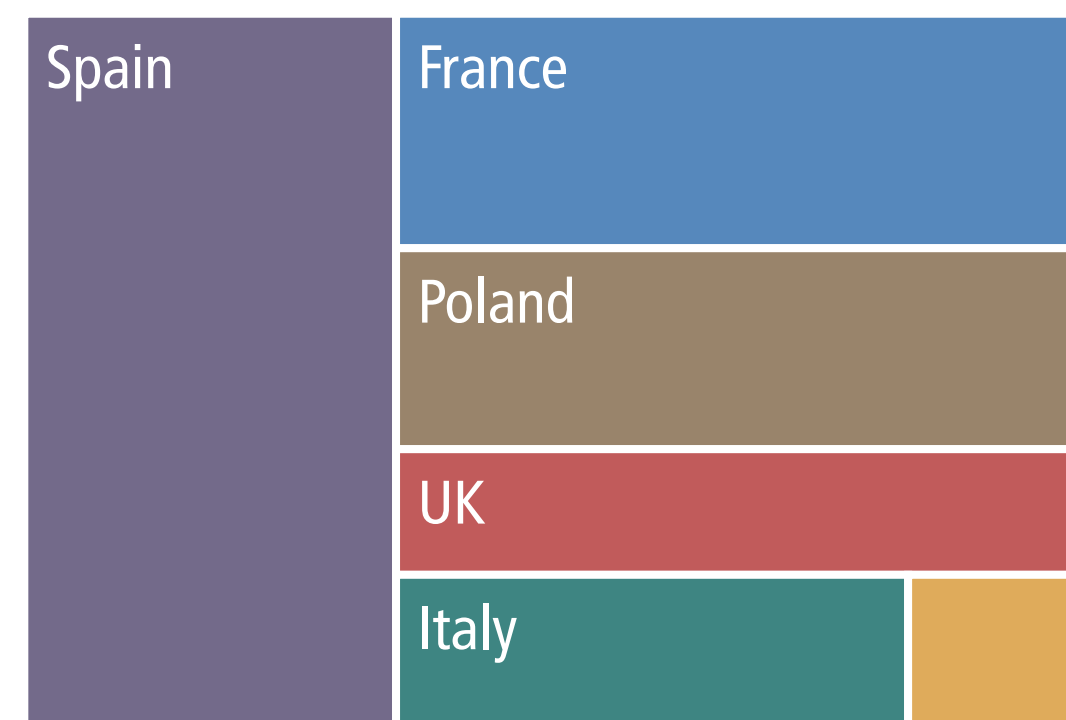
Second Rank



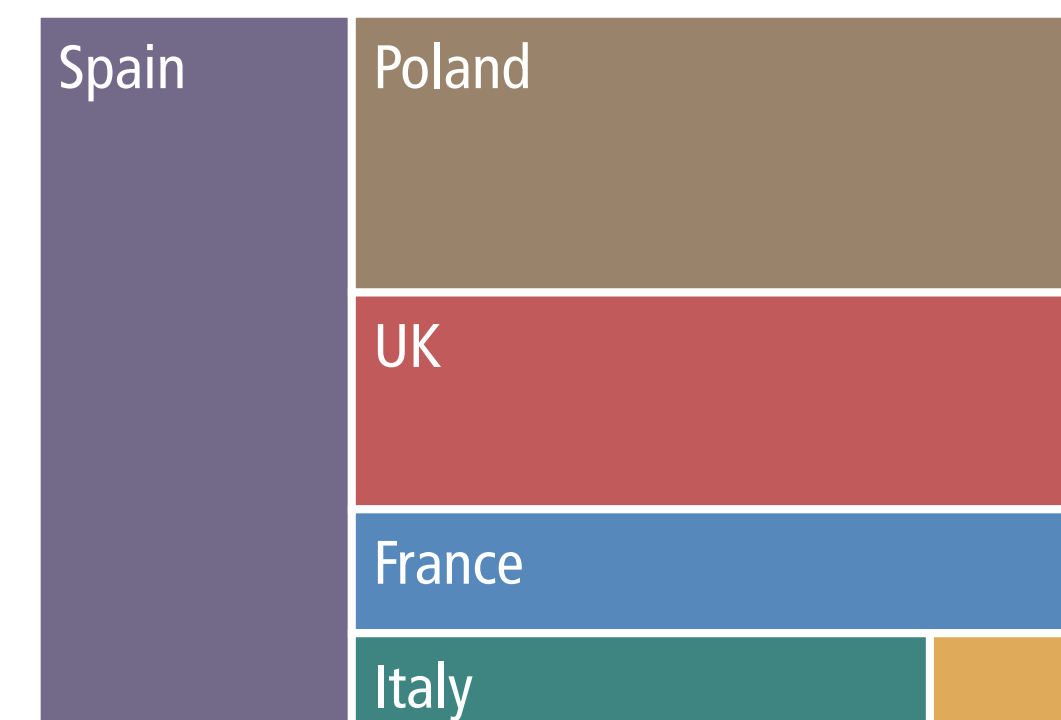
Third Rank




Fourth Rank



Fifth Rank



Sixth Rank



Number of respondents: 132. Size of rectangles corresponds with respondents' respective rankings. Countries with equal values are sorted from A-Z.



# Big Six Border Security and Migration Policy Ranking by Southern Seven

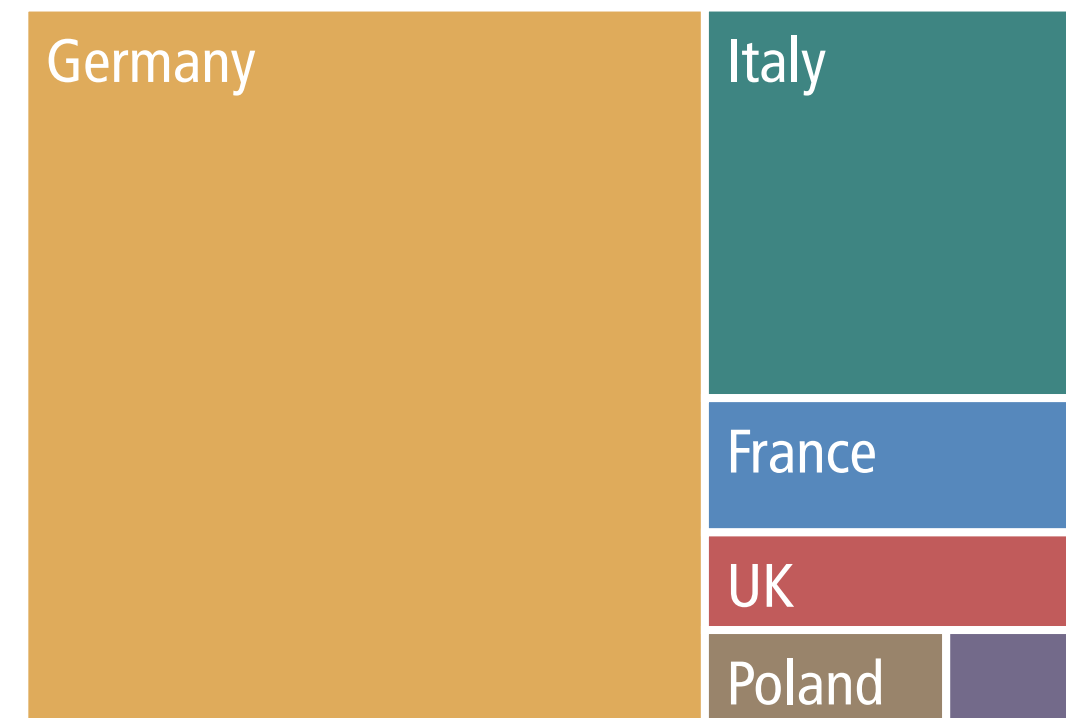
Q7

“Please rank the six large EU member states according to their influence on EU border security and migration policy over the past two years. (first rank being the most influential)”

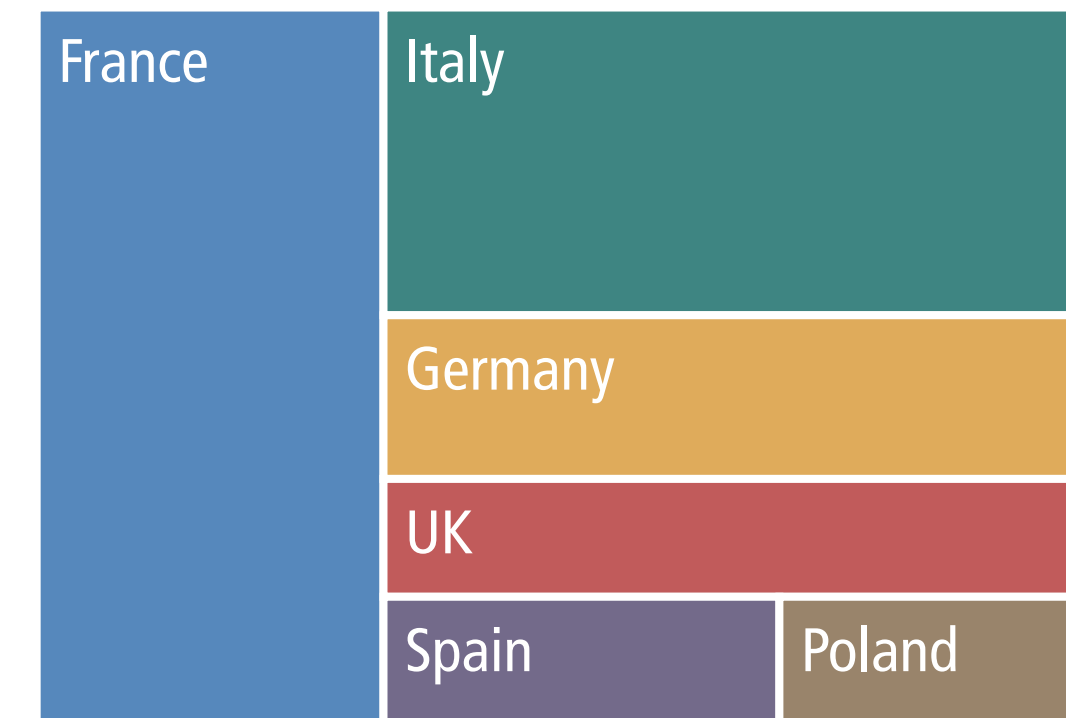
EU Big Six Founding Six	Affluent Seven Southern Seven Visegrád Four
Austria	Italy
Belgium	Latvia
Bulgaria	Lithuania
Croatia	Luxembourg
Cyprus	Malta
Czech Rep.	Netherlands
Denmark	Poland
Estonia	Portugal
Finland	Romania
France	Slovakia
Germany	Slovenia
Greece	Spain
Hungary	Sweden
Ireland	UK

- Influence Overview
- Big Six Fiscal Policy
- Big Six Border Security and Migration Policy**
- Big Six Foreign, Security and Defence Policy
- Affluent Seven EU Policy


First Rank



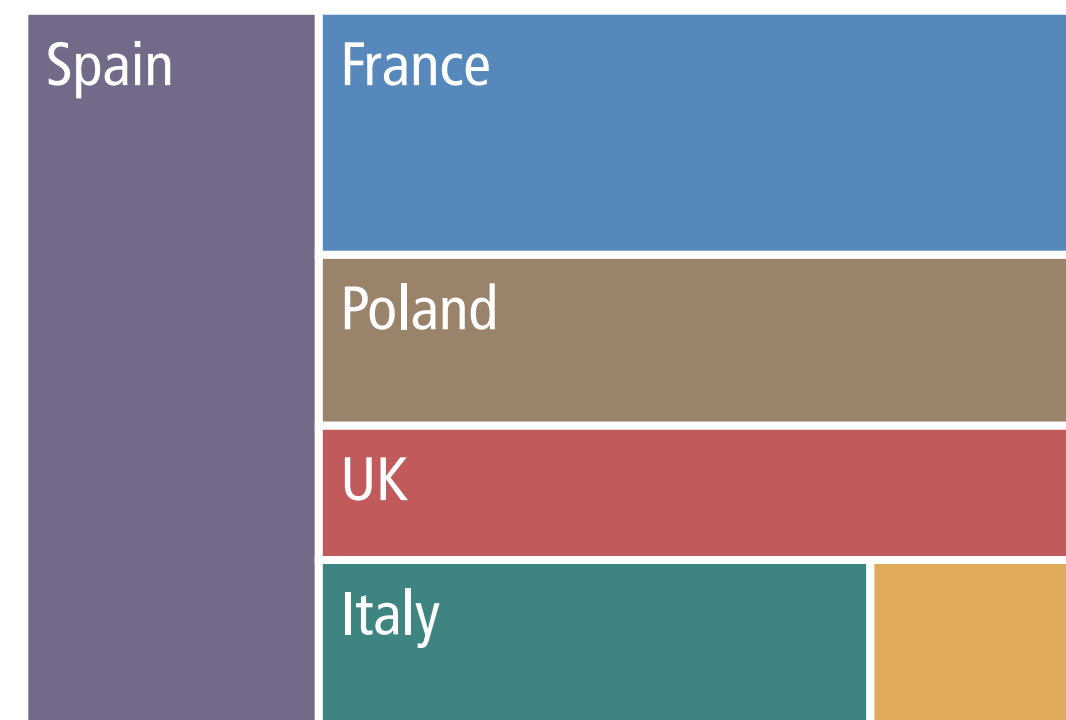
Second Rank



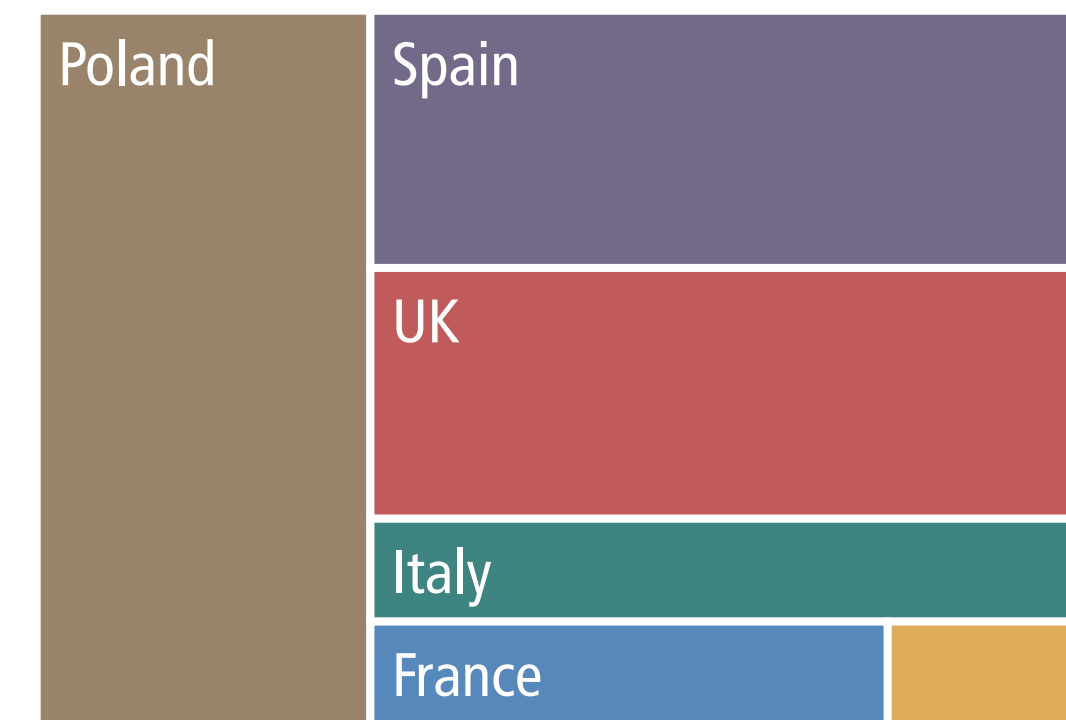
Third Rank




Fourth Rank



Fifth Rank



Sixth Rank



Number of respondents: 163. Size of rectangles corresponds with respondents' respective rankings. Countries with equal values are sorted from A-Z.

# Big Six Border Security and Migration Policy Ranking by Visegrád Four


Q7

“Please rank the six large EU member states according to their influence on EU border security and migration policy over the past two years. (first rank being the most influential)”

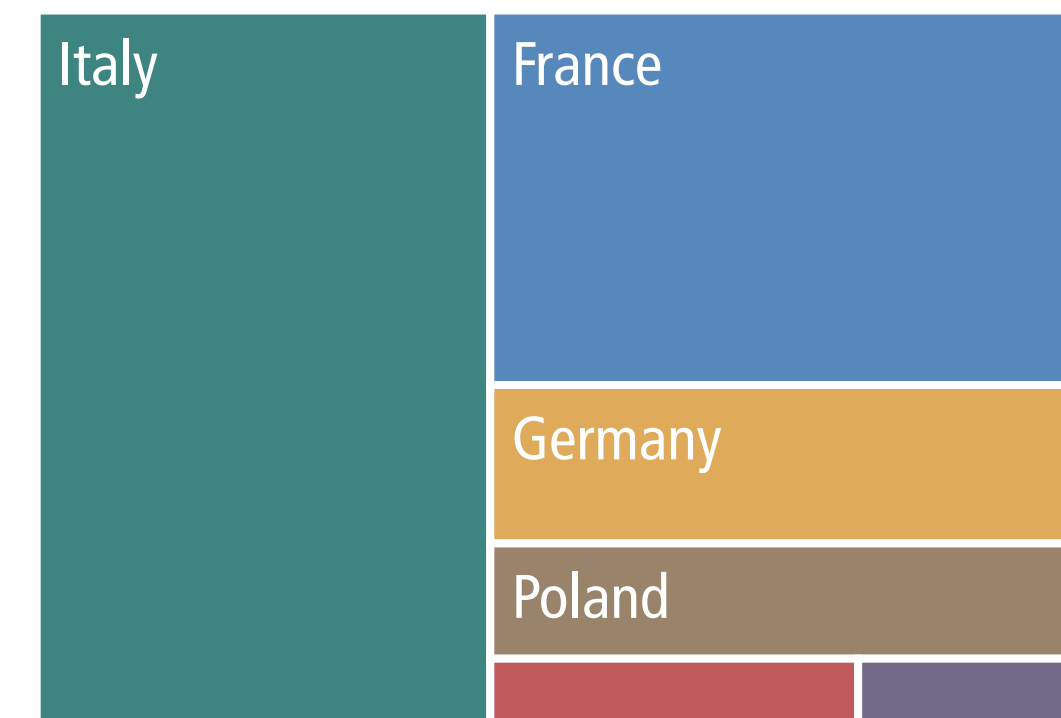
EU Big Six	Affluent Seven	Southern Seven	Visegrád Four
Austria	Italy		
Belgium	Latvia		
Bulgaria	Lithuania		
Croatia	Luxembourg		
Cyprus	Malta		
Czech Rep.	Netherlands		
Denmark	Poland		
Estonia	Portugal		
Finland	Romania		
France	Slovakia		
Germany	Slovenia		
Greece	Spain		
Hungary	Sweden		
Ireland	UK		

- Influence Overview
- Big Six Fiscal Policy
- Big Six Border Security and Migration Policy**
- Big Six Foreign, Security and Defence Policy
- Affluent Seven EU Policy


First Rank



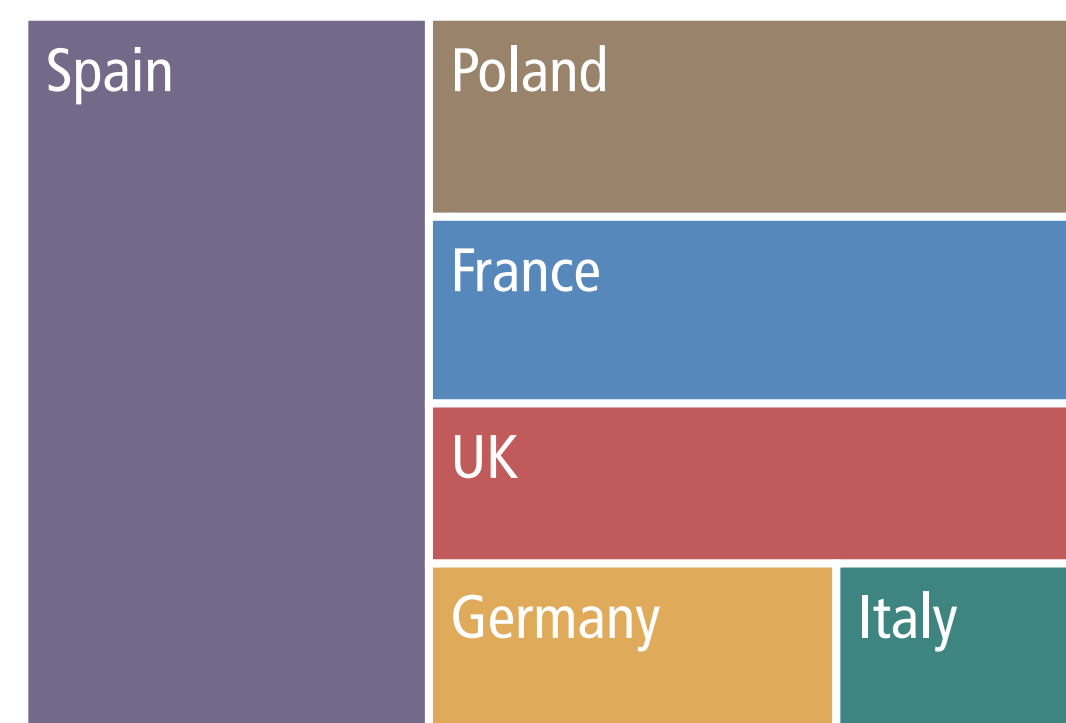
Second Rank



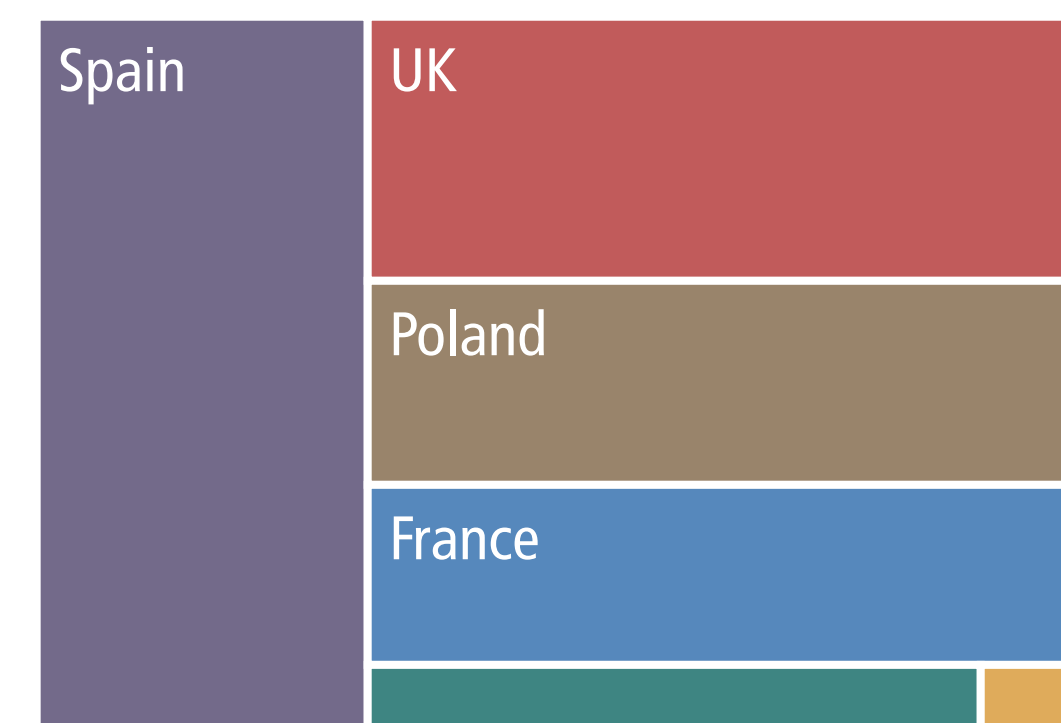
Third Rank



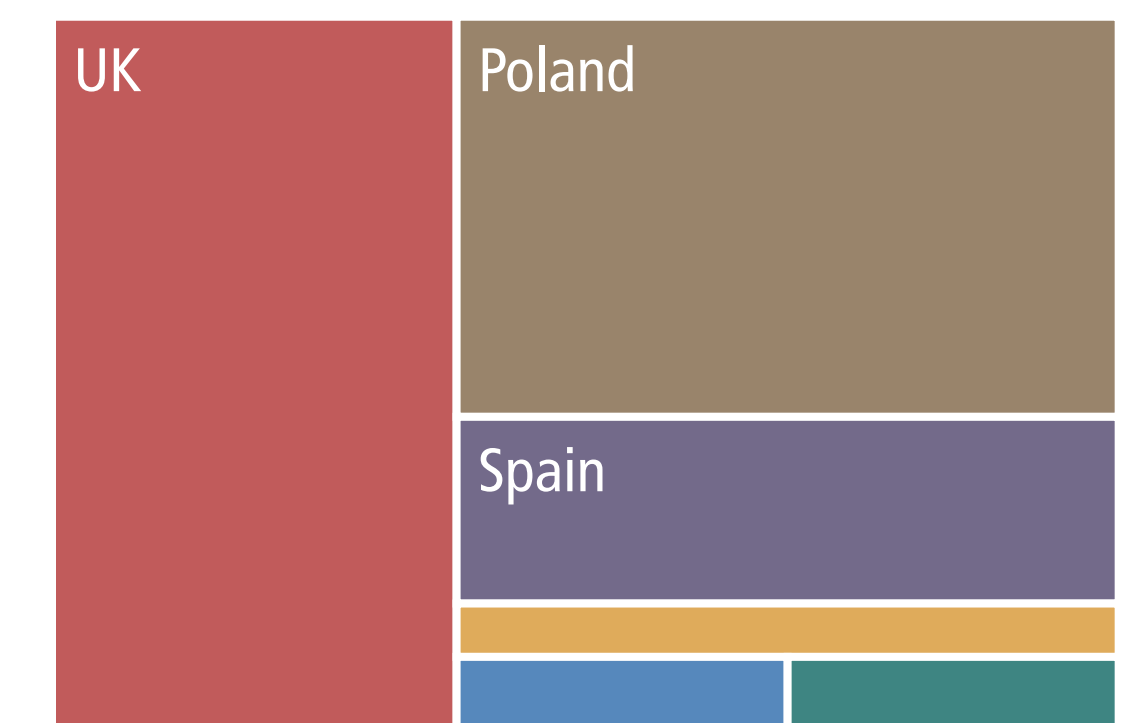
Fourth Rank



Fifth Rank



Sixth Rank



Number of respondents: 87. Size of rectangles corresponds with respondents' respective rankings. Countries with equal values are sorted from A-Z.



# Big Six Border Security and Migration Policy Ranking by Austria


Q7

“Please rank the six large EU member states according to their influence on EU border security and migration policy over the past two years. (first rank being the most influential)”

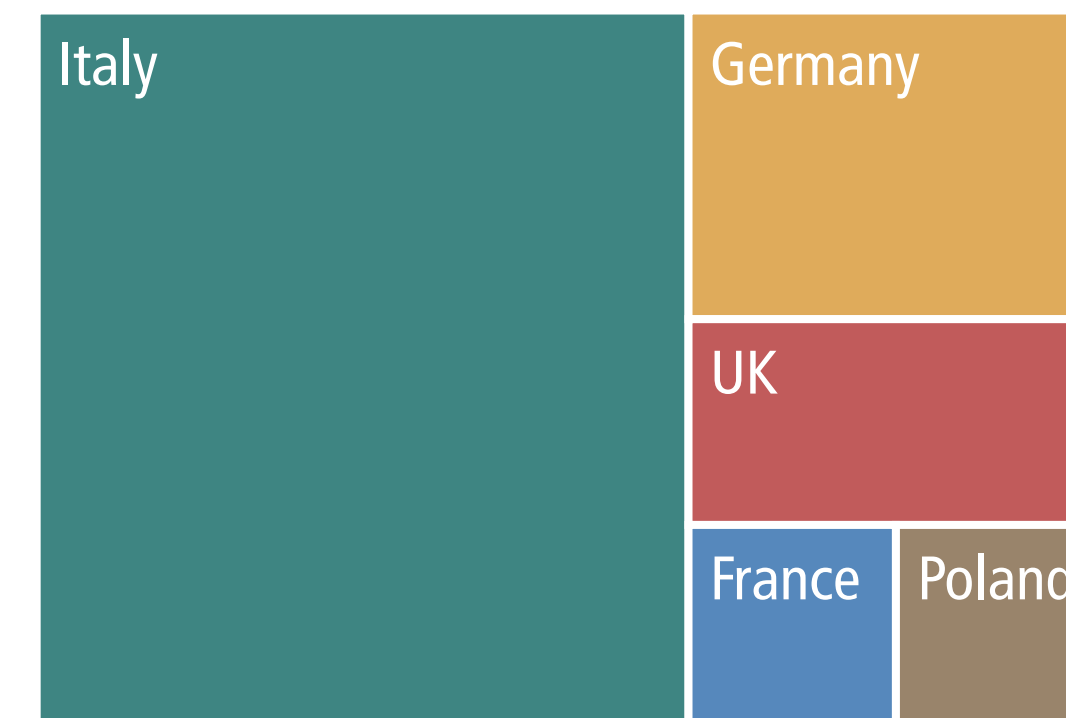
EU Big Six Founding Six	Affluent Seven Southern Seven Visegrád Four
<b>Austria</b>	Italy
Belgium	Latvia
Bulgaria	Lithuania
Croatia	Luxembourg
Cyprus	Malta
Czech Rep.	Netherlands
Denmark	Poland
Estonia	Portugal
Finland	Romania
France	Slovakia
Germany	Slovenia
Greece	Spain
Hungary	Sweden
Ireland	UK

- Influence Overview
- Big Six Fiscal Policy
- Big Six Border Security and Migration Policy**
- Big Six Foreign, Security and Defence Policy
- Affluent Seven EU Policy


First Rank



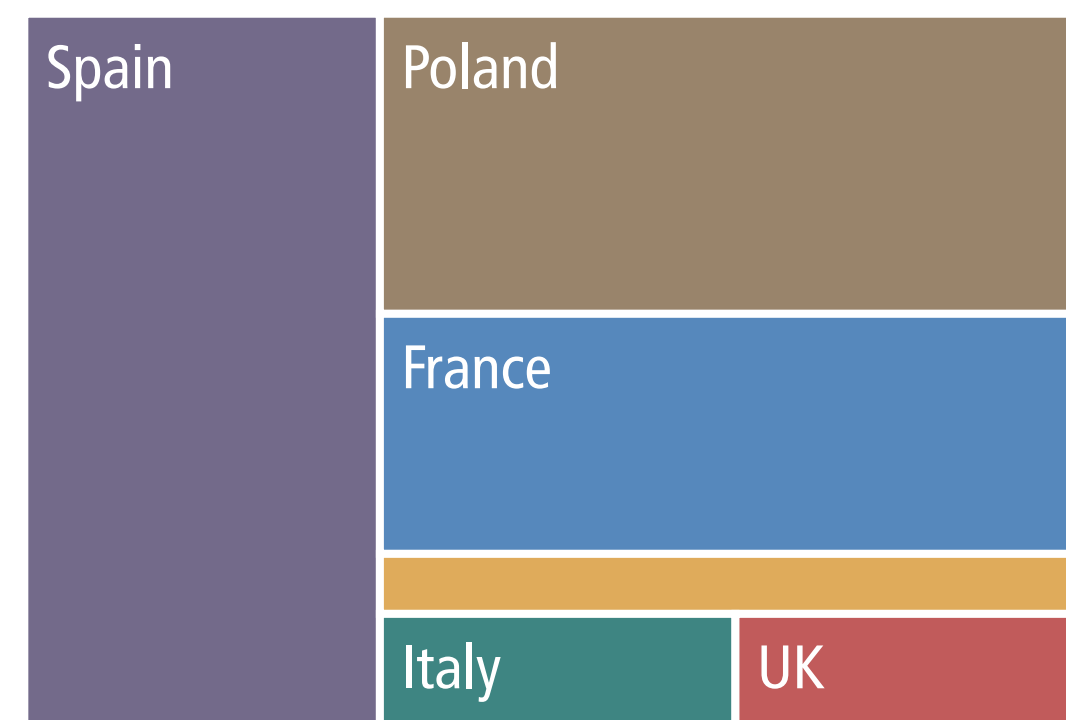
Second Rank



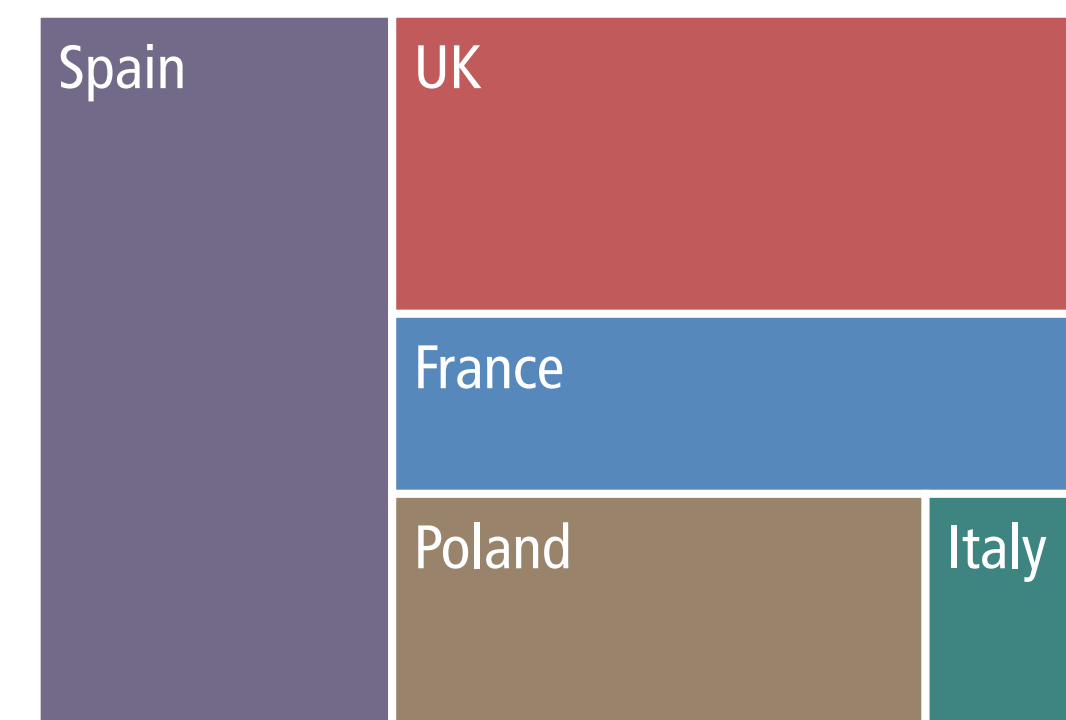
Third Rank




Fourth Rank



Fifth Rank



Sixth Rank



Number of respondents: 18. Size of rectangles corresponds with respondents' respective rankings. Countries with equal values are sorted from A-Z.

# Big Six Border Security and Migration Policy Ranking by Belgium

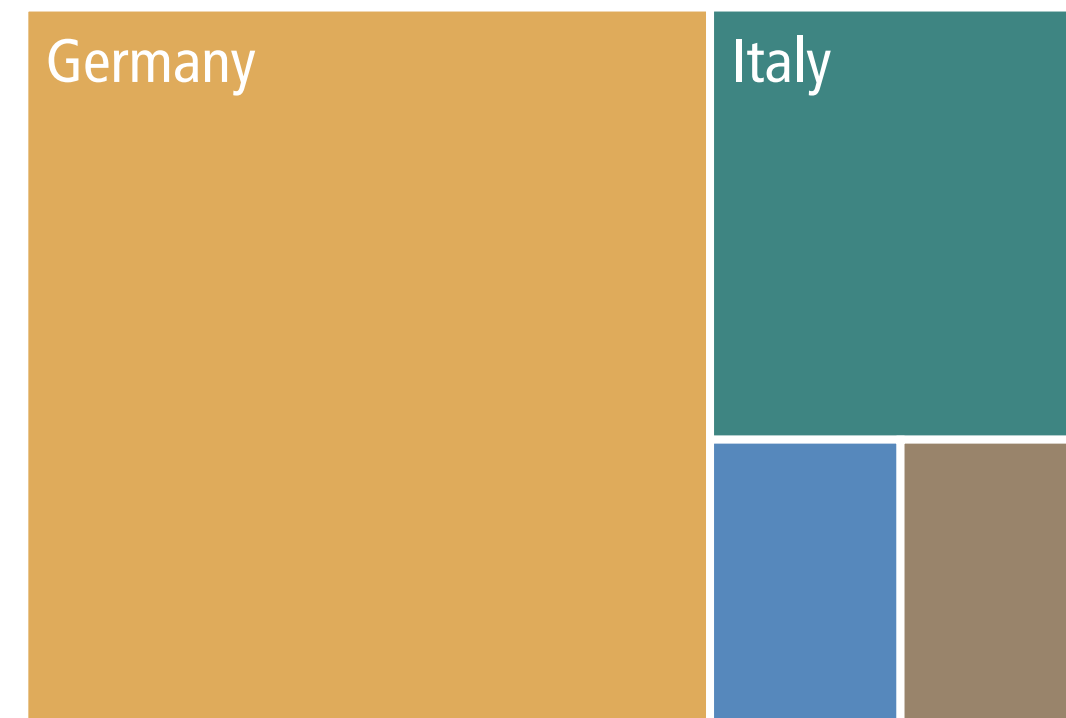
Q7

“Please rank the six large EU member states according to their influence on EU border security and migration policy over the past two years. (first rank being the most influential)”

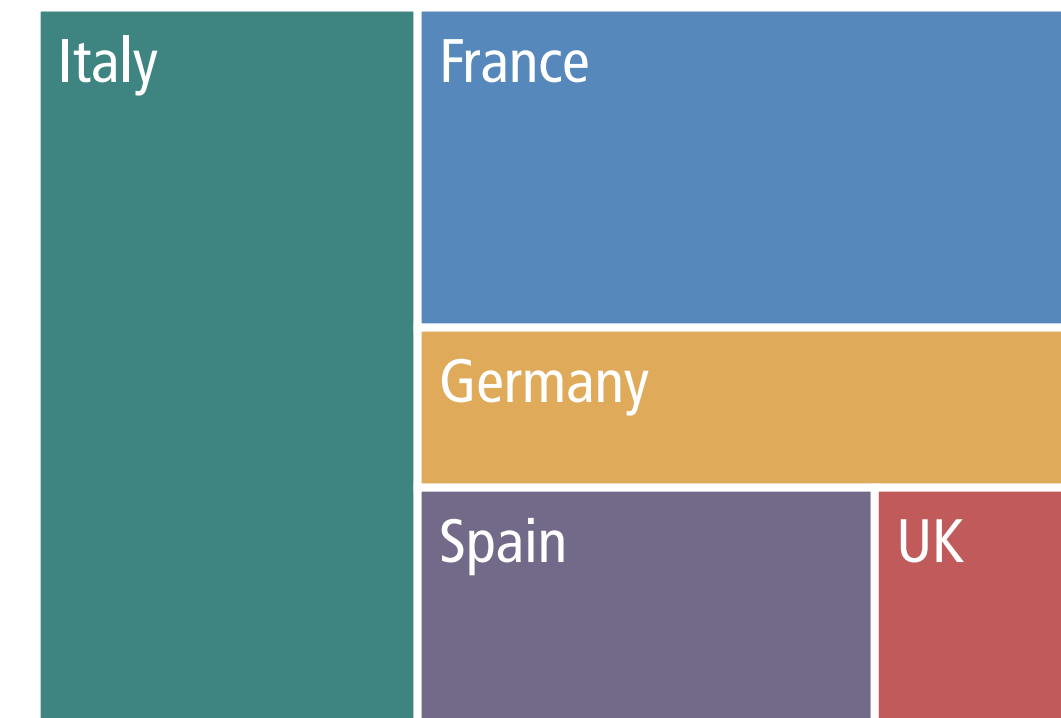
EU Big Six Founding Six	Affluent Seven Southern Seven Visegrád Four
Austria	Italy
<b>Belgium</b>	Latvia
Bulgaria	Lithuania
Croatia	Luxembourg
Cyprus	Malta
Czech Rep.	Netherlands
Denmark	Poland
Estonia	Portugal
Finland	Romania
France	Slovakia
Germany	Slovenia
Greece	Spain
Hungary	Sweden
Ireland	UK

Influence Overview
Big Six Fiscal Policy
<b>Big Six Border Security and Migration Policy</b>
Big Six Foreign, Security and Defence Policy
Affluent Seven EU Policy

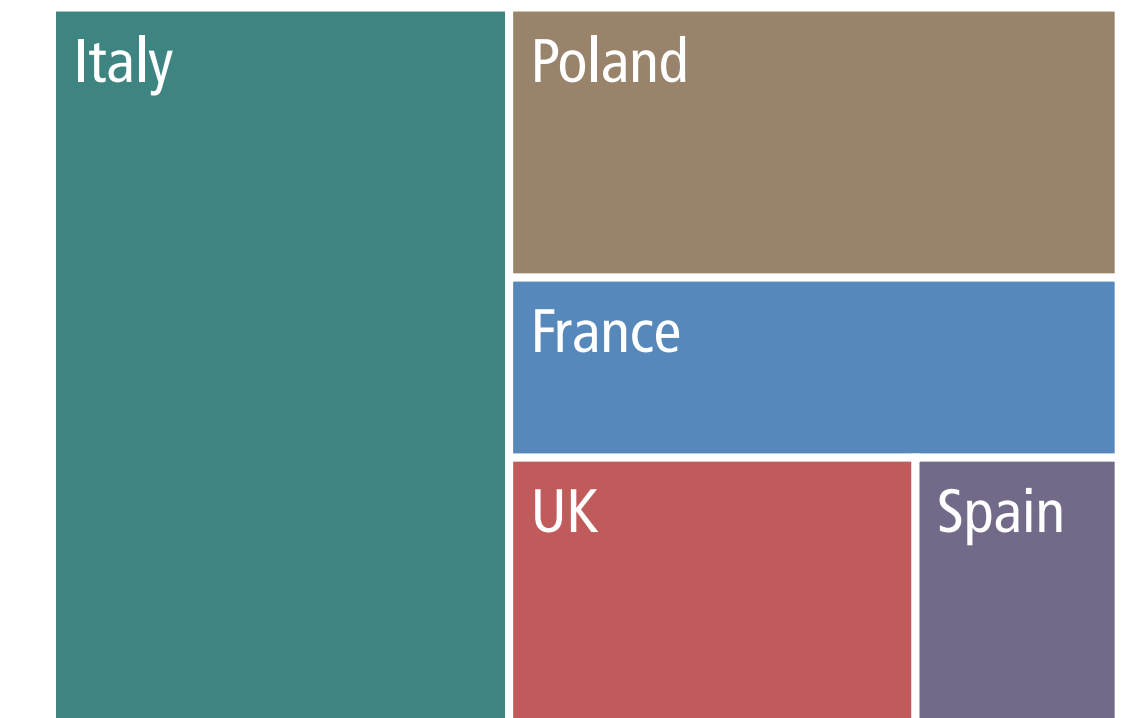
First Rank



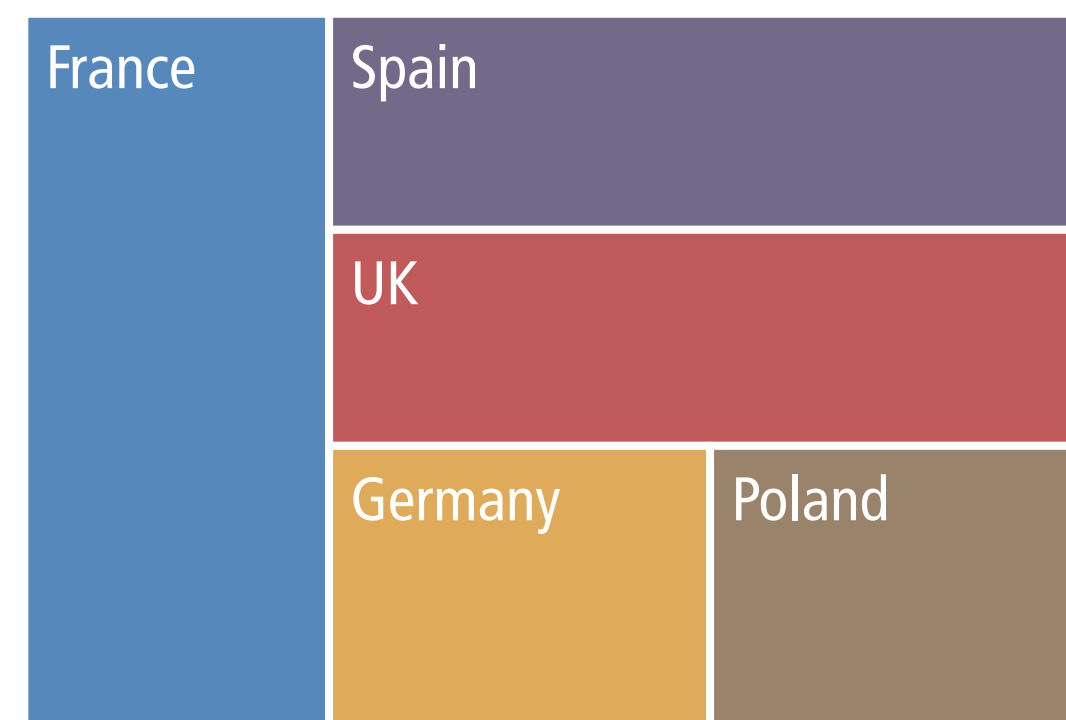
Second Rank




Third Rank




Fourth Rank



Fifth Rank



Sixth Rank



Number of respondents: 14. Size of rectangles corresponds with respondents' respective rankings. Countries with equal values are sorted from A-Z.



# Big Six Border Security and Migration Policy Ranking by Bulgaria

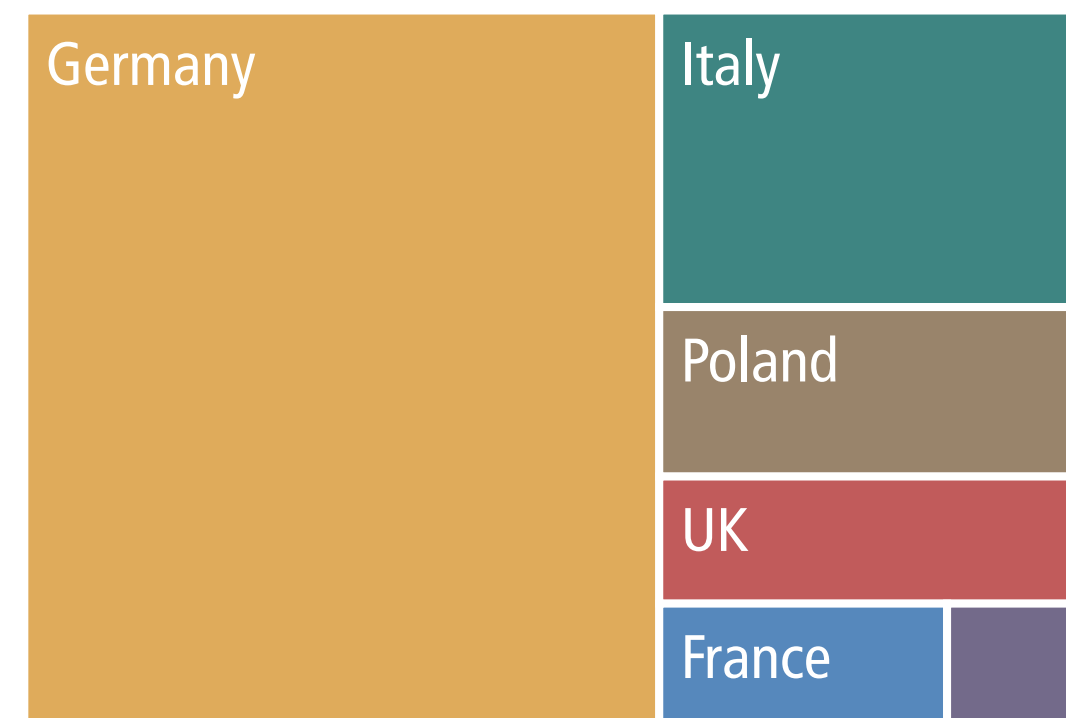
Q7

“Please rank the six large EU member states according to their influence on EU border security and migration policy over the past two years. (first rank being the most influential)”

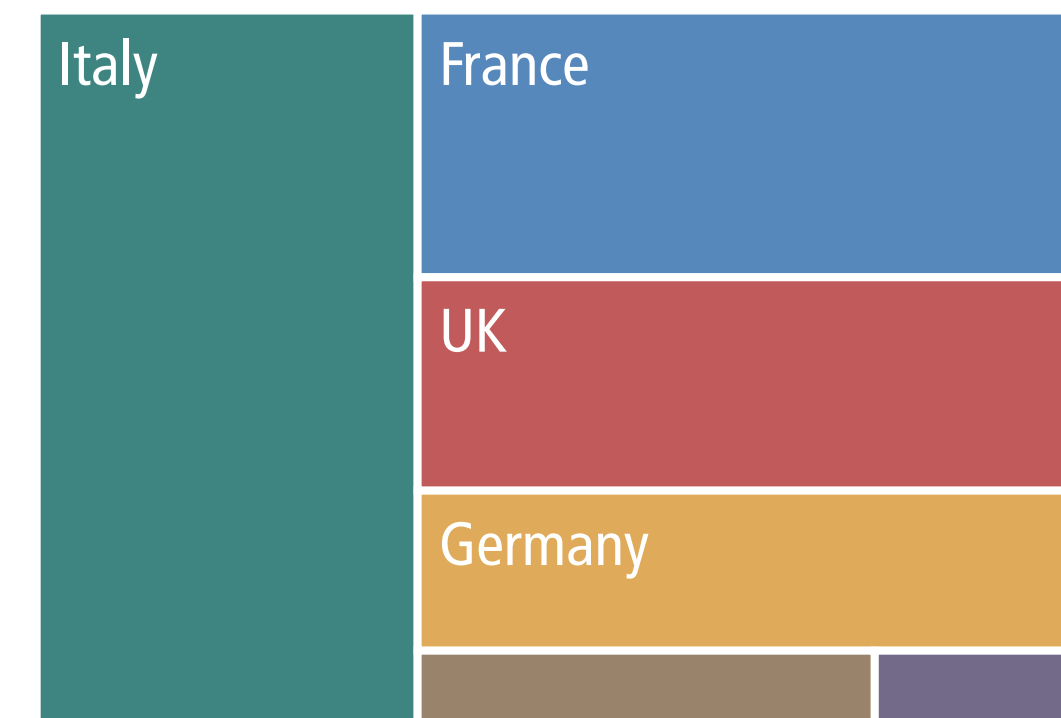
EU Big Six Founding Six	Affluent Seven Southern Seven Visegrád Four
Austria	Italy
Belgium	Latvia
<b>Bulgaria</b>	Lithuania
Croatia	Luxembourg
Cyprus	Malta
Czech Rep.	Netherlands
Denmark	Poland
Estonia	Portugal
Finland	Romania
France	Slovakia
Germany	Slovenia
Greece	Spain
Hungary	Sweden
Ireland	UK

- Influence Overview
- Big Six Fiscal Policy
- Big Six Border Security and Migration Policy**
- Big Six Foreign, Security and Defence Policy
- Affluent Seven EU Policy


First Rank



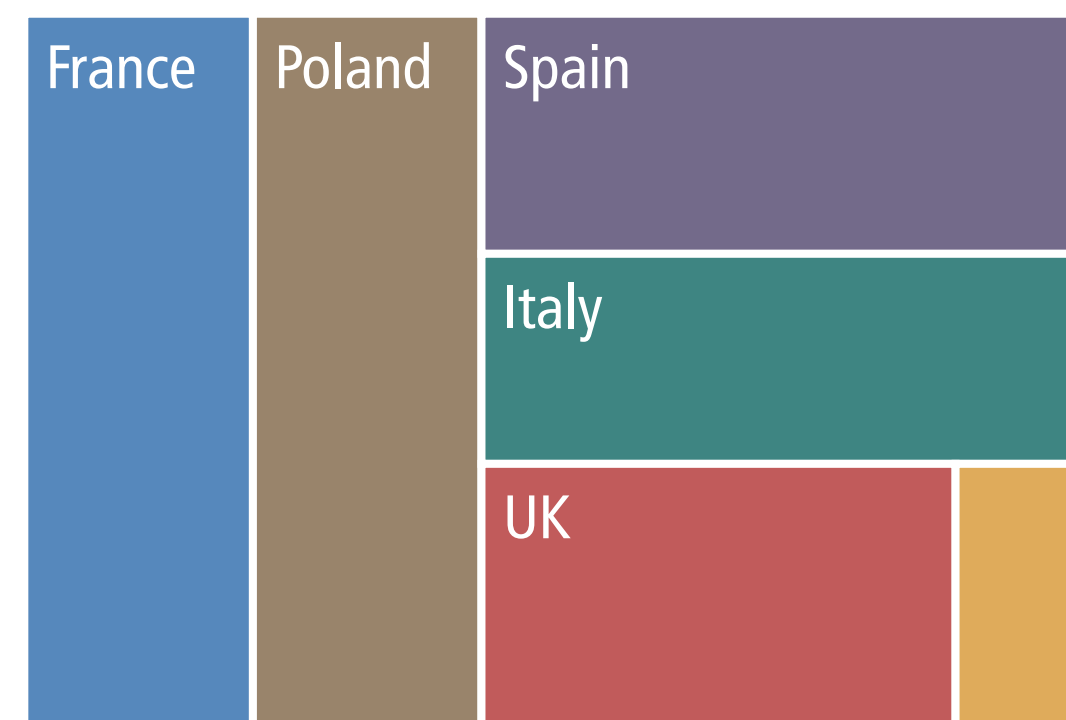
Second Rank




Third Rank




Fourth Rank



Fifth Rank



Sixth Rank



Number of respondents: 42. Size of rectangles corresponds with respondents' respective rankings. Countries with equal values are sorted from A-Z.

# Big Six Border Security and Migration Policy Ranking by Croatia

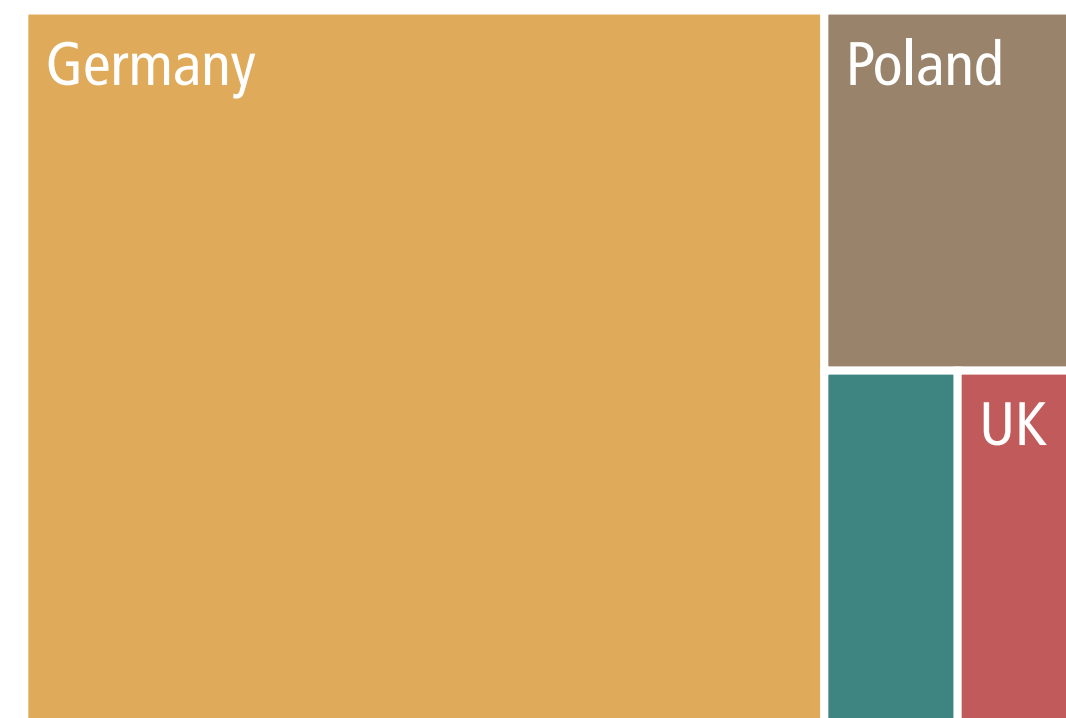
Q7

“Please rank the six large EU member states according to their influence on EU border security and migration policy over the past two years. (first rank being the most influential)”

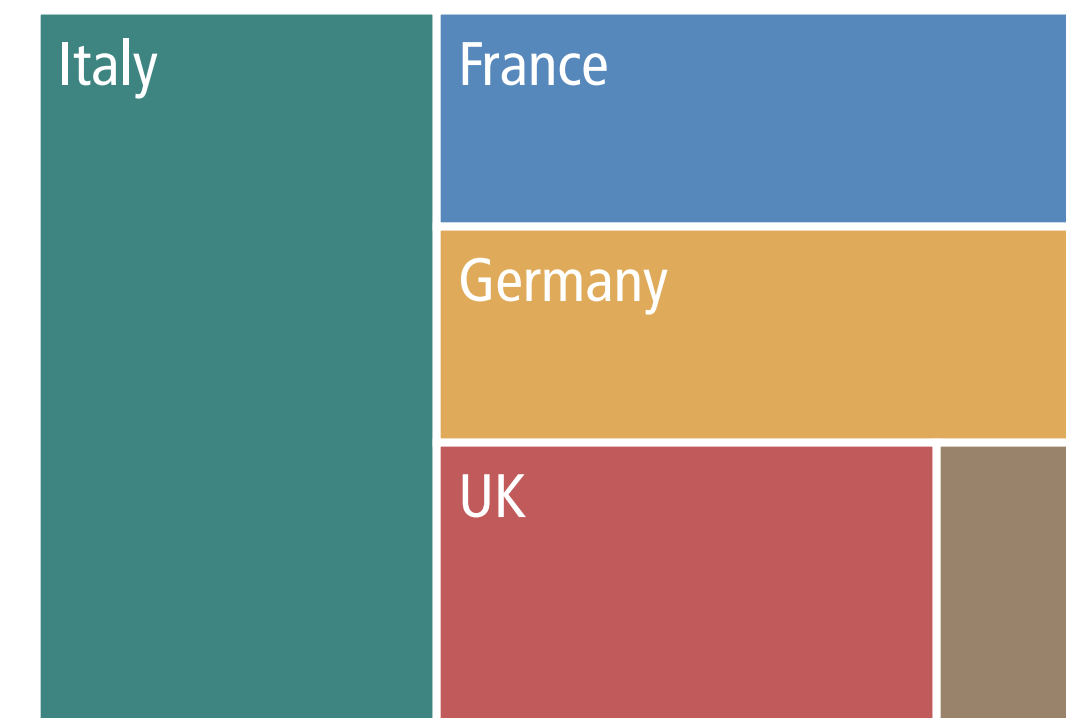
EU Big Six Founding Six	Affluent Seven Southern Seven Visegrád Four
Austria	Italy
Belgium	Latvia
Bulgaria	Lithuania
<b>Croatia</b>	Luxembourg
Cyprus	Malta
Czech Rep.	Netherlands
Denmark	Poland
Estonia	Portugal
Finland	Romania
France	Slovakia
Germany	Slovenia
Greece	Spain
Hungary	Sweden
Ireland	UK

- Influence Overview
- Big Six Fiscal Policy
- Big Six Border Security and Migration Policy**
- Big Six Foreign, Security and Defence Policy
- Affluent Seven EU Policy


First Rank




Second Rank




Third Rank




Fourth Rank



Fifth Rank



Sixth Rank



Number of respondents: 16. Size of rectangles corresponds with respondents' respective rankings. Countries with equal values are sorted from A-Z.



# Big Six Border Security and Migration Policy Ranking by Cyprus


Q7

“Please rank the six large EU member states according to their influence on EU border security and migration policy over the past two years. (first rank being the most influential)”


EU Big Six Founding Six	Affluent Seven Southern Seven Visegrád Four
Austria	Italy
Belgium	Latvia
Bulgaria	Lithuania
Croatia	Luxembourg
Cyprus	Malta
Czech Rep.	Netherlands
Denmark	Poland
Estonia	Portugal
Finland	Romania
France	Slovakia
Germany	Slovenia
Greece	Spain
Hungary	Sweden
Ireland	UK

- Influence Overview
- Big Six Fiscal Policy
- Big Six Border Security and Migration Policy**
- Big Six Foreign, Security and Defence Policy
- Affluent Seven EU Policy

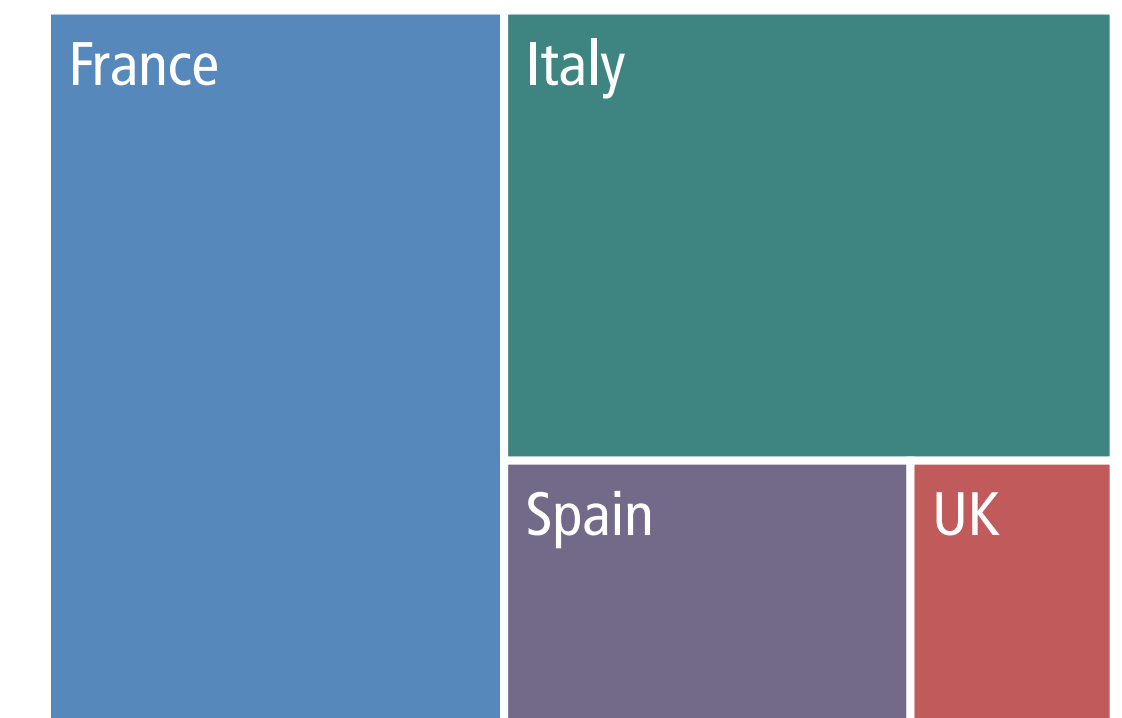
First Rank



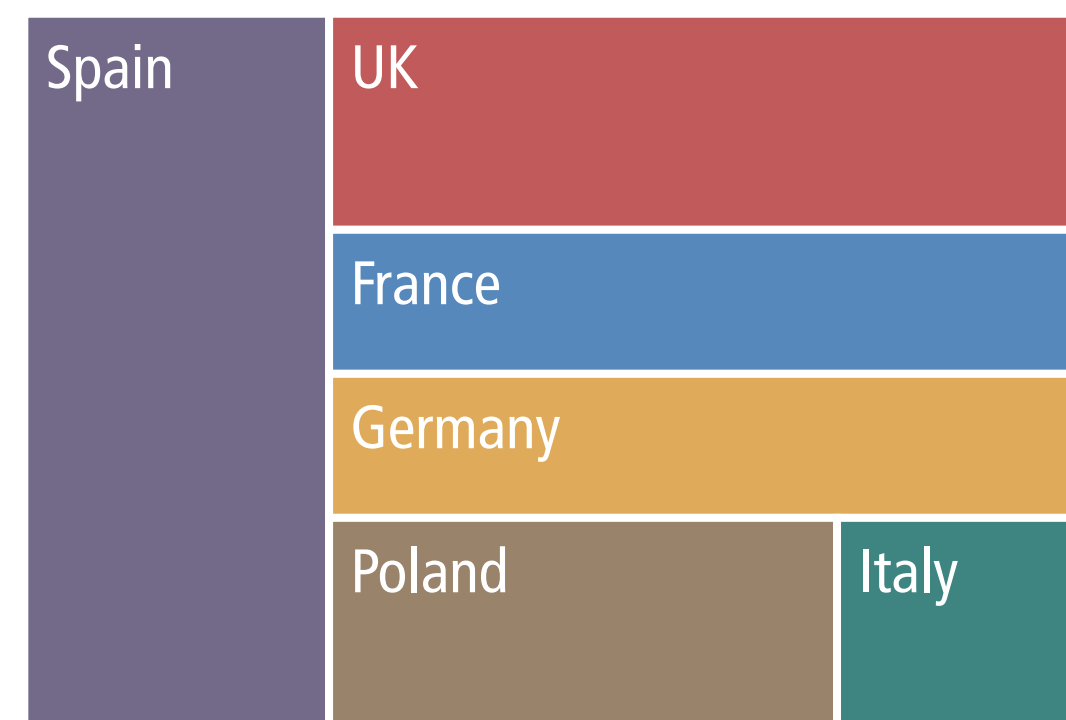
Second Rank




Third Rank




Fourth Rank



Fifth Rank



Sixth Rank



Number of respondents: 14. Size of rectangles corresponds with respondents' respective rankings. Countries with equal values are sorted from A-Z.

# Big Six Border Security and Migration Policy Ranking by Czech Rep.

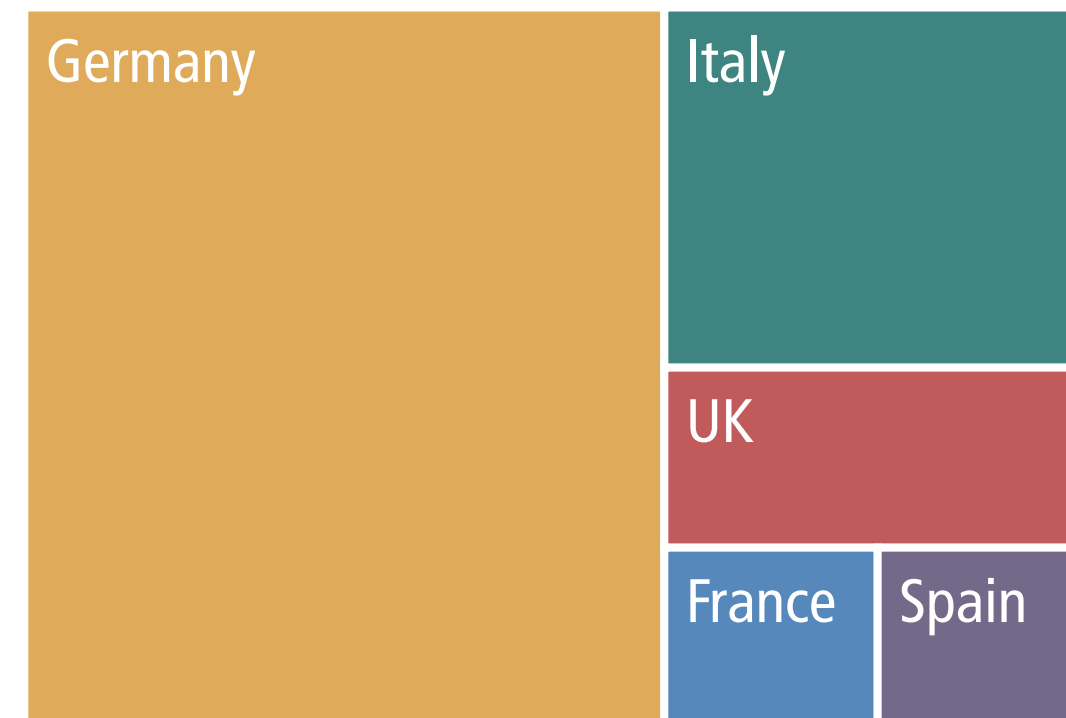
Q7

“Please rank the six large EU member states according to their influence on EU border security and migration policy over the past two years. (first rank being the most influential)”


EU Big Six Founding Six	Affluent Seven Southern Seven Visegrád Four
Austria	Italy
Belgium	Latvia
Bulgaria	Lithuania
Croatia	Luxembourg
Cyprus	Malta
<b>Czech Rep.</b>	Netherlands
Denmark	Poland
Estonia	Portugal
Finland	Romania
France	Slovakia
Germany	Slovenia
Greece	Spain
Hungary	Sweden
Ireland	UK

- Influence Overview
- Big Six Fiscal Policy
- Big Six Border Security and Migration Policy**
- Big Six Foreign, Security and Defence Policy
- Affluent Seven EU Policy


First Rank




Second Rank



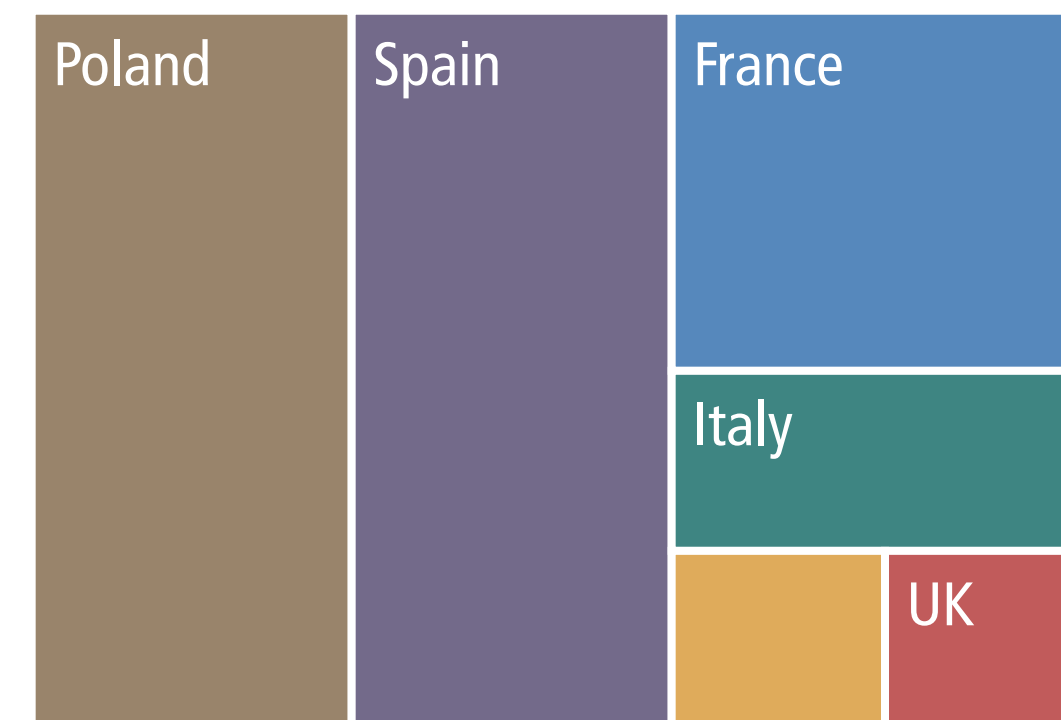
Third Rank




Fourth Rank



Fifth Rank



Sixth Rank



Number of respondents: 20. Size of rectangles corresponds with respondents' respective rankings. Countries with equal values are sorted from A-Z.



# Big Six Border Security and Migration Policy Ranking by Denmark


Q7

“Please rank the six large EU member states according to their influence on EU border security and migration policy over the past two years. (first rank being the most influential)”


EU Big Six Founding Six	Affluent Seven Southern Seven Visegrád Four
Austria	Italy
Belgium	Latvia
Bulgaria	Lithuania
Croatia	Luxembourg
Cyprus	Malta
Czech Rep.	Netherlands
<b>Denmark</b>	Poland
Estonia	Portugal
Finland	Romania
France	Slovakia
Germany	Slovenia
Greece	Spain
Hungary	Sweden
Ireland	UK

- Influence Overview
- Big Six Fiscal Policy
- Big Six Border Security and Migration Policy**
- Big Six Foreign, Security and Defence Policy
- Affluent Seven EU Policy

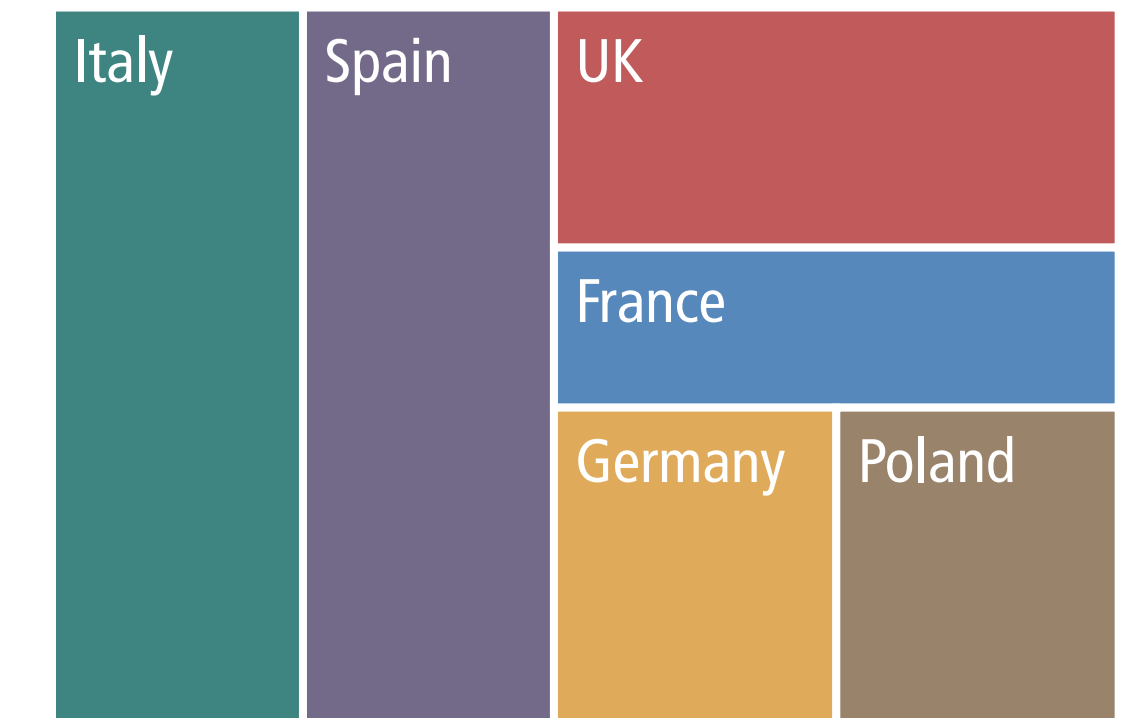
First Rank



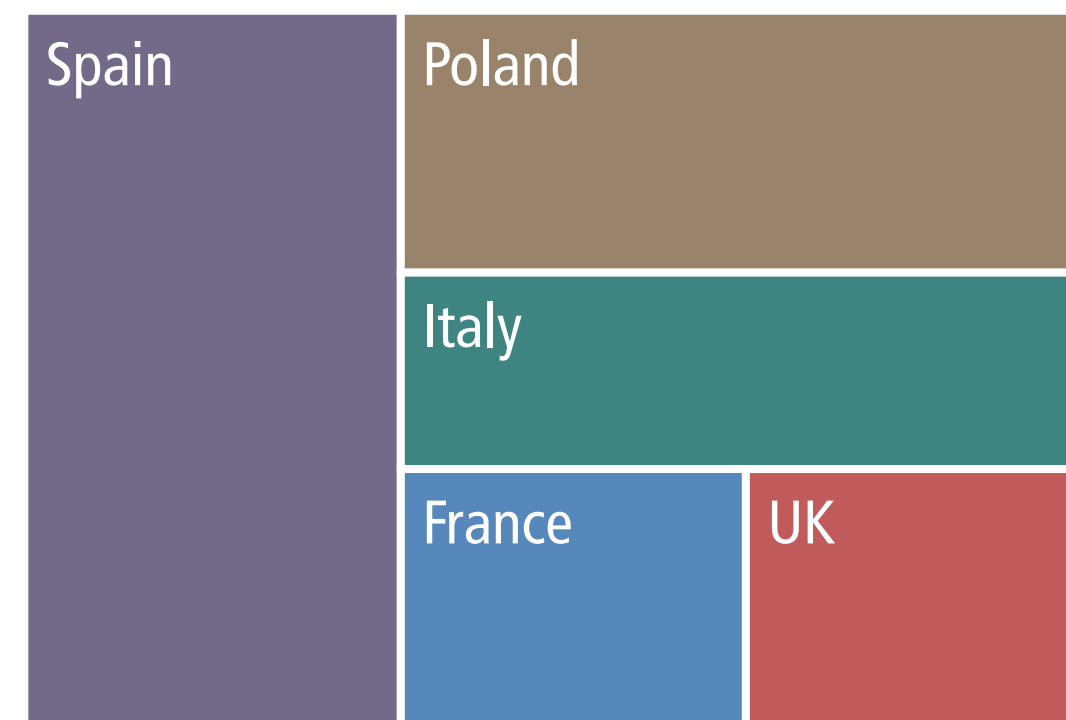
Second Rank



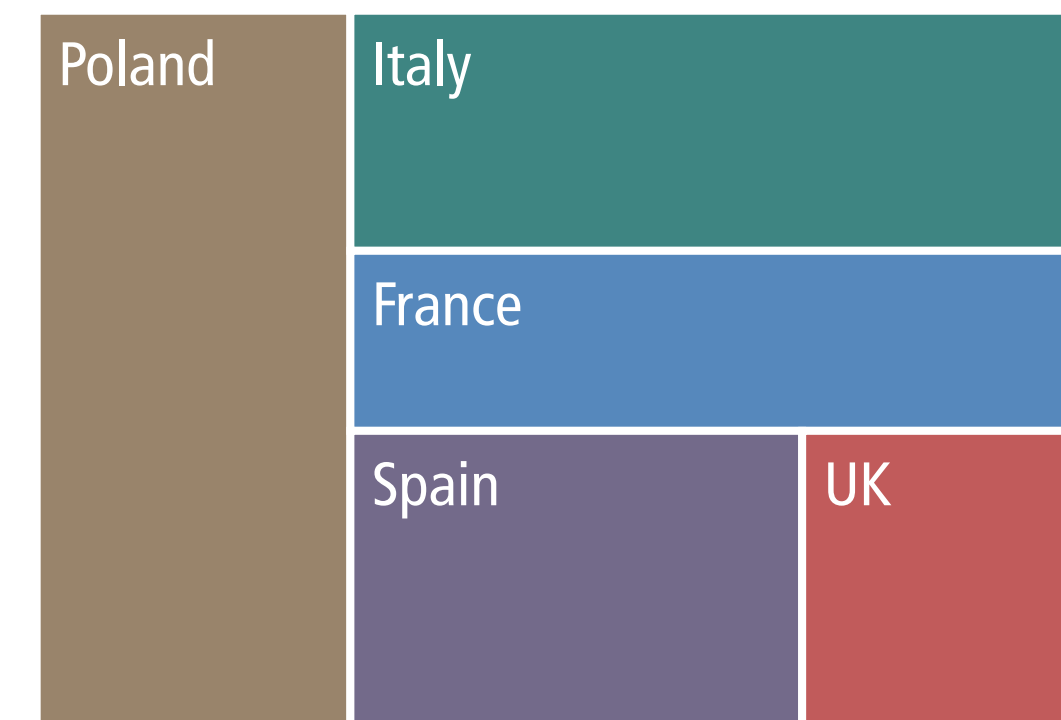
Third Rank




Fourth Rank



Fifth Rank



Sixth Rank



Number of respondents: 17. Size of rectangles corresponds with respondents' respective rankings. Countries with equal values are sorted from A-Z.

# Big Six Border Security and Migration Policy Ranking by Estonia


Q7

“Please rank the six large EU member states according to their influence on EU border security and migration policy over the past two years. (first rank being the most influential)”

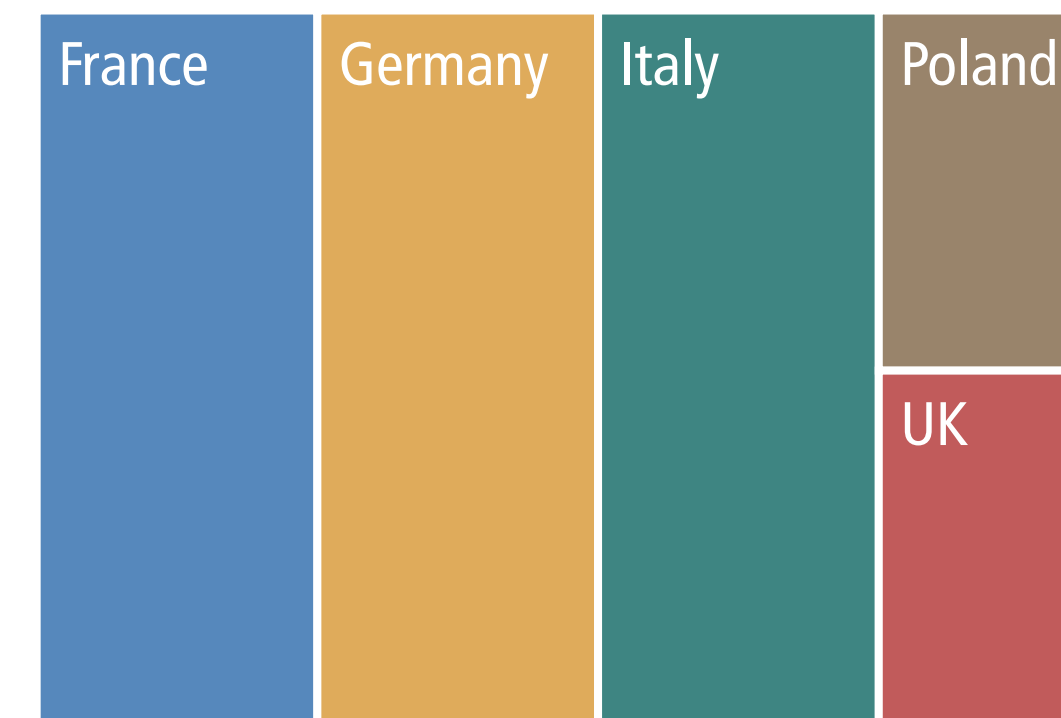
EU Big Six Founding Six	Affluent Seven Southern Seven Visegrád Four
Austria	Italy
Belgium	Latvia
Bulgaria	Lithuania
Croatia	Luxembourg
Cyprus	Malta
Czech Rep.	Netherlands
Denmark	Poland
<b>Estonia</b>	Portugal
Finland	Romania
France	Slovakia
Germany	Slovenia
Greece	Spain
Hungary	Sweden
Ireland	UK

- Influence Overview
- Big Six Fiscal Policy
- Big Six Border Security and Migration Policy**
- Big Six Foreign, Security and Defence Policy
- Affluent Seven EU Policy

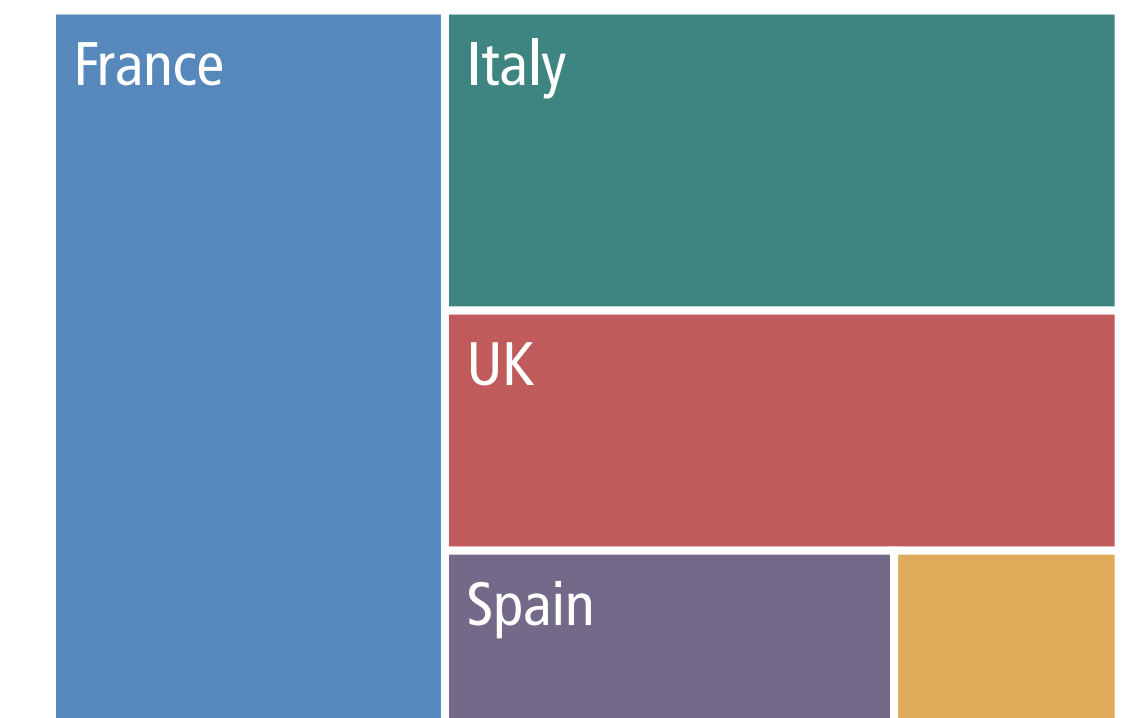
First Rank




Second Rank



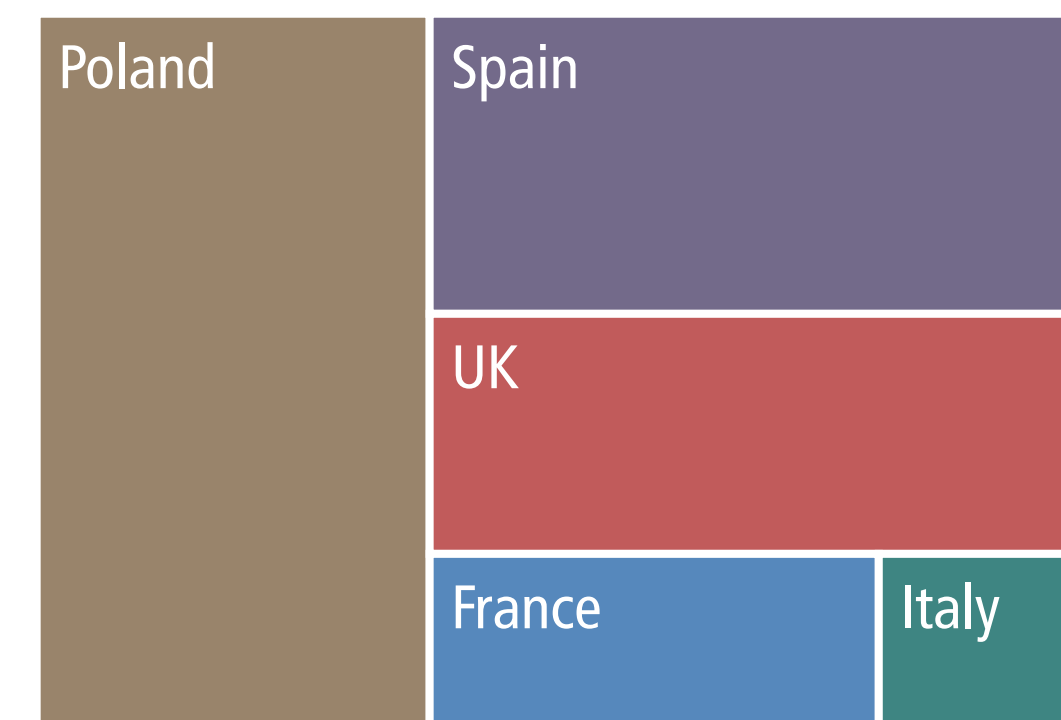
Third Rank




Fourth Rank



Fifth Rank



Sixth Rank



Number of respondents: 19. Size of rectangles corresponds with respondents' respective rankings. Countries with equal values are sorted from A-Z.



# Big Six Border Security and Migration Policy Ranking by Finland


Q7

“Please rank the six large EU member states according to their influence on EU border security and migration policy over the past two years. (first rank being the most influential)”


EU Big Six Founding Six	Affluent Seven Southern Seven Visegrád Four
Austria	Italy
Belgium	Latvia
Bulgaria	Lithuania
Croatia	Luxembourg
Cyprus	Malta
Czech Rep.	Netherlands
Denmark	Poland
Estonia	Portugal
<b>Finland</b>	Romania
France	Slovakia
Germany	Slovenia
Greece	Spain
Hungary	Sweden
Ireland	UK

- Influence Overview
- Big Six Fiscal Policy
- Big Six Border Security and Migration Policy**
- Big Six Foreign, Security and Defence Policy
- Affluent Seven EU Policy

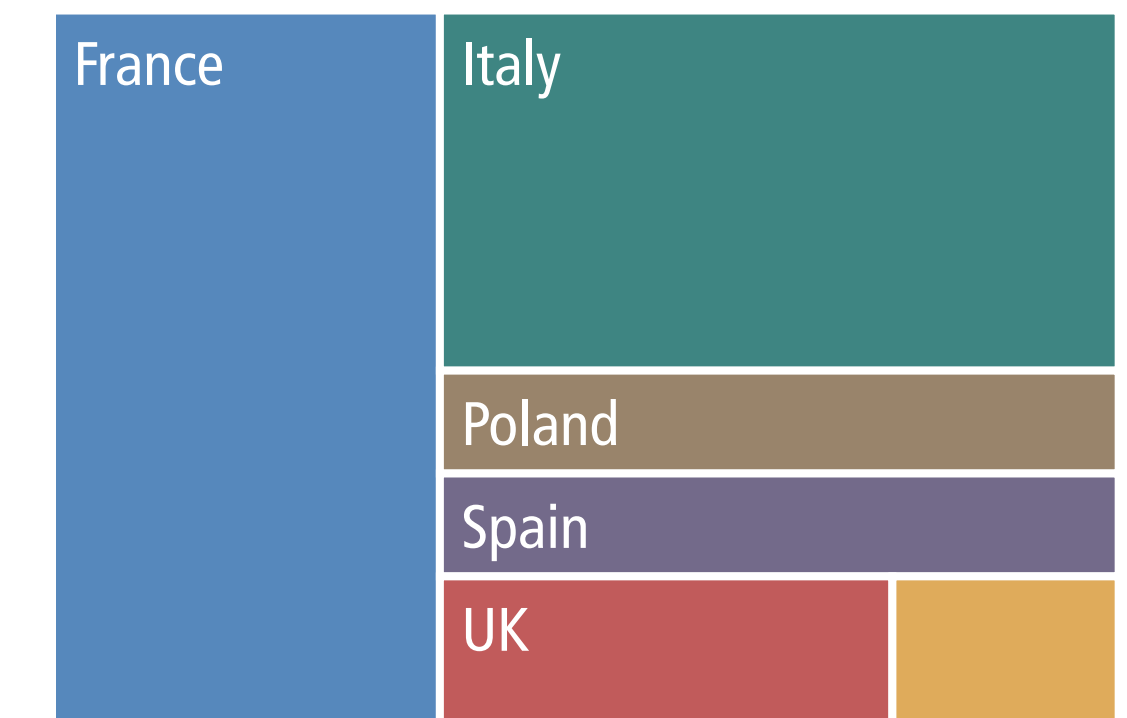
First Rank



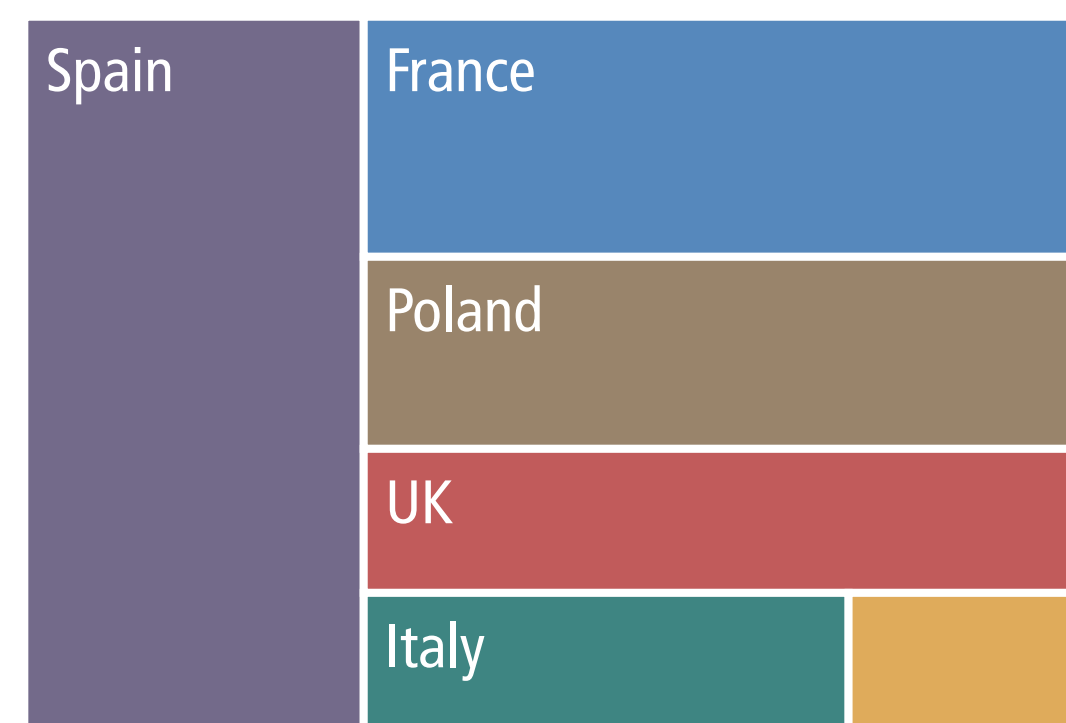
Second Rank




Third Rank



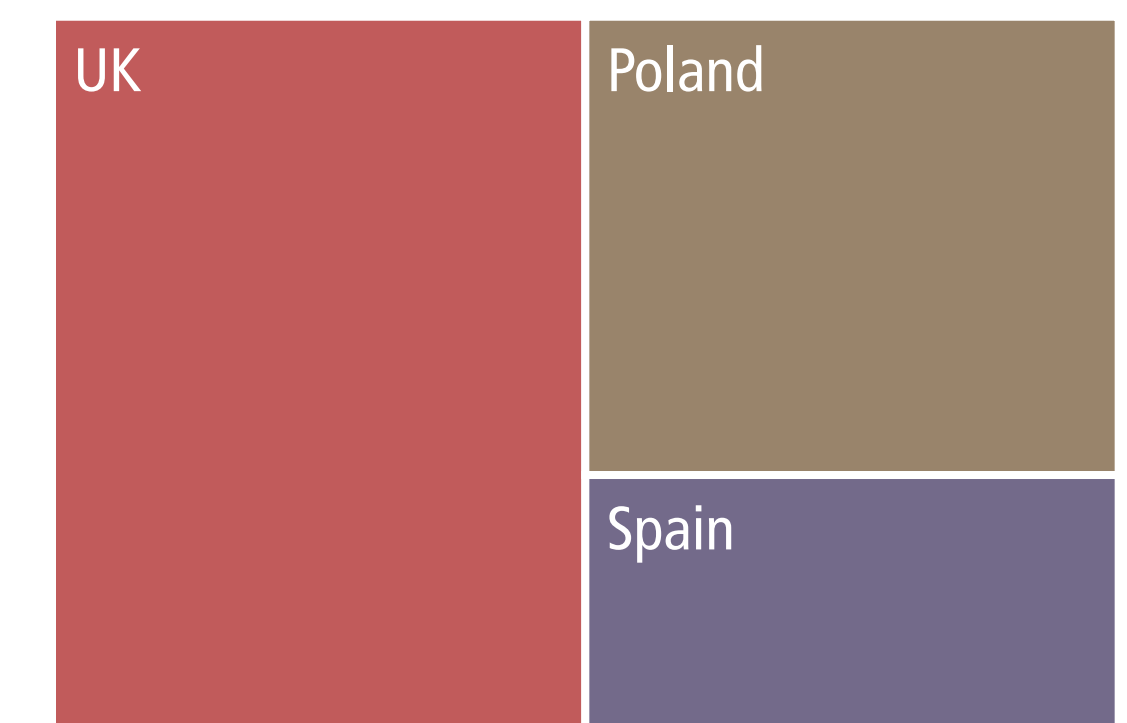
Fourth Rank



Fifth Rank



Sixth Rank



Number of respondents: 22. Size of rectangles corresponds with respondents' respective rankings. Countries with equal values are sorted from A-Z.

# Big Six Border Security and Migration Policy Ranking by France


Q7

“Please rank the six large EU member states according to their influence on EU border security and migration policy over the past two years. (first rank being the most influential)”

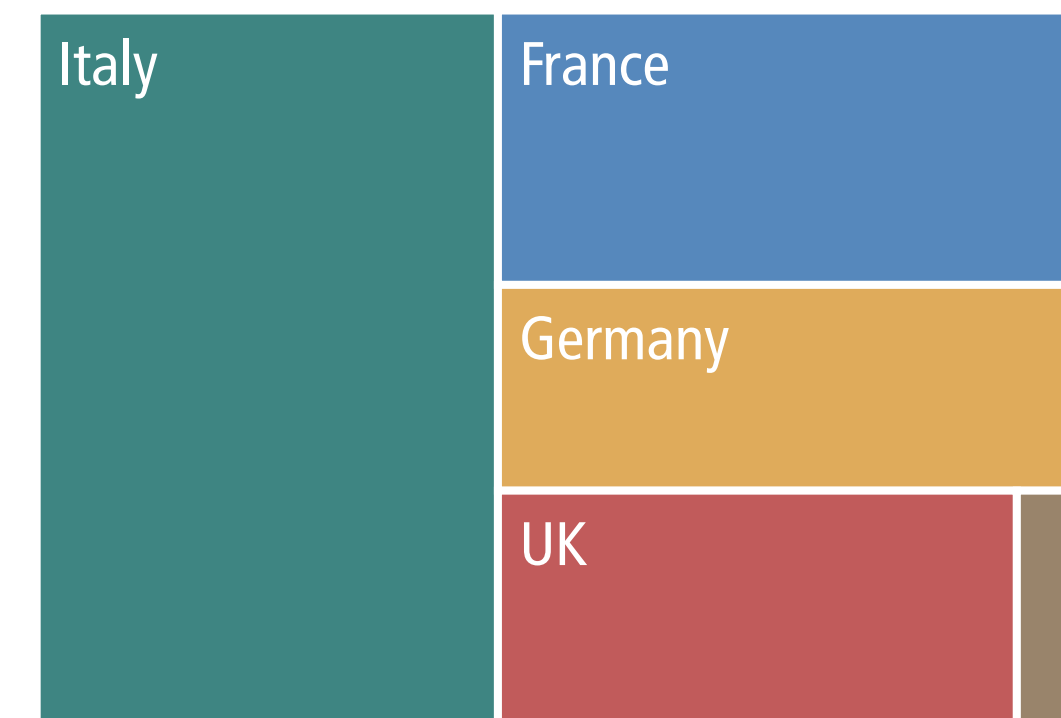
EU Big Six	Affluent Seven
Founding Six	Southern Seven
	Visegrád Four
Austria	Italy
Belgium	Latvia
Bulgaria	Lithuania
Croatia	Luxembourg
Cyprus	Malta
Czech Rep.	Netherlands
Denmark	Poland
Estonia	Portugal
Finland	Romania
<b>France</b>	Slovakia
Germany	Slovenia
Greece	Spain
Hungary	Sweden
Ireland	UK

- Influence Overview
- Big Six Fiscal Policy
- Big Six Border Security and Migration Policy**
- Big Six Foreign, Security and Defence Policy
- Affluent Seven EU Policy


First Rank



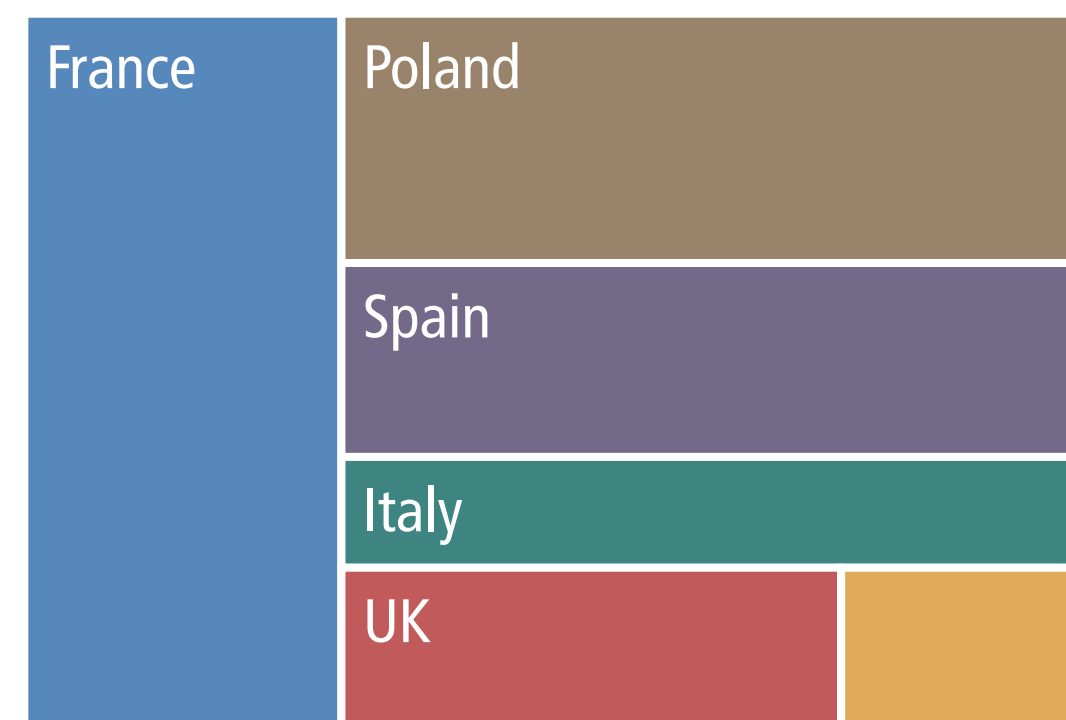
Second Rank



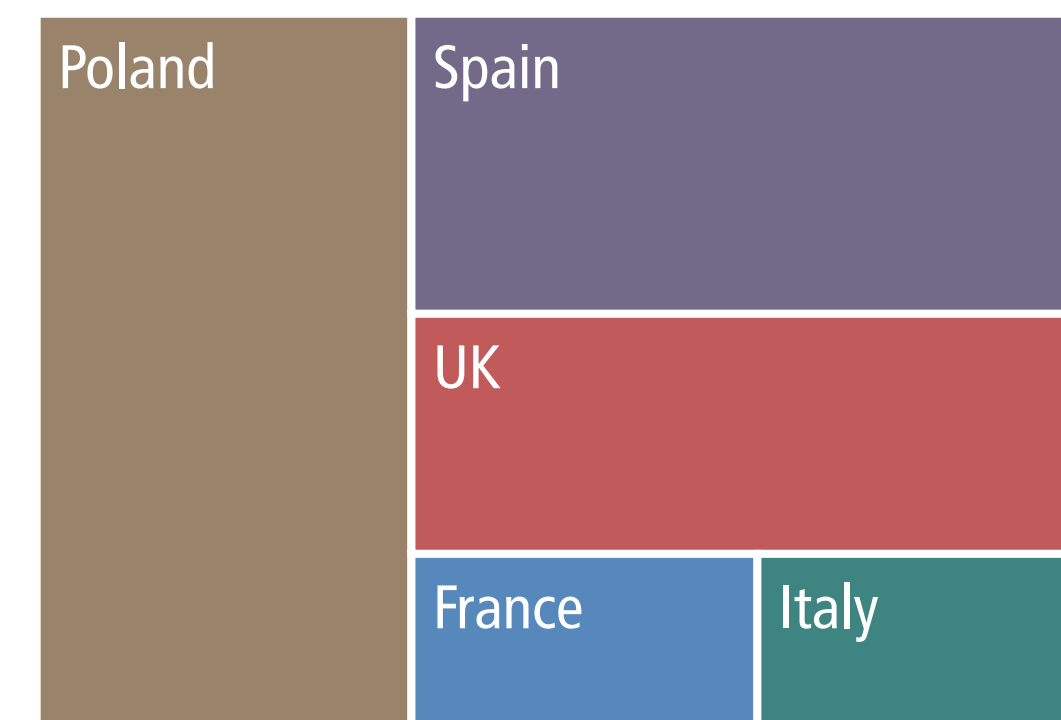
Third Rank



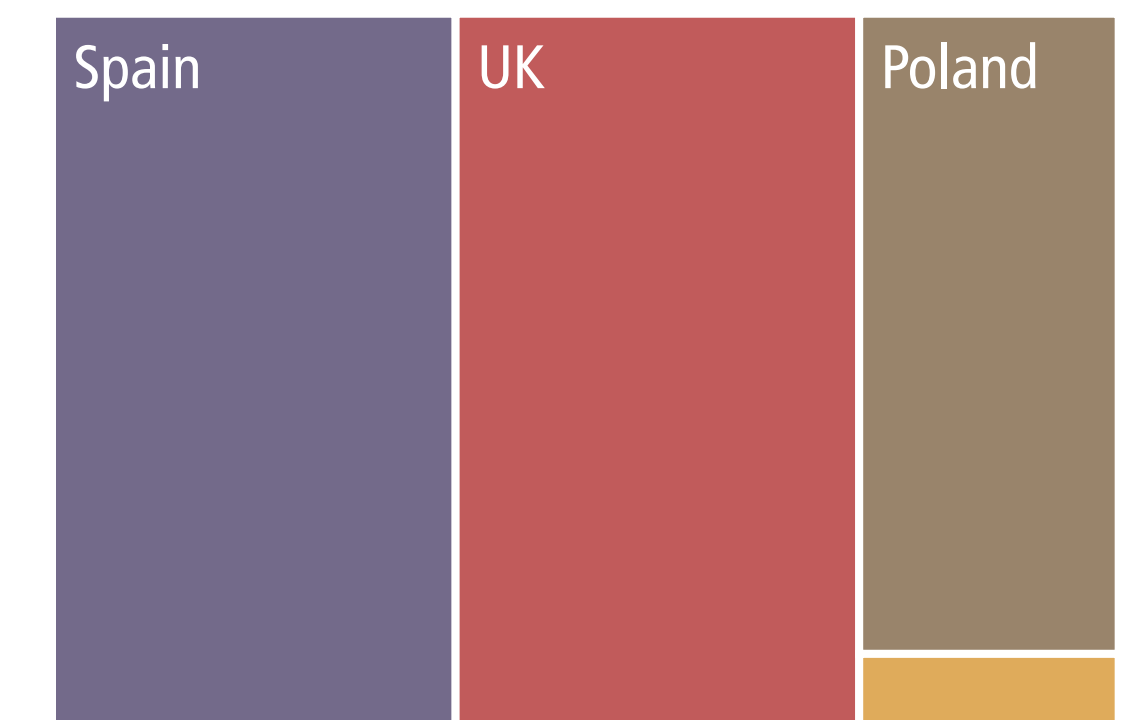
Fourth Rank



Fifth Rank



Sixth Rank



Number of respondents: 37. Size of rectangles corresponds with respondents' respective rankings. Countries with equal values are sorted from A-Z.



# Big Six Border Security and Migration Policy Ranking by Germany


Q7

“Please rank the six large EU member states according to their influence on EU border security and migration policy over the past two years. (first rank being the most influential)”


EU Big Six Founding Six	Affluent Seven Southern Seven Visegrád Four
Austria	Italy
Belgium	Latvia
Bulgaria	Lithuania
Croatia	Luxembourg
Cyprus	Malta
Czech Rep.	Netherlands
Denmark	Poland
Estonia	Portugal
Finland	Romania
France	Slovakia
<b>Germany</b>	Slovenia
Greece	Spain
Hungary	Sweden
Ireland	UK

- Influence Overview
- Big Six Fiscal Policy
- Big Six Border Security and Migration Policy**
- Big Six Foreign, Security and Defence Policy
- Affluent Seven EU Policy


First Rank




Second Rank




Third Rank




Fourth Rank



Fifth Rank



Sixth Rank



Number of respondents: 41. Size of rectangles corresponds with respondents' respective rankings. Countries with equal values are sorted from A-Z.

# Big Six Border Security and Migration Policy Ranking by Greece


Q7

“Please rank the six large EU member states according to their influence on EU border security and migration policy over the past two years. (first rank being the most influential)”

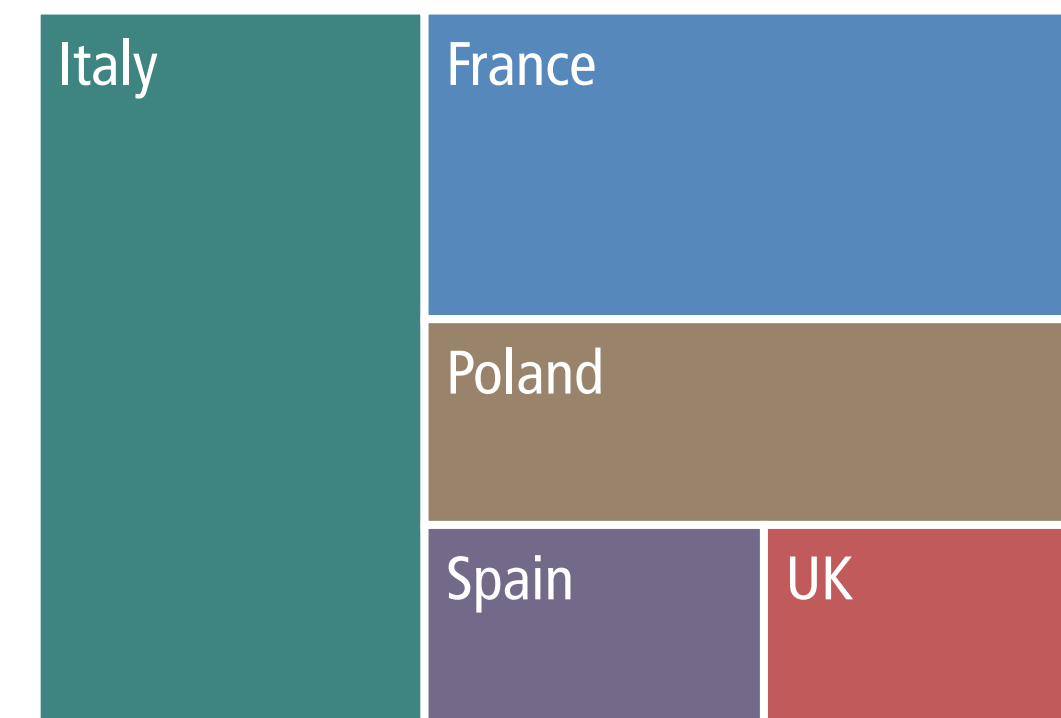
EU Big Six	Affluent Seven
Founding Six	Southern Seven
	Visegrád Four
Austria	Italy
Belgium	Latvia
Bulgaria	Lithuania
Croatia	Luxembourg
Cyprus	Malta
Czech Rep.	Netherlands
Denmark	Poland
Estonia	Portugal
Finland	Romania
France	Slovakia
Germany	Slovenia
<b>Greece</b>	Spain
Hungary	Sweden
Ireland	UK

- Influence Overview
- Big Six Fiscal Policy
- Big Six Border Security and Migration Policy**
- Big Six Foreign, Security and Defence Policy
- Affluent Seven EU Policy


First Rank



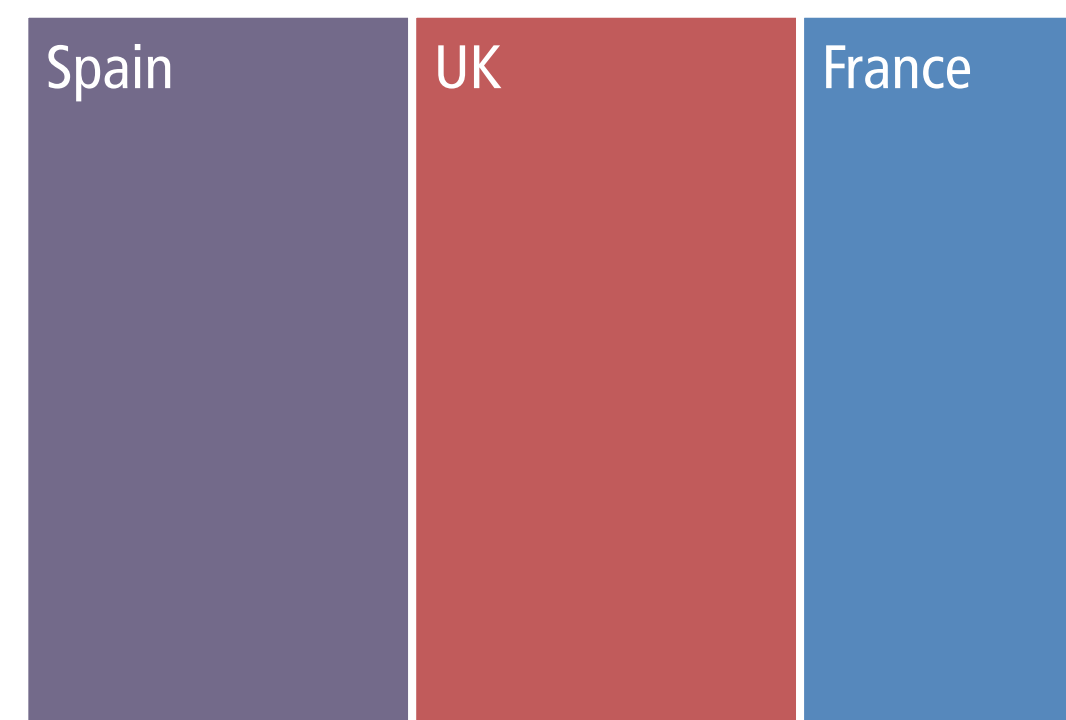
Second Rank



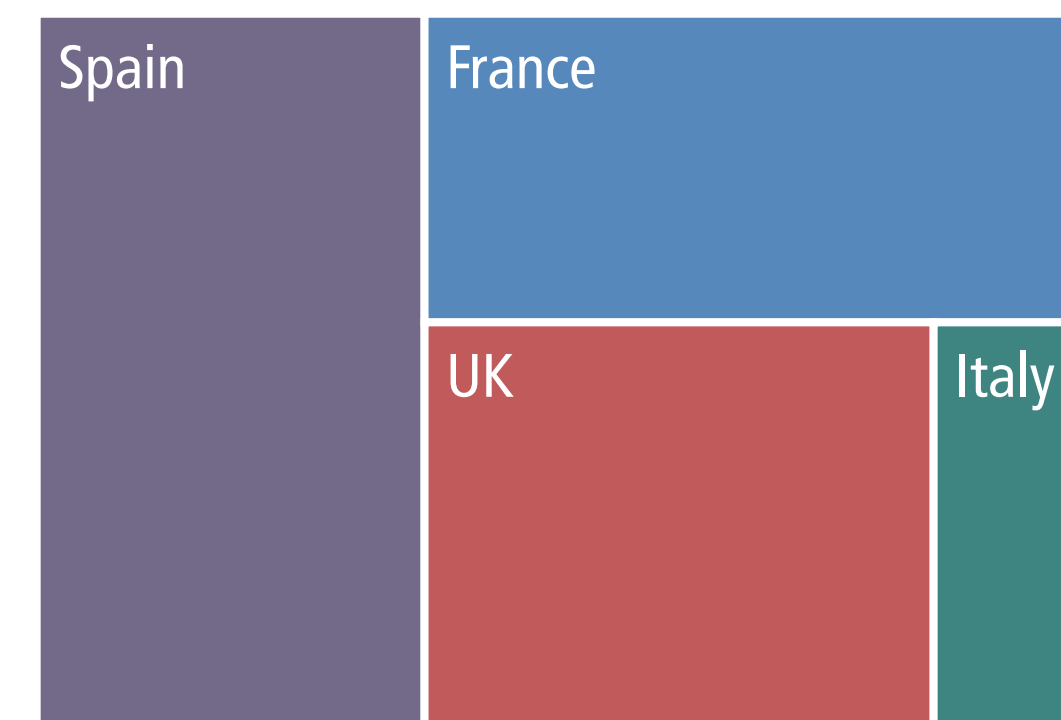
Third Rank



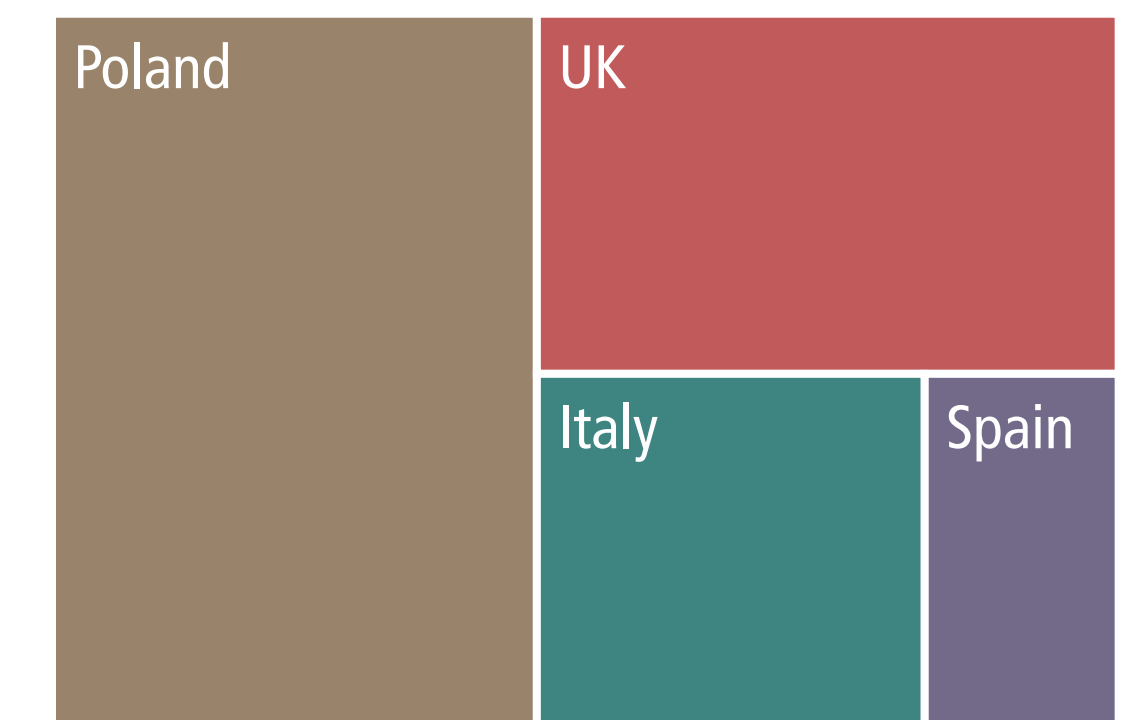
Fourth Rank



Fifth Rank



Sixth Rank



Number of respondents: 11. Size of rectangles corresponds with respondents' respective rankings. Countries with equal values are sorted from A-Z.



# Big Six Border Security and Migration Policy Ranking by Hungary


Q7

“Please rank the six large EU member states according to their influence on EU border security and migration policy over the past two years. (first rank being the most influential)”


EU Big Six Founding Six	Affluent Seven Southern Seven Visegrád Four
Austria	Italy
Belgium	Latvia
Bulgaria	Lithuania
Croatia	Luxembourg
Cyprus	Malta
Czech Rep.	Netherlands
Denmark	Poland
Estonia	Portugal
Finland	Romania
France	Slovakia
Germany	Slovenia
Greece	Spain
<b>Hungary</b>	Sweden
Ireland	UK

- Influence Overview
- Big Six Fiscal Policy
- Big Six Border Security and Migration Policy**
- Big Six Foreign, Security and Defence Policy
- Affluent Seven EU Policy


First Rank



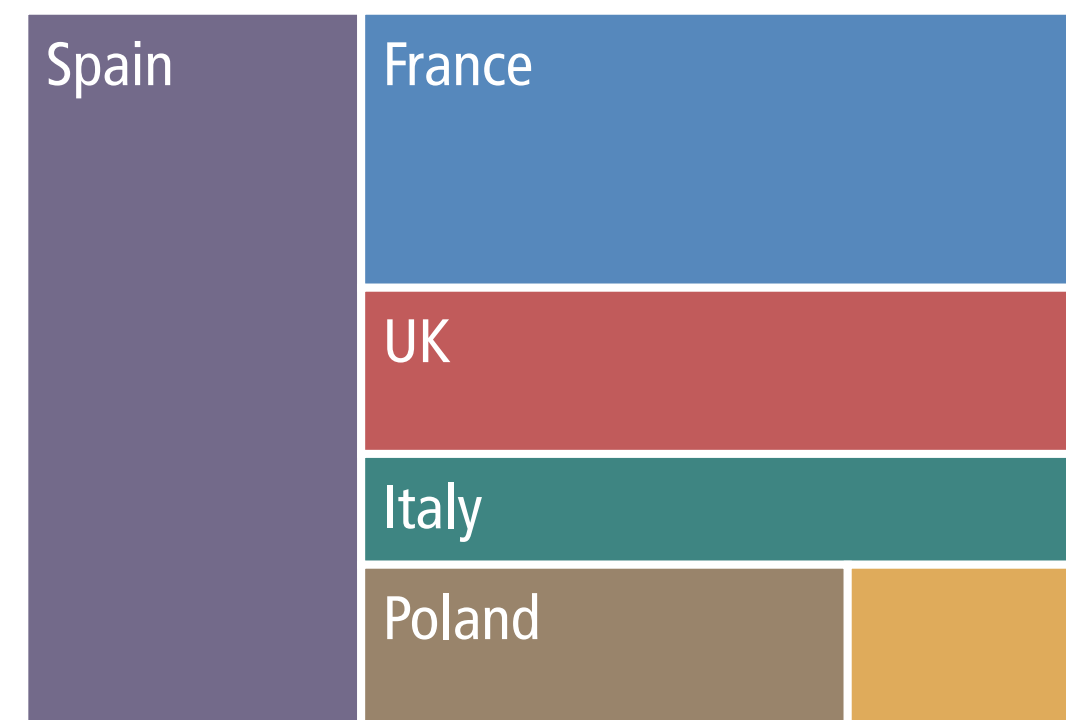
Second Rank



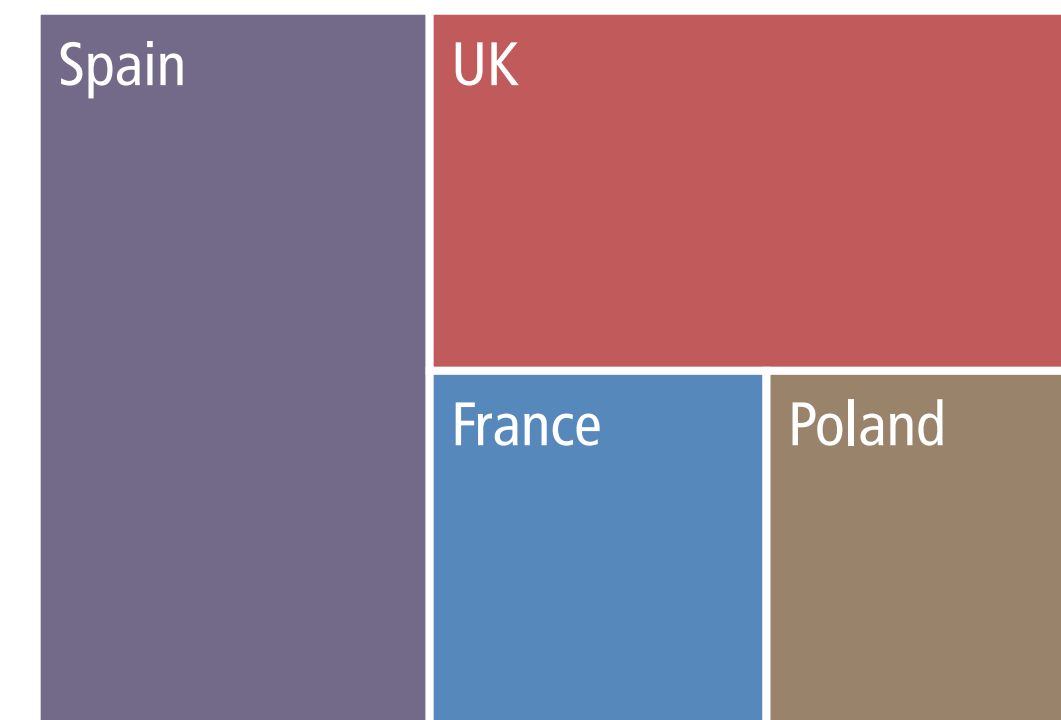
Third Rank



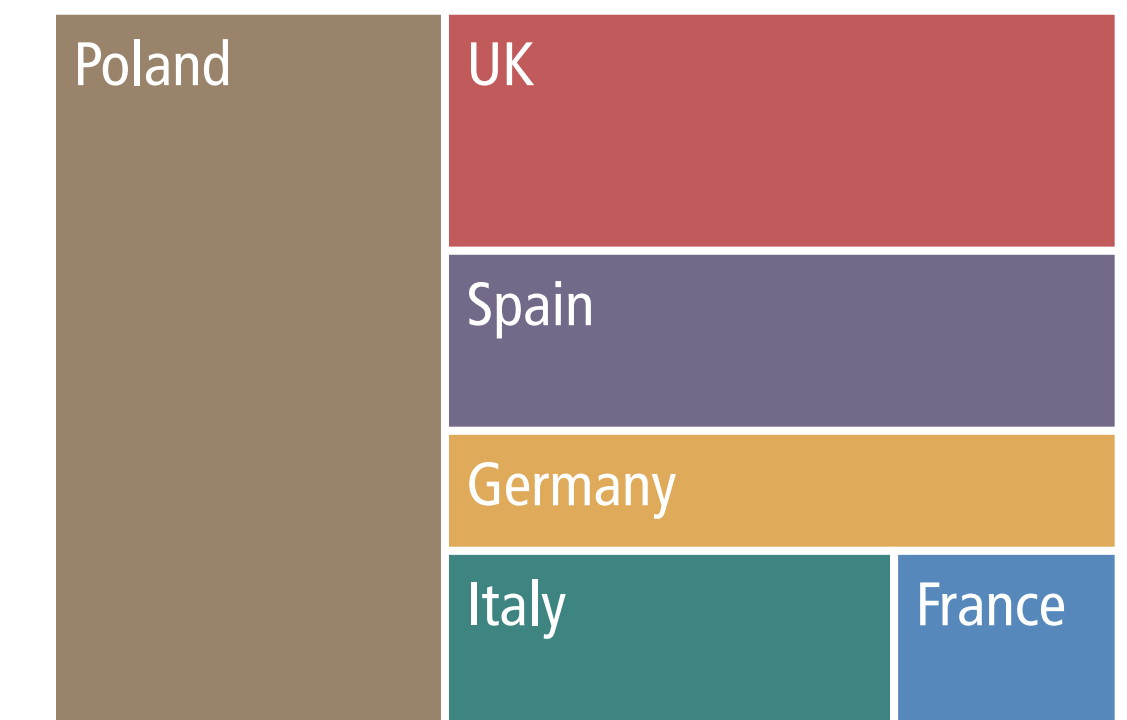
Fourth Rank



Fifth Rank



Sixth Rank



Number of respondents: 19. Size of rectangles corresponds with respondents' respective rankings. Countries with equal values are sorted from A-Z.


# Big Six Border Security and Migration Policy Ranking by Ireland

**Q7** “Please rank the six large EU member states according to their influence on EU border security and migration policy over the past two years. (first rank being the most influential)”


EU Big Six Founding Six	Affluent Seven Southern Seven Visegrád Four
Austria	Italy
Belgium	Latvia
Bulgaria	Lithuania
Croatia	Luxembourg
Cyprus	Malta
Czech Rep.	Netherlands
Denmark	Poland
Estonia	Portugal
Finland	Romania
France	Slovakia
Germany	Slovenia
Greece	Spain
Hungary	Sweden
<b>Ireland</b>	<b>UK</b>

- Influence Overview
- Big Six Fiscal Policy
- Big Six Border Security and Migration Policy**
- Big Six Foreign, Security and Defence Policy
- Affluent Seven EU Policy

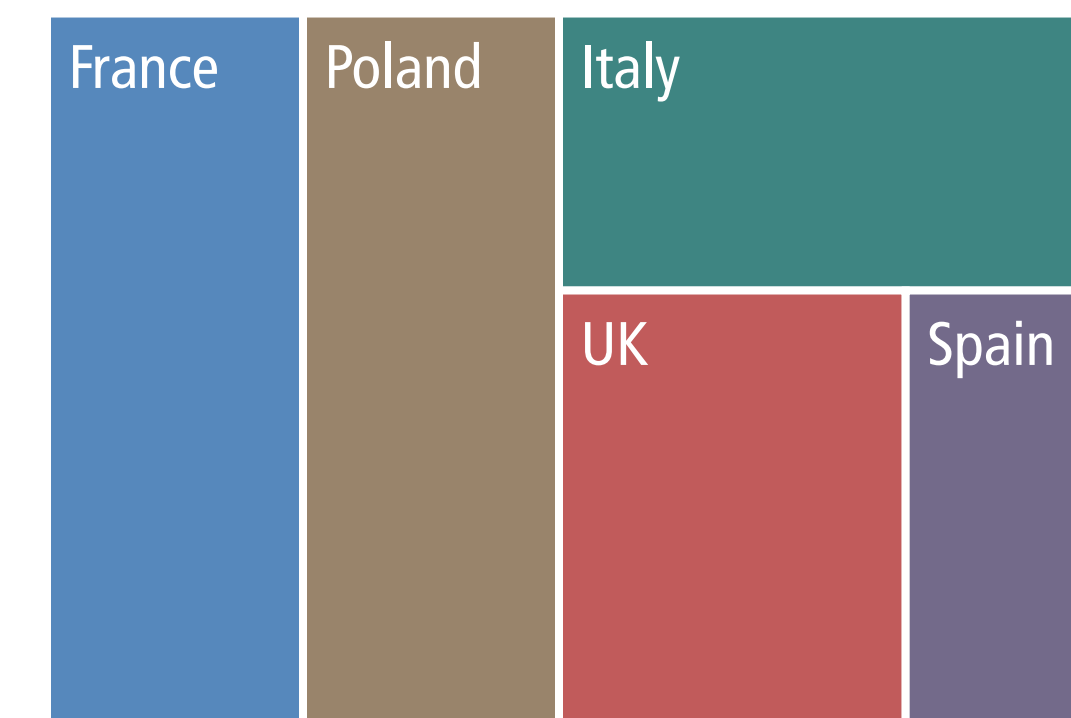
First Rank



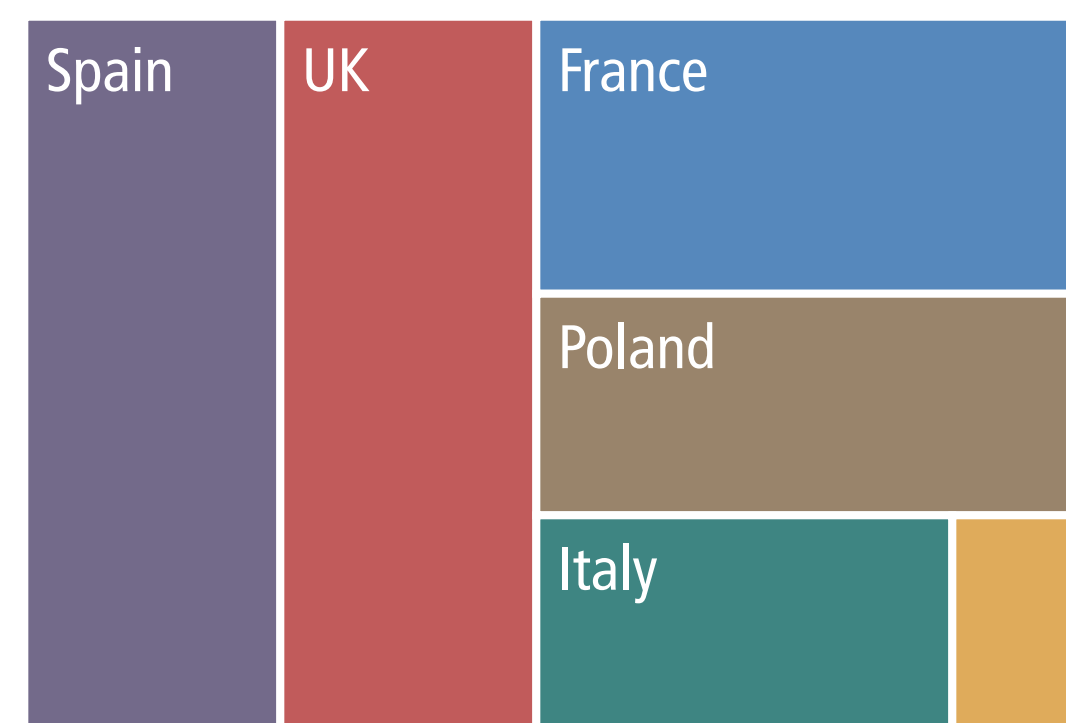
Second Rank



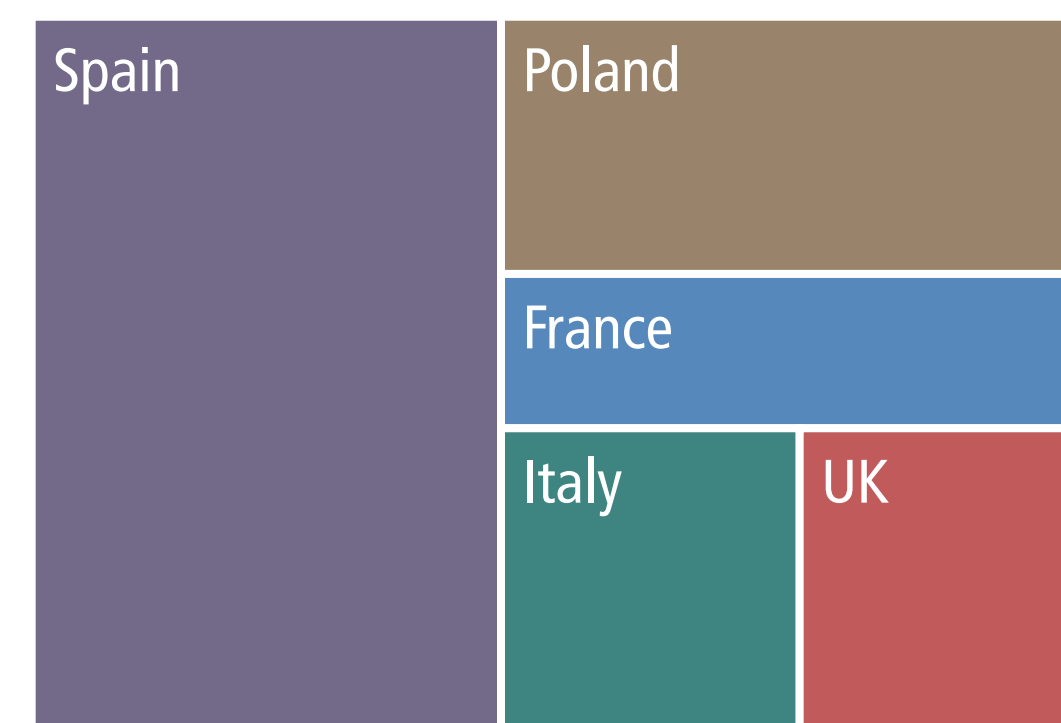
Third Rank




Fourth Rank



Fifth Rank



Sixth Rank



Number of respondents: 25. Size of rectangles corresponds with respondents' respective rankings. Countries with equal values are sorted from A-Z.



# Big Six Border Security and Migration Policy Ranking by Italy


Q7

“Please rank the six large EU member states according to their influence on EU border security and migration policy over the past two years. (first rank being the most influential)”

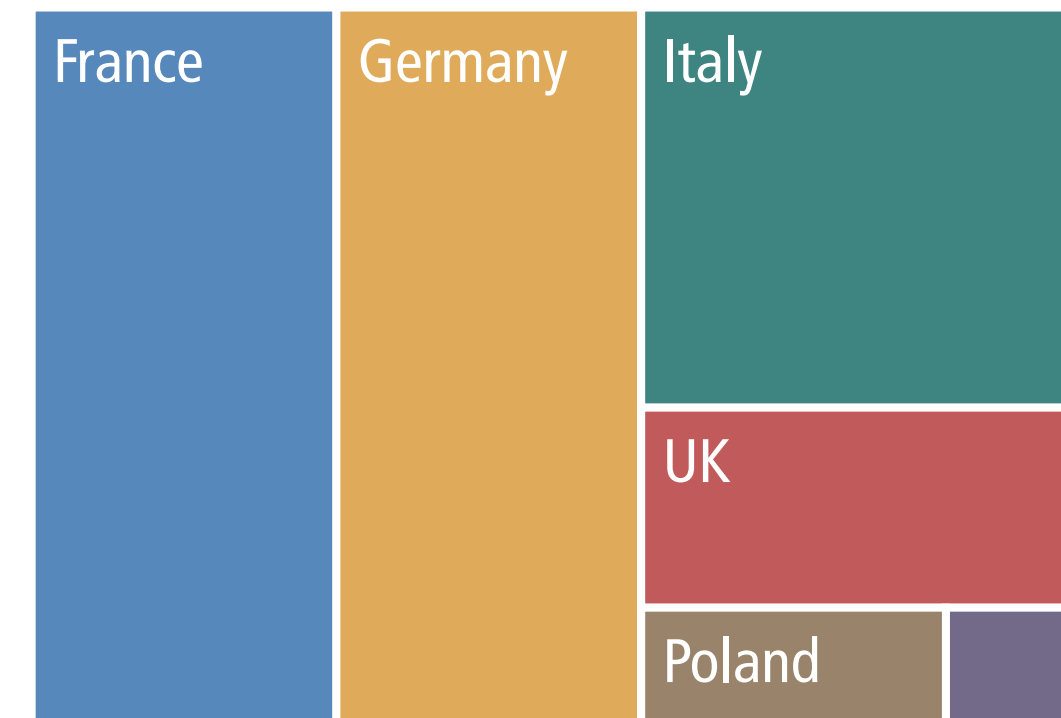
EU Big Six Founding Six	Affluent Seven Southern Seven Visegrád Four
Austria	<b>Italy</b>
Belgium	Latvia
Bulgaria	Lithuania
Croatia	Luxembourg
Cyprus	Malta
Czech Rep.	Netherlands
Denmark	Poland
Estonia	Portugal
Finland	Romania
France	Slovakia
Germany	Slovenia
Greece	Spain
Hungary	Sweden
Ireland	UK

- Influence Overview
- Big Six Fiscal Policy
- Big Six Border Security and Migration Policy**
- Big Six Foreign, Security and Defence Policy
- Affluent Seven EU Policy


First Rank



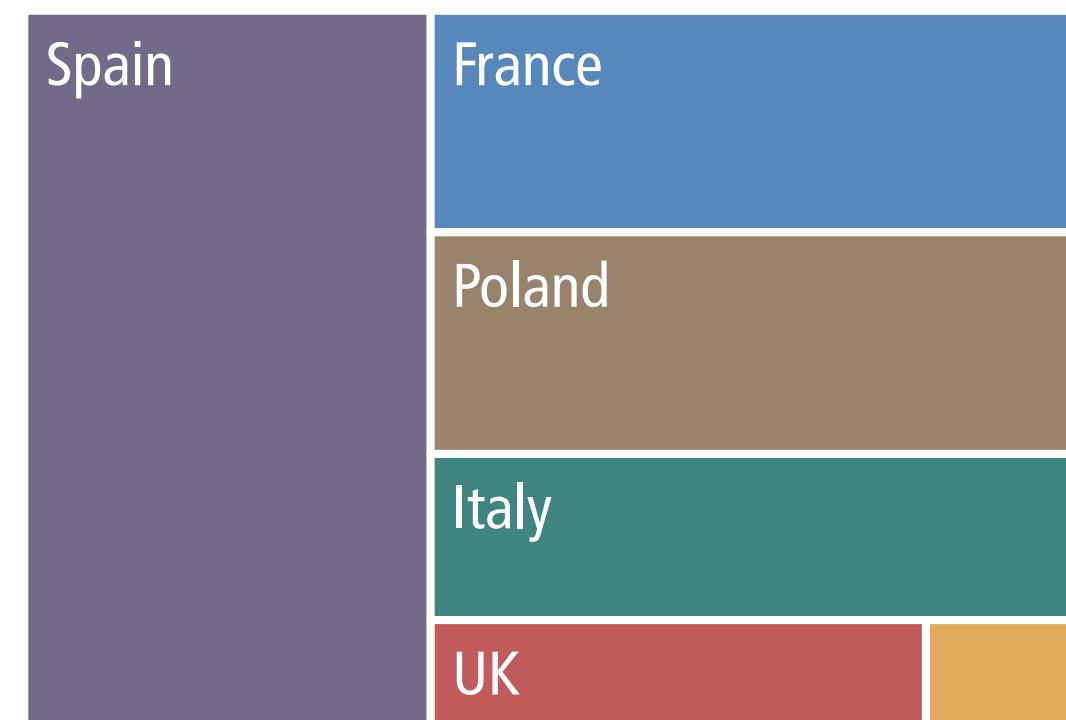
Second Rank



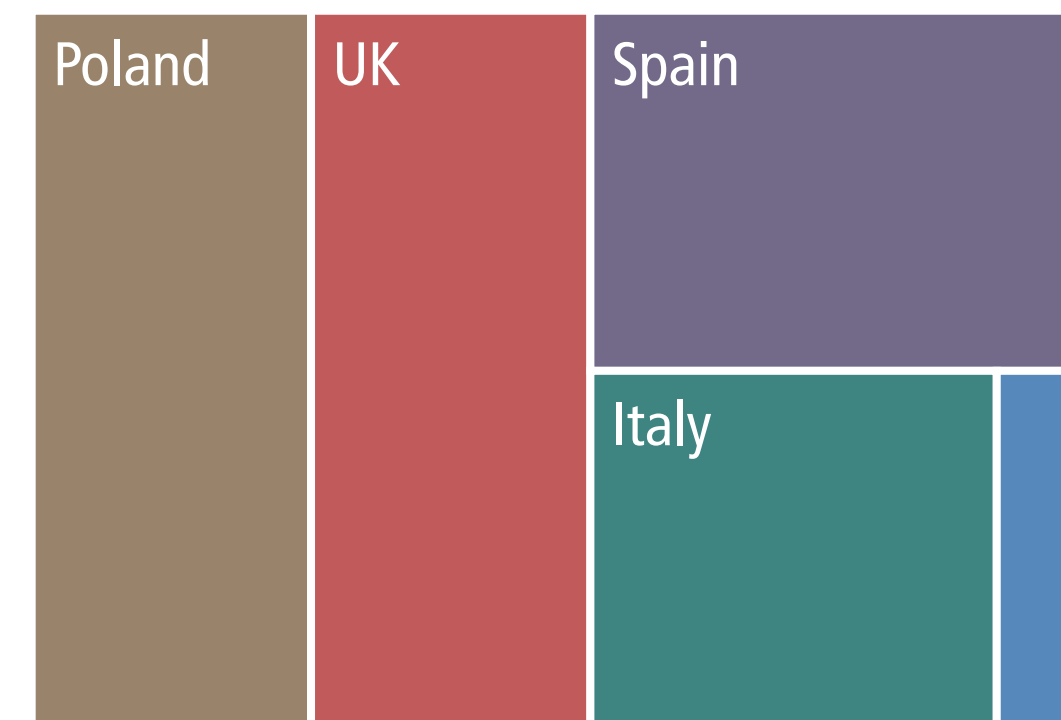
Third Rank



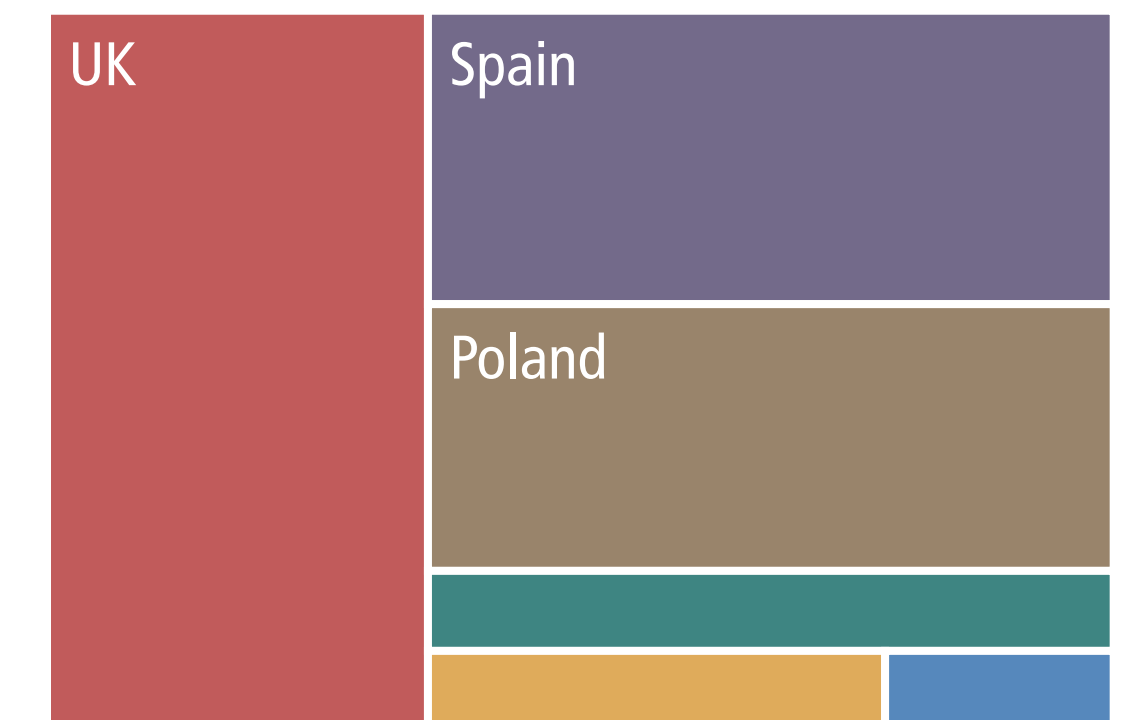
Fourth Rank



Fifth Rank



Sixth Rank



Number of respondents: 42. Size of rectangles corresponds with respondents' respective rankings. Countries with equal values are sorted from A-Z.



Italy



EU28 Survey

Findings

Chapters

Preferences

**Influence**

Policies & Partners

ecfr.eu/eucoalitionexplorer

# Big Six Border Security and Migration Policy Ranking by Latvia

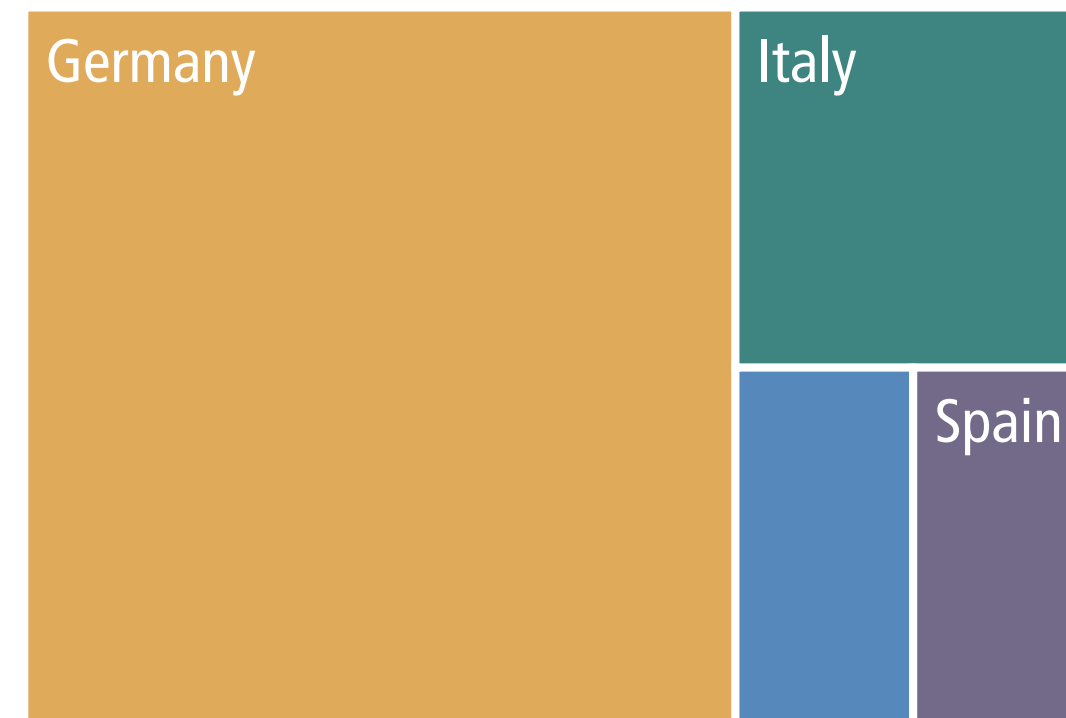
Q7

“Please rank the six large EU member states according to their influence on EU border security and migration policy over the past two years. (first rank being the most influential)”

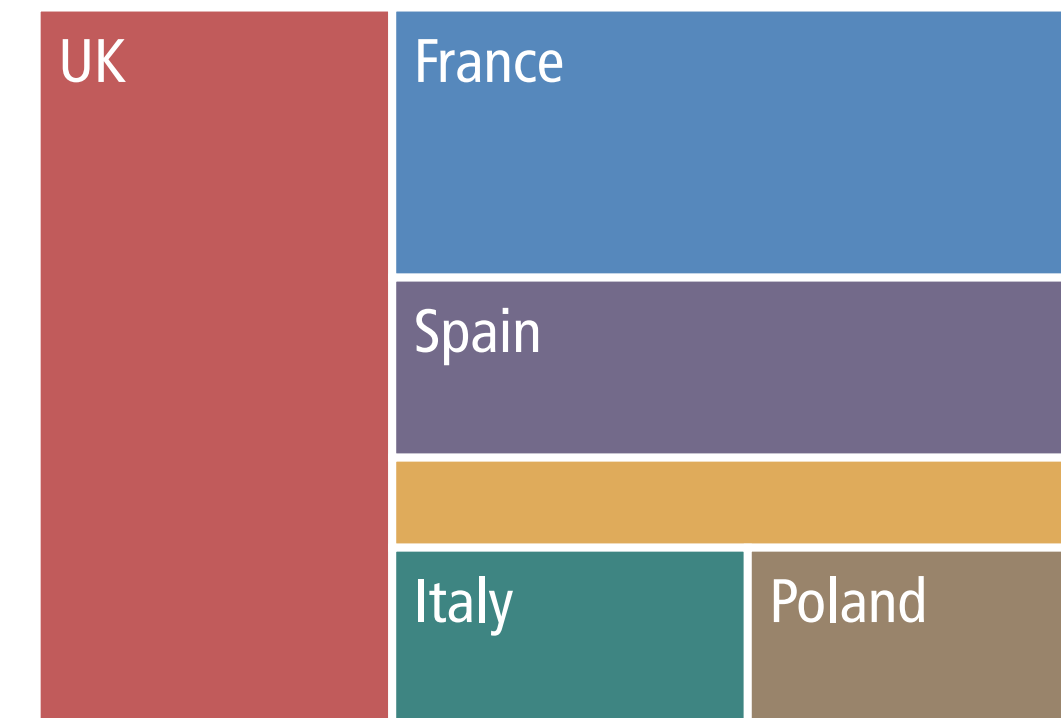
EU Big Six Founding Six	Affluent Seven Southern Seven Visegrád Four
Austria	Italy
Belgium	<b>Latvia</b>
Bulgaria	Lithuania
Croatia	Luxembourg
Cyprus	Malta
Czech Rep.	Netherlands
Denmark	Poland
Estonia	Portugal
Finland	Romania
France	Slovakia
Germany	Slovenia
Greece	Spain
Hungary	Sweden
Ireland	UK

- Influence Overview
- Big Six Fiscal Policy
- Big Six Border Security and Migration Policy**
- Big Six Foreign, Security and Defence Policy
- Affluent Seven EU Policy


First Rank



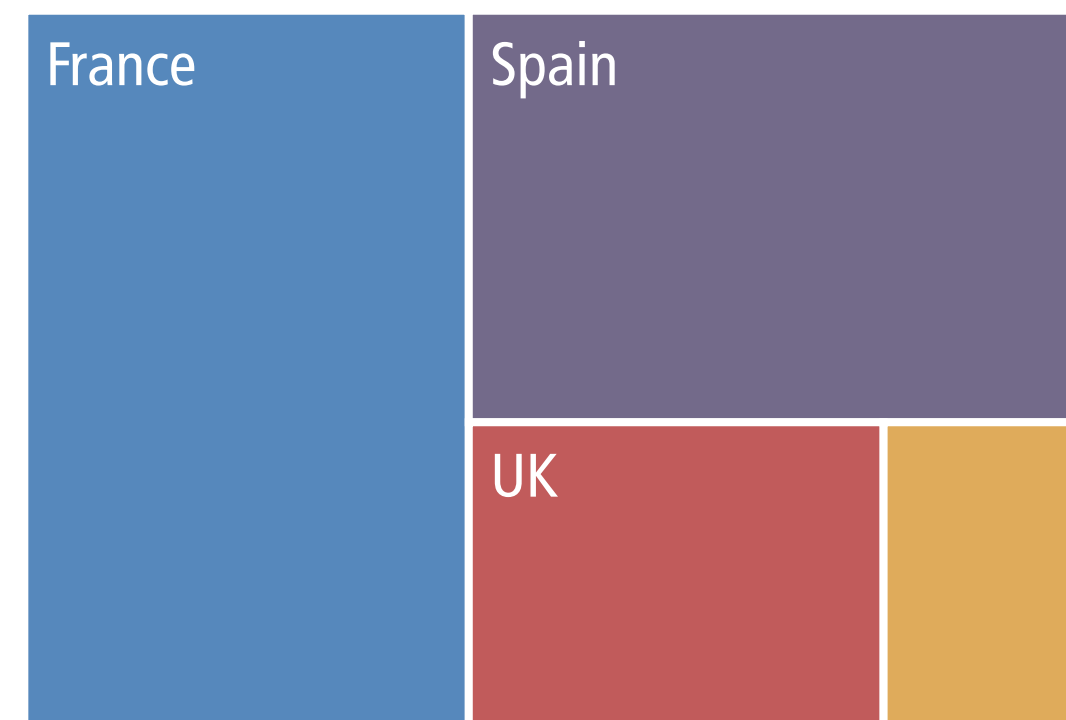
Second Rank




Third Rank




Fourth Rank



Fifth Rank



Sixth Rank



Number of respondents: 12. Size of rectangles corresponds with respondents' respective rankings. Countries with equal values are sorted from A-Z.



Latvia



EU28 Survey

Findings

Chapters

Preferences

**Influence**

Policies & Partners

[ecfr.eu/eucoalitionexplorer](https://ecfr.eu/eucoalitionexplorer)



# Big Six Border Security and Migration Policy Ranking by Lithuania


Q7

“Please rank the six large EU member states according to their influence on EU border security and migration policy over the past two years. (first rank being the most influential)”


EU Big Six Founding Six	Affluent Seven Southern Seven Visegrád Four
Austria	Italy
Belgium	Latvia
Bulgaria	<b>Lithuania</b>
Croatia	Luxembourg
Cyprus	Malta
Czech Rep.	Netherlands
Denmark	Poland
Estonia	Portugal
Finland	Romania
France	Slovakia
Germany	Slovenia
Greece	Spain
Hungary	Sweden
Ireland	UK

- Influence Overview
- Big Six Fiscal Policy
- Big Six Border Security and Migration Policy**
- Big Six Foreign, Security and Defence Policy
- Affluent Seven EU Policy

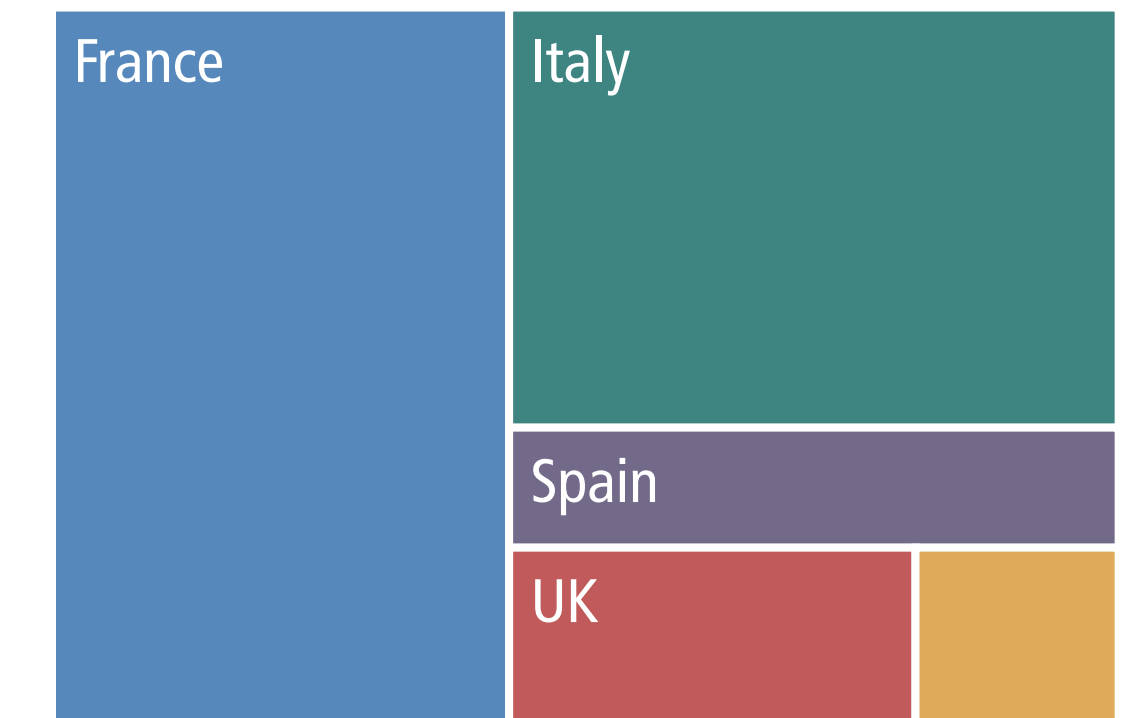
First Rank




Second Rank



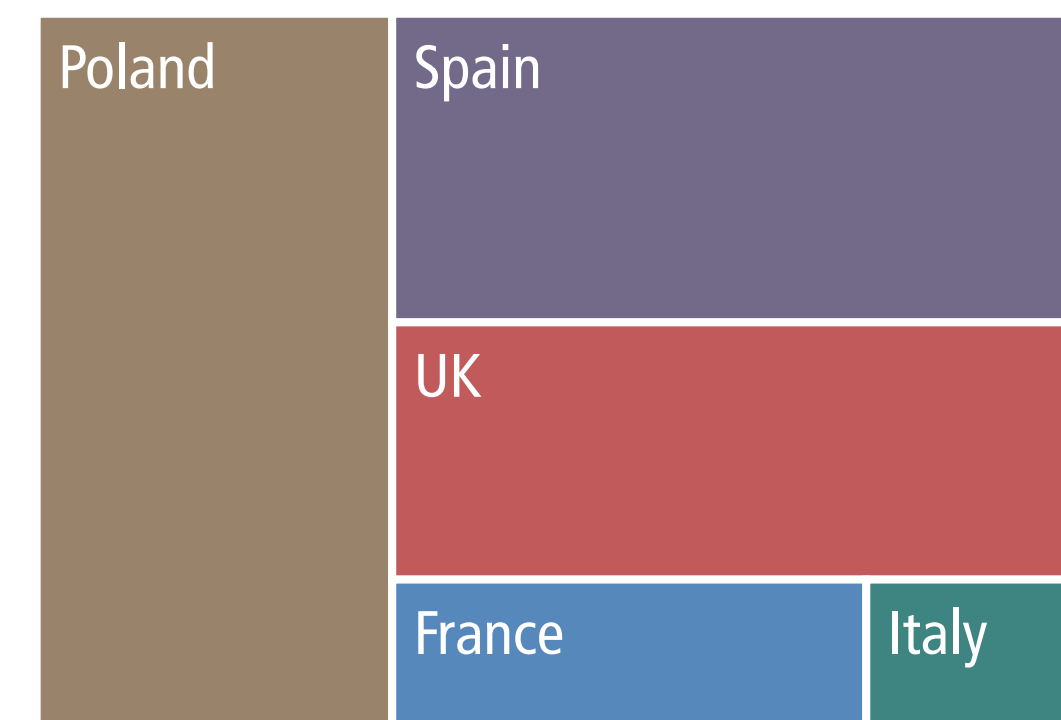
Third Rank




Fourth Rank



Fifth Rank



Sixth Rank



Number of respondents: 21. Size of rectangles corresponds with respondents' respective rankings. Countries with equal values are sorted from A-Z.

# Big Six Border Security and Migration Policy Ranking by Luxembourg


Q7

“Please rank the six large EU member states according to their influence on EU border security and migration policy over the past two years. (first rank being the most influential)”

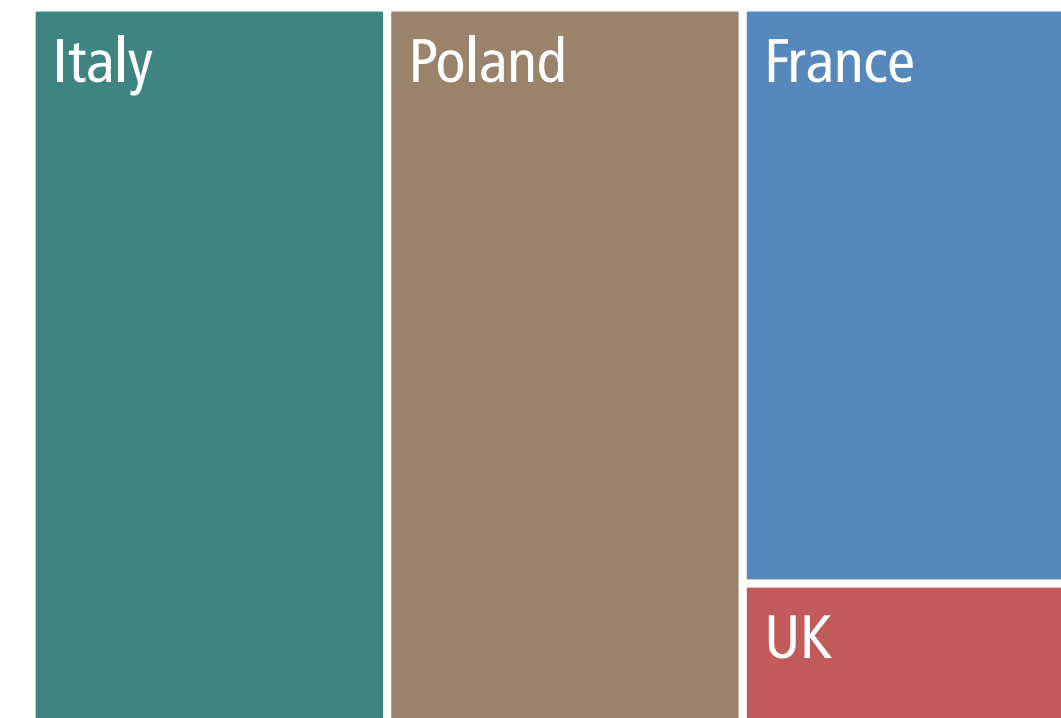
EU Big Six Founding Six	Affluent Seven Southern Seven Visegrád Four
Austria	Italy
Belgium	Latvia
Bulgaria	Lithuania
Croatia	<b>Luxembourg</b>
Cyprus	Malta
Czech Rep.	Netherlands
Denmark	Poland
Estonia	Portugal
Finland	Romania
France	Slovakia
Germany	Slovenia
Greece	Spain
Hungary	Sweden
Ireland	UK

- Influence Overview
- Big Six Fiscal Policy
- Big Six Border Security and Migration Policy**
- Big Six Foreign, Security and Defence Policy
- Affluent Seven EU Policy

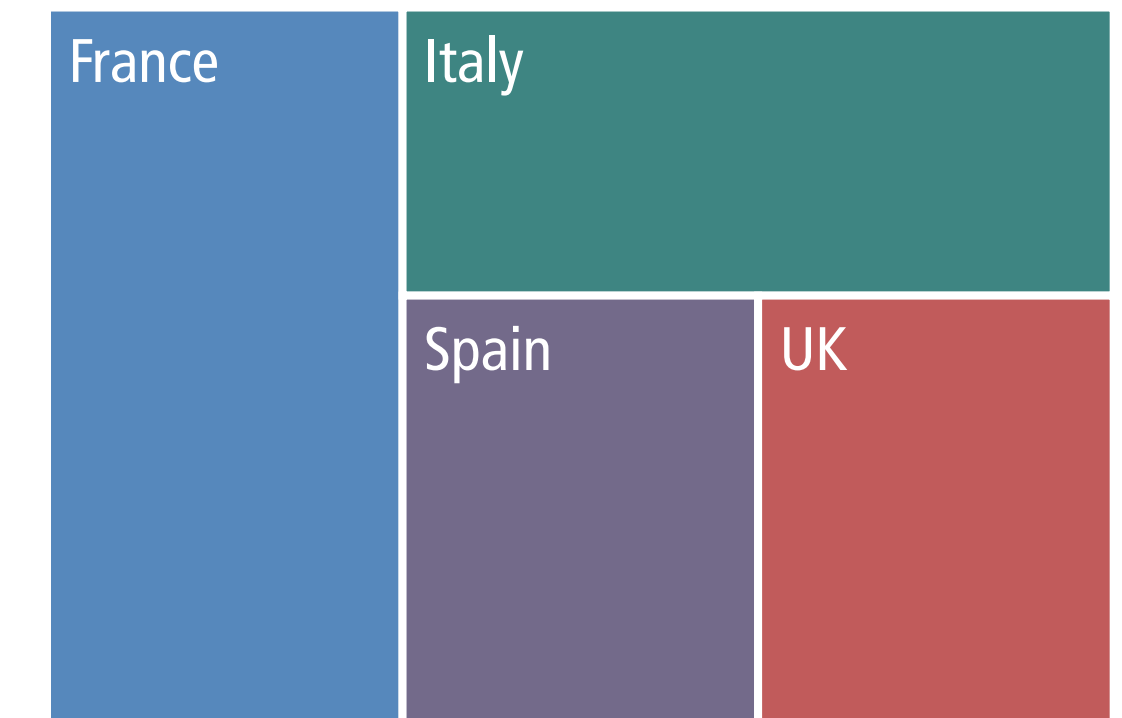
First Rank




Second Rank




Third Rank



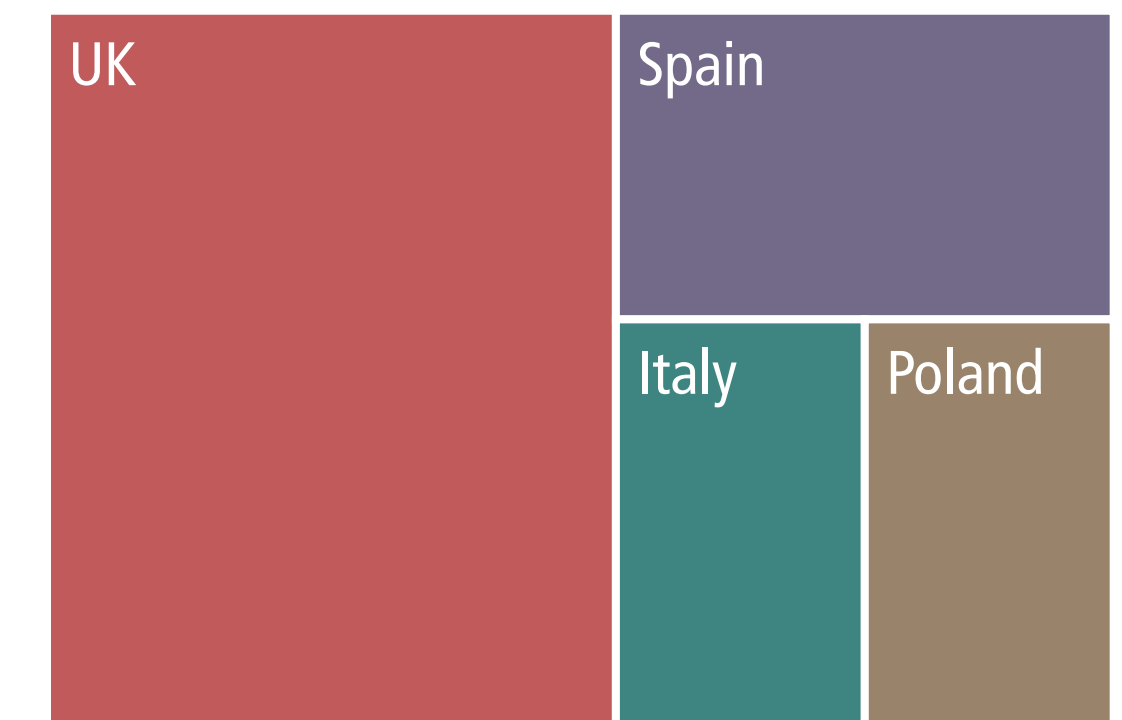
Fourth Rank



Fifth Rank



Sixth Rank



Number of respondents: 15. Size of rectangles corresponds with respondents' respective rankings. Countries with equal values are sorted from A-Z.



# Big Six Border Security and Migration Policy Ranking by Malta


Q7

“Please rank the six large EU member states according to their influence on EU border security and migration policy over the past two years. (first rank being the most influential)”

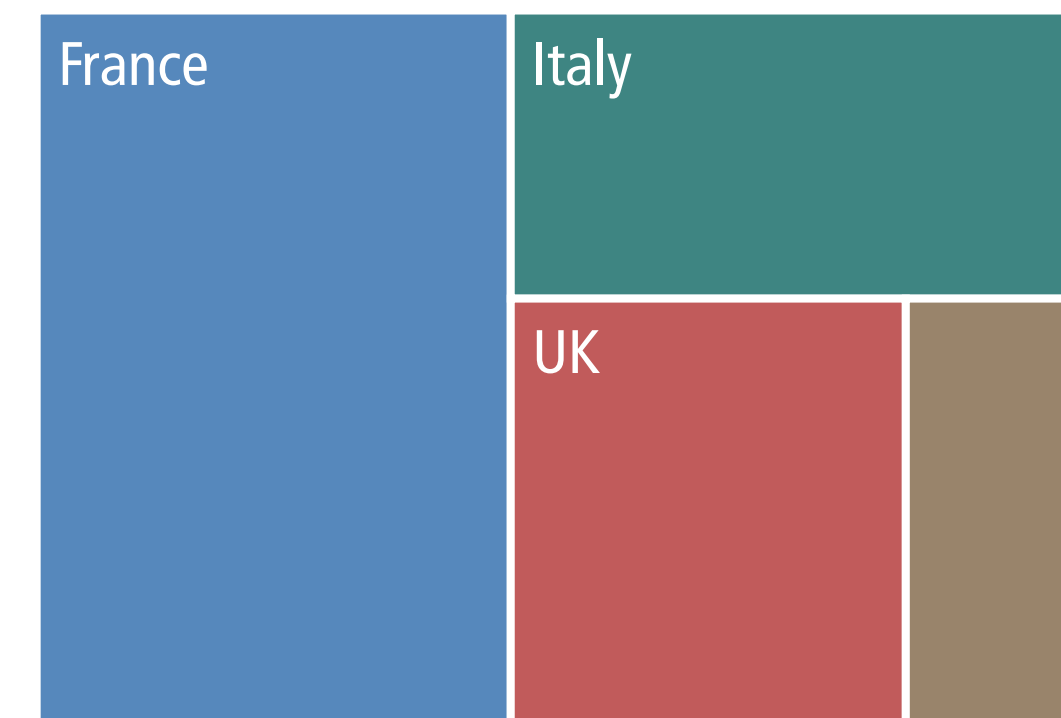
EU Big Six Founding Six	Affluent Seven Southern Seven Visegrád Four
Austria	Italy
Belgium	Latvia
Bulgaria	Lithuania
Croatia	Luxembourg
Cyprus	<b>Malta</b>
Czech Rep.	Netherlands
Denmark	Poland
Estonia	Portugal
Finland	Romania
France	Slovakia
Germany	Slovenia
Greece	Spain
Hungary	Sweden
Ireland	UK

- Influence Overview
- Big Six Fiscal Policy
- Big Six Border Security and Migration Policy**
- Big Six Foreign, Security and Defence Policy
- Affluent Seven EU Policy

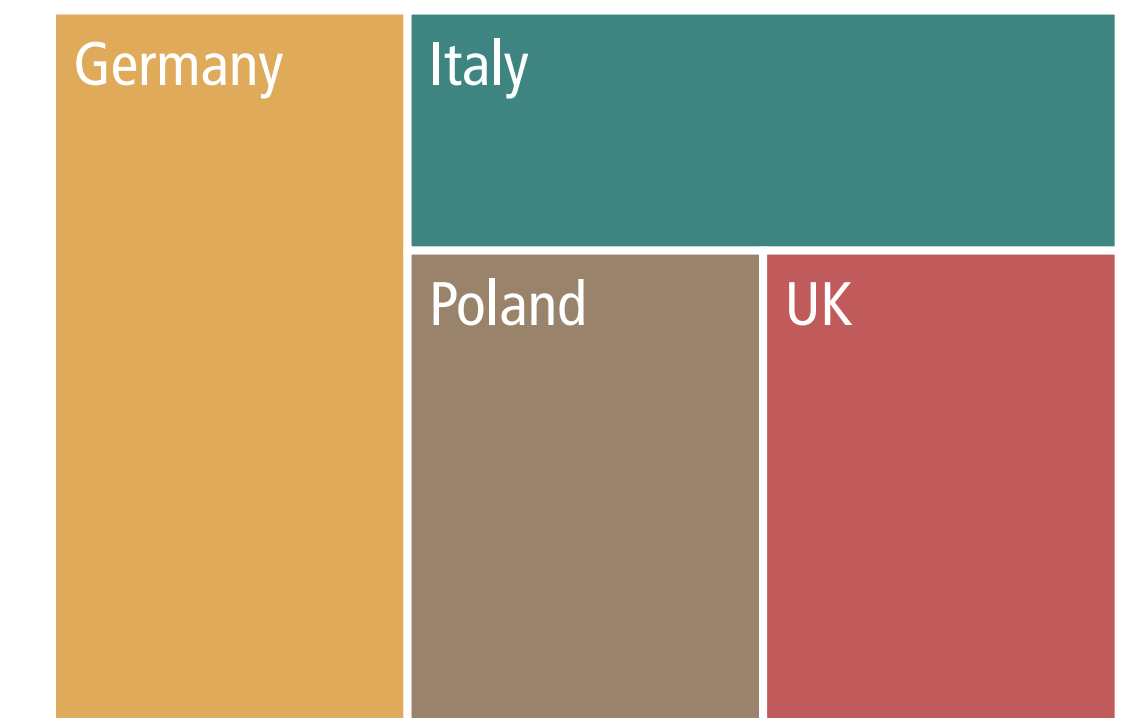
First Rank




Second Rank




Third Rank



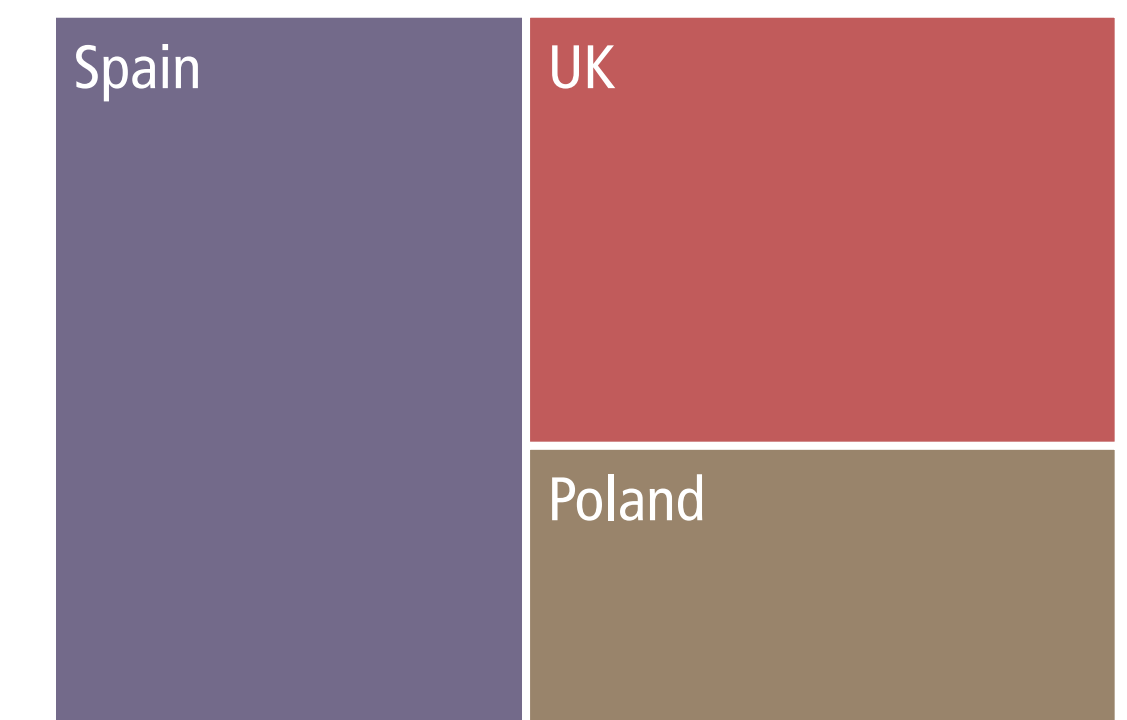
Fourth Rank



Fifth Rank



Sixth Rank



Number of respondents: 9. Size of rectangles corresponds with respondents' respective rankings. Countries with equal values are sorted from A-Z.

# Big Six Border Security and Migration Policy Ranking by Netherlands


Q7

“Please rank the six large EU member states according to their influence on EU border security and migration policy over the past two years. (first rank being the most influential)”

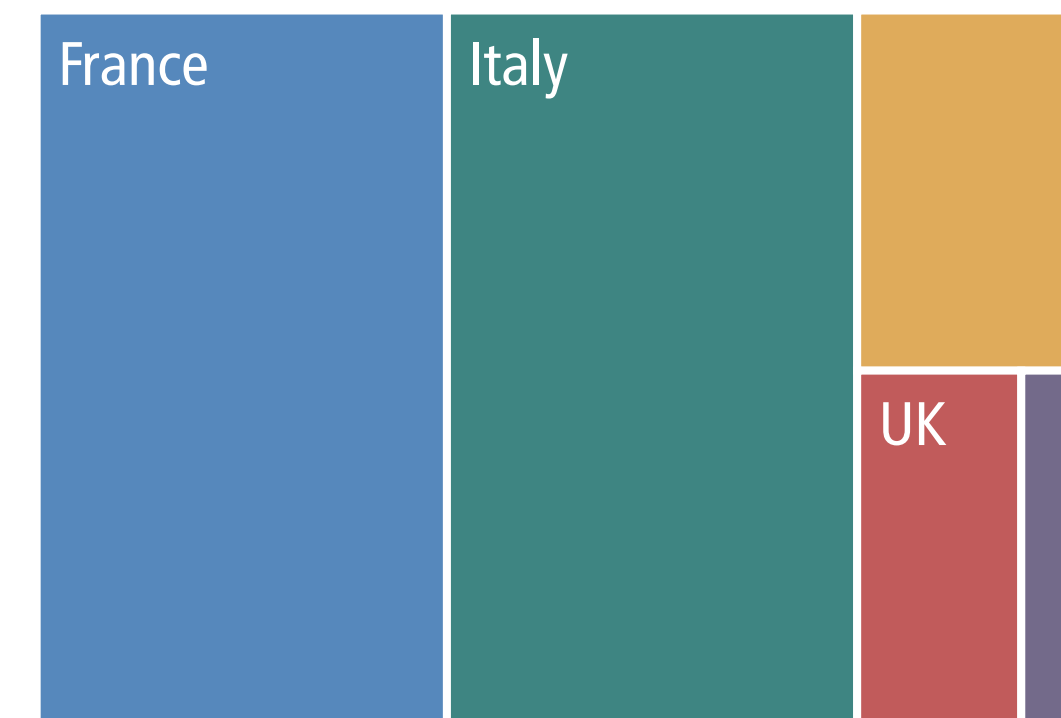
EU Big Six Founding Six	Affluent Seven Southern Seven Visegrád Four
Austria	Italy
Belgium	Latvia
Bulgaria	Lithuania
Croatia	Luxembourg
Cyprus	Malta
Czech Rep.	<b>Netherlands</b>
Denmark	Poland
Estonia	Portugal
Finland	Romania
France	Slovakia
Germany	Slovenia
Greece	Spain
Hungary	Sweden
Ireland	UK

- Influence Overview
- Big Six Fiscal Policy
- Big Six Border Security and Migration Policy**
- Big Six Foreign, Security and Defence Policy
- Affluent Seven EU Policy

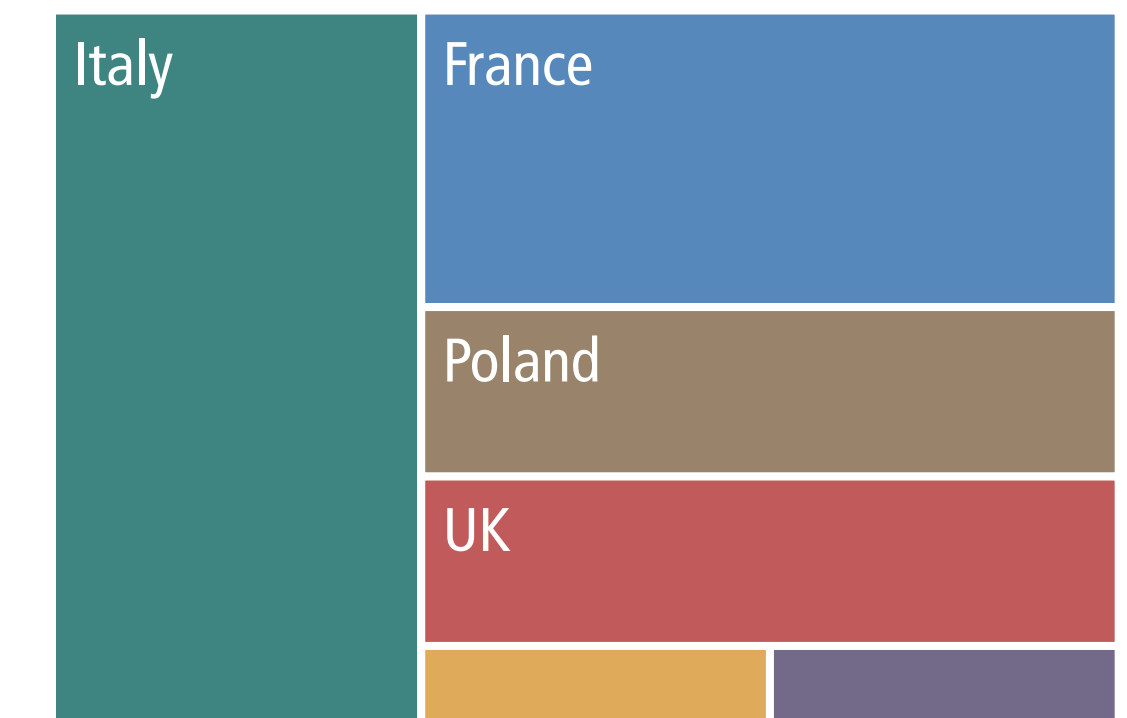
First Rank




Second Rank



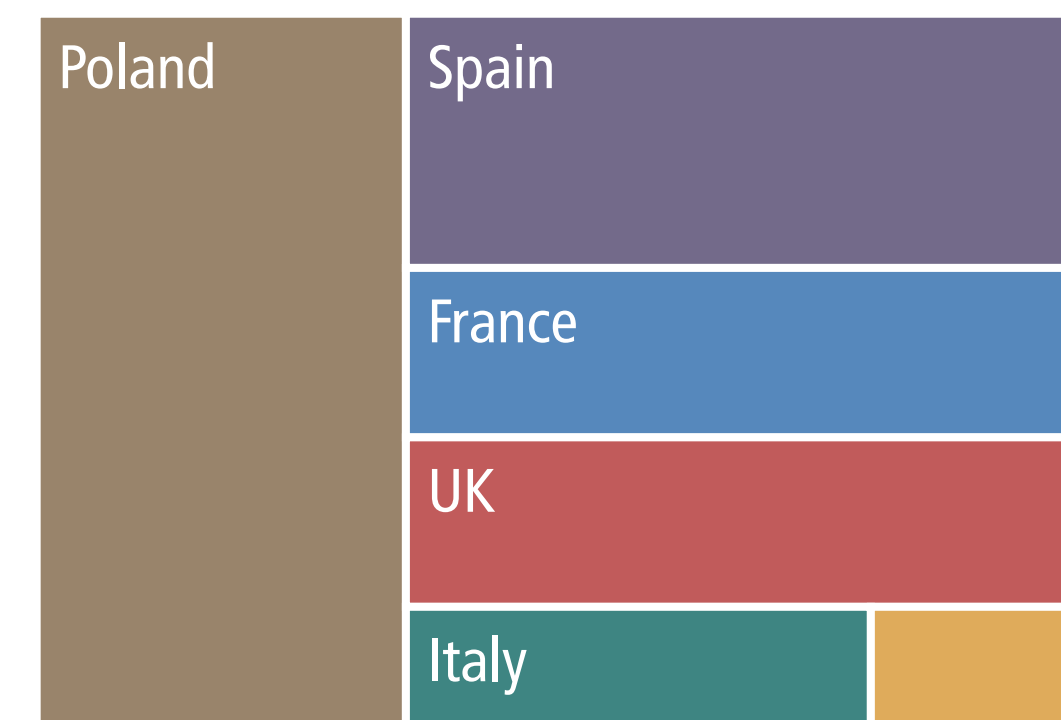
Third Rank




Fourth Rank



Fifth Rank



Sixth Rank



Number of respondents: 26. Size of rectangles corresponds with respondents' respective rankings. Countries with equal values are sorted from A-Z.



# Big Six Border Security and Migration Policy Ranking by Poland


Q7

“Please rank the six large EU member states according to their influence on EU border security and migration policy over the past two years. (first rank being the most influential)”

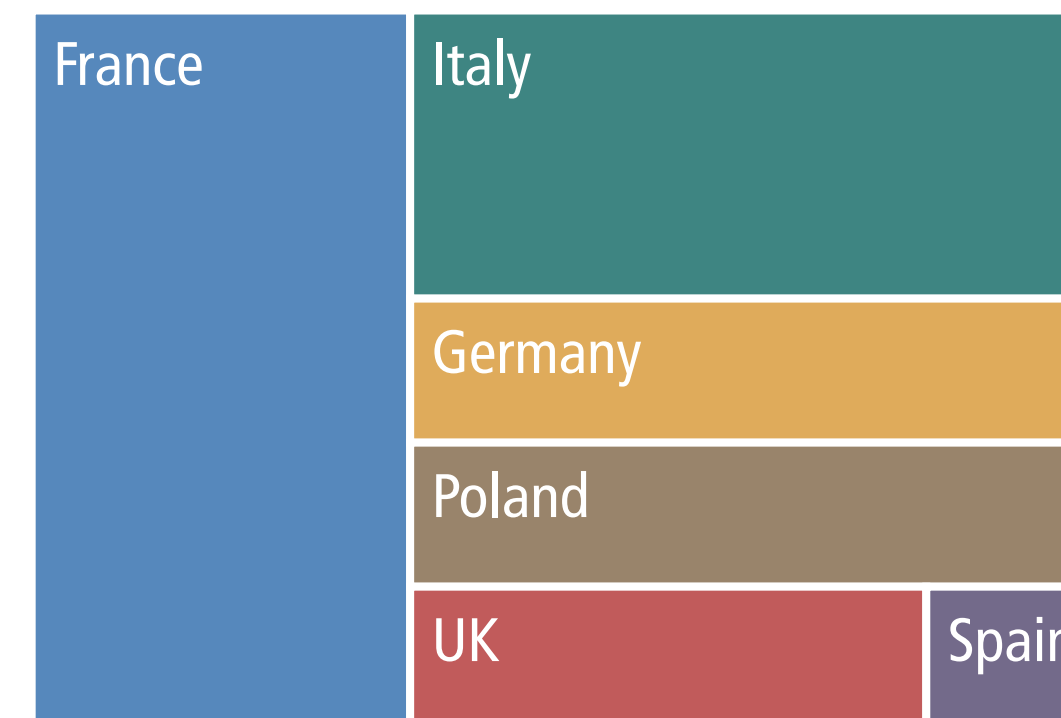
EU Big Six Founding Six	Affluent Seven Southern Seven Visegrád Four
Austria	Italy
Belgium	Latvia
Bulgaria	Lithuania
Croatia	Luxembourg
Cyprus	Malta
Czech Rep.	Netherlands
Denmark	<b>Poland</b>
Estonia	Portugal
Finland	Romania
France	Slovakia
Germany	Slovenia
Greece	Spain
Hungary	Sweden
Ireland	UK

- Influence Overview
- Big Six Fiscal Policy
- Big Six Border Security and Migration Policy**
- Big Six Foreign, Security and Defence Policy
- Affluent Seven EU Policy


First Rank




Second Rank




Third Rank



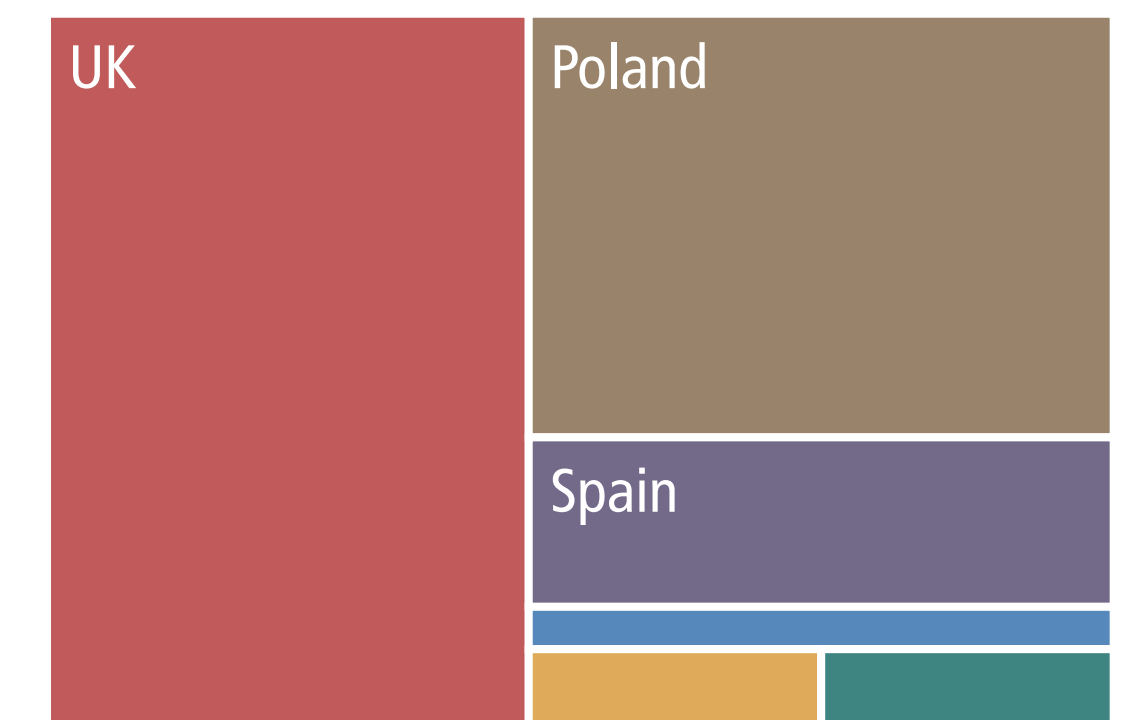
Fourth Rank



Fifth Rank



Sixth Rank



Number of respondents: 31. Size of rectangles corresponds with respondents' respective rankings. Countries with equal values are sorted from A-Z.

# Big Six Border Security and Migration Policy Ranking by Portugal

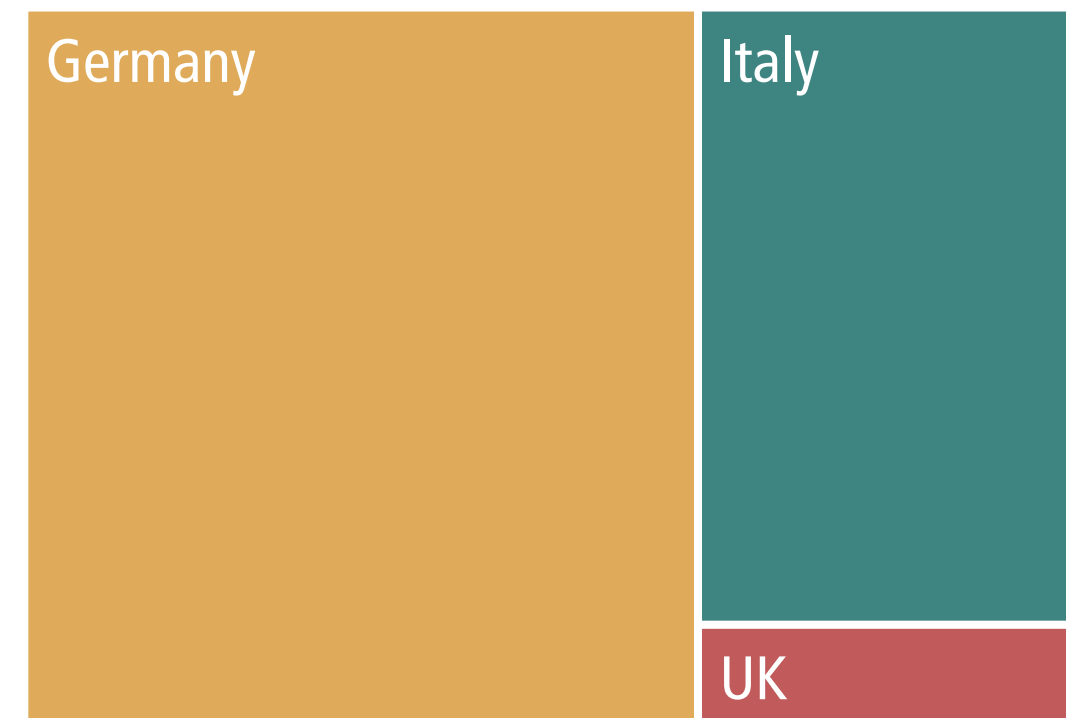
Q7

“Please rank the six large EU member states according to their influence on EU border security and migration policy over the past two years. (first rank being the most influential)”

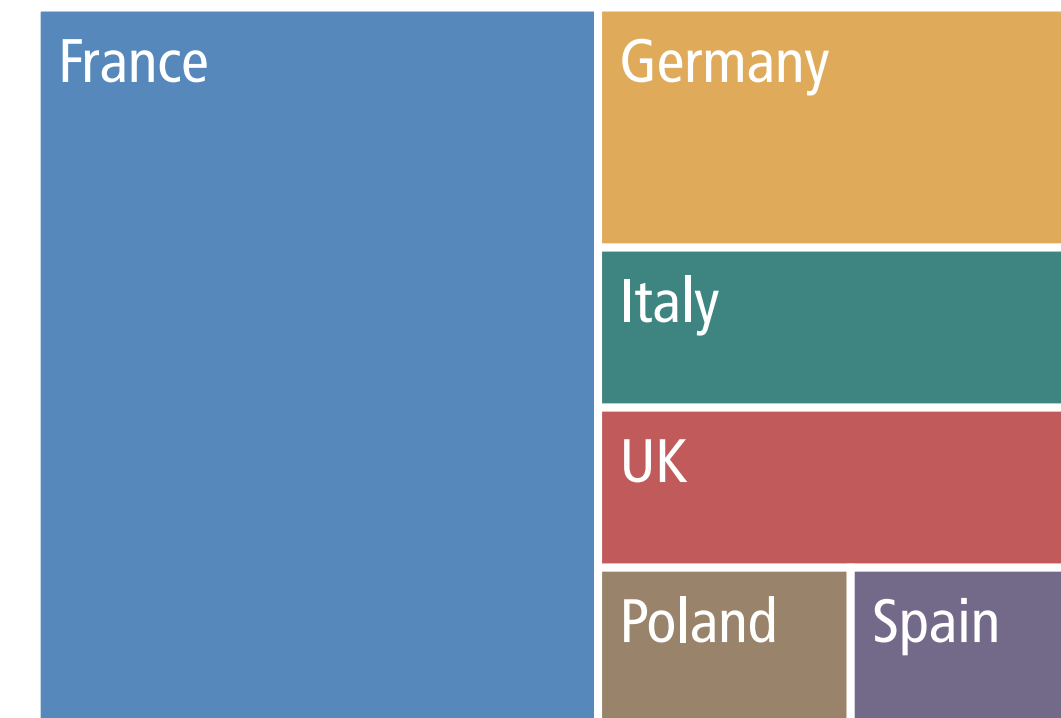
EU Big Six Founding Six	Affluent Seven Southern Seven Visegrád Four
Austria	Italy
Belgium	Latvia
Bulgaria	Lithuania
Croatia	Luxembourg
Cyprus	Malta
Czech Rep.	Netherlands
Denmark	Poland
Estonia	<b>Portugal</b>
Finland	Romania
France	Slovakia
Germany	Slovenia
Greece	Spain
Hungary	Sweden
Ireland	UK

- Influence Overview
- Big Six Fiscal Policy
- Big Six Border Security and Migration Policy**
- Big Six Foreign, Security and Defence Policy
- Affluent Seven EU Policy


First Rank



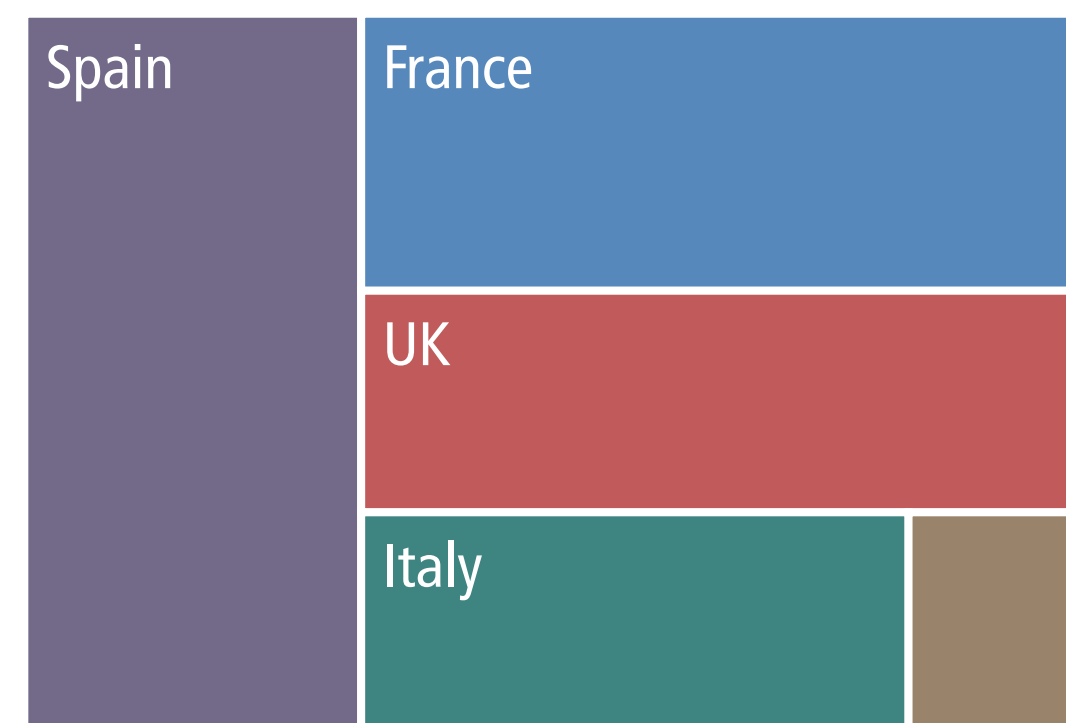
Second Rank




Third Rank



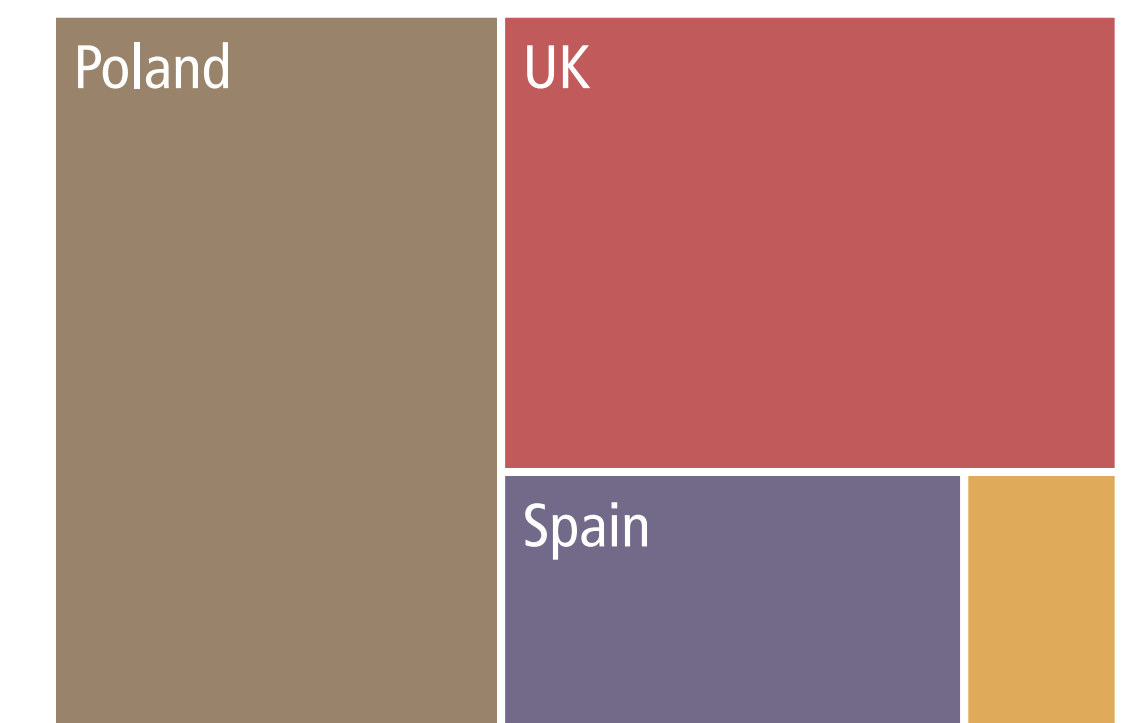
Fourth Rank



Fifth Rank



Sixth Rank



Number of respondents: 19. Size of rectangles corresponds with respondents' respective rankings. Countries with equal values are sorted from A-Z.



# Big Six Border Security and Migration Policy Ranking by Romania


Q7

“Please rank the six large EU member states according to their influence on EU border security and migration policy over the past two years. (first rank being the most influential)”

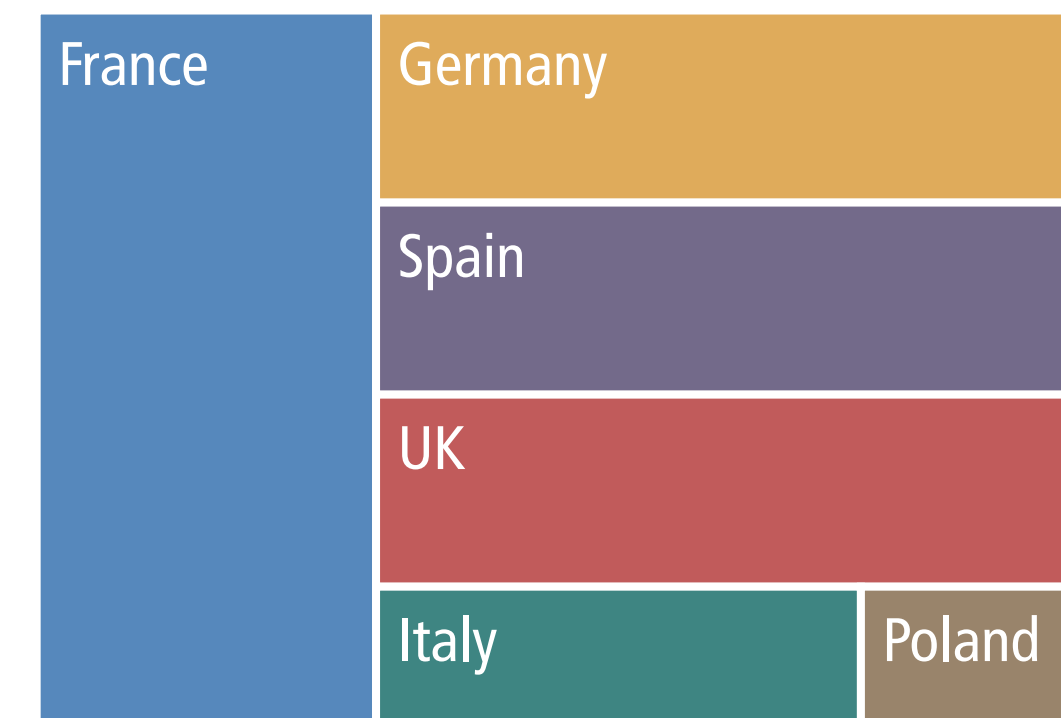
EU Big Six Founding Six	Affluent Seven Southern Seven Visegrád Four
Austria	Italy
Belgium	Latvia
Bulgaria	Lithuania
Croatia	Luxembourg
Cyprus	Malta
Czech Rep.	Netherlands
Denmark	Poland
Estonia	Portugal
Finland	<b>Romania</b>
France	Slovakia
Germany	Slovenia
Greece	Spain
Hungary	Sweden
Ireland	UK

- Influence Overview
- Big Six Fiscal Policy
- Big Six Border Security and Migration Policy**
- Big Six Foreign, Security and Defence Policy
- Affluent Seven EU Policy

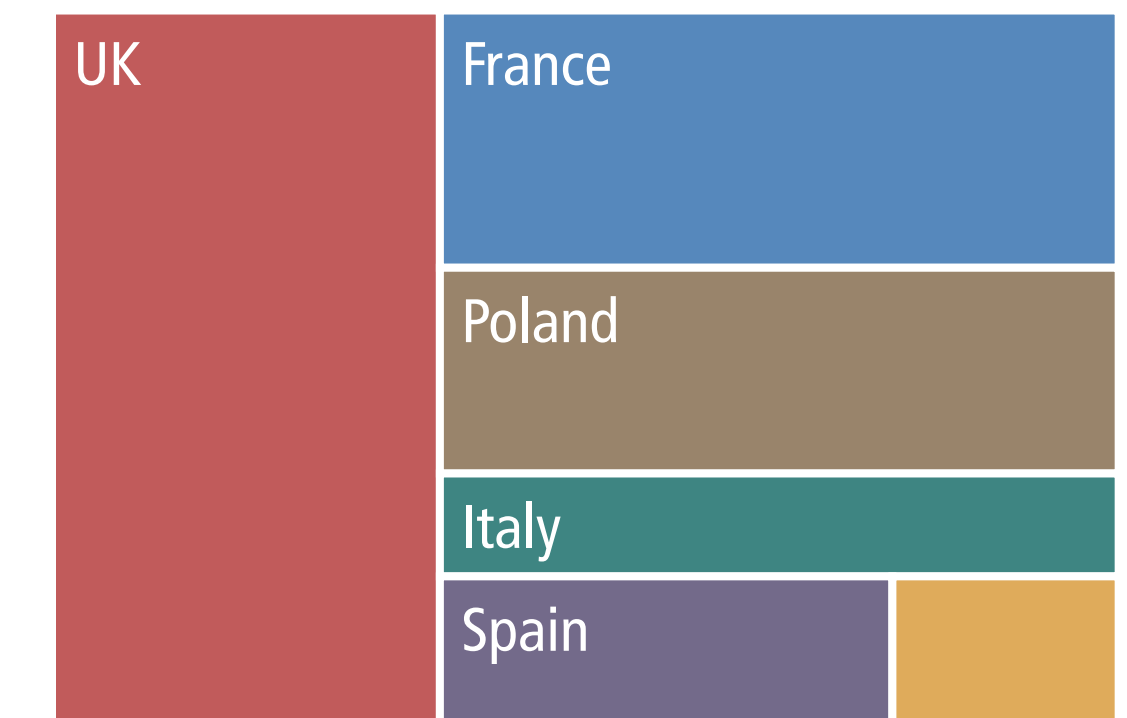
First Rank




Second Rank



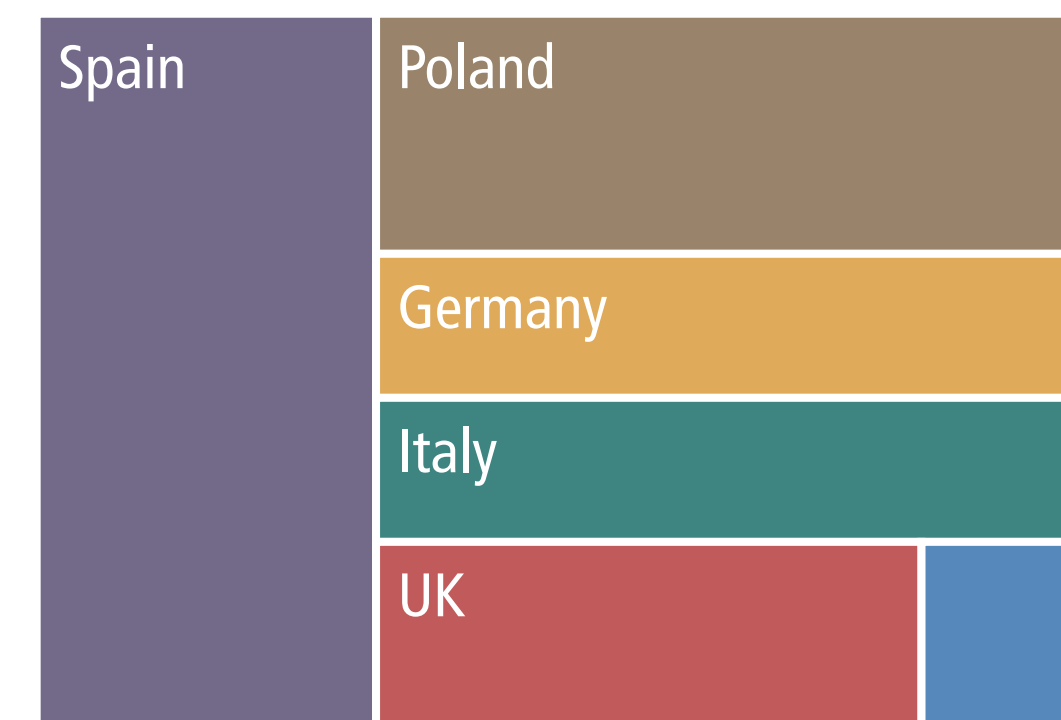
Third Rank



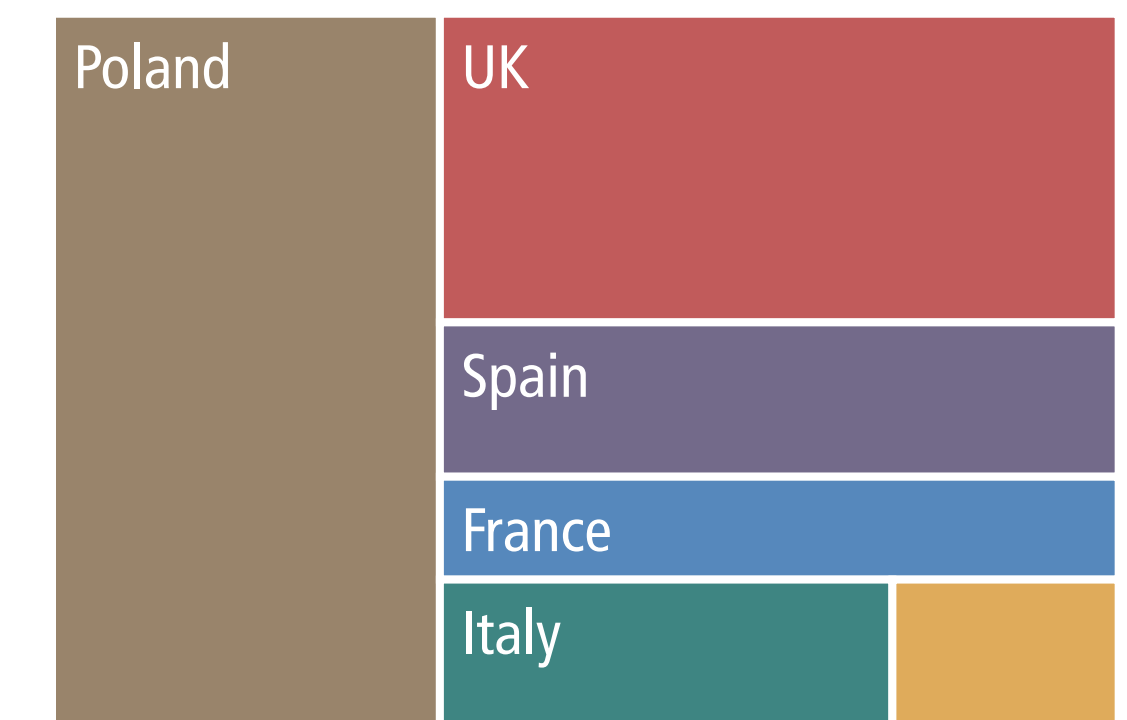
Fourth Rank



Fifth Rank



Sixth Rank



Number of respondents: 22. Size of rectangles corresponds with respondents' respective rankings. Countries with equal values are sorted from A-Z.

# Big Six Border Security and Migration Policy Ranking by Slovakia


Q7

“Please rank the six large EU member states according to their influence on EU border security and migration policy over the past two years. (first rank being the most influential)”


EU Big Six Founding Six	Affluent Seven Southern Seven Visegrád Four
Austria	Italy
Belgium	Latvia
Bulgaria	Lithuania
Croatia	Luxembourg
Cyprus	Malta
Czech Rep.	Netherlands
Denmark	Poland
Estonia	Portugal
Finland	Romania
France	<b>Slovakia</b>
Germany	Slovenia
Greece	Spain
Hungary	Sweden
Ireland	UK

- Influence Overview
- Big Six Fiscal Policy
- Big Six Border Security and Migration Policy**
- Big Six Foreign, Security and Defence Policy
- Affluent Seven EU Policy

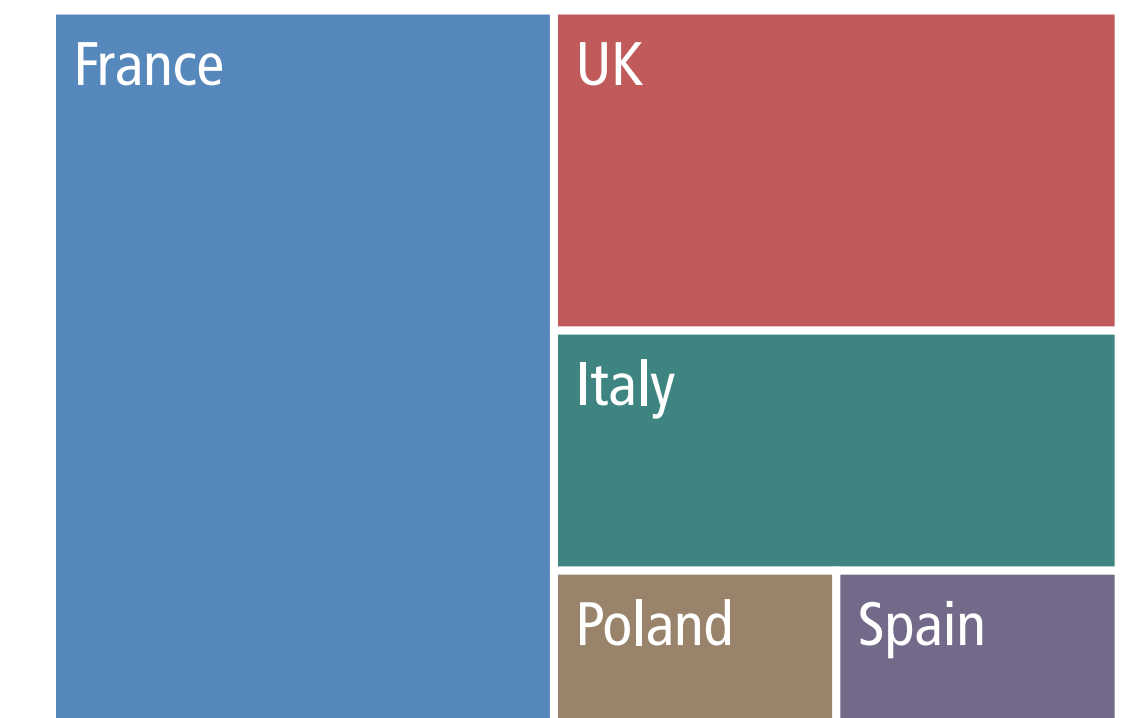
First Rank



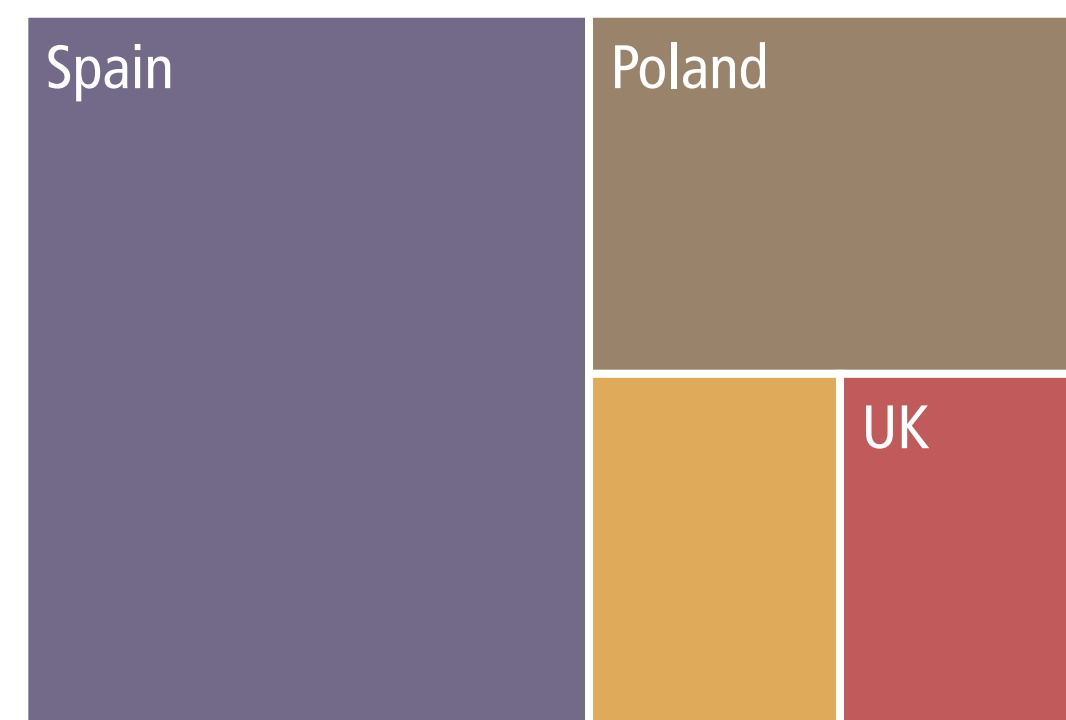
Second Rank



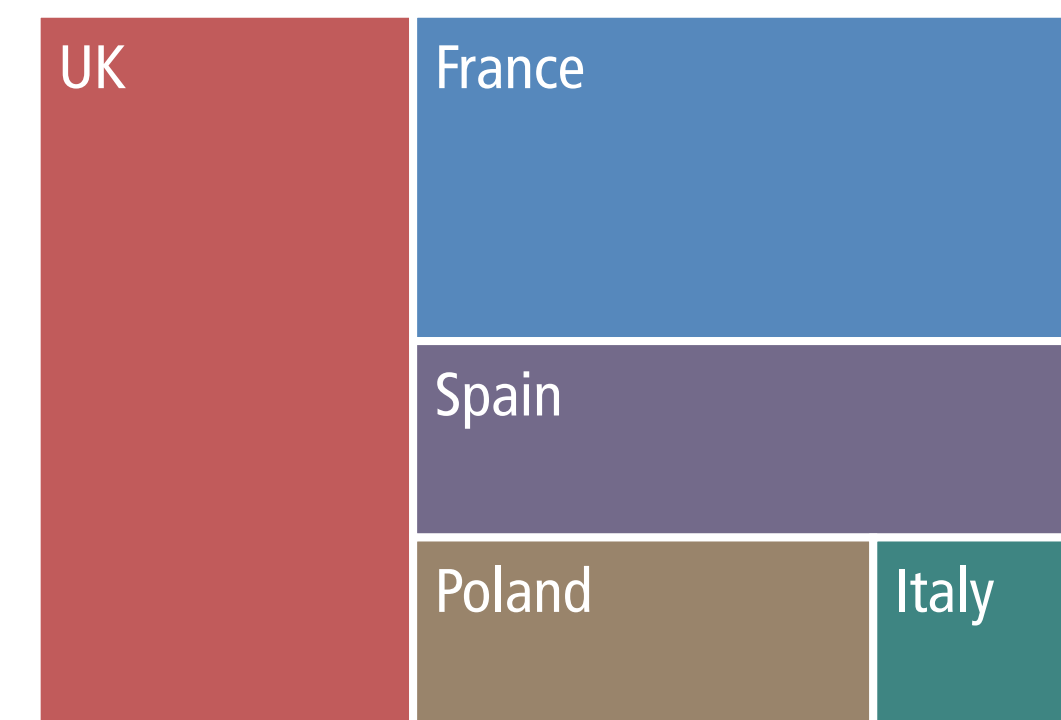
Third Rank




Fourth Rank



Fifth Rank



Sixth Rank



Number of respondents: 17. Size of rectangles corresponds with respondents' respective rankings. Countries with equal values are sorted from A-Z.



# Big Six Border Security and Migration Policy Ranking by Slovenia

**Q7** "Please rank the six large EU member states according to their influence on EU border security and migration policy over the past two years. (first rank being the most influential)"


EU Big Six Founding Six	Affluent Seven Southern Seven Visegrád Four
Austria	Italy
Belgium	Latvia
Bulgaria	Lithuania
Croatia	Luxembourg
Cyprus	Malta
Czech Rep.	Netherlands
Denmark	Poland
Estonia	Portugal
Finland	Romania
France	Slovakia
Germany	<b>Slovenia</b>
Greece	Spain
Hungary	Sweden
Ireland	UK

- Influence Overview
- Big Six Fiscal Policy
- Big Six Border Security and Migration Policy**
- Big Six Foreign, Security and Defence Policy
- Affluent Seven EU Policy


First Rank



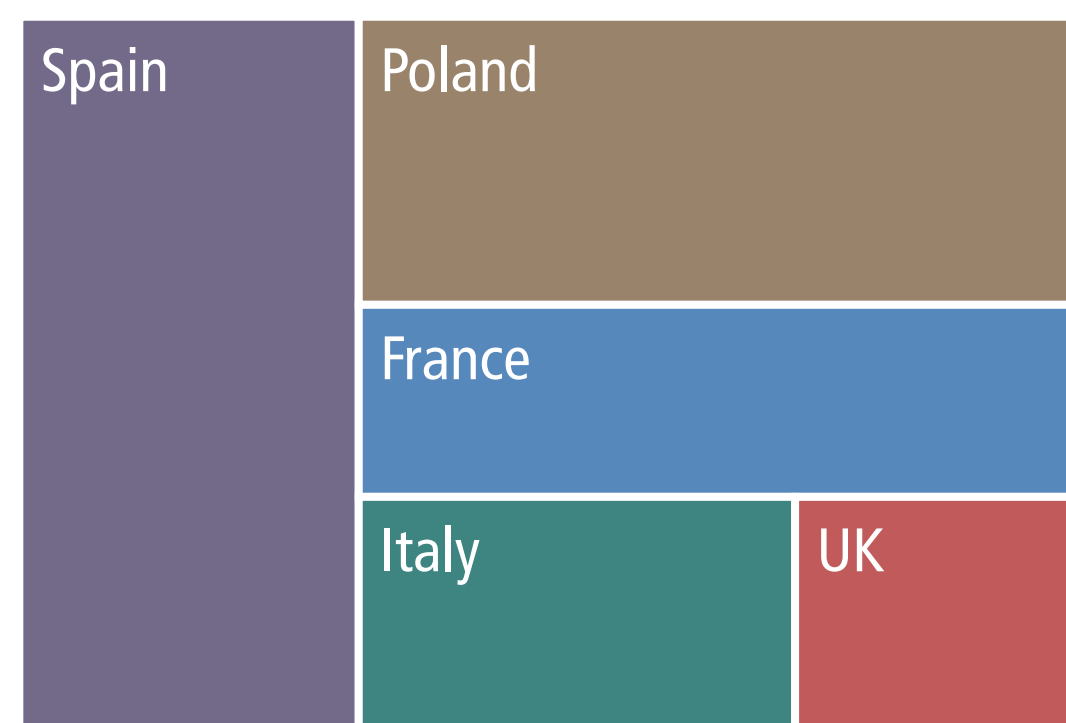
Second Rank



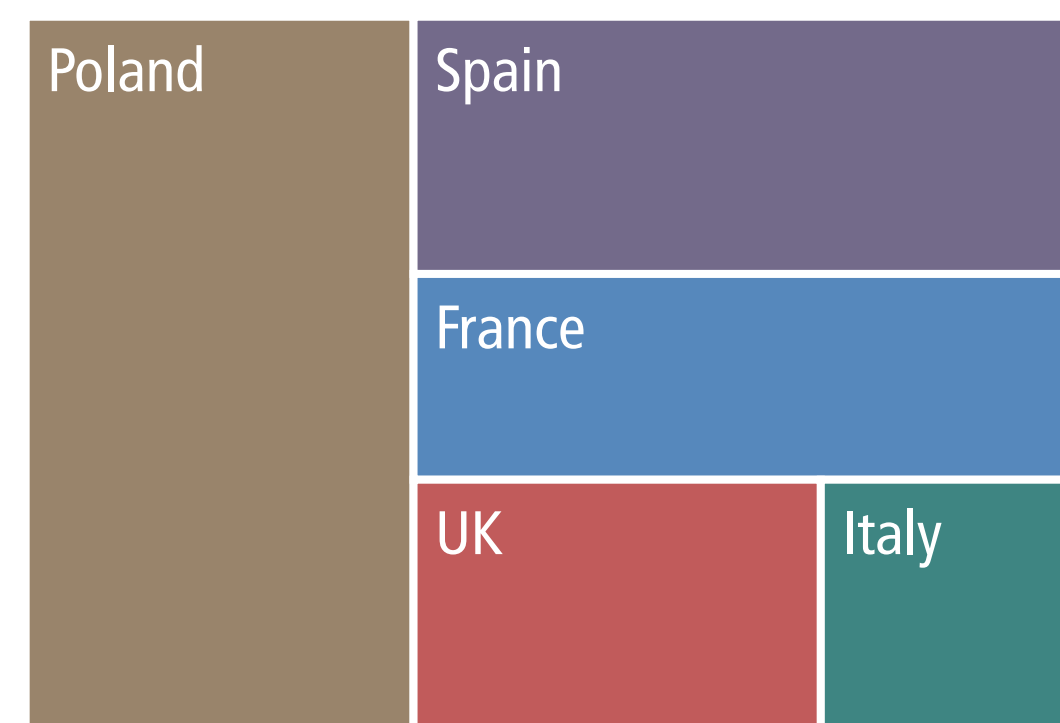
Third Rank




Fourth Rank



Fifth Rank



Sixth Rank



Number of respondents: 22. Size of rectangles corresponds with respondents' respective rankings. Countries with equal values are sorted from A-Z.

# Big Six Border Security and Migration Policy Ranking by Spain

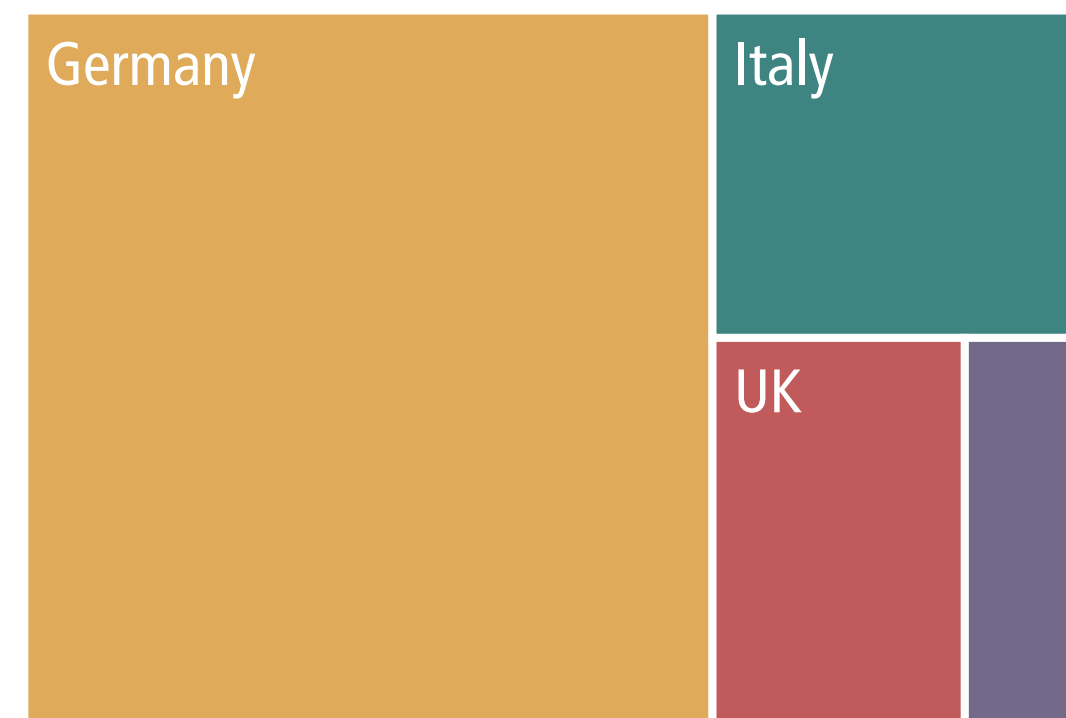
Q7

“Please rank the six large EU member states according to their influence on EU border security and migration policy over the past two years. (first rank being the most influential)”


EU Big Six Founding Six	Affluent Seven Southern Seven Visegrád Four
Austria	Italy
Belgium	Latvia
Bulgaria	Lithuania
Croatia	Luxembourg
Cyprus	Malta
Czech Rep.	Netherlands
Denmark	Poland
Estonia	Portugal
Finland	Romania
France	Slovakia
Germany	Slovenia
Greece	<b>Spain</b>
Hungary	Sweden
Ireland	UK

- Influence Overview
- Big Six Fiscal Policy
- Big Six Border Security and Migration Policy**
- Big Six Foreign, Security and Defence Policy
- Affluent Seven EU Policy

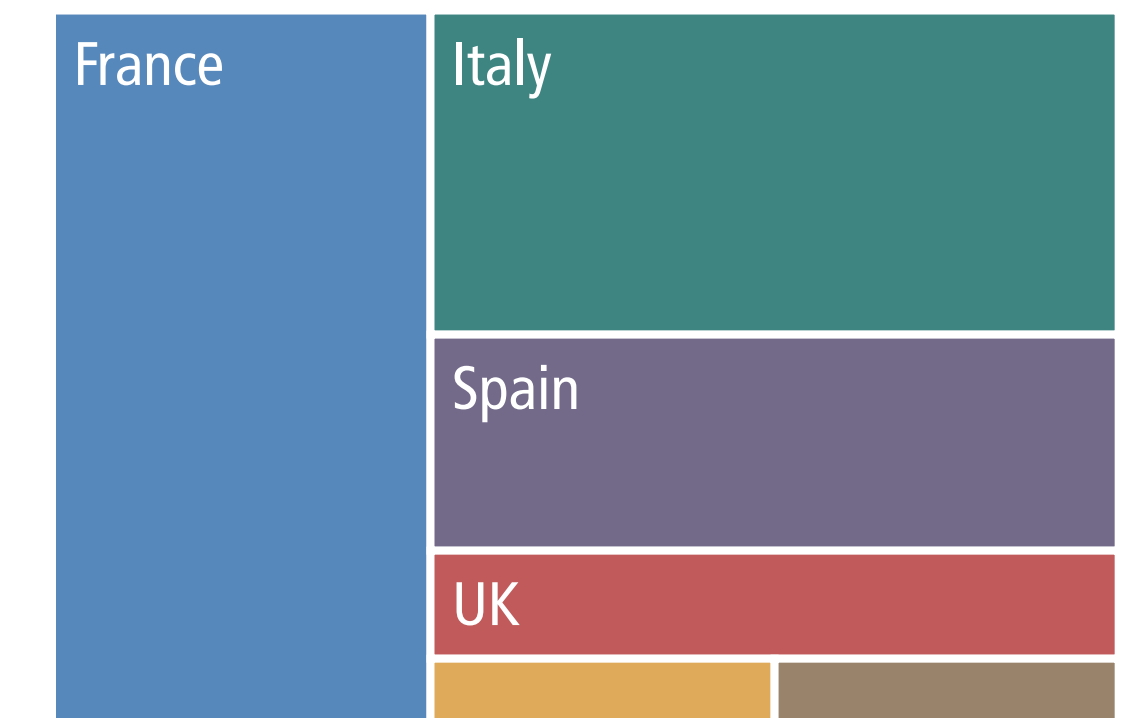
First Rank




Second Rank



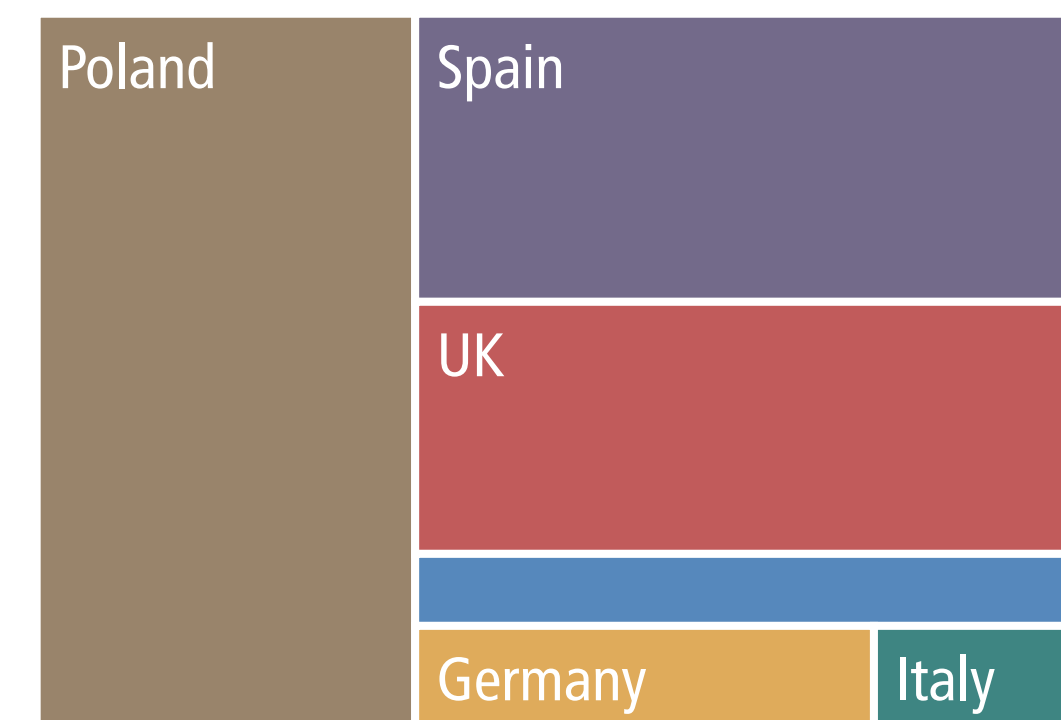
Third Rank




Fourth Rank



Fifth Rank



Sixth Rank



Number of respondents: 31. Size of rectangles corresponds with respondents' respective rankings. Countries with equal values are sorted from A-Z.



# Big Six Border Security and Migration Policy Ranking by Sweden


Q7

“Please rank the six large EU member states according to their influence on EU border security and migration policy over the past two years. (first rank being the most influential)”

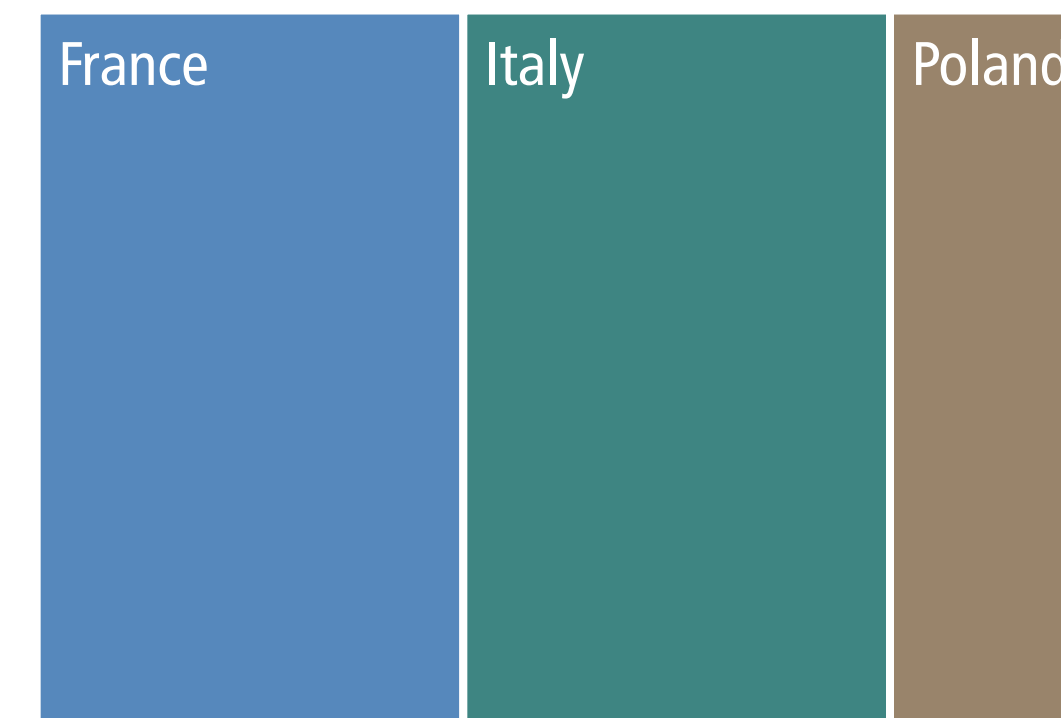
EU Big Six Founding Six	Affluent Seven Southern Seven Visegrád Four
Austria	Italy
Belgium	Latvia
Bulgaria	Lithuania
Croatia	Luxembourg
Cyprus	Malta
Czech Rep.	Netherlands
Denmark	Poland
Estonia	Portugal
Finland	Romania
France	Slovakia
Germany	Slovenia
Greece	Spain
Hungary	<b>Sweden</b>
Ireland	UK

- Influence Overview
- Big Six Fiscal Policy
- Big Six Border Security and Migration Policy**
- Big Six Foreign, Security and Defence Policy
- Affluent Seven EU Policy

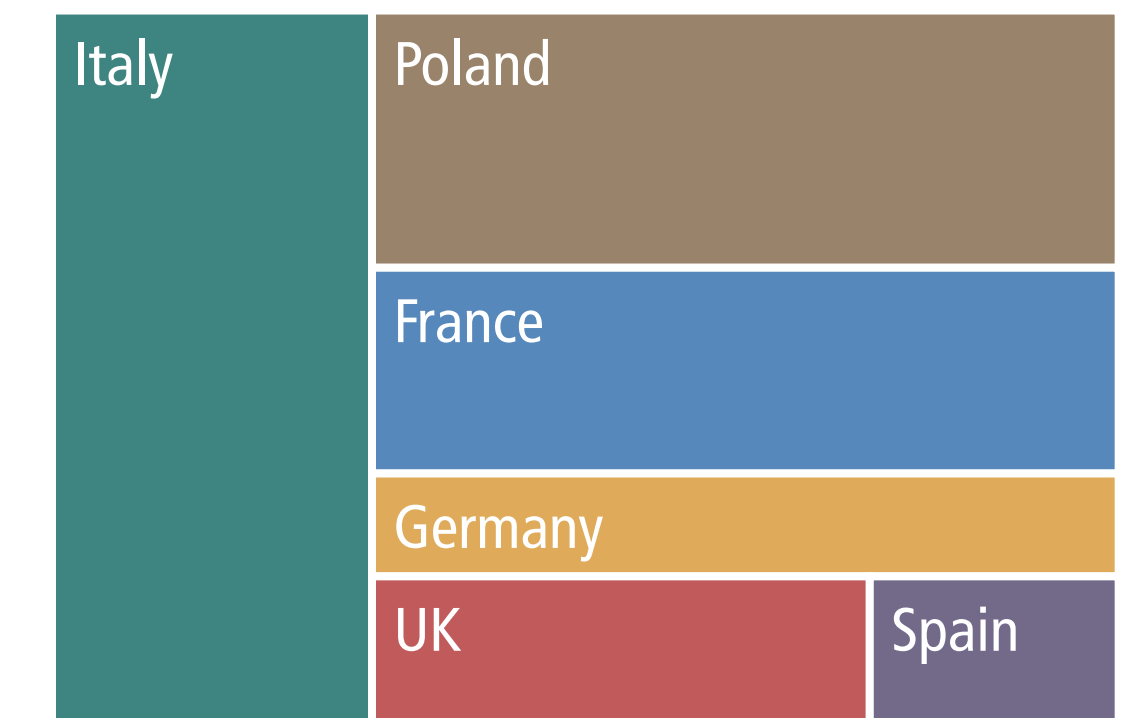
First Rank



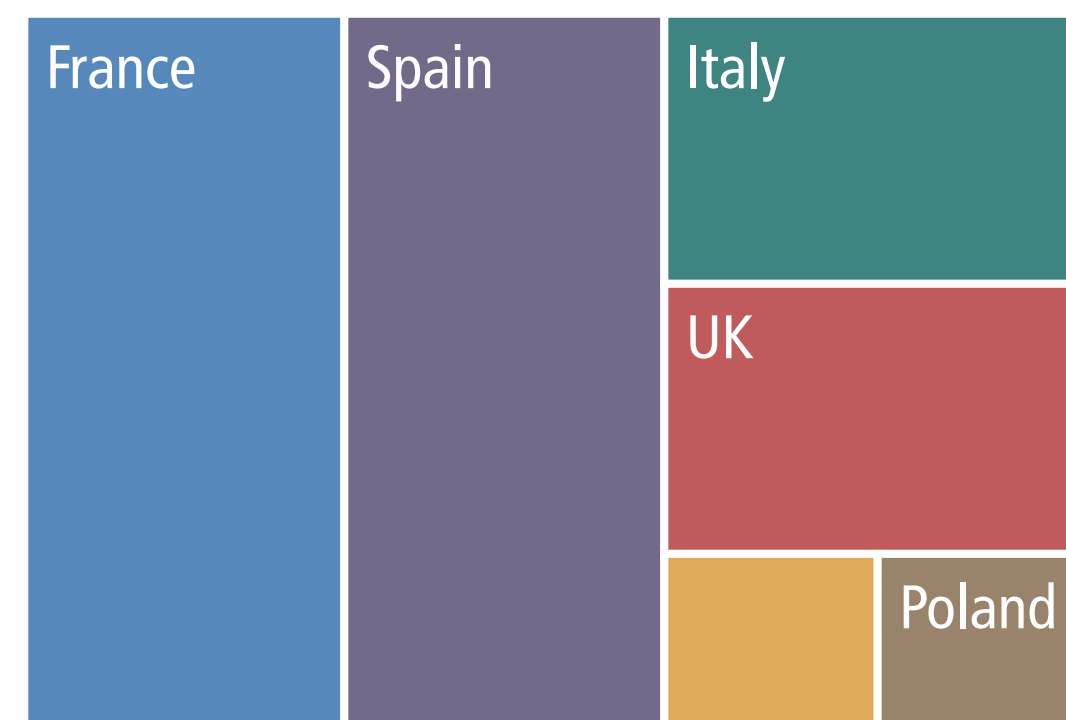
Second Rank



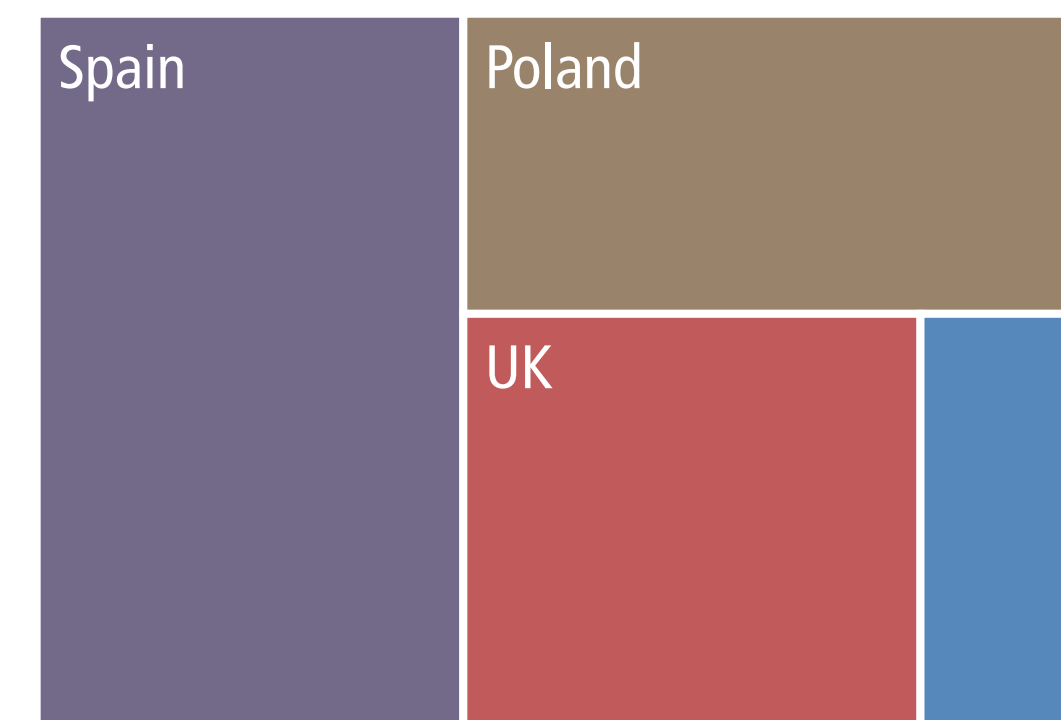
Third Rank




Fourth Rank



Fifth Rank



Sixth Rank



Number of respondents: 20. Size of rectangles corresponds with respondents' respective rankings. Countries with equal values are sorted from A-Z.

# Big Six Border Security and Migration Policy Ranking by UK


Q7

“Please rank the six large EU member states according to their influence on EU border security and migration policy over the past two years. (first rank being the most influential)”

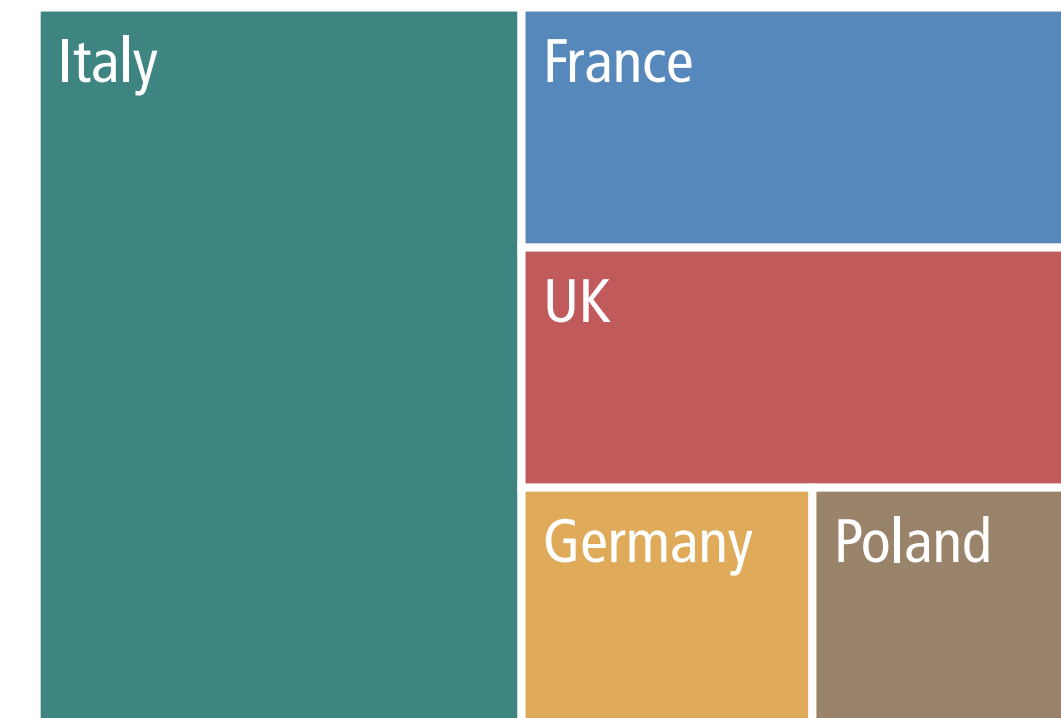
EU Big Six Founding Six	Affluent Seven Southern Seven Visegrád Four
Austria	Italy
Belgium	Latvia
Bulgaria	Lithuania
Croatia	Luxembourg
Cyprus	Malta
Czech Rep.	Netherlands
Denmark	Poland
Estonia	Portugal
Finland	Romania
France	Slovakia
Germany	Slovenia
Greece	Spain
Hungary	Sweden
Ireland	UK

- Influence Overview
- Big Six Fiscal Policy
- Big Six Border Security and Migration Policy**
- Big Six Foreign, Security and Defence Policy
- Affluent Seven EU Policy


First Rank



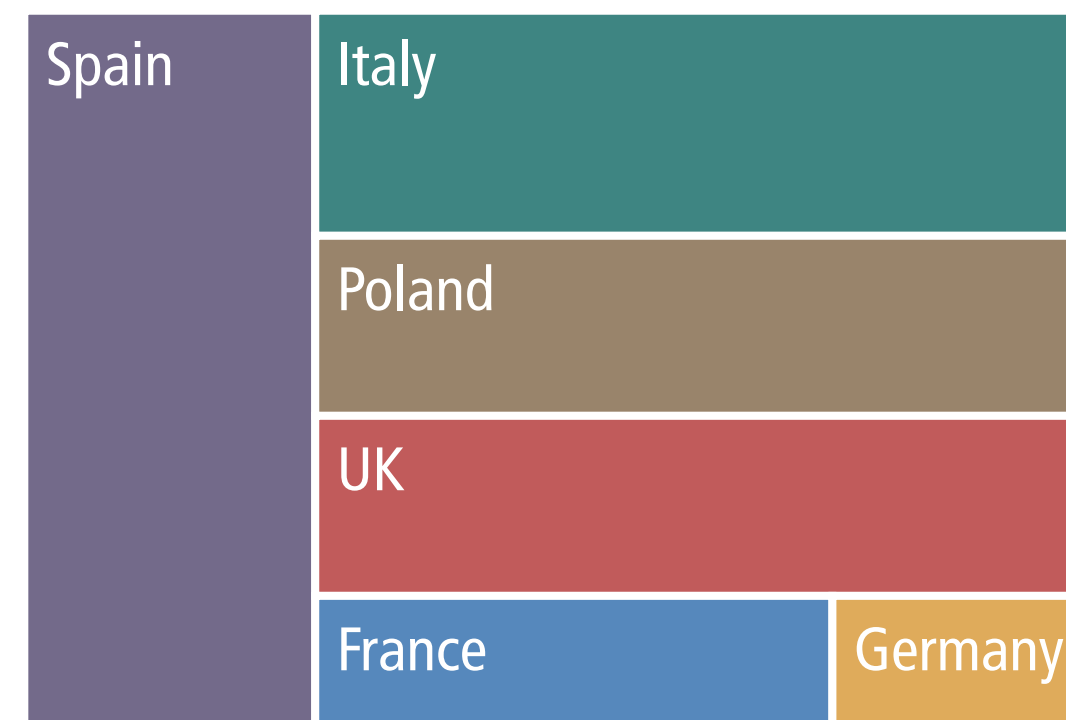
Second Rank



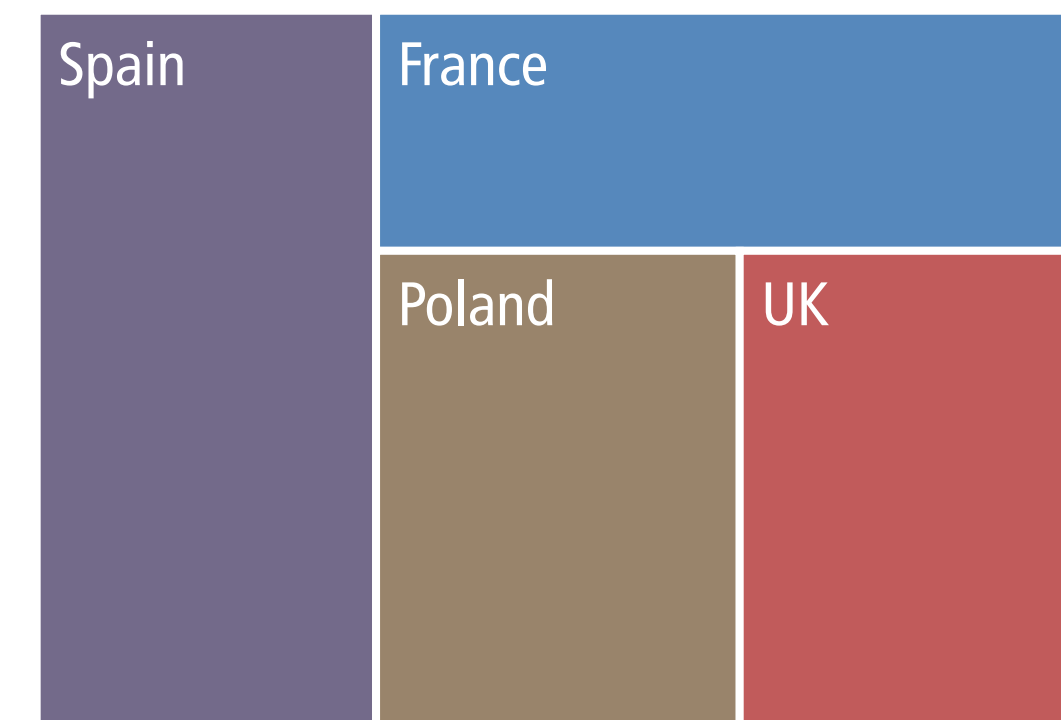
Third Rank



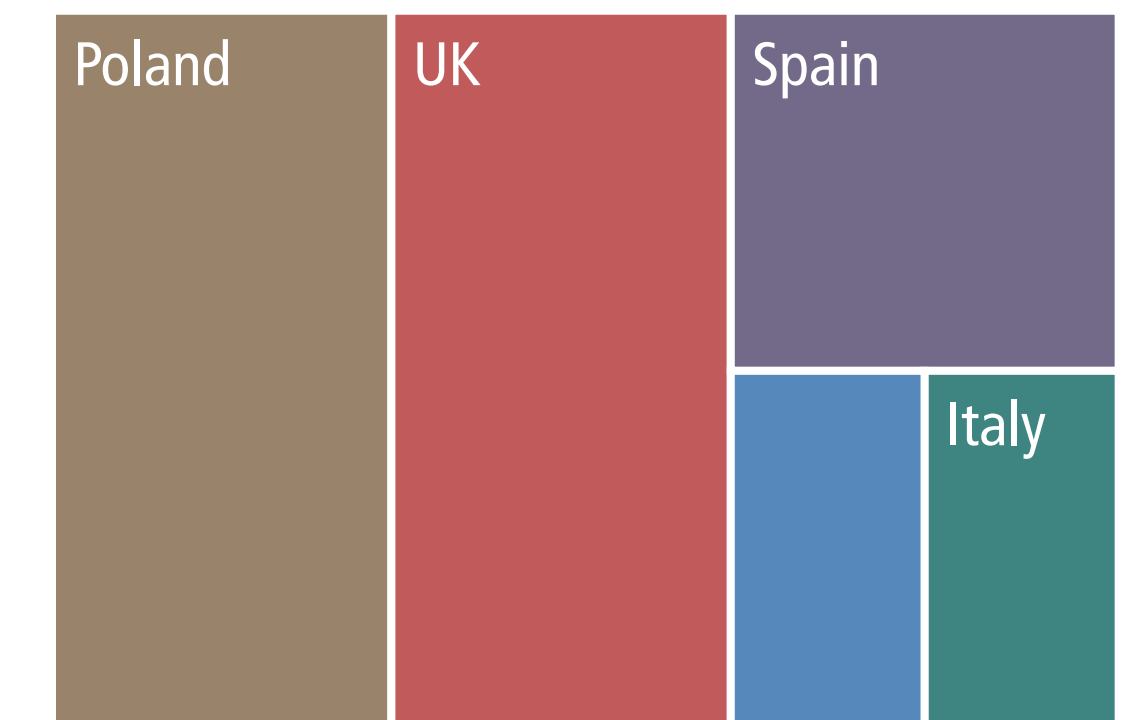
Fourth Rank



Fifth Rank



Sixth Rank



Number of respondents: 22. Size of rectangles corresponds with respondents' respective rankings. Countries with equal values are sorted from A-Z.



UK



EU28 Survey

Findings

Chapters

Preferences

**Influence**

Policies & Partners

ecfr.eu/eucoalitionexplorer



# Big Six Foreign, Security and Defence Policy Ranking by EU

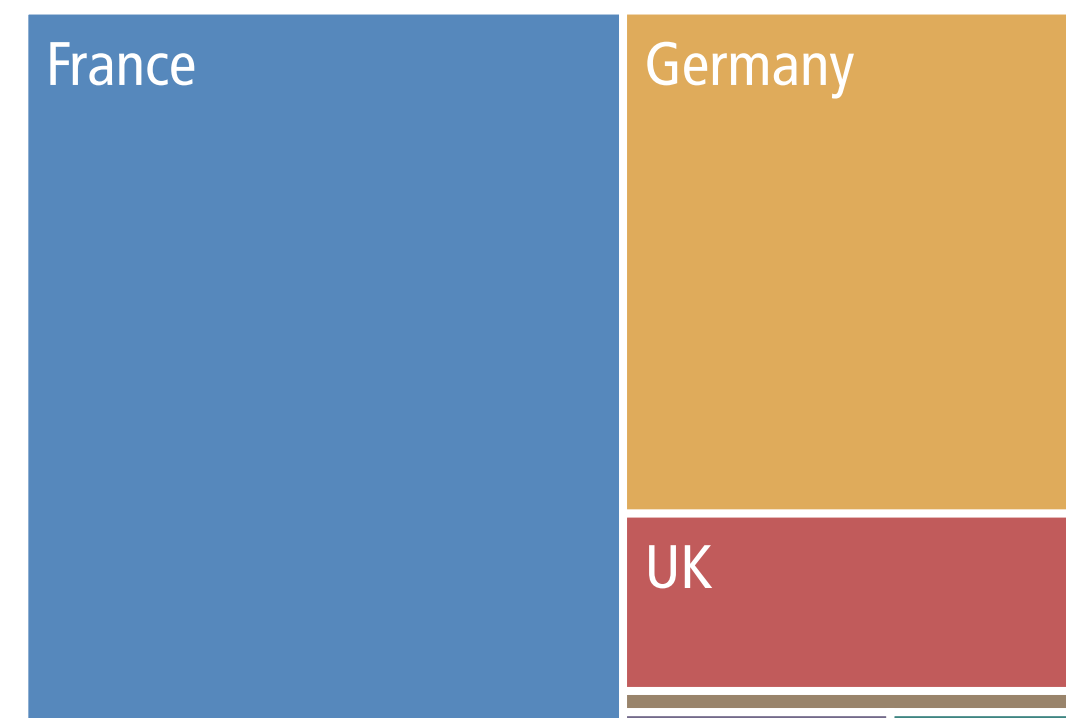
Q8

“Please rank the six large EU member states according to their influence on EU foreign, security and defence policy over the past two years. (first rank being the most influential)”

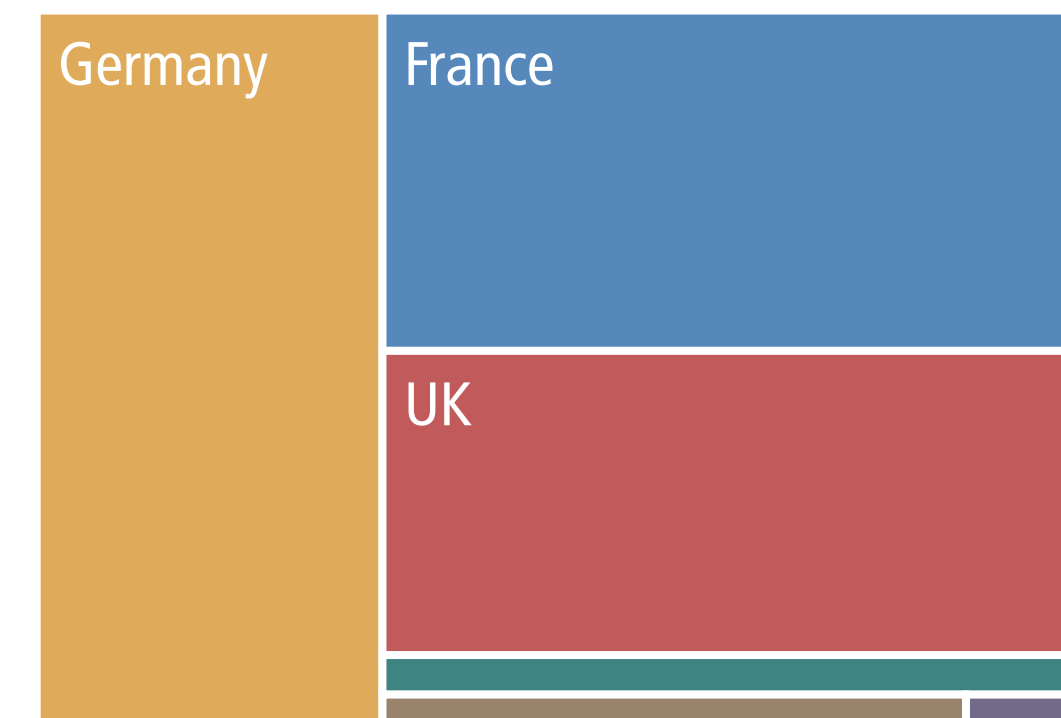
EU	Affluent Seven
Big Six	Southern Seven
Founding Six	Visegrád Four
Austria	Italy
Belgium	Latvia
Bulgaria	Lithuania
Croatia	Luxembourg
Cyprus	Malta
Czech Rep.	Netherlands
Denmark	Poland
Estonia	Portugal
Finland	Romania
France	Slovakia
Germany	Slovenia
Greece	Spain
Hungary	Sweden
Ireland	UK

- Influence Overview
- Big Six Fiscal Policy
- Big Six Border Security and Migration Policy
- Big Six Foreign, Security and Defence Policy**
- Affluent Seven EU Policy


First Rank




Second Rank



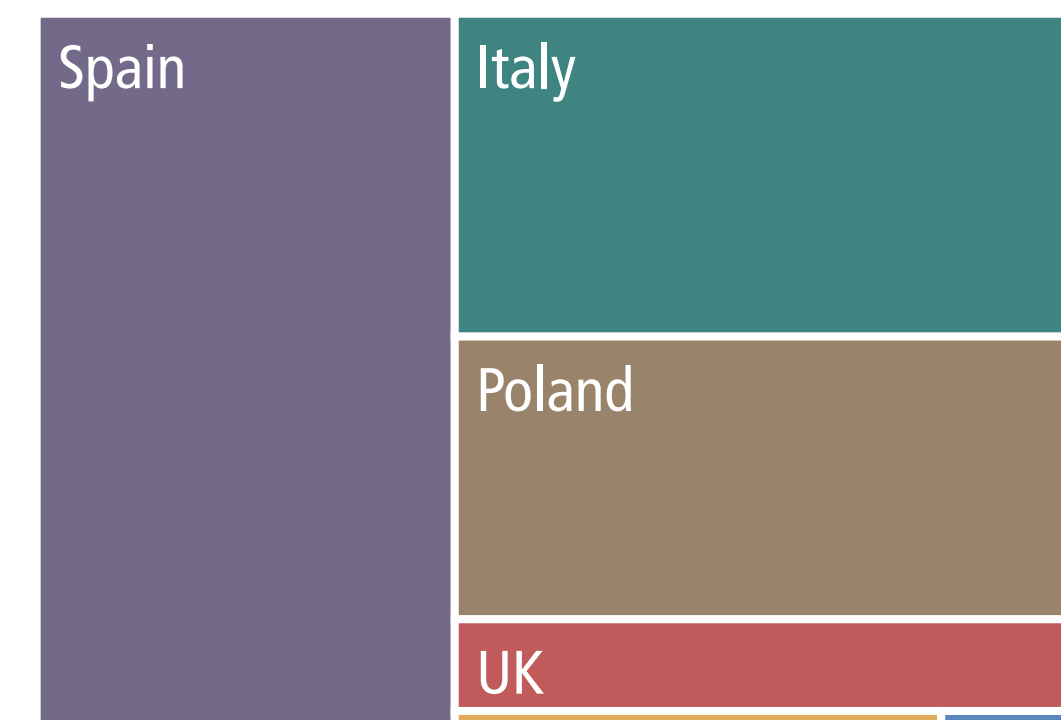
Third Rank



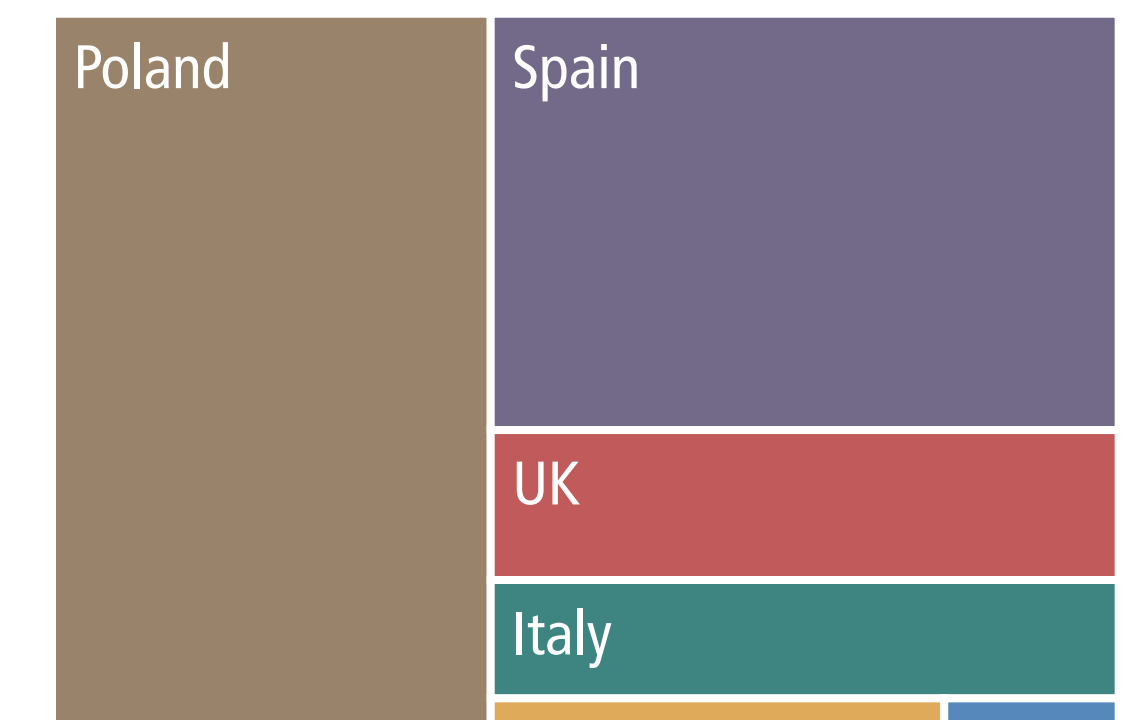
Fourth Rank



Fifth Rank



Sixth Rank



Number of respondents: 620. Size of rectangles corresponds with respondents' respective rankings. Countries with equal values are sorted from A-Z.

# Big Six Foreign, Security and Defence Policy Ranking by Big Six

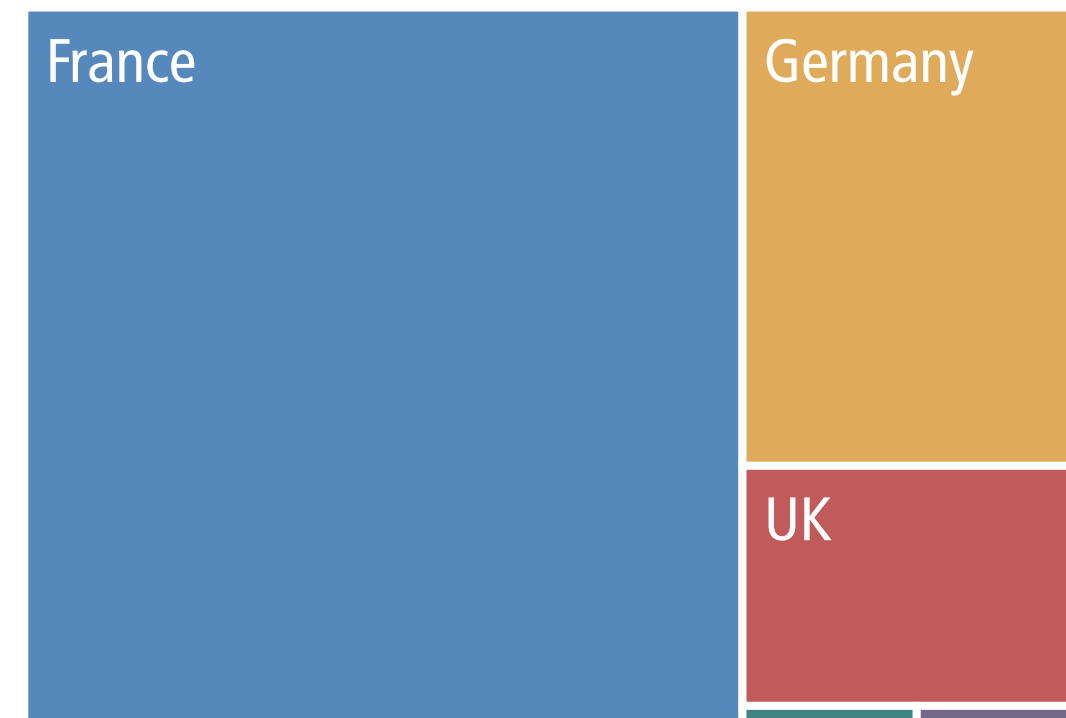
Q8

“Please rank the six large EU member states according to their influence on EU foreign, security and defence policy over the past two years. (first rank being the most influential)”

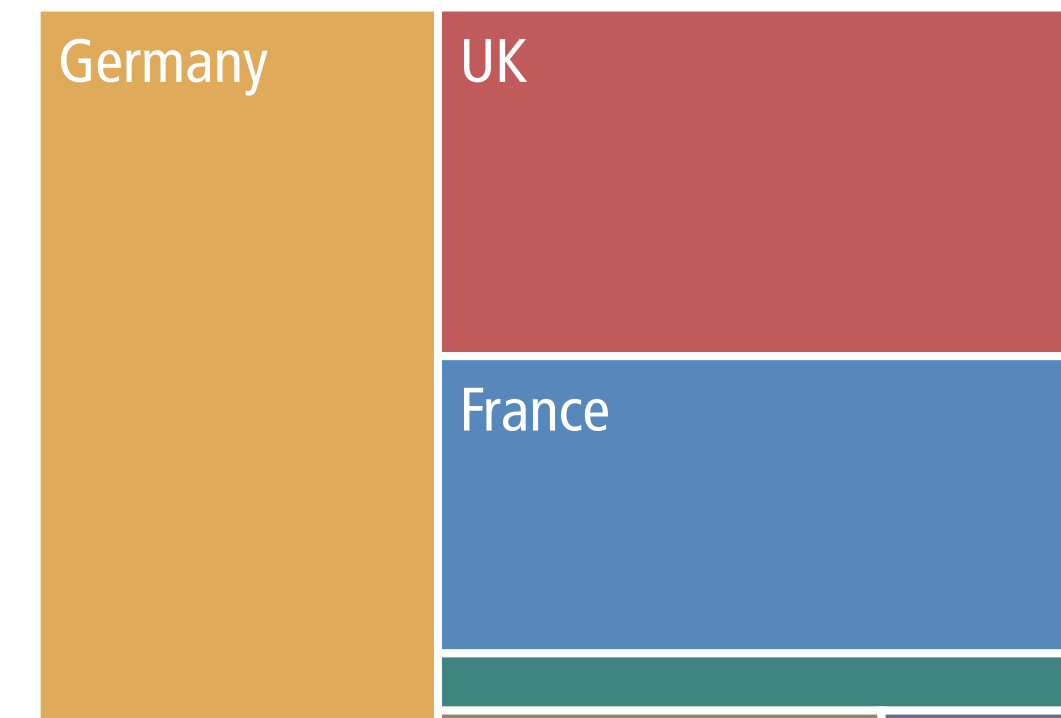
EU Big Six	Affluent Seven
Founding Six	Southern Seven
	Visegrád Four
Austria	Italy
Belgium	Latvia
Bulgaria	Lithuania
Croatia	Luxembourg
Cyprus	Malta
Czech Rep.	Netherlands
Denmark	Poland
Estonia	Portugal
Finland	Romania
France	Slovakia
Germany	Slovenia
Greece	Spain
Hungary	Sweden
Ireland	UK

- Influence Overview
- Big Six Fiscal Policy
- Big Six Border Security and Migration Policy
- Big Six Foreign, Security and Defence Policy**
- Affluent Seven EU Policy

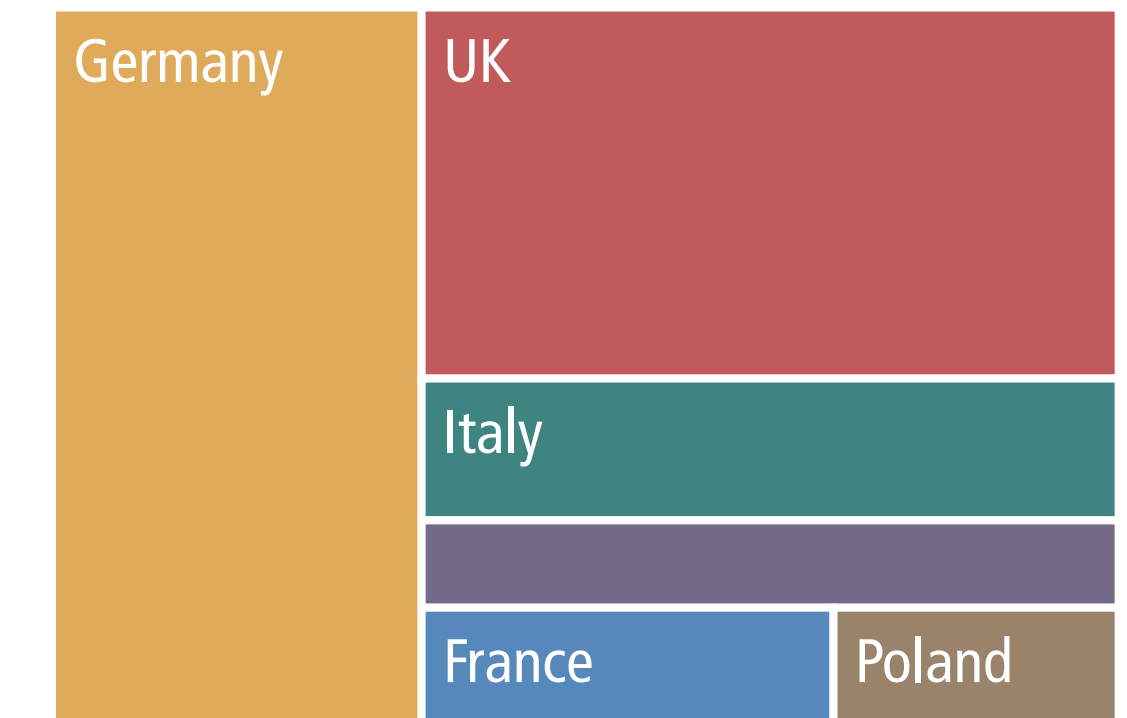
First Rank




Second Rank




Third Rank



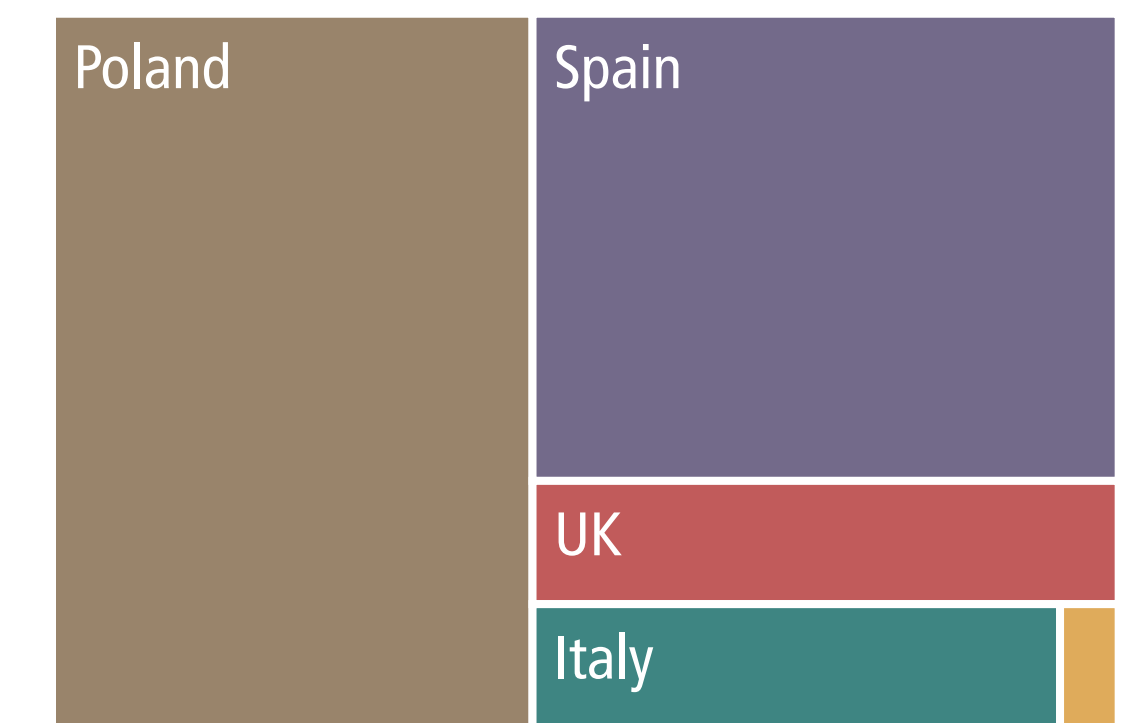
Fourth Rank



Fifth Rank



Sixth Rank



Number of respondents: 202. Size of rectangles corresponds with respondents' respective rankings. Countries with equal values are sorted from A-Z.





# Big Six Foreign, Security and Defence Policy Ranking by Founding Six

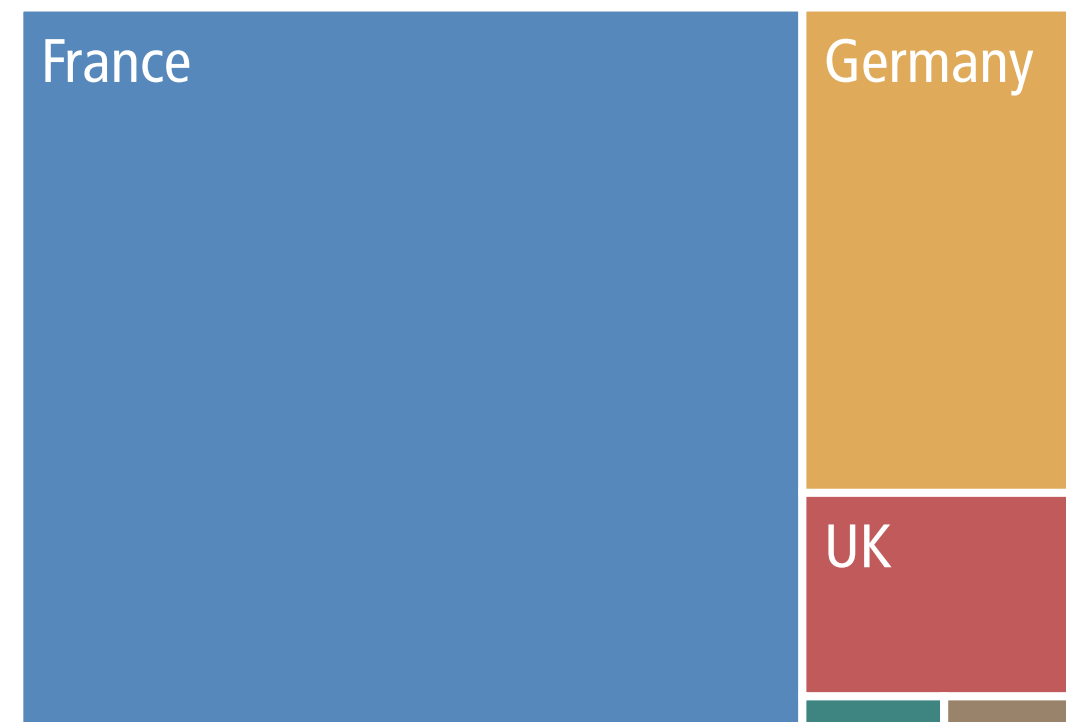


“Please rank the six large EU member states according to their influence on EU foreign, security and defence policy over the past two years. (first rank being the most influential)”

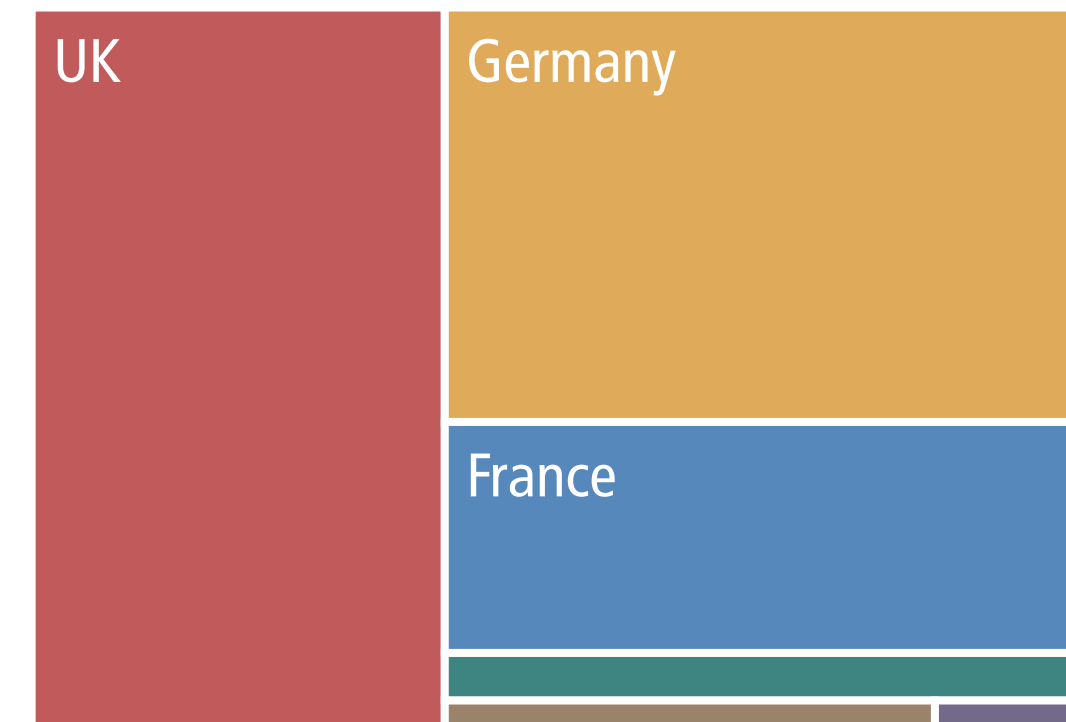
EU Big Six	Affluent Seven
Founding Six	Southern Seven
	Visegrád Four
Austria	Italy
Belgium	Latvia
Bulgaria	Lithuania
Croatia	Luxembourg
Cyprus	Malta
Czech Rep.	Netherlands
Denmark	Poland
Estonia	Portugal
Finland	Romania
France	Slovakia
Germany	Slovenia
Greece	Spain
Hungary	Sweden
Ireland	UK

- Influence Overview
- Big Six Fiscal Policy
- Big Six Border Security and Migration Policy
- Big Six Foreign, Security and Defence Policy**
- Affluent Seven EU Policy

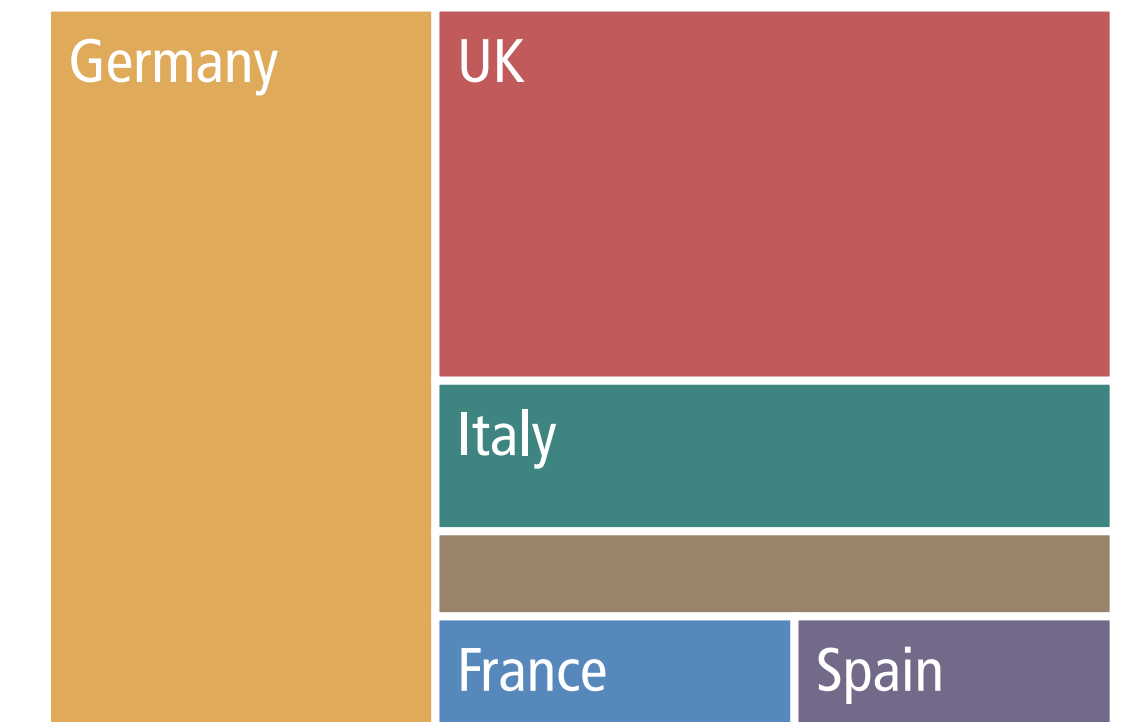
First Rank




Second Rank




Third Rank



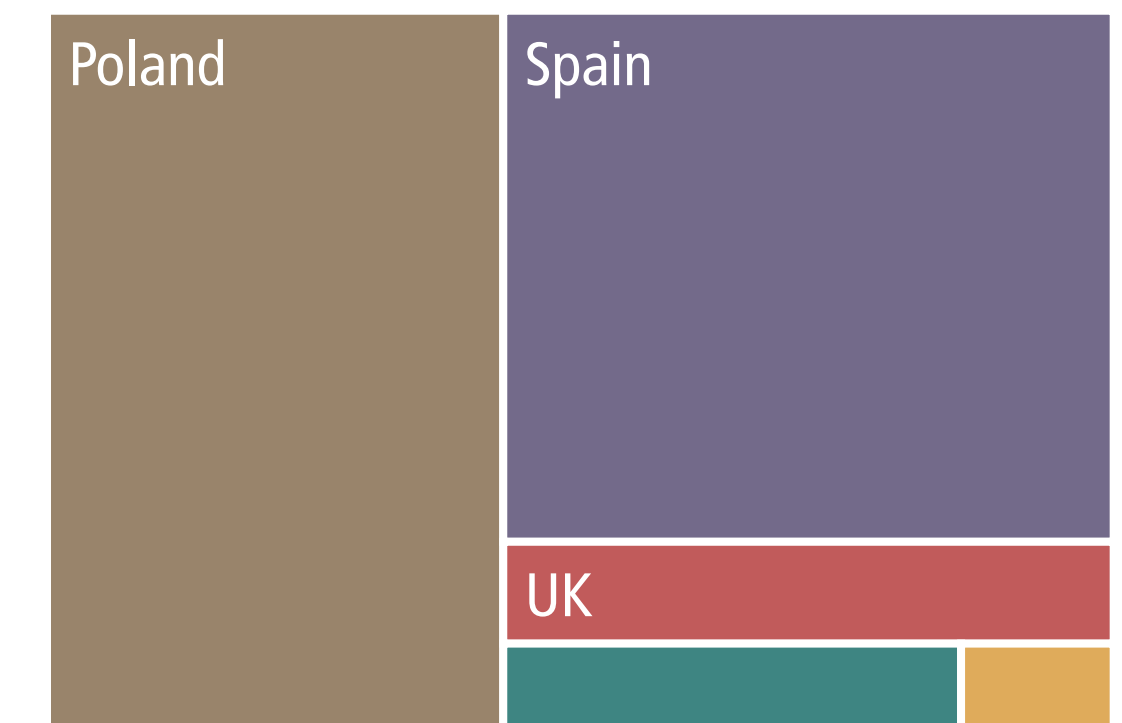
Fourth Rank



Fifth Rank



Sixth Rank



Number of respondents: 173. Size of rectangles corresponds with respondents' respective rankings. Countries with equal values are sorted from A-Z.

# Big Six Foreign, Security and Defence Policy Ranking by Affluent Seven

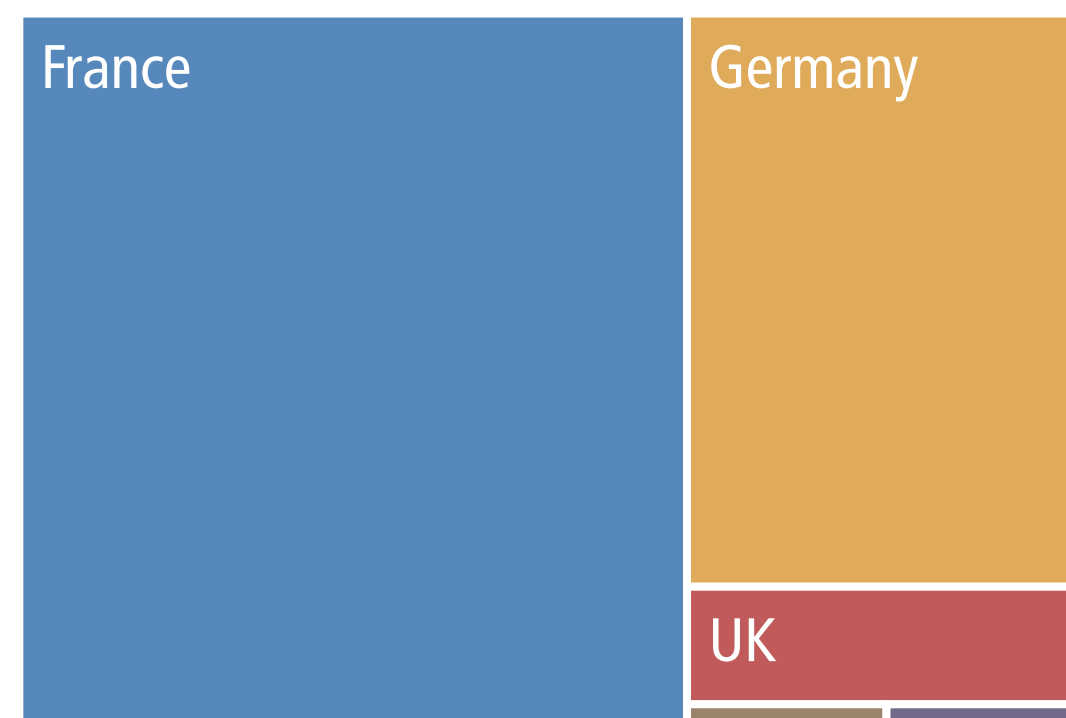
Q8

“Please rank the six large EU member states according to their influence on EU foreign, security and defence policy over the past two years. (first rank being the most influential)”

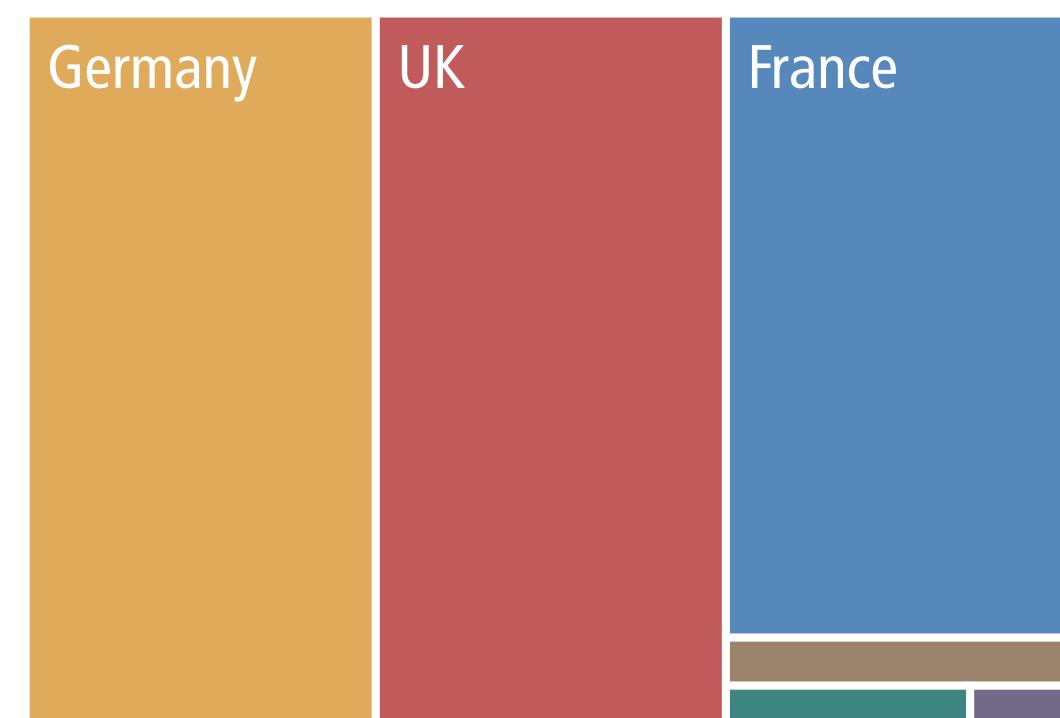
EU Big Six Founding Six	Affluent Seven Southern Seven Visegrád Four
Austria	Italy
Belgium	Latvia
Bulgaria	Lithuania
Croatia	Luxembourg
Cyprus	Malta
Czech Rep.	Netherlands
Denmark	Poland
Estonia	Portugal
Finland	Romania
France	Slovakia
Germany	Slovenia
Greece	Spain
Hungary	Sweden
Ireland	UK

- Influence Overview
- Big Six Fiscal Policy
- Big Six Border Security and Migration Policy
- Big Six Foreign, Security and Defence Policy**
- Affluent Seven EU Policy

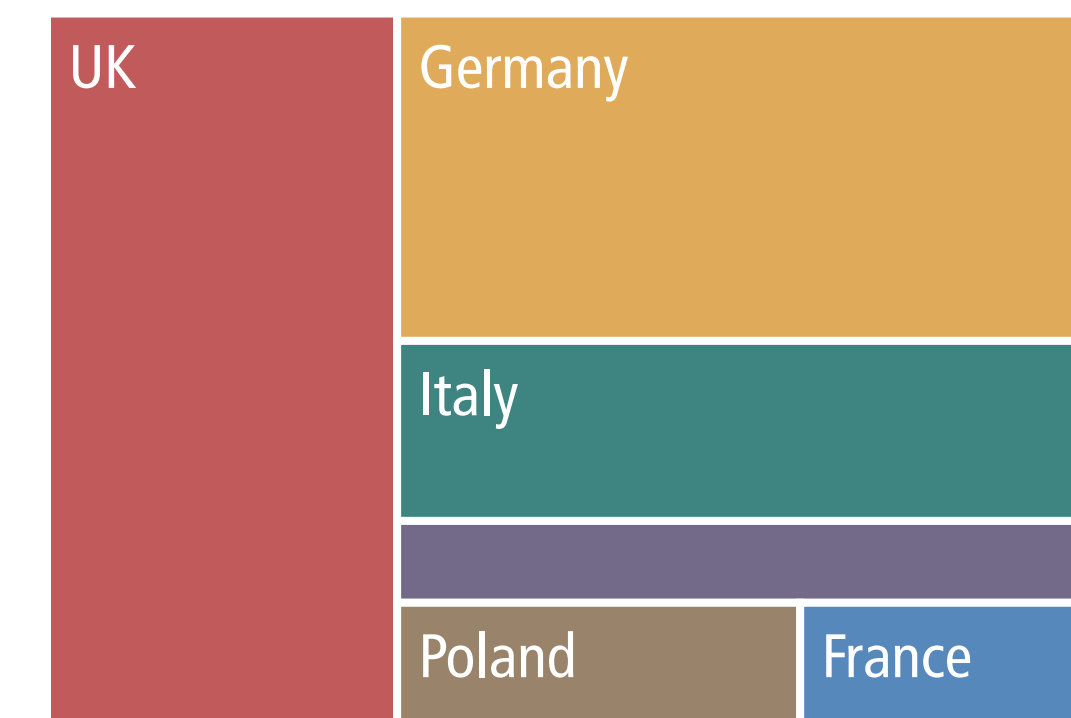
First Rank



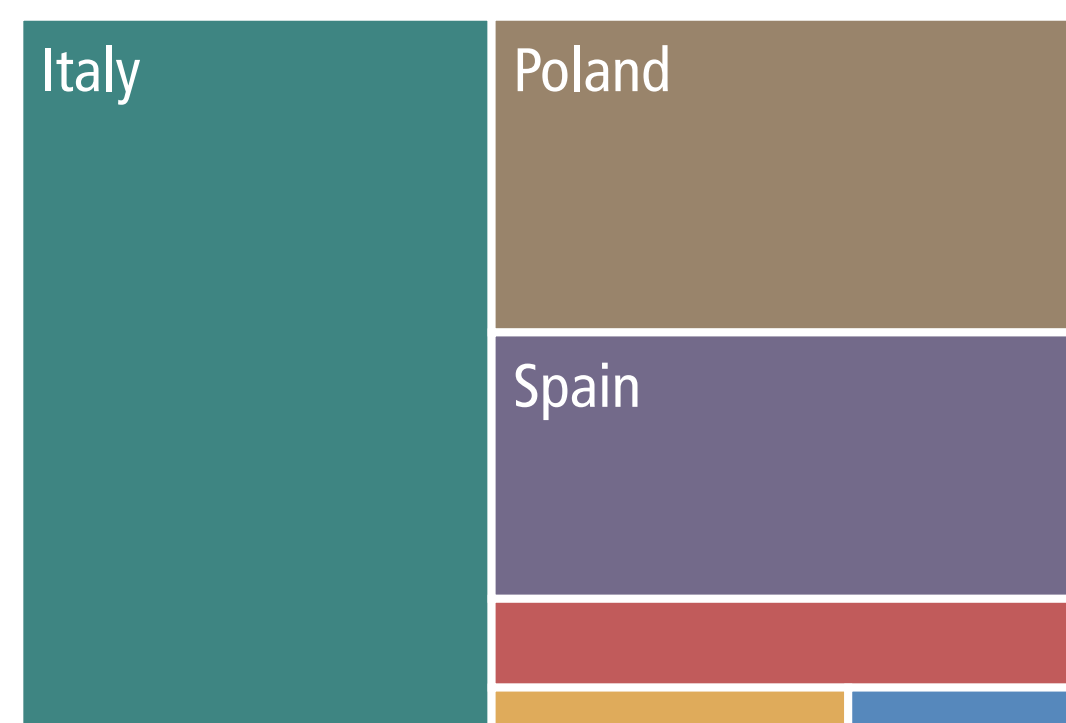
Second Rank



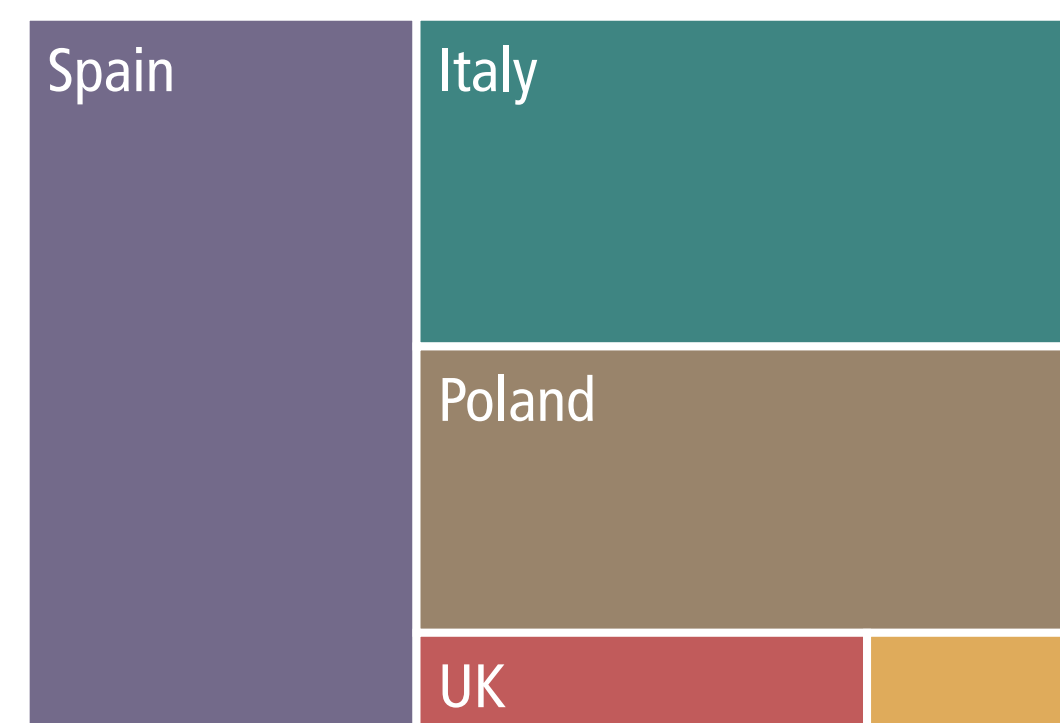
Third Rank



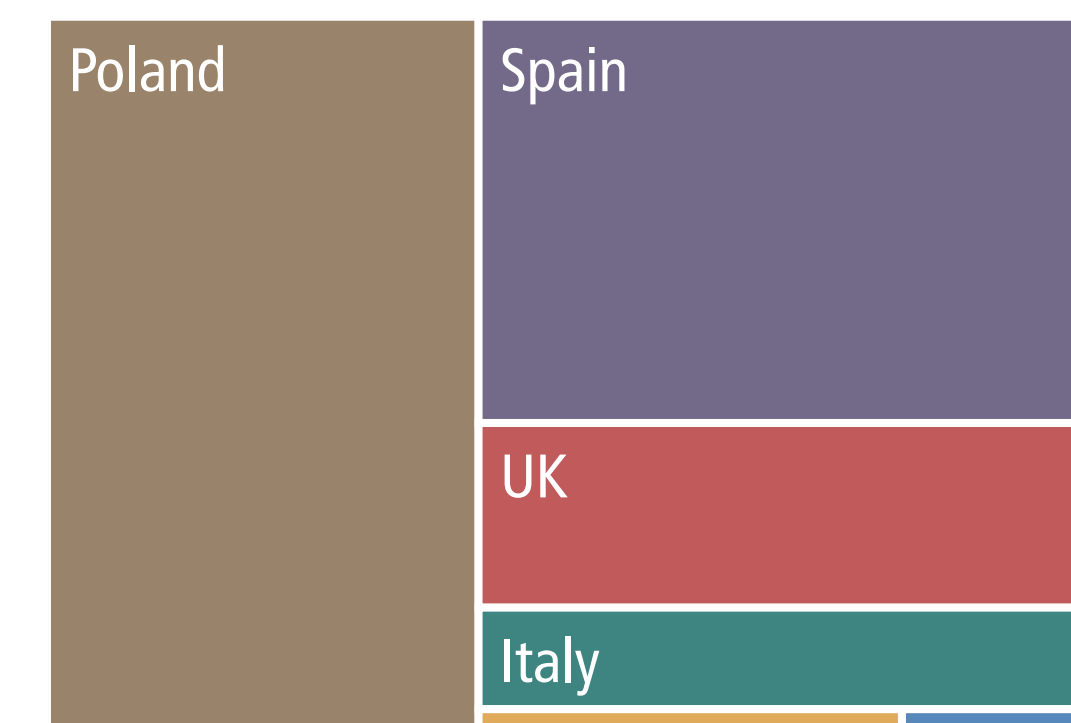
Fourth Rank



Fifth Rank



Sixth Rank



Number of respondents: 131. Size of rectangles corresponds with respondents' respective rankings. Countries with equal values are sorted from A-Z.



# Big Six Foreign, Security and Defence Policy Ranking by Southern Seven

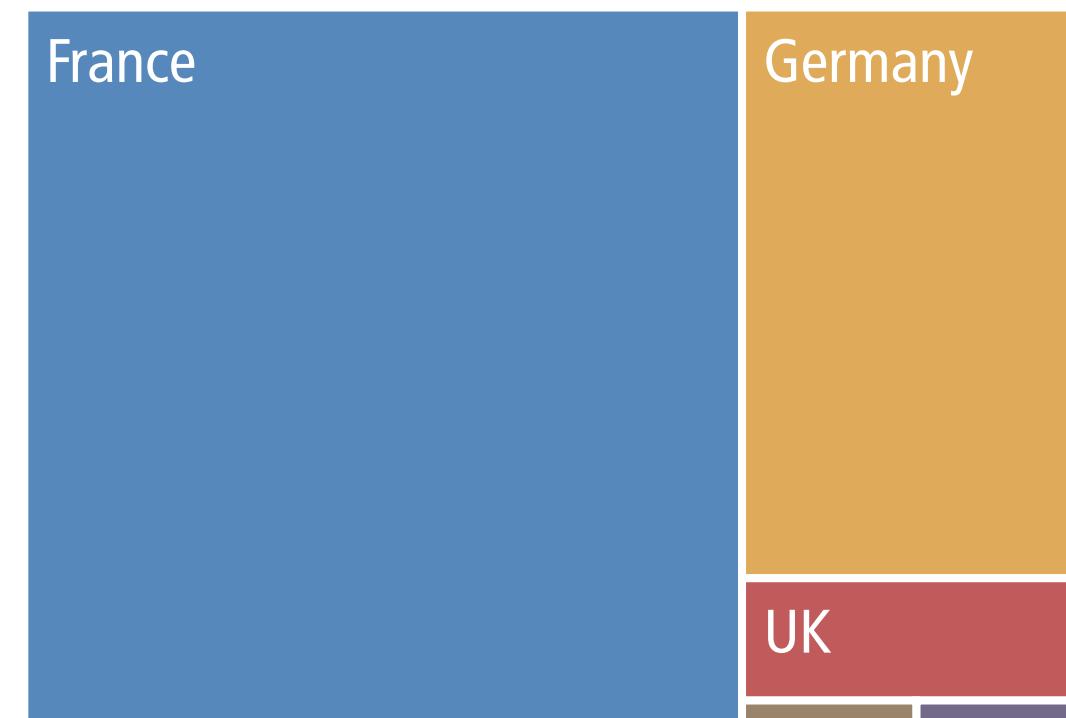
Q8

“Please rank the six large EU member states according to their influence on EU foreign, security and defence policy over the past two years. (first rank being the most influential)”

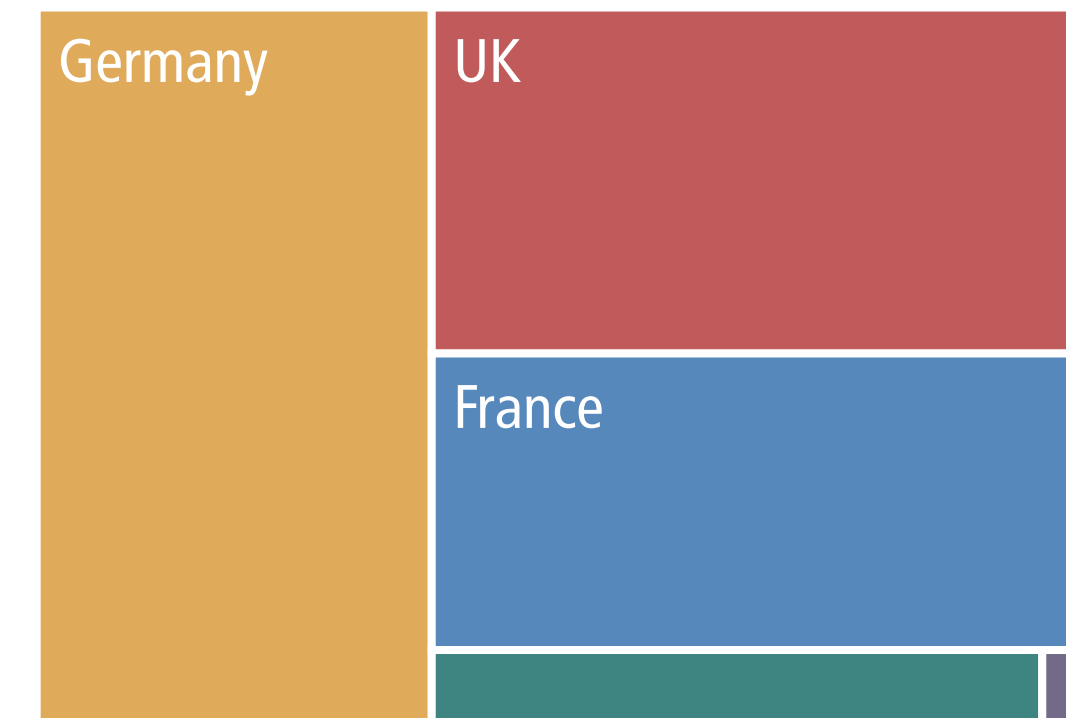
EU Big Six Founding Six	Affluent Seven Southern Seven Visegrád Four
Austria	Italy
Belgium	Latvia
Bulgaria	Lithuania
Croatia	Luxembourg
Cyprus	Malta
Czech Rep.	Netherlands
Denmark	Poland
Estonia	Portugal
Finland	Romania
France	Slovakia
Germany	Slovenia
Greece	Spain
Hungary	Sweden
Ireland	UK

- Influence Overview
- Big Six Fiscal Policy
- Big Six Border Security and Migration Policy
- Big Six Foreign, Security and Defence Policy**
- Affluent Seven EU Policy

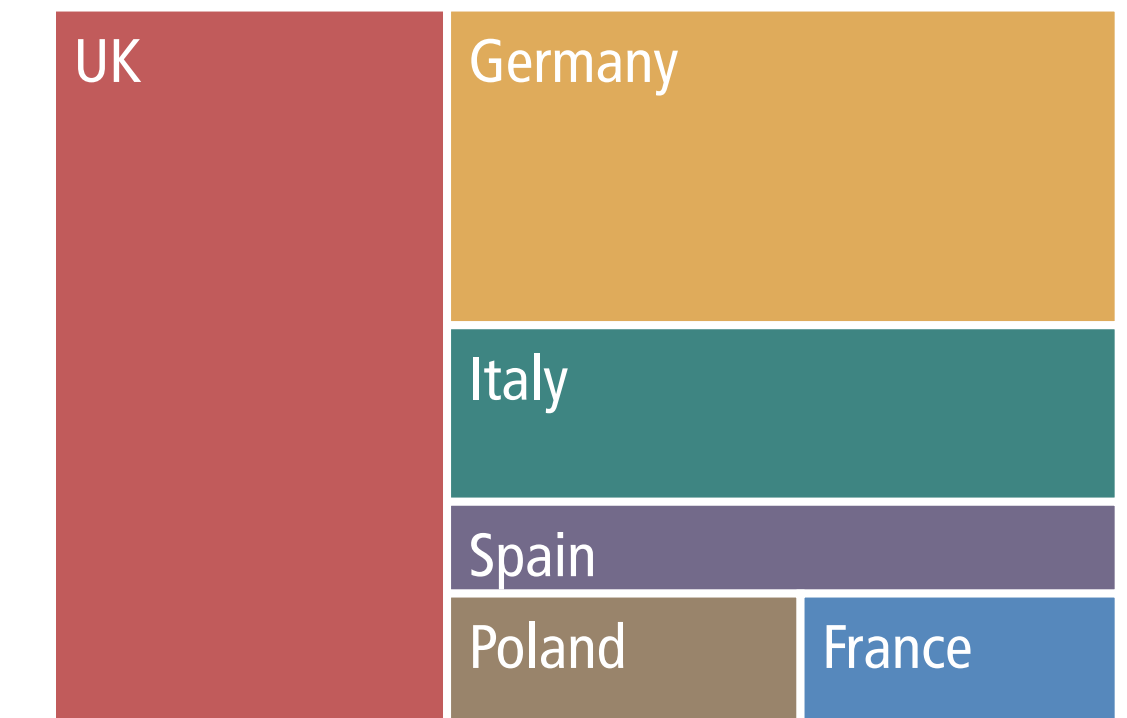
First Rank




Second Rank



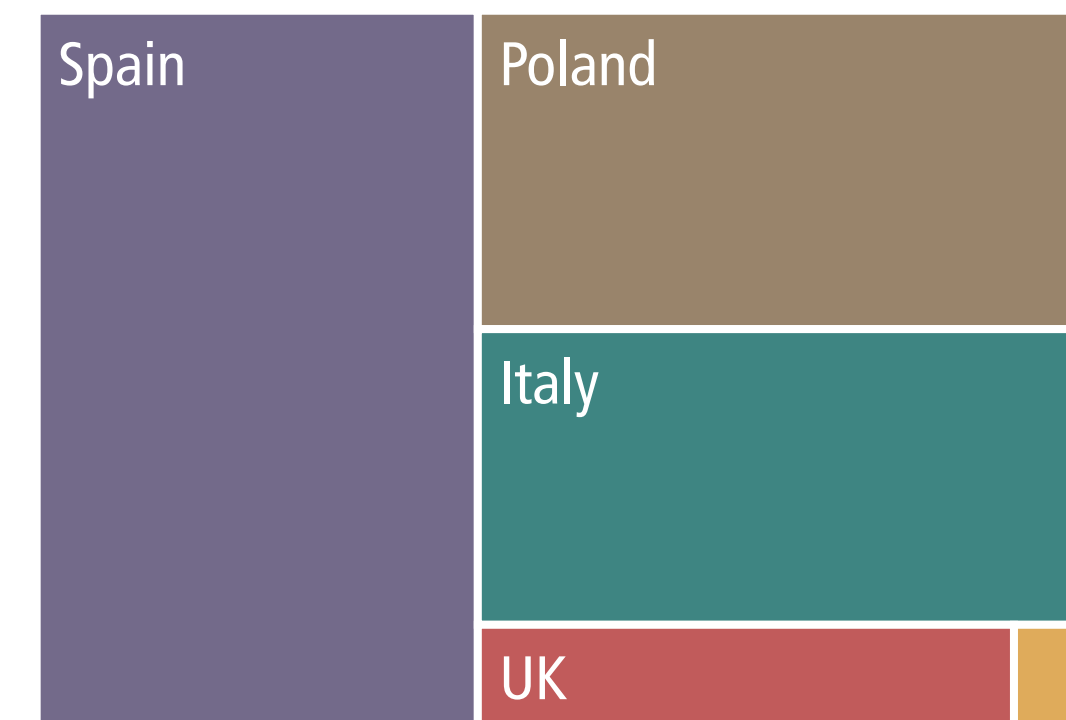
Third Rank



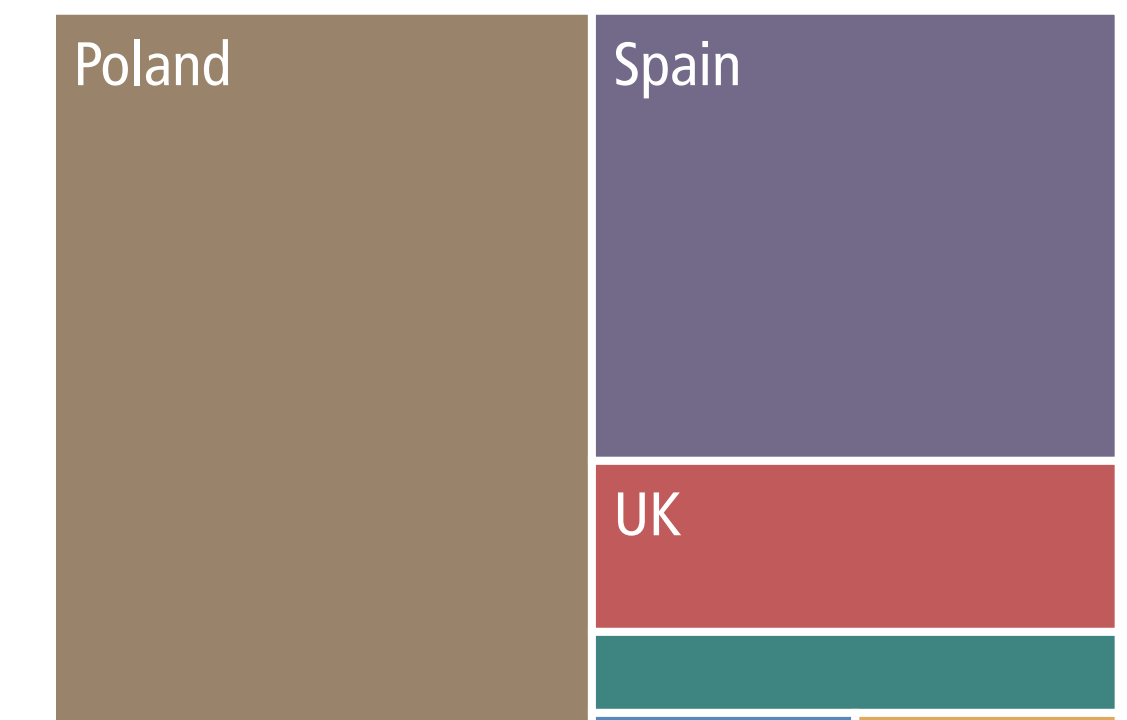
Fourth Rank



Fifth Rank



Sixth Rank



Number of respondents: 162. Size of rectangles corresponds with respondents' respective rankings. Countries with equal values are sorted from A-Z.

# Big Six Foreign, Security and Defence Policy Ranking by Visegrád Four

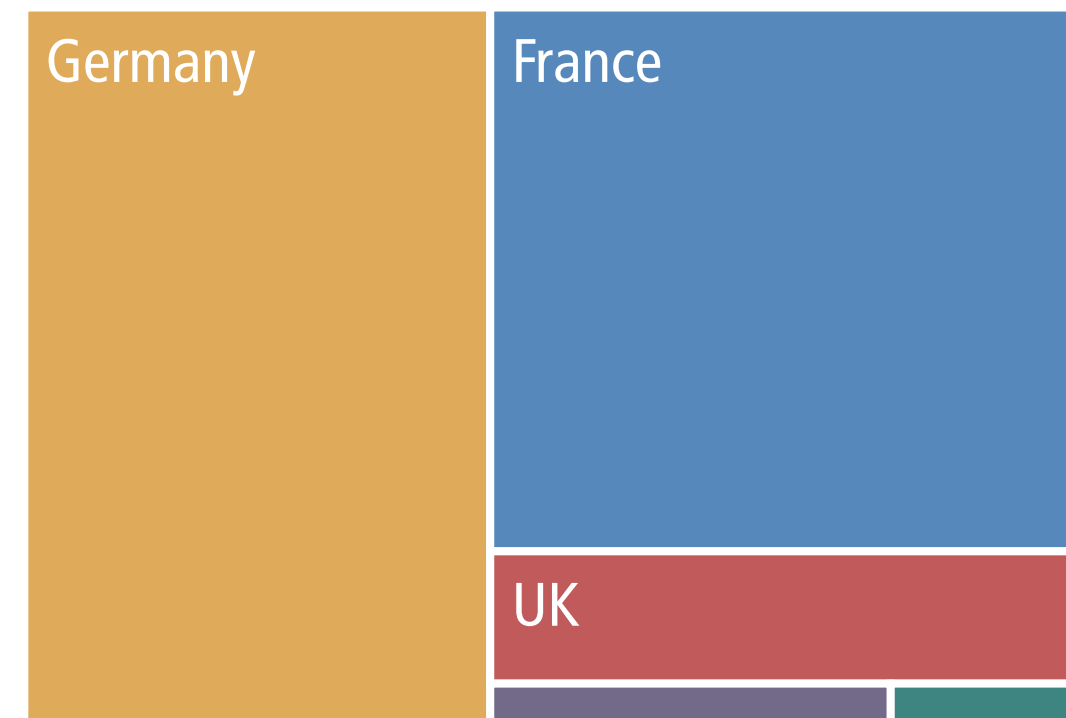


“Please rank the six large EU member states according to their influence on EU foreign, security and defence policy over the past two years. (first rank being the most influential)”

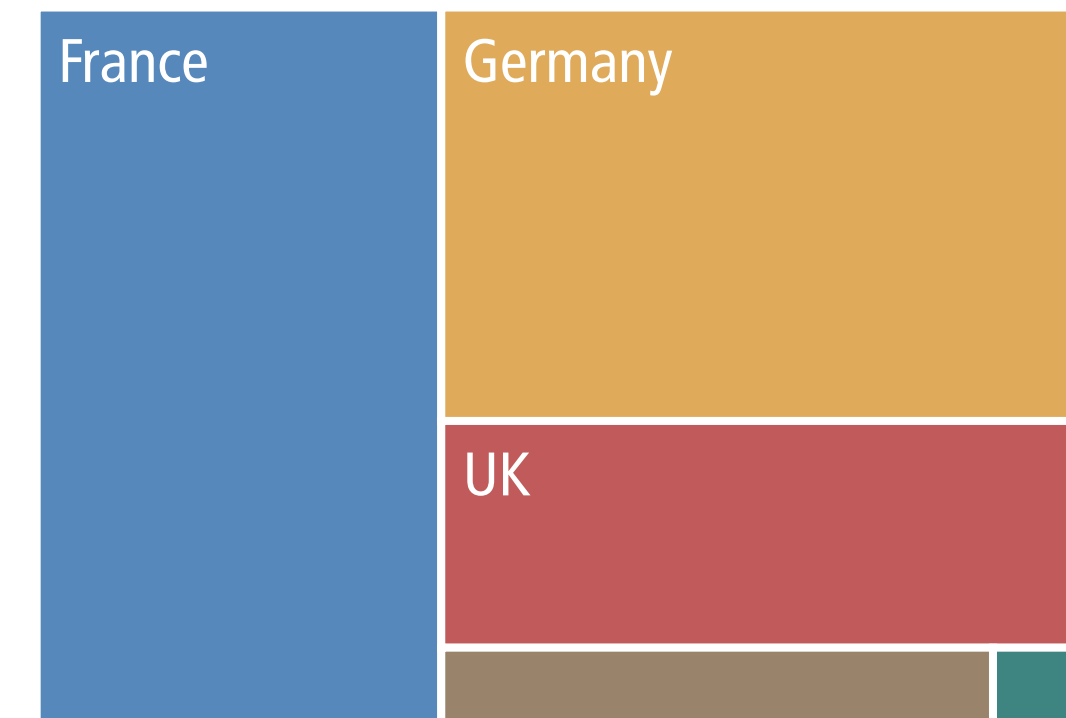
EU Big Six	Affluent Seven	Southern Seven	Visegrád Four
Austria	Italy		
Belgium	Latvia		
Bulgaria	Lithuania		
Croatia	Luxembourg		
Cyprus	Malta		
Czech Rep.	Netherlands		
Denmark	Poland		
Estonia	Portugal		
Finland	Romania		
France	Slovakia		
Germany	Slovenia		
Greece	Spain		
Hungary	Sweden		
Ireland	UK		

- Influence Overview
- Big Six Fiscal Policy
- Big Six Border Security and Migration Policy
- Big Six Foreign, Security and Defence Policy**
- Affluent Seven EU Policy


First Rank




Second Rank




Third Rank



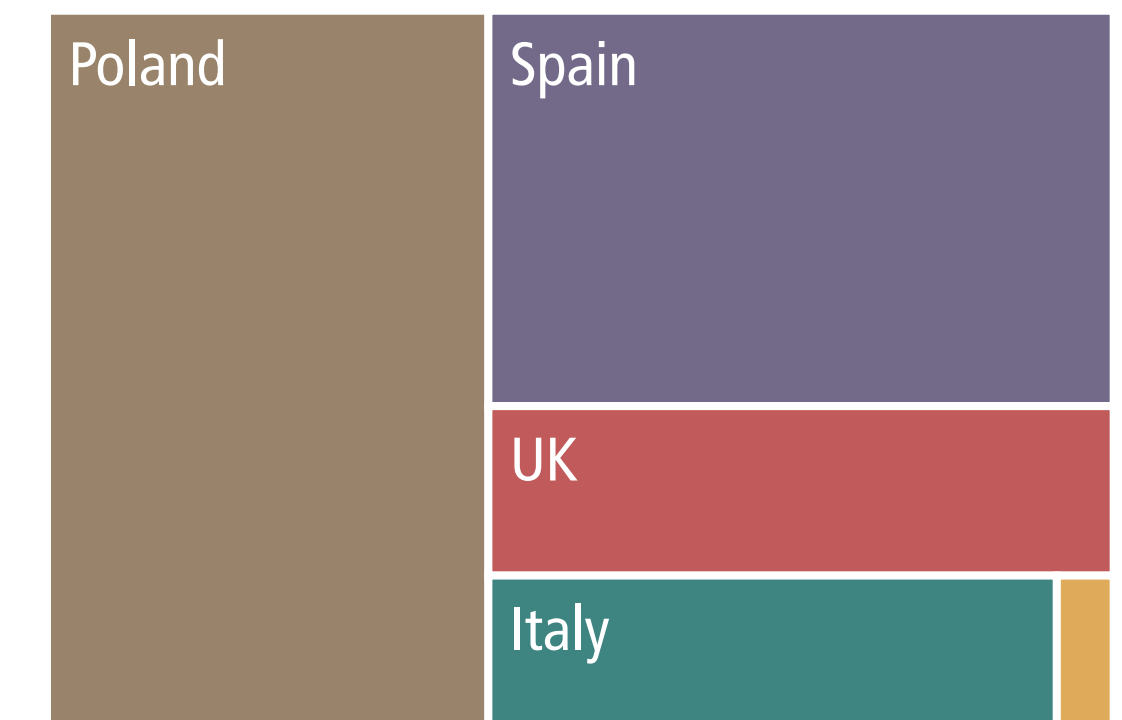
Fourth Rank



Fifth Rank



Sixth Rank



Number of respondents: 87. Size of rectangles corresponds with respondents' respective rankings. Countries with equal values are sorted from A-Z.



# Big Six Foreign, Security and Defence Policy Ranking by Austria

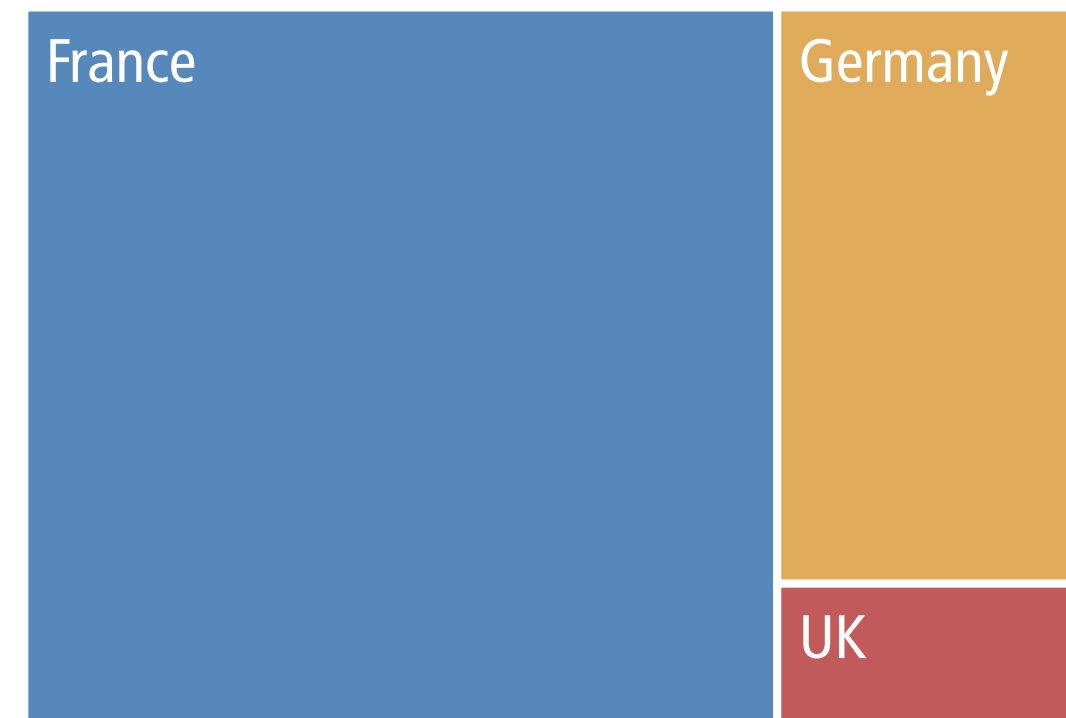
Q8

“Please rank the six large EU member states according to their influence on EU foreign, security and defence policy over the past two years. (first rank being the most influential)”

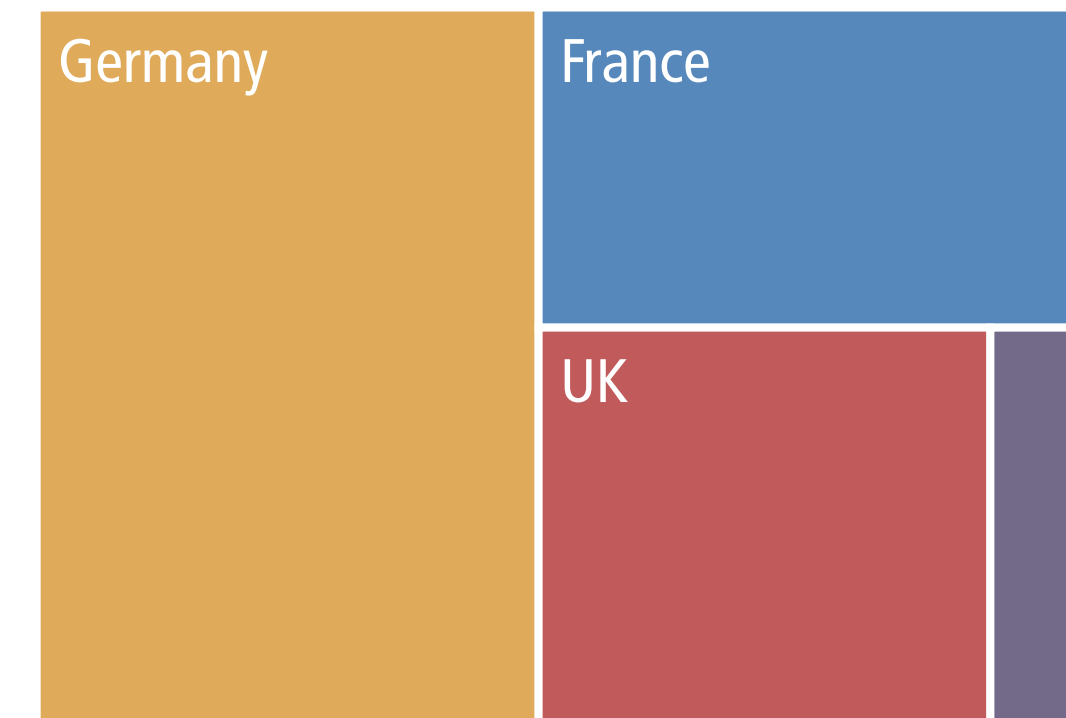
EU Big Six Founding Six	Affluent Seven Southern Seven Visegrád Four
Austria	Italy
Belgium	Latvia
Bulgaria	Lithuania
Croatia	Luxembourg
Cyprus	Malta
Czech Rep.	Netherlands
Denmark	Poland
Estonia	Portugal
Finland	Romania
France	Slovakia
Germany	Slovenia
Greece	Spain
Hungary	Sweden
Ireland	UK

- Influence Overview
- Big Six Fiscal Policy
- Big Six Border Security and Migration Policy
- Big Six Foreign, Security and Defence Policy**
- Affluent Seven EU Policy

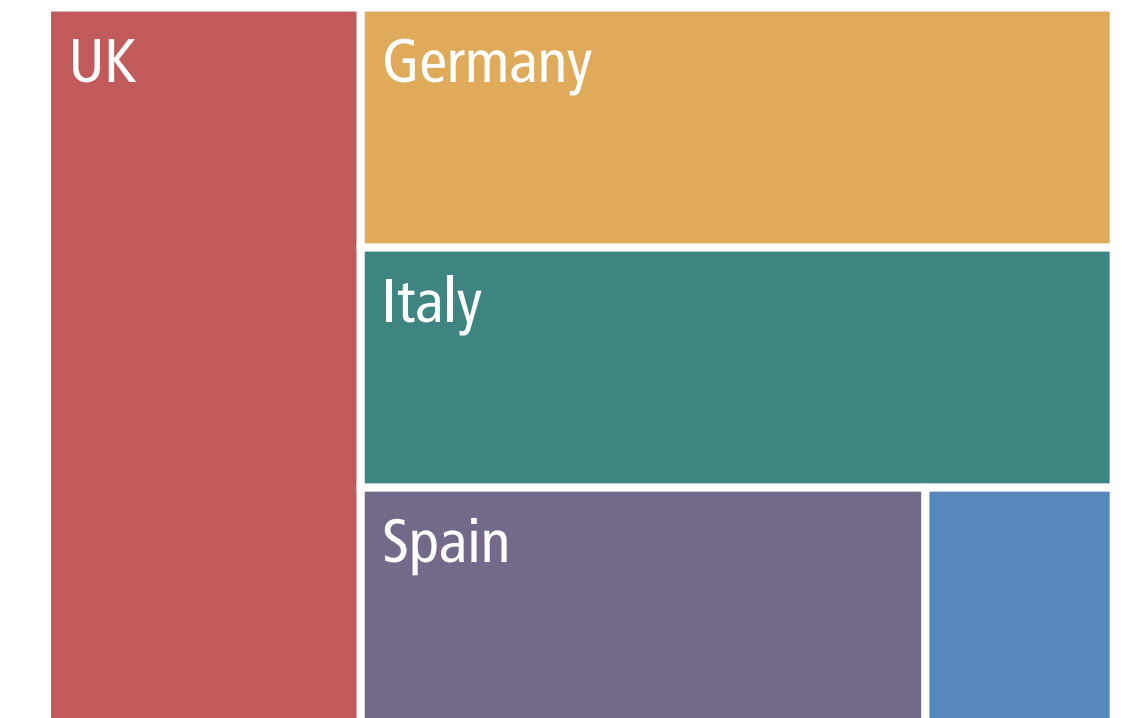
First Rank




Second Rank



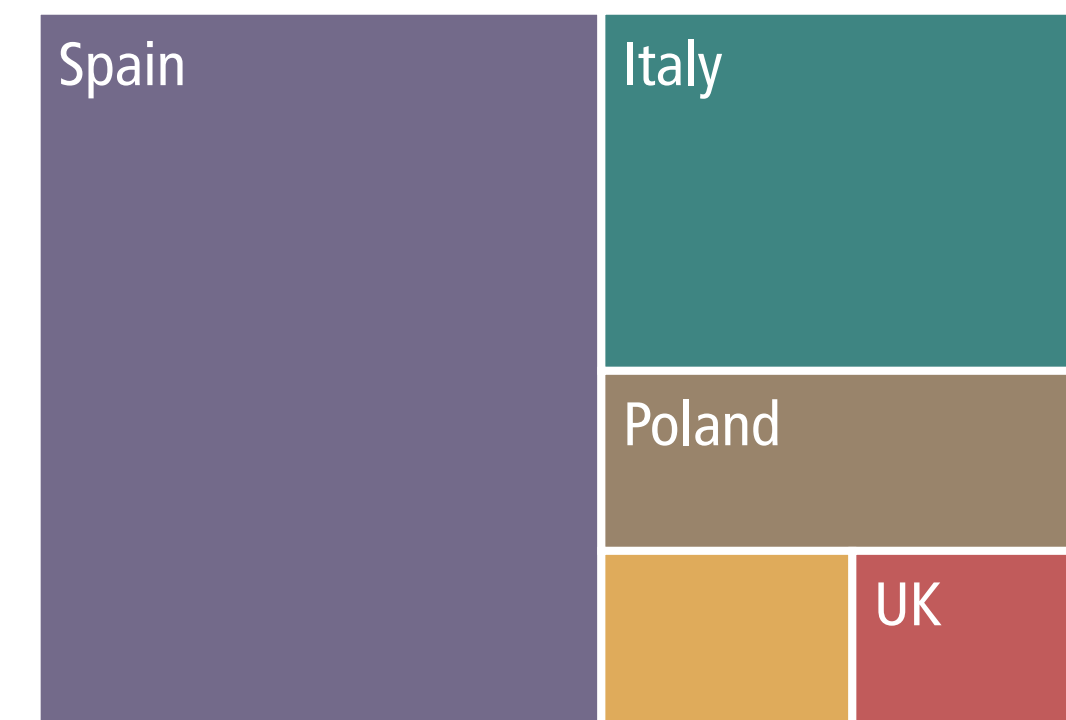
Third Rank




Fourth Rank



Fifth Rank



Sixth Rank



Number of respondents: 17. Size of rectangles corresponds with respondents' respective rankings. Countries with equal values are sorted from A-Z.

# Big Six Foreign, Security and Defence Policy Ranking by Belgium


Q8

“Please rank the six large EU member states according to their influence on EU foreign, security and defence policy over the past two years. (first rank being the most influential)”

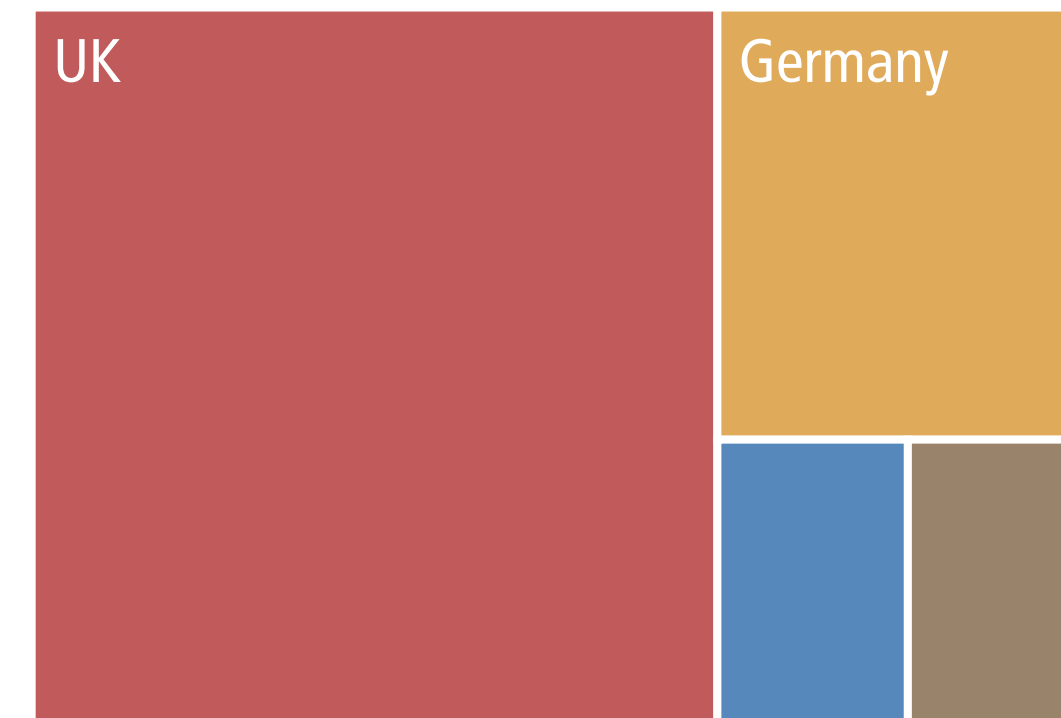
EU Big Six	Affluent Seven
Founding Six	Southern Seven
	Visegrád Four
Austria	Italy
<b>Belgium</b>	Latvia
Bulgaria	Lithuania
Croatia	Luxembourg
Cyprus	Malta
Czech Rep.	Netherlands
Denmark	Poland
Estonia	Portugal
Finland	Romania
France	Slovakia
Germany	Slovenia
Greece	Spain
Hungary	Sweden
Ireland	UK

- Influence Overview
- Big Six Fiscal Policy
- Big Six Border Security and Migration Policy
- Big Six Foreign, Security and Defence Policy**
- Affluent Seven EU Policy

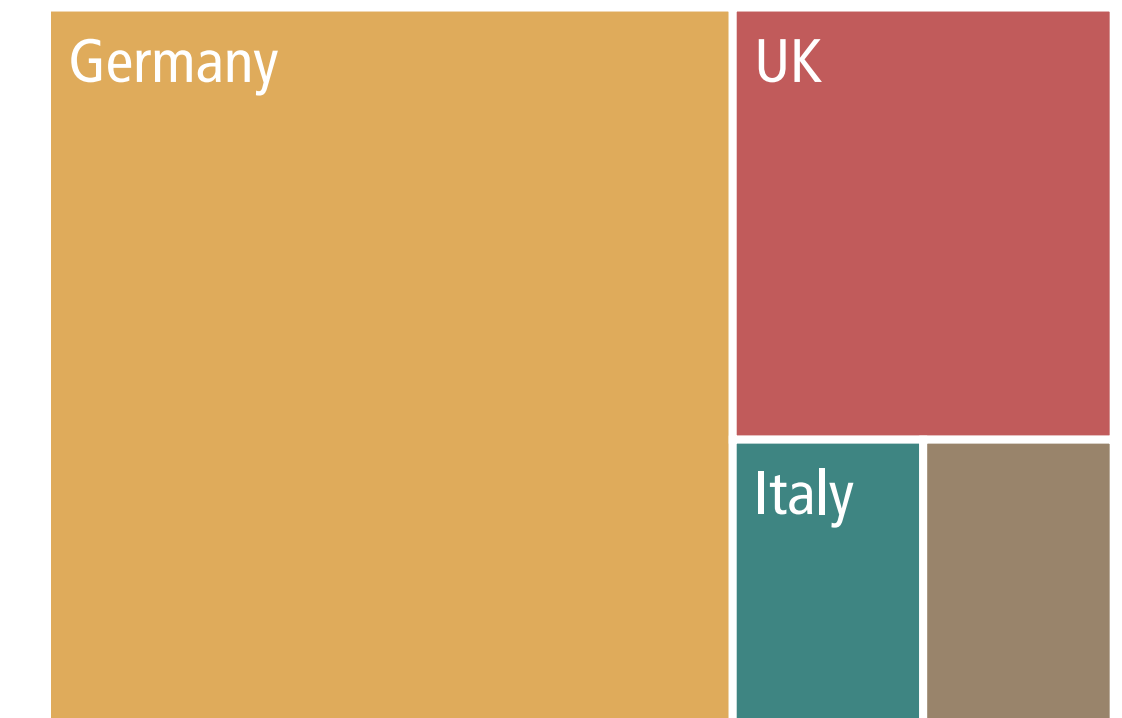
First Rank




Second Rank




Third Rank




Fourth Rank



Fifth Rank



Sixth Rank



Number of respondents: 14. Size of rectangles corresponds with respondents' respective rankings. Countries with equal values are sorted from A-Z.



# Big Six Foreign, Security and Defence Policy Ranking by Bulgaria

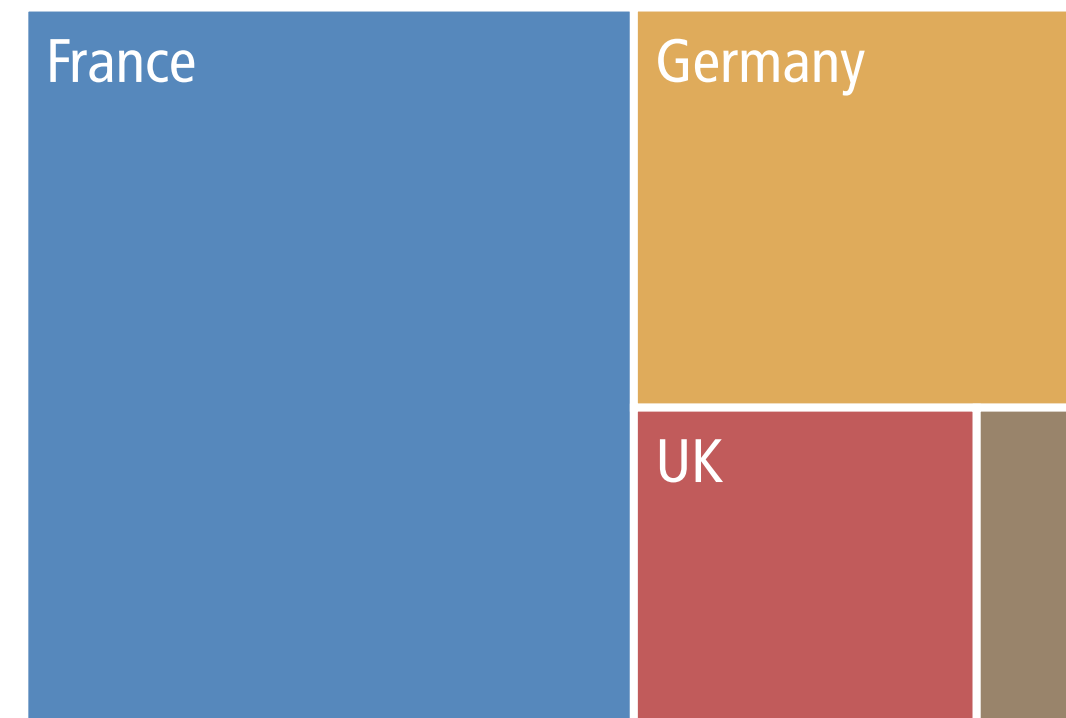
Q8

“Please rank the six large EU member states according to their influence on EU foreign, security and defence policy over the past two years. (first rank being the most influential)”

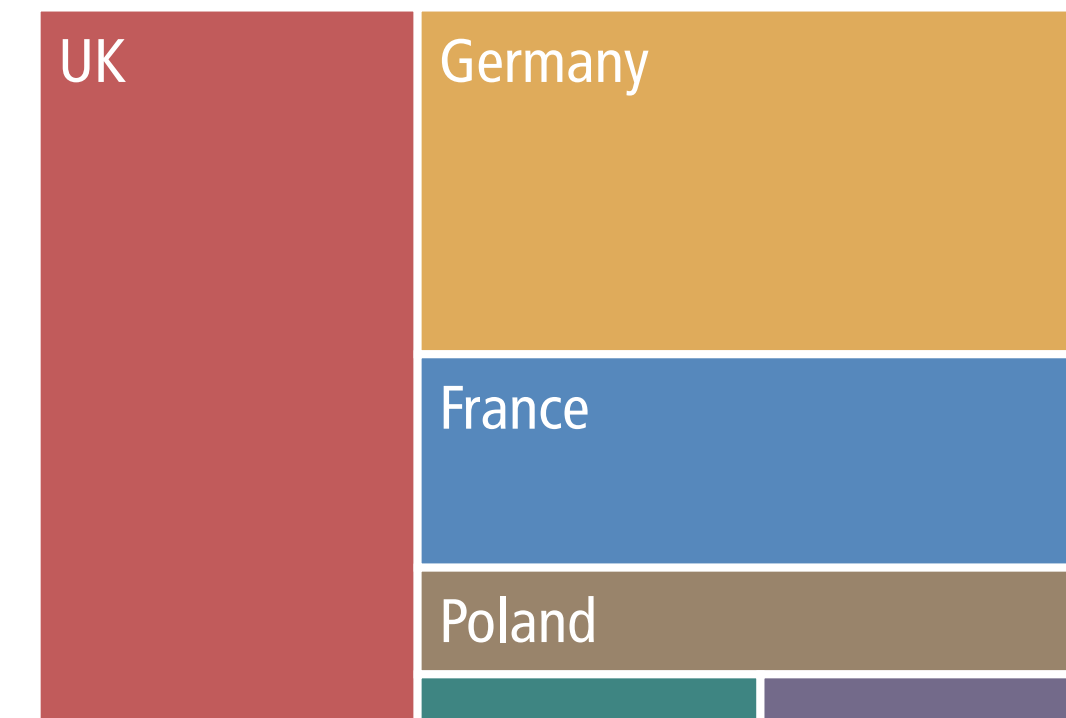
EU Big Six Founding Six	Affluent Seven Southern Seven Visegrád Four
Austria	Italy
Belgium	Latvia
<b>Bulgaria</b>	Lithuania
Croatia	Luxembourg
Cyprus	Malta
Czech Rep.	Netherlands
Denmark	Poland
Estonia	Portugal
Finland	Romania
France	Slovakia
Germany	Slovenia
Greece	Spain
Hungary	Sweden
Ireland	UK

- Influence Overview
- Big Six Fiscal Policy
- Big Six Border Security and Migration Policy
- Big Six Foreign, Security and Defence Policy**
- Affluent Seven EU Policy

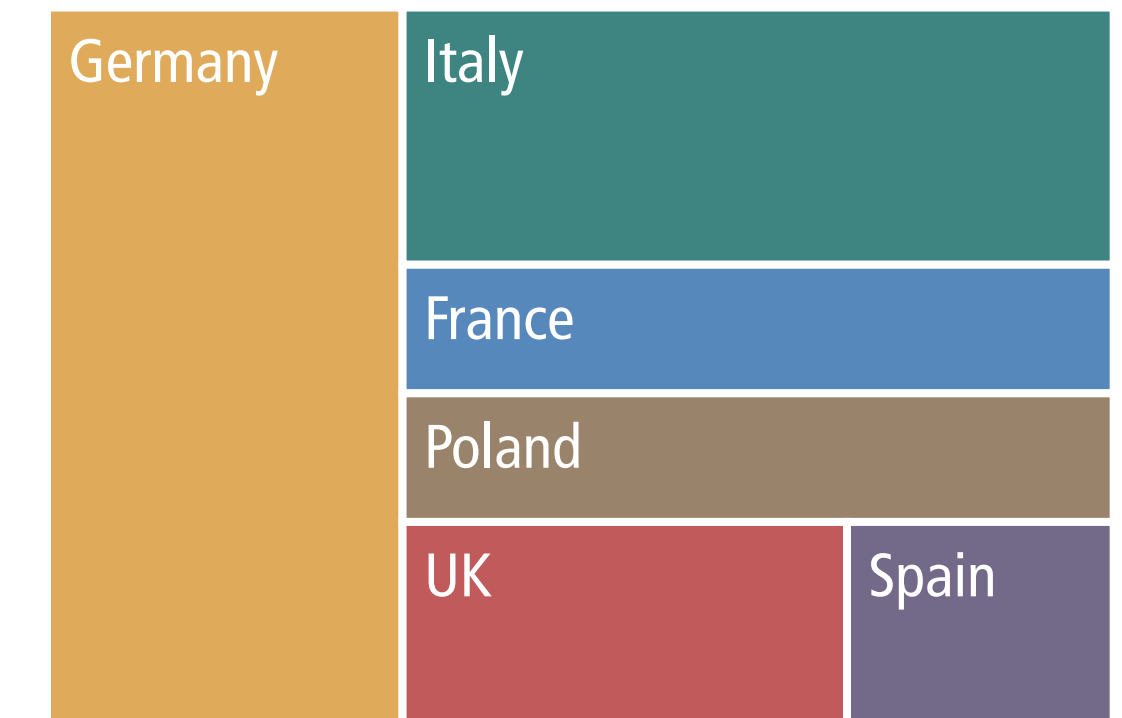
First Rank



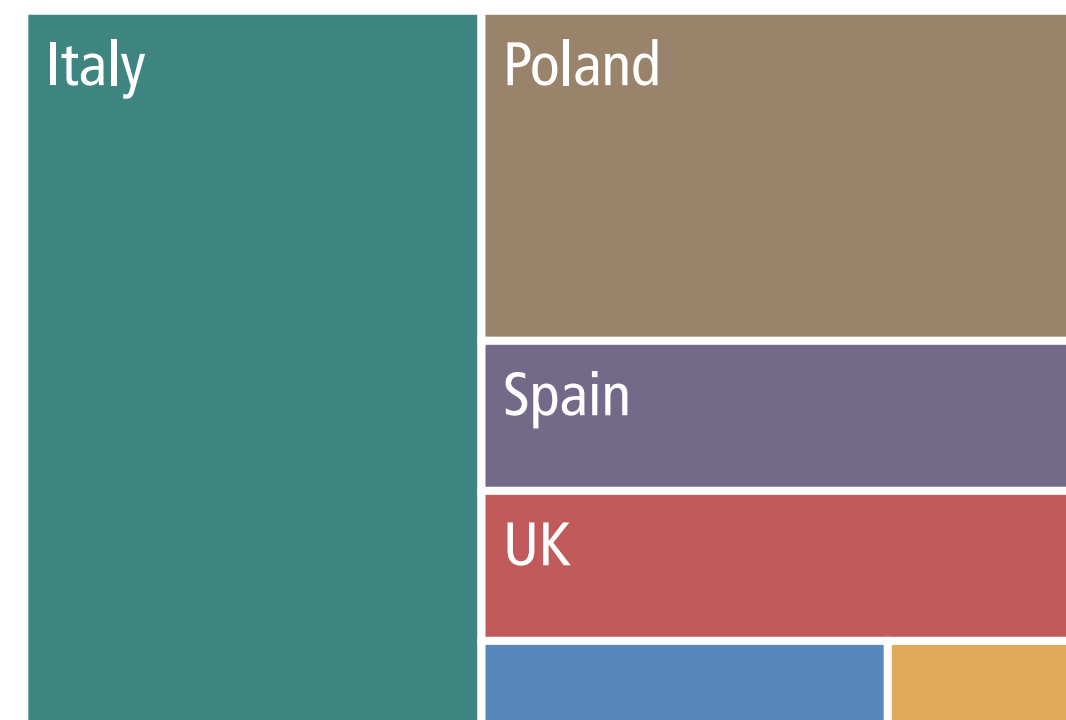
Second Rank



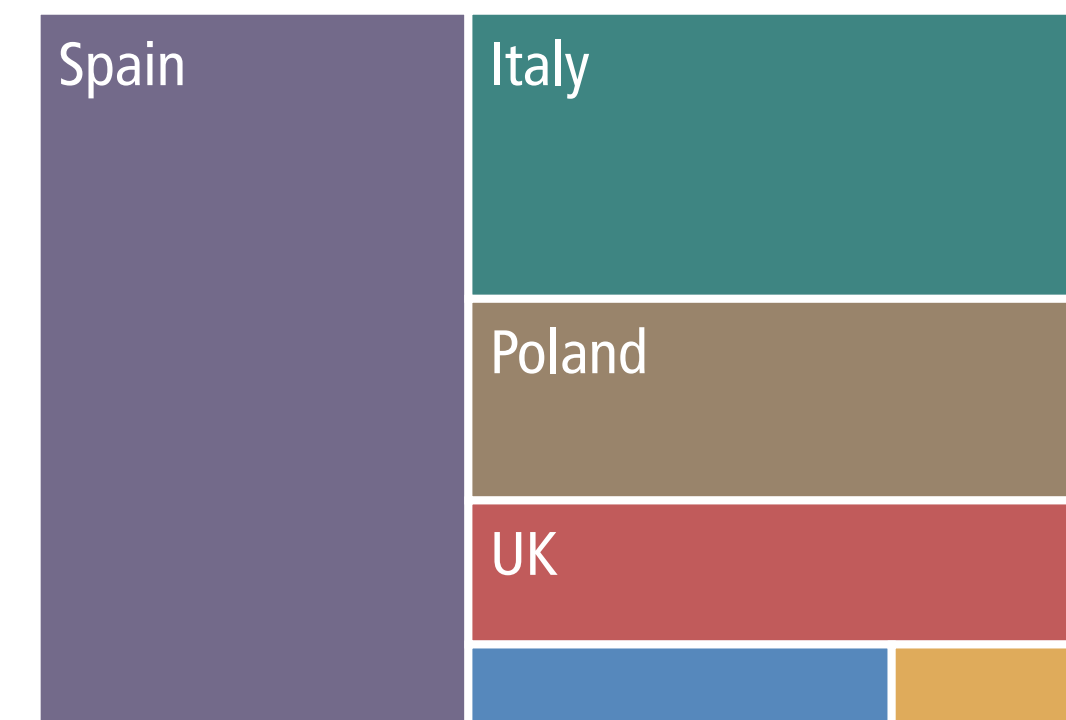
Third Rank



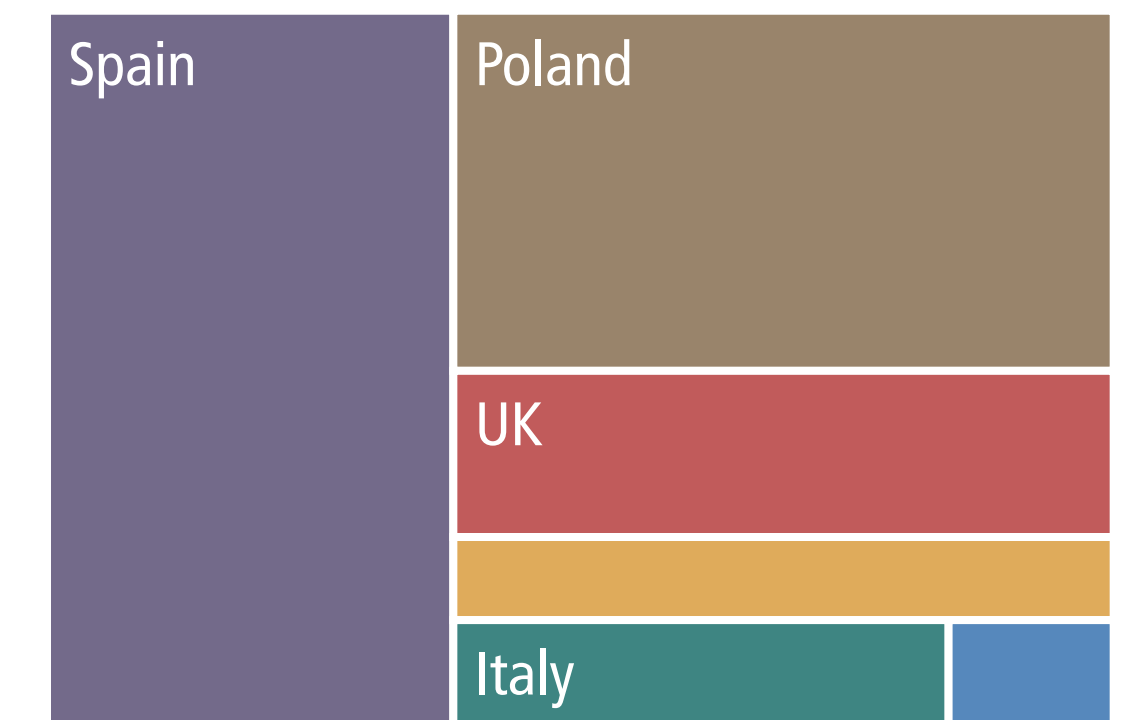
Fourth Rank



Fifth Rank



Sixth Rank



Number of respondents: 42. Size of rectangles corresponds with respondents' respective rankings. Countries with equal values are sorted from A-Z.

# Big Six Foreign, Security and Defence Policy Ranking by Croatia


Q8

“Please rank the six large EU member states according to their influence on EU foreign, security and defence policy over the past two years. (first rank being the most influential)”

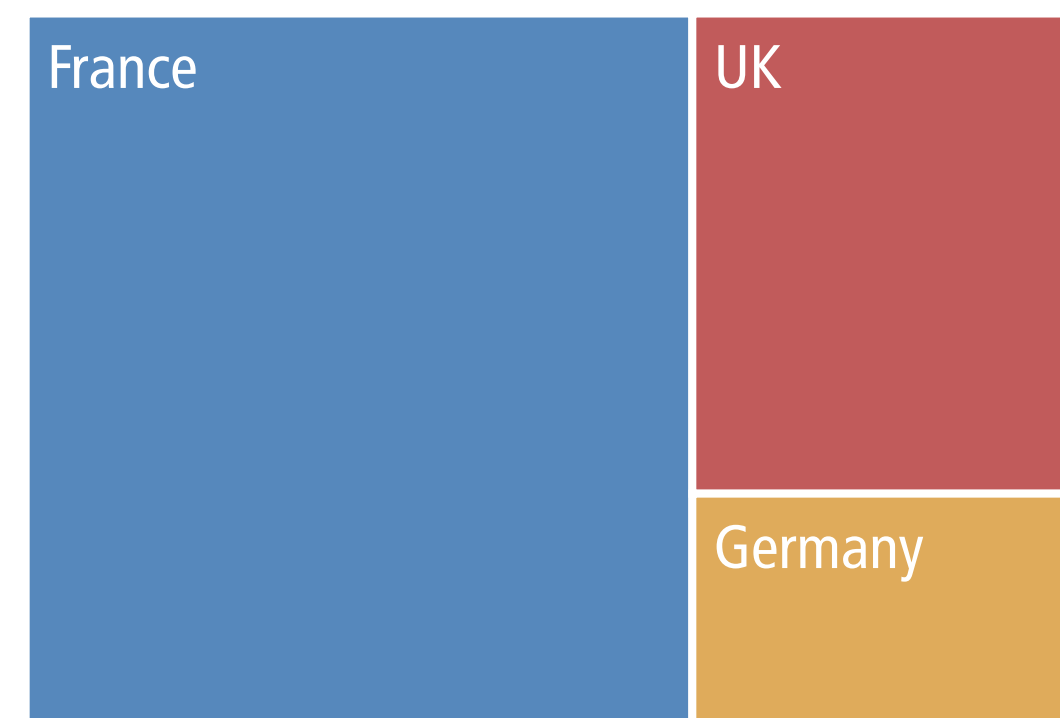
EU Big Six Founding Six	Affluent Seven Southern Seven Visegrád Four
Austria	Italy
Belgium	Latvia
Bulgaria	Lithuania
<b>Croatia</b>	Luxembourg
Cyprus	Malta
Czech Rep.	Netherlands
Denmark	Poland
Estonia	Portugal
Finland	Romania
France	Slovakia
Germany	Slovenia
Greece	Spain
Hungary	Sweden
Ireland	UK

- Influence Overview
- Big Six Fiscal Policy
- Big Six Border Security and Migration Policy
- Big Six Foreign, Security and Defence Policy**
- Affluent Seven EU Policy


First Rank




Second Rank




Third Rank




Fourth Rank



Fifth Rank



Sixth Rank



Number of respondents: 16. Size of rectangles corresponds with respondents' respective rankings. Countries with equal values are sorted from A-Z.



# Big Six Foreign, Security and Defence Policy Ranking by Cyprus


Q8

“Please rank the six large EU member states according to their influence on EU foreign, security and defence policy over the past two years. (first rank being the most influential)”

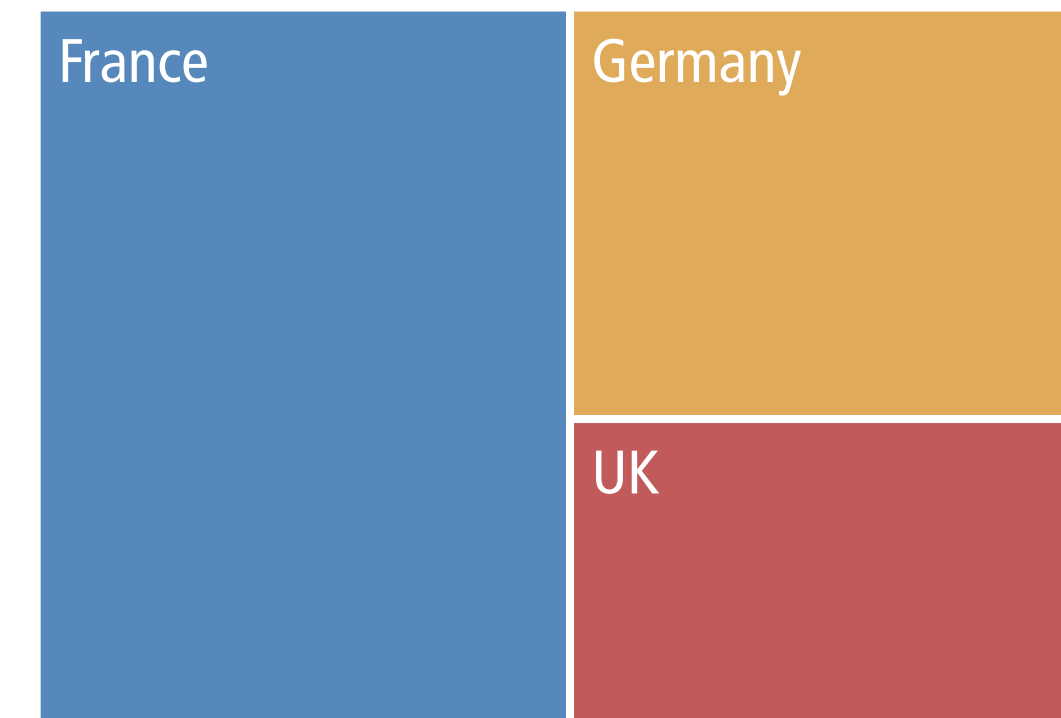
EU Big Six Founding Six	Affluent Seven Southern Seven Visegrád Four
Austria	Italy
Belgium	Latvia
Bulgaria	Lithuania
Croatia	Luxembourg
Cyprus	Malta
Czech Rep.	Netherlands
Denmark	Poland
Estonia	Portugal
Finland	Romania
France	Slovakia
Germany	Slovenia
Greece	Spain
Hungary	Sweden
Ireland	UK

- Influence Overview
- Big Six Fiscal Policy
- Big Six Border Security and Migration Policy
- Big Six Foreign, Security and Defence Policy**
- Affluent Seven EU Policy

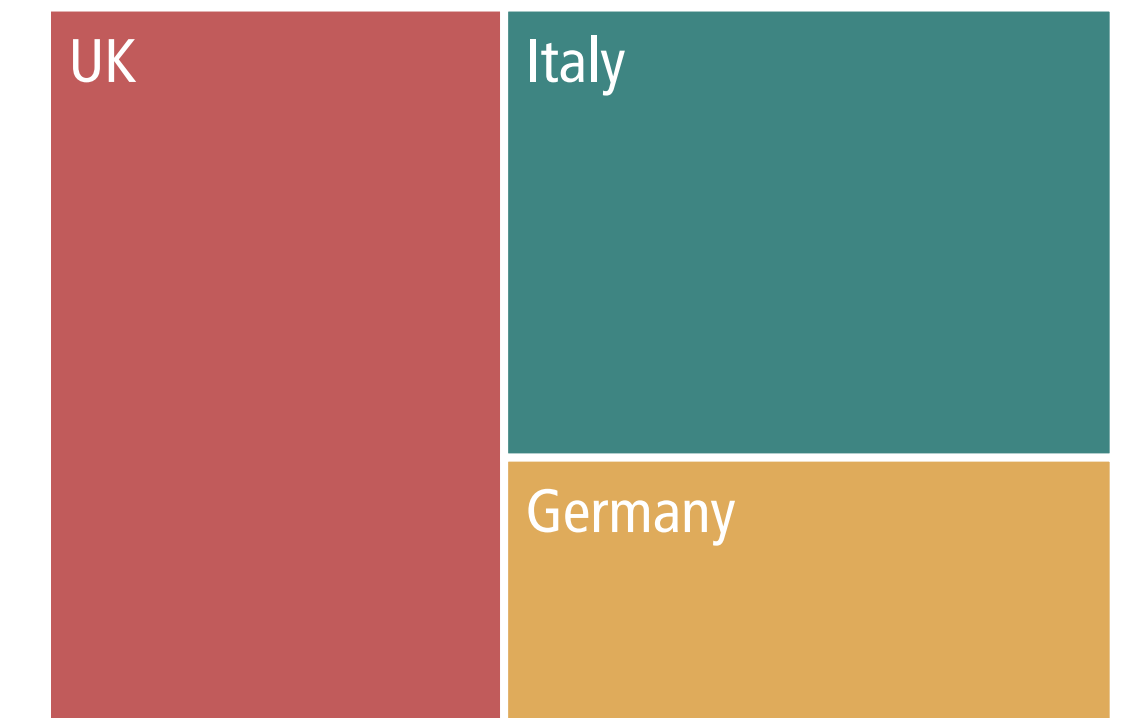
First Rank




Second Rank




Third Rank



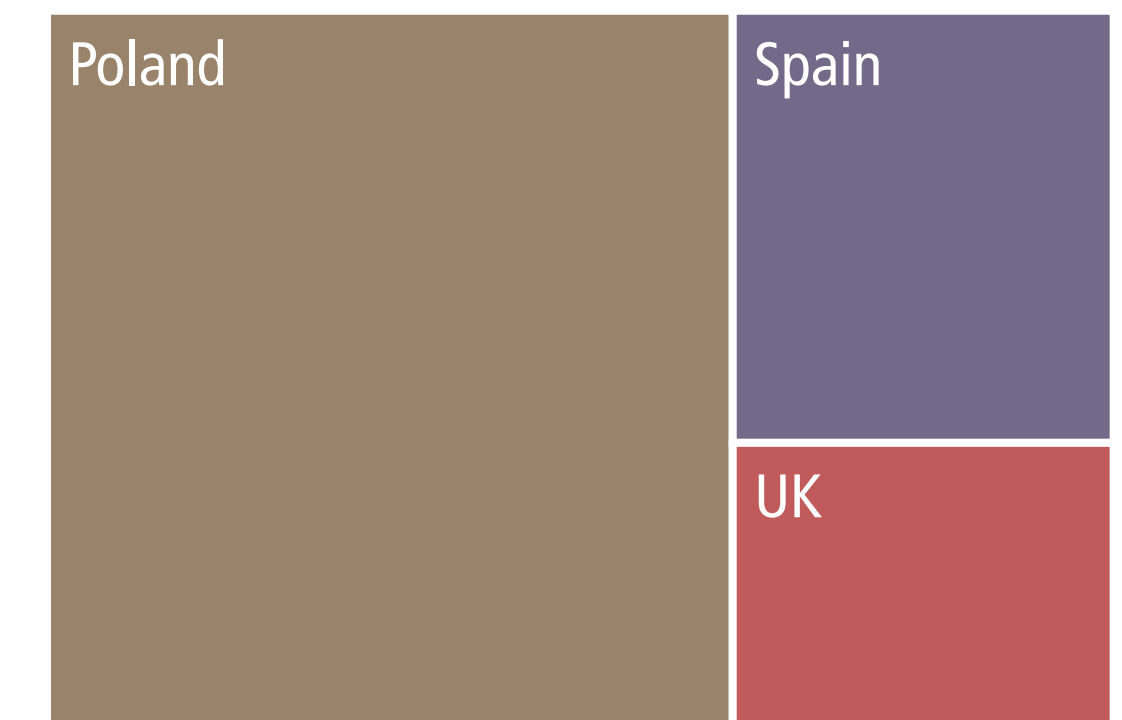
Fourth Rank



Fifth Rank



Sixth Rank



Number of respondents: 14. Size of rectangles corresponds with respondents' respective rankings. Countries with equal values are sorted from A-Z.



# Big Six Foreign, Security and Defence Policy Ranking by Czech Rep.

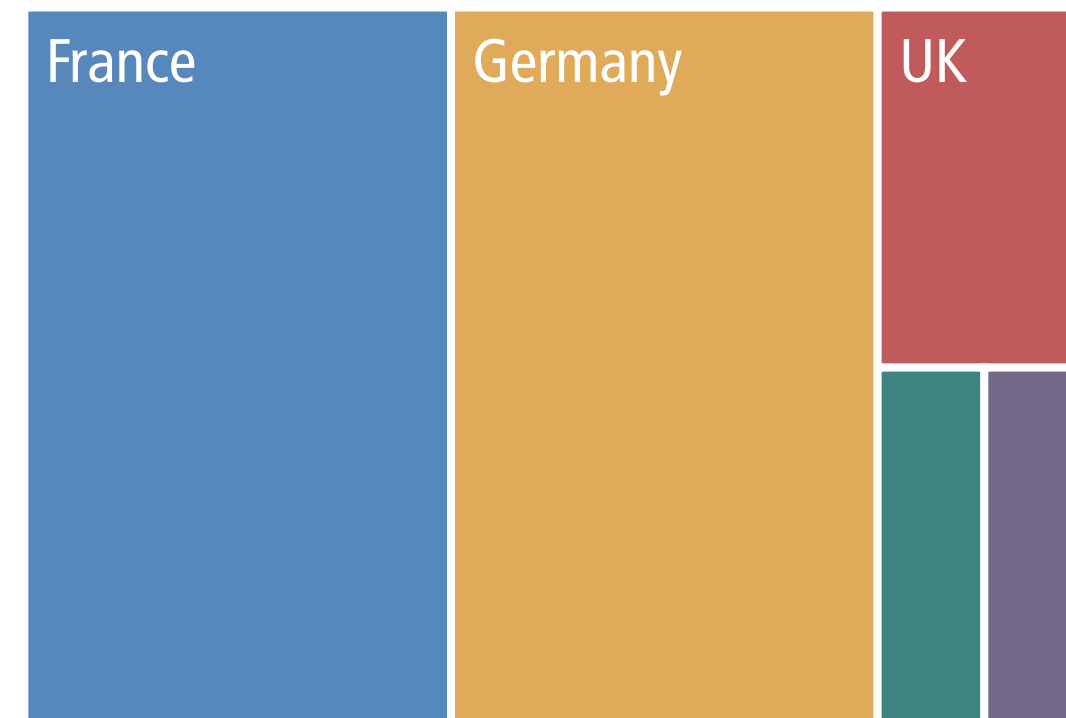
Q8

“Please rank the six large EU member states according to their influence on EU foreign, security and defence policy over the past two years. (first rank being the most influential)”

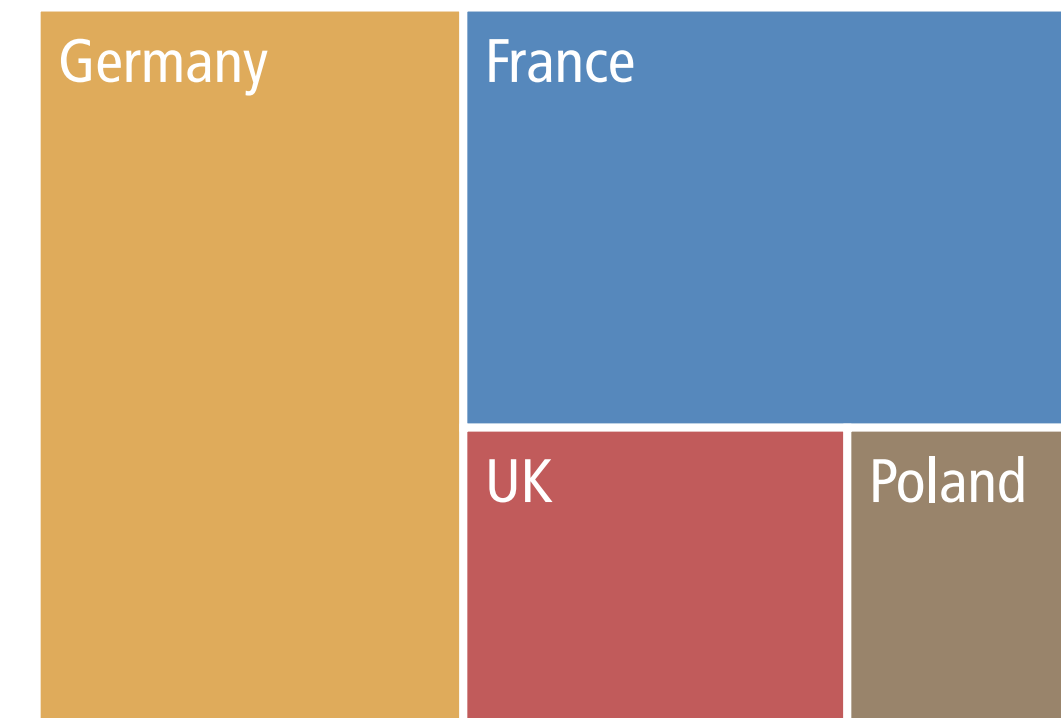
EU Big Six	Affluent Seven
Founding Six	Southern Seven
	Visegrád Four
Austria	Italy
Belgium	Latvia
Bulgaria	Lithuania
Croatia	Luxembourg
Cyprus	Malta
<b>Czech Rep.</b>	Netherlands
Denmark	Poland
Estonia	Portugal
Finland	Romania
France	Slovakia
Germany	Slovenia
Greece	Spain
Hungary	Sweden
Ireland	UK

- Influence Overview
- Big Six Fiscal Policy
- Big Six Border Security and Migration Policy
- Big Six Foreign, Security and Defence Policy**
- Affluent Seven EU Policy


First Rank




Second Rank



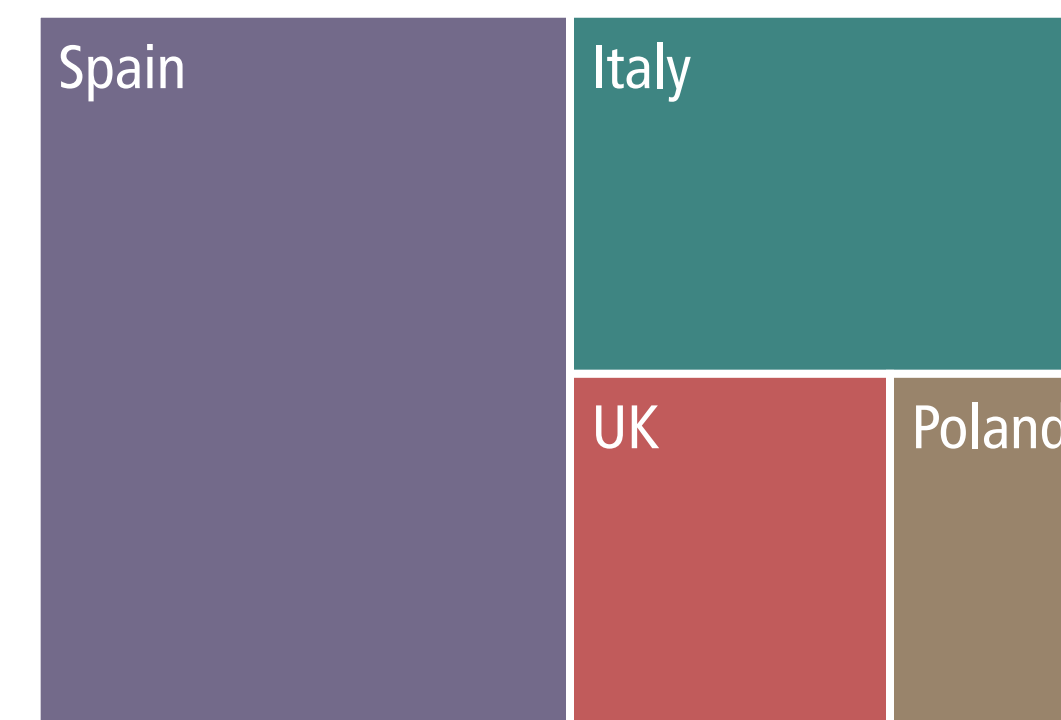
Third Rank



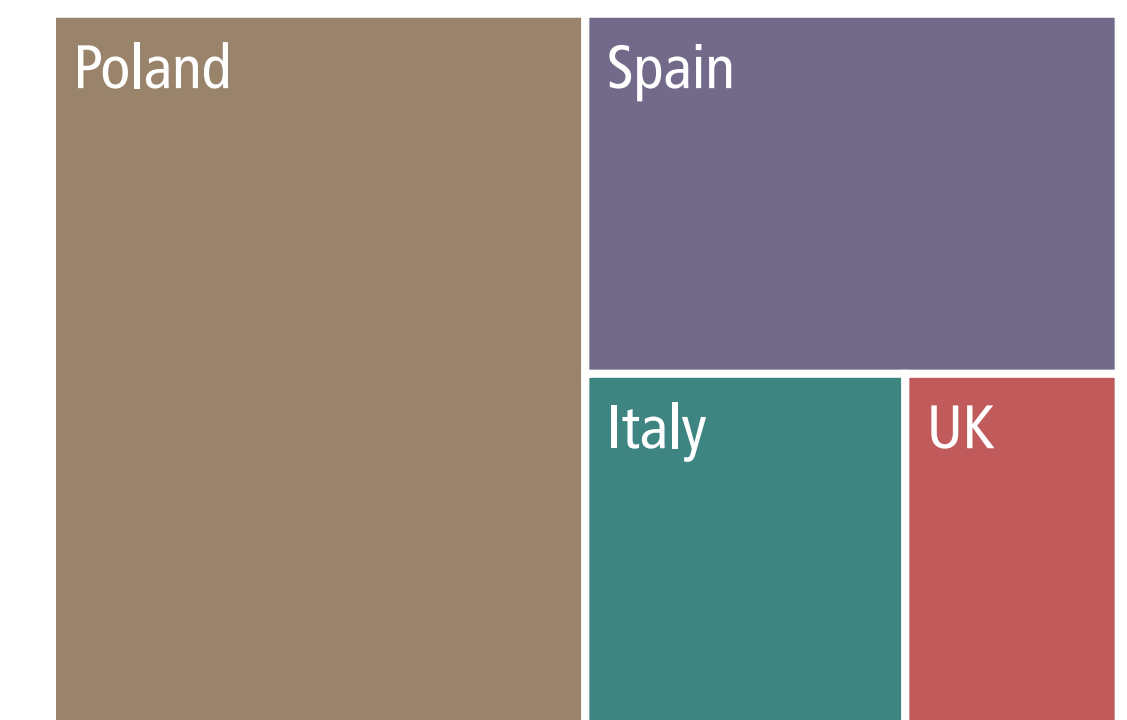
Fourth Rank



Fifth Rank



Sixth Rank



Number of respondents: 20. Size of rectangles corresponds with respondents' respective rankings. Countries with equal values are sorted from A-Z.



# Big Six Foreign, Security and Defence Policy Ranking by Denmark

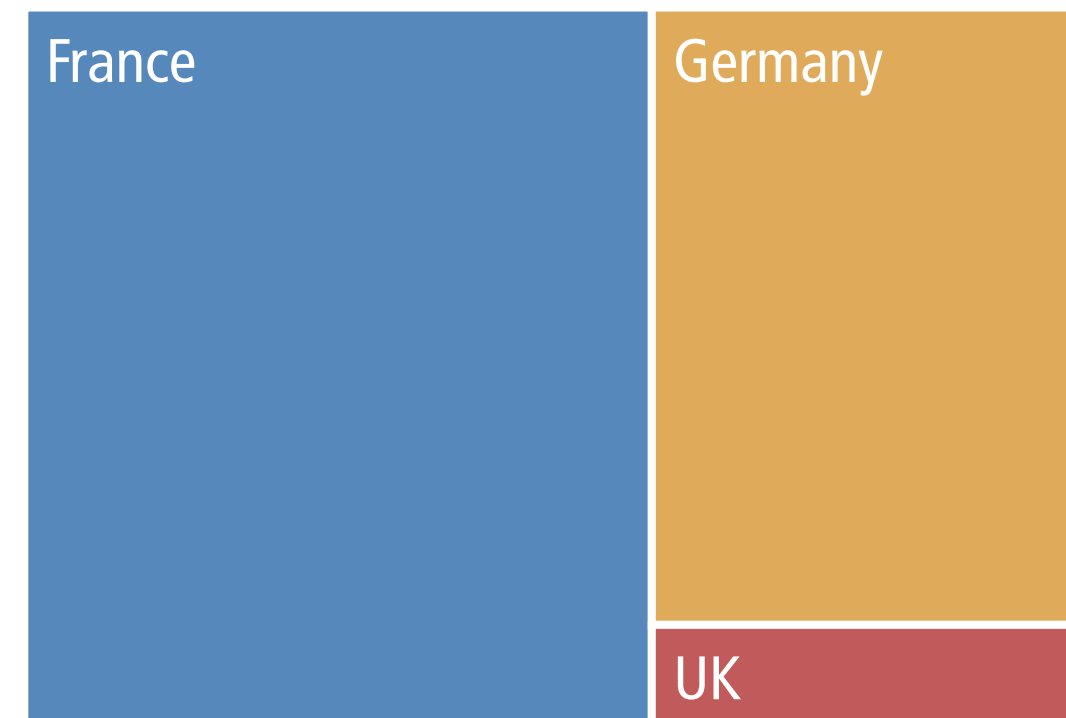
Q8

“Please rank the six large EU member states according to their influence on EU foreign, security and defence policy over the past two years. (first rank being the most influential)”

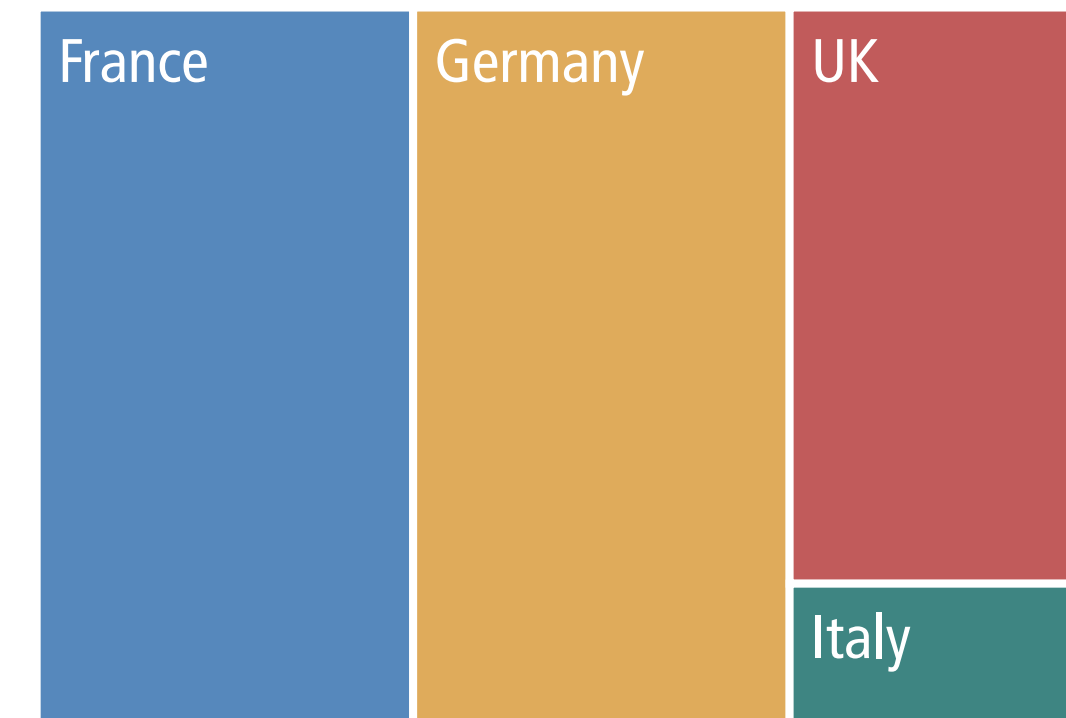
EU Big Six	Affluent Seven
Founding Six	Southern Seven
	Visegrád Four
Austria	Italy
Belgium	Latvia
Bulgaria	Lithuania
Croatia	Luxembourg
Cyprus	Malta
Czech Rep.	Netherlands
<b>Denmark</b>	Poland
Estonia	Portugal
Finland	Romania
France	Slovakia
Germany	Slovenia
Greece	Spain
Hungary	Sweden
Ireland	UK

- Influence Overview
- Big Six Fiscal Policy
- Big Six Border Security and Migration Policy
- Big Six Foreign, Security and Defence Policy**
- Affluent Seven EU Policy

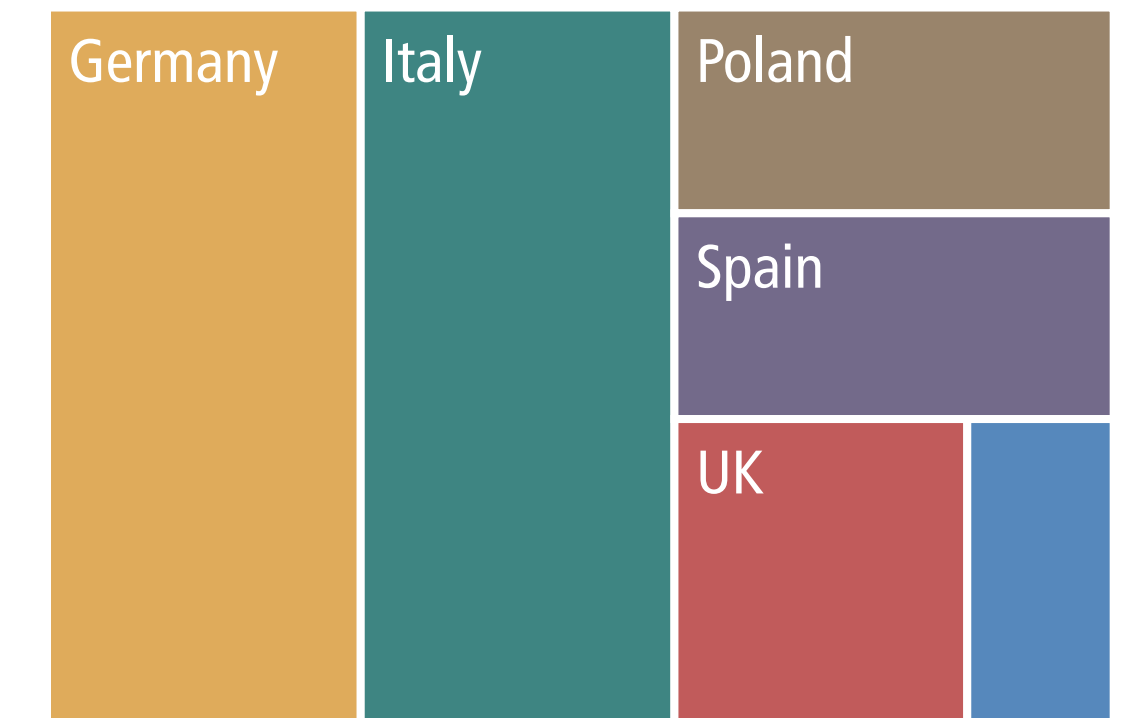
First Rank




Second Rank




Third Rank




Fourth Rank



Fifth Rank



Sixth Rank



Number of respondents: 17. Size of rectangles corresponds with respondents' respective rankings. Countries with equal values are sorted from A-Z.

# Big Six Foreign, Security and Defence Policy Ranking by Estonia

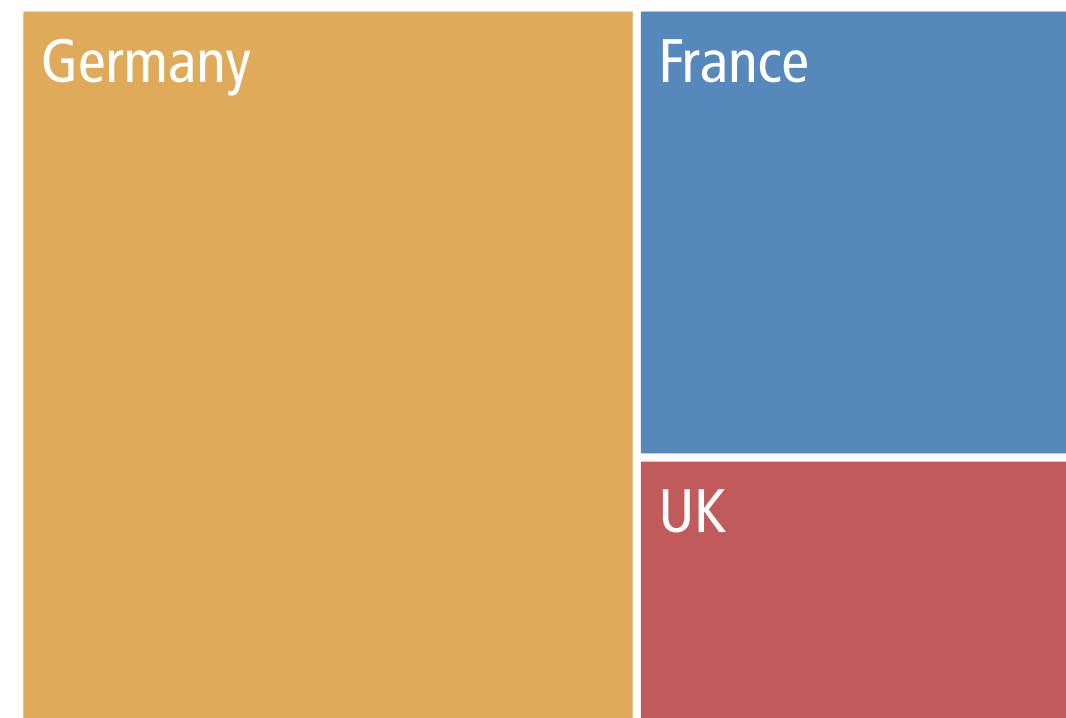
Q8

“Please rank the six large EU member states according to their influence on EU foreign, security and defence policy over the past two years. (first rank being the most influential)”

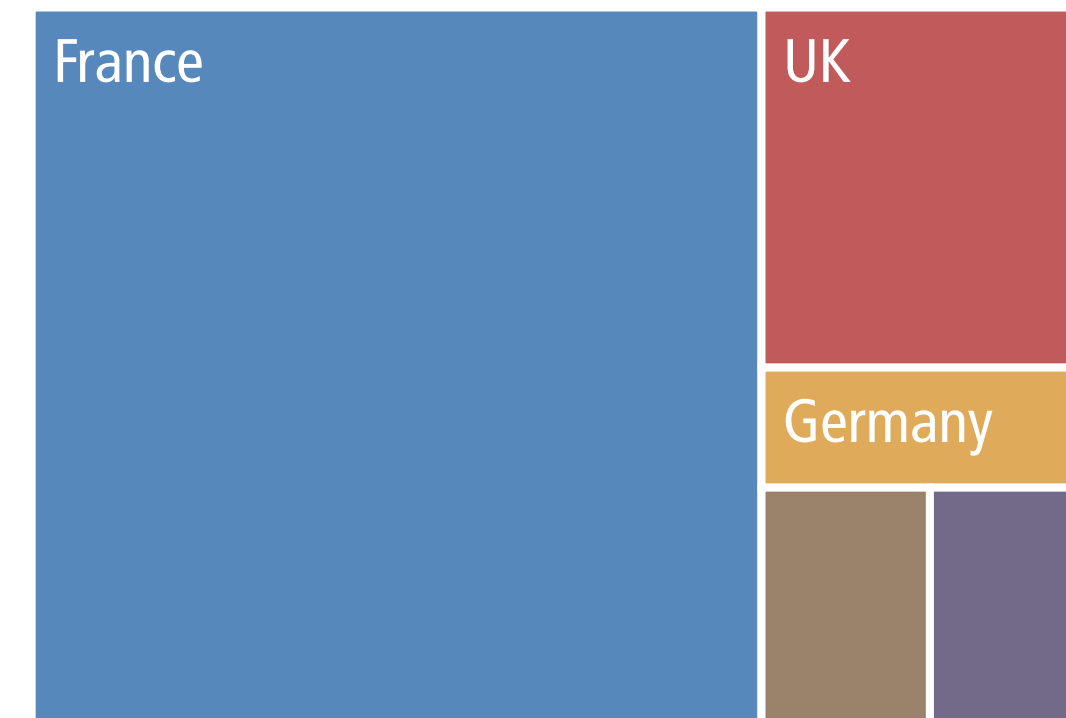
EU Big Six	Affluent Seven
Founding Six	Southern Seven
	Visegrád Four
Austria	Italy
Belgium	Latvia
Bulgaria	Lithuania
Croatia	Luxembourg
Cyprus	Malta
Czech Rep.	Netherlands
Denmark	Poland
<b>Estonia</b>	Portugal
Finland	Romania
France	Slovakia
Germany	Slovenia
Greece	Spain
Hungary	Sweden
Ireland	UK

- Influence Overview
- Big Six Fiscal Policy
- Big Six Border Security and Migration Policy
- Big Six Foreign, Security and Defence Policy**
- Affluent Seven EU Policy


First Rank




Second Rank




Third Rank



Fourth Rank



Fifth Rank



Sixth Rank



Number of respondents: 19. Size of rectangles corresponds with respondents' respective rankings. Countries with equal values are sorted from A-Z.



# Big Six Foreign, Security and Defence Policy Ranking by Finland

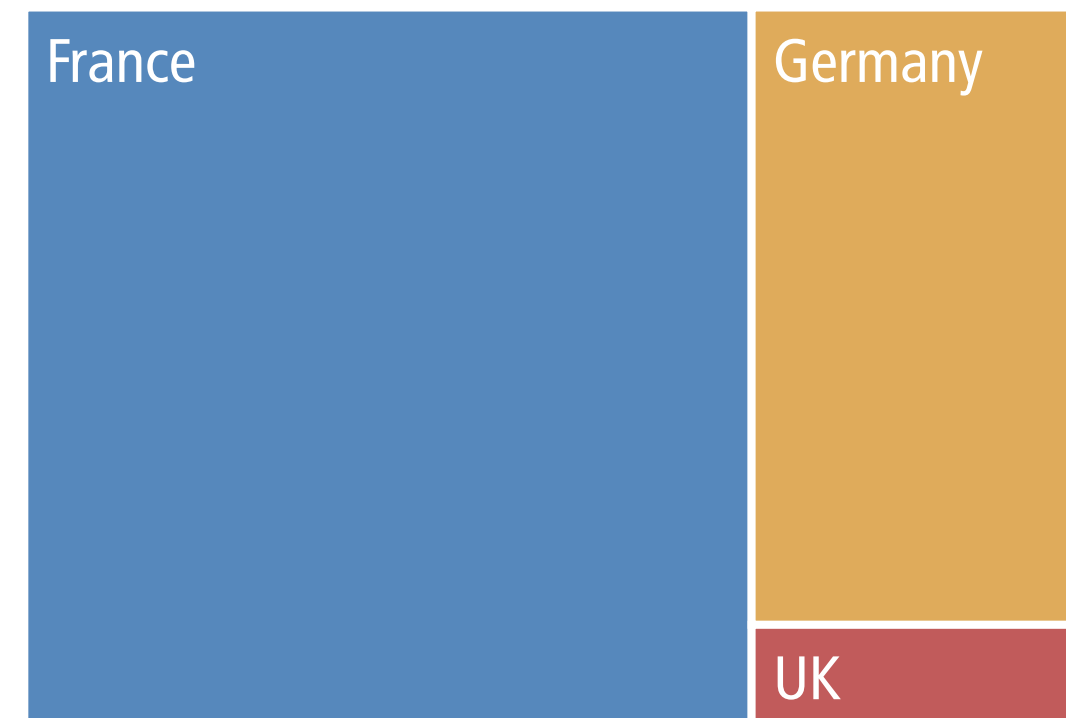
Q8

“Please rank the six large EU member states according to their influence on EU foreign, security and defence policy over the past two years. (first rank being the most influential)”

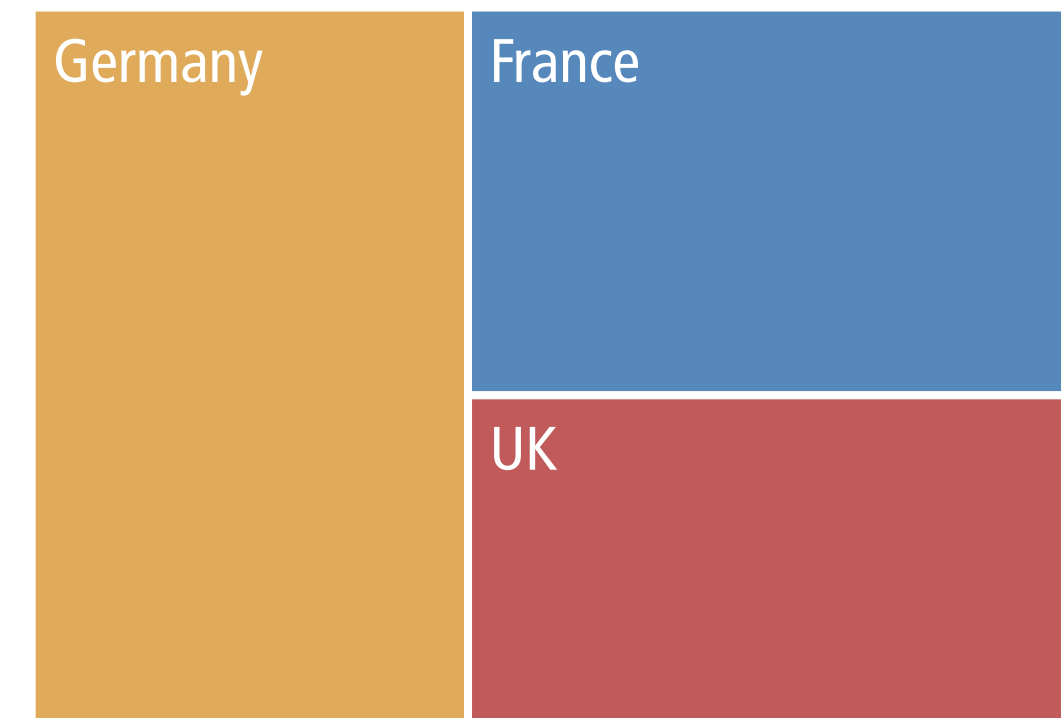
EU Big Six Founding Six	Affluent Seven Southern Seven Visegrád Four
Austria	Italy
Belgium	Latvia
Bulgaria	Lithuania
Croatia	Luxembourg
Cyprus	Malta
Czech Rep.	Netherlands
Denmark	Poland
Estonia	Portugal
<b>Finland</b>	Romania
France	Slovakia
Germany	Slovenia
Greece	Spain
Hungary	Sweden
Ireland	UK

- Influence Overview
- Big Six Fiscal Policy
- Big Six Border Security and Migration Policy
- Big Six Foreign, Security and Defence Policy**
- Affluent Seven EU Policy


First Rank




Second Rank




Third Rank



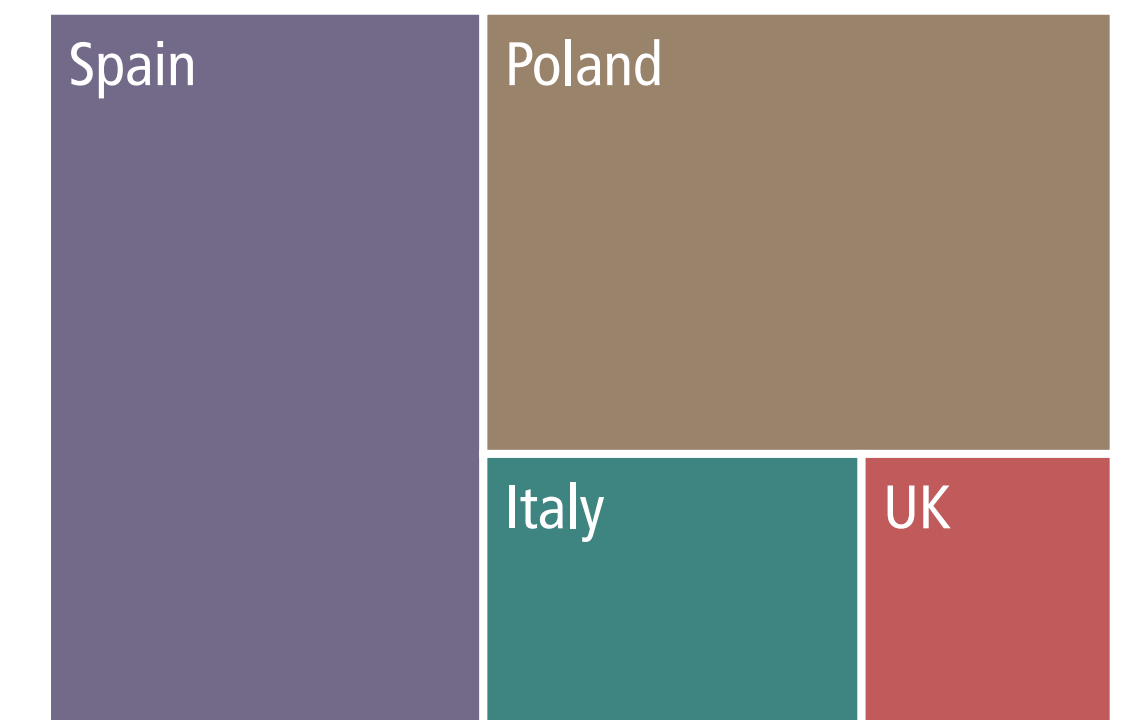
Fourth Rank



Fifth Rank



Sixth Rank



Number of respondents: 22. Size of rectangles corresponds with respondents' respective rankings. Countries with equal values are sorted from A-Z.



# Big Six Foreign, Security and Defence Policy Ranking by France


Q8

“Please rank the six large EU member states according to their influence on EU foreign, security and defence policy over the past two years. (first rank being the most influential)”

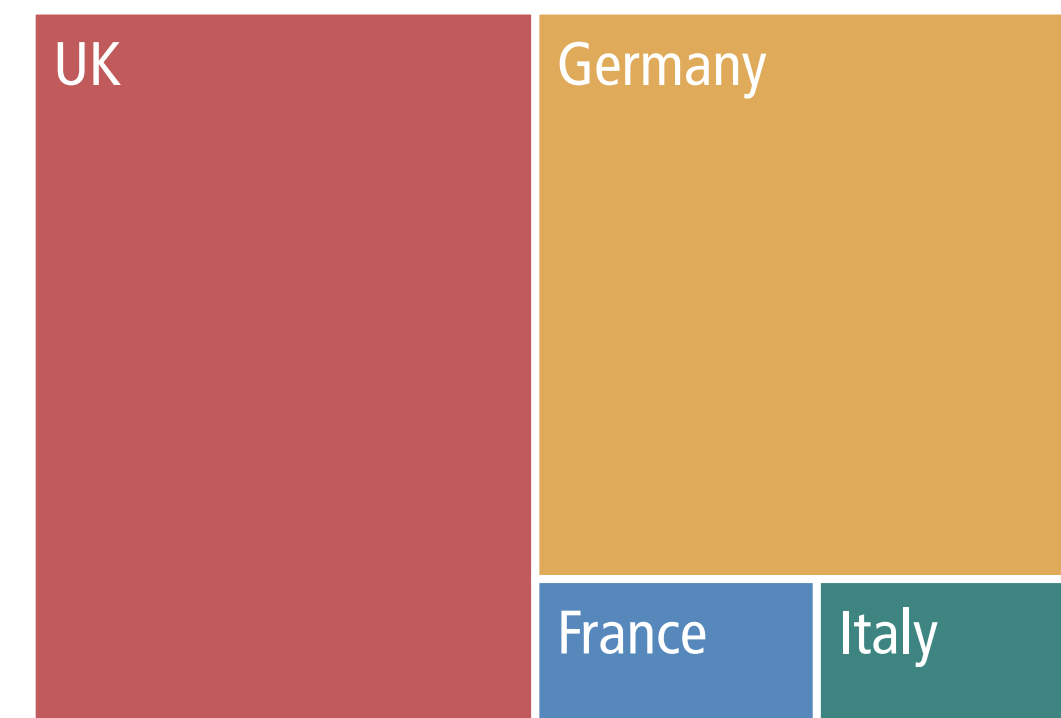
EU Big Six	Affluent Seven
Founding Six	Southern Seven
	Visegrád Four
Austria	Italy
Belgium	Latvia
Bulgaria	Lithuania
Croatia	Luxembourg
Cyprus	Malta
Czech Rep.	Netherlands
Denmark	Poland
Estonia	Portugal
Finland	Romania
<b>France</b>	Slovakia
Germany	Slovenia
Greece	Spain
Hungary	Sweden
Ireland	UK

- Influence Overview
- Big Six Fiscal Policy
- Big Six Border Security and Migration Policy
- Big Six Foreign, Security and Defence Policy**
- Affluent Seven EU Policy

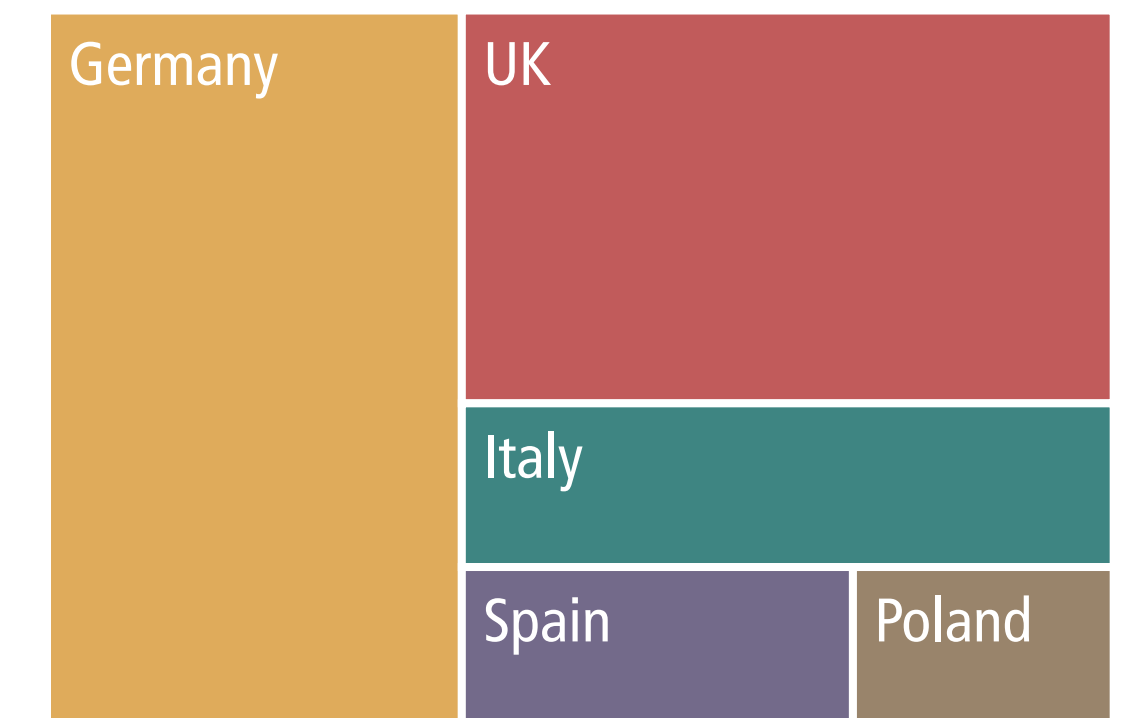
First Rank




Second Rank



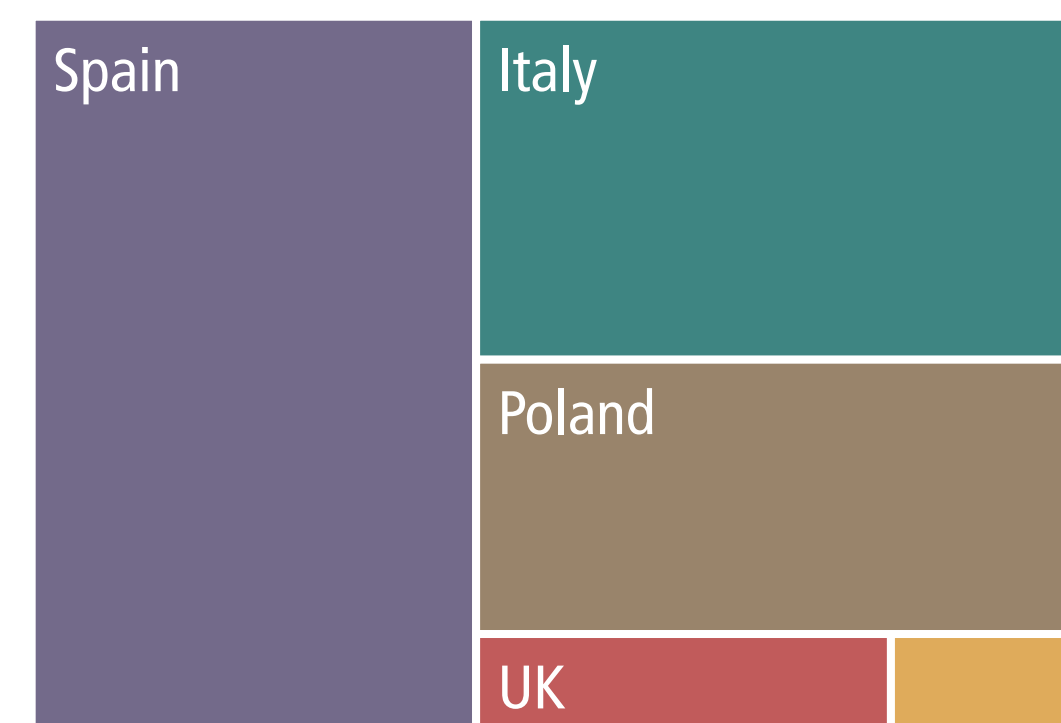
Third Rank




Fourth Rank



Fifth Rank



Sixth Rank



Number of respondents: 36. Size of rectangles corresponds with respondents' respective rankings. Countries with equal values are sorted from A-Z.



# Big Six Foreign, Security and Defence Policy Ranking by Germany


Q8

“Please rank the six large EU member states according to their influence on EU foreign, security and defence policy over the past two years. (first rank being the most influential)”

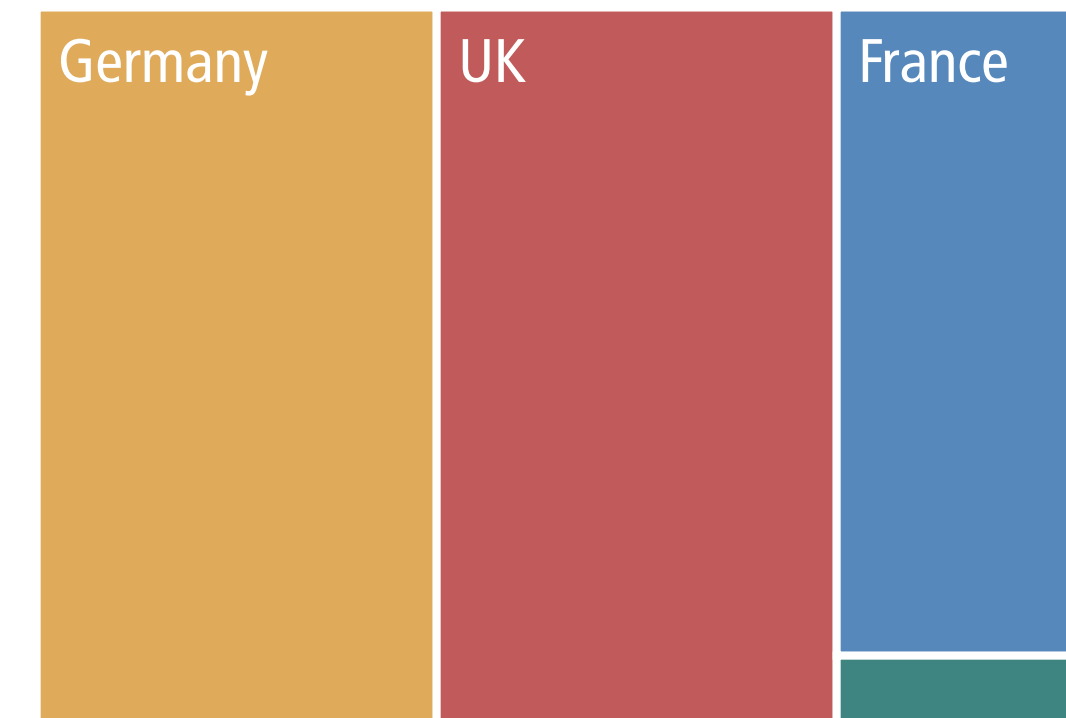
EU Big Six	Affluent Seven
Founding Six	Southern Seven
	Visegrád Four
Austria	Italy
Belgium	Latvia
Bulgaria	Lithuania
Croatia	Luxembourg
Cyprus	Malta
Czech Rep.	Netherlands
Denmark	Poland
Estonia	Portugal
Finland	Romania
France	Slovakia
<b>Germany</b>	Slovenia
Greece	Spain
Hungary	Sweden
Ireland	UK

- Influence Overview
- Big Six Fiscal Policy
- Big Six Border Security and Migration Policy
- Big Six Foreign, Security and Defence Policy**
- Affluent Seven EU Policy

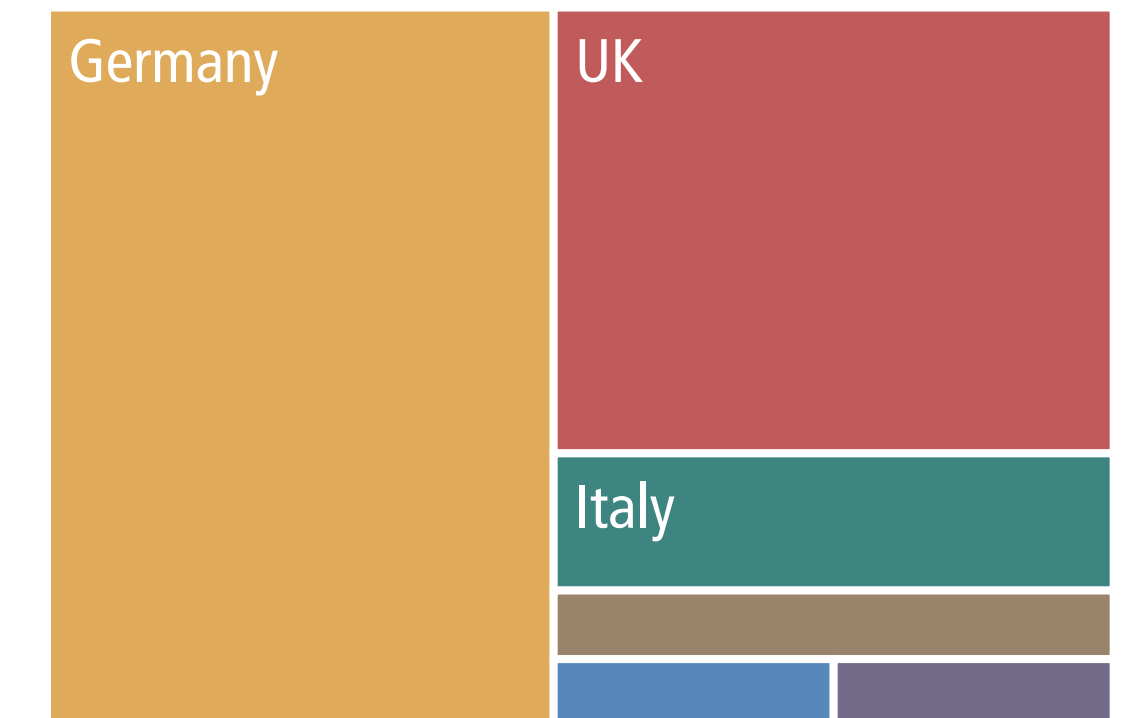
First Rank




Second Rank




Third Rank



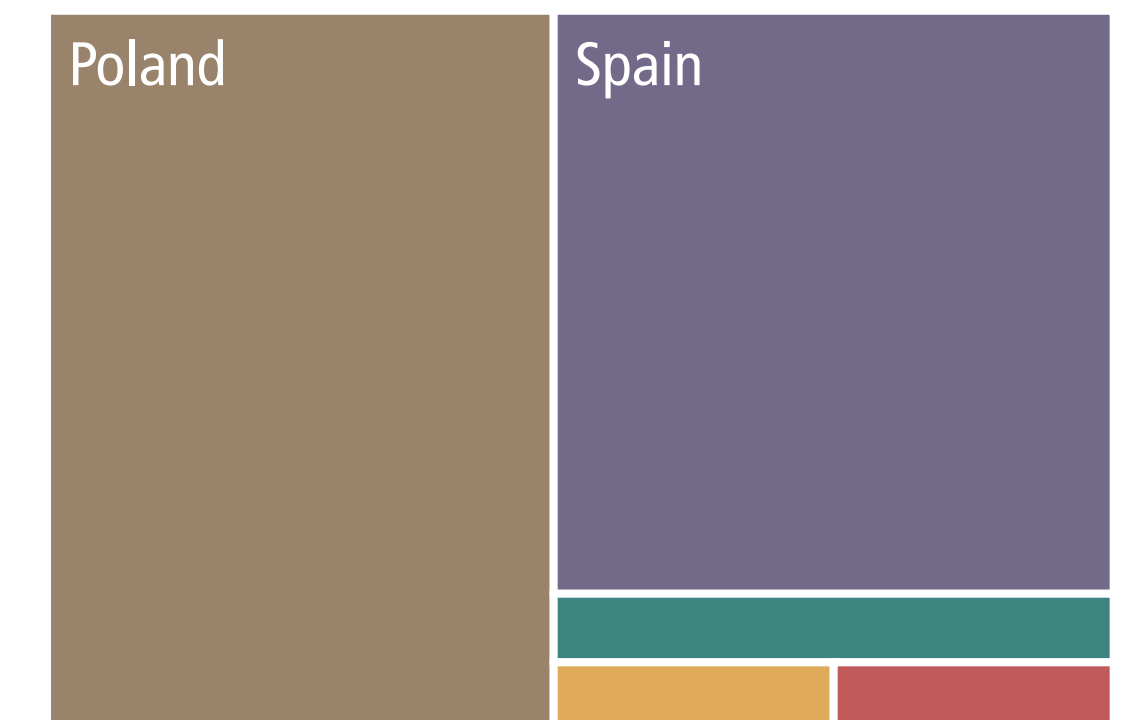
Fourth Rank



Fifth Rank



Sixth Rank



Number of respondents: 40. Size of rectangles corresponds with respondents' respective rankings. Countries with equal values are sorted from A-Z.

# Big Six Foreign, Security and Defence Policy Ranking by Greece

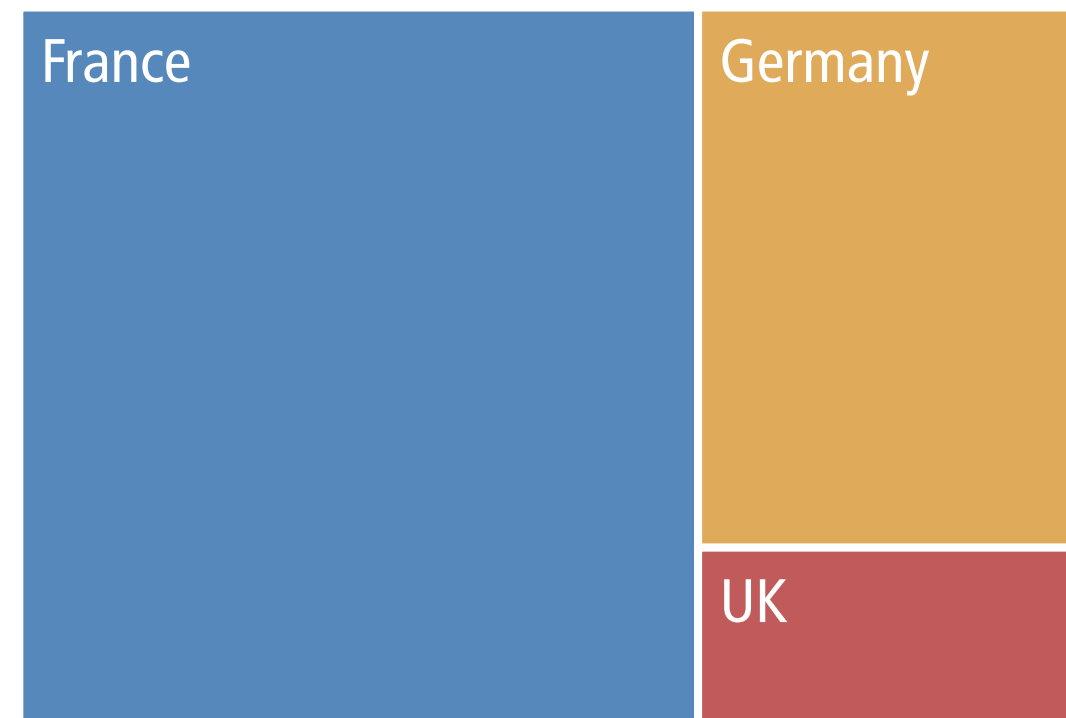
Q8

“Please rank the six large EU member states according to their influence on EU foreign, security and defence policy over the past two years. (first rank being the most influential)”

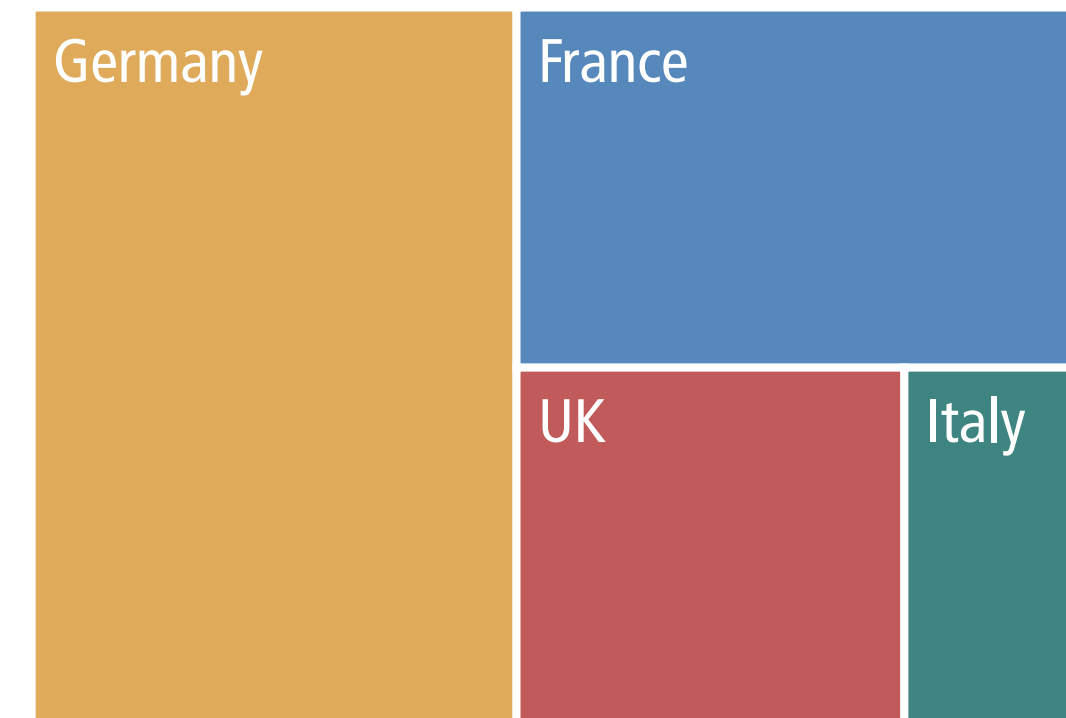
EU Big Six	Affluent Seven
Founding Six	Southern Seven
	Visegrád Four
Austria	Italy
Belgium	Latvia
Bulgaria	Lithuania
Croatia	Luxembourg
Cyprus	Malta
Czech Rep.	Netherlands
Denmark	Poland
Estonia	Portugal
Finland	Romania
France	Slovakia
Germany	Slovenia
<b>Greece</b>	Spain
Hungary	Sweden
Ireland	UK

- Influence Overview
- Big Six Fiscal Policy
- Big Six Border Security and Migration Policy
- Big Six Foreign, Security and Defence Policy**
- Affluent Seven EU Policy

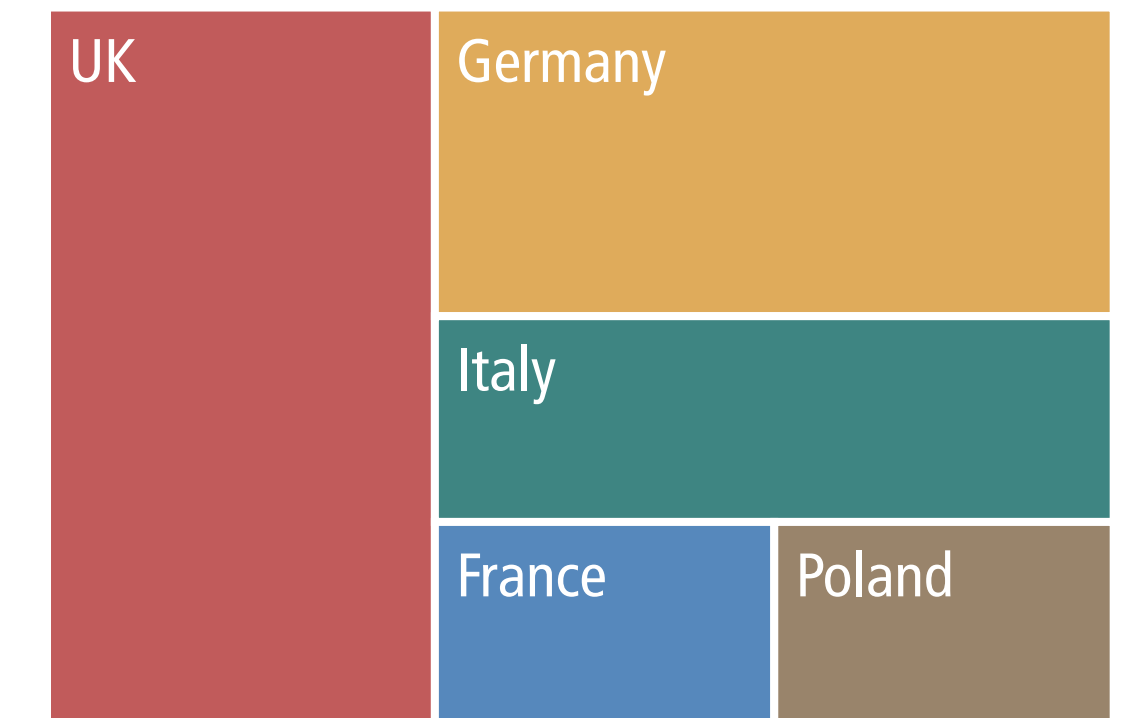
First Rank




Second Rank




Third Rank



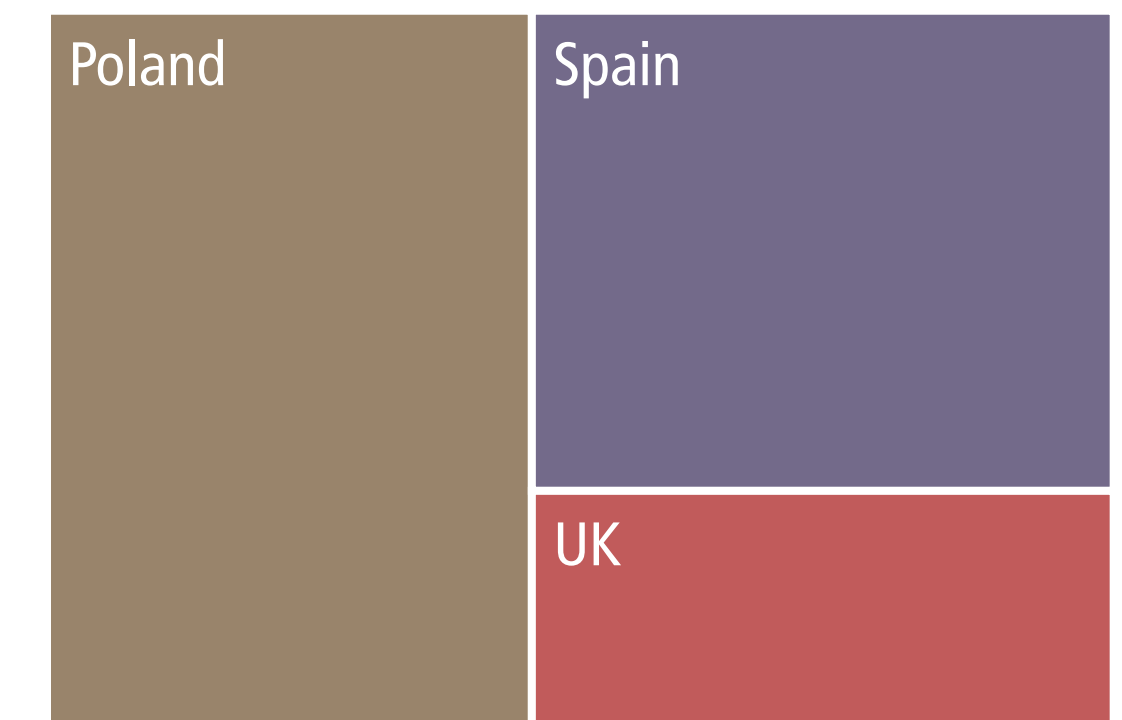
Fourth Rank



Fifth Rank



Sixth Rank



Number of respondents: 11. Size of rectangles corresponds with respondents' respective rankings. Countries with equal values are sorted from A-Z.



Greece



EU28 Survey

Findings

Chapters

Preferences

**Influence**

Policies & Partners

ecfr.eu/eucoalitionexplorer



# Big Six Foreign, Security and Defence Policy Ranking by Hungary

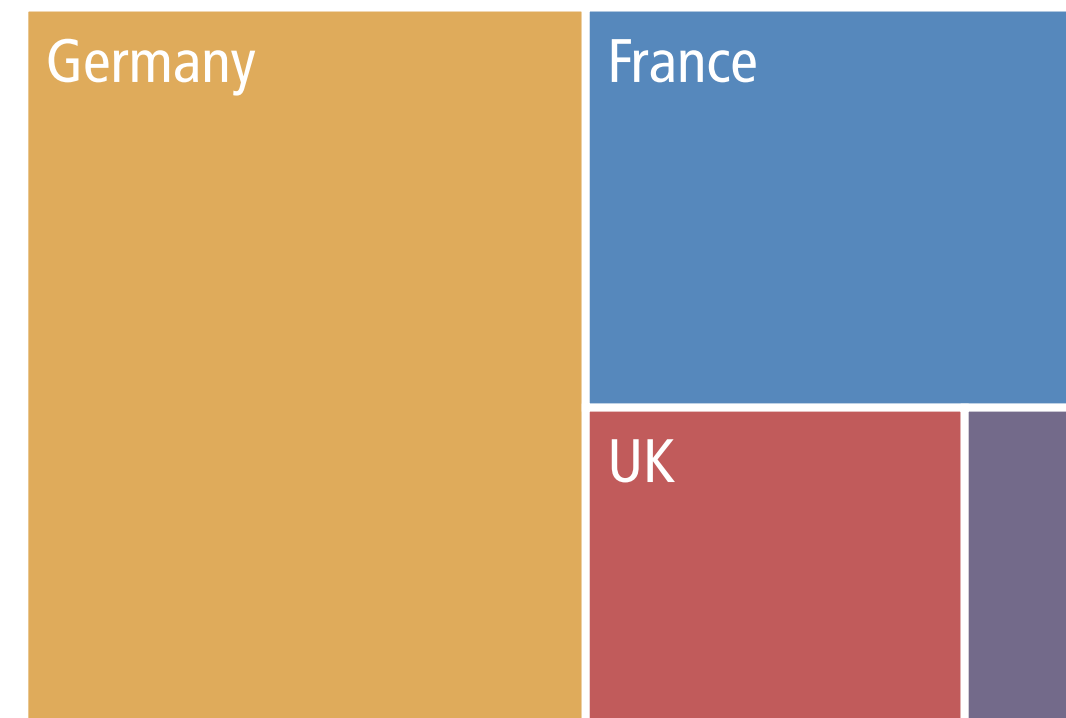


“Please rank the six large EU member states according to their influence on EU foreign, security and defence policy over the past two years. (first rank being the most influential)”

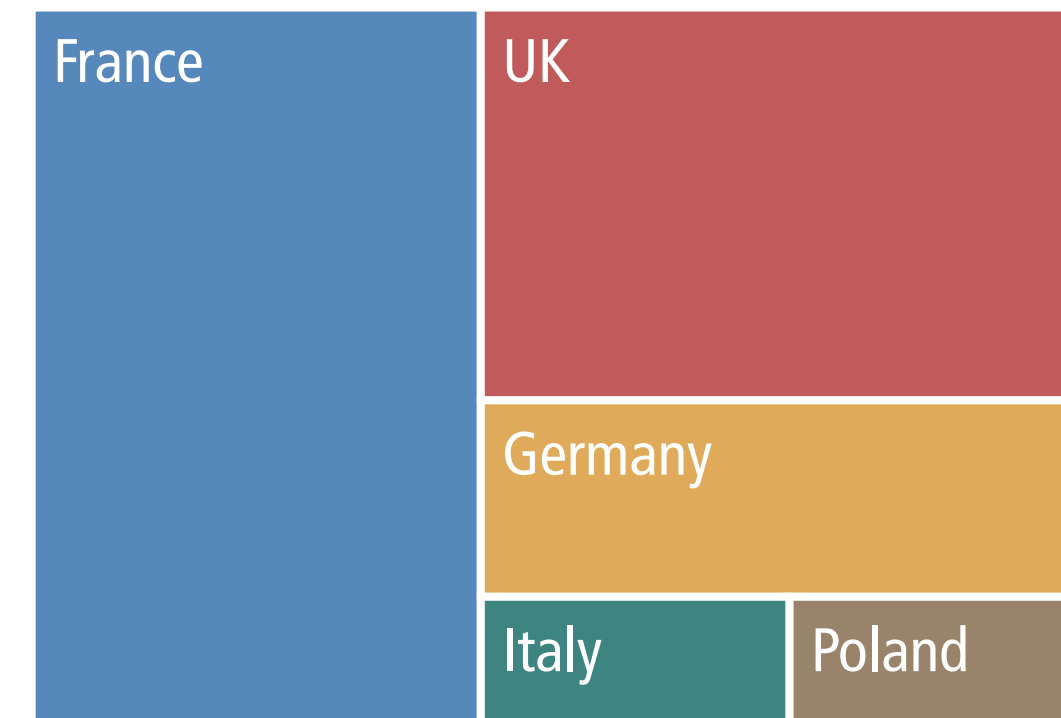
EU Big Six Founding Six	Affluent Seven Southern Seven Visegrád Four
Austria	Italy
Belgium	Latvia
Bulgaria	Lithuania
Croatia	Luxembourg
Cyprus	Malta
Czech Rep.	Netherlands
Denmark	Poland
Estonia	Portugal
Finland	Romania
France	Slovakia
Germany	Slovenia
Greece	Spain
<b>Hungary</b>	Sweden
Ireland	UK

- Influence Overview
- Big Six Fiscal Policy
- Big Six Border Security and Migration Policy
- Big Six Foreign, Security and Defence Policy**
- Affluent Seven EU Policy

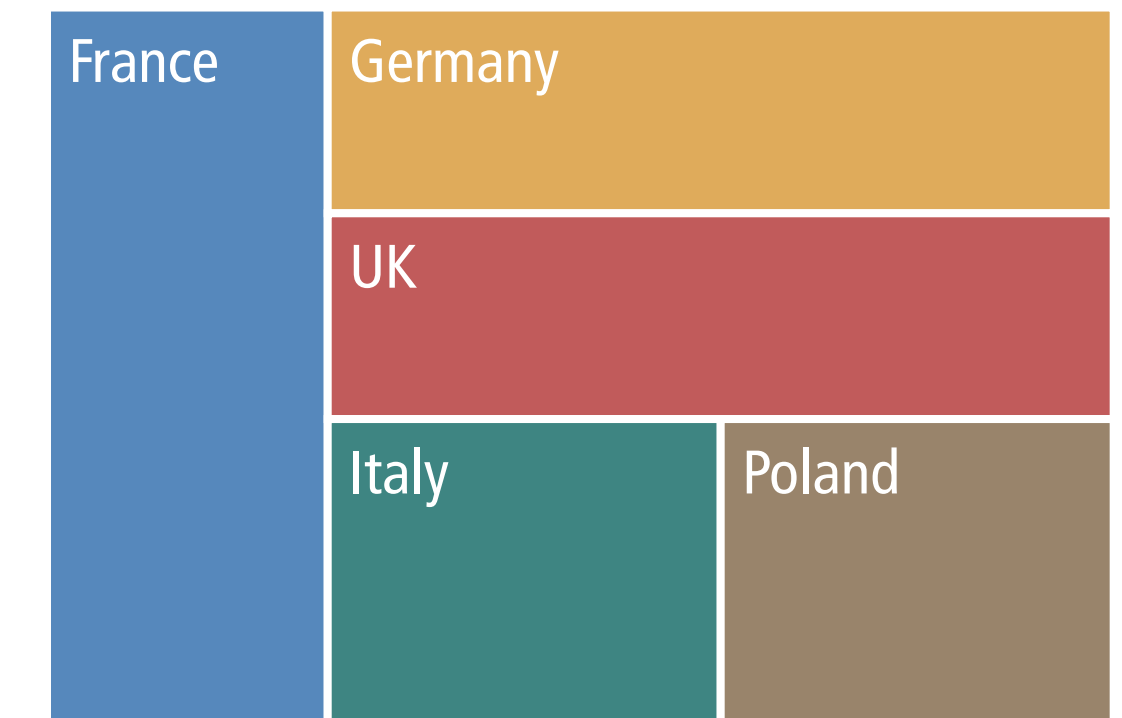
First Rank




Second Rank




Third Rank




Fourth Rank



Fifth Rank



Sixth Rank



Number of respondents: 19. Size of rectangles corresponds with respondents' respective rankings. Countries with equal values are sorted from A-Z.

# Big Six Foreign, Security and Defence Policy Ranking by Ireland

Q8

“Please rank the six large EU member states according to their influence on EU foreign, security and defence policy over the past two years. (first rank being the most influential)”

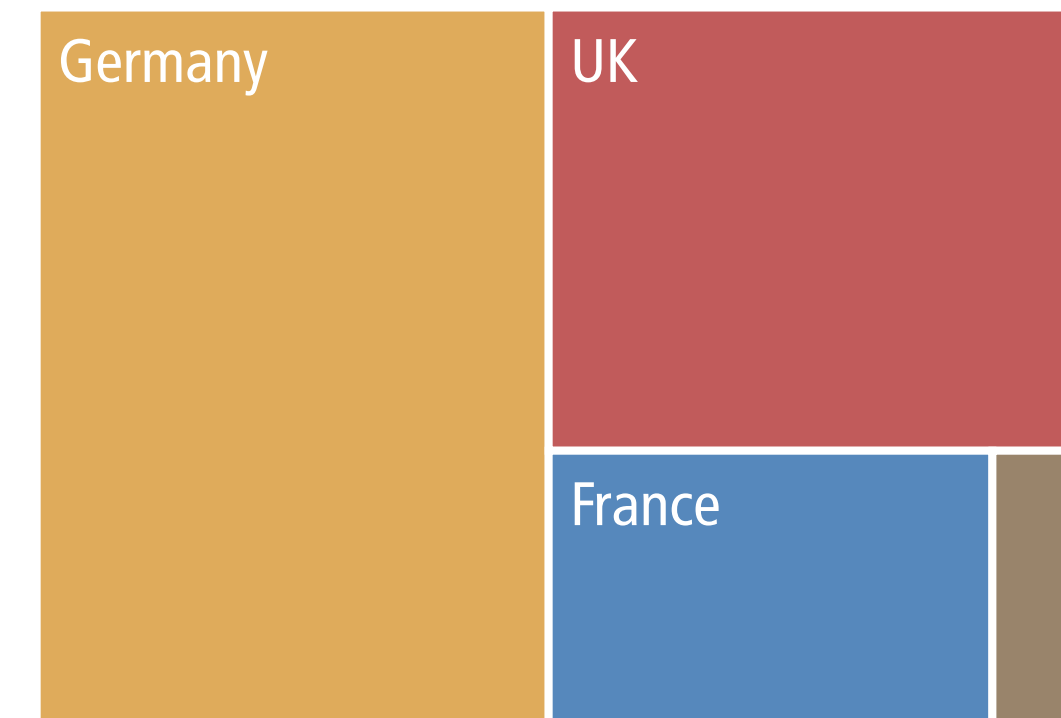
EU Big Six	Affluent Seven
Founding Six	Southern Seven
	Visegrád Four
Austria	Italy
Belgium	Latvia
Bulgaria	Lithuania
Croatia	Luxembourg
Cyprus	Malta
Czech Rep.	Netherlands
Denmark	Poland
Estonia	Portugal
Finland	Romania
France	Slovakia
Germany	Slovenia
Greece	Spain
Hungary	Sweden
<b>Ireland</b>	UK

- Influence Overview
- Big Six Fiscal Policy
- Big Six Border Security and Migration Policy
- Big Six Foreign, Security and Defence Policy**
- Affluent Seven EU Policy


First Rank




Second Rank




Third Rank




Fourth Rank



Fifth Rank



Sixth Rank



Number of respondents: 25. Size of rectangles corresponds with respondents' respective rankings. Countries with equal values are sorted from A-Z.



# Big Six Foreign, Security and Defence Policy Ranking by Italy

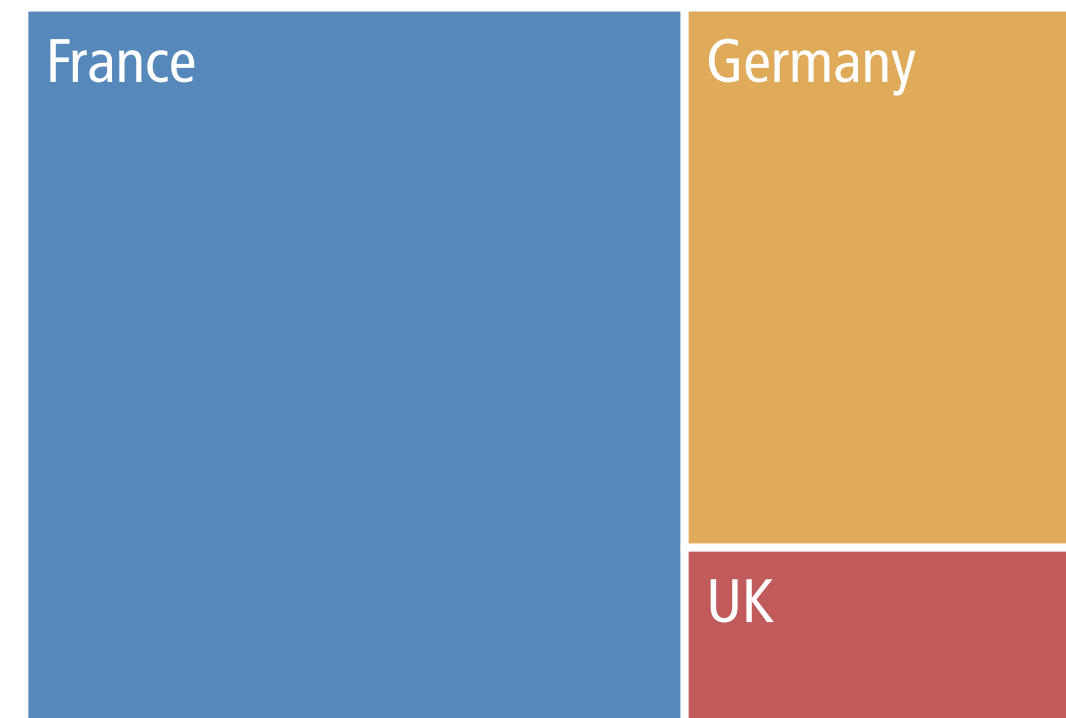
Q8

“Please rank the six large EU member states according to their influence on EU foreign, security and defence policy over the past two years. (first rank being the most influential)”

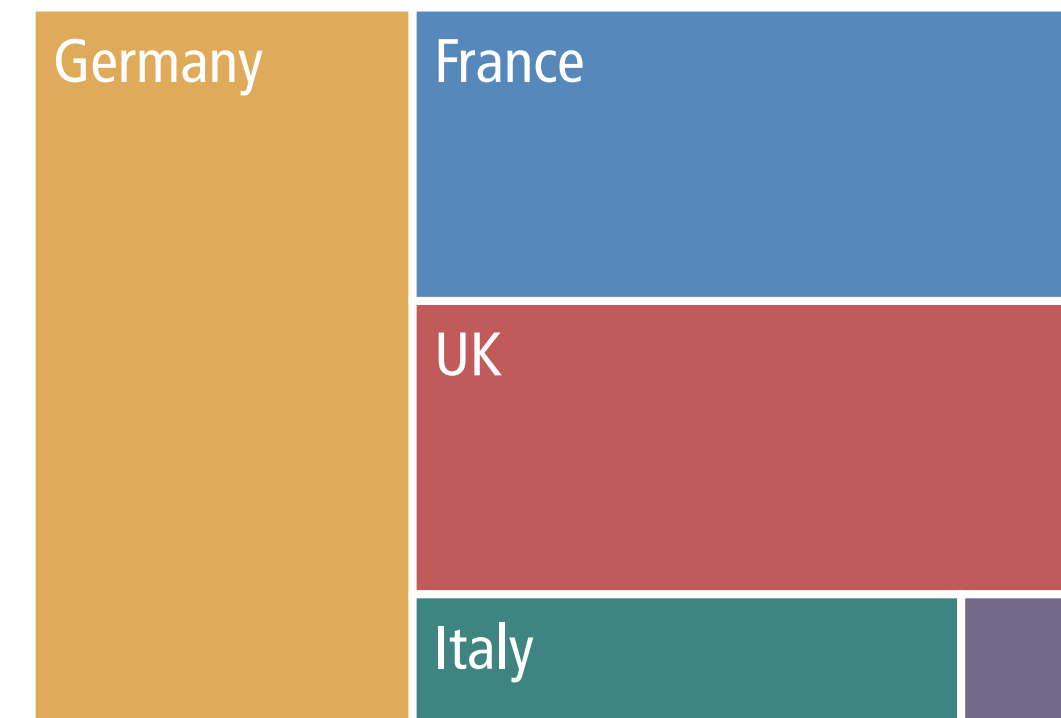
EU Big Six Founding Six	Affluent Seven Southern Seven Visegrád Four
Austria	<b>Italy</b>
Belgium	Latvia
Bulgaria	Lithuania
Croatia	Luxembourg
Cyprus	Malta
Czech Rep.	Netherlands
Denmark	Poland
Estonia	Portugal
Finland	Romania
France	Slovakia
Germany	Slovenia
Greece	Spain
Hungary	Sweden
Ireland	UK

- Influence Overview
- Big Six Fiscal Policy
- Big Six Border Security and Migration Policy
- Big Six Foreign, Security and Defence Policy**
- Affluent Seven EU Policy

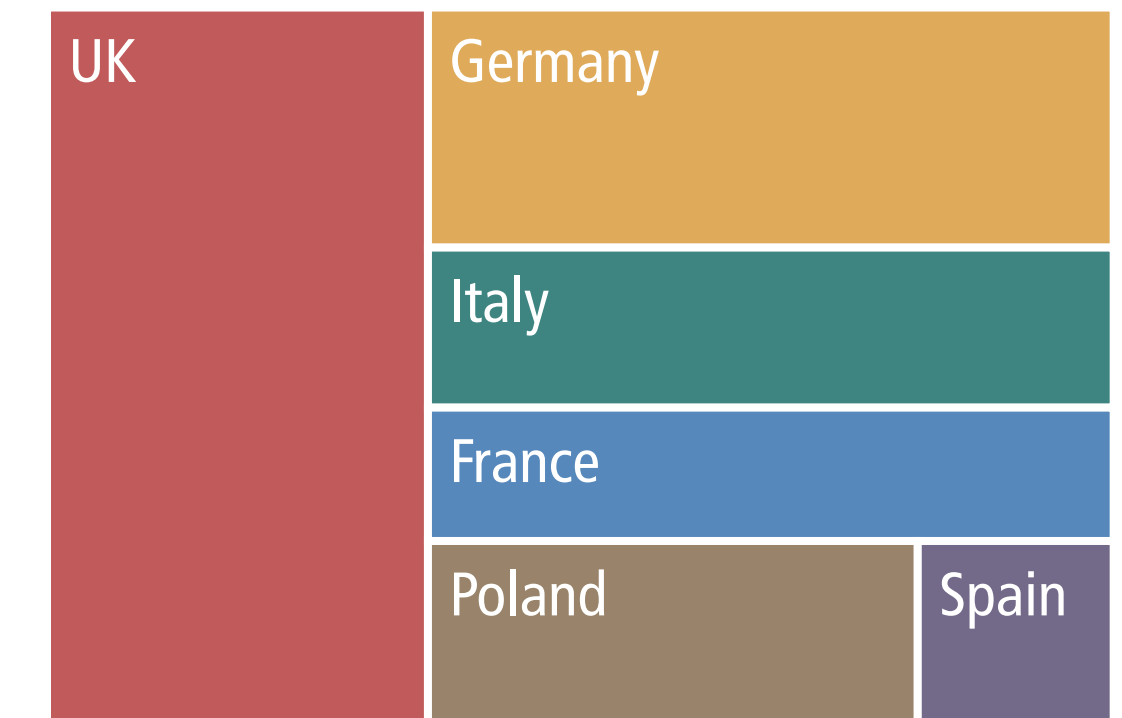
First Rank




Second Rank




Third Rank




Fourth Rank



Fifth Rank



Sixth Rank



Number of respondents: 42. Size of rectangles corresponds with respondents' respective rankings. Countries with equal values are sorted from A-Z.



Italy



EU28 Survey

Findings

Chapters

Preferences

**Influence**

Policies & Partners

ecfr.eu/eucoalitionexplorer

# Big Six Foreign, Security and Defence Policy Ranking by Latvia


Q8

“Please rank the six large EU member states according to their influence on EU foreign, security and defence policy over the past two years. (first rank being the most influential)”

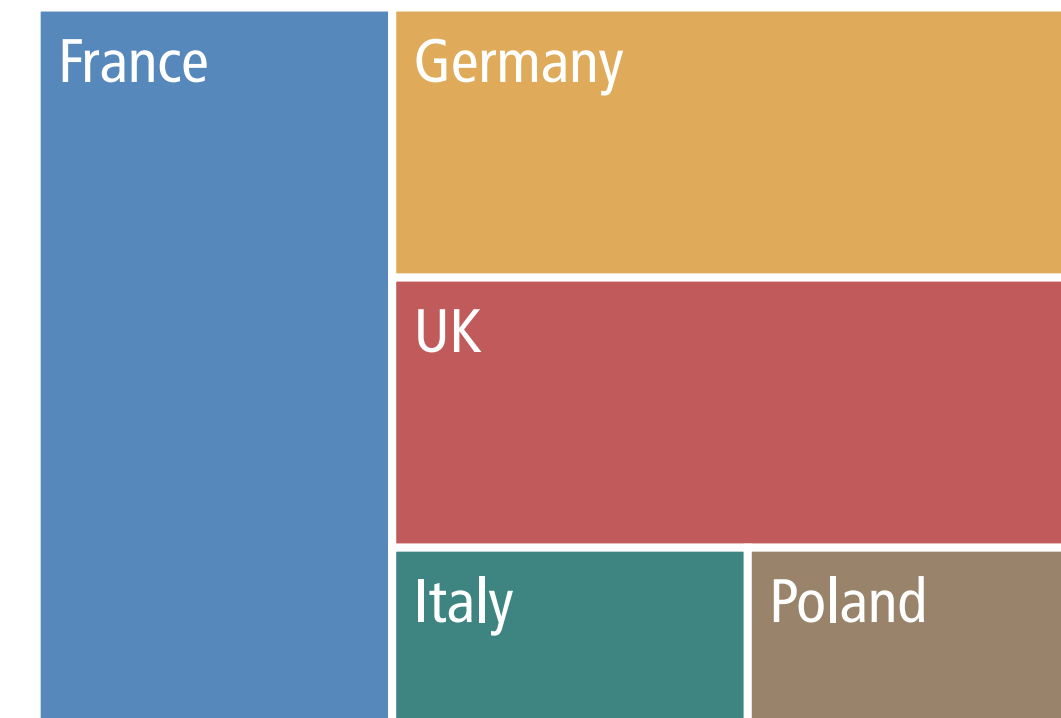
EU Big Six	Affluent Seven
Founding Six	Southern Seven
	Visegrád Four
Austria	Italy
Belgium	Latvia
Bulgaria	Lithuania
Croatia	Luxembourg
Cyprus	Malta
Czech Rep.	Netherlands
Denmark	Poland
Estonia	Portugal
Finland	Romania
France	Slovakia
Germany	Slovenia
Greece	Spain
Hungary	Sweden
Ireland	UK

- Influence Overview
- Big Six Fiscal Policy
- Big Six Border Security and Migration Policy
- Big Six Foreign, Security and Defence Policy**
- Affluent Seven EU Policy

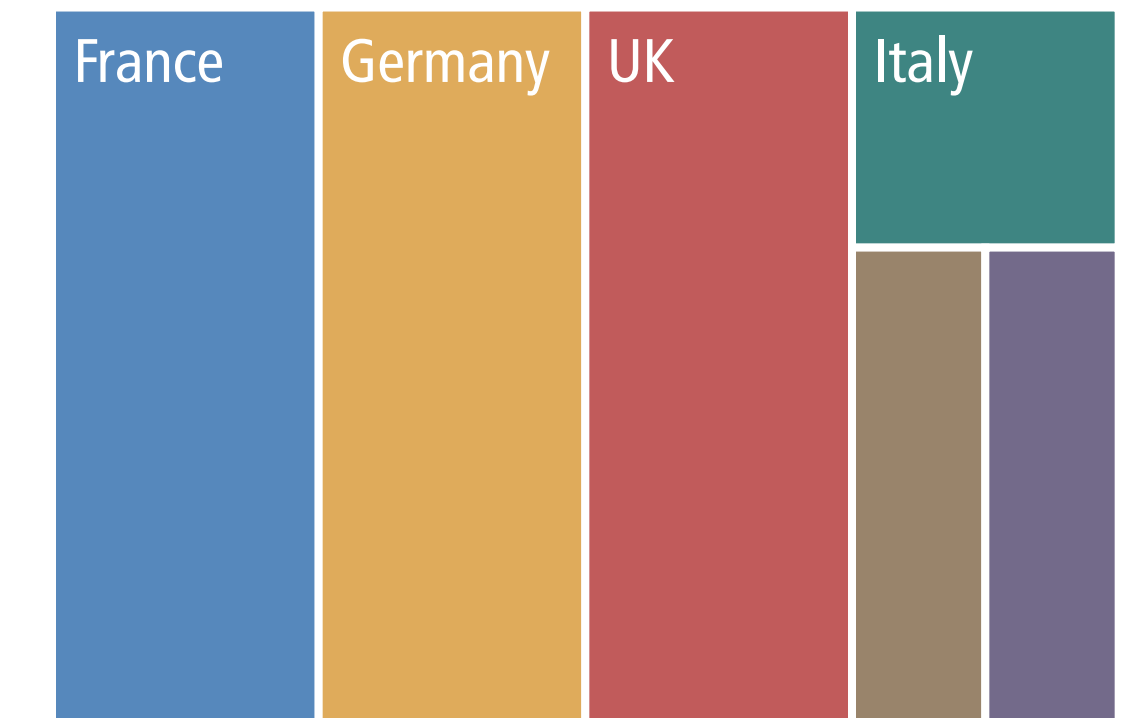
First Rank




Second Rank




Third Rank



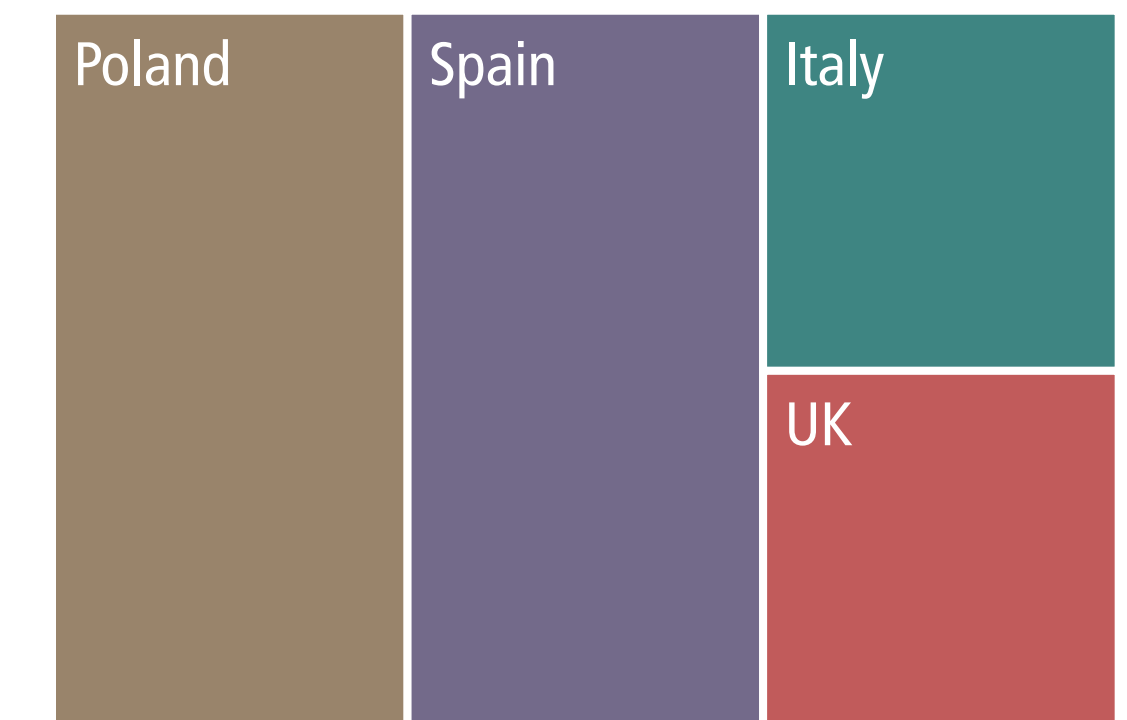
Fourth Rank



Fifth Rank



Sixth Rank



Number of respondents: 12. Size of rectangles corresponds with respondents' respective rankings. Countries with equal values are sorted from A-Z.





# Big Six Foreign, Security and Defence Policy Ranking by Lithuania

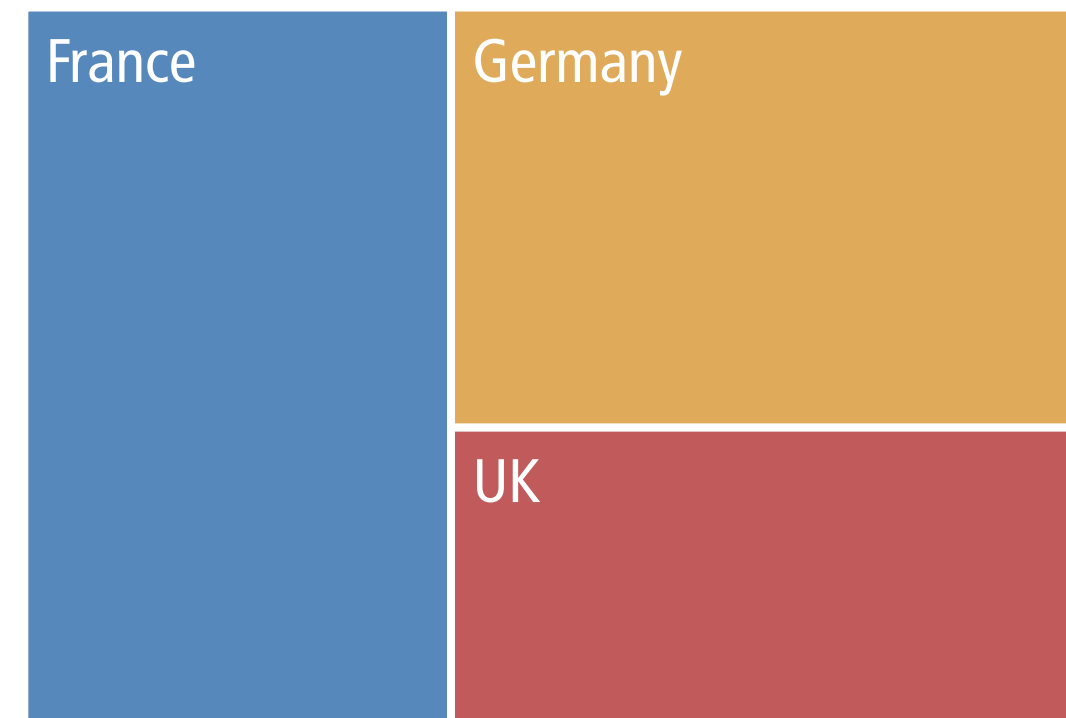
Q8

“Please rank the six large EU member states according to their influence on EU foreign, security and defence policy over the past two years. (first rank being the most influential)”

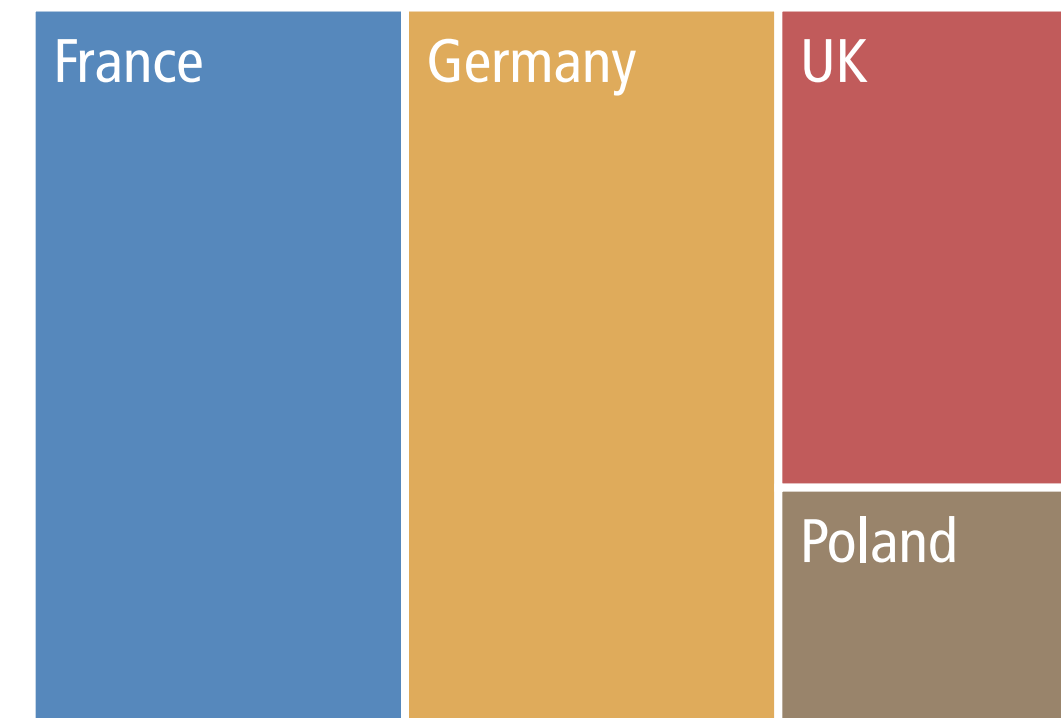
EU Big Six Founding Six	Affluent Seven Southern Seven Visegrád Four
Austria	Italy
Belgium	Latvia
Bulgaria	<b>Lithuania</b>
Croatia	Luxembourg
Cyprus	Malta
Czech Rep.	Netherlands
Denmark	Poland
Estonia	Portugal
Finland	Romania
France	Slovakia
Germany	Slovenia
Greece	Spain
Hungary	Sweden
Ireland	UK

- Influence Overview
- Big Six Fiscal Policy
- Big Six Border Security and Migration Policy
- Big Six Foreign, Security and Defence Policy**
- Affluent Seven EU Policy

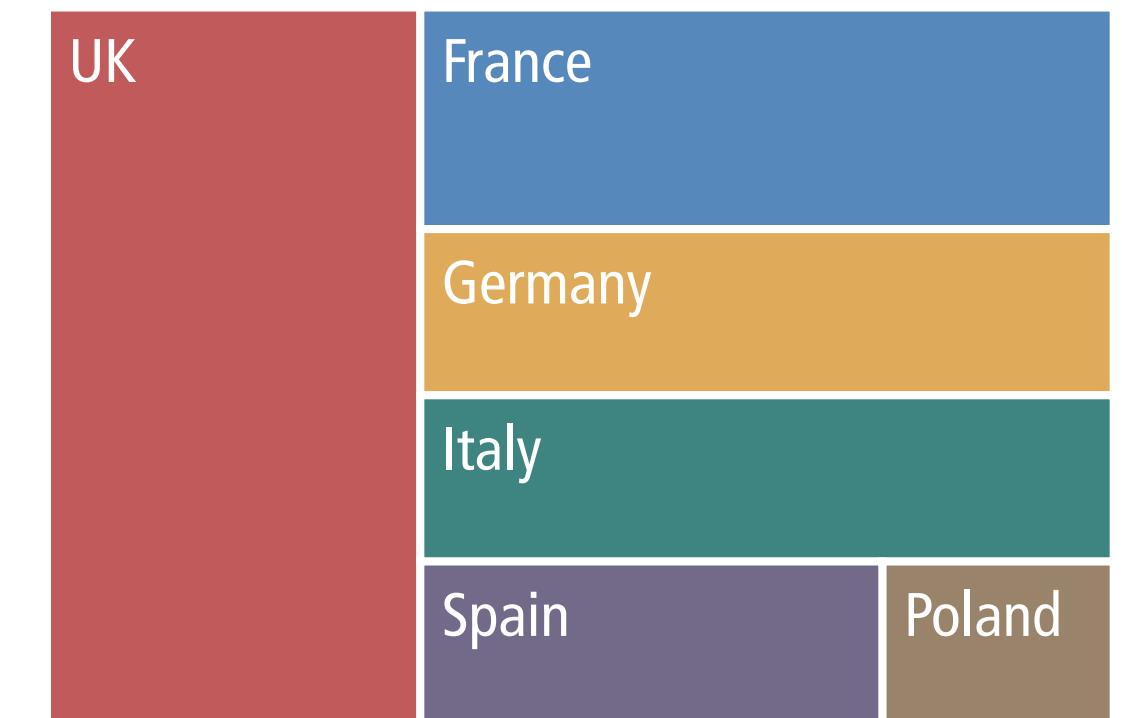
First Rank



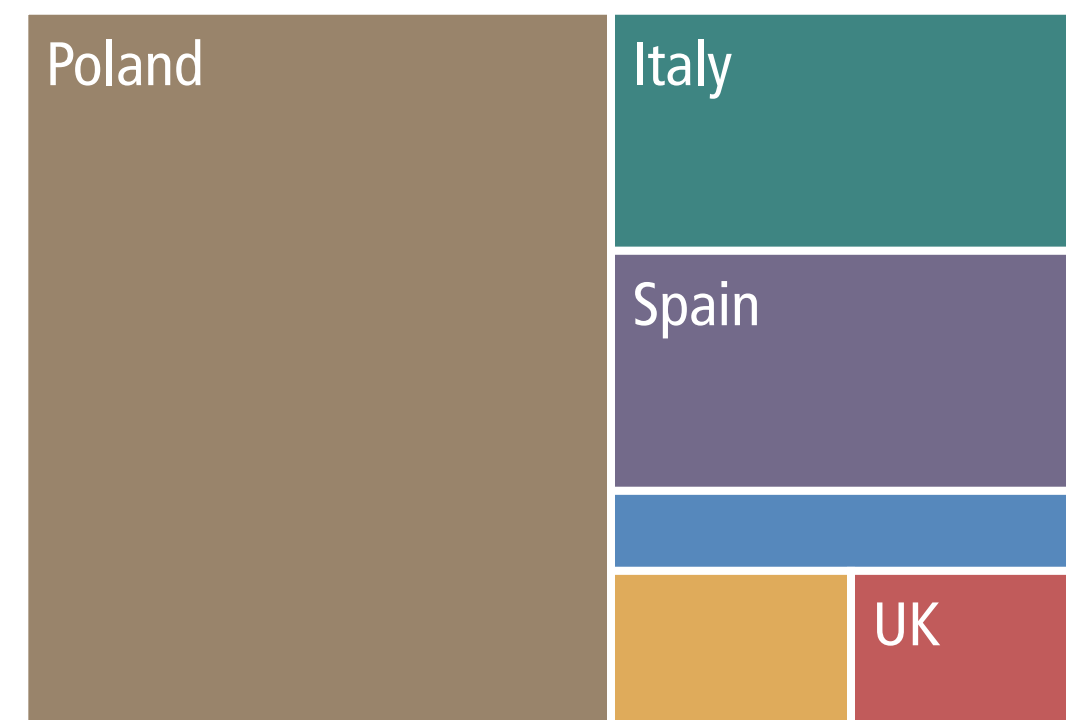
Second Rank




Third Rank



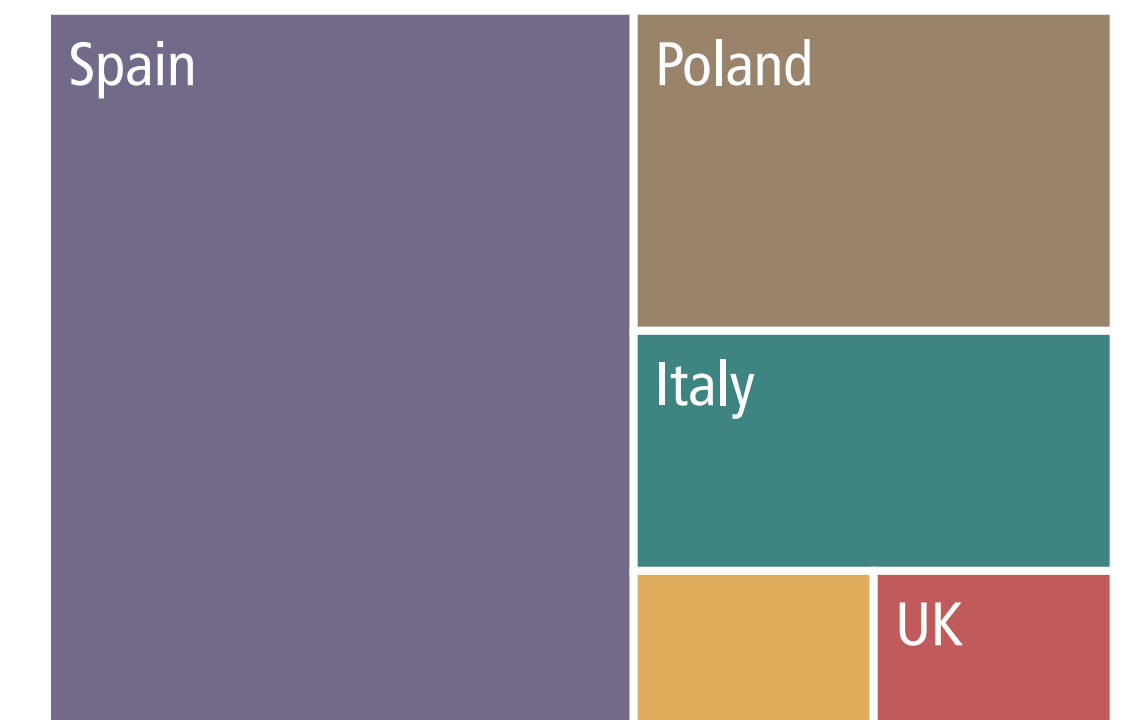
Fourth Rank



Fifth Rank



Sixth Rank



Number of respondents: 20. Size of rectangles corresponds with respondents' respective rankings. Countries with equal values are sorted from A-Z.

# Big Six Foreign, Security and Defence Policy Ranking by Luxembourg

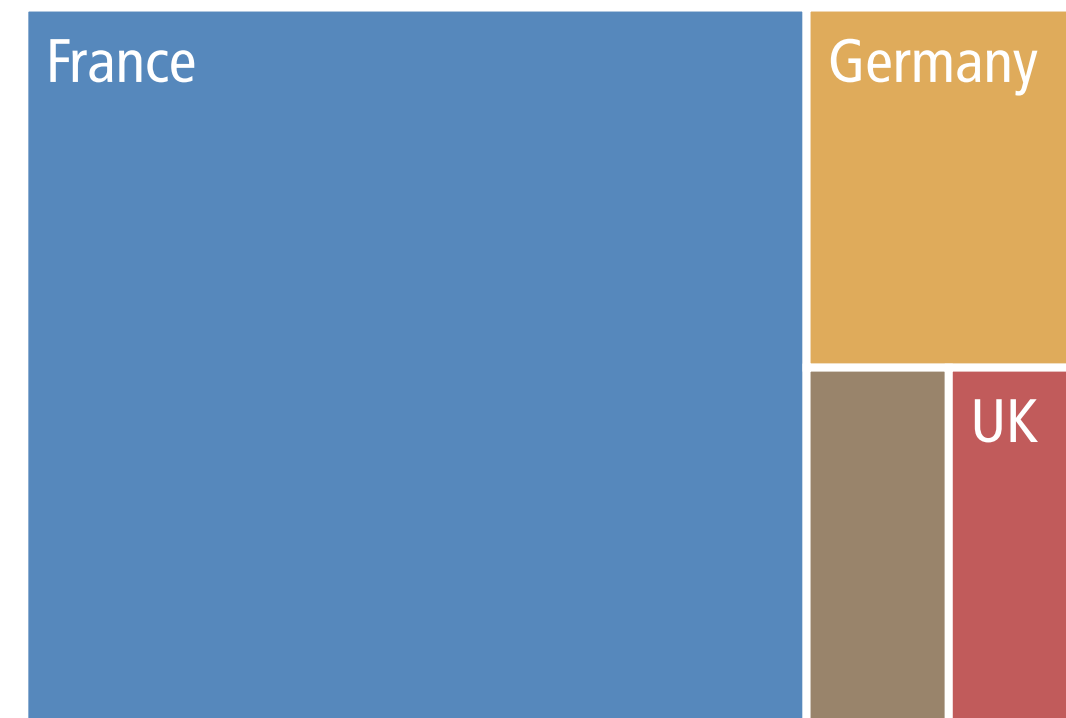
Q8

“Please rank the six large EU member states according to their influence on EU foreign, security and defence policy over the past two years. (first rank being the most influential)”


EU Big Six	Affluent Seven
Founding Six	Southern Seven
	Visegrád Four
Austria	Italy
Belgium	Latvia
Bulgaria	Lithuania
Croatia	<b>Luxembourg</b>
Cyprus	Malta
Czech Rep.	Netherlands
Denmark	Poland
Estonia	Portugal
Finland	Romania
France	Slovakia
Germany	Slovenia
Greece	Spain
Hungary	Sweden
Ireland	UK

- Influence Overview
- Big Six Fiscal Policy
- Big Six Border Security and Migration Policy
- Big Six Foreign, Security and Defence Policy**
- Affluent Seven EU Policy

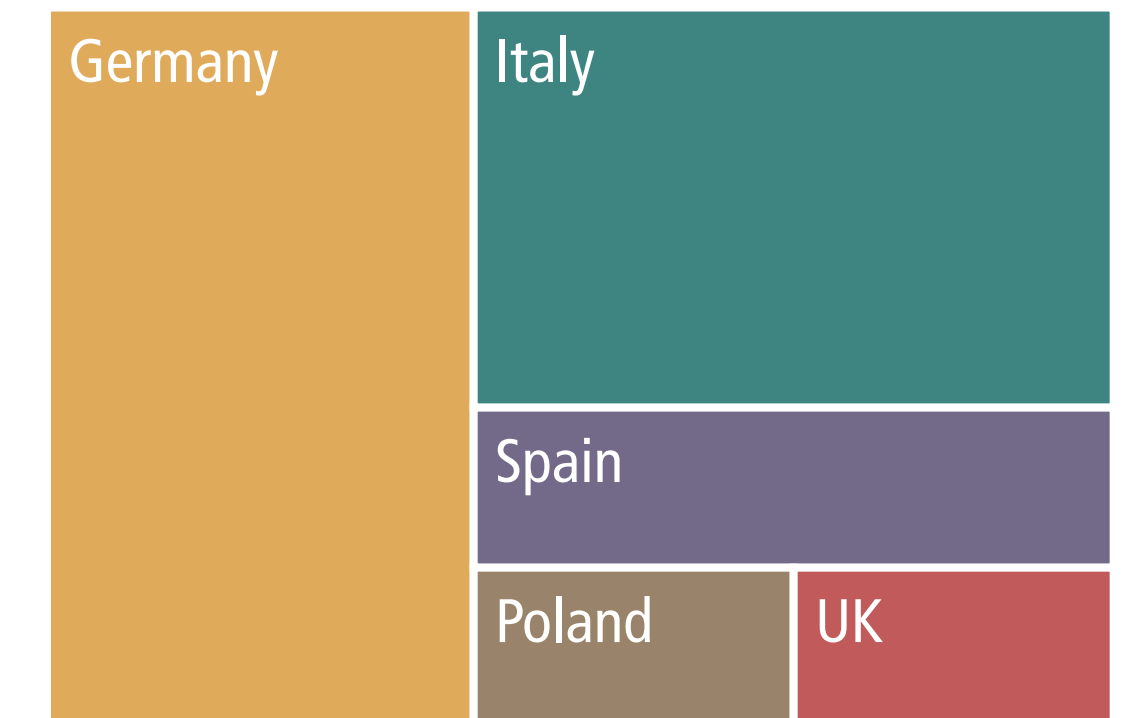
First Rank



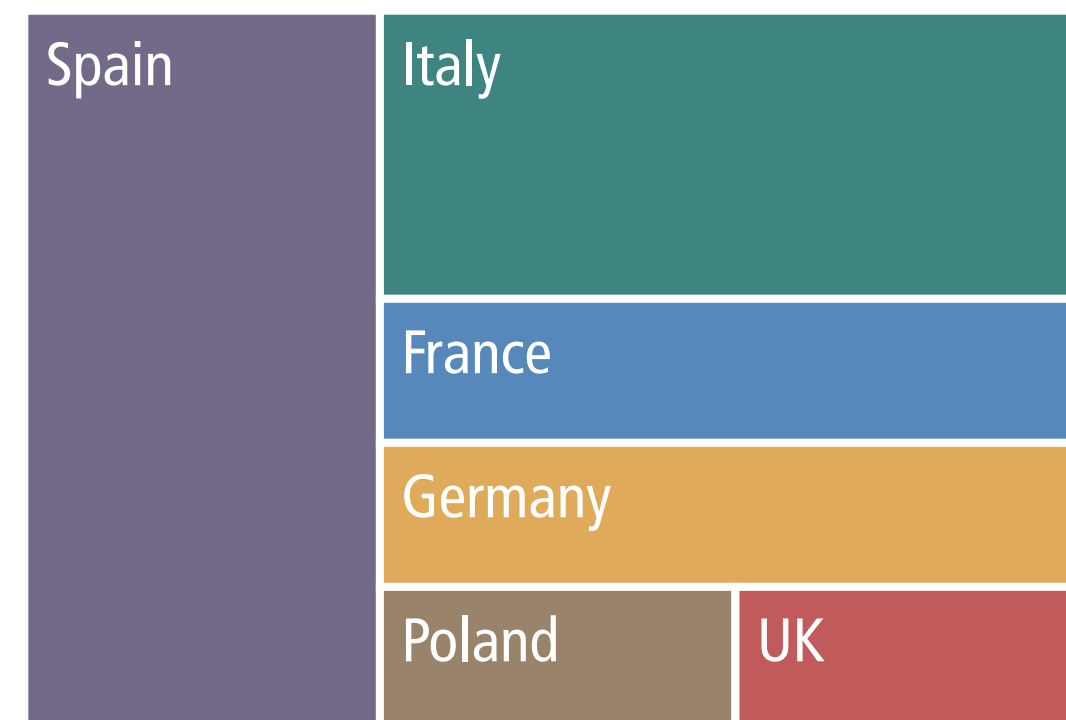
Second Rank



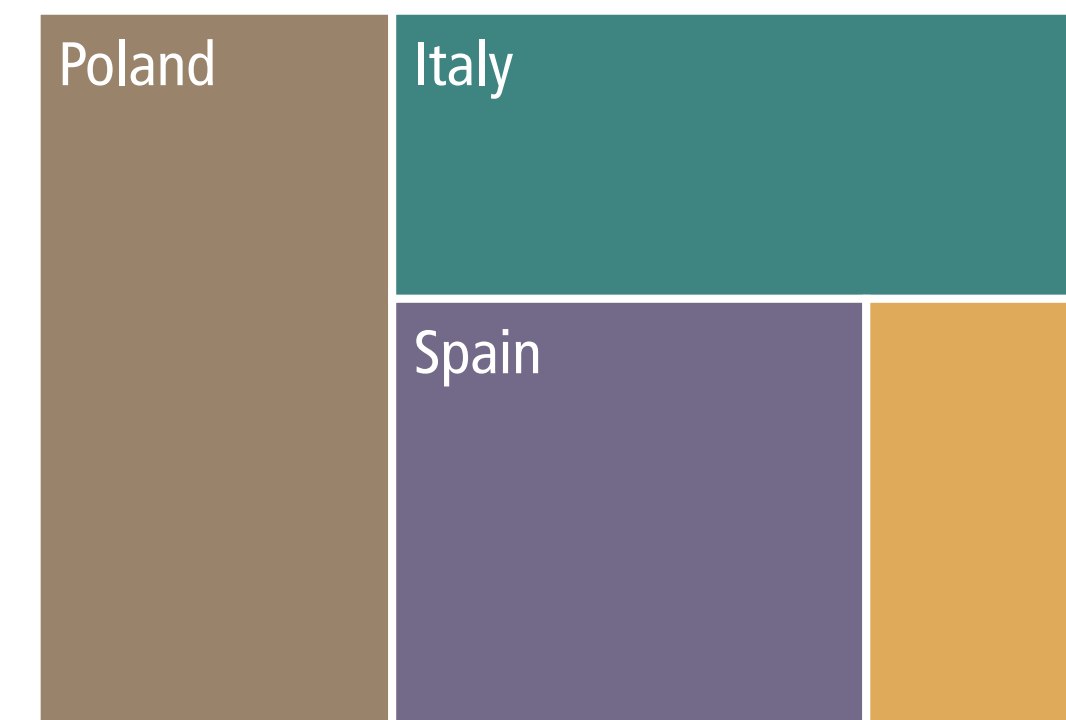
Third Rank



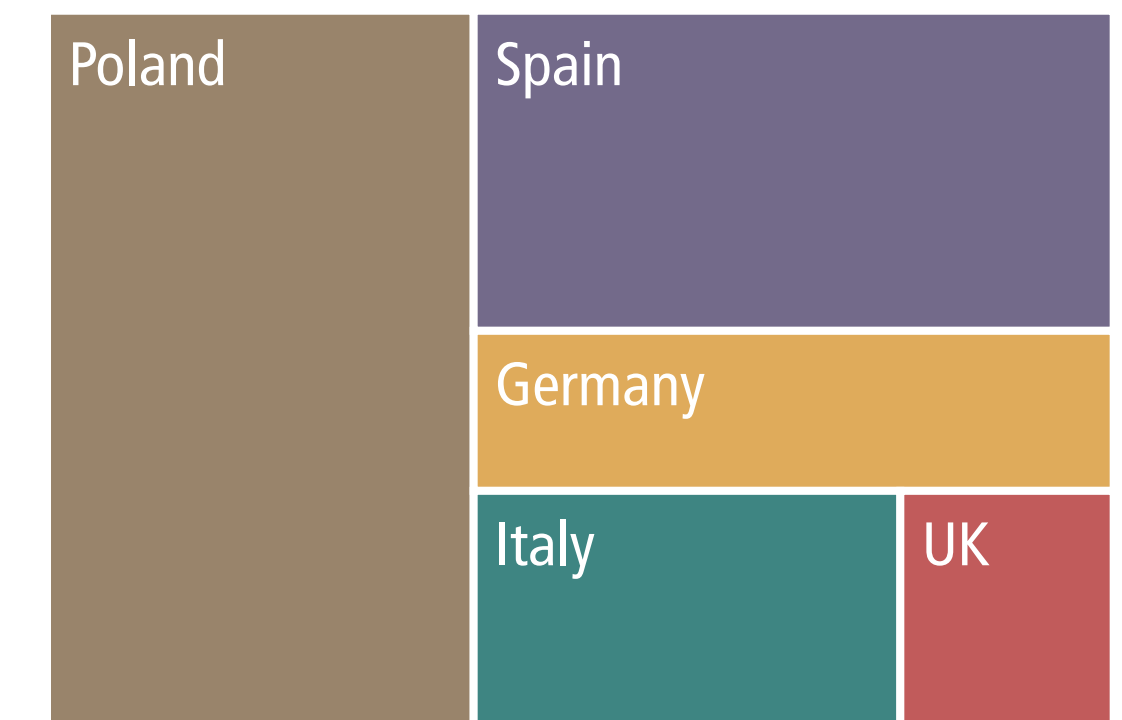
Fourth Rank



Fifth Rank



Sixth Rank



Number of respondents: 15. Size of rectangles corresponds with respondents' respective rankings. Countries with equal values are sorted from A-Z.



# Big Six Foreign, Security and Defence Policy Ranking by Malta


Q8

“Please rank the six large EU member states according to their influence on EU foreign, security and defence policy over the past two years. (first rank being the most influential)”

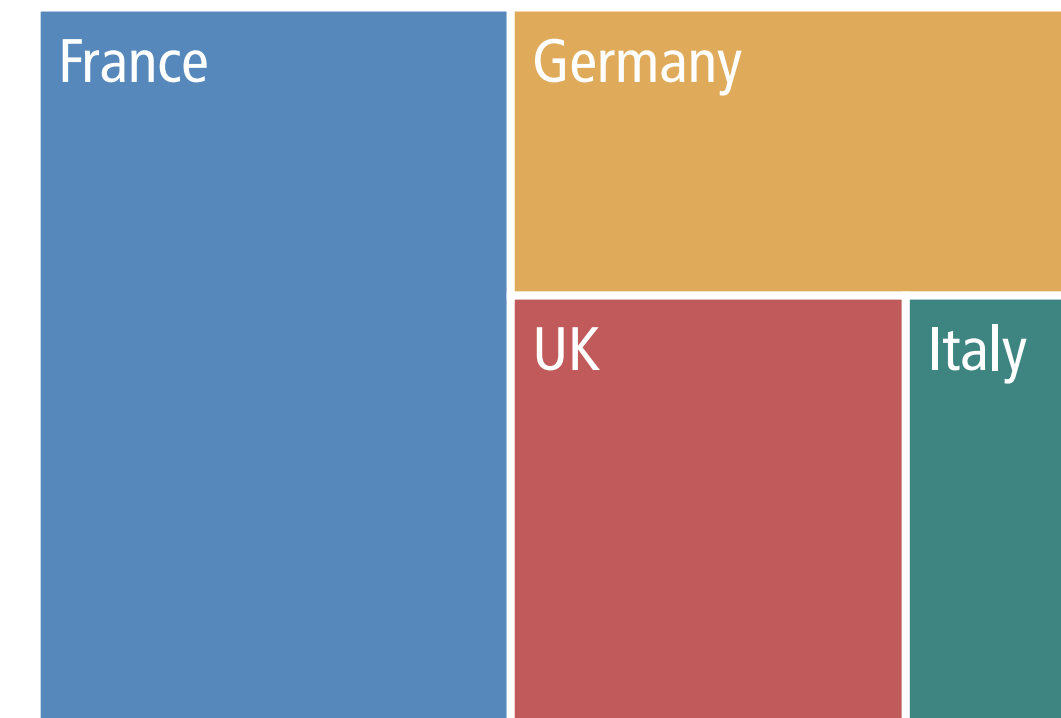
EU Big Six Founding Six	Affluent Seven Southern Seven Visegrád Four
Austria	Italy
Belgium	Latvia
Bulgaria	Lithuania
Croatia	Luxembourg
Cyprus	<b>Malta</b>
Czech Rep.	Netherlands
Denmark	Poland
Estonia	Portugal
Finland	Romania
France	Slovakia
Germany	Slovenia
Greece	Spain
Hungary	Sweden
Ireland	UK

- Influence Overview
- Big Six Fiscal Policy
- Big Six Border Security and Migration Policy
- Big Six Foreign, Security and Defence Policy**
- Affluent Seven EU Policy


First Rank



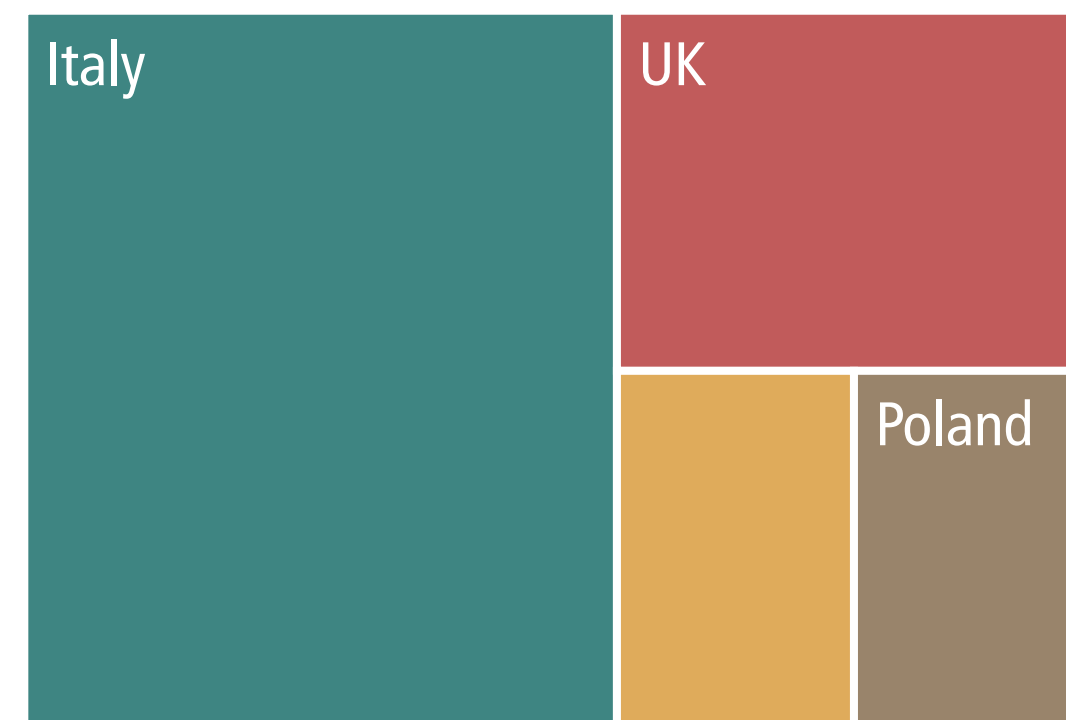
Second Rank



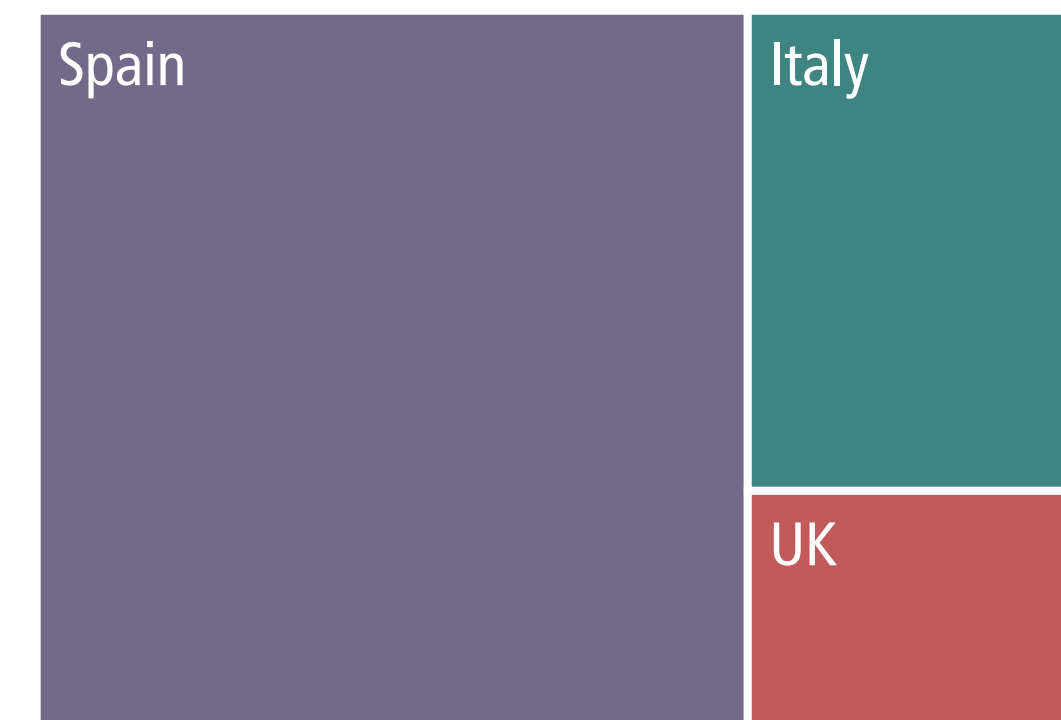
Third Rank




Fourth Rank



Fifth Rank



Sixth Rank



Number of respondents: 9. Size of rectangles corresponds with respondents' respective rankings. Countries with equal values are sorted from A-Z.



# Big Six Foreign, Security and Defence Policy Ranking by Netherlands

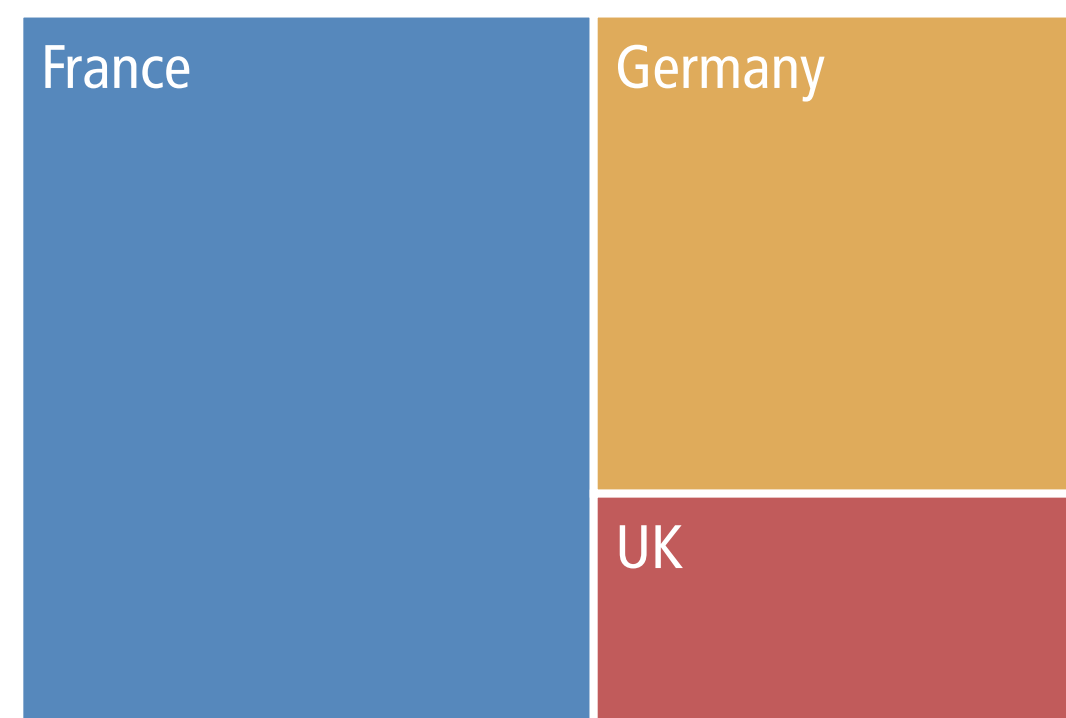
Q8

“Please rank the six large EU member states according to their influence on EU foreign, security and defence policy over the past two years. (first rank being the most influential)”

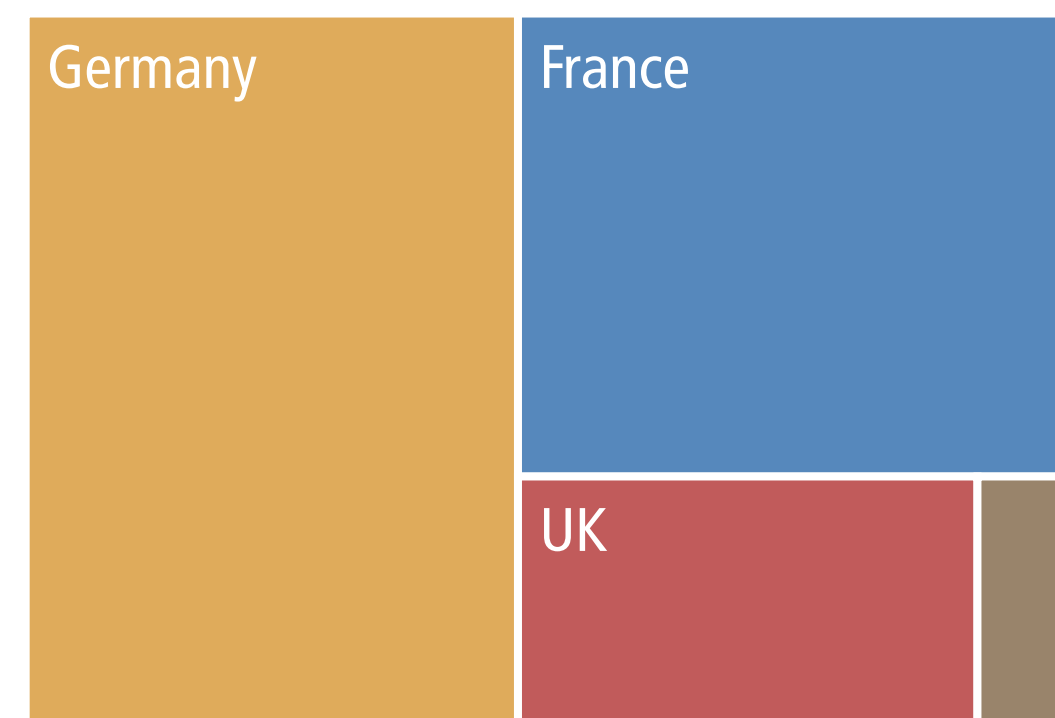
EU Big Six	Affluent Seven
Founding Six	Southern Seven
	Visegrád Four
Austria	Italy
Belgium	Latvia
Bulgaria	Lithuania
Croatia	Luxembourg
Cyprus	Malta
Czech Rep.	<b>Netherlands</b>
Denmark	Poland
Estonia	Portugal
Finland	Romania
France	Slovakia
Germany	Slovenia
Greece	Spain
Hungary	Sweden
Ireland	UK

- Influence Overview
- Big Six Fiscal Policy
- Big Six Border Security and Migration Policy
- Big Six Foreign, Security and Defence Policy**
- Affluent Seven EU Policy

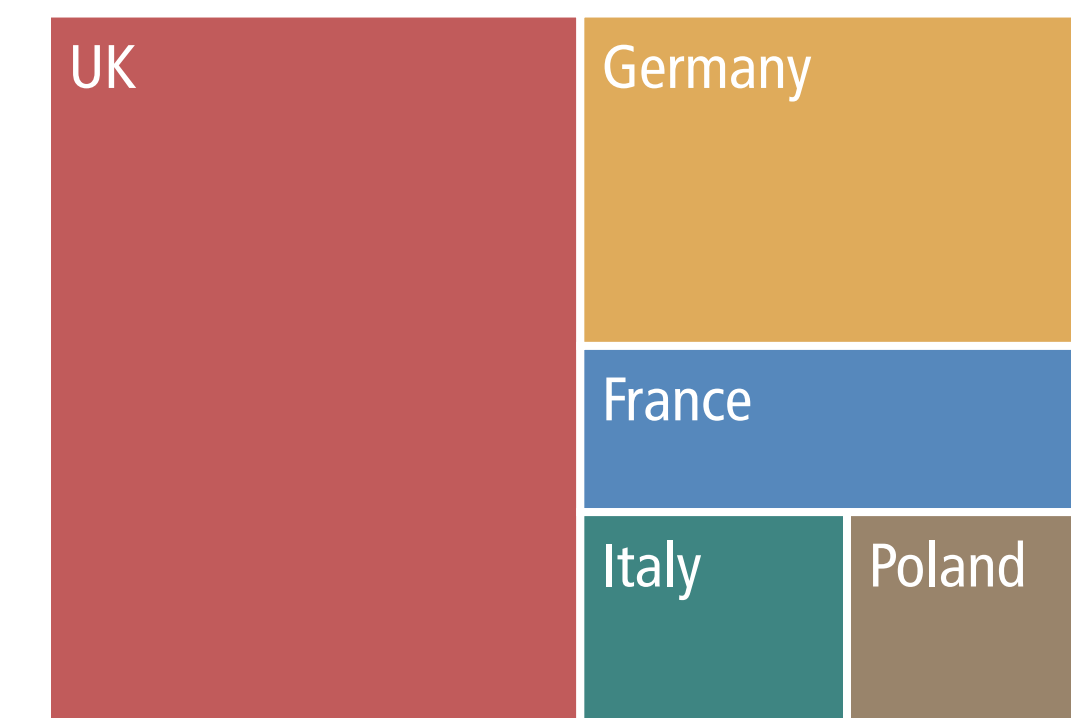
First Rank




Second Rank




Third Rank




Fourth Rank



Fifth Rank



Sixth Rank



Number of respondents: 26. Size of rectangles corresponds with respondents' respective rankings. Countries with equal values are sorted from A-Z.



# Big Six Foreign, Security and Defence Policy Ranking by Poland

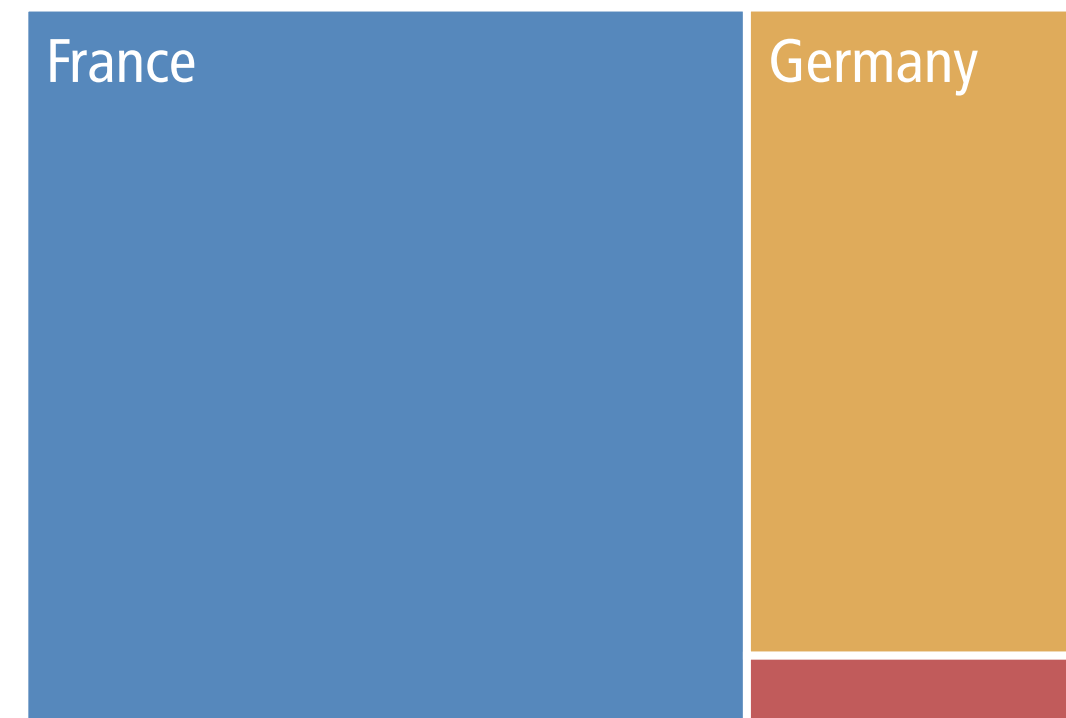
Q8

“Please rank the six large EU member states according to their influence on EU foreign, security and defence policy over the past two years. (first rank being the most influential)”

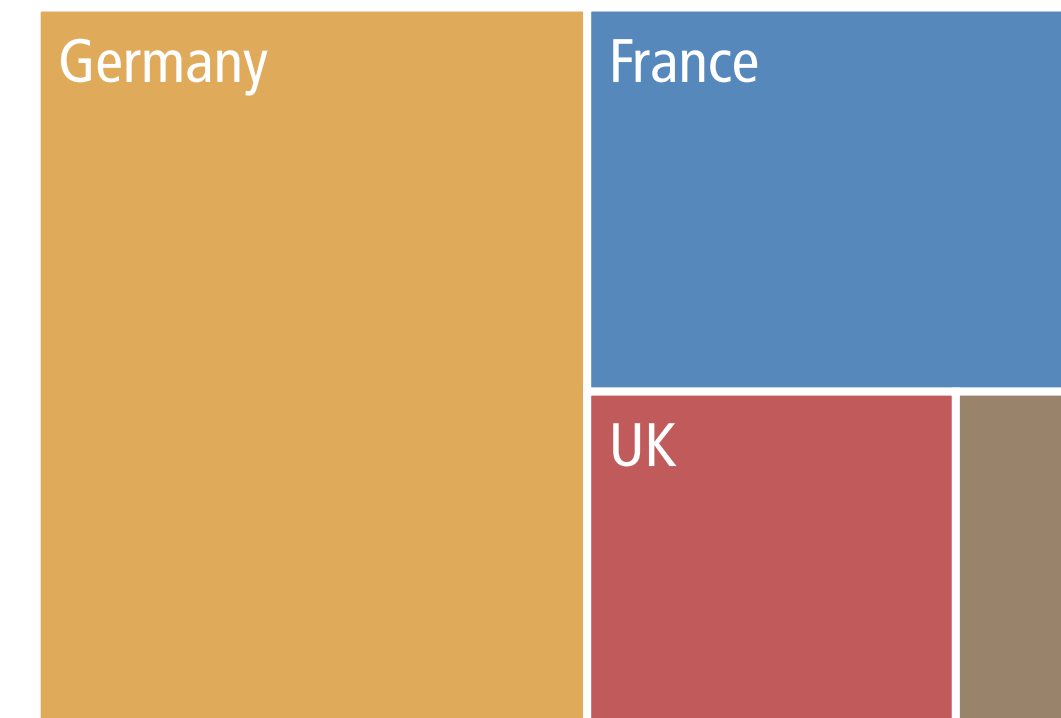
EU Big Six	Affluent Seven
Founding Six	Southern Seven
	Visegrád Four
Austria	Italy
Belgium	Latvia
Bulgaria	Lithuania
Croatia	Luxembourg
Cyprus	Malta
Czech Rep.	Netherlands
Denmark	<b>Poland</b>
Estonia	Portugal
Finland	Romania
France	Slovakia
Germany	Slovenia
Greece	Spain
Hungary	Sweden
Ireland	UK

- Influence Overview
- Big Six Fiscal Policy
- Big Six Border Security and Migration Policy
- Big Six Foreign, Security and Defence Policy**
- Affluent Seven EU Policy

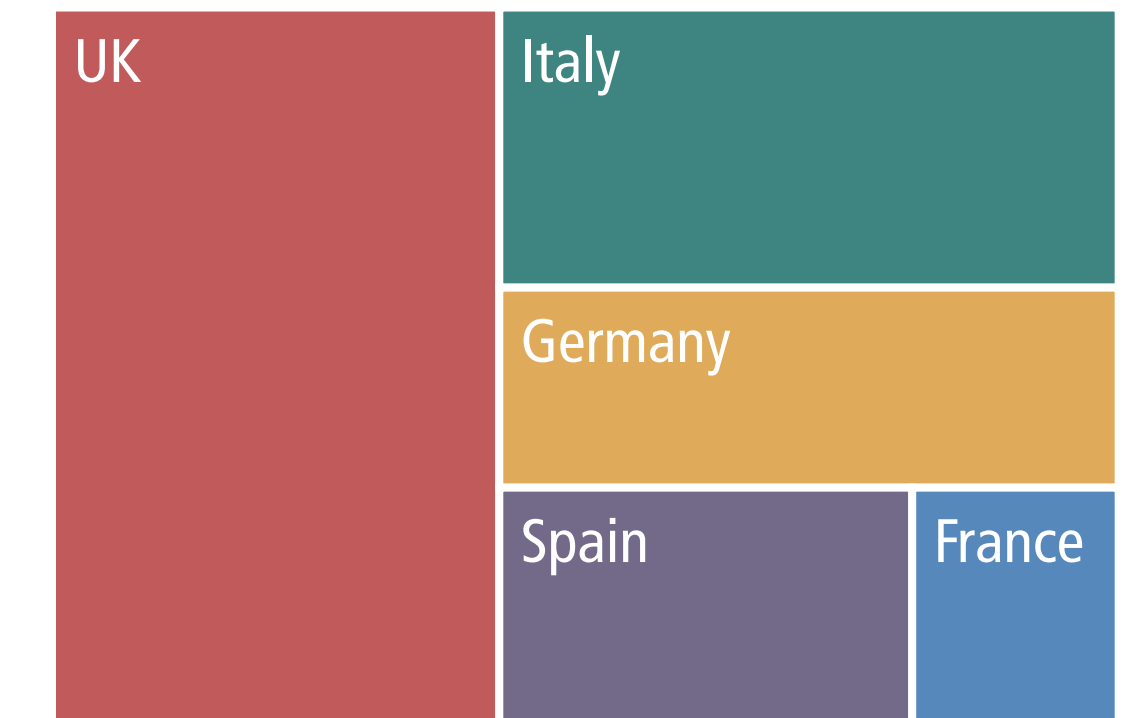
First Rank




Second Rank



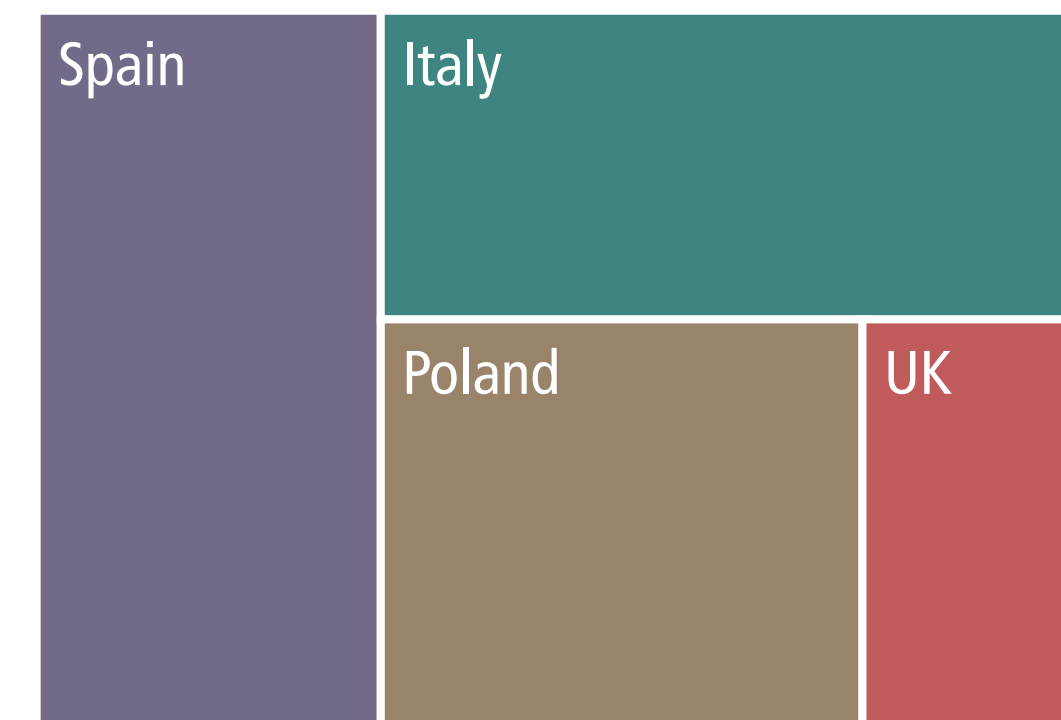
Third Rank




Fourth Rank



Fifth Rank



Sixth Rank



Number of respondents: 31. Size of rectangles corresponds with respondents' respective rankings. Countries with equal values are sorted from A-Z.



# Big Six Foreign, Security and Defence Policy Ranking by Portugal


Q8

“Please rank the six large EU member states according to their influence on EU foreign, security and defence policy over the past two years. (first rank being the most influential)”

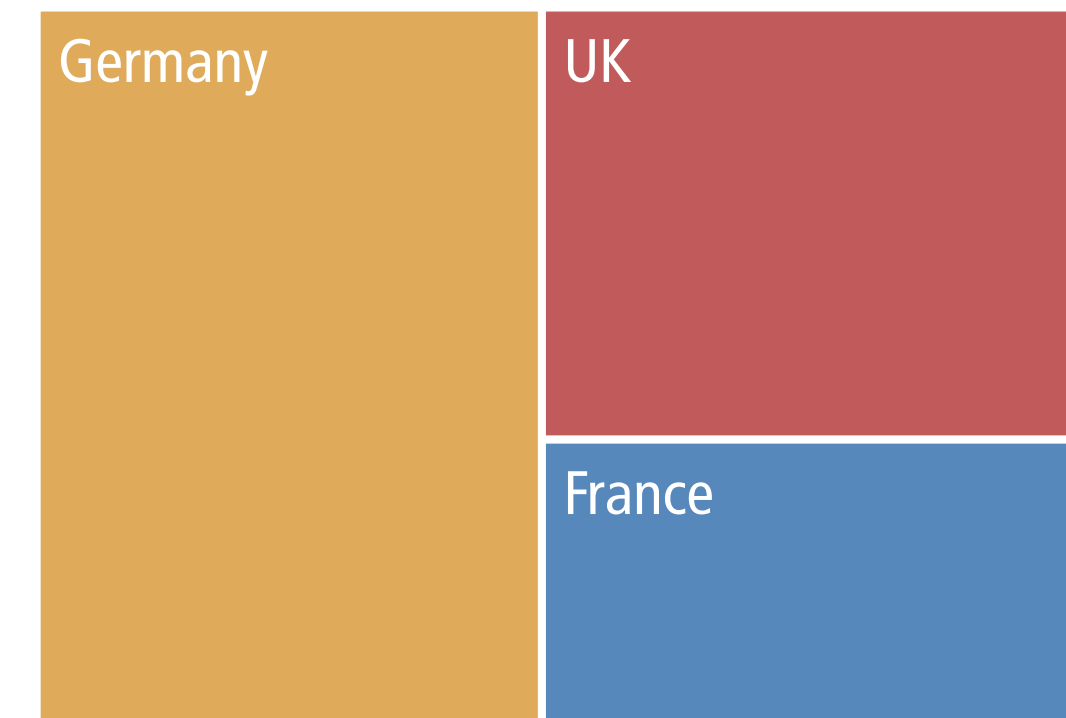
EU Big Six	Affluent Seven
Founding Six	Southern Seven
	Visegrád Four
Austria	Italy
Belgium	Latvia
Bulgaria	Lithuania
Croatia	Luxembourg
Cyprus	Malta
Czech Rep.	Netherlands
Denmark	Poland
Estonia	<b>Portugal</b>
Finland	Romania
France	Slovakia
Germany	Slovenia
Greece	Spain
Hungary	Sweden
Ireland	UK

- Influence Overview
- Big Six Fiscal Policy
- Big Six Border Security and Migration Policy
- Big Six Foreign, Security and Defence Policy**
- Affluent Seven EU Policy

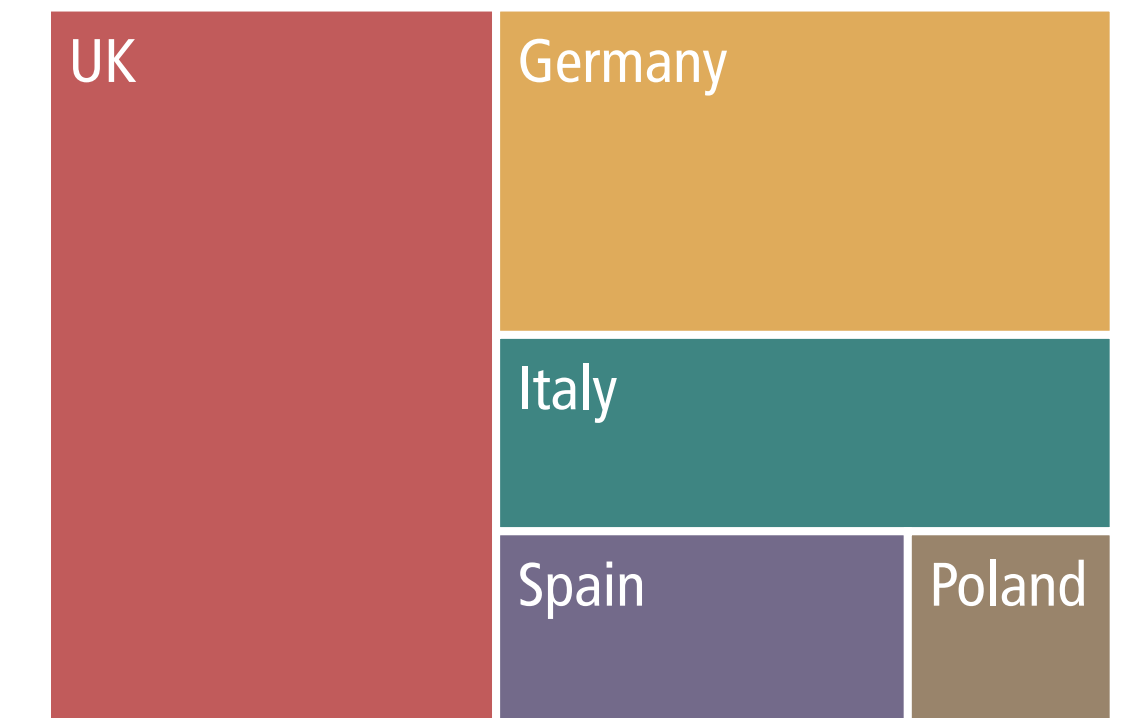
First Rank




Second Rank



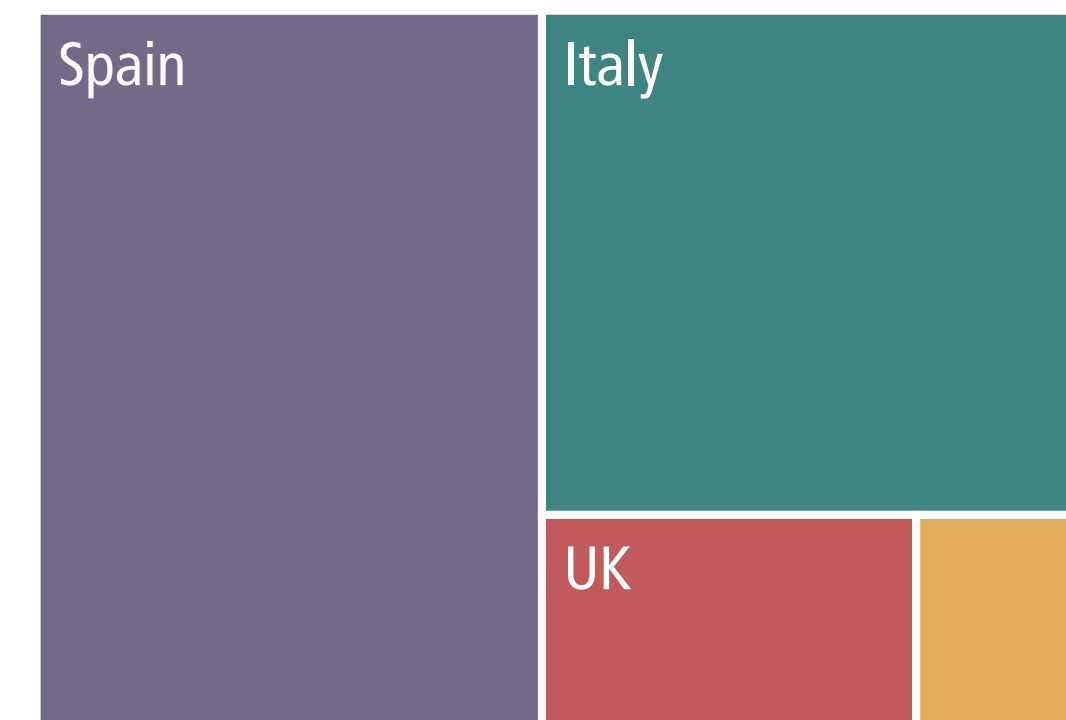
Third Rank




Fourth Rank



Fifth Rank



Sixth Rank



Number of respondents: 19. Size of rectangles corresponds with respondents' respective rankings. Countries with equal values are sorted from A-Z.



# Big Six Foreign, Security and Defence Policy Ranking by Romania

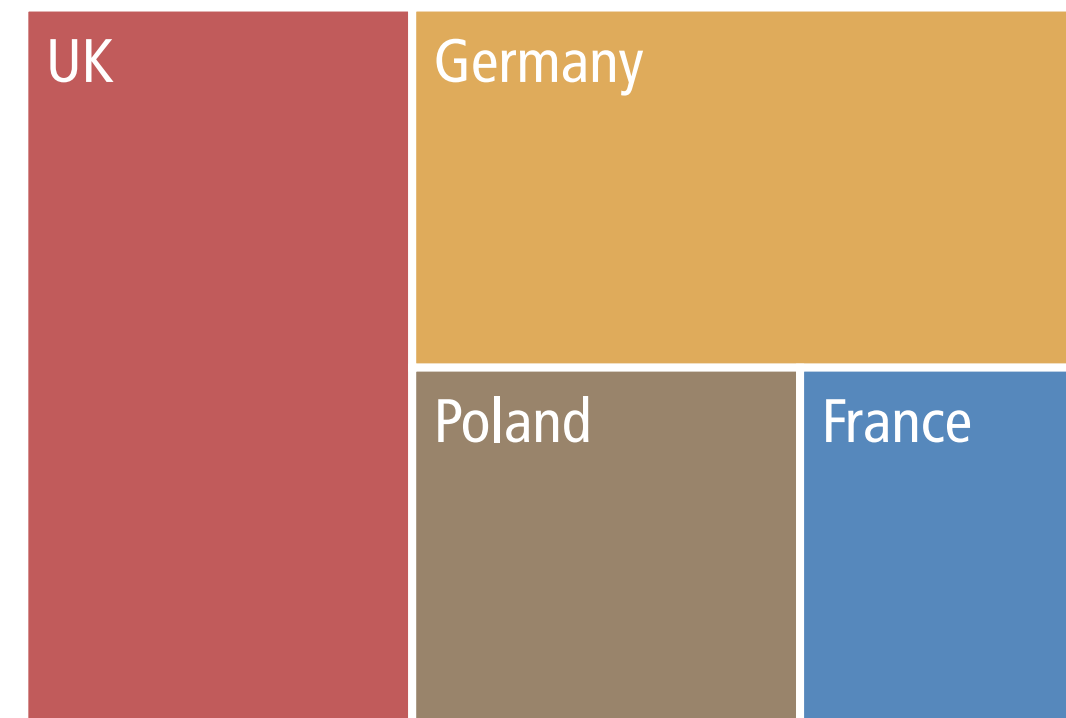


“Please rank the six large EU member states according to their influence on EU foreign, security and defence policy over the past two years. (first rank being the most influential)”

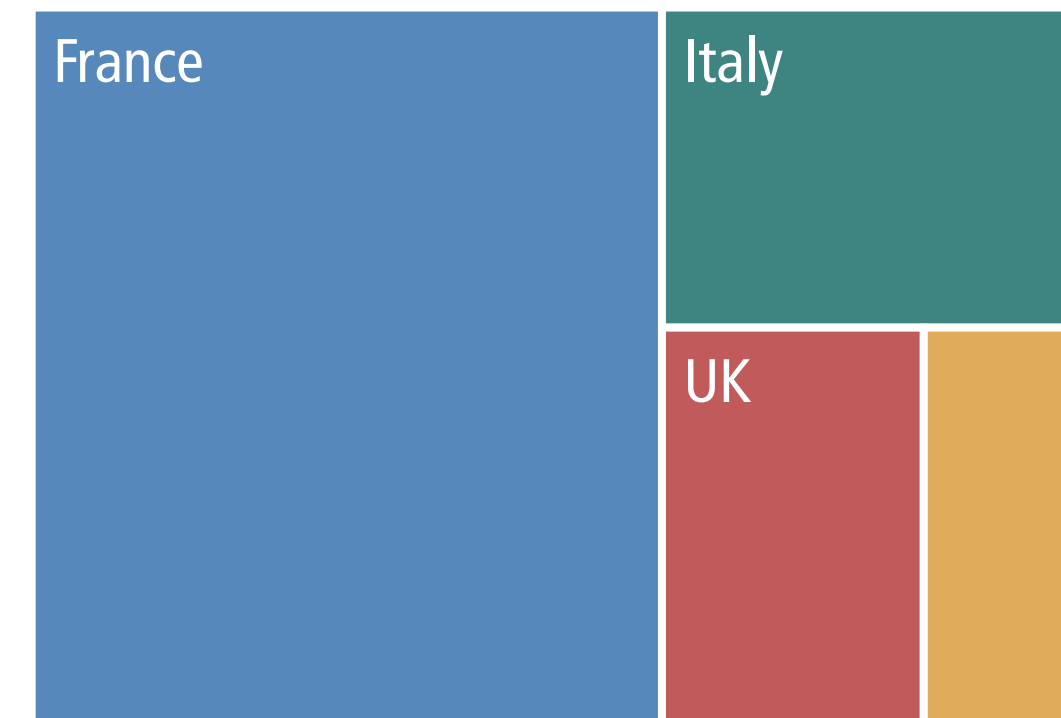
EU Big Six	Affluent Seven
Founding Six	Southern Seven
	Visegrád Four
Austria	Italy
Belgium	Latvia
Bulgaria	Lithuania
Croatia	Luxembourg
Cyprus	Malta
Czech Rep.	Netherlands
Denmark	Poland
Estonia	Portugal
Finland	<b>Romania</b>
France	Slovakia
Germany	Slovenia
Greece	Spain
Hungary	Sweden
Ireland	UK

- Influence Overview
- Big Six Fiscal Policy
- Big Six Border Security and Migration Policy
- Big Six Foreign, Security and Defence Policy**
- Affluent Seven EU Policy

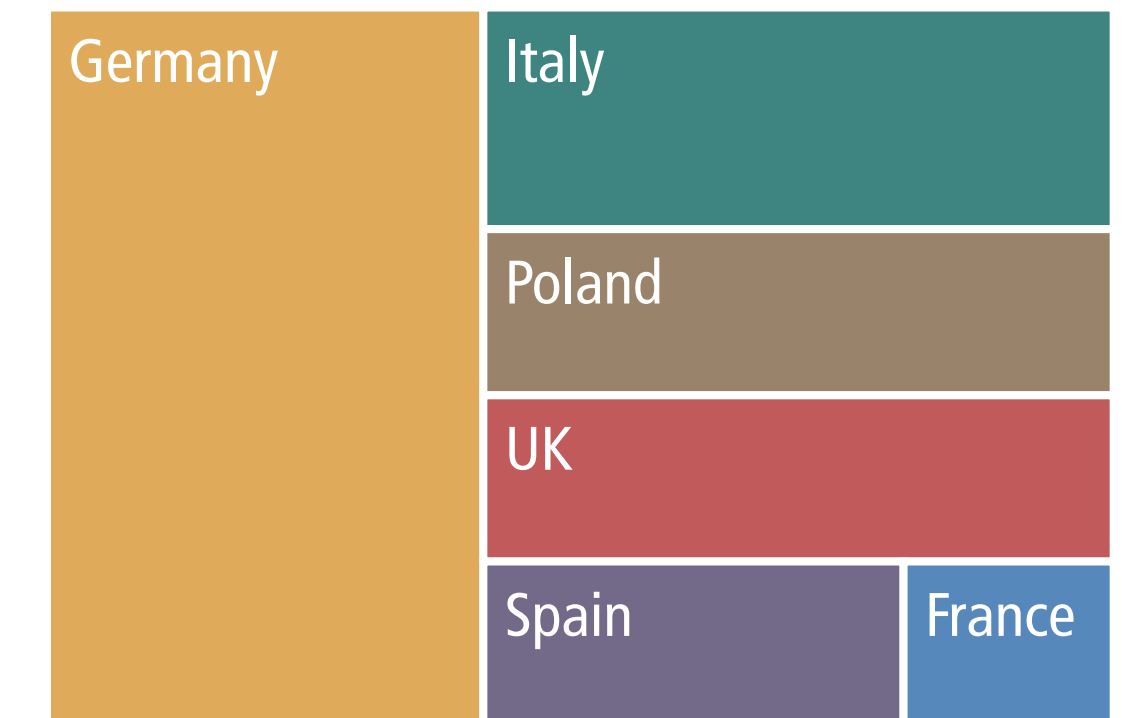
First Rank




Second Rank




Third Rank



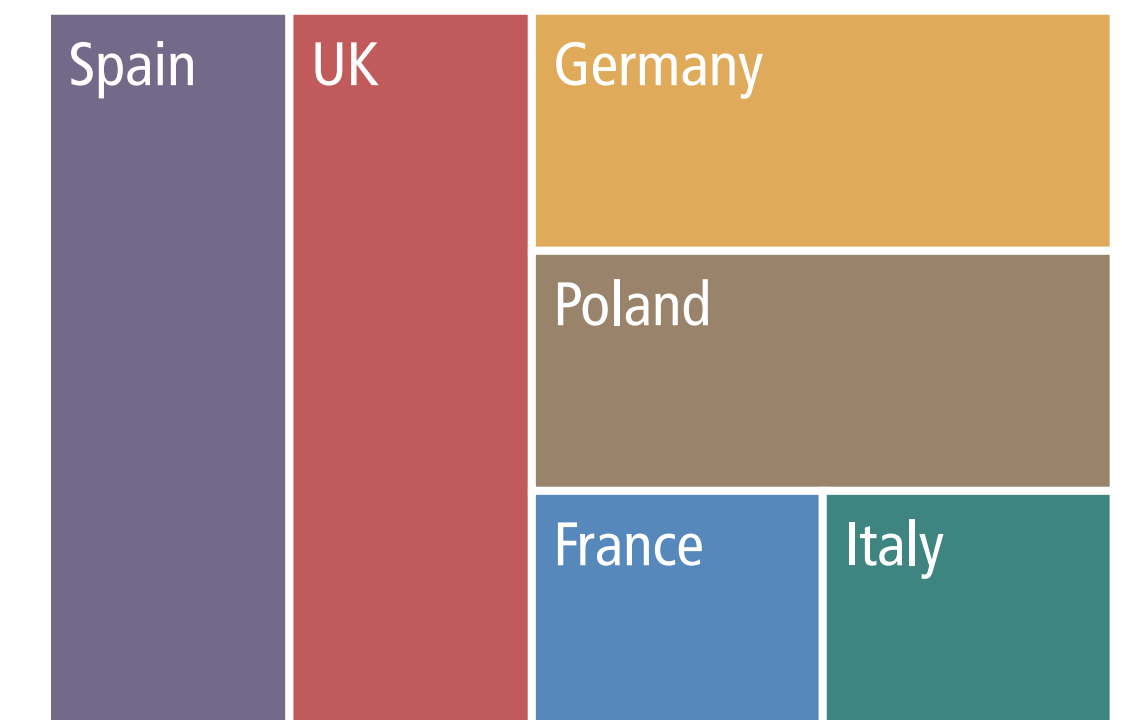
Fourth Rank



Fifth Rank



Sixth Rank



Number of respondents: 22. Size of rectangles corresponds with respondents' respective rankings. Countries with equal values are sorted from A-Z.

# Big Six Foreign, Security and Defence Policy Ranking by Slovakia

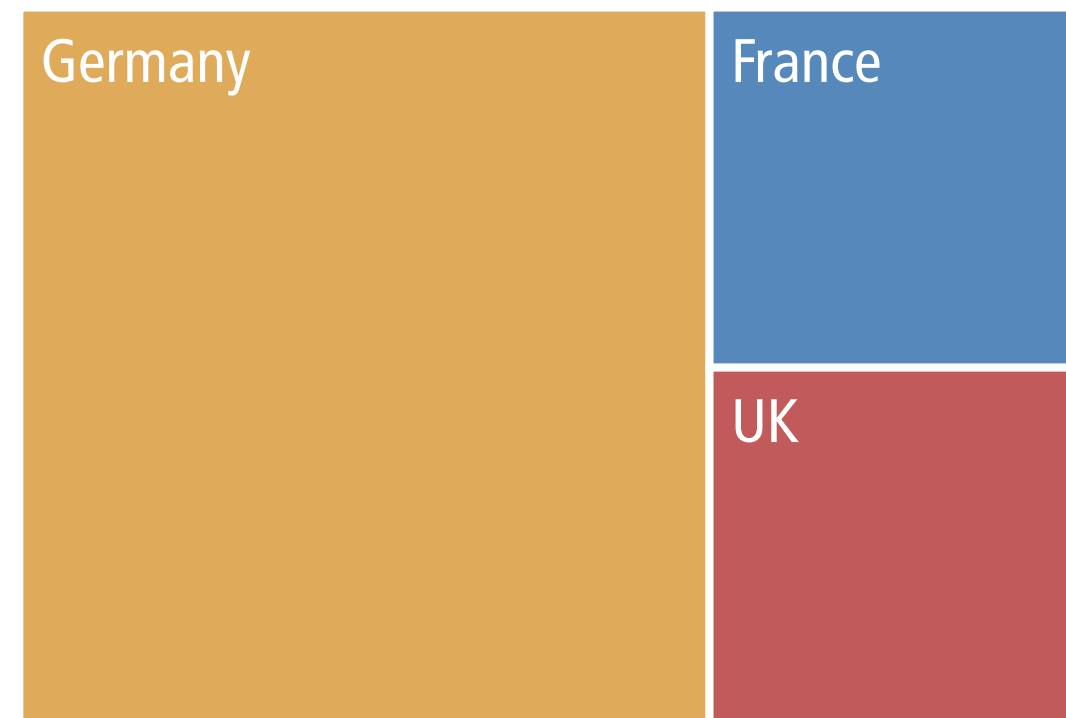


“Please rank the six large EU member states according to their influence on EU foreign, security and defence policy over the past two years. (first rank being the most influential)”

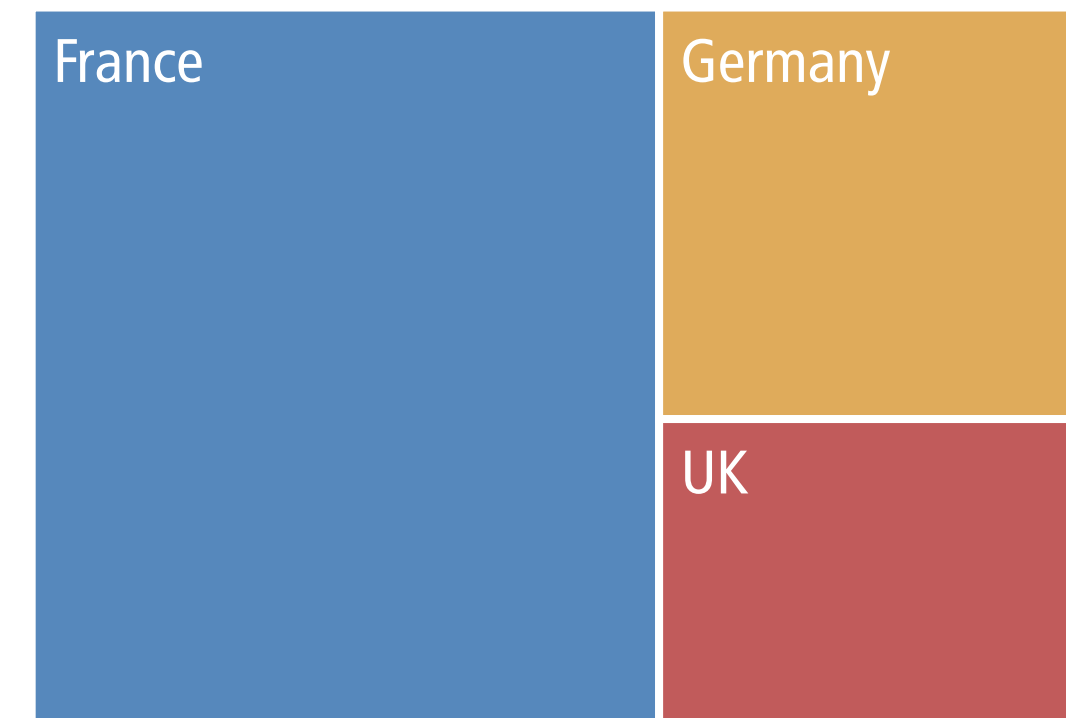
EU Big Six Founding Six	Affluent Seven Southern Seven Visegrád Four
Austria	Italy
Belgium	Latvia
Bulgaria	Lithuania
Croatia	Luxembourg
Cyprus	Malta
Czech Rep.	Netherlands
Denmark	Poland
Estonia	Portugal
Finland	Romania
France	<b>Slovakia</b>
Germany	Slovenia
Greece	Spain
Hungary	Sweden
Ireland	UK

- Influence Overview
- Big Six Fiscal Policy
- Big Six Border Security and Migration Policy
- Big Six Foreign, Security and Defence Policy**
- Affluent Seven EU Policy

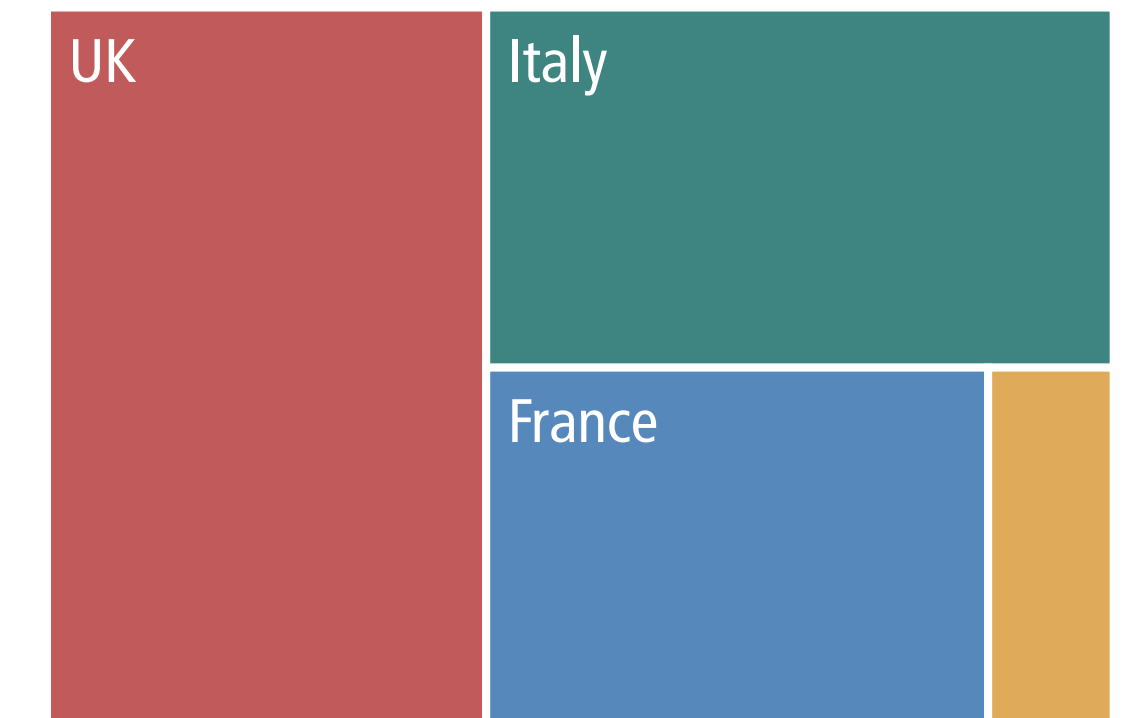
First Rank



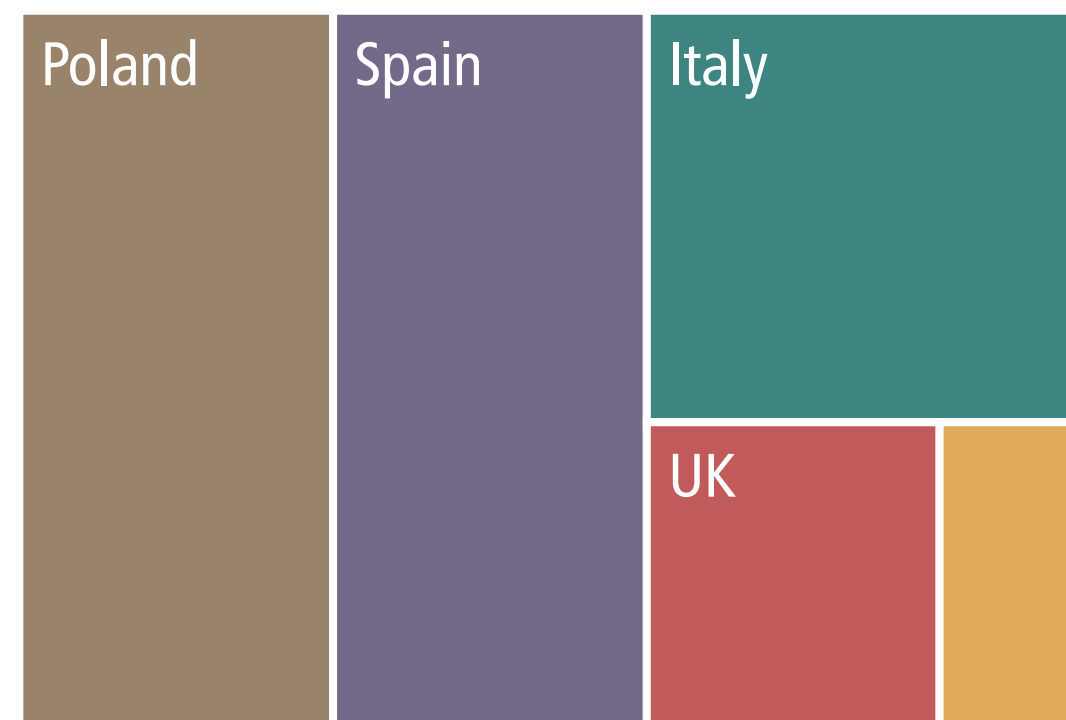
Second Rank




Third Rank




Fourth Rank



Fifth Rank



Sixth Rank



Number of respondents: 17. Size of rectangles corresponds with respondents' respective rankings. Countries with equal values are sorted from A-Z.



# Big Six Foreign, Security and Defence Policy Ranking by Slovenia

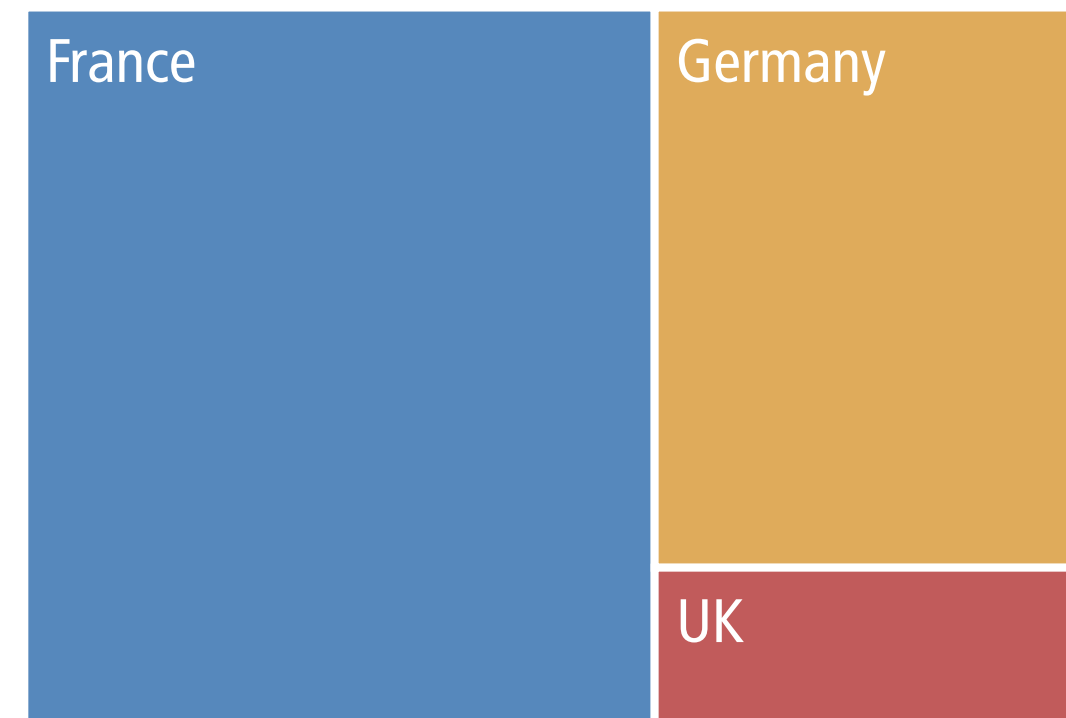


“Please rank the six large EU member states according to their influence on EU foreign, security and defence policy over the past two years. (first rank being the most influential)”

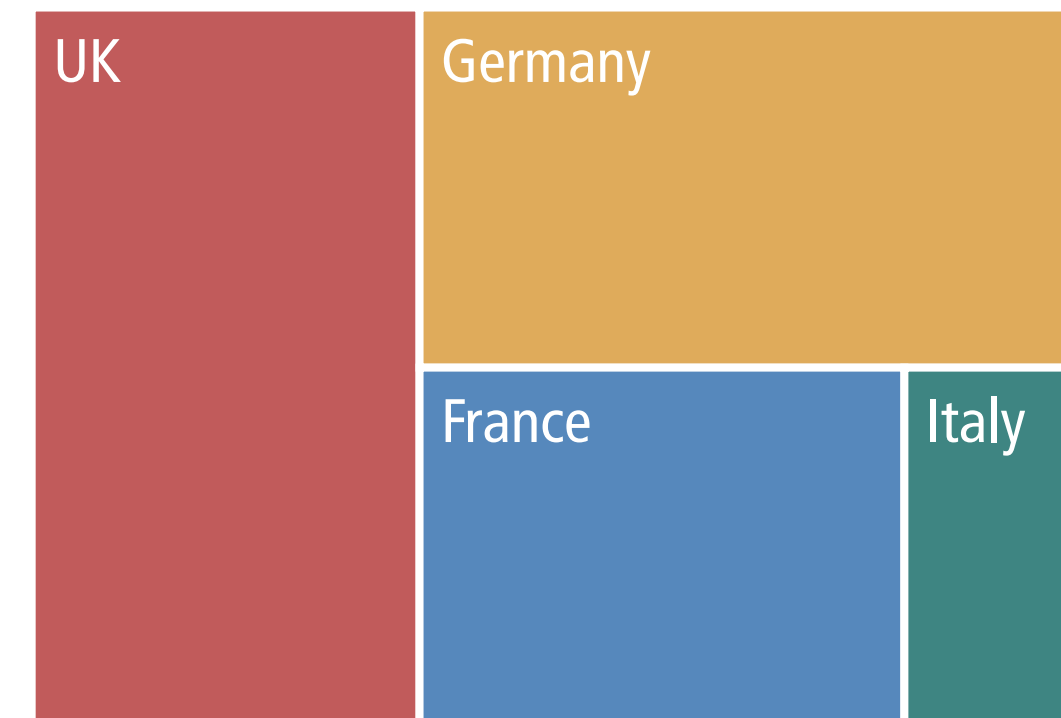
EU Big Six Founding Six	Affluent Seven Southern Seven Visegrád Four
Austria	Italy
Belgium	Latvia
Bulgaria	Lithuania
Croatia	Luxembourg
Cyprus	Malta
Czech Rep.	Netherlands
Denmark	Poland
Estonia	Portugal
Finland	Romania
France	Slovakia
Germany	<b>Slovenia</b>
Greece	Spain
Hungary	Sweden
Ireland	UK

- Influence Overview
- Big Six Fiscal Policy
- Big Six Border Security and Migration Policy
- Big Six Foreign, Security and Defence Policy**
- Affluent Seven EU Policy

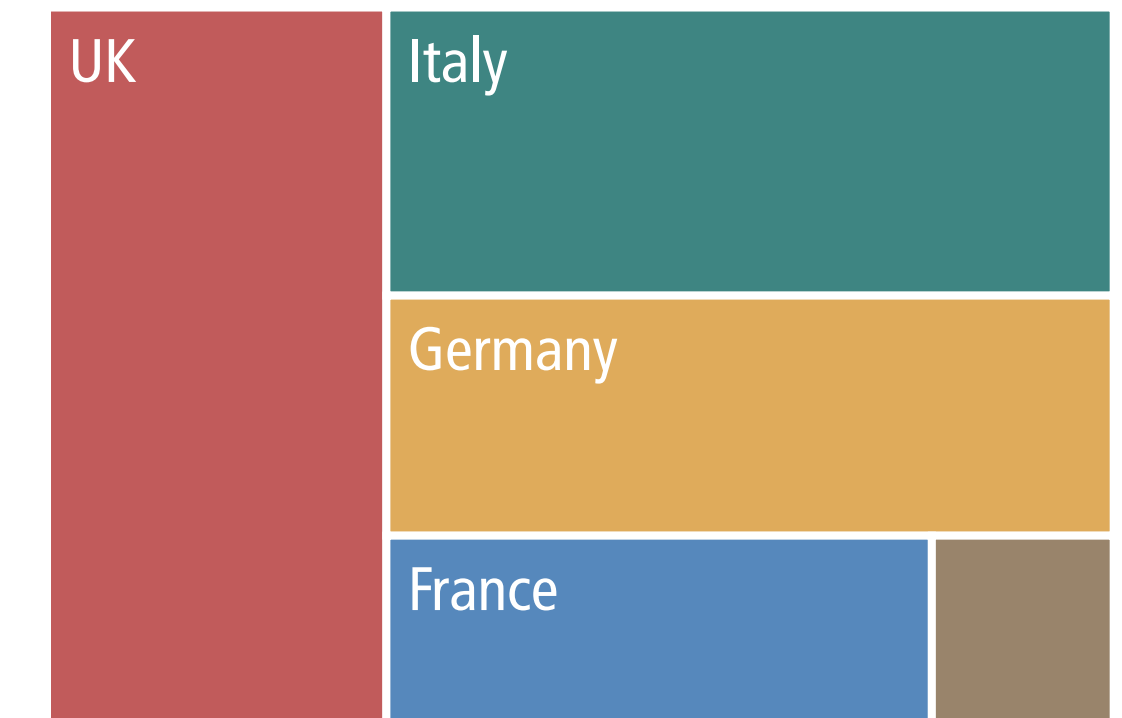
First Rank




Second Rank




Third Rank



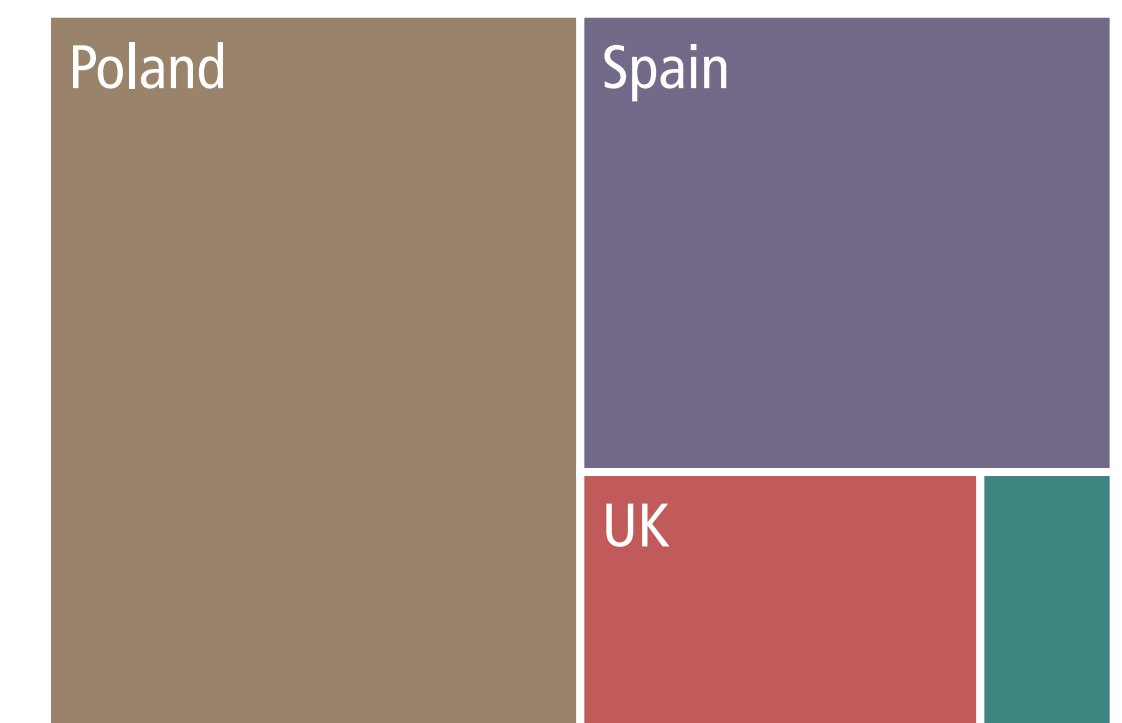
Fourth Rank



Fifth Rank



Sixth Rank



Number of respondents: 22. Size of rectangles corresponds with respondents' respective rankings. Countries with equal values are sorted from A-Z.

# Big Six Foreign, Security and Defence Policy Ranking by Spain

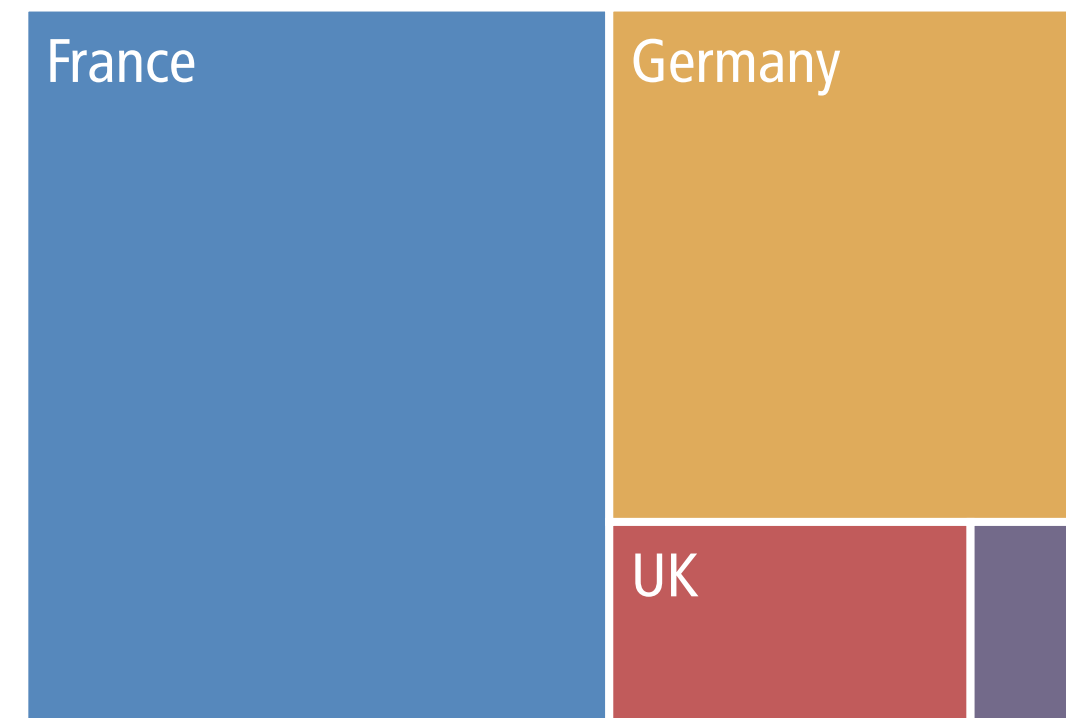
Q8

“Please rank the six large EU member states according to their influence on EU foreign, security and defence policy over the past two years. (first rank being the most influential)”

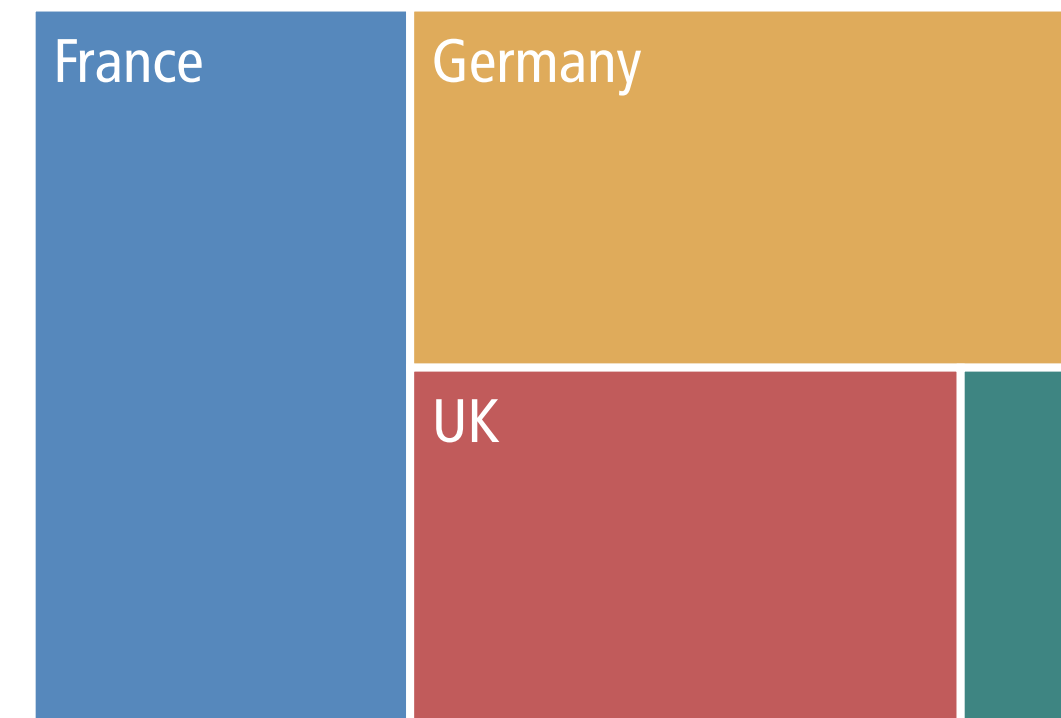
EU Big Six Founding Six	Affluent Seven Southern Seven Visegrád Four
Austria	Italy
Belgium	Latvia
Bulgaria	Lithuania
Croatia	Luxembourg
Cyprus	Malta
Czech Rep.	Netherlands
Denmark	Poland
Estonia	Portugal
Finland	Romania
France	Slovakia
Germany	Slovenia
Greece	<b>Spain</b>
Hungary	Sweden
Ireland	UK

- Influence Overview
- Big Six Fiscal Policy
- Big Six Border Security and Migration Policy
- Big Six Foreign, Security and Defence Policy**
- Affluent Seven EU Policy


First Rank



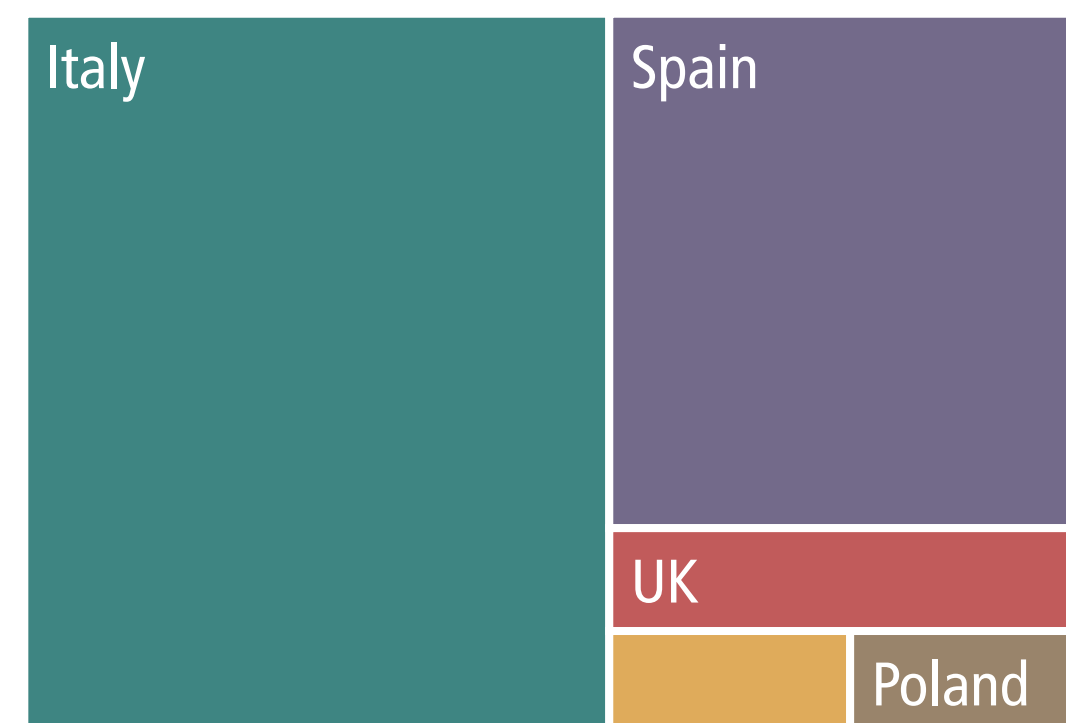
Second Rank




Third Rank



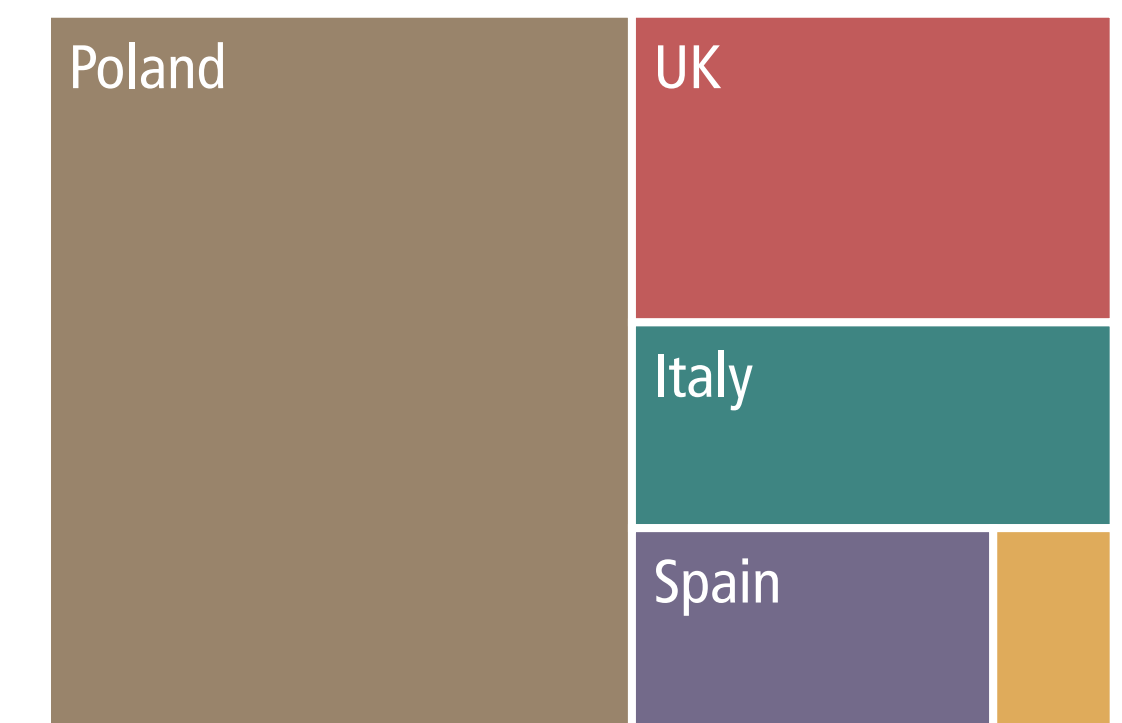
Fourth Rank



Fifth Rank



Sixth Rank



Number of respondents: 31. Size of rectangles corresponds with respondents' respective rankings. Countries with equal values are sorted from A-Z.



# Big Six Foreign, Security and Defence Policy Ranking by Sweden

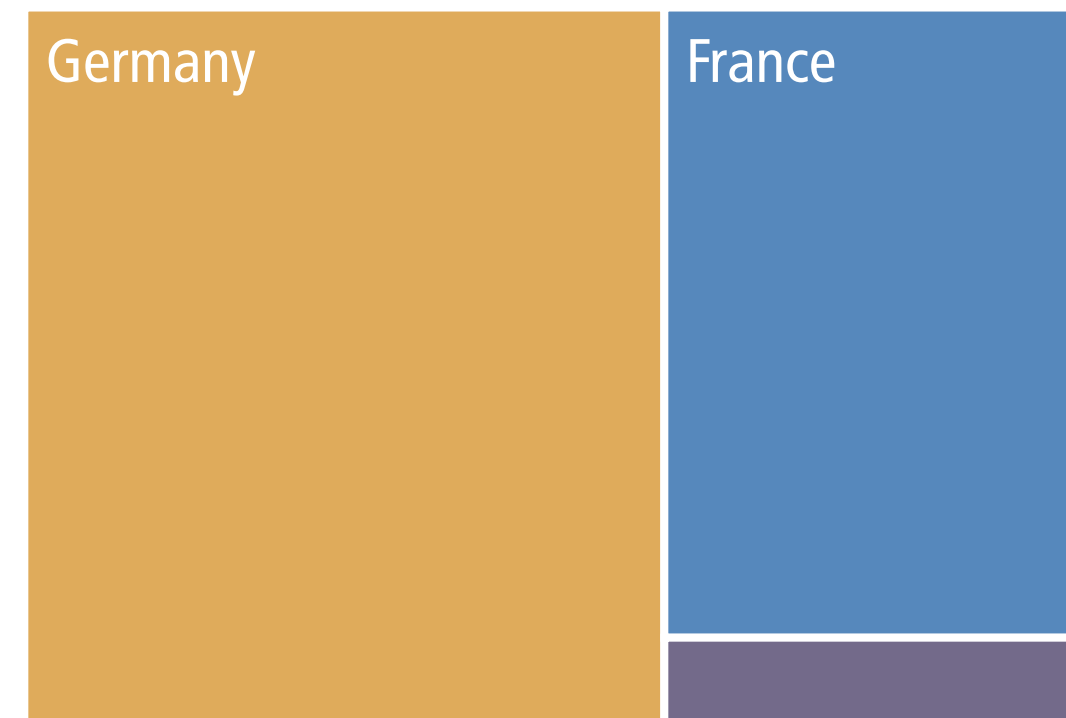
Q8

“Please rank the six large EU member states according to their influence on EU foreign, security and defence policy over the past two years. (first rank being the most influential)”

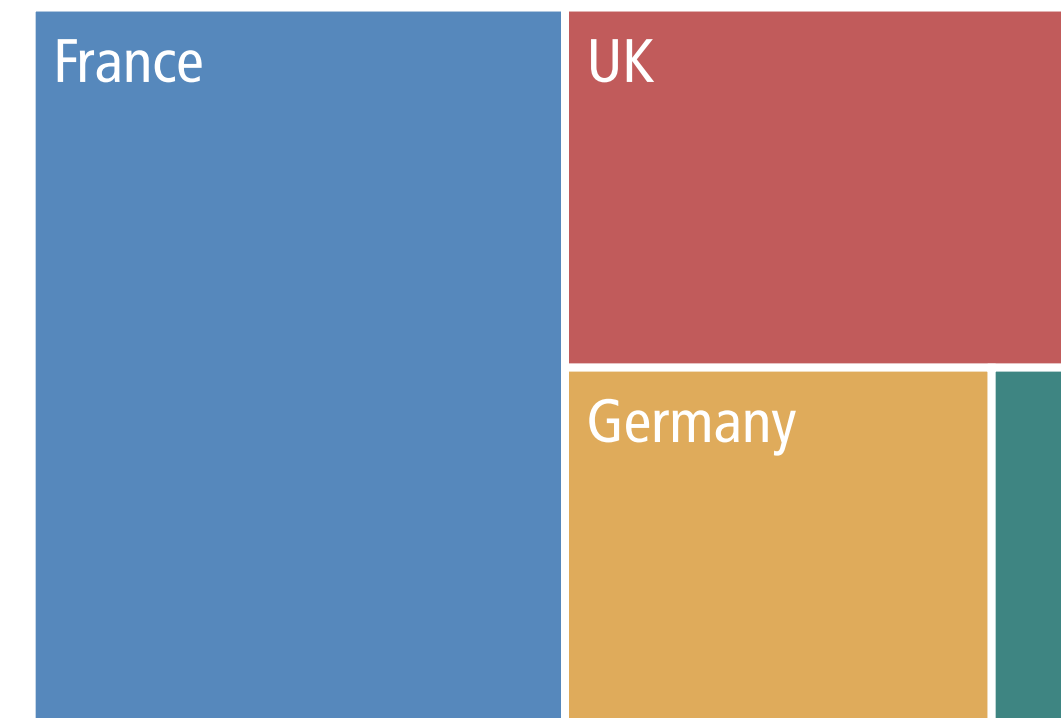
EU Big Six Founding Six	Affluent Seven Southern Seven Visegrád Four
Austria	Italy
Belgium	Latvia
Bulgaria	Lithuania
Croatia	Luxembourg
Cyprus	Malta
Czech Rep.	Netherlands
Denmark	Poland
Estonia	Portugal
Finland	Romania
France	Slovakia
Germany	Slovenia
Greece	Spain
Hungary	<b>Sweden</b>
Ireland	UK

- Influence Overview
- Big Six Fiscal Policy
- Big Six Border Security and Migration Policy
- Big Six Foreign, Security and Defence Policy**
- Affluent Seven EU Policy

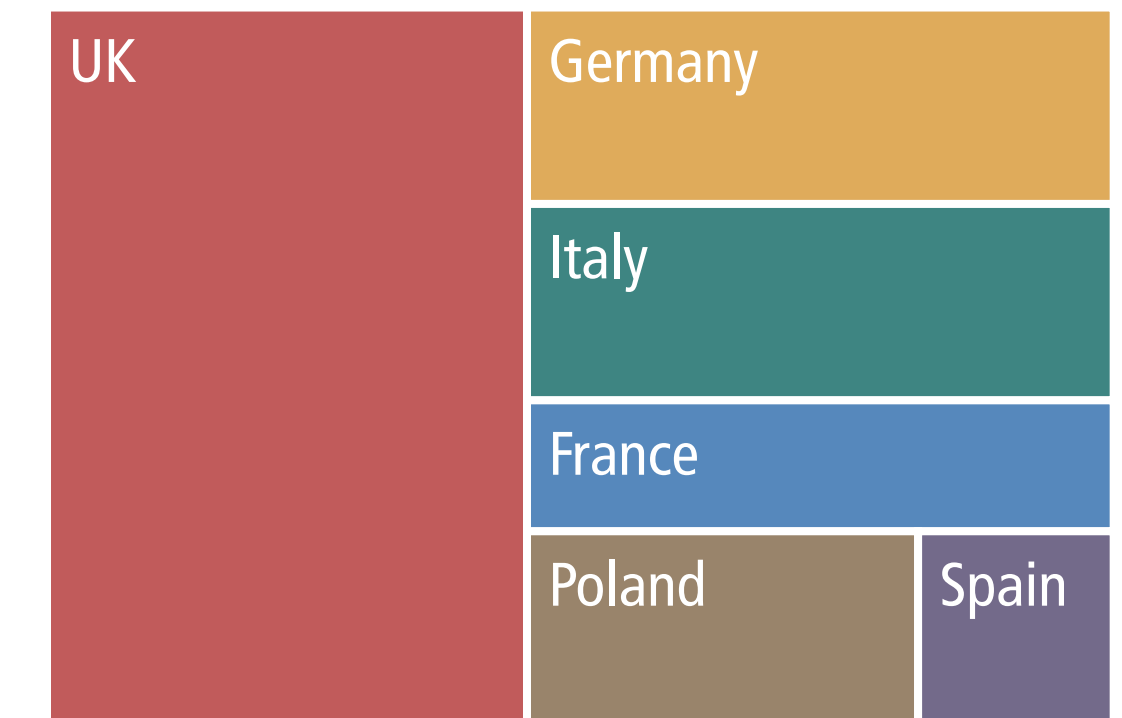
First Rank




Second Rank




Third Rank



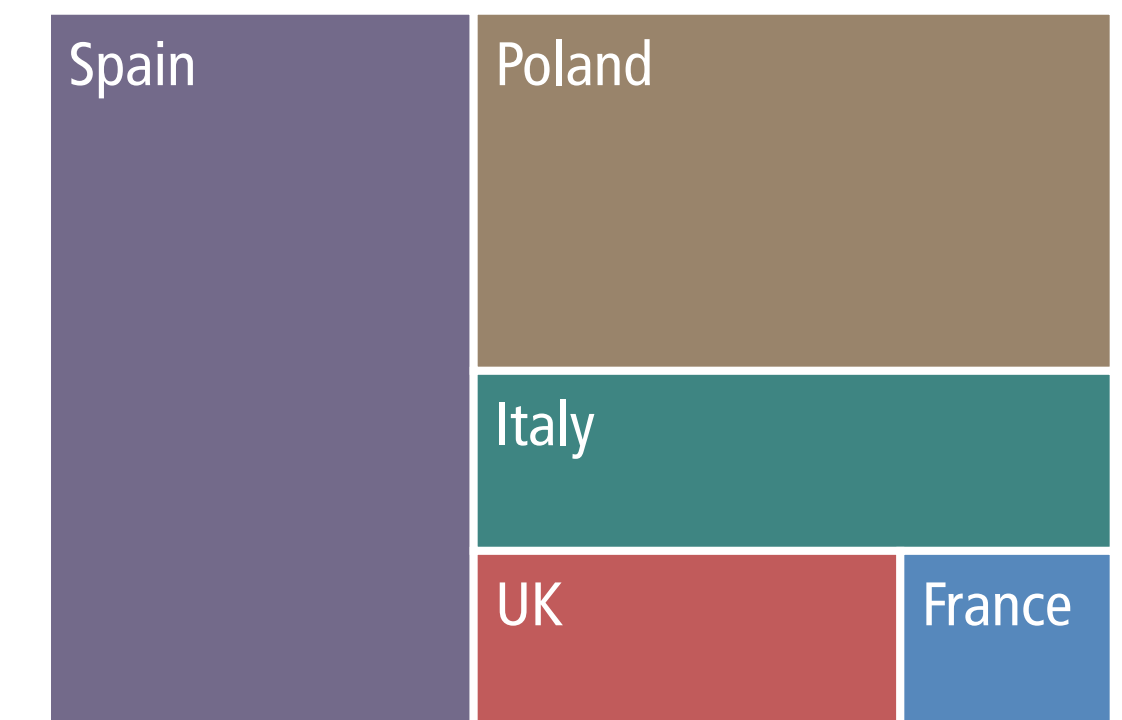
Fourth Rank



Fifth Rank



Sixth Rank



Number of respondents: 20. Size of rectangles corresponds with respondents' respective rankings. Countries with equal values are sorted from A-Z.

# Big Six Foreign, Security and Defence Policy Ranking by UK

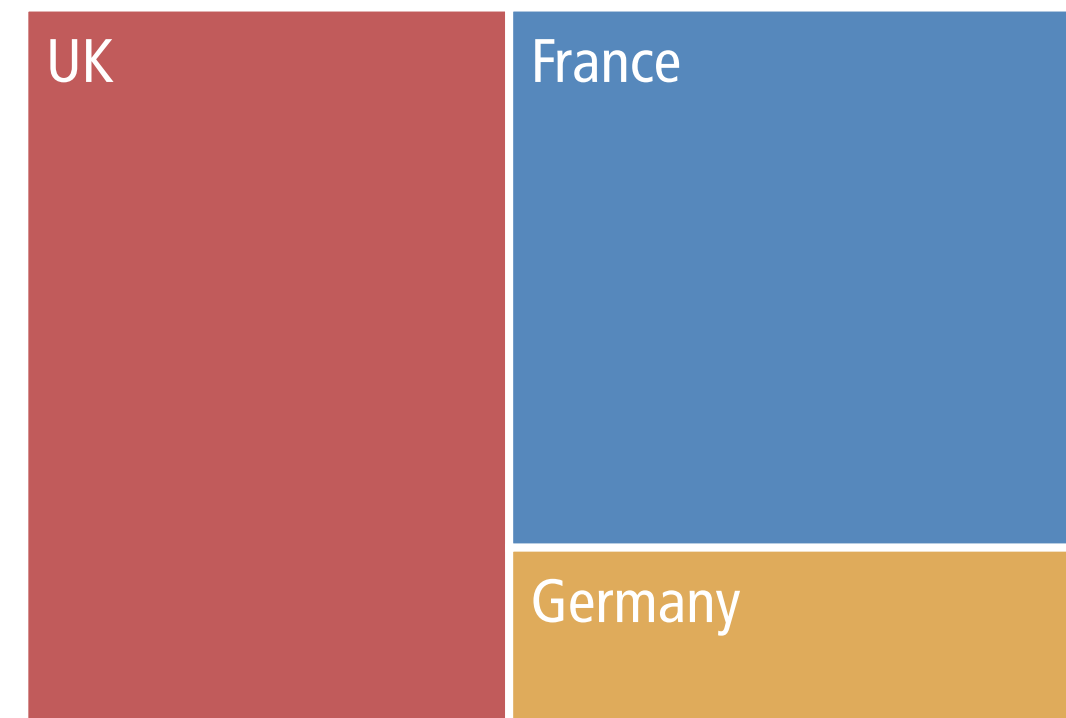
Q8

“Please rank the six large EU member states according to their influence on EU foreign, security and defence policy over the past two years. (first rank being the most influential)”

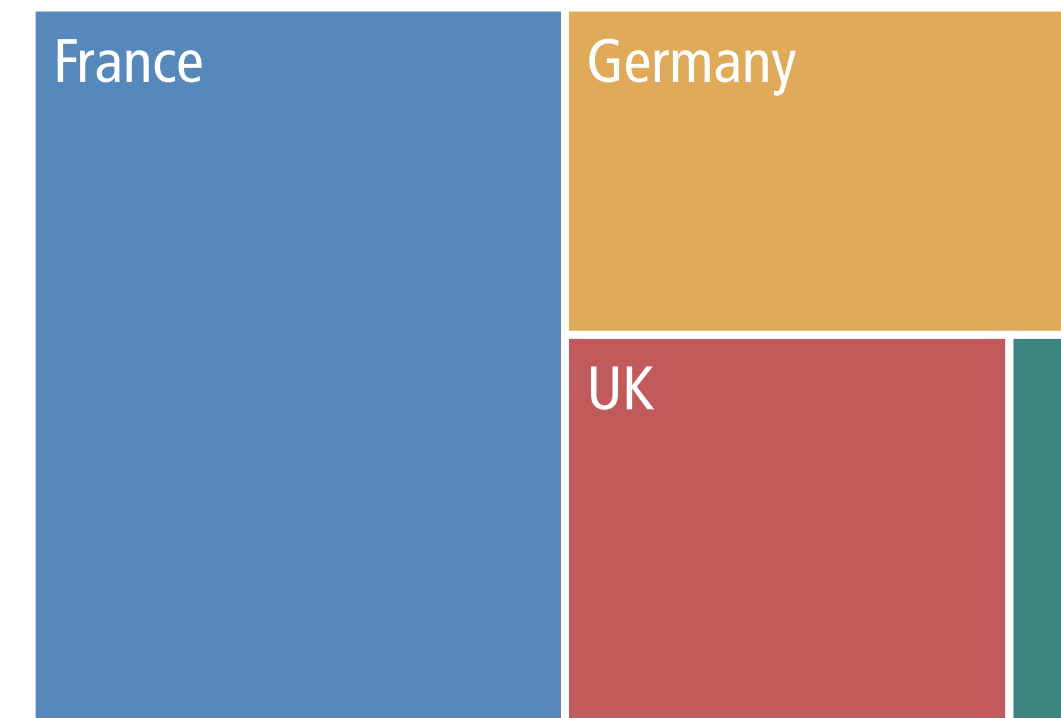
EU Big Six Founding Six	Affluent Seven Southern Seven Visegrád Four
Austria	Italy
Belgium	Latvia
Bulgaria	Lithuania
Croatia	Luxembourg
Cyprus	Malta
Czech Rep.	Netherlands
Denmark	Poland
Estonia	Portugal
Finland	Romania
France	Slovakia
Germany	Slovenia
Greece	Spain
Hungary	Sweden
Ireland	<b>UK</b>

- Influence Overview
- Big Six Fiscal Policy
- Big Six Border Security and Migration Policy
- Big Six Foreign, Security and Defence Policy**
- Affluent Seven EU Policy

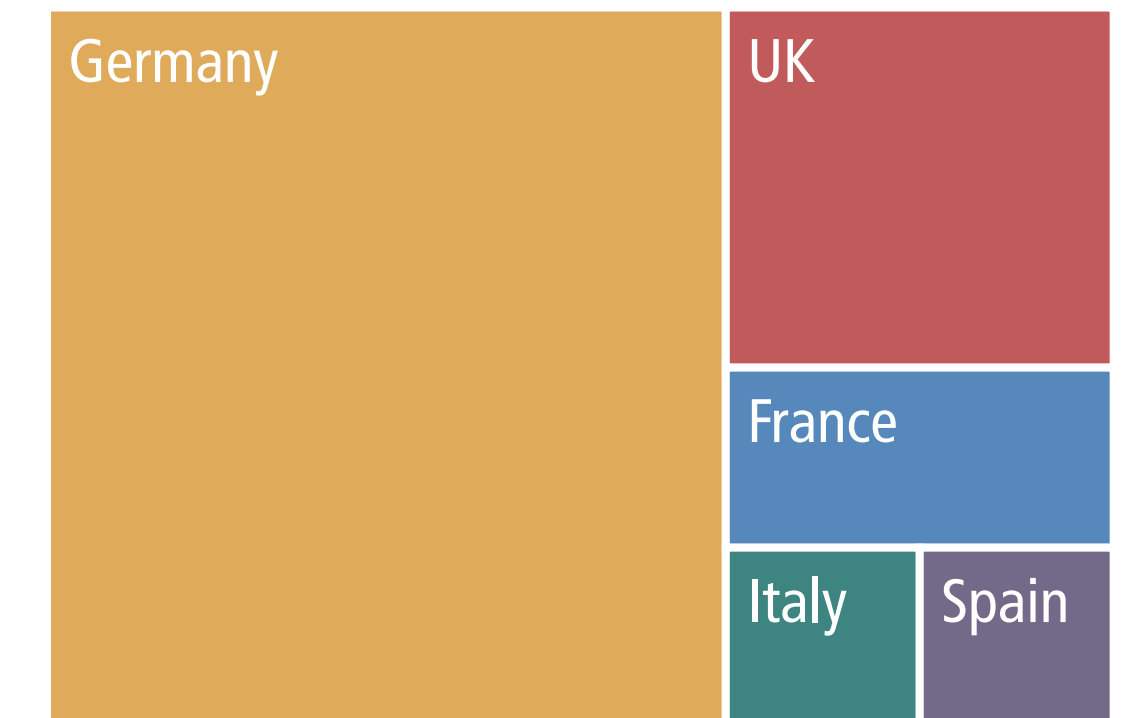
First Rank




Second Rank




Third Rank




Fourth Rank



Fifth Rank



Sixth Rank



Number of respondents: 22. Size of rectangles corresponds with respondents' respective rankings. Countries with equal values are sorted from A-Z.



UK



EU28 Survey

Findings

Chapters

Preferences

**Influence**

Policies & Partners

ecfr.eu/eucoalitionexplorer



# Affluent Seven Ranking by EU

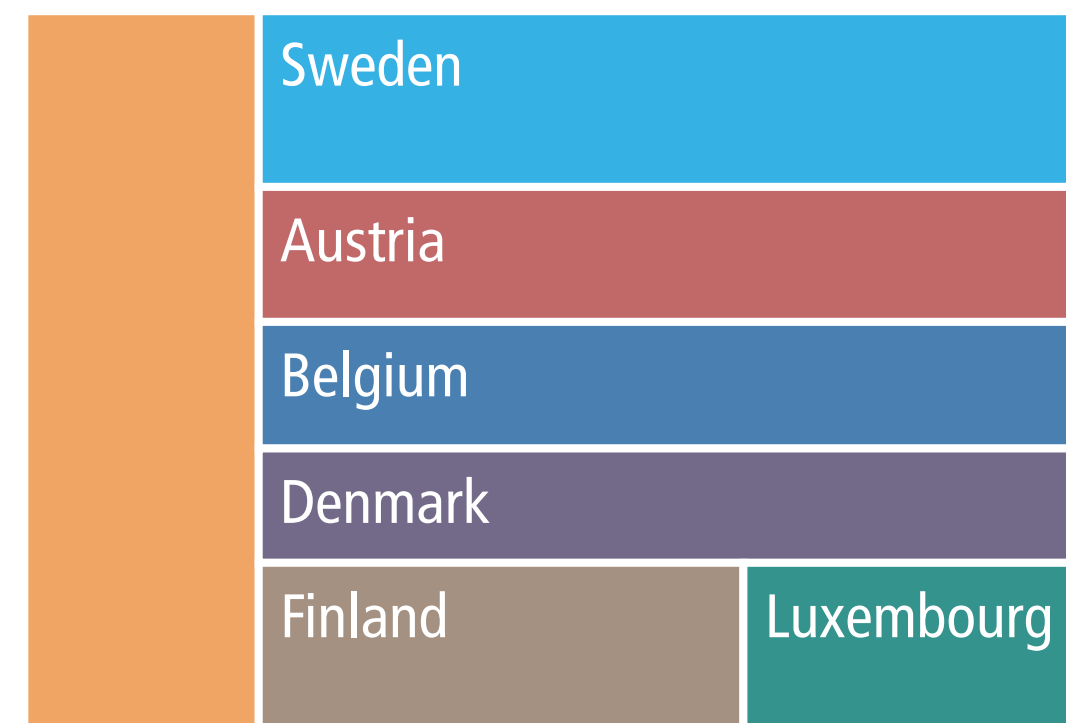
Q9

“Please rank the affluent seven EU member states according to their influence on EU fiscal policy, EU border security and migration policy, as well as EU foreign, security, and defence policy over the past two years.”

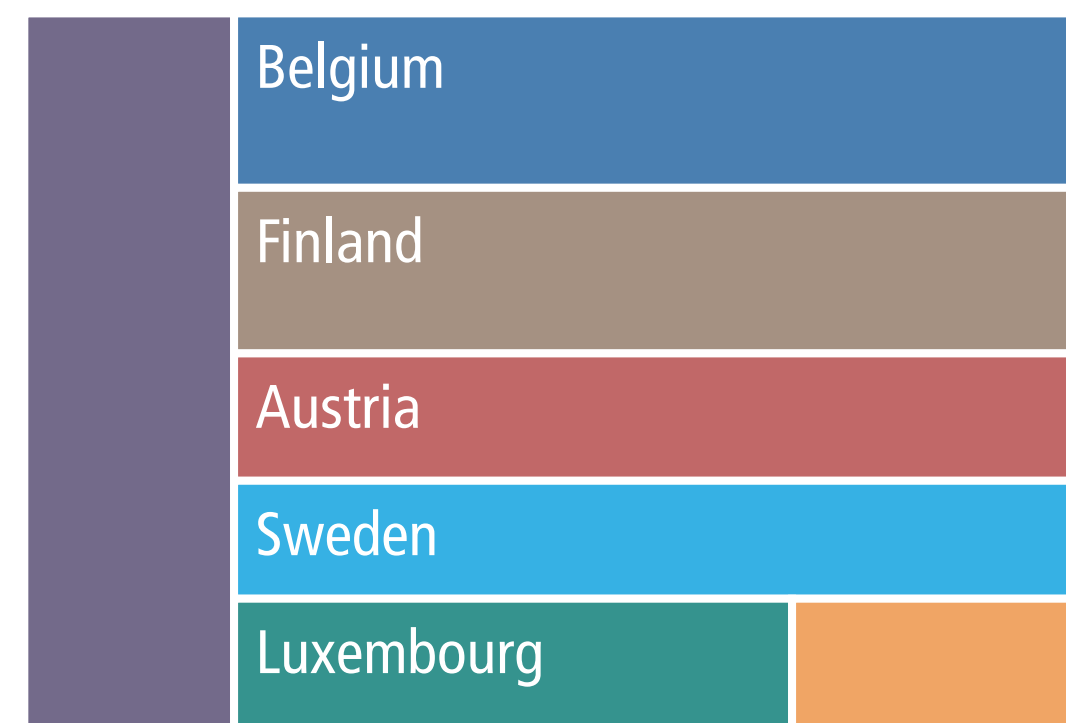
EU	Affluent Seven
Big Six	Southern Seven
Founding Six	Visegrád Four
Austria	Italy
Belgium	Latvia
Bulgaria	Lithuania
Croatia	Luxembourg
Cyprus	Malta
Czech Rep.	Netherlands
Denmark	Poland
Estonia	Portugal
Finland	Romania
France	Slovakia
Germany	Slovenia
Greece	Spain
Hungary	Sweden
Ireland	UK

- Influence Overview
- Big Six Fiscal Policy
- Big Six Border Security and Migration Policy
- Big Six Foreign, Security and Defence Policy
- Affluent Seven EU Policy**

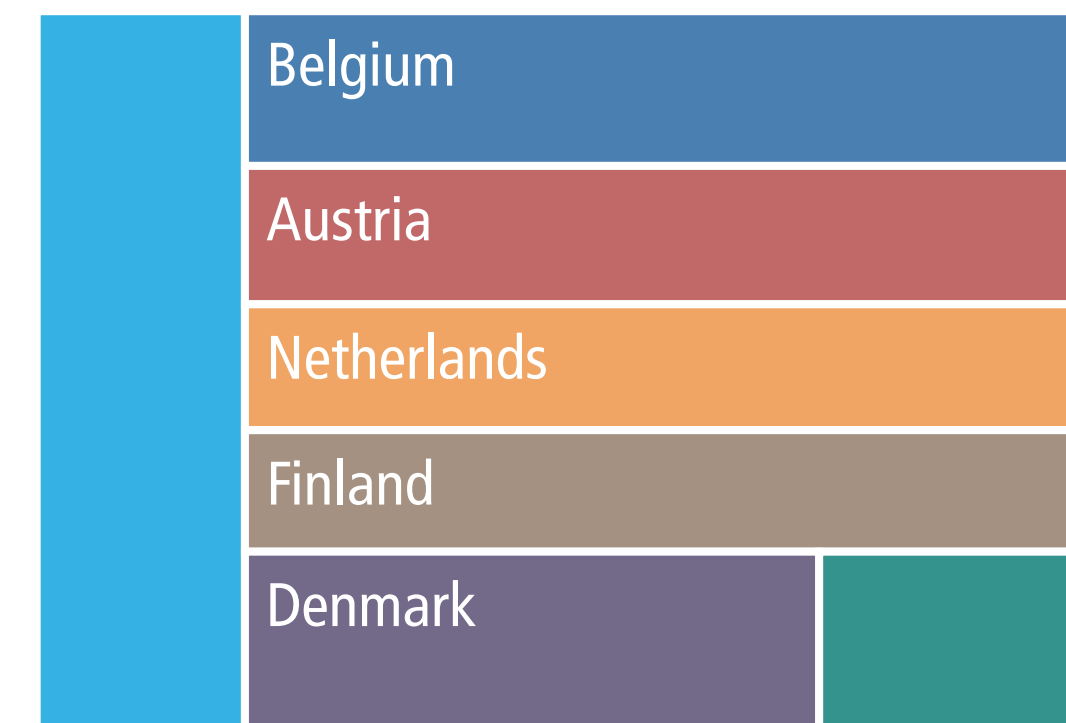
Second Rank




Fifth Rank



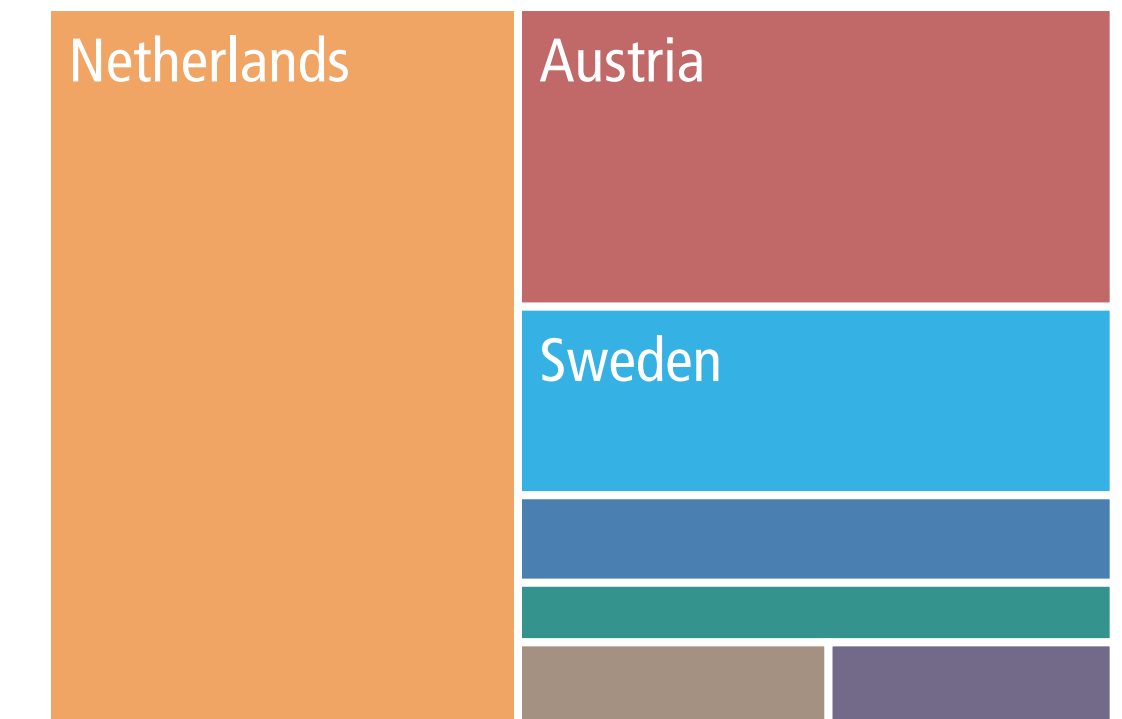
Third Rank




Sixth Rank




First Rank



Fourth Rank



Seventh Rank



Number of respondents: 508. Size of rectangles corresponds with respondents' respective rankings. Countries with equal values are sorted from A-Z.

# Affluent Seven Ranking by Big Six

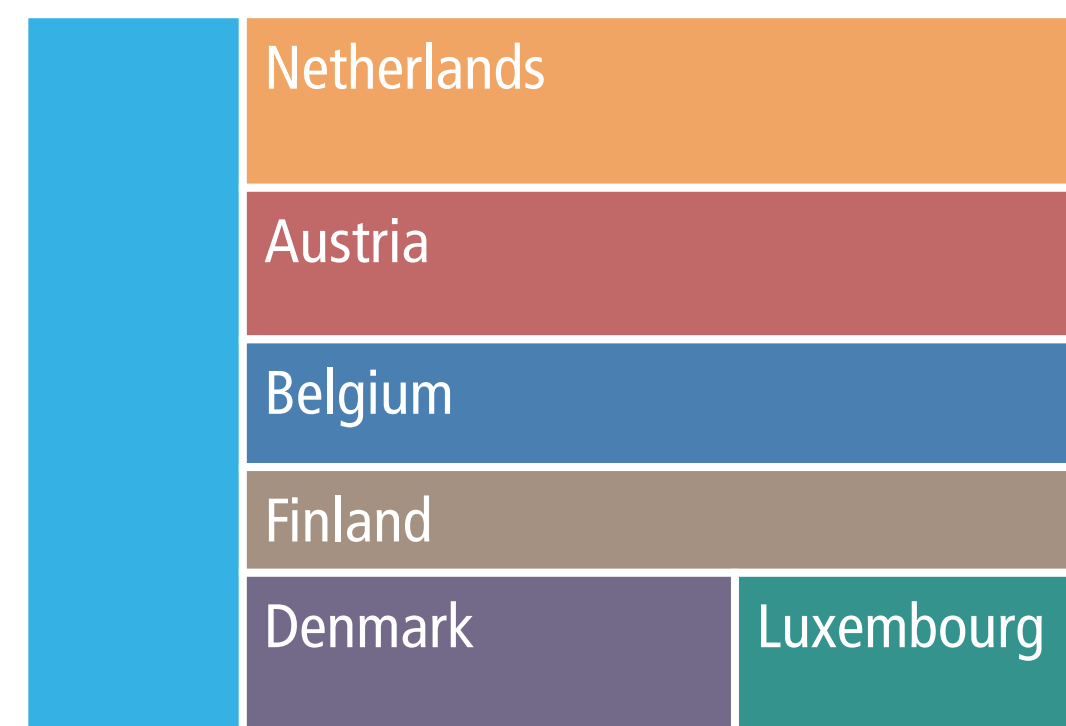
Q9

“Please rank the affluent seven EU member states according to their influence on EU fiscal policy, EU border security and migration policy, as well as EU foreign, security, and defence policy over the past two years.”

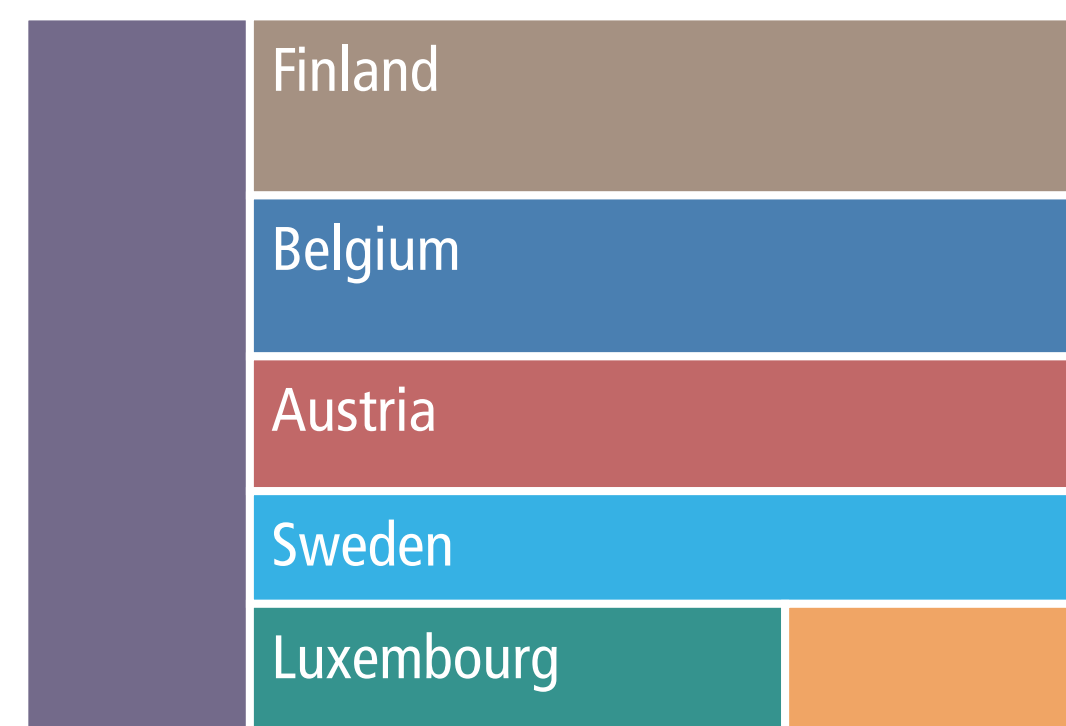
EU Big Six	Affluent Seven
Founding Six	Southern Seven
	Visegrád Four
Austria	Italy
Belgium	Latvia
Bulgaria	Lithuania
Croatia	Luxembourg
Cyprus	Malta
Czech Rep.	Netherlands
Denmark	Poland
Estonia	Portugal
Finland	Romania
France	Slovakia
Germany	Slovenia
Greece	Spain
Hungary	Sweden
Ireland	UK

- Influence Overview
- Big Six Fiscal Policy
- Big Six Border Security and Migration Policy
- Big Six Foreign, Security and Defence Policy
- Affluent Seven EU Policy**

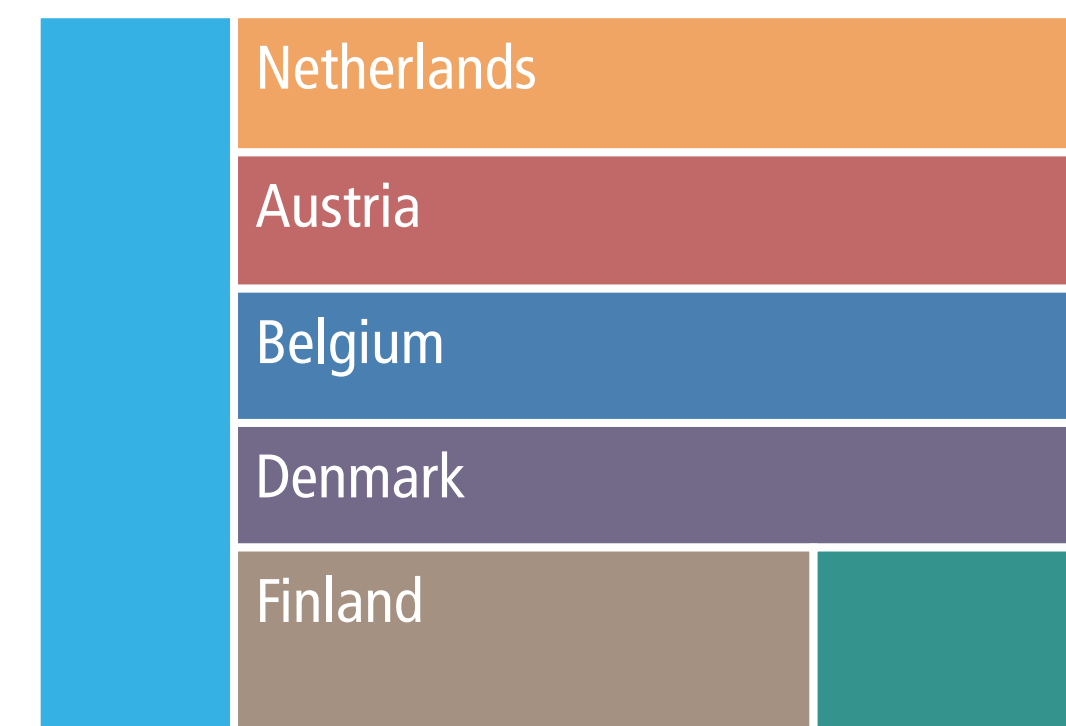
Second Rank




Fifth Rank



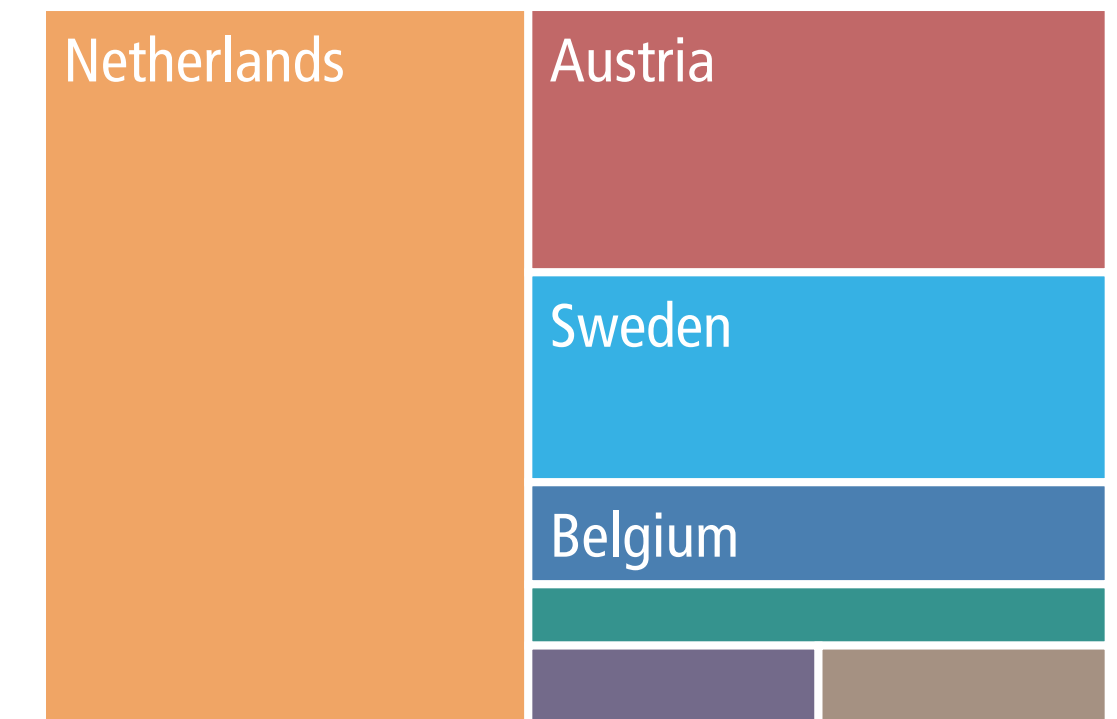
Third Rank



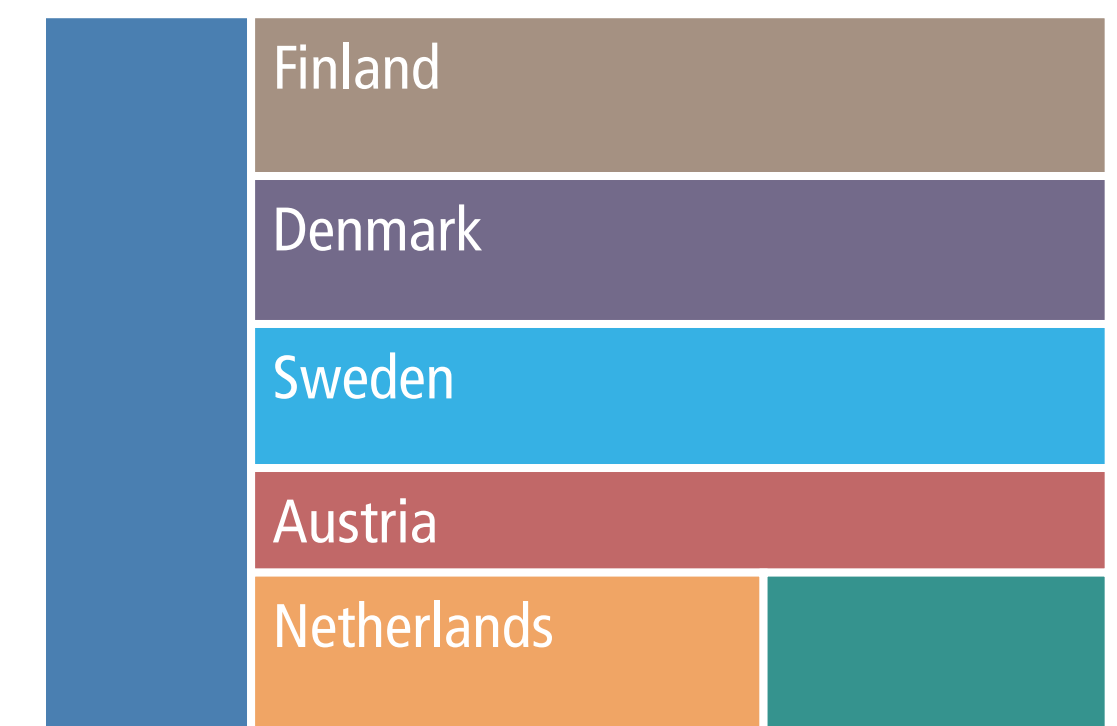
Sixth Rank




First Rank



Fourth Rank



Seventh Rank



Number of respondents: 162. Size of rectangles corresponds with respondents' respective rankings. Countries with equal values are sorted from A-Z.



# Affluent Seven Ranking by Founding Six

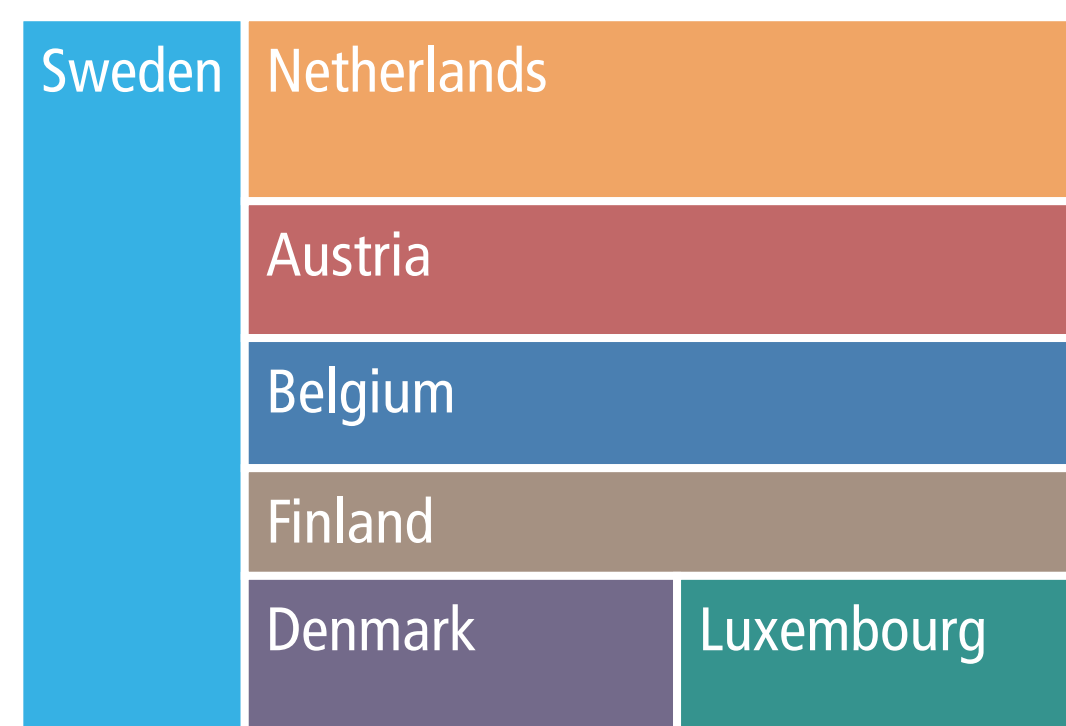
Q9

“Please rank the affluent seven EU member states according to their influence on EU fiscal policy, EU border security and migration policy, as well as EU foreign, security, and defence policy over the past two years.”


EU Big Six	Affluent Seven
Founding Six	Southern Seven
	Visegrád Four
Austria	Italy
Belgium	Latvia
Bulgaria	Lithuania
Croatia	Luxembourg
Cyprus	Malta
Czech Rep.	Netherlands
Denmark	Poland
Estonia	Portugal
Finland	Romania
France	Slovakia
Germany	Slovenia
Greece	Spain
Hungary	Sweden
Ireland	UK

- Influence Overview
- Big Six Fiscal Policy
- Big Six Border Security and Migration Policy
- Big Six Foreign, Security and Defence Policy
- Affluent Seven EU Policy**

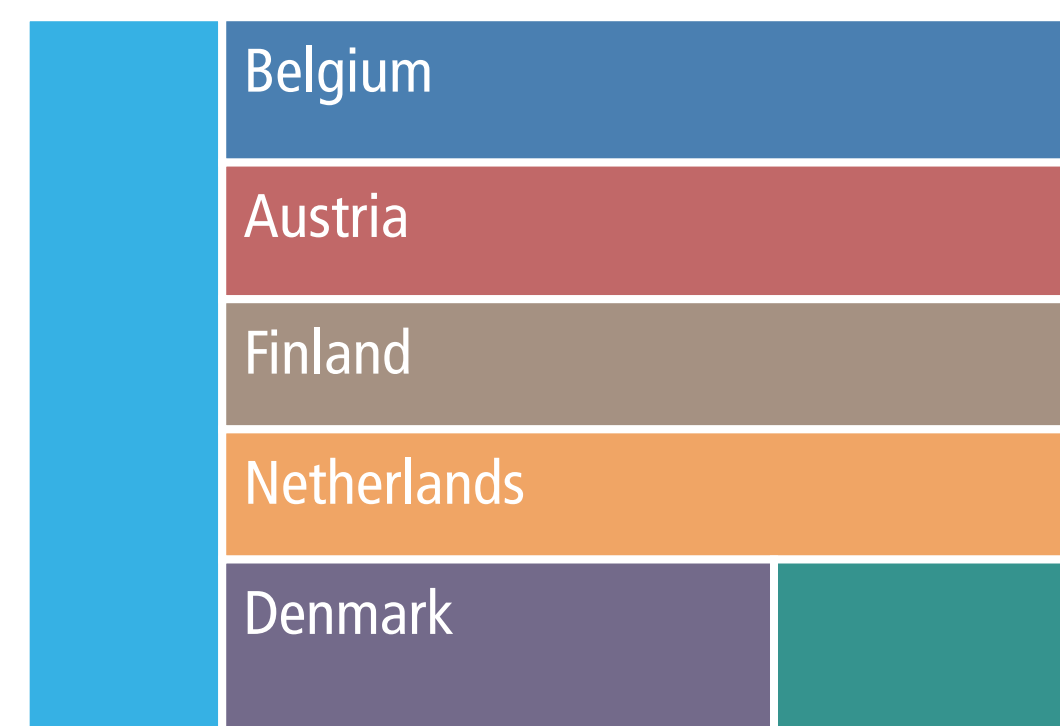
## Second Rank




## Fifth Rank



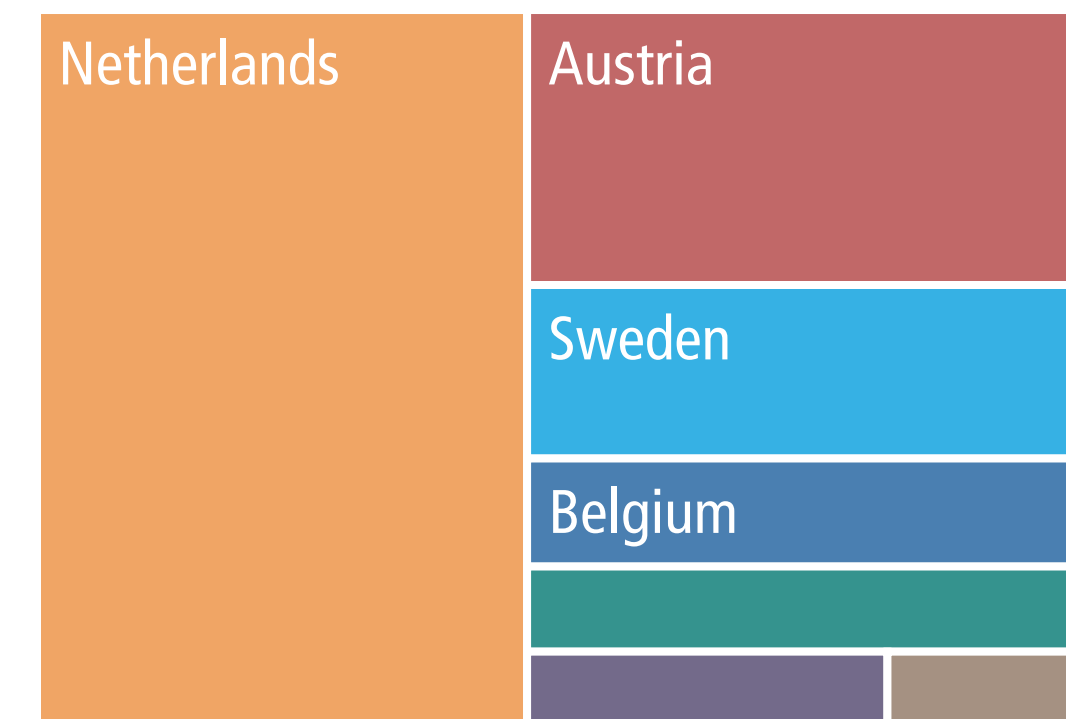
## Third Rank




## Sixth Rank




## First Rank



## Fourth Rank



## Seventh Rank



Number of respondents: 144. Size of rectangles corresponds with respondents' respective rankings. Countries with equal values are sorted from A-Z.

# Affluent Seven Ranking by Affluent Seven


Q9

“Please rank the affluent seven EU member states according to their influence on EU fiscal policy, EU border security and migration policy, as well as EU foreign, security, and defence policy over the past two years.”

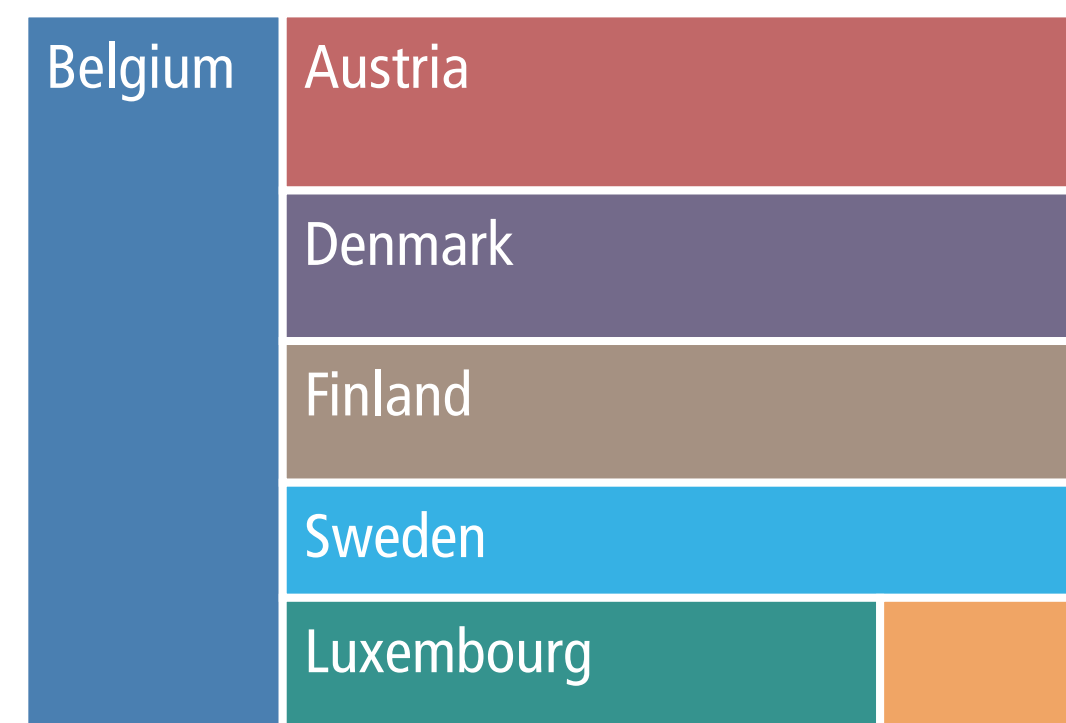
EU	Affluent Seven
Big Six	Southern Seven
Founding Six	Visegrád Four
Austria	Italy
Belgium	Latvia
Bulgaria	Lithuania
Croatia	Luxembourg
Cyprus	Malta
Czech Rep.	Netherlands
Denmark	Poland
Estonia	Portugal
Finland	Romania
France	Slovakia
Germany	Slovenia
Greece	Spain
Hungary	Sweden
Ireland	UK

- Influence Overview
- Big Six Fiscal Policy
- Big Six Border Security and Migration Policy
- Big Six Foreign, Security and Defence Policy
- Affluent Seven EU Policy**

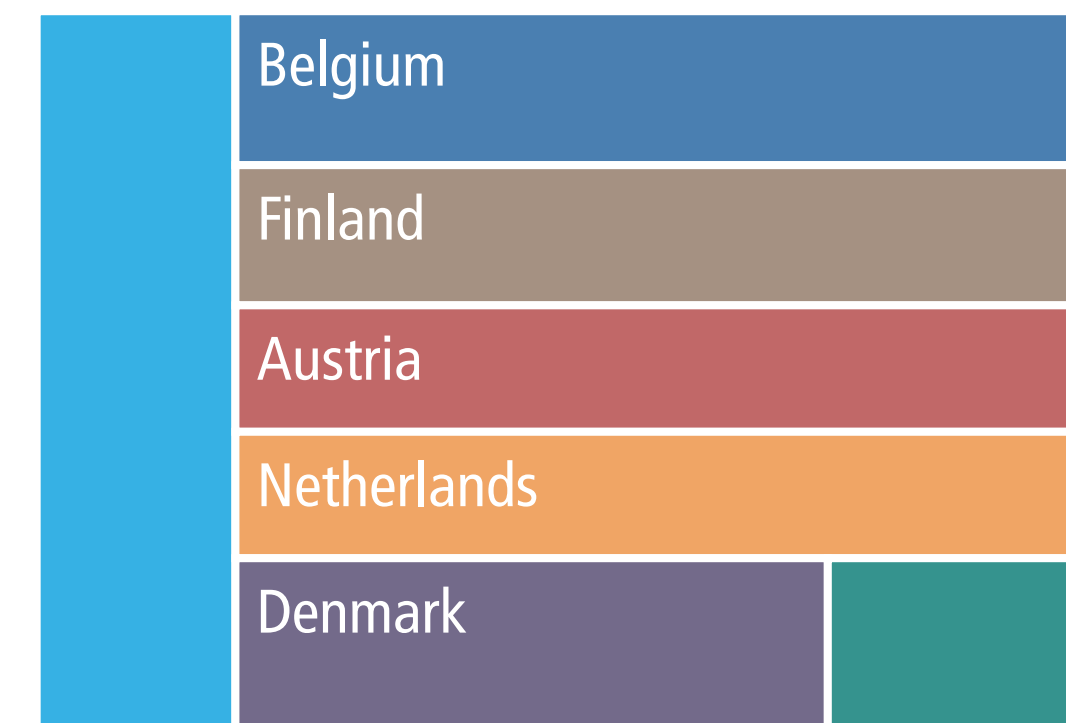
Second Rank




Fifth Rank



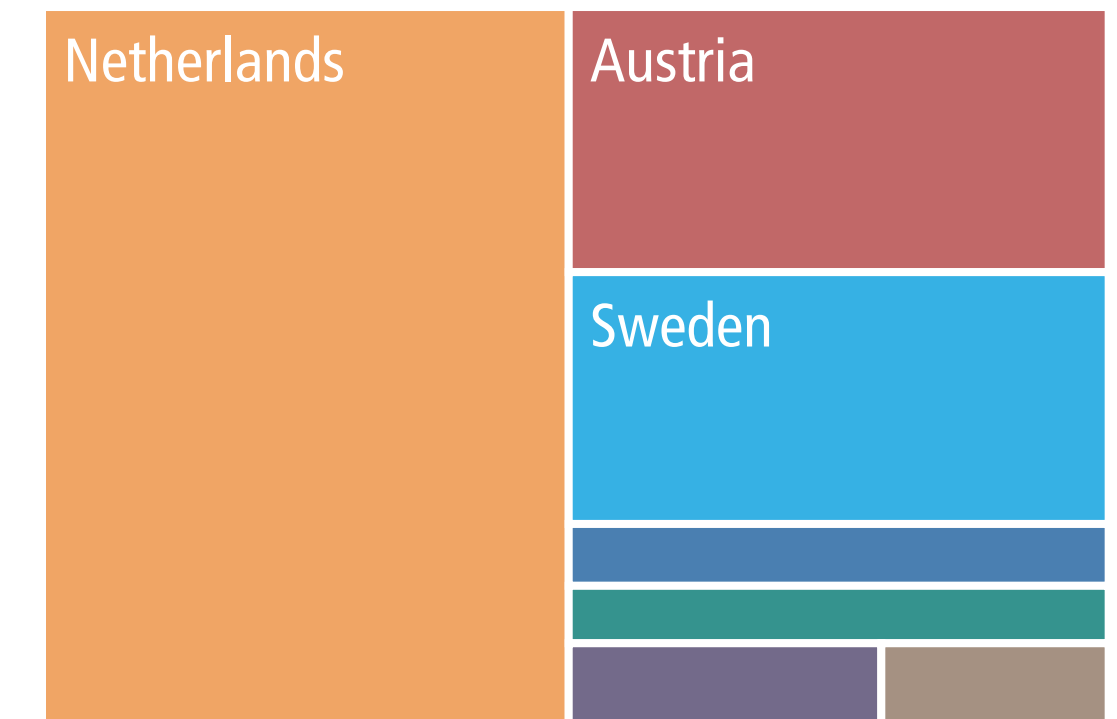
Third Rank




Sixth Rank




First Rank



Fourth Rank



Seventh Rank



Number of respondents: 114. Size of rectangles corresponds with respondents' respective rankings. Countries with equal values are sorted from A-Z.



# Affluent Seven Ranking by Southern Seven

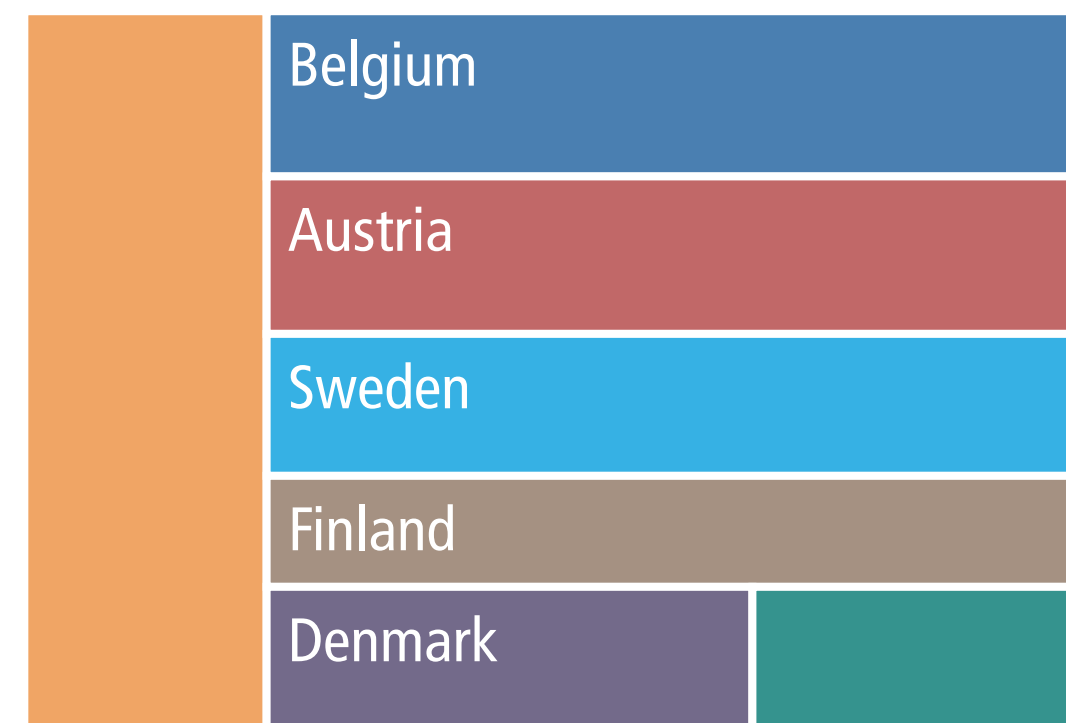
Q9

“Please rank the affluent seven EU member states according to their influence on EU fiscal policy, EU border security and migration policy, as well as EU foreign, security, and defence policy over the past two years.”


EU Big Six Founding Six	Affluent Seven Southern Seven	Visegrád Four
Austria	Italy	
Belgium	Latvia	
Bulgaria	Lithuania	
Croatia	Luxembourg	
Cyprus	Malta	
Czech Rep.	Netherlands	
Denmark	Poland	
Estonia	Portugal	
Finland	Romania	
France	Slovakia	
Germany	Slovenia	
Greece	Spain	
Hungary	Sweden	
Ireland	UK	

- Influence Overview
- Big Six Fiscal Policy
- Big Six Border Security and Migration Policy
- Big Six Foreign, Security and Defence Policy
- Affluent Seven EU Policy**


Second Rank




Fifth Rank



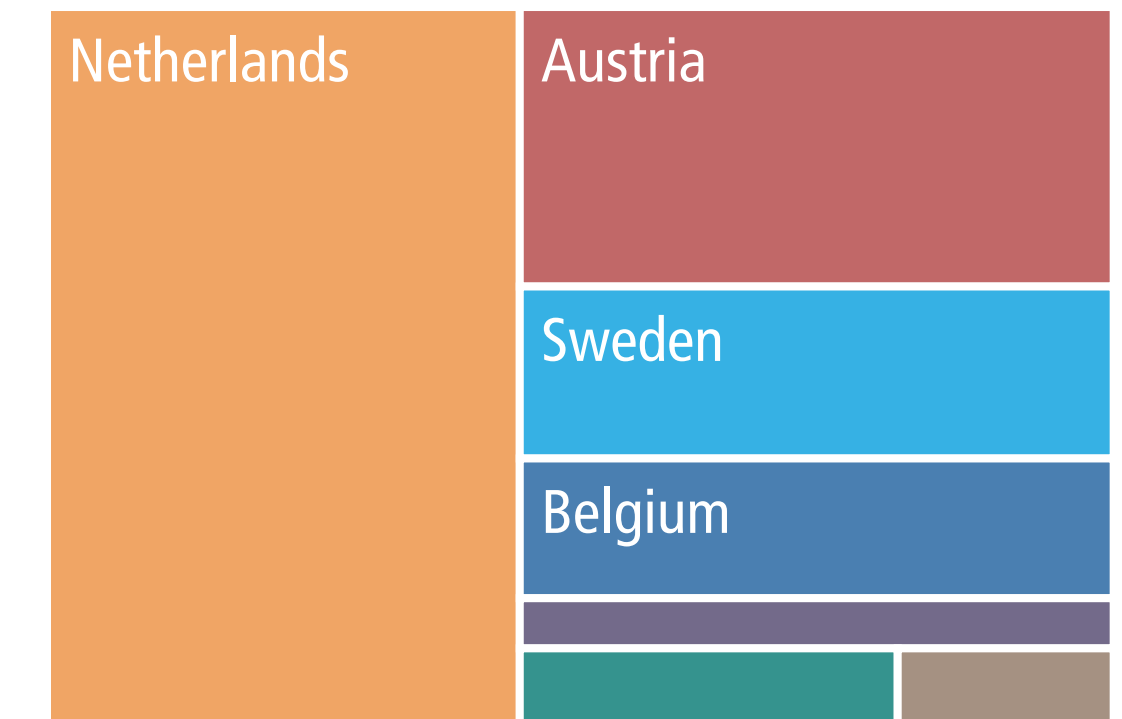
Third Rank



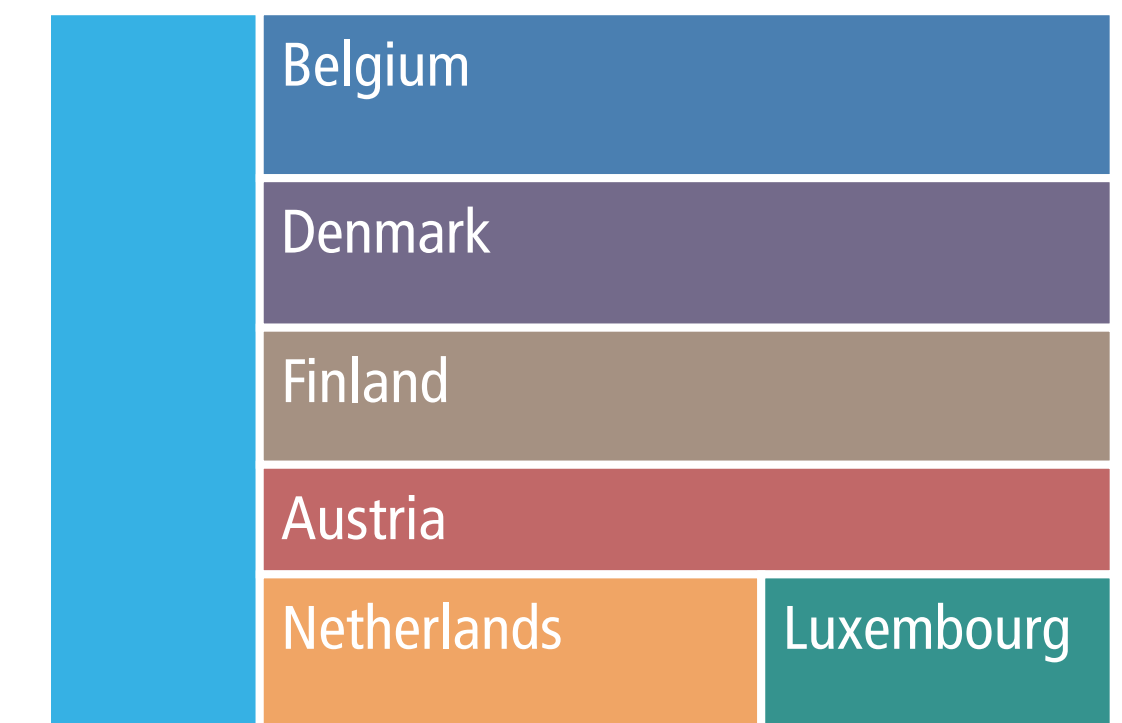
Sixth Rank




First Rank



Fourth Rank



Seventh Rank



Number of respondents: 126. Size of rectangles corresponds with respondents' respective rankings. Countries with equal values are sorted from A-Z.

# Affluent Seven Ranking by Visegrád Four

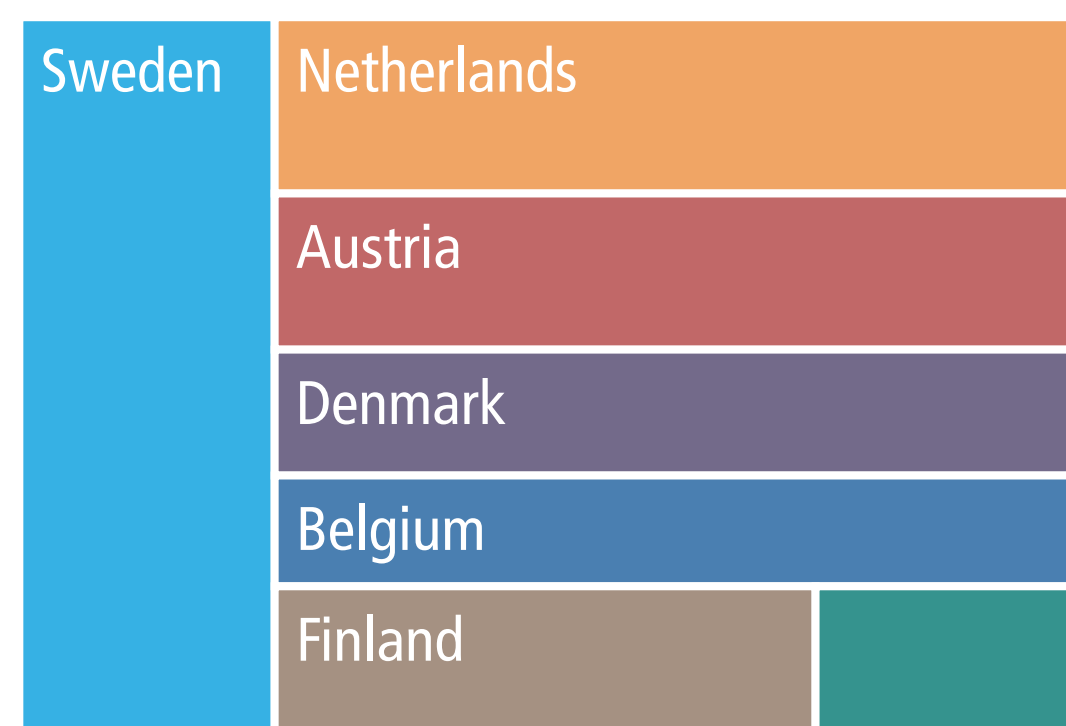
Q9

“Please rank the affluent seven EU member states according to their influence on EU fiscal policy, EU border security and migration policy, as well as EU foreign, security, and defence policy over the past two years.”

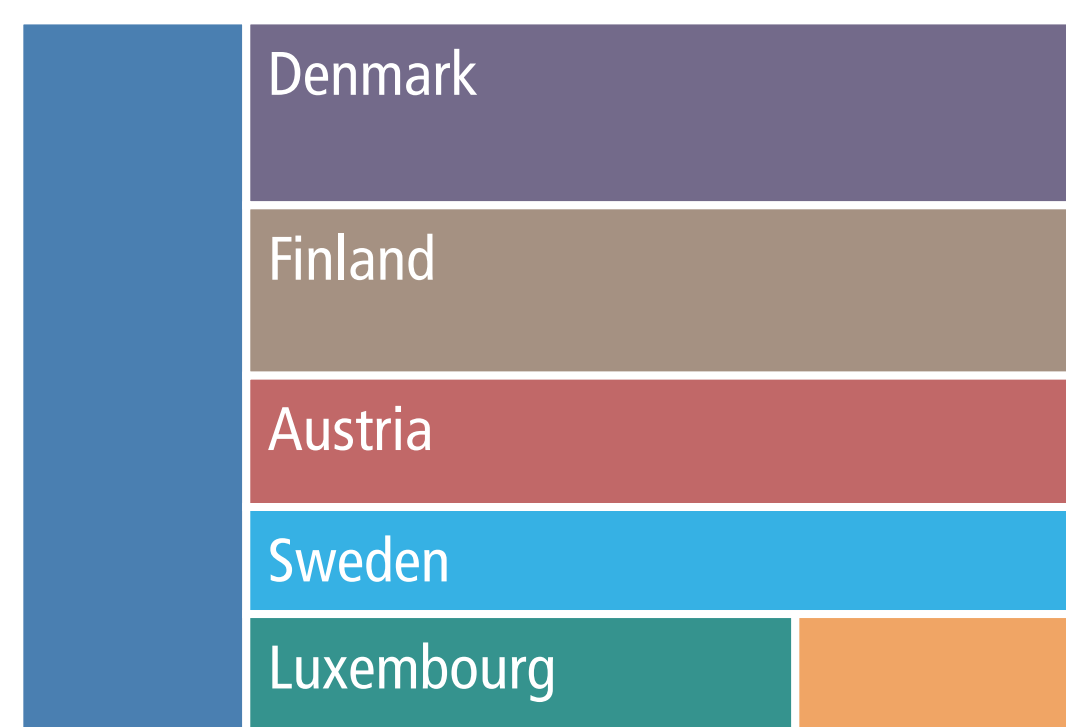
EU Big Six Founding Six	Affluent Seven Southern Seven Visegrád Four
Austria	Italy
Belgium	Latvia
Bulgaria	Lithuania
Croatia	Luxembourg
Cyprus	Malta
Czech Rep.	Netherlands
Denmark	Poland
Estonia	Portugal
Finland	Romania
France	Slovakia
Germany	Slovenia
Greece	Spain
Hungary	Sweden
Ireland	UK

- Influence Overview
- Big Six Fiscal Policy
- Big Six Border Security and Migration Policy
- Big Six Foreign, Security and Defence Policy
- Affluent Seven EU Policy**

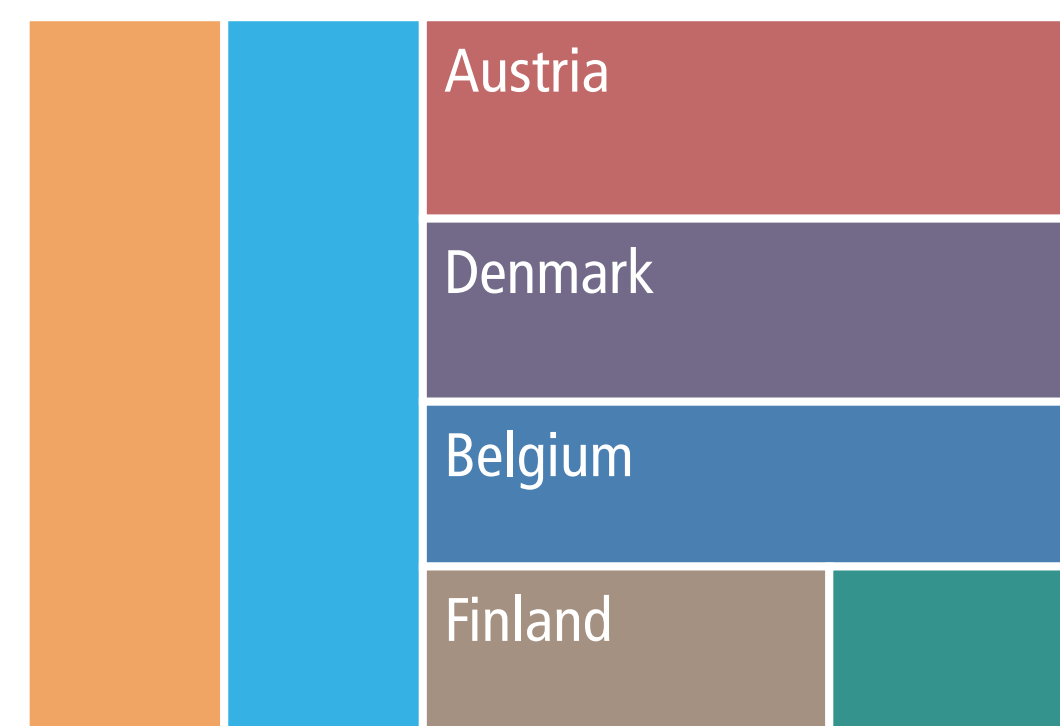
Second Rank



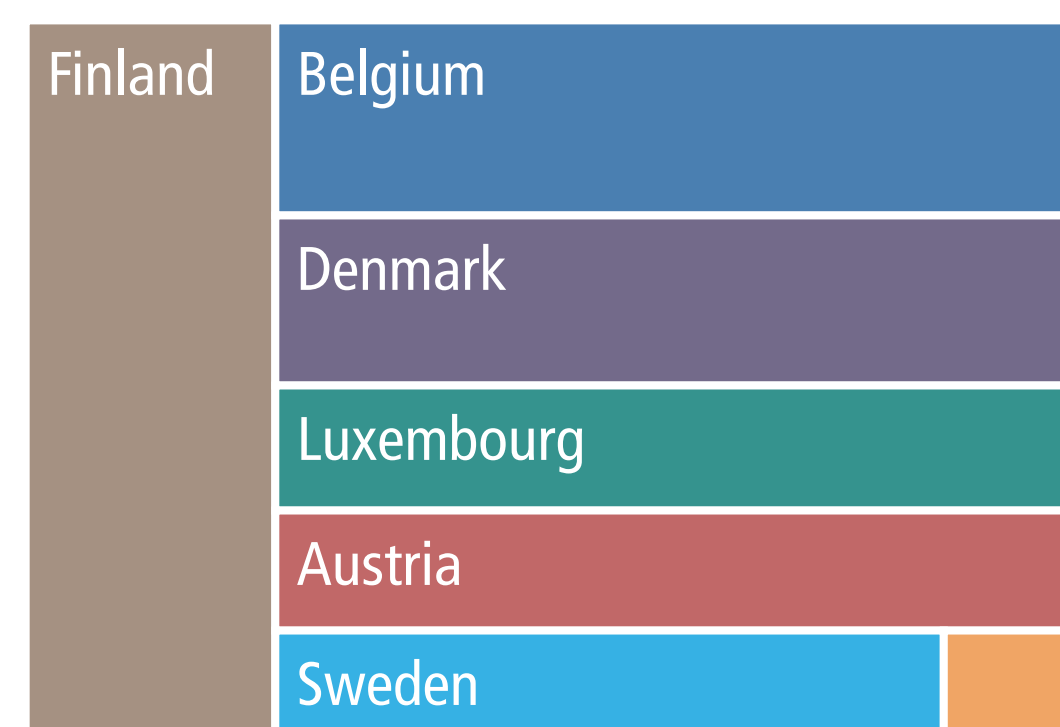
Fifth Rank



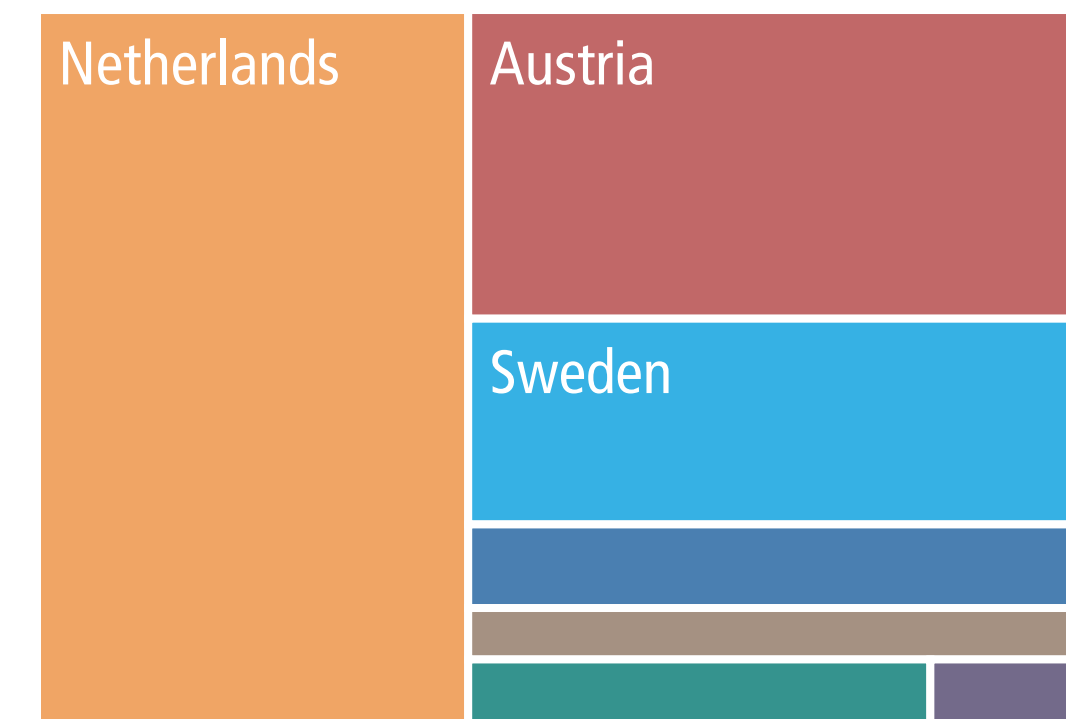
Third Rank



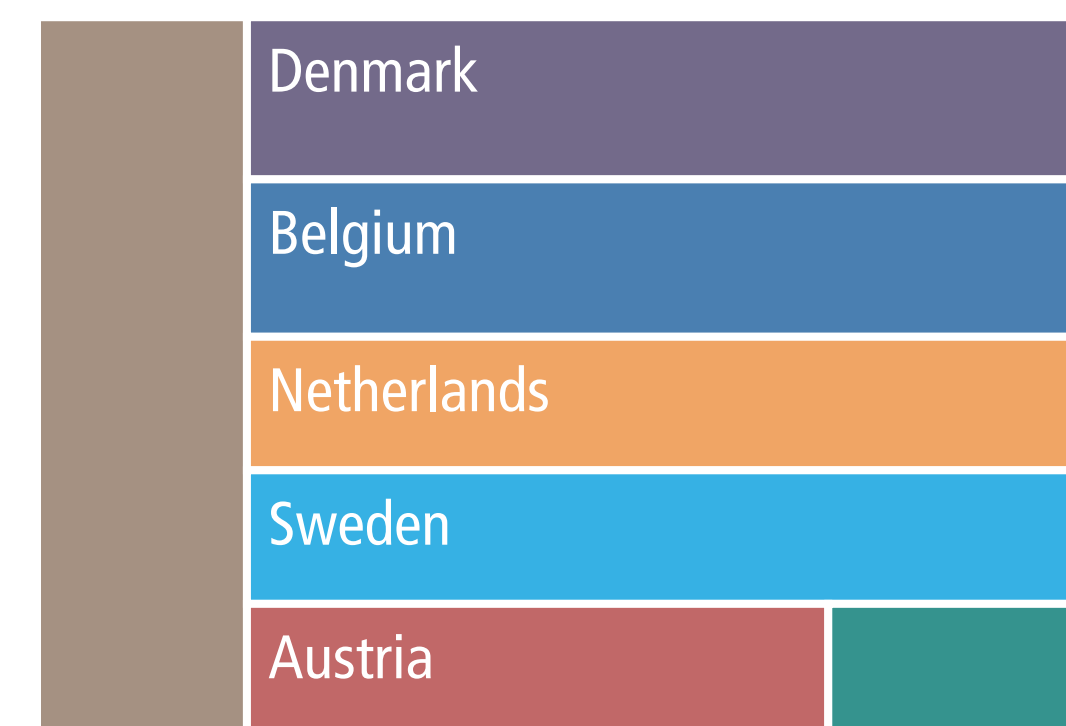
Sixth Rank




First Rank



Fourth Rank



Seventh Rank



Number of respondents: 67. Size of rectangles corresponds with respondents' respective rankings. Countries with equal values are sorted from A-Z.



# Affluent Seven Ranking by Austria


Q9

“Please rank the affluent seven EU member states according to their influence on EU fiscal policy, EU border security and migration policy, as well as EU foreign, security, and defence policy over the past two years.”

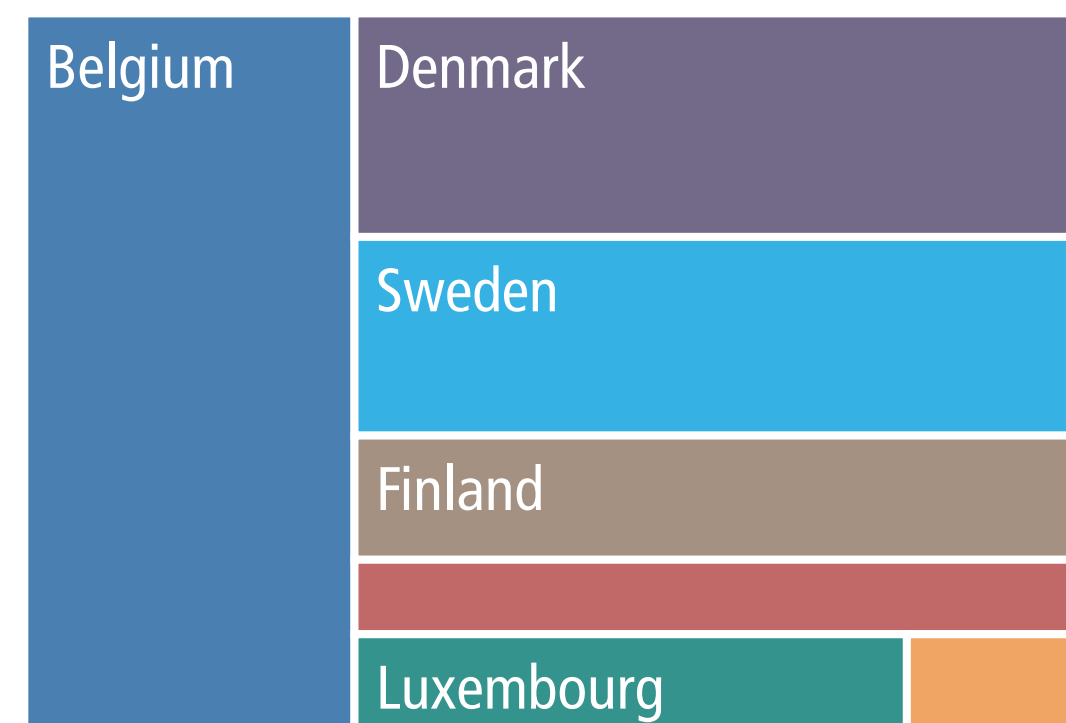
EU Big Six Founding Six	Affluent Seven Southern Seven Visegrád Four
<b>Austria</b>	Italy
Belgium	Latvia
Bulgaria	Lithuania
Croatia	Luxembourg
Cyprus	Malta
Czech Rep.	Netherlands
Denmark	Poland
Estonia	Portugal
Finland	Romania
France	Slovakia
Germany	Slovenia
Greece	Spain
Hungary	Sweden
Ireland	UK

- Influence Overview
- Big Six Fiscal Policy
- Big Six Border Security and Migration Policy
- Big Six Foreign, Security and Defence Policy
- Affluent Seven EU Policy**


Second Rank




Fifth Rank



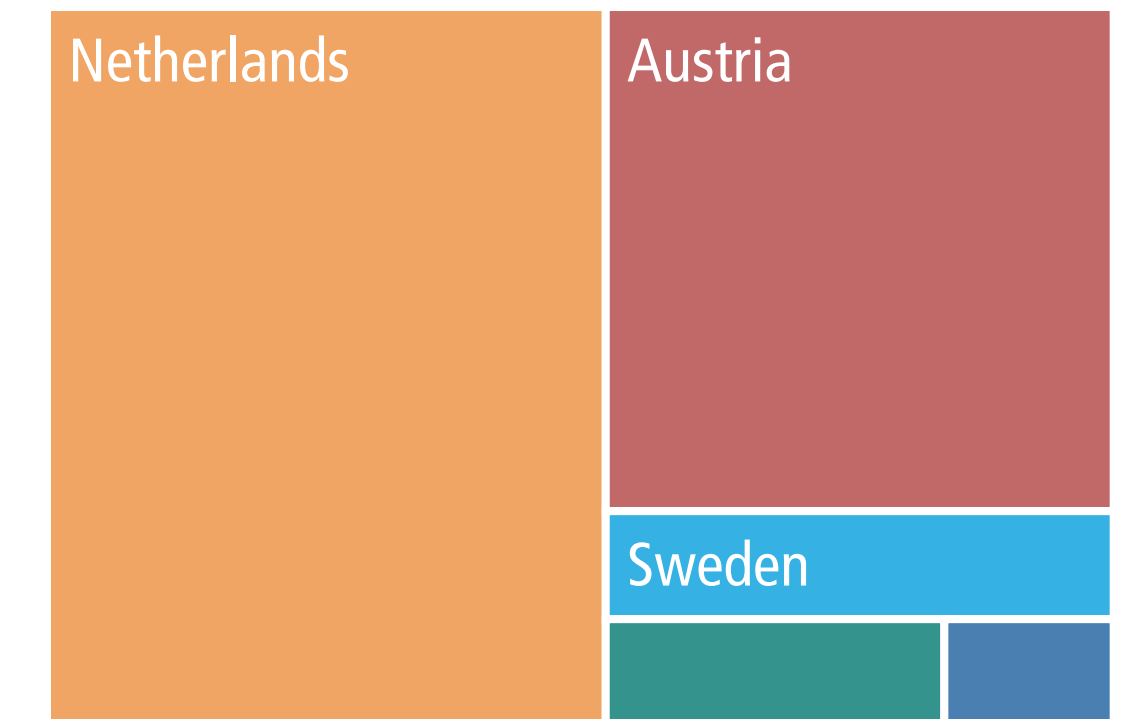
Third Rank




Sixth Rank




First Rank



Fourth Rank



Seventh Rank



Number of respondents: 15. Size of rectangles corresponds with respondents' respective rankings. Countries with equal values are sorted from A-Z.

# Affluent Seven Ranking by Belgium


Q9

“Please rank the affluent seven EU member states according to their influence on EU fiscal policy, EU border security and migration policy, as well as EU foreign, security, and defence policy over the past two years.”


EU Big Six Founding Six	Affluent Seven Southern Seven Visegrád Four
Austria	Italy
<b>Belgium</b>	Latvia
Bulgaria	Lithuania
Croatia	Luxembourg
Cyprus	Malta
Czech Rep.	Netherlands
Denmark	Poland
Estonia	Portugal
Finland	Romania
France	Slovakia
Germany	Slovenia
Greece	Spain
Hungary	Sweden
Ireland	UK

- Influence Overview
- Big Six Fiscal Policy
- Big Six Border Security and Migration Policy
- Big Six Foreign, Security and Defence Policy
- Affluent Seven EU Policy**

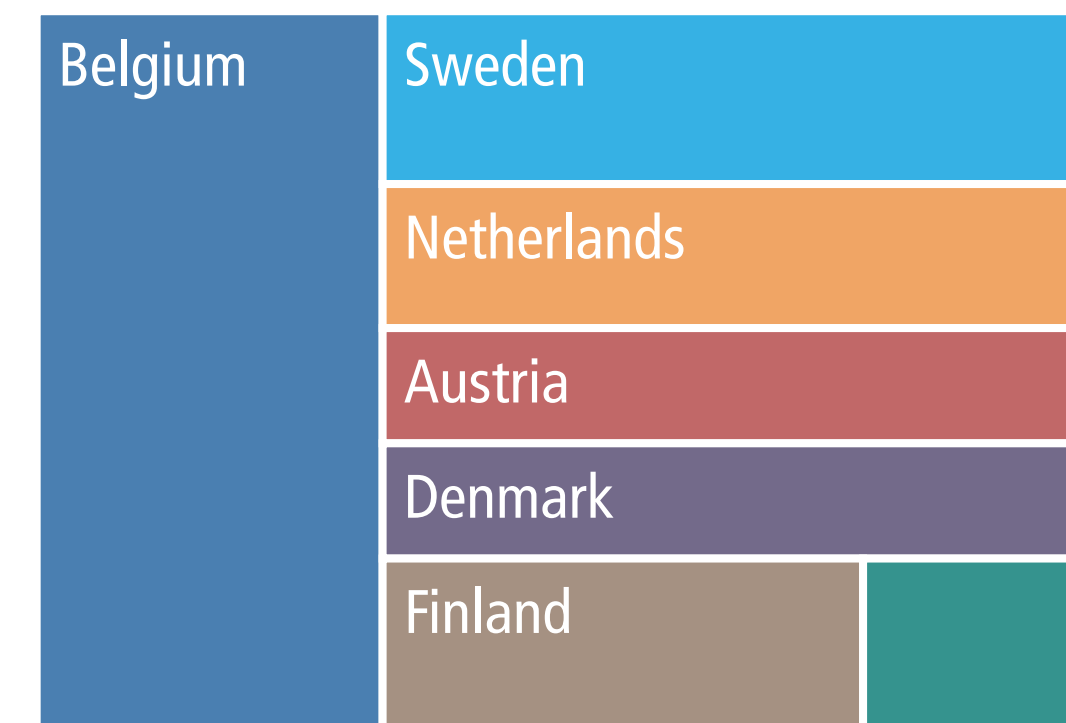
Second Rank




Fifth Rank



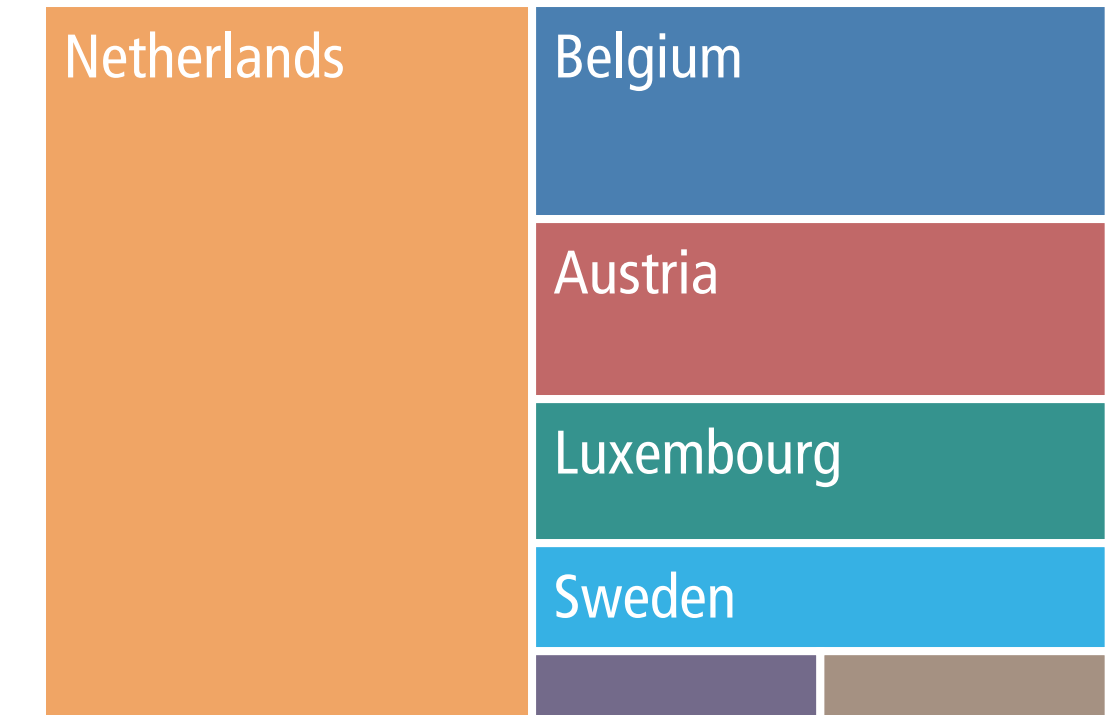
Third Rank




Sixth Rank



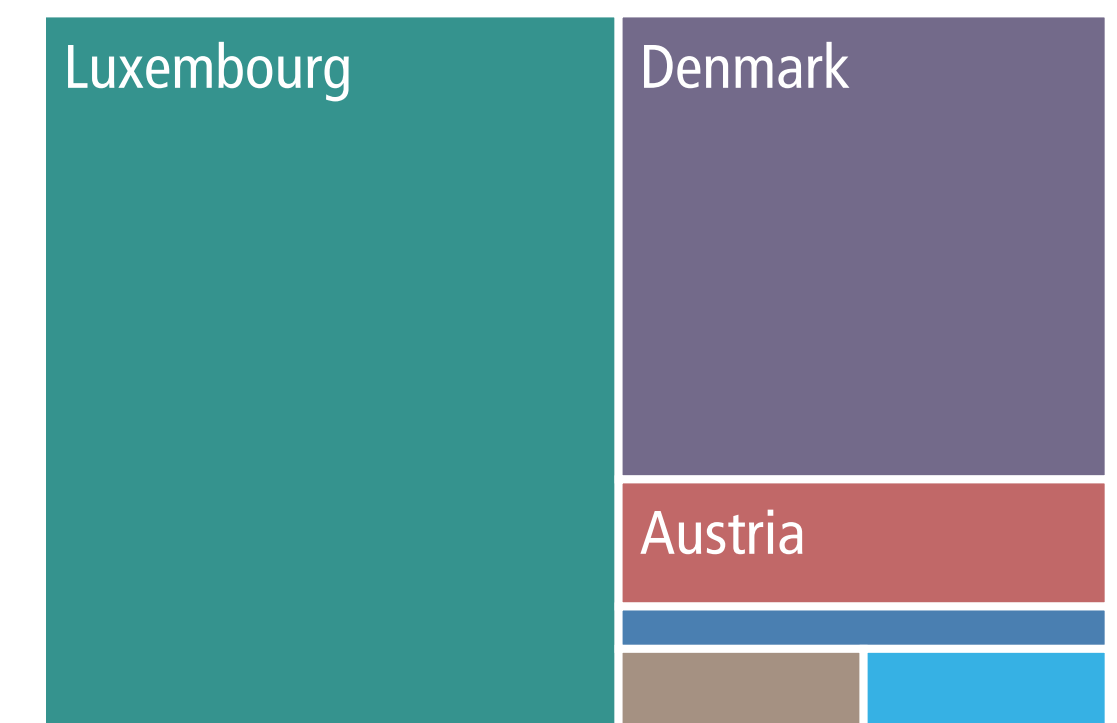
First Rank



Fourth Rank



Seventh Rank



Number of respondents: 13. Size of rectangles corresponds with respondents' respective rankings. Countries with equal values are sorted from A-Z.



# Affluent Seven Ranking by Bulgaria

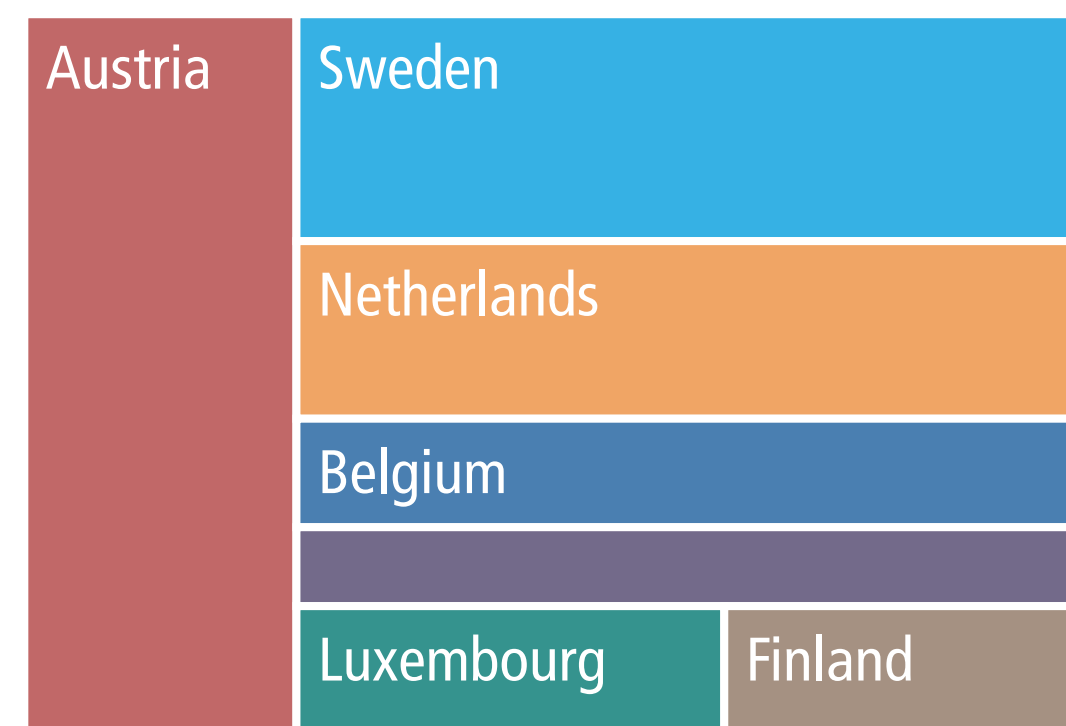
Q9

“Please rank the affluent seven EU member states according to their influence on EU fiscal policy, EU border security and migration policy, as well as EU foreign, security, and defence policy over the past two years.”

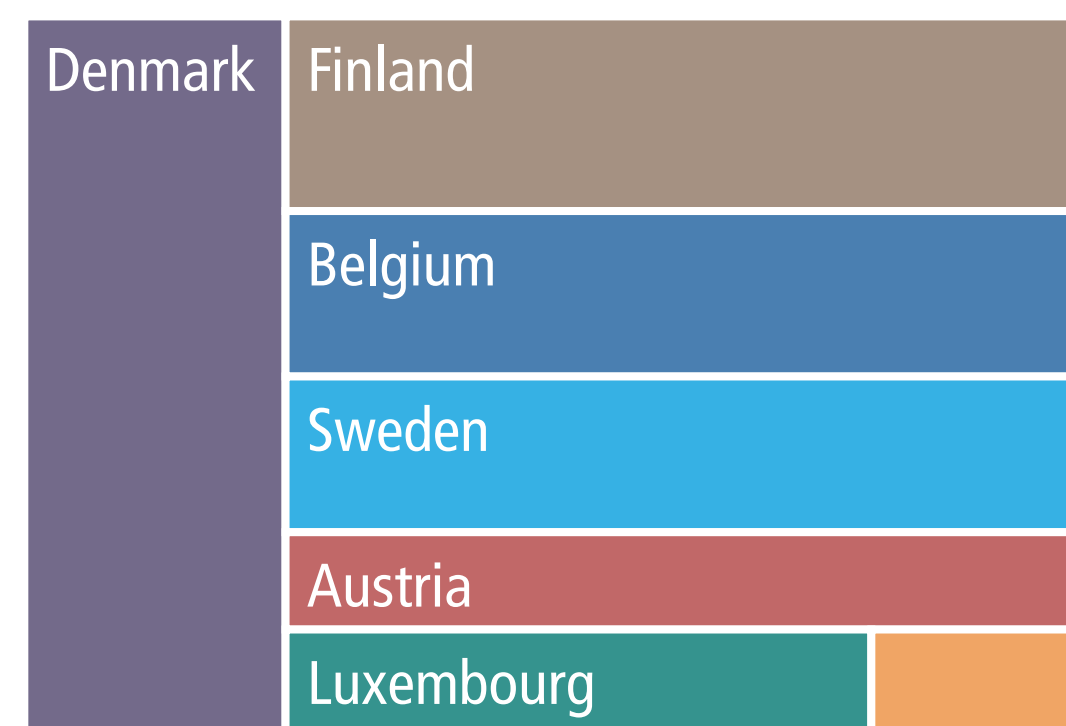
EU Big Six Founding Six	Affluent Seven Southern Seven Visegrád Four
Austria	Italy
Belgium	Latvia
<b>Bulgaria</b>	Lithuania
Croatia	Luxembourg
Cyprus	Malta
Czech Rep.	Netherlands
Denmark	Poland
Estonia	Portugal
Finland	Romania
France	Slovakia
Germany	Slovenia
Greece	Spain
Hungary	Sweden
Ireland	UK

- Influence Overview
- Big Six Fiscal Policy
- Big Six Border Security and Migration Policy
- Big Six Foreign, Security and Defence Policy
- Affluent Seven EU Policy**

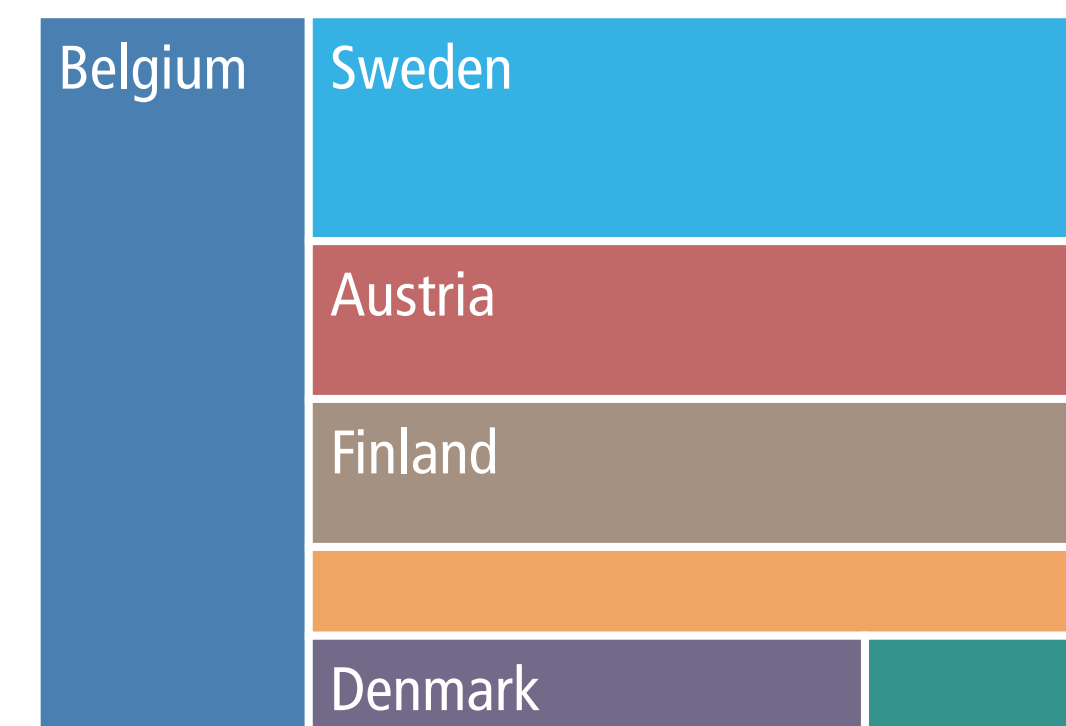
Second Rank




Fifth Rank



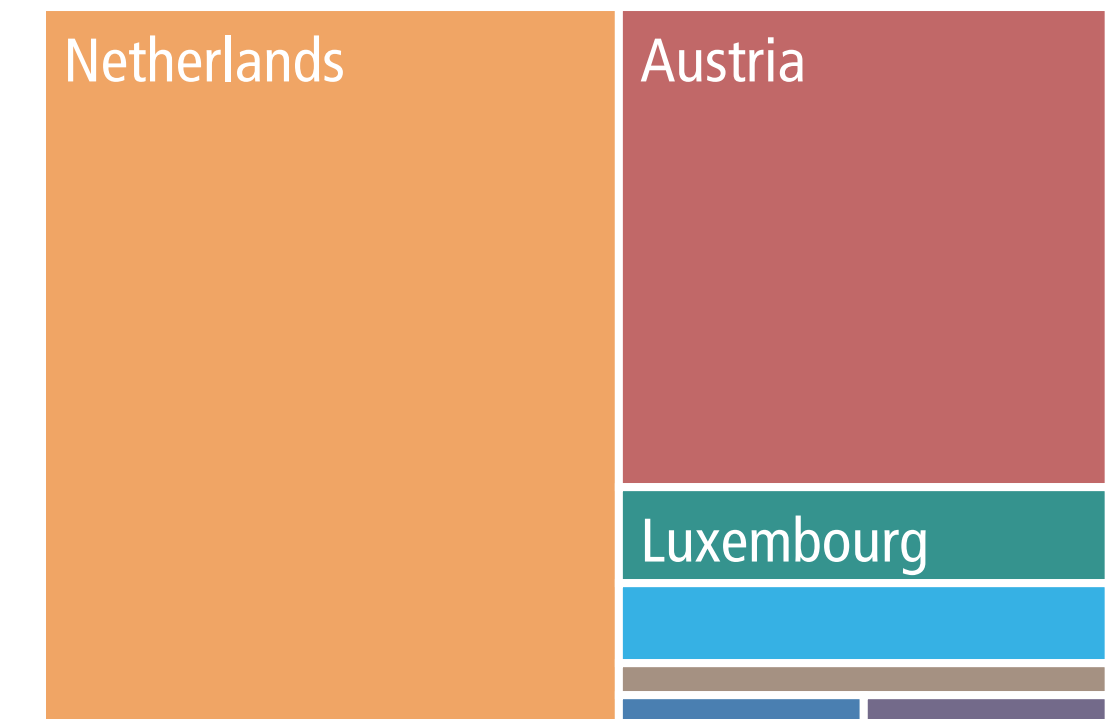
Third Rank



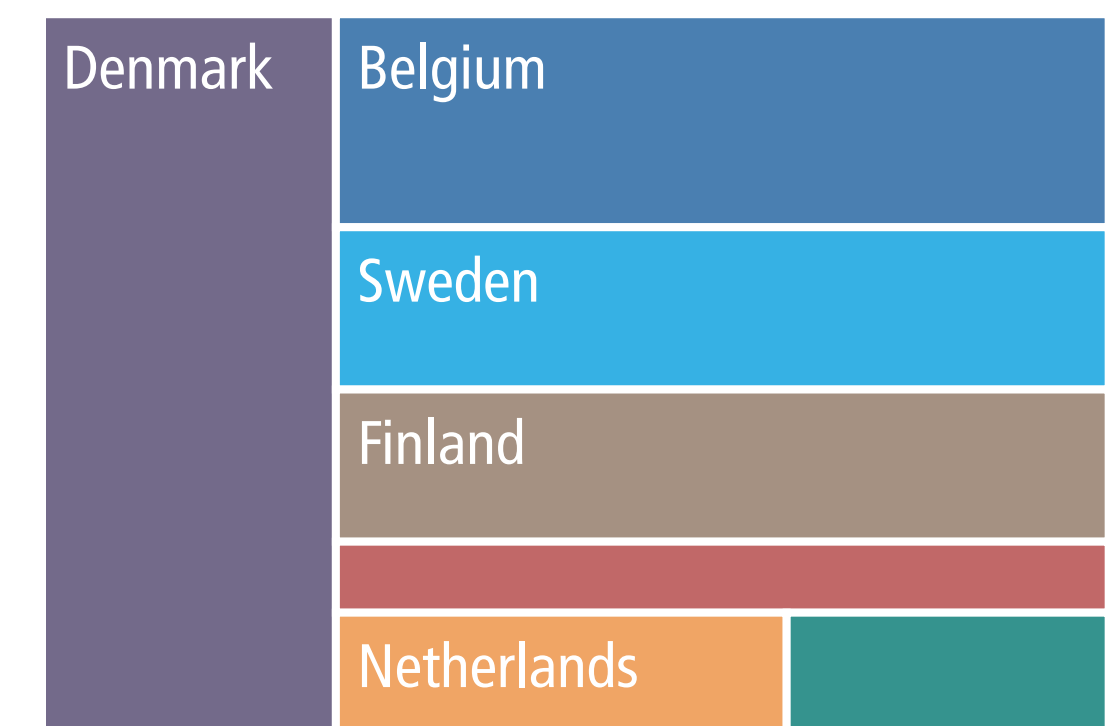
Sixth Rank



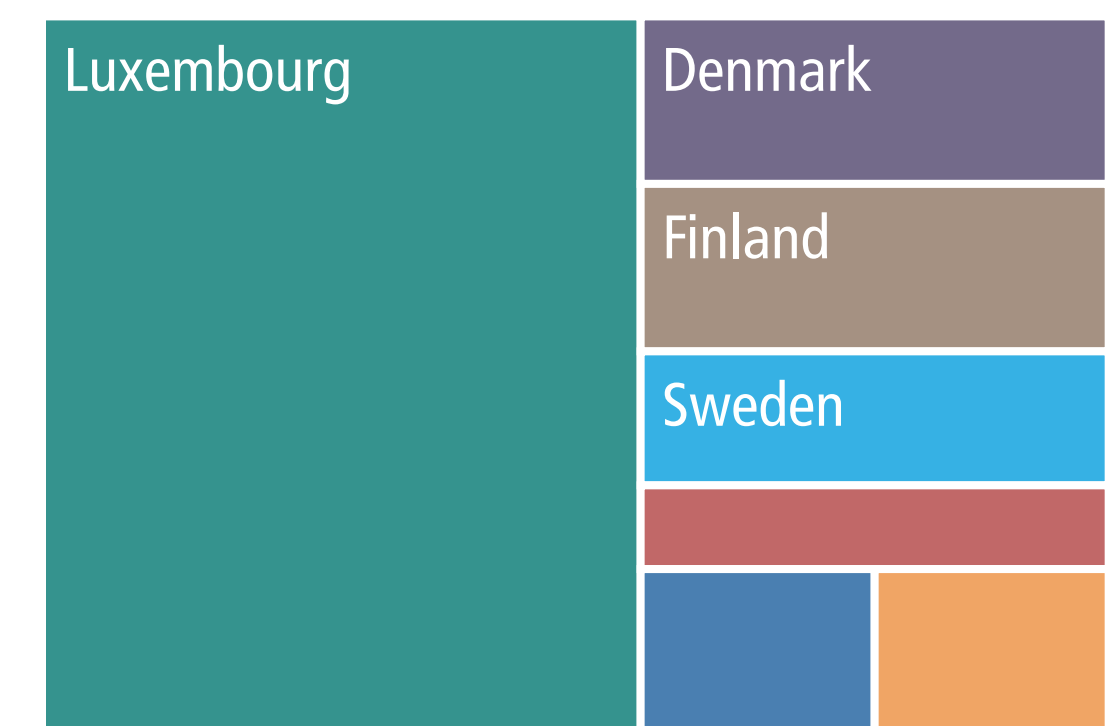
First Rank



Fourth Rank



Seventh Rank



Number of respondents: 33. Size of rectangles corresponds with respondents' respective rankings. Countries with equal values are sorted from A-Z.

# Affluent Seven Ranking by Croatia


Q9

“Please rank the affluent seven EU member states according to their influence on EU fiscal policy, EU border security and migration policy, as well as EU foreign, security, and defence policy over the past two years.”

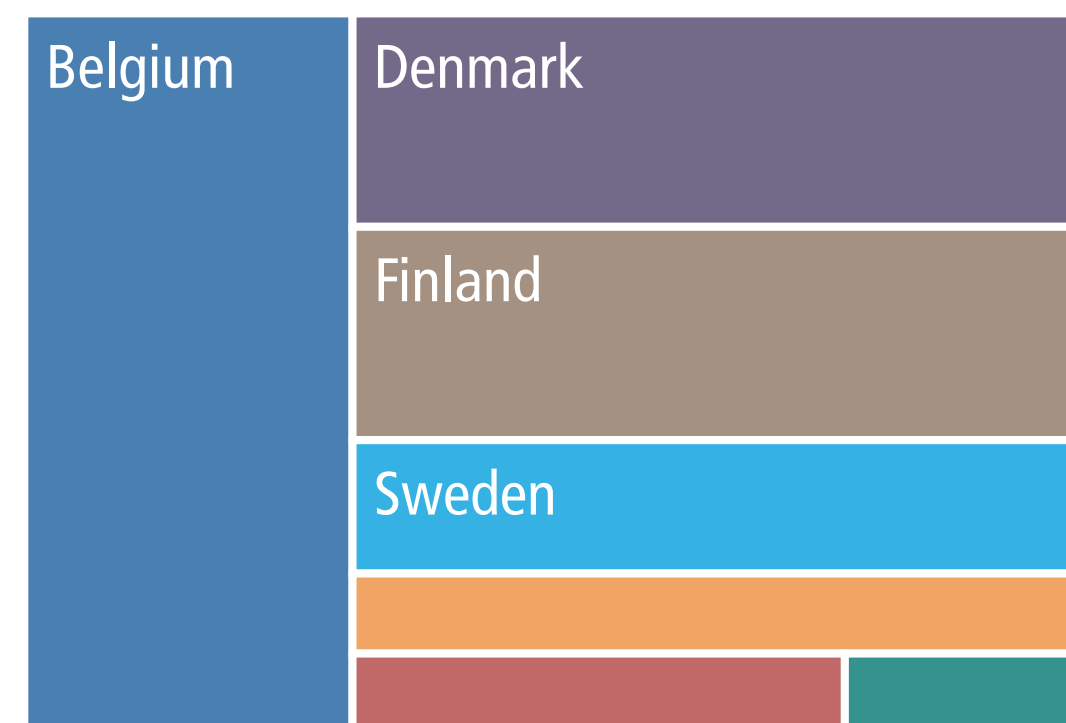
EU Big Six Founding Six	Affluent Seven Southern Seven Visegrád Four
Austria	Italy
Belgium	Latvia
Bulgaria	Lithuania
<b>Croatia</b>	Luxembourg
Cyprus	Malta
Czech Rep.	Netherlands
Denmark	Poland
Estonia	Portugal
Finland	Romania
France	Slovakia
Germany	Slovenia
Greece	Spain
Hungary	Sweden
Ireland	UK

- Influence Overview
- Big Six Fiscal Policy
- Big Six Border Security and Migration Policy
- Big Six Foreign, Security and Defence Policy
- Affluent Seven EU Policy**

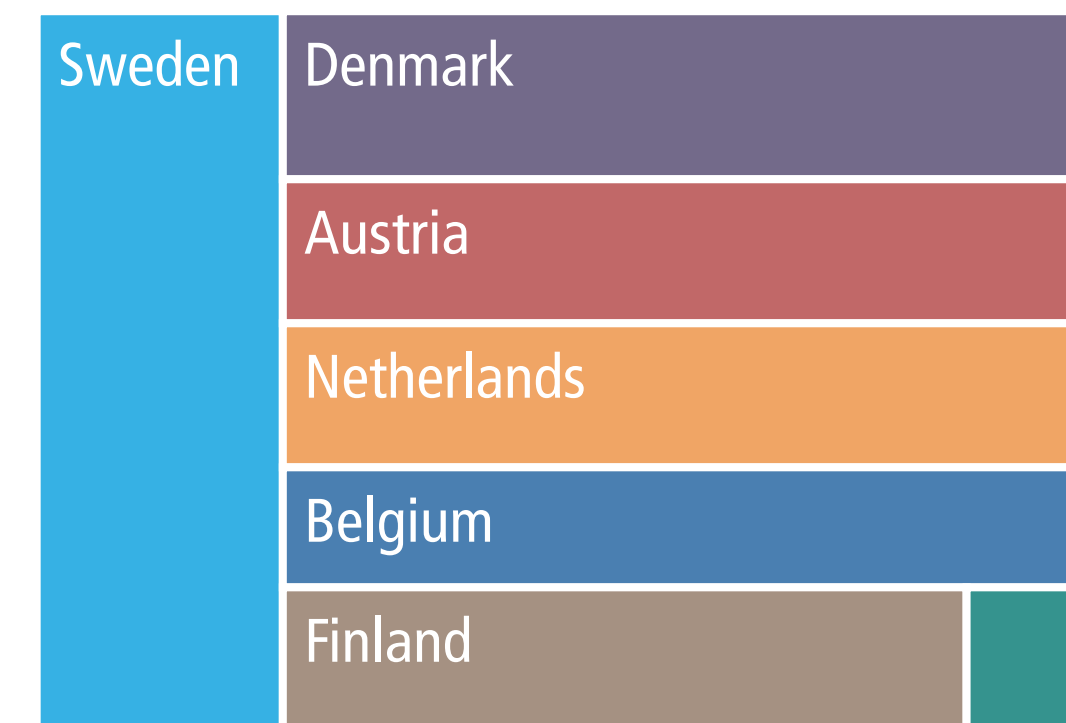
Second Rank



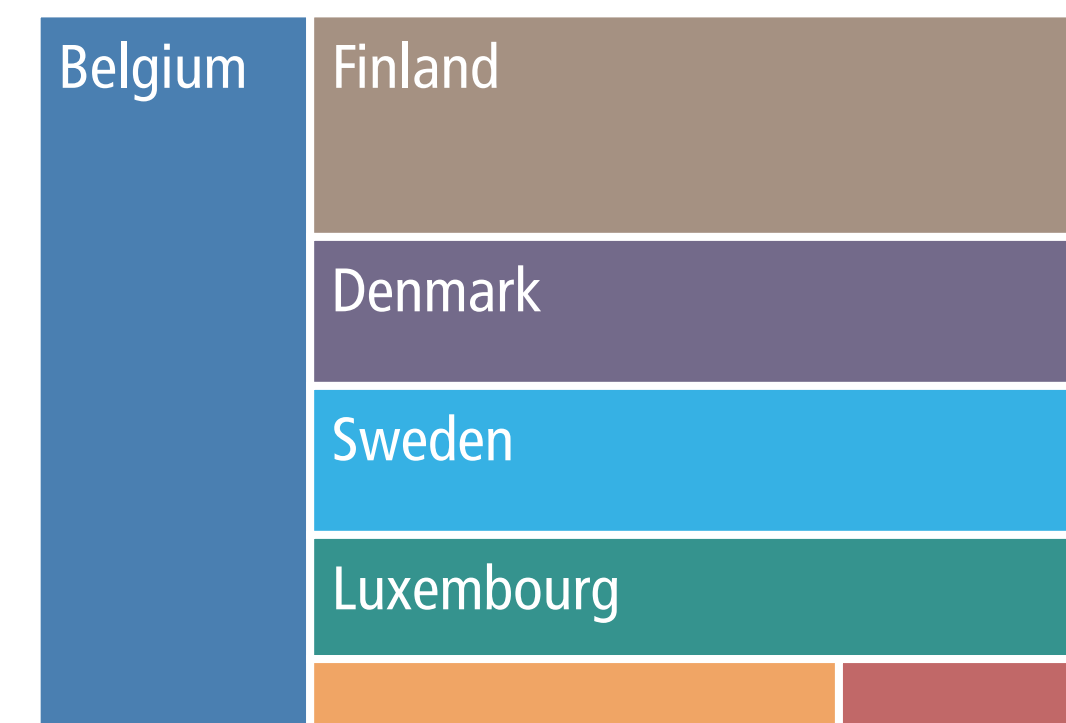
Fifth Rank



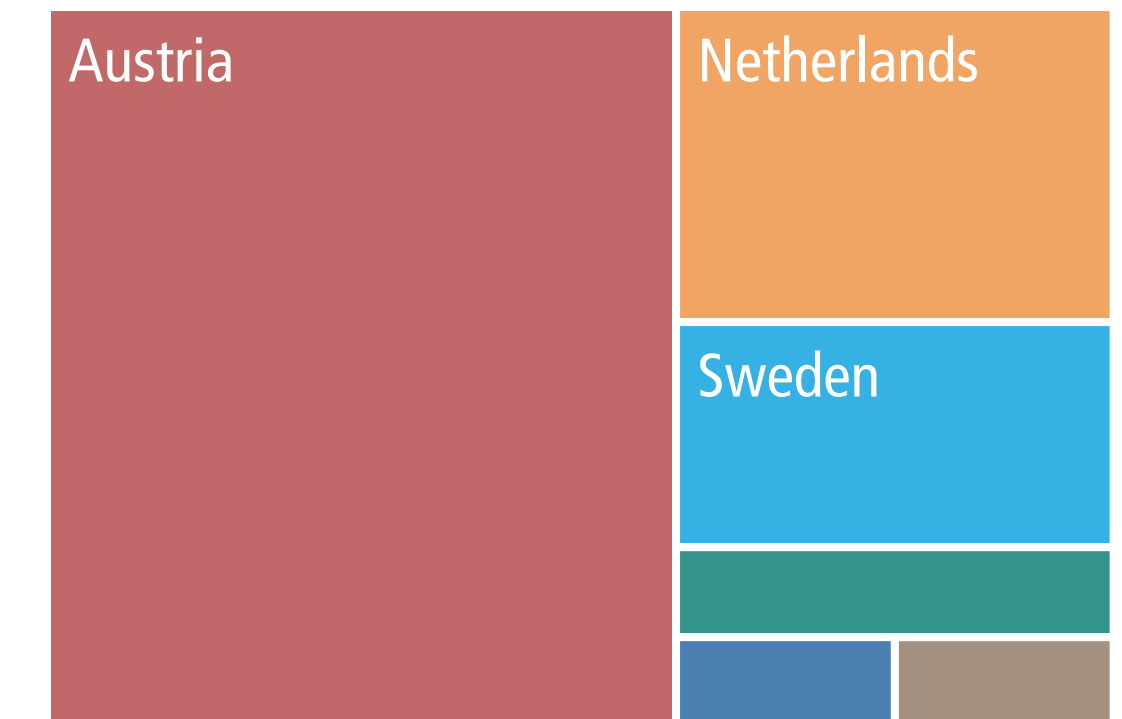
Third Rank



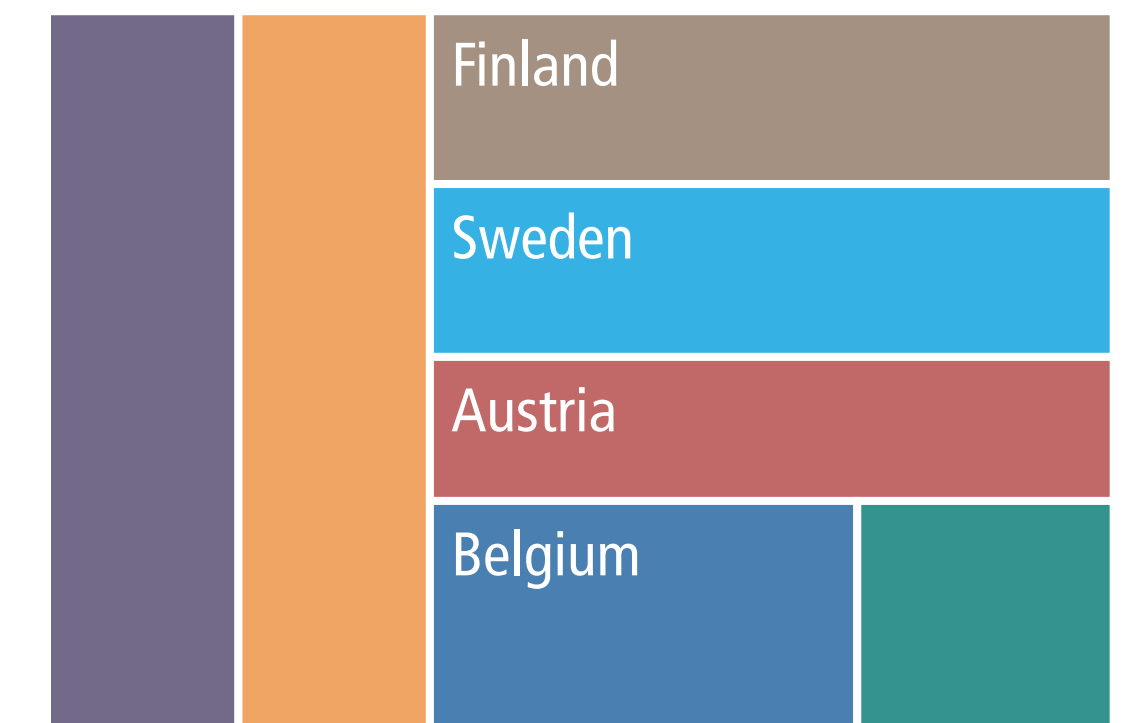
Sixth Rank




First Rank



Fourth Rank



Seventh Rank



Number of respondents: 14. Size of rectangles corresponds with respondents' respective rankings. Countries with equal values are sorted from A-Z.



# Affluent Seven Ranking by Cyprus

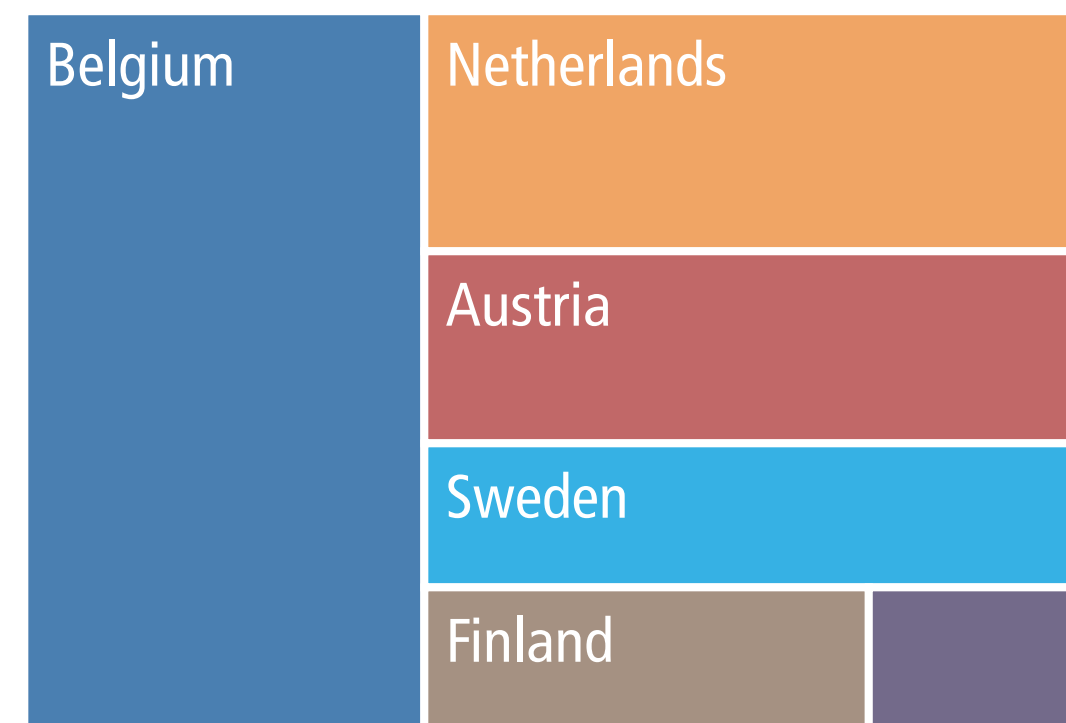
Q9

“Please rank the affluent seven EU member states according to their influence on EU fiscal policy, EU border security and migration policy, as well as EU foreign, security, and defence policy over the past two years.”

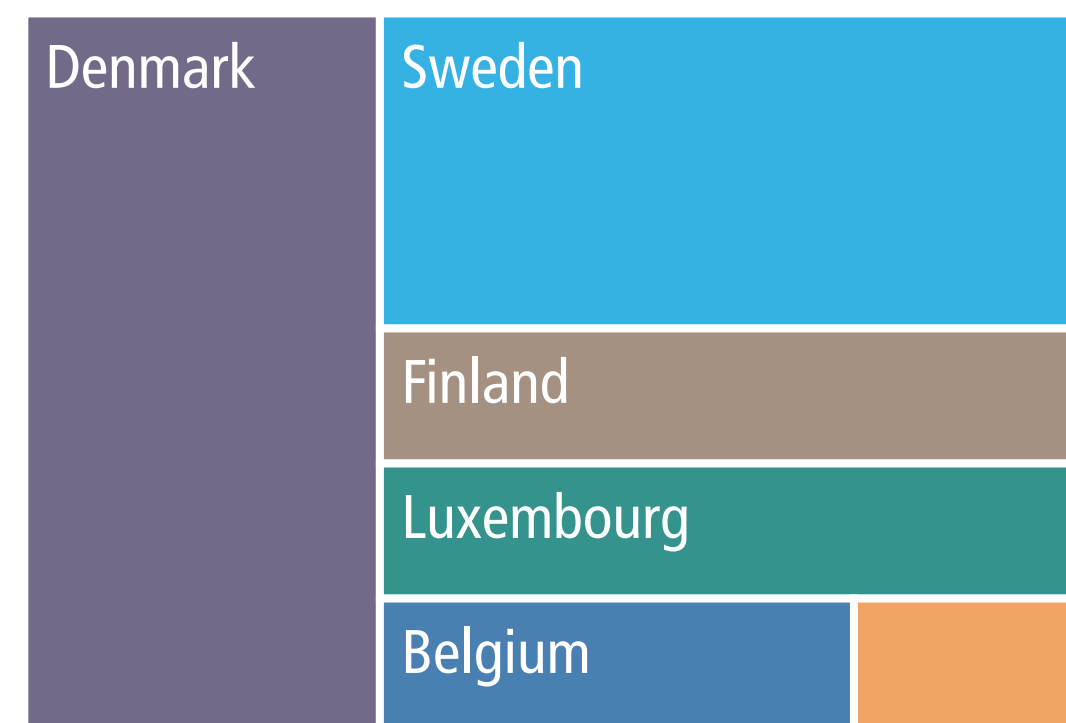
EU Big Six Founding Six	Affluent Seven Southern Seven Visegrád Four
Austria	Italy
Belgium	Latvia
Bulgaria	Lithuania
Croatia	Luxembourg
<b>Cyprus</b>	Malta
Czech Rep.	Netherlands
Denmark	Poland
Estonia	Portugal
Finland	Romania
France	Slovakia
Germany	Slovenia
Greece	Spain
Hungary	Sweden
Ireland	UK

- Influence Overview
- Big Six Fiscal Policy
- Big Six Border Security and Migration Policy
- Big Six Foreign, Security and Defence Policy
- Affluent Seven EU Policy**

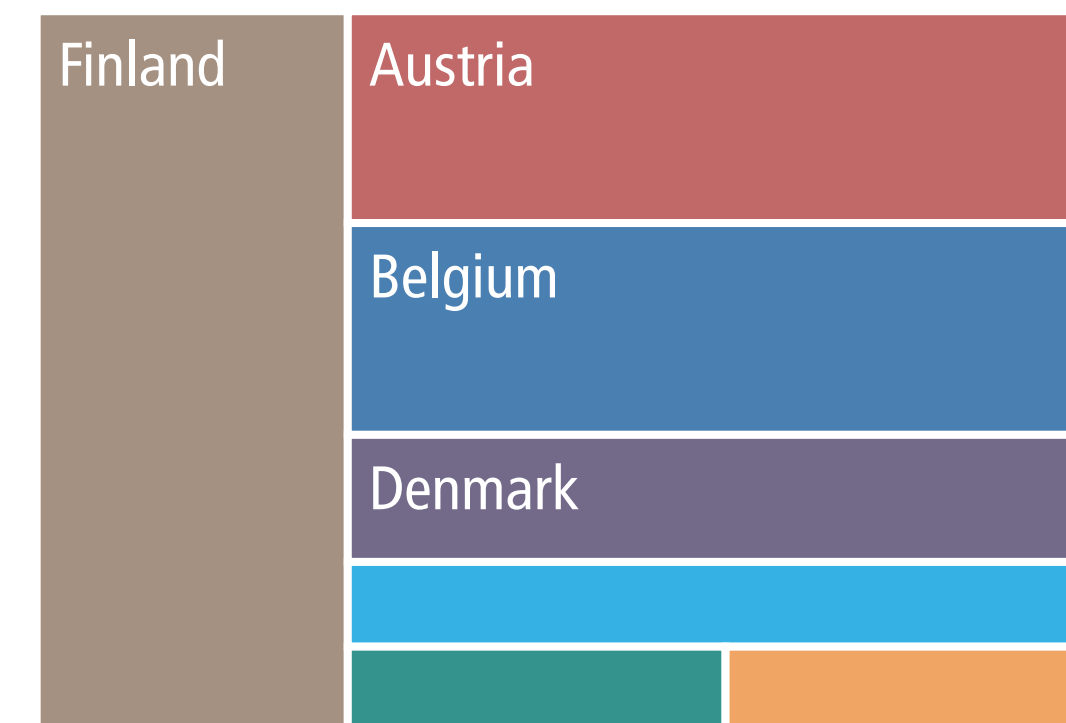
Second Rank



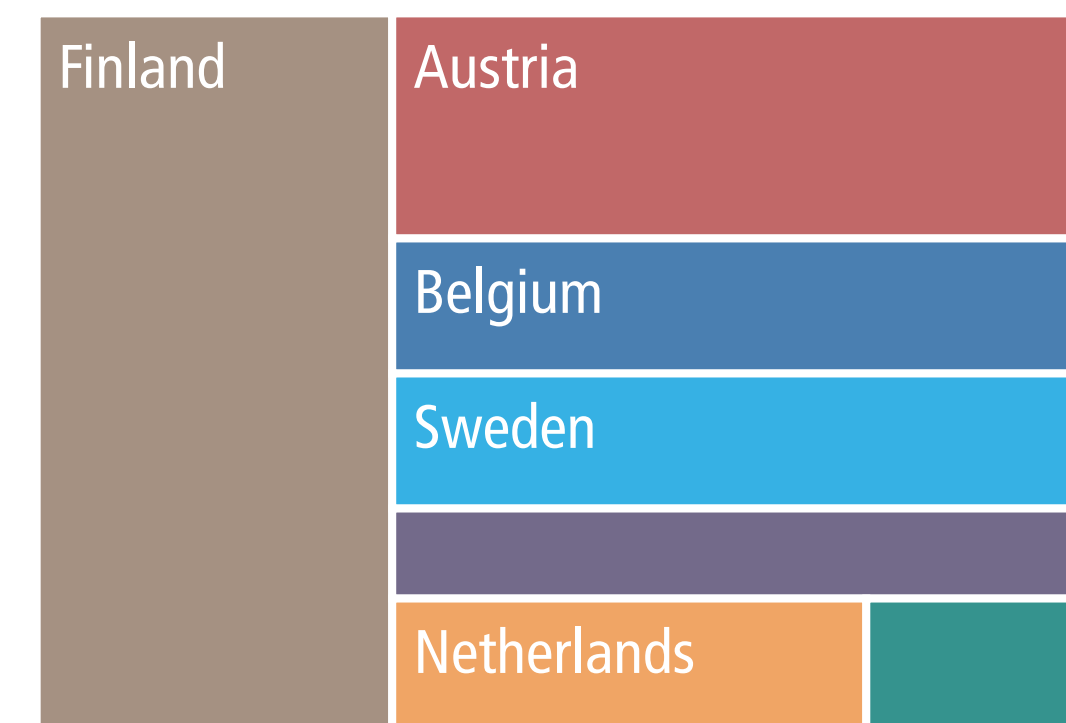
Fifth Rank




Third Rank



Sixth Rank




First Rank



Fourth Rank



Seventh Rank



Number of respondents: 8. Size of rectangles corresponds with respondents' respective rankings. Countries with equal values are sorted from A-Z.

# Affluent Seven Ranking by Czech Rep.


Q9

“Please rank the affluent seven EU member states according to their influence on EU fiscal policy, EU border security and migration policy, as well as EU foreign, security, and defence policy over the past two years.”

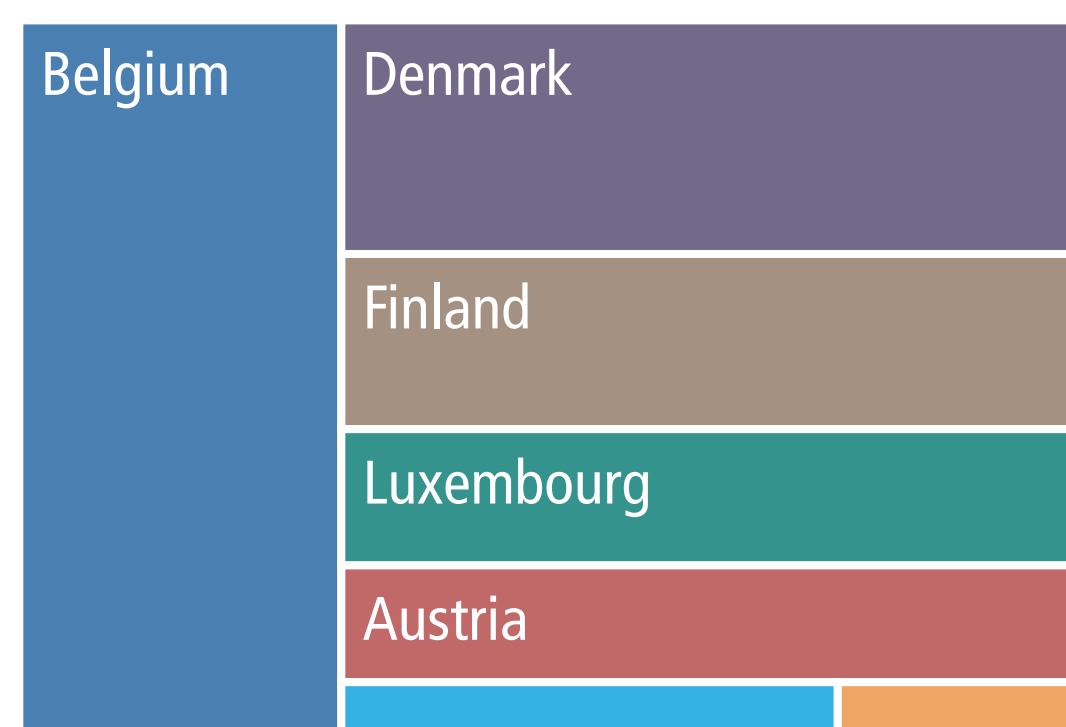
EU Big Six Founding Six	Affluent Seven Southern Seven Visegrád Four
Austria	Italy
Belgium	Latvia
Bulgaria	Lithuania
Croatia	Luxembourg
Cyprus	Malta
<b>Czech Rep.</b>	Netherlands
Denmark	Poland
Estonia	Portugal
Finland	Romania
France	Slovakia
Germany	Slovenia
Greece	Spain
Hungary	Sweden
Ireland	UK

- Influence Overview
- Big Six Fiscal Policy
- Big Six Border Security and Migration Policy
- Big Six Foreign, Security and Defence Policy
- Affluent Seven EU Policy**

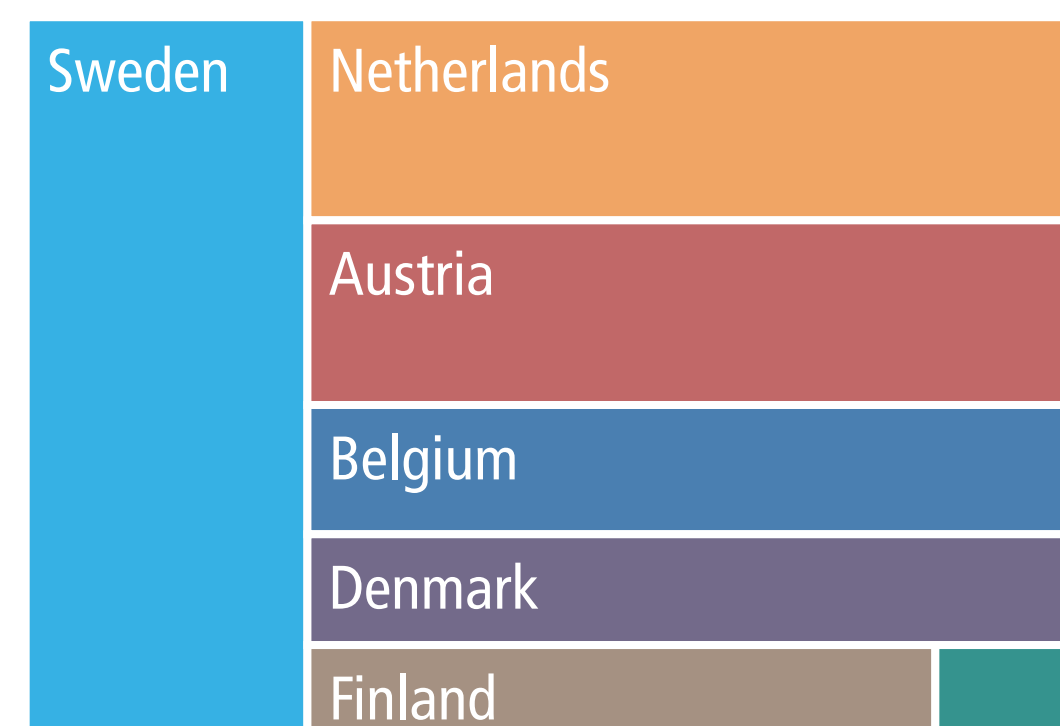
Second Rank




Fifth Rank



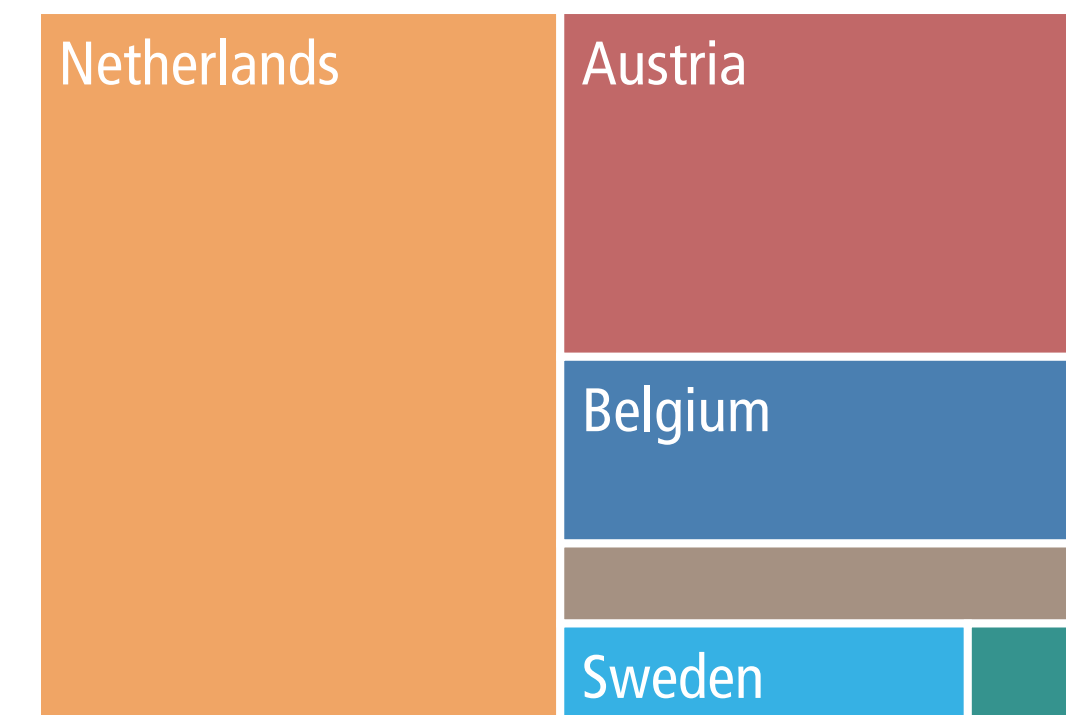
Third Rank




Sixth Rank




First Rank



Fourth Rank



Seventh Rank



Number of respondents: 18. Size of rectangles corresponds with respondents' respective rankings. Countries with equal values are sorted from A-Z.



# Affluent Seven Ranking by Denmark

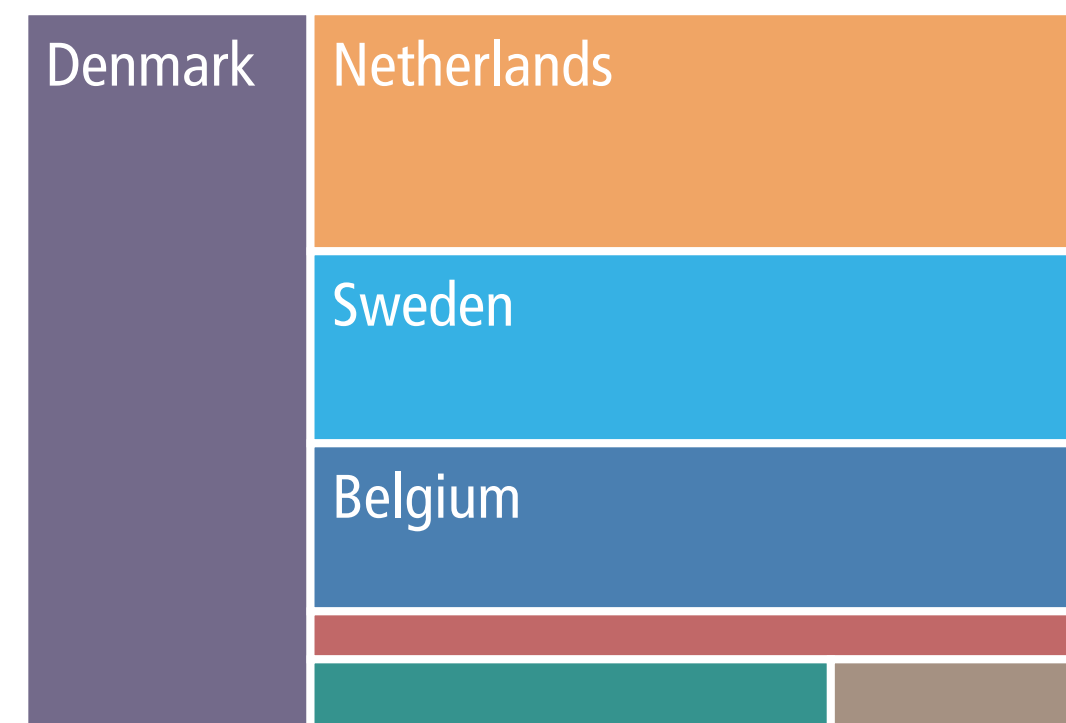
Q9

“Please rank the affluent seven EU member states according to their influence on EU fiscal policy, EU border security and migration policy, as well as EU foreign, security, and defence policy over the past two years.”

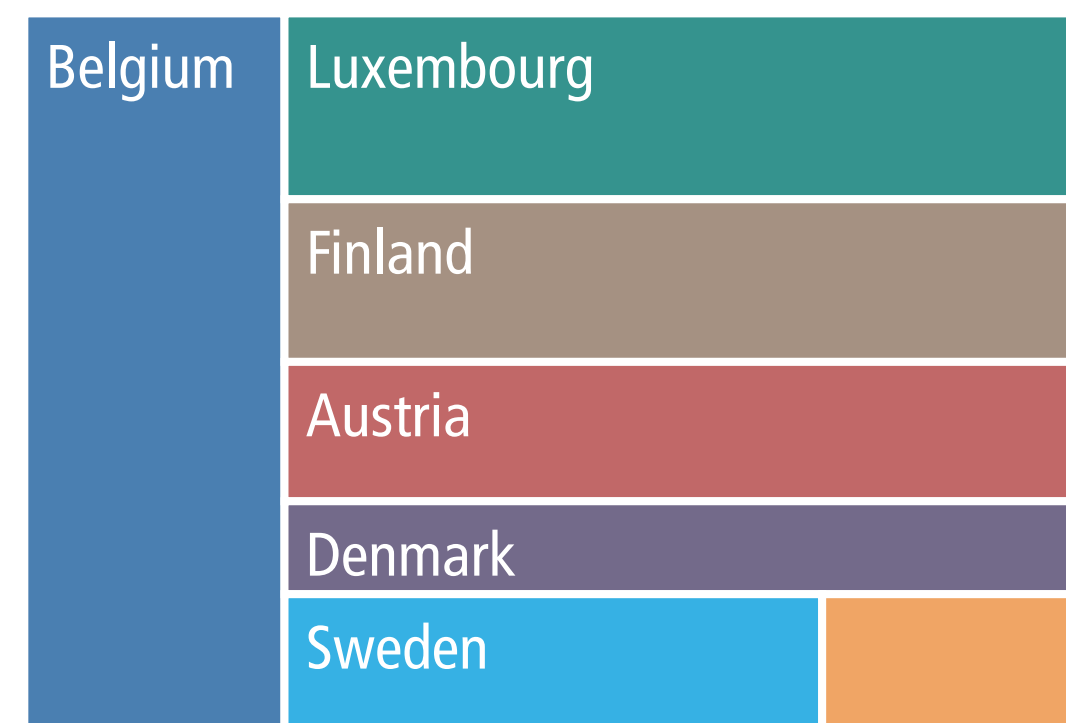
EU Big Six Founding Six	Affluent Seven Southern Seven Visegrád Four
Austria	Italy
Belgium	Latvia
Bulgaria	Lithuania
Croatia	Luxembourg
Cyprus	Malta
Czech Rep.	Netherlands
<b>Denmark</b>	Poland
Estonia	Portugal
Finland	Romania
France	Slovakia
Germany	Slovenia
Greece	Spain
Hungary	Sweden
Ireland	UK

- Influence Overview
- Big Six Fiscal Policy
- Big Six Border Security and Migration Policy
- Big Six Foreign, Security and Defence Policy
- Affluent Seven EU Policy**


Second Rank




Fifth Rank



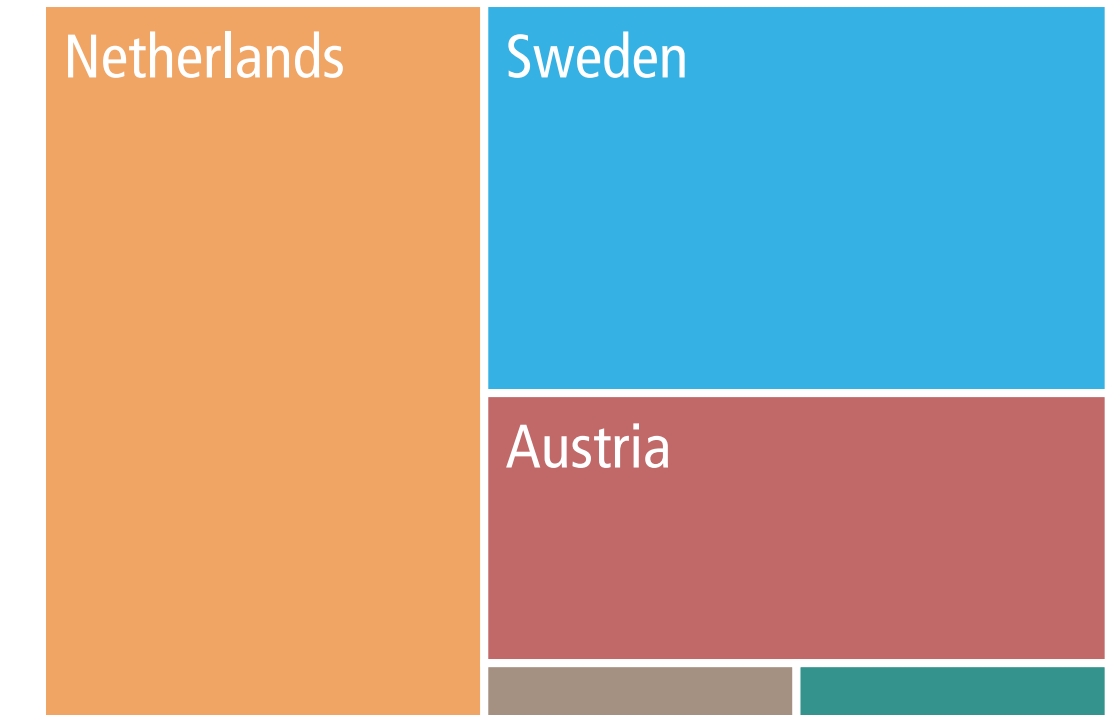
Third Rank



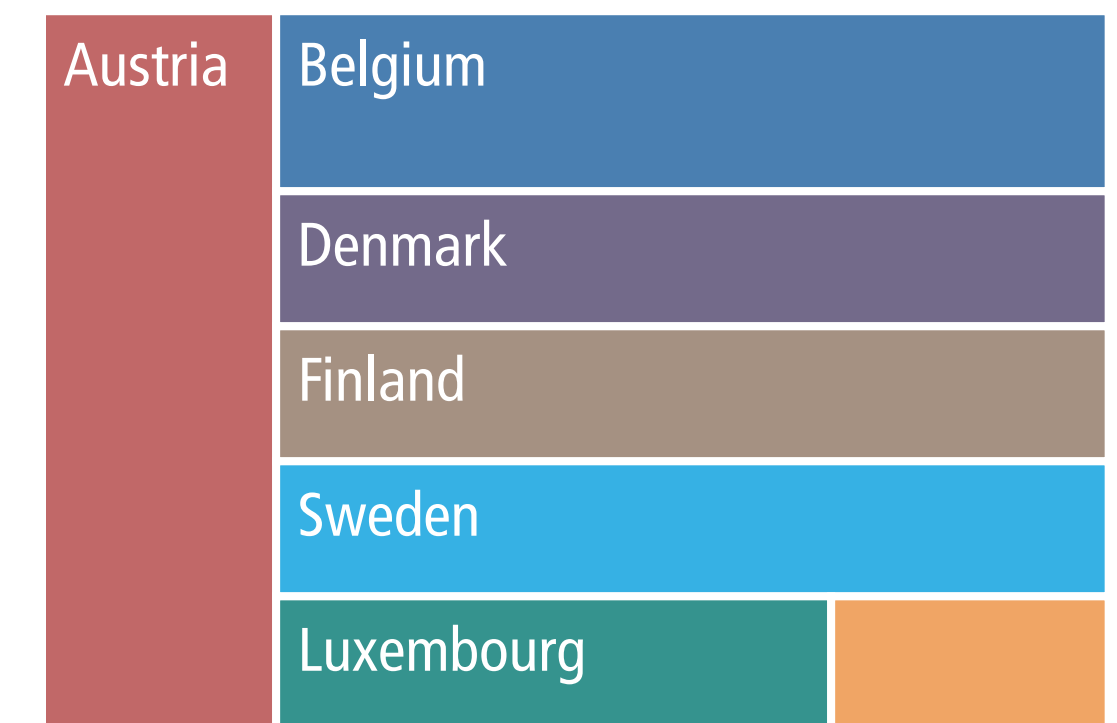
Sixth Rank



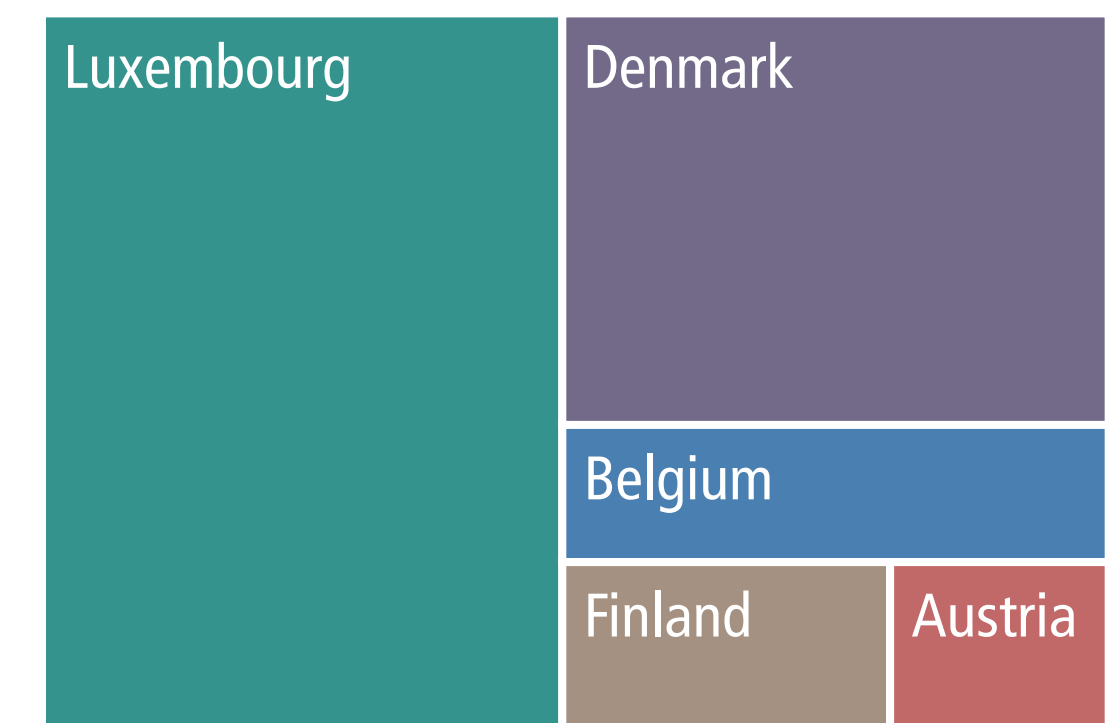
First Rank



Fourth Rank



Seventh Rank



Number of respondents: 14. Size of rectangles corresponds with respondents' respective rankings. Countries with equal values are sorted from A-Z.

# Affluent Seven Ranking by Estonia


Q9

“Please rank the affluent seven EU member states according to their influence on EU fiscal policy, EU border security and migration policy, as well as EU foreign, security, and defence policy over the past two years.”

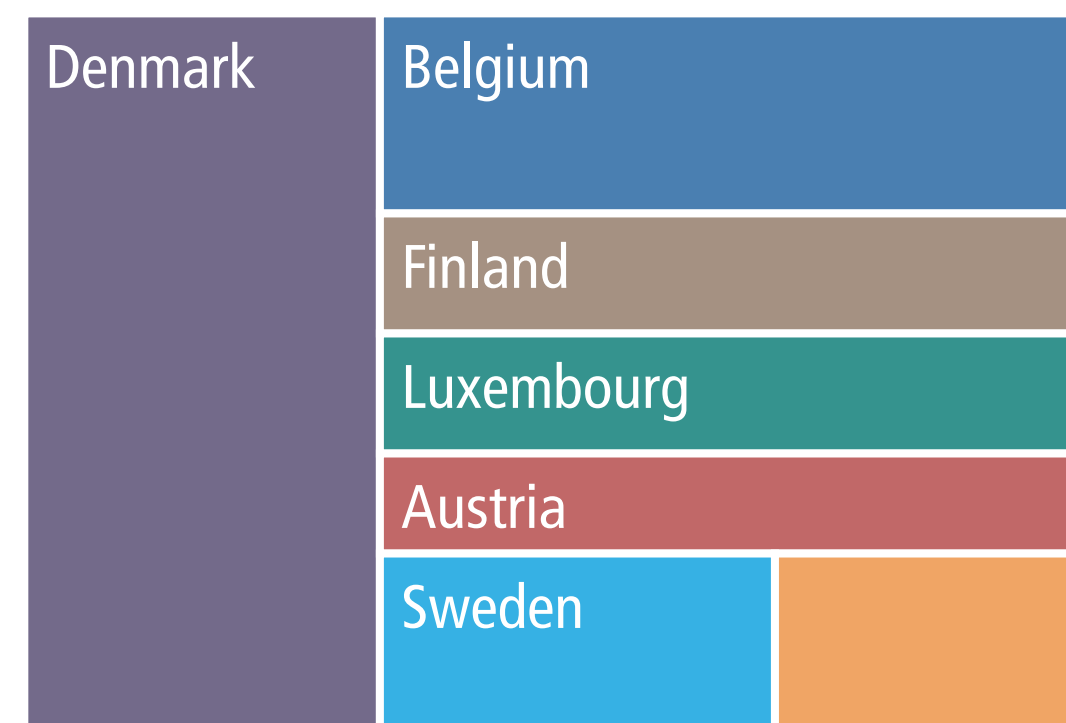
EU Big Six Founding Six	Affluent Seven Southern Seven Visegrád Four
Austria	Italy
Belgium	Latvia
Bulgaria	Lithuania
Croatia	Luxembourg
Cyprus	Malta
Czech Rep.	Netherlands
Denmark	Poland
<b>Estonia</b>	Portugal
Finland	Romania
France	Slovakia
Germany	Slovenia
Greece	Spain
Hungary	Sweden
Ireland	UK

- Influence Overview
- Big Six Fiscal Policy
- Big Six Border Security and Migration Policy
- Big Six Foreign, Security and Defence Policy
- Affluent Seven EU Policy**


Second Rank




Fifth Rank



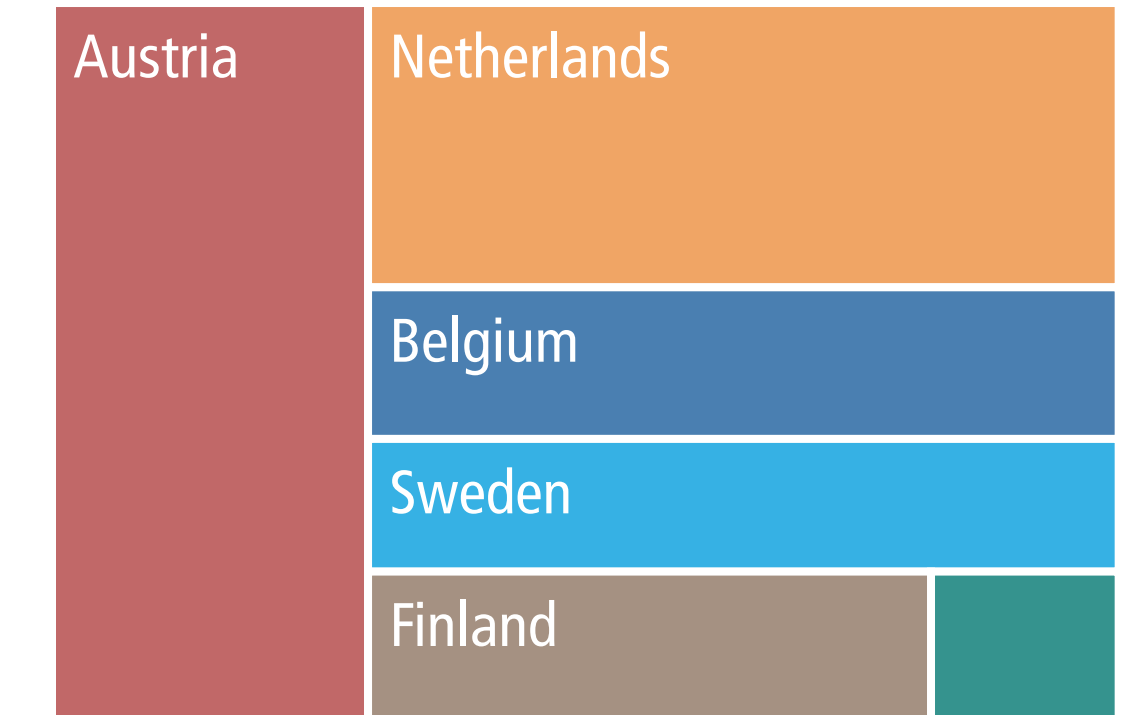
Third Rank



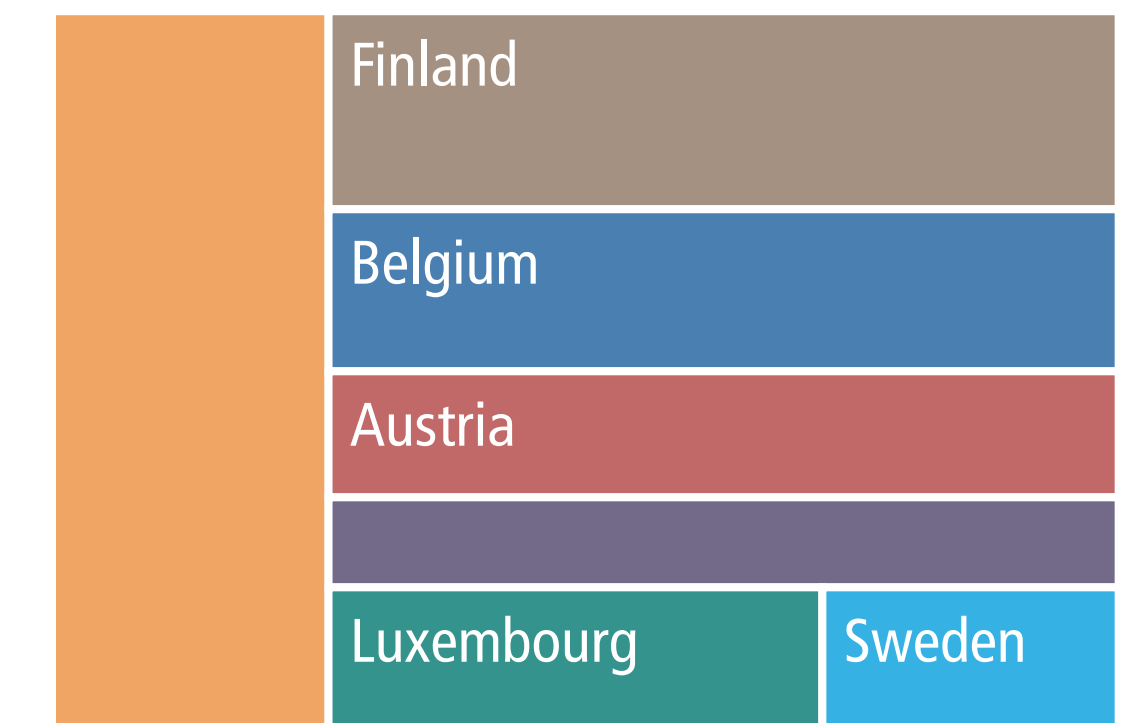
Sixth Rank



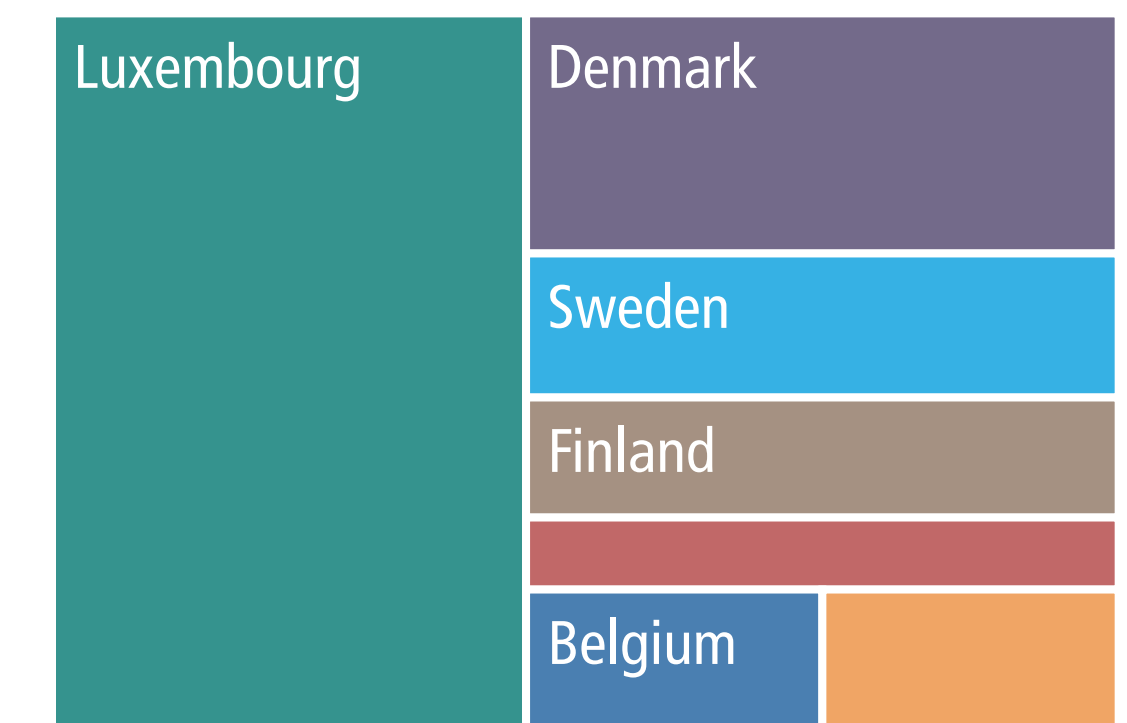
First Rank



Fourth Rank



Seventh Rank



Number of respondents: 19. Size of rectangles corresponds with respondents' respective rankings. Countries with equal values are sorted from A-Z.



# Affluent Seven Ranking by Finland


Q9

“Please rank the affluent seven EU member states according to their influence on EU fiscal policy, EU border security and migration policy, as well as EU foreign, security, and defence policy over the past two years.”


EU Big Six Founding Six	Affluent Seven Southern Seven Visegrád Four
Austria	Italy
Belgium	Latvia
Bulgaria	Lithuania
Croatia	Luxembourg
Cyprus	Malta
Czech Rep.	Netherlands
Denmark	Poland
Estonia	Portugal
<b>Finland</b>	Romania
France	Slovakia
Germany	Slovenia
Greece	Spain
Hungary	Sweden
Ireland	UK

- Influence Overview
- Big Six Fiscal Policy
- Big Six Border Security and Migration Policy
- Big Six Foreign, Security and Defence Policy
- Affluent Seven EU Policy**


Second Rank



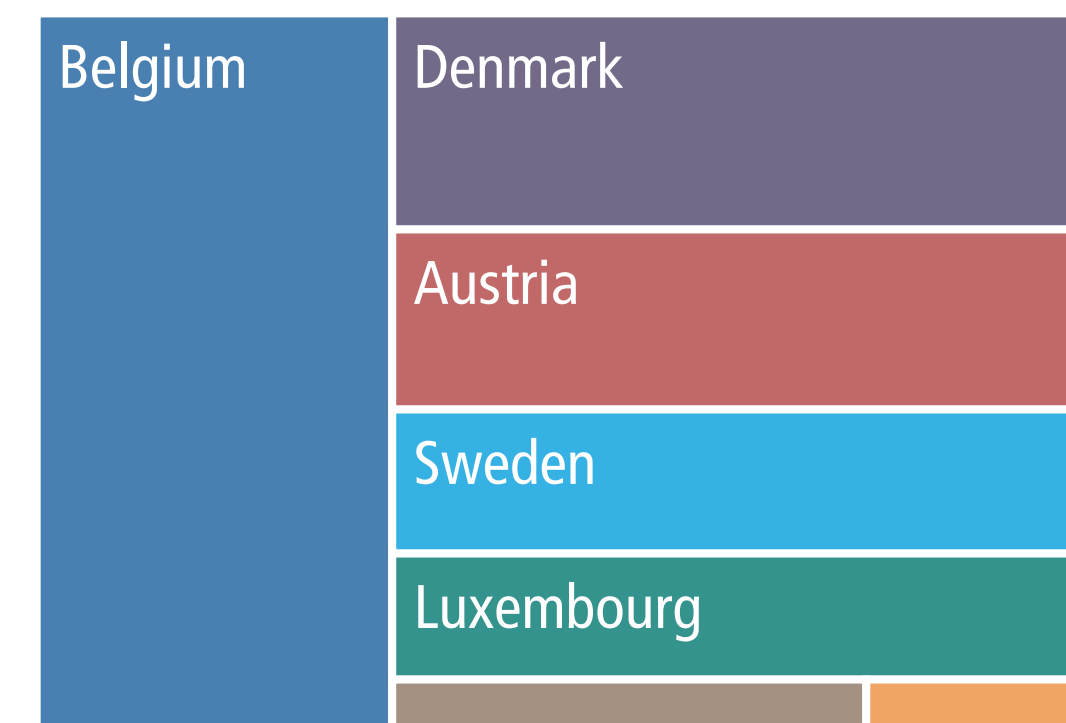
Fifth Rank



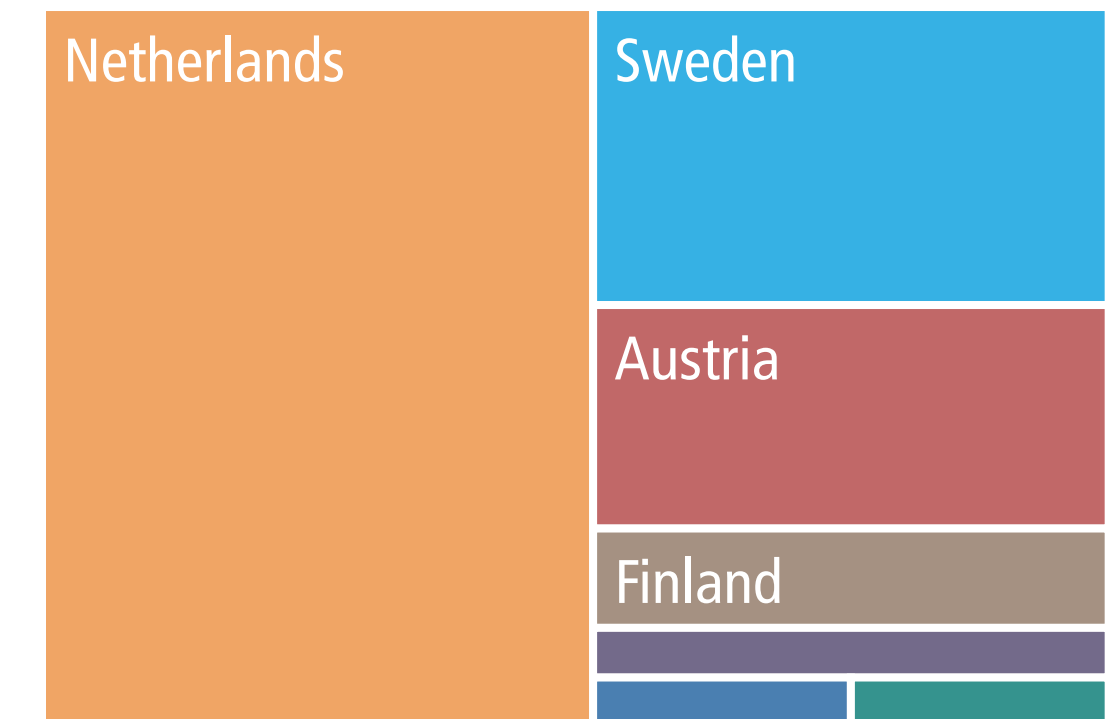
Third Rank



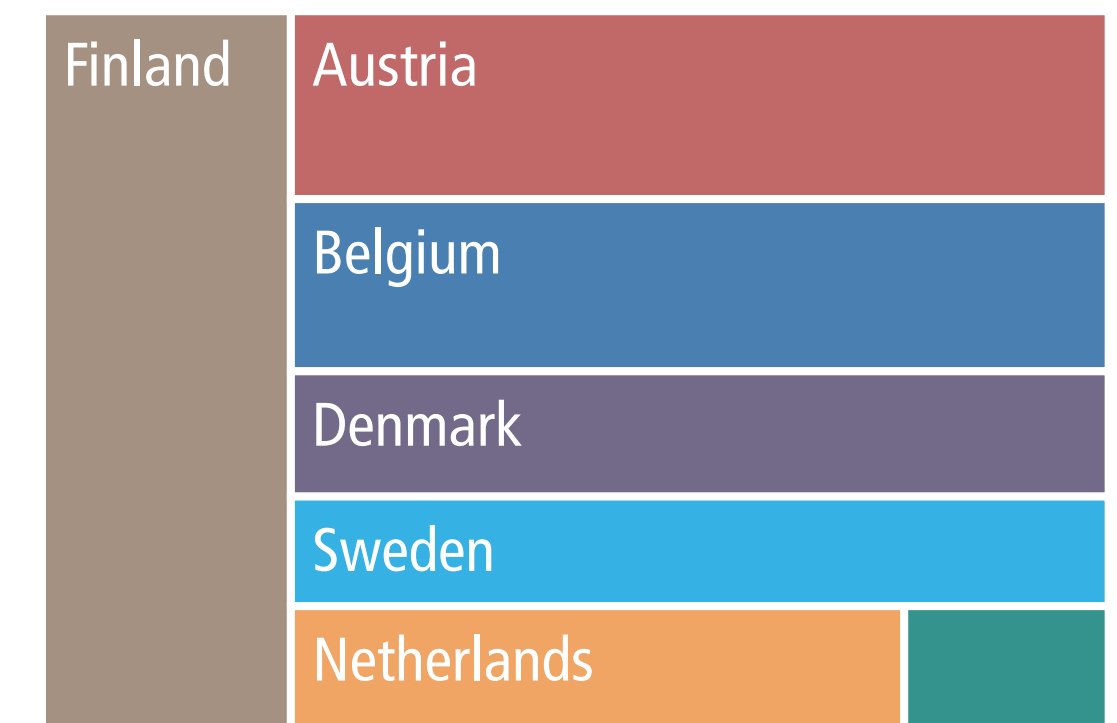
Sixth Rank



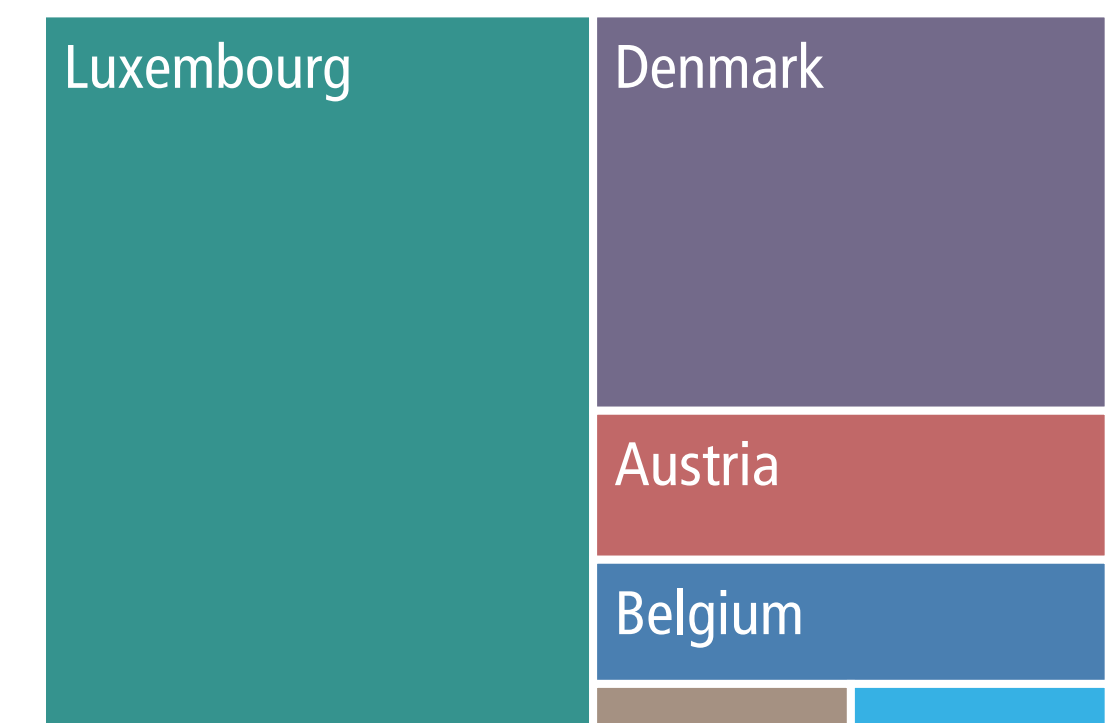
First Rank



Fourth Rank



Seventh Rank



Number of respondents: 21. Size of rectangles corresponds with respondents' respective rankings. Countries with equal values are sorted from A-Z.

# Affluent Seven Ranking by France


Q9

“Please rank the affluent seven EU member states according to their influence on EU fiscal policy, EU border security and migration policy, as well as EU foreign, security, and defence policy over the past two years.”


EU Big Six Founding Six	Affluent Seven Southern Seven Visegrád Four
Austria	Italy
Belgium	Latvia
Bulgaria	Lithuania
Croatia	Luxembourg
Cyprus	Malta
Czech Rep.	Netherlands
Denmark	Poland
Estonia	Portugal
Finland	Romania
<b>France</b>	Slovakia
Germany	Slovenia
Greece	Spain
Hungary	Sweden
Ireland	UK

- Influence Overview
- Big Six Fiscal Policy
- Big Six Border Security and Migration Policy
- Big Six Foreign, Security and Defence Policy
- Affluent Seven EU Policy**


Second Rank




Fifth Rank



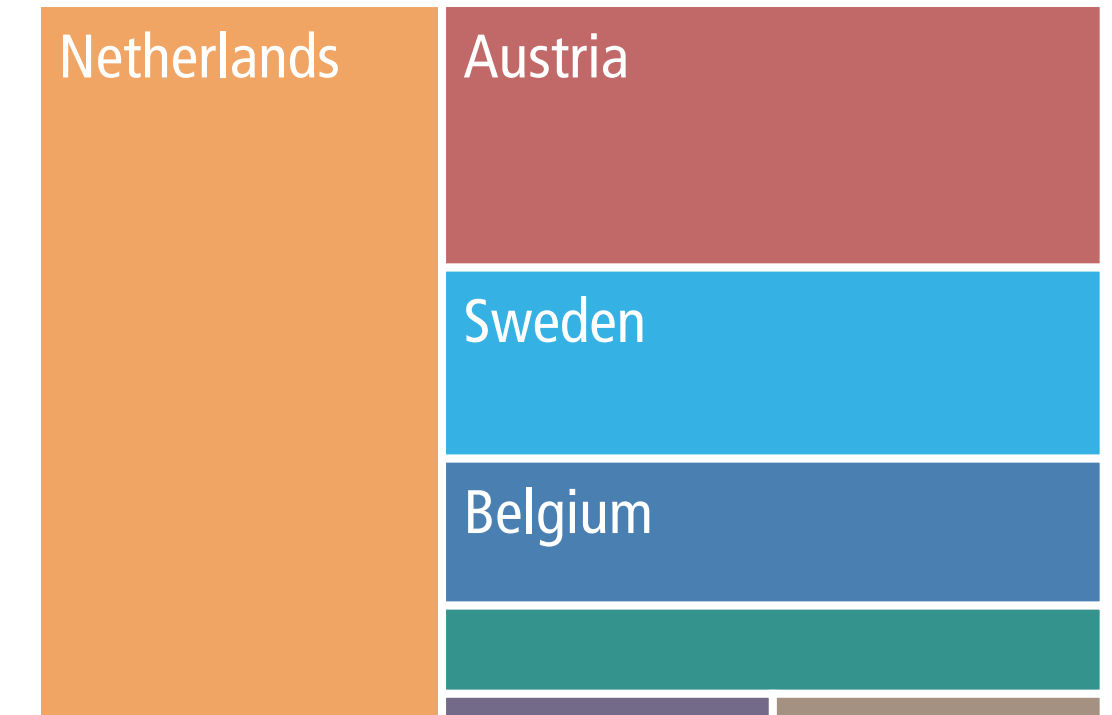
Third Rank



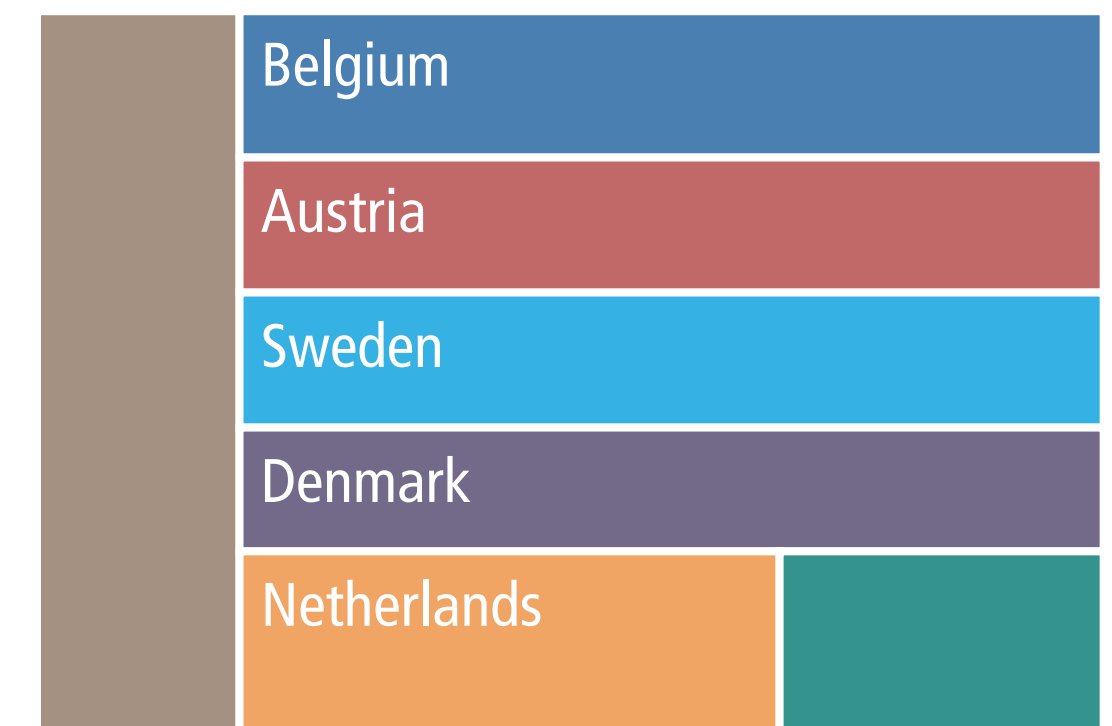
Sixth Rank




First Rank



Fourth Rank



Seventh Rank



Number of respondents: 28. Size of rectangles corresponds with respondents' respective rankings. Countries with equal values are sorted from A-Z.



# Affluent Seven Ranking by Germany


Q9

“Please rank the affluent seven EU member states according to their influence on EU fiscal policy, EU border security and migration policy, as well as EU foreign, security, and defence policy over the past two years.”


EU Big Six Founding Six	Affluent Seven Southern Seven Visegrád Four
Austria	Italy
Belgium	Latvia
Bulgaria	Lithuania
Croatia	Luxembourg
Cyprus	Malta
Czech Rep.	Netherlands
Denmark	Poland
Estonia	Portugal
Finland	Romania
France	Slovakia
<b>Germany</b>	Slovenia
Greece	Spain
Hungary	Sweden
Ireland	UK

- Influence Overview
- Big Six Fiscal Policy
- Big Six Border Security and Migration Policy
- Big Six Foreign, Security and Defence Policy
- Affluent Seven EU Policy**

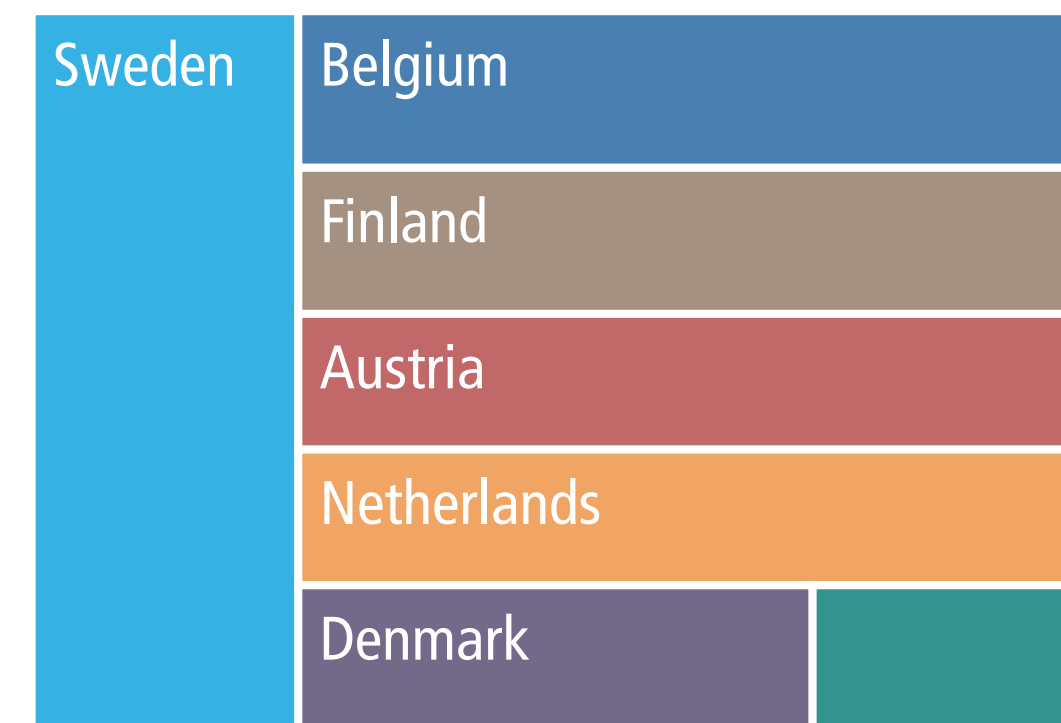
Second Rank



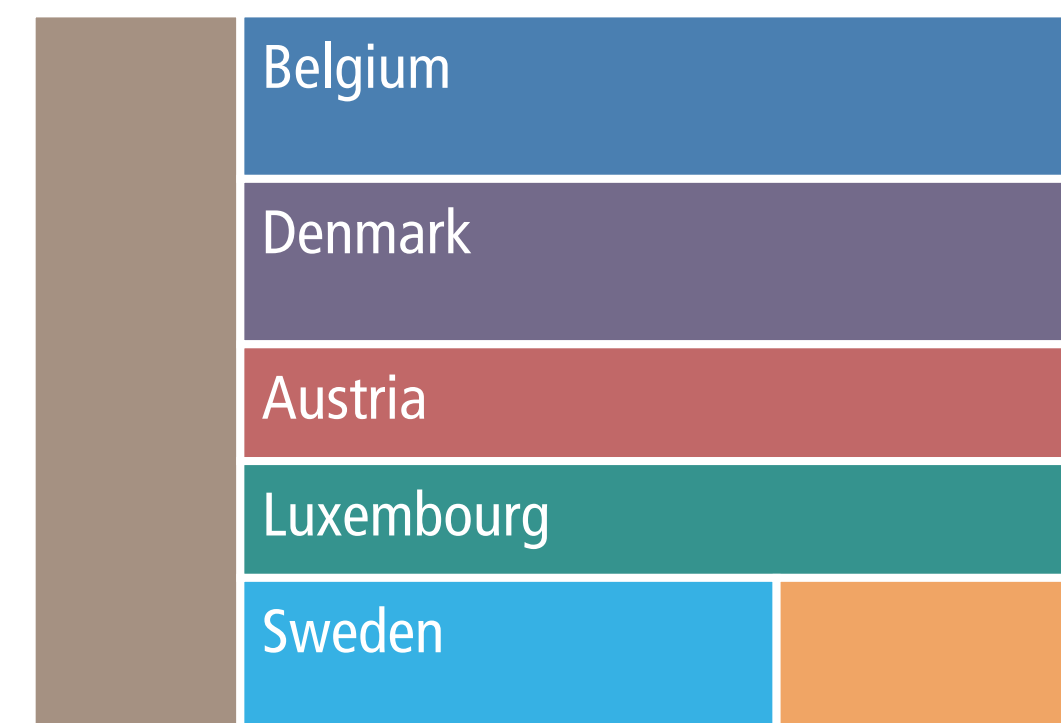
Fifth Rank




Third Rank




Sixth Rank




First Rank



Fourth Rank



Seventh Rank



Number of respondents: 33. Size of rectangles corresponds with respondents' respective rankings. Countries with equal values are sorted from A-Z.

# Affluent Seven Ranking by Greece


Q9

“Please rank the affluent seven EU member states according to their influence on EU fiscal policy, EU border security and migration policy, as well as EU foreign, security, and defence policy over the past two years.”

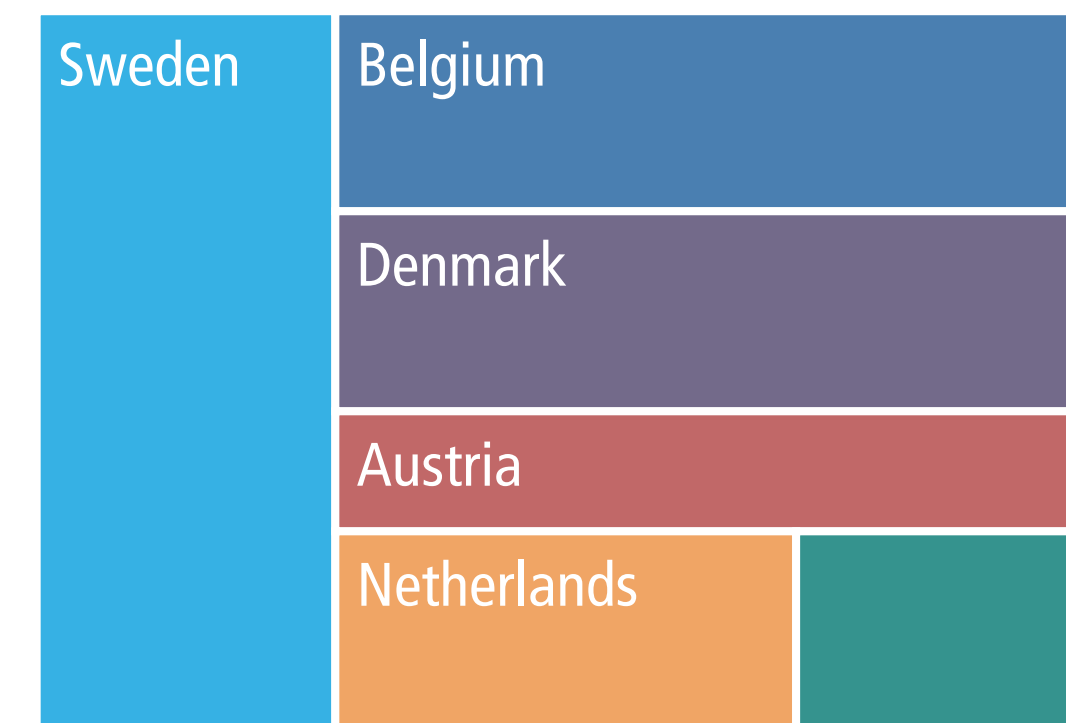
EU Big Six Founding Six	Affluent Seven Southern Seven Visegrád Four
Austria	Italy
Belgium	Latvia
Bulgaria	Lithuania
Croatia	Luxembourg
Cyprus	Malta
Czech Rep.	Netherlands
Denmark	Poland
Estonia	Portugal
Finland	Romania
France	Slovakia
Germany	Slovenia
<b>Greece</b>	Spain
Hungary	Sweden
Ireland	UK

- Influence Overview
- Big Six Fiscal Policy
- Big Six Border Security and Migration Policy
- Big Six Foreign, Security and Defence Policy
- Affluent Seven EU Policy**

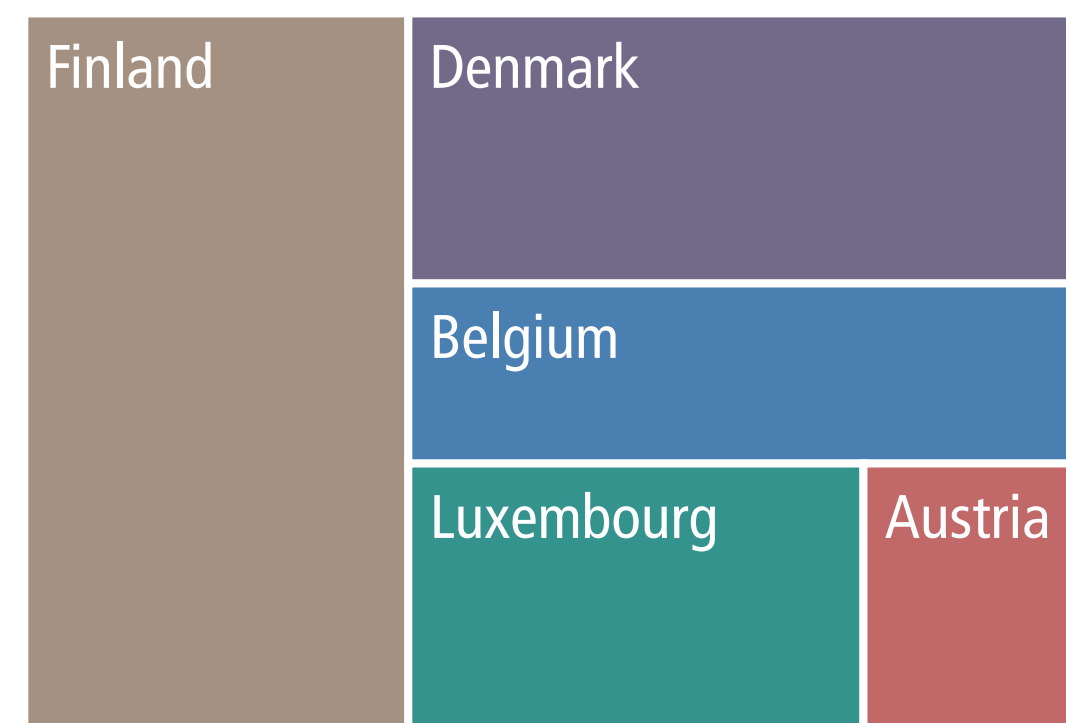
Second Rank




Third Rank



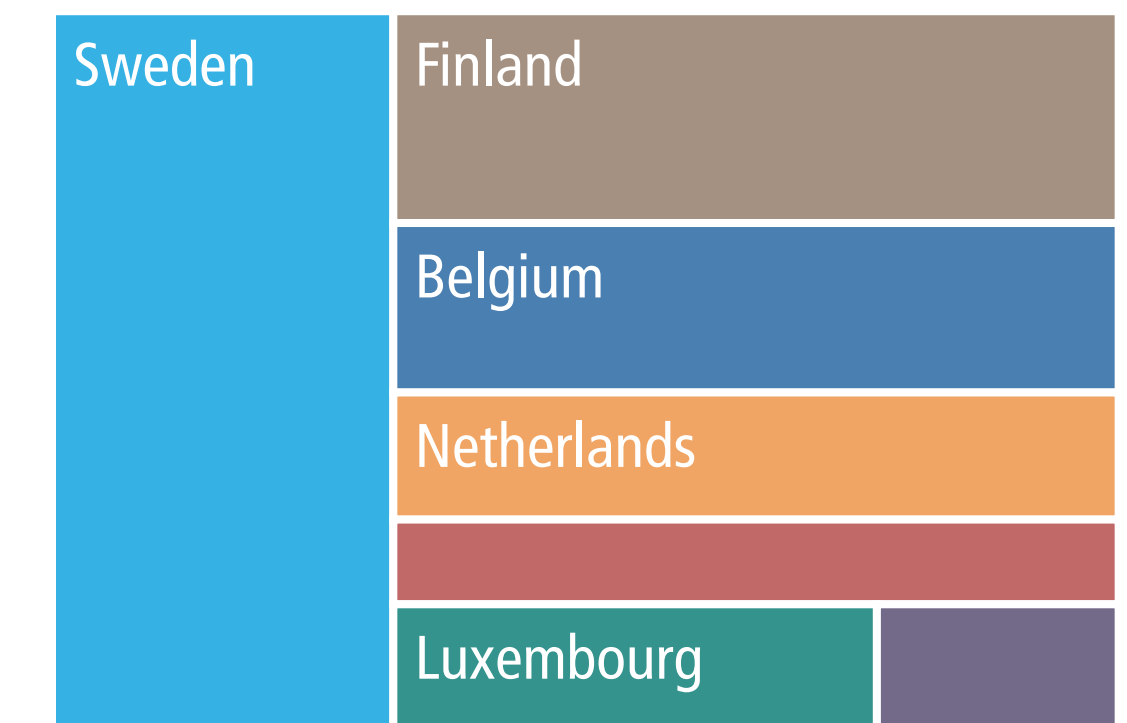
Fifth Rank




Sixth Rank



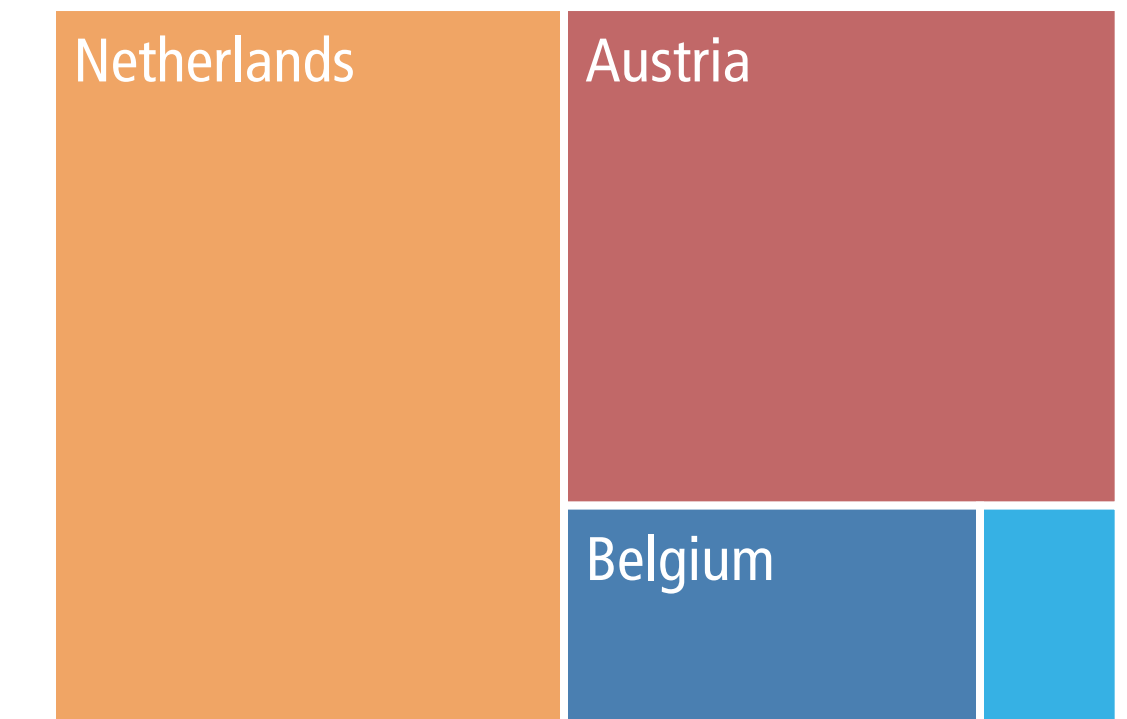
Fourth Rank



Seventh Rank



First Rank



Number of respondents: 9. Size of rectangles corresponds with respondents' respective rankings. Countries with equal values are sorted from A-Z.



# Affluent Seven Ranking by Hungary


Q9

“Please rank the affluent seven EU member states according to their influence on EU fiscal policy, EU border security and migration policy, as well as EU foreign, security, and defence policy over the past two years.”

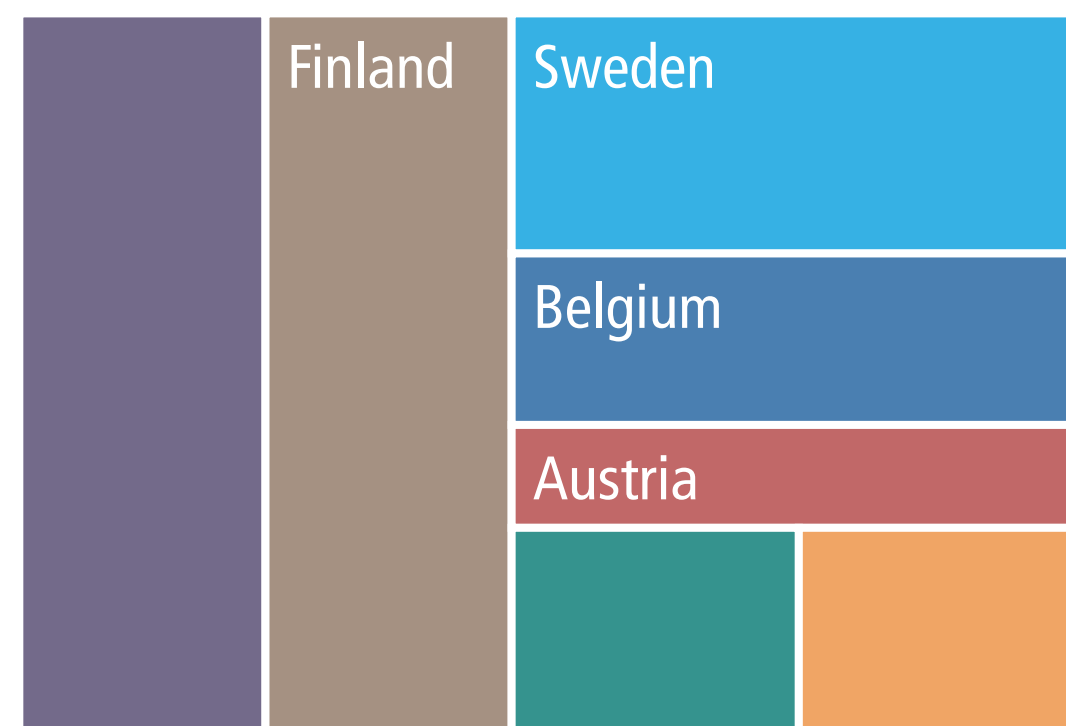
EU Big Six Founding Six	Affluent Seven Southern Seven Visegrád Four
Austria	Italy
Belgium	Latvia
Bulgaria	Lithuania
Croatia	Luxembourg
Cyprus	Malta
Czech Rep.	Netherlands
Denmark	Poland
Estonia	Portugal
Finland	Romania
France	Slovakia
Germany	Slovenia
Greece	Spain
<b>Hungary</b>	Sweden
Ireland	UK

- Influence Overview
- Big Six Fiscal Policy
- Big Six Border Security and Migration Policy
- Big Six Foreign, Security and Defence Policy
- Affluent Seven EU Policy**

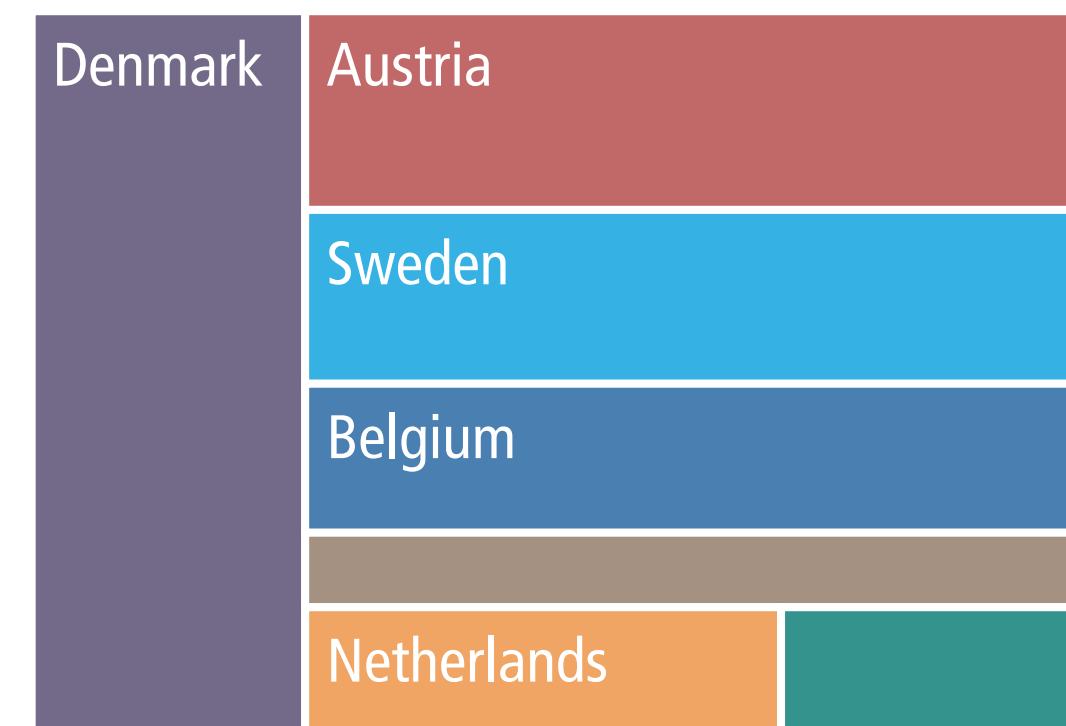
Second Rank




Fifth Rank



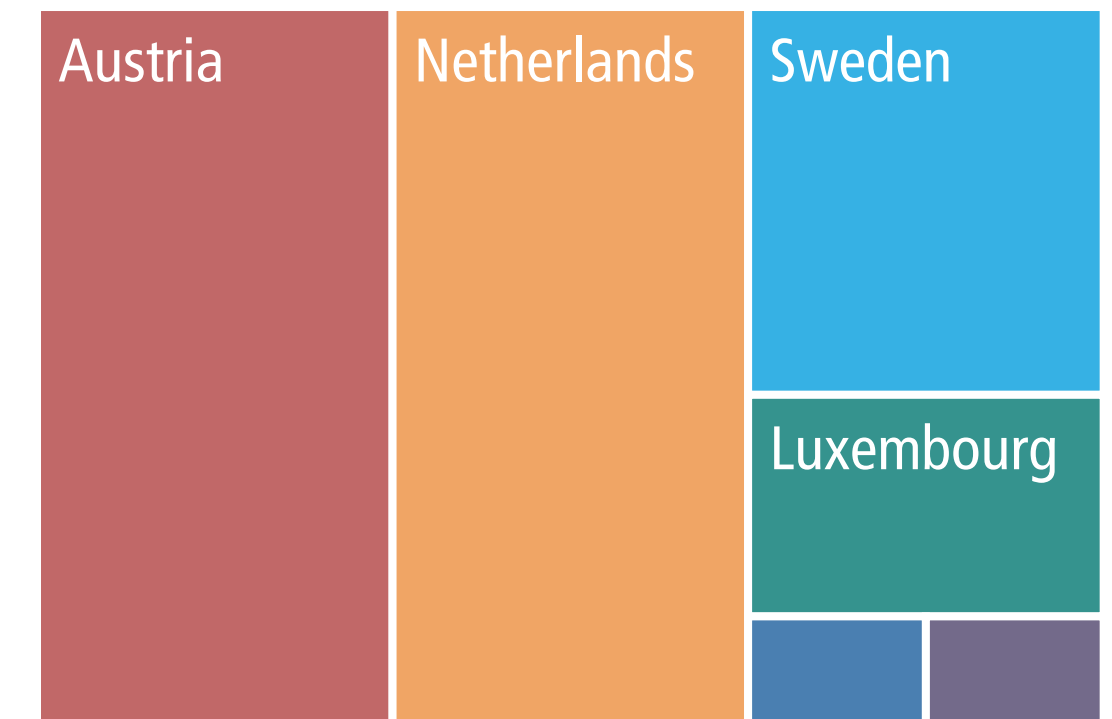
Third Rank



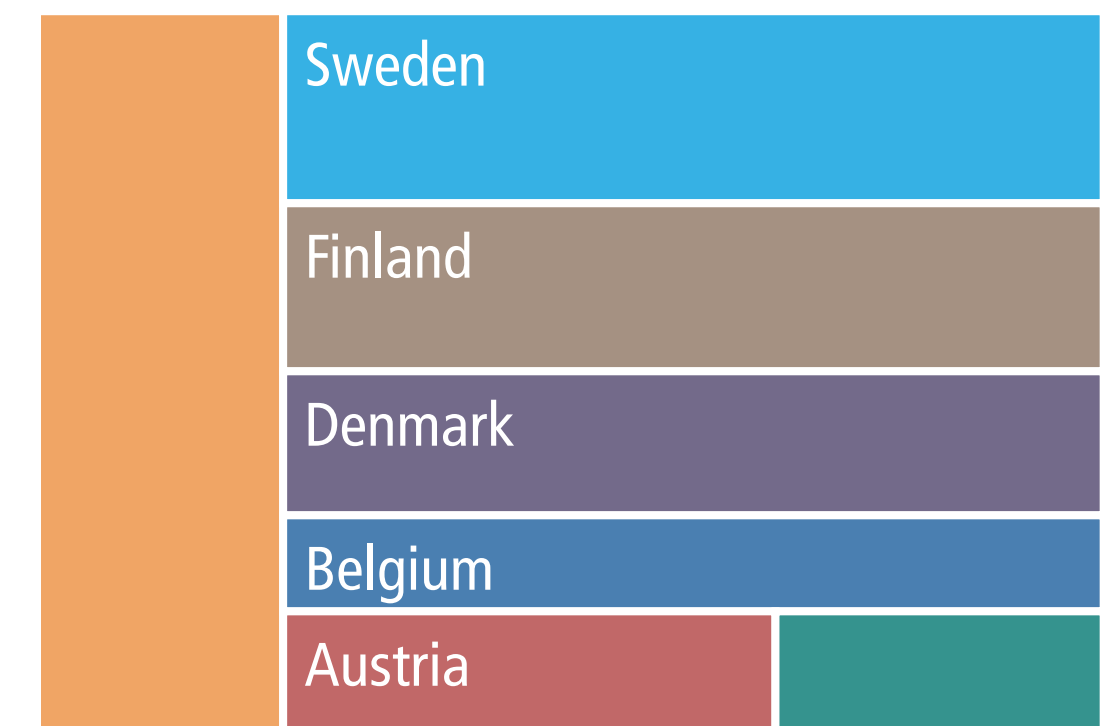
Sixth Rank




First Rank



Fourth Rank



Seventh Rank



Number of respondents: 15. Size of rectangles corresponds with respondents' respective rankings. Countries with equal values are sorted from A-Z.

# Affluent Seven Ranking by Ireland


Q9

“Please rank the affluent seven EU member states according to their influence on EU fiscal policy, EU border security and migration policy, as well as EU foreign, security, and defence policy over the past two years.”


EU Big Six Founding Six	Affluent Seven Southern Seven Visegrád Four
Austria	Italy
Belgium	Latvia
Bulgaria	Lithuania
Croatia	Luxembourg
Cyprus	Malta
Czech Rep.	Netherlands
Denmark	Poland
Estonia	Portugal
Finland	Romania
France	Slovakia
Germany	Slovenia
Greece	Spain
Hungary	Sweden
<b>Ireland</b>	<b>UK</b>

- Influence Overview
- Big Six Fiscal Policy
- Big Six Border Security and Migration Policy
- Big Six Foreign, Security and Defence Policy
- Affluent Seven EU Policy**


Second Rank



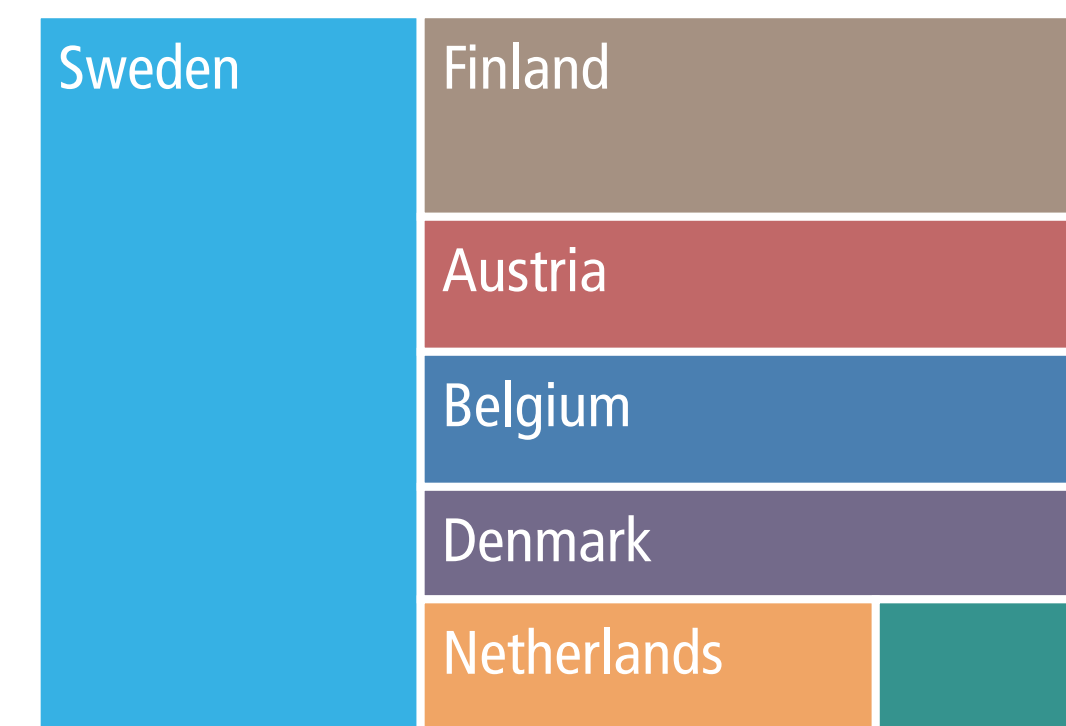
Fifth Rank




First Rank



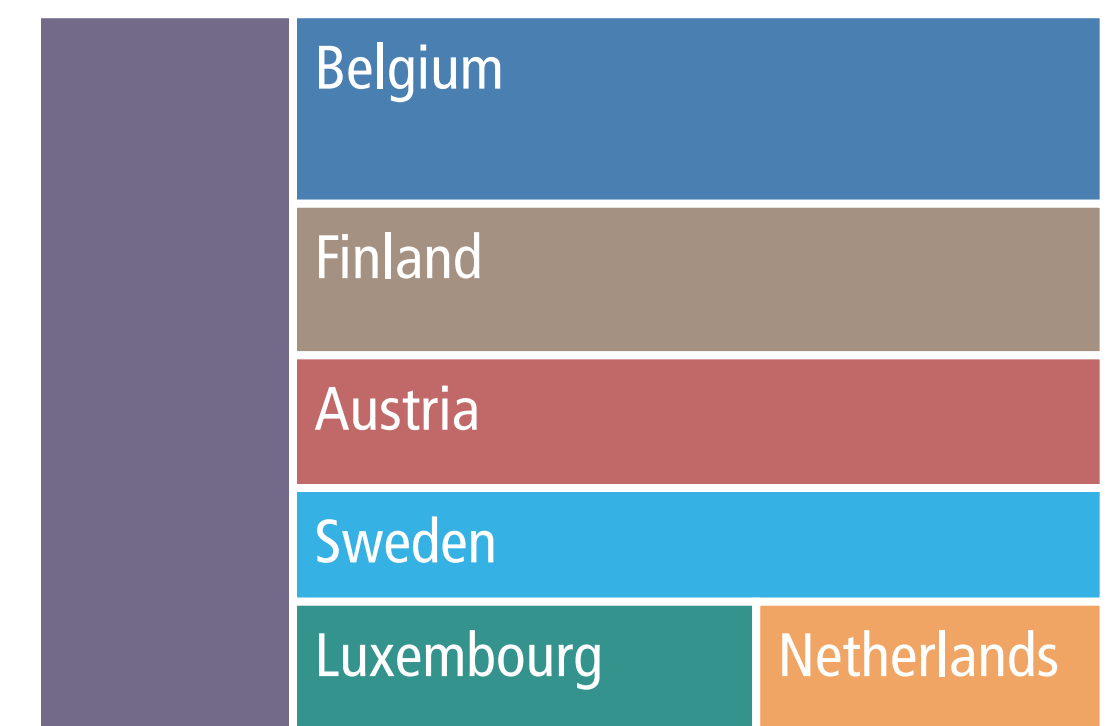
Third Rank




Sixth Rank



Fourth Rank



Seventh Rank



Number of respondents: 20. Size of rectangles corresponds with respondents' respective rankings. Countries with equal values are sorted from A-Z.



# Affluent Seven Ranking by Italy

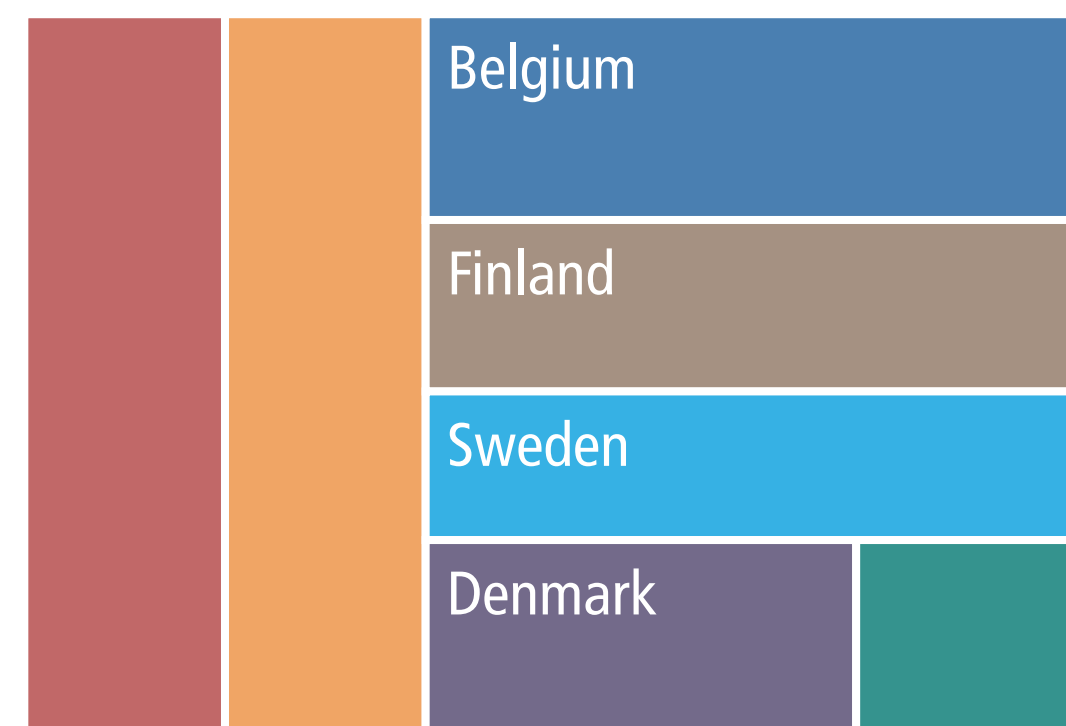
Q9

“Please rank the affluent seven EU member states according to their influence on EU fiscal policy, EU border security and migration policy, as well as EU foreign, security, and defence policy over the past two years.”

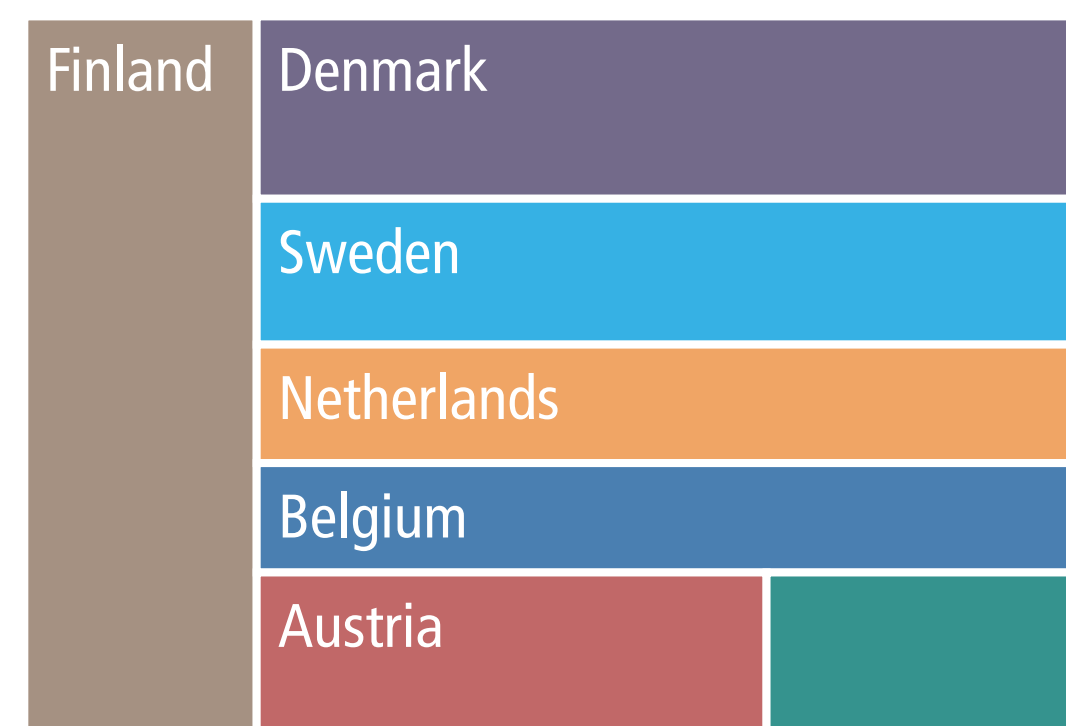
EU Big Six Founding Six	Affluent Seven Southern Seven Visegrád Four
Austria	<b>Italy</b>
Belgium	Latvia
Bulgaria	Lithuania
Croatia	Luxembourg
Cyprus	Malta
Czech Rep.	Netherlands
Denmark	Poland
Estonia	Portugal
Finland	Romania
France	Slovakia
Germany	Slovenia
Greece	Spain
Hungary	Sweden
Ireland	UK

- Influence Overview
- Big Six Fiscal Policy
- Big Six Border Security and Migration Policy
- Big Six Foreign, Security and Defence Policy
- Affluent Seven EU Policy**


Second Rank



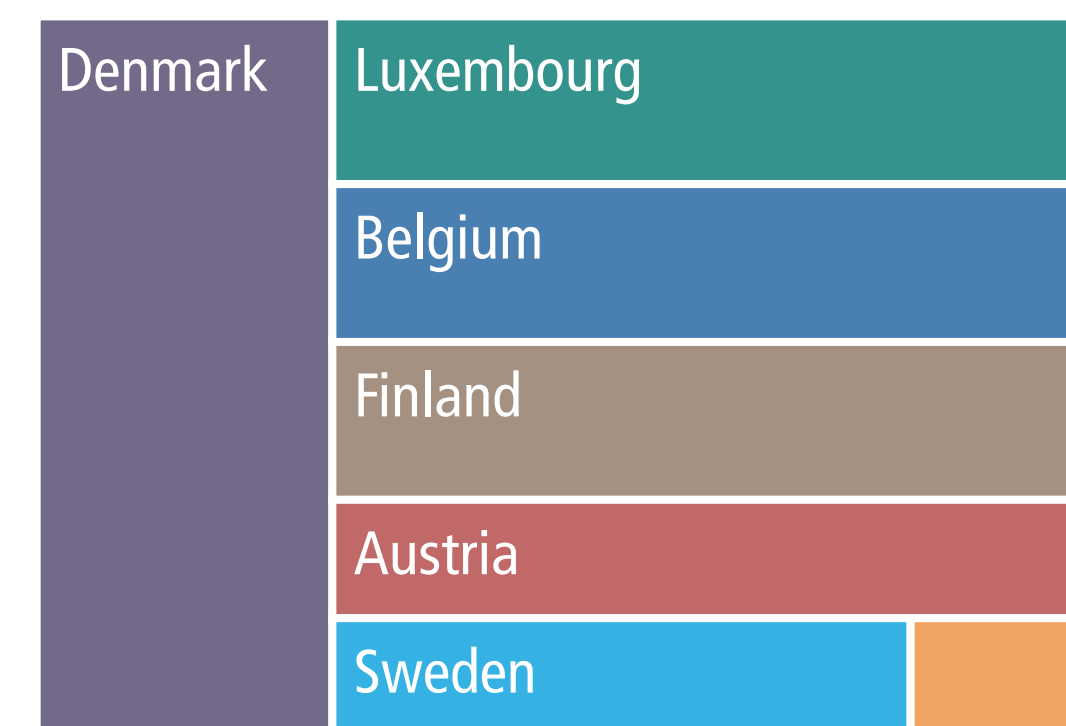
Fifth Rank



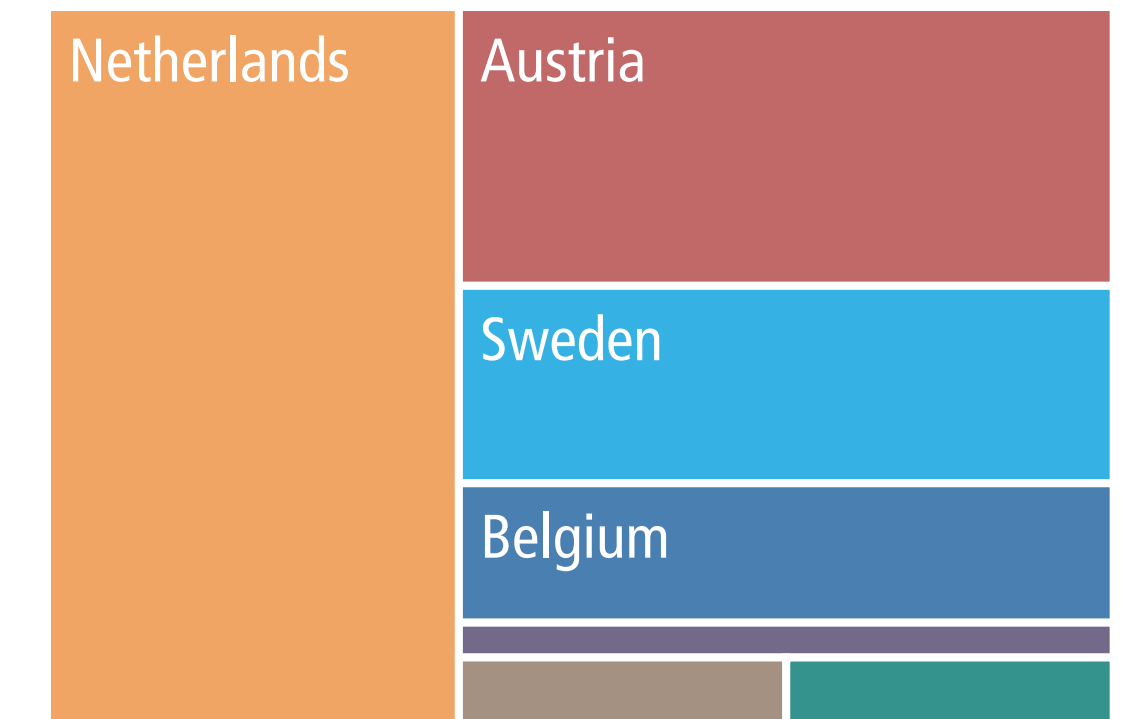
Third Rank



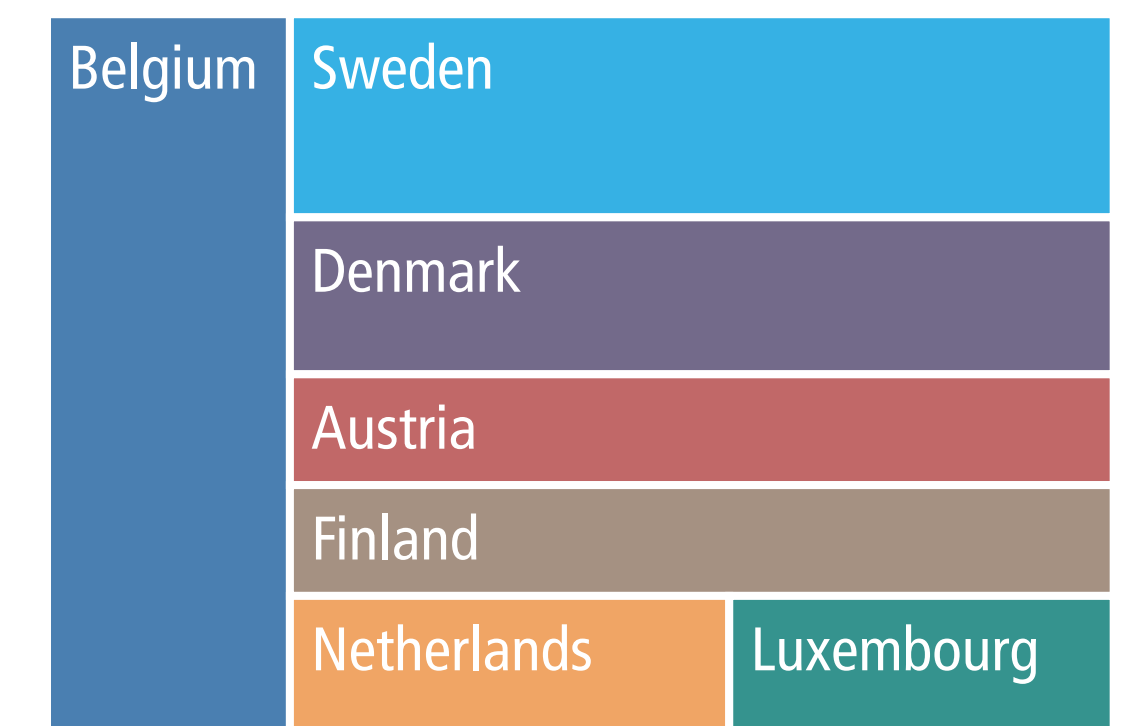
Sixth Rank



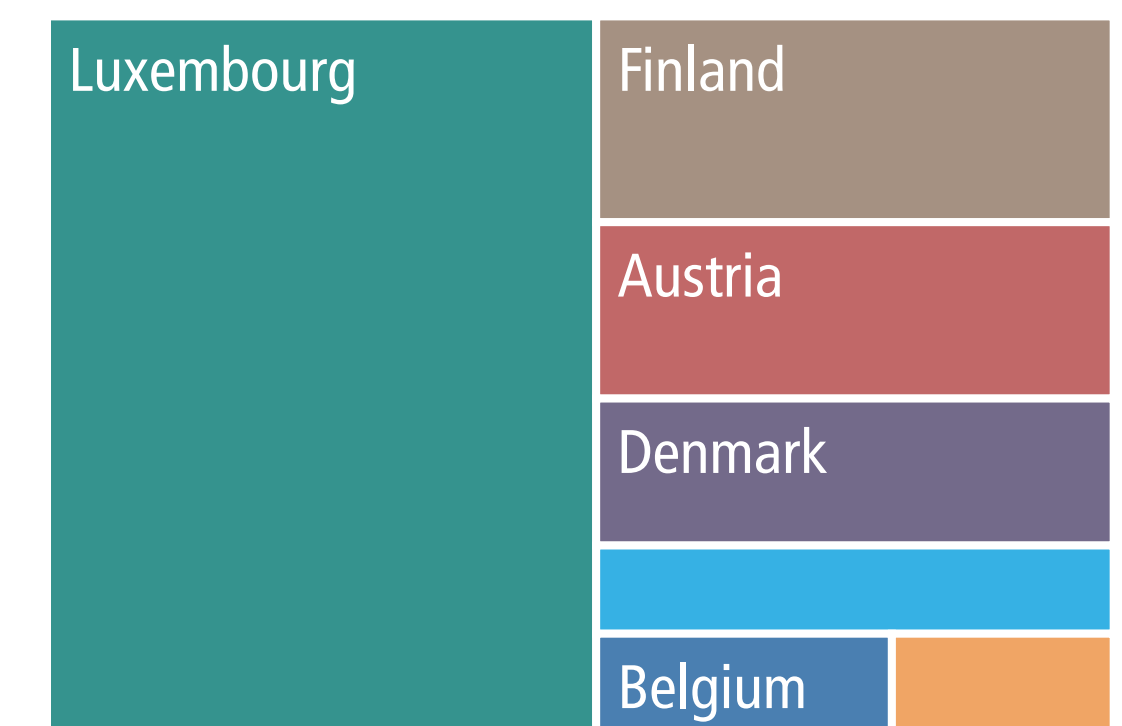
First Rank



Fourth Rank



Seventh Rank



Number of respondents: 35. Size of rectangles corresponds with respondents' respective rankings. Countries with equal values are sorted from A-Z.

# Affluent Seven Ranking by Latvia


Q9

“Please rank the affluent seven EU member states according to their influence on EU fiscal policy, EU border security and migration policy, as well as EU foreign, security, and defence policy over the past two years.”

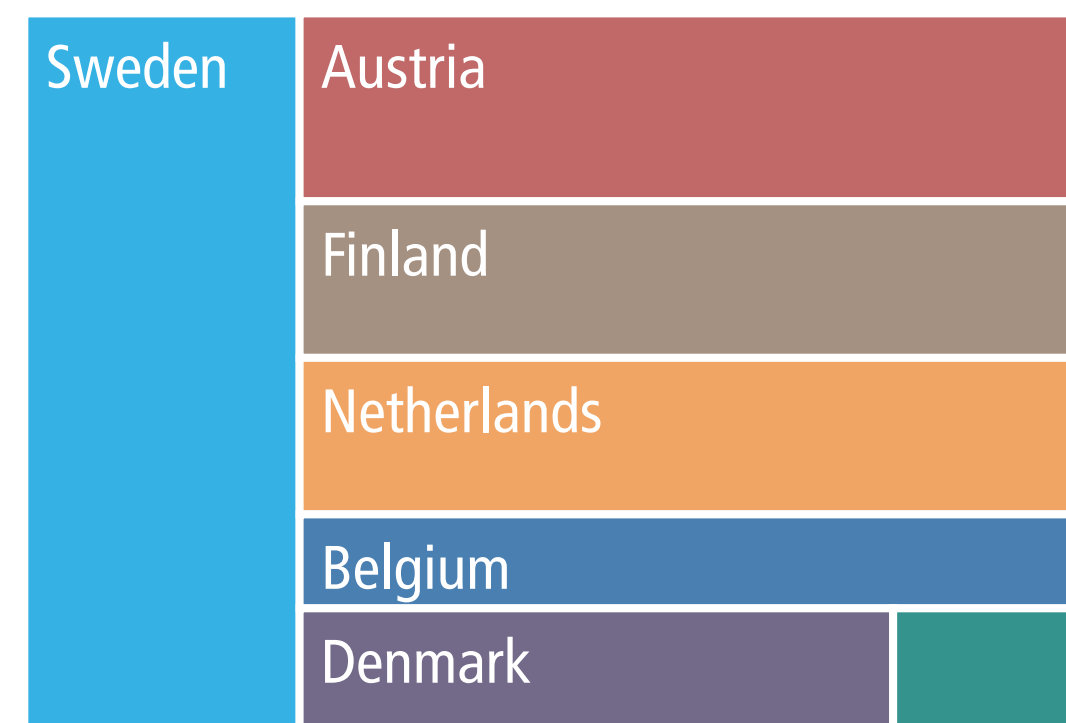
EU Big Six Founding Six	Affluent Seven Southern Seven Visegrád Four
Austria	Italy
Belgium	<b>Latvia</b>
Bulgaria	Lithuania
Croatia	Luxembourg
Cyprus	Malta
Czech Rep.	Netherlands
Denmark	Poland
Estonia	Portugal
Finland	Romania
France	Slovakia
Germany	Slovenia
Greece	Spain
Hungary	Sweden
Ireland	UK

- Influence Overview
- Big Six Fiscal Policy
- Big Six Border Security and Migration Policy
- Big Six Foreign, Security and Defence Policy
- Affluent Seven EU Policy**

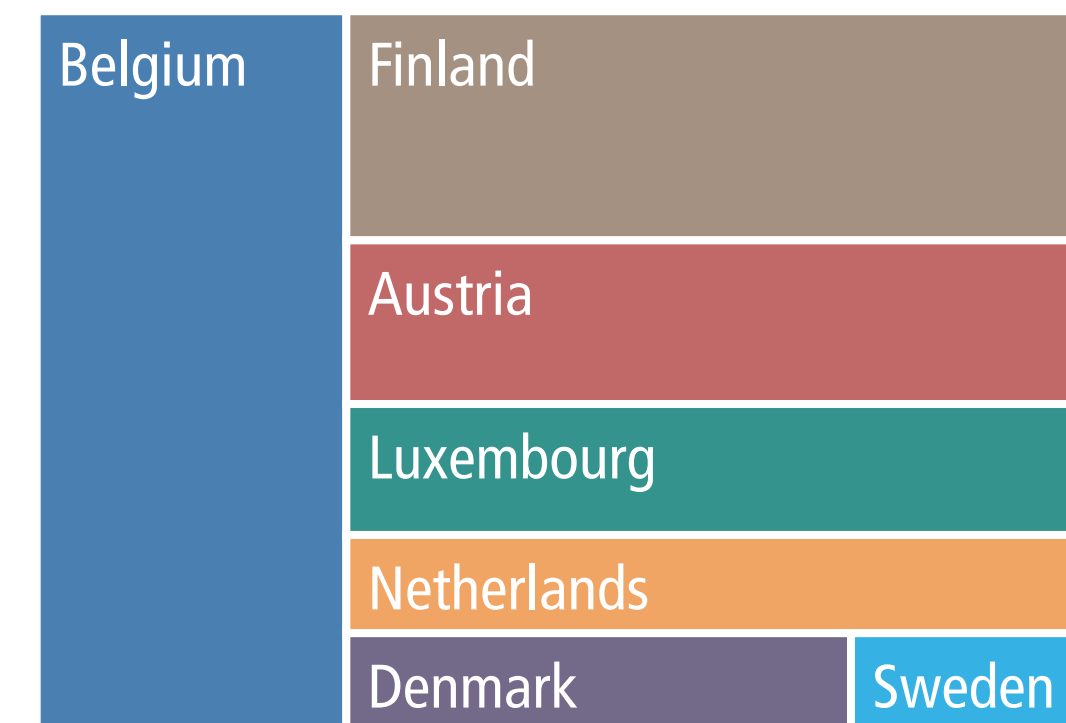
Second Rank



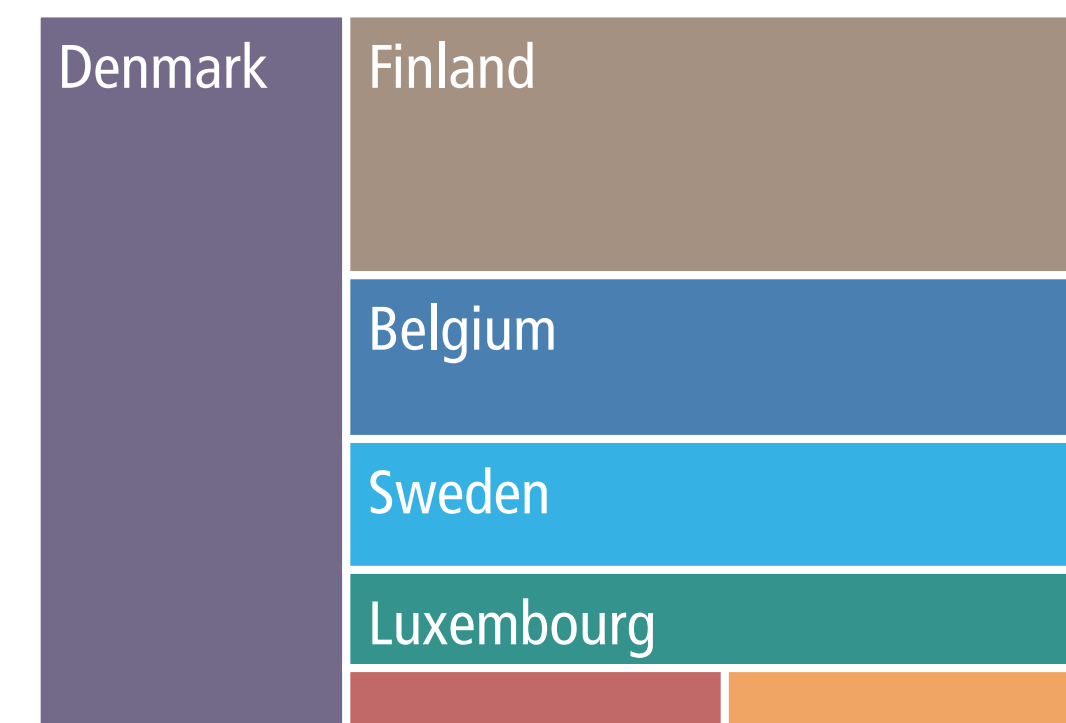
Fifth Rank




Third Rank



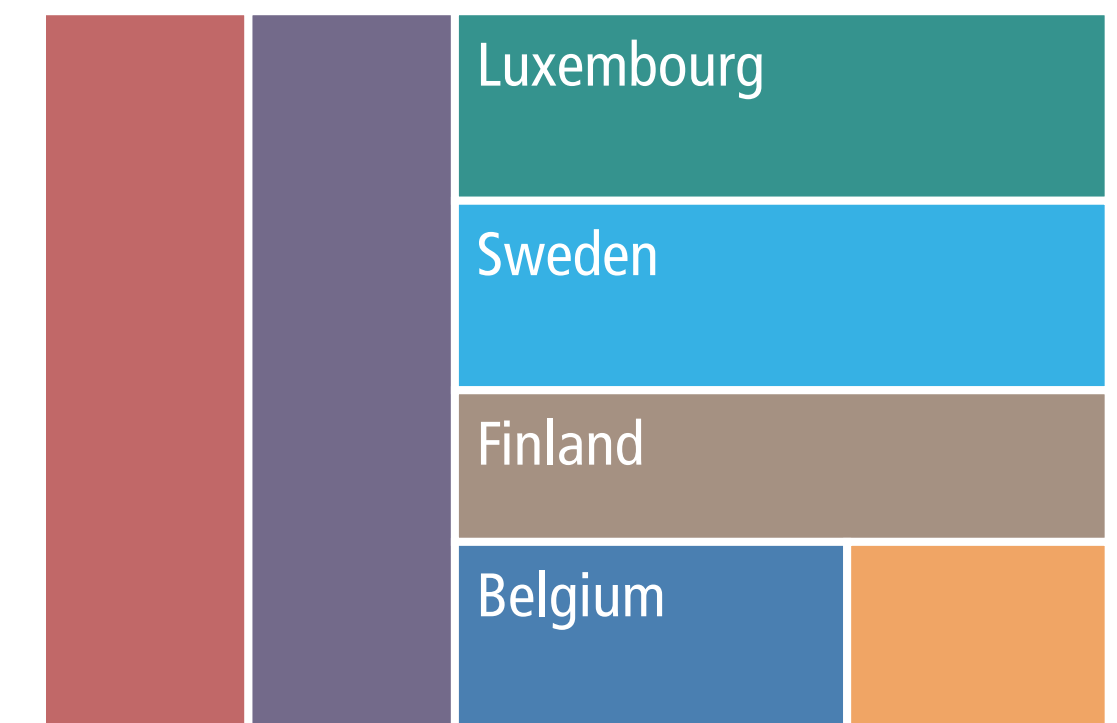
Sixth Rank




First Rank



Fourth Rank



Seventh Rank



Number of respondents: 11. Size of rectangles corresponds with respondents' respective rankings. Countries with equal values are sorted from A-Z.



# Affluent Seven Ranking by Lithuania


Q9

“Please rank the affluent seven EU member states according to their influence on EU fiscal policy, EU border security and migration policy, as well as EU foreign, security, and defence policy over the past two years.”


EU Big Six Founding Six	Affluent Seven Southern Seven Visegrád Four
Austria	Italy
Belgium	Latvia
Bulgaria	<b>Lithuania</b>
Croatia	Luxembourg
Cyprus	Malta
Czech Rep.	Netherlands
Denmark	Poland
Estonia	Portugal
Finland	Romania
France	Slovakia
Germany	Slovenia
Greece	Spain
Hungary	Sweden
Ireland	UK

- Influence Overview
- Big Six Fiscal Policy
- Big Six Border Security and Migration Policy
- Big Six Foreign, Security and Defence Policy
- Affluent Seven EU Policy**

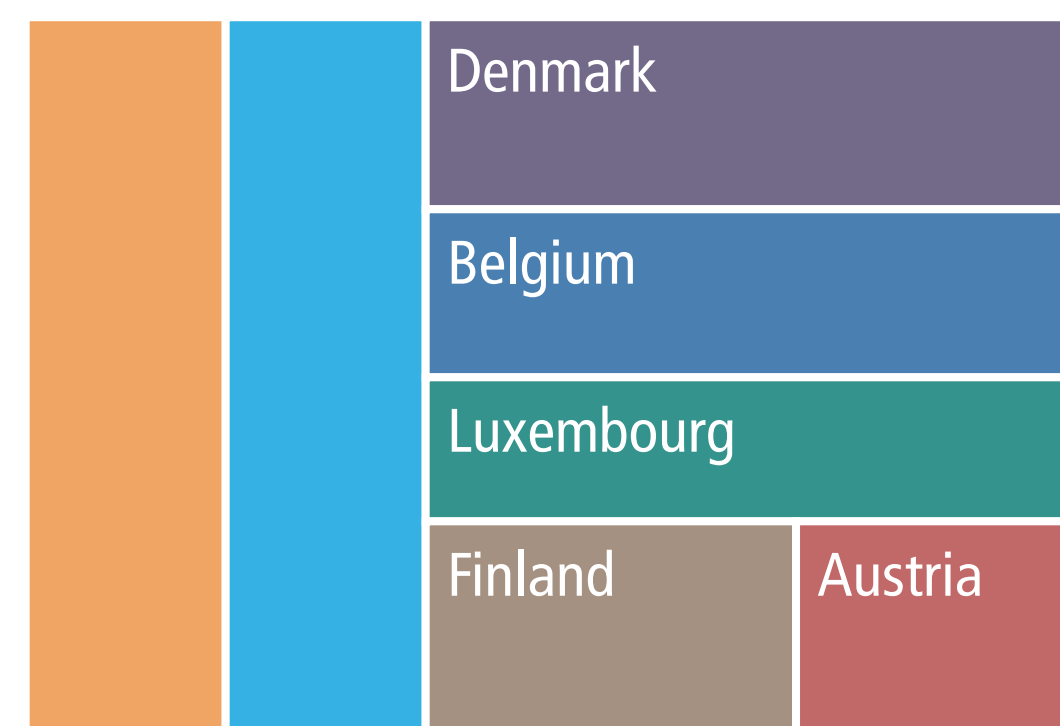
Second Rank



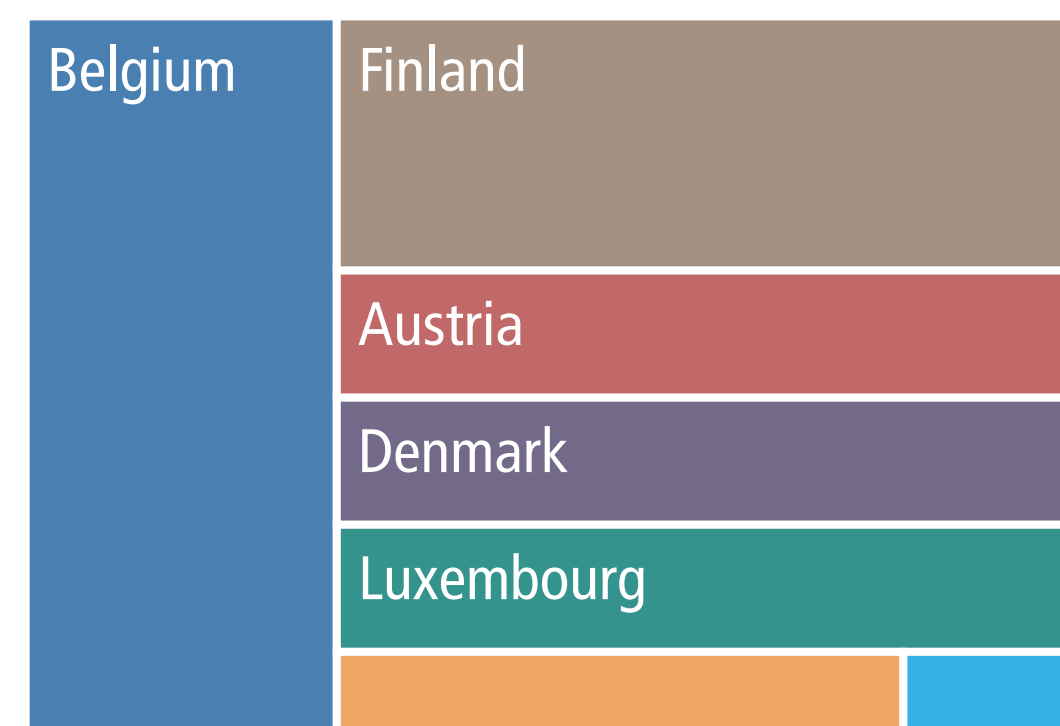
Fifth Rank



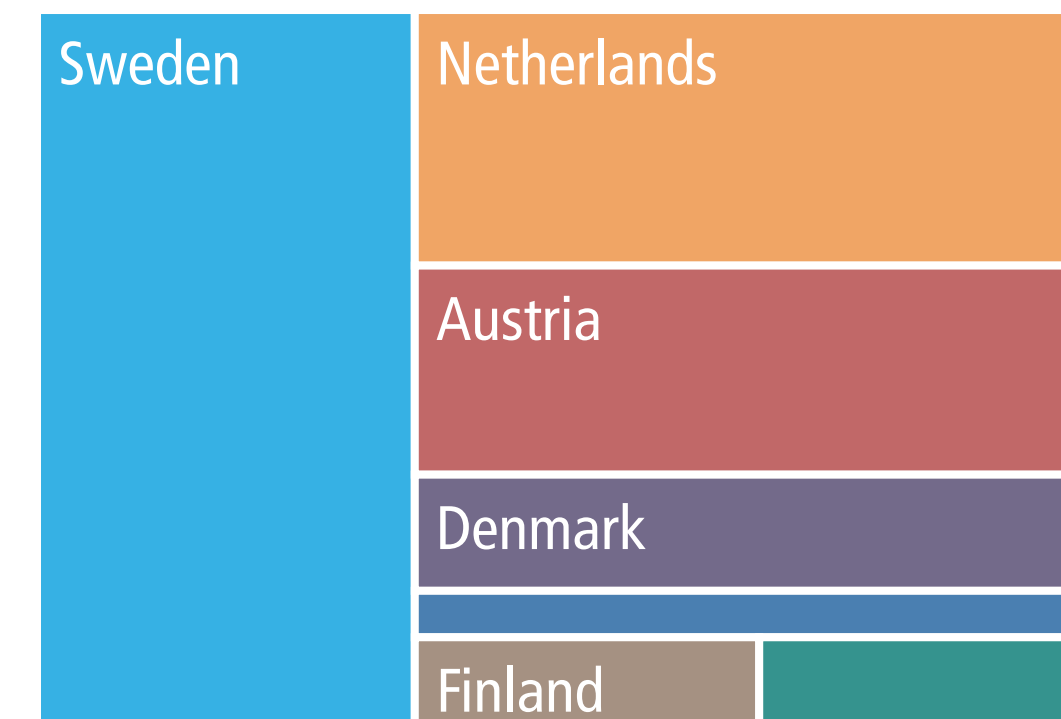
Third Rank




Sixth Rank




First Rank



Fourth Rank



Seventh Rank



Number of respondents: 16. Size of rectangles corresponds with respondents' respective rankings. Countries with equal values are sorted from A-Z.

# Affluent Seven Ranking by Luxembourg

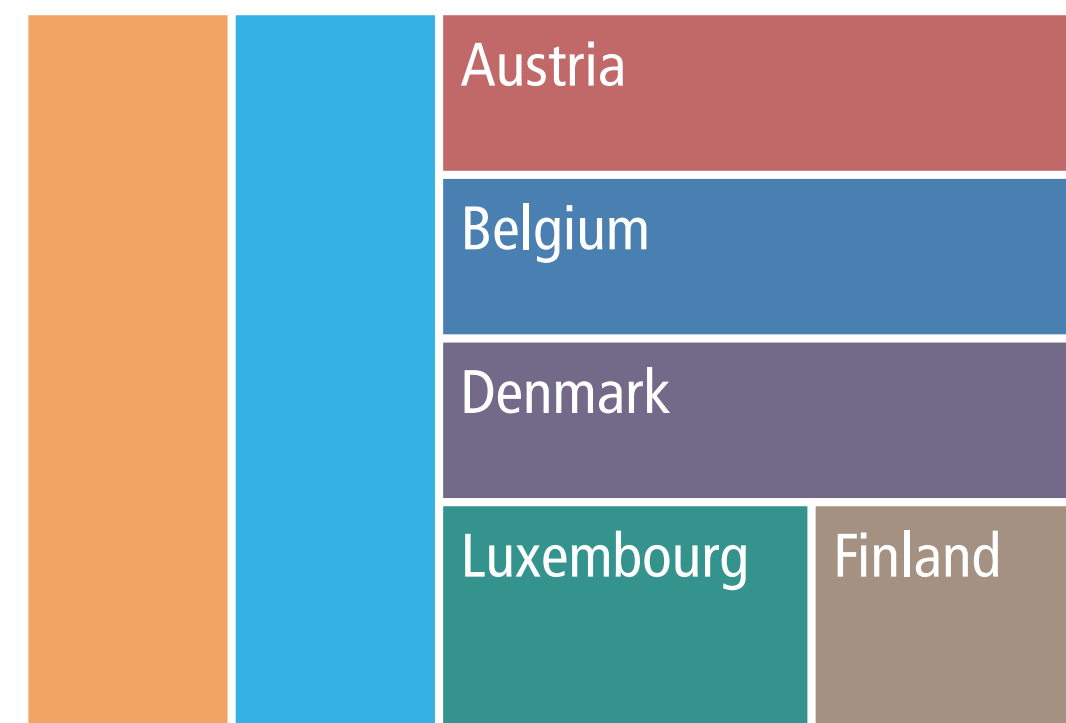
Q9

“Please rank the affluent seven EU member states according to their influence on EU fiscal policy, EU border security and migration policy, as well as EU foreign, security, and defence policy over the past two years.”

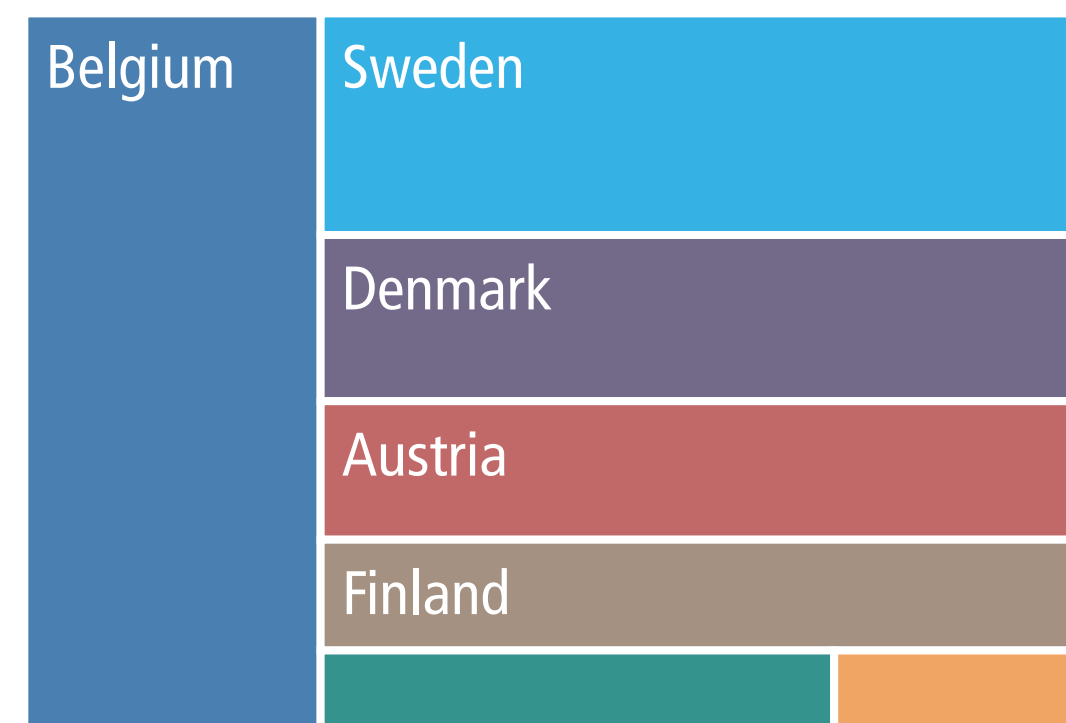
EU Big Six Founding Six	Affluent Seven Southern Seven Visegrád Four
Austria	Italy
Belgium	Latvia
Bulgaria	Lithuania
Croatia	<b>Luxembourg</b>
Cyprus	Malta
Czech Rep.	Netherlands
Denmark	Poland
Estonia	Portugal
Finland	Romania
France	Slovakia
Germany	Slovenia
Greece	Spain
Hungary	Sweden
Ireland	UK

- Influence Overview
- Big Six Fiscal Policy
- Big Six Border Security and Migration Policy
- Big Six Foreign, Security and Defence Policy
- Affluent Seven EU Policy**

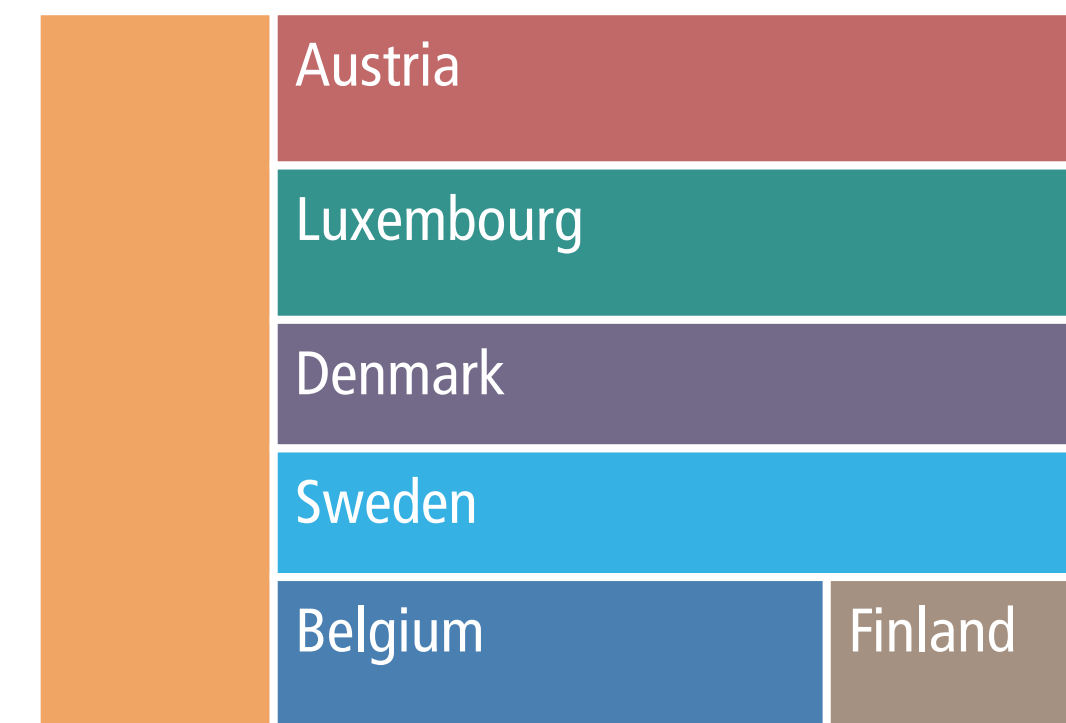
Second Rank



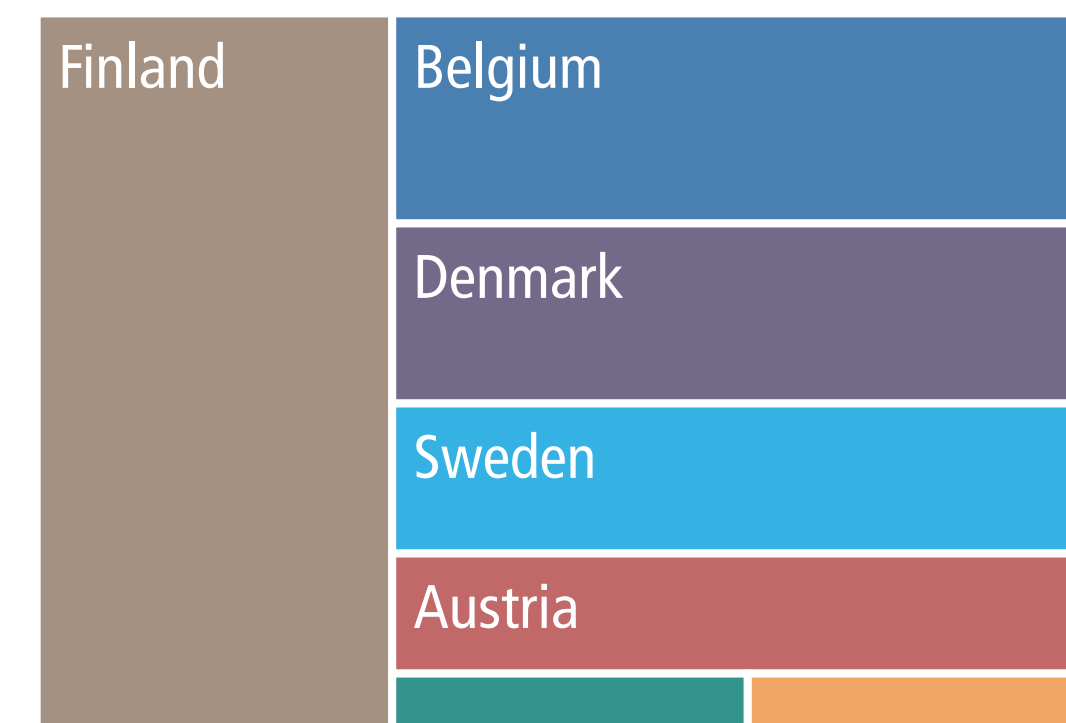
Fifth Rank




Third Rank



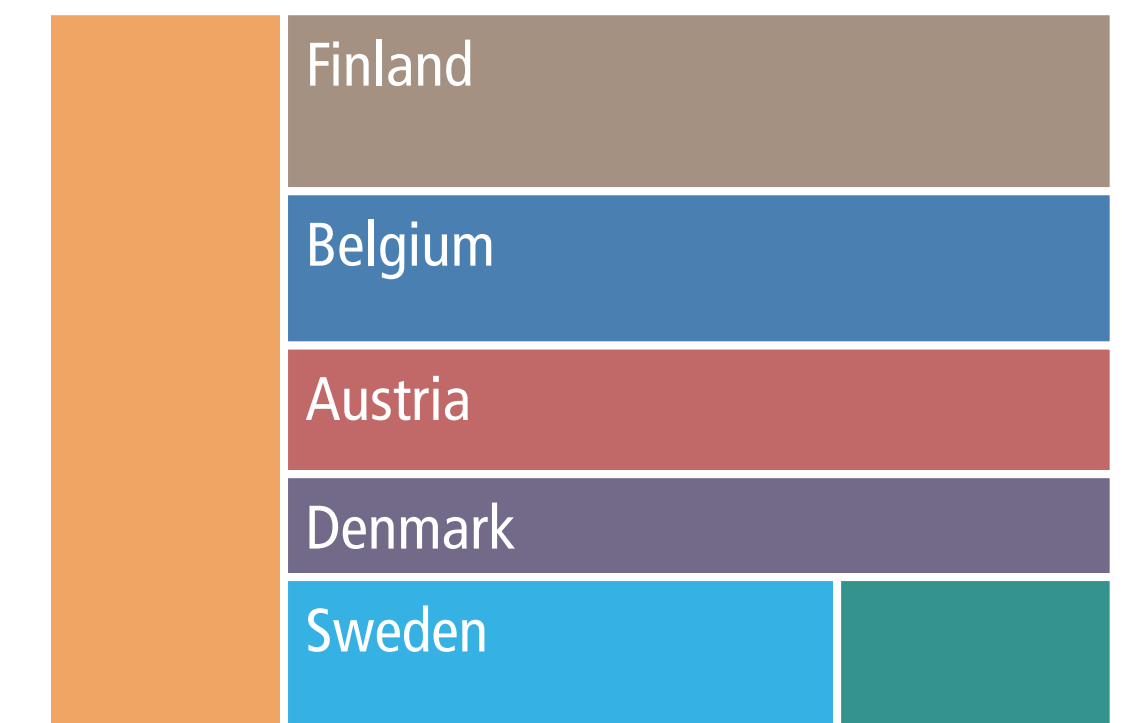
Sixth Rank



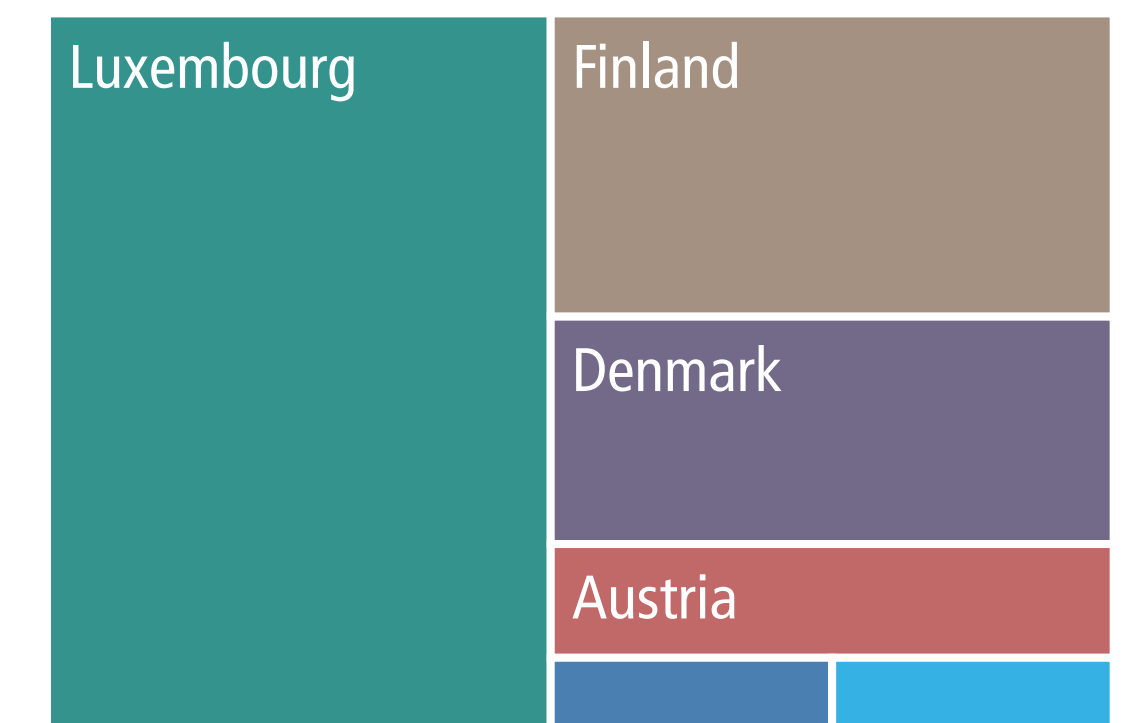
First Rank



Fourth Rank



Seventh Rank



Number of respondents: 13. Size of rectangles corresponds with respondents' respective rankings. Countries with equal values are sorted from A-Z.



# Affluent Seven Ranking by Malta


Q9

“Please rank the affluent seven EU member states according to their influence on EU fiscal policy, EU border security and migration policy, as well as EU foreign, security, and defence policy over the past two years.”

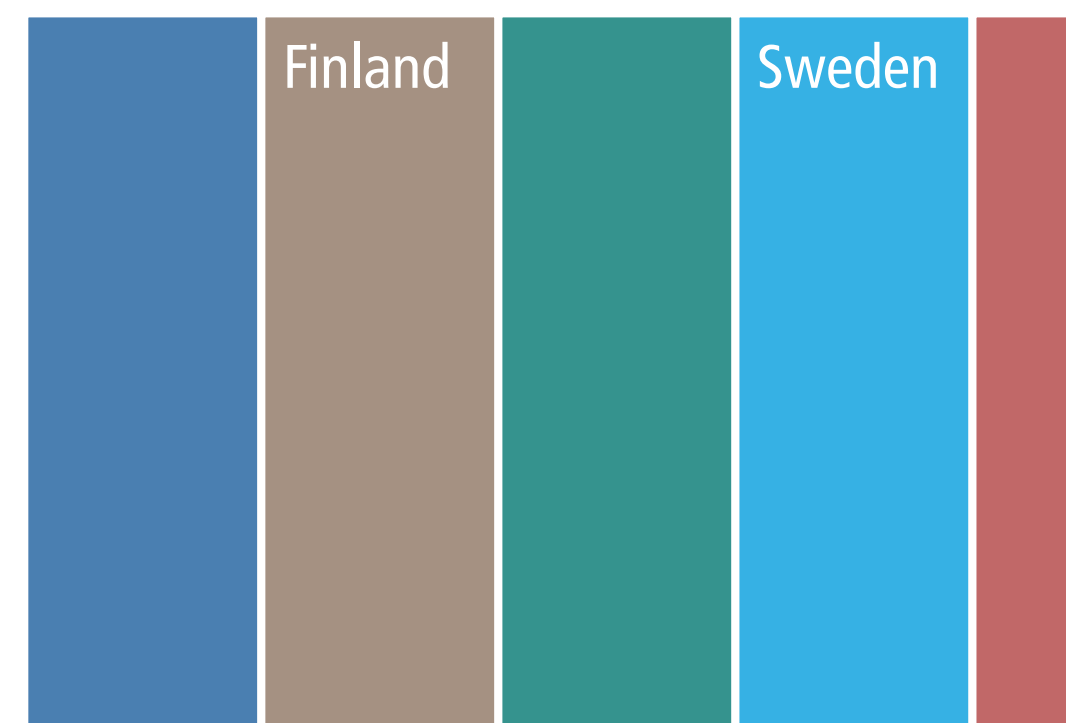
EU Big Six Founding Six	Affluent Seven Southern Seven Visegrád Four
Austria	Italy
Belgium	Latvia
Bulgaria	Lithuania
Croatia	Luxembourg
Cyprus	<b>Malta</b>
Czech Rep.	Netherlands
Denmark	Poland
Estonia	Portugal
Finland	Romania
France	Slovakia
Germany	Slovenia
Greece	Spain
Hungary	Sweden
Ireland	UK

- Influence Overview
- Big Six Fiscal Policy
- Big Six Border Security and Migration Policy
- Big Six Foreign, Security and Defence Policy
- Affluent Seven EU Policy**


Second Rank




Fifth Rank




Third Rank



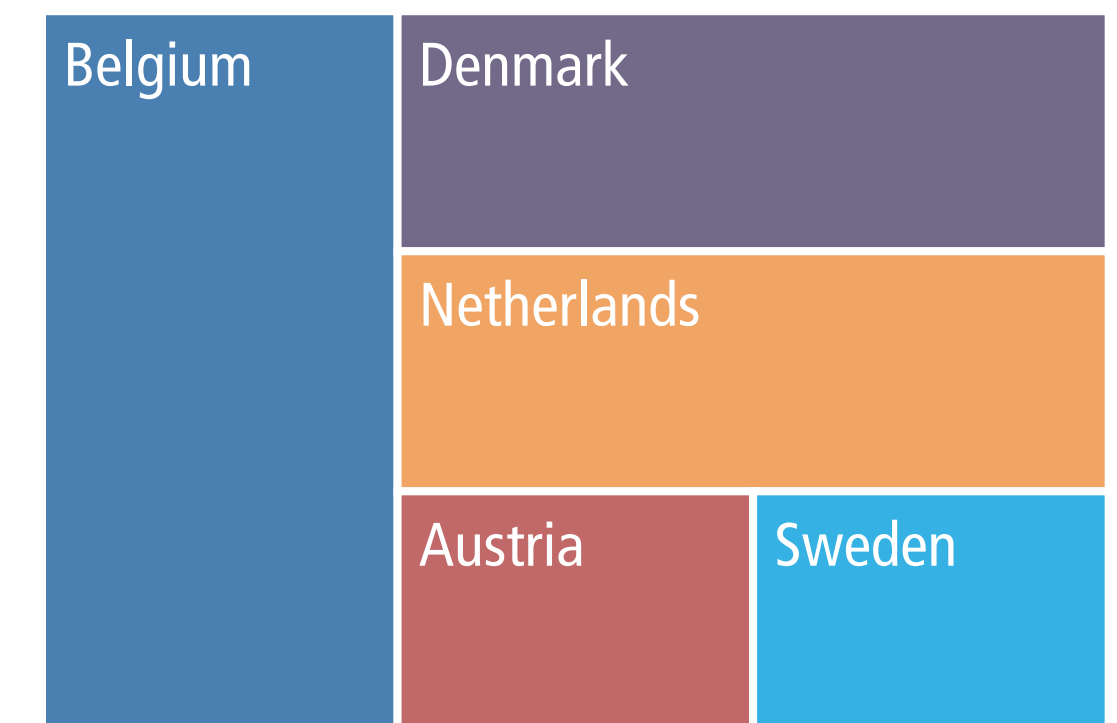
Sixth Rank




First Rank



Fourth Rank



Seventh Rank



Number of respondents: 3. Size of rectangles corresponds with respondents' respective rankings. Countries with equal values are sorted from A-Z.

# Affluent Seven Ranking by Netherlands


Q9

“Please rank the affluent seven EU member states according to their influence on EU fiscal policy, EU border security and migration policy, as well as EU foreign, security, and defence policy over the past two years.”

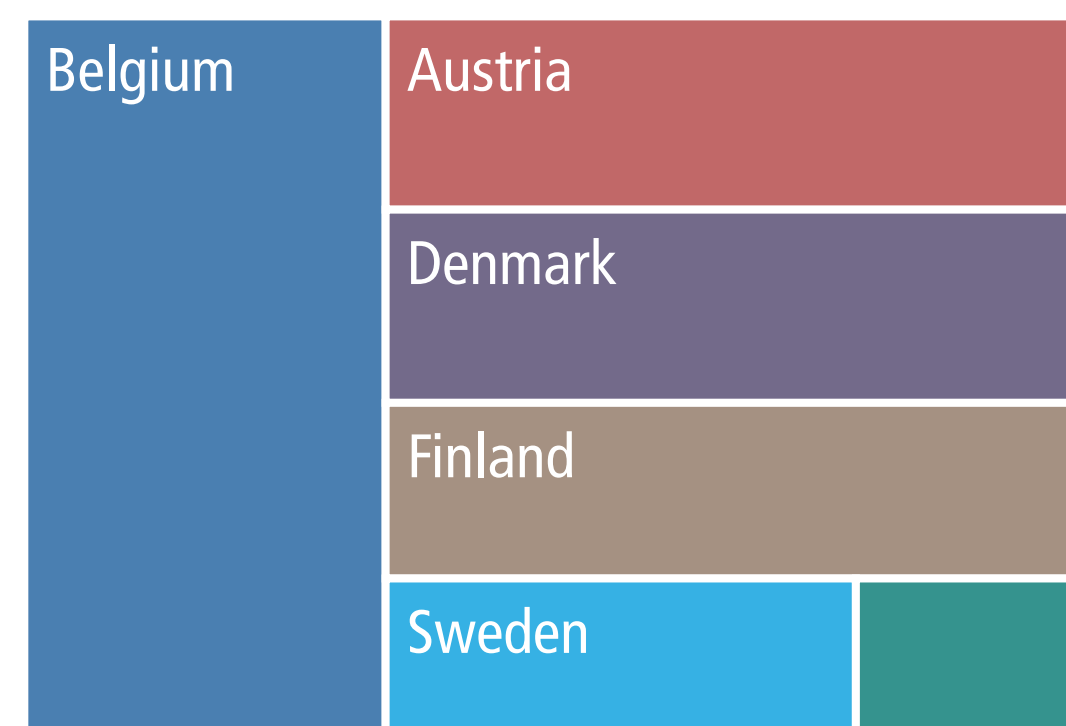
EU Big Six Founding Six	Affluent Seven Southern Seven Visegrád Four
Austria	Italy
Belgium	Latvia
Bulgaria	Lithuania
Croatia	Luxembourg
Cyprus	Malta
Czech Rep.	<b>Netherlands</b>
Denmark	Poland
Estonia	Portugal
Finland	Romania
France	Slovakia
Germany	Slovenia
Greece	Spain
Hungary	Sweden
Ireland	UK

- Influence Overview
- Big Six Fiscal Policy
- Big Six Border Security and Migration Policy
- Big Six Foreign, Security and Defence Policy
- Affluent Seven EU Policy**


Second Rank




Fifth Rank



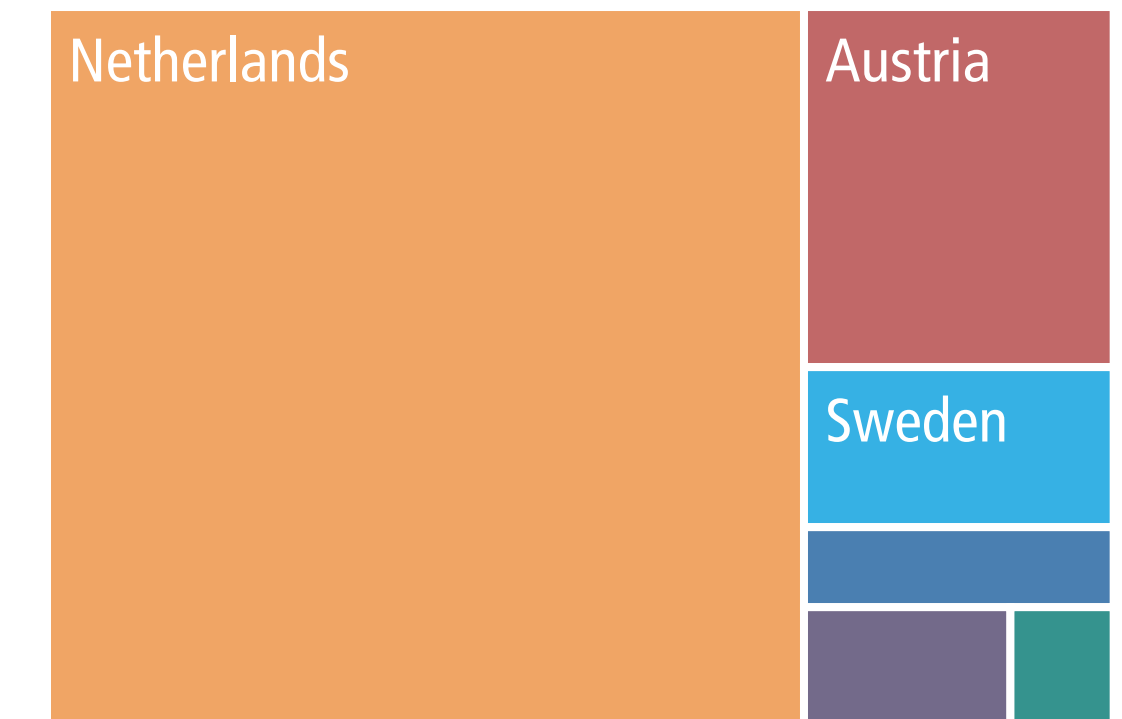
Third Rank



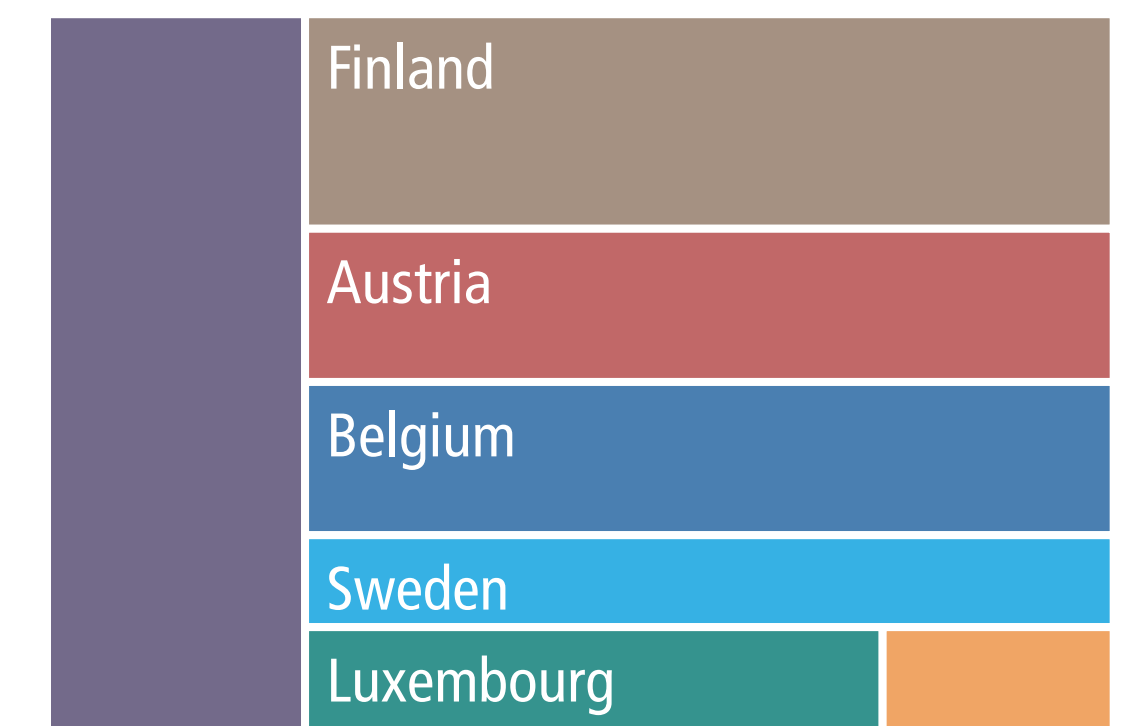
Sixth Rank




First Rank



Fourth Rank



Seventh Rank



Number of respondents: 22. Size of rectangles corresponds with respondents' respective rankings. Countries with equal values are sorted from A-Z.



# Affluent Seven Ranking by Poland

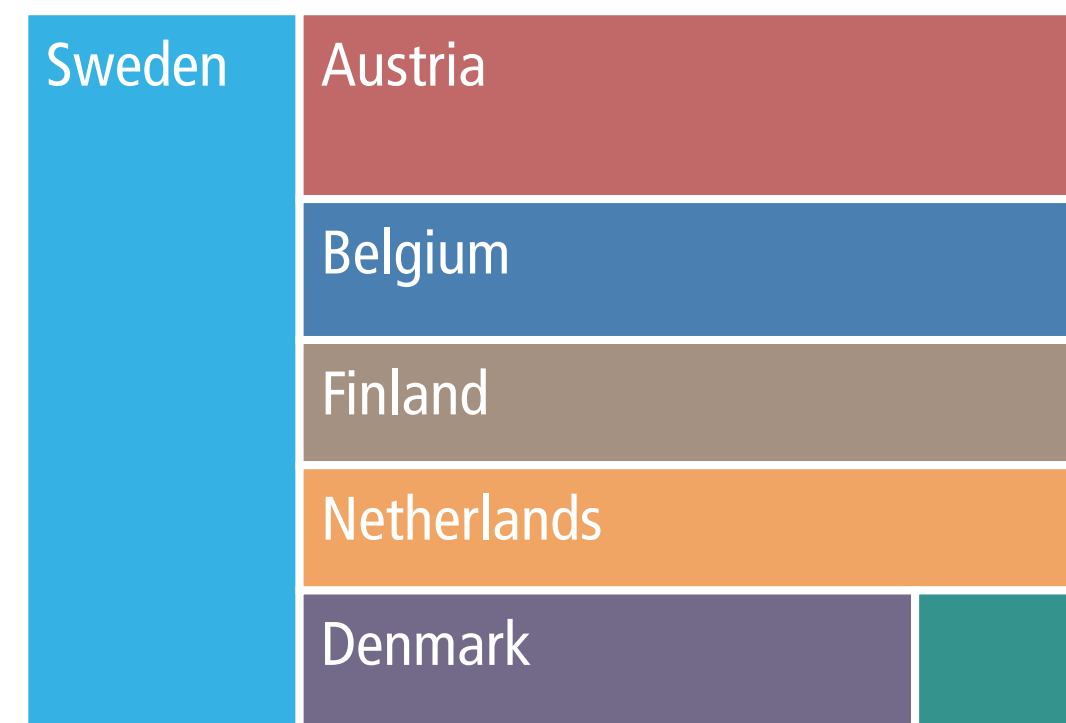
Q9

“Please rank the affluent seven EU member states according to their influence on EU fiscal policy, EU border security and migration policy, as well as EU foreign, security, and defence policy over the past two years.”

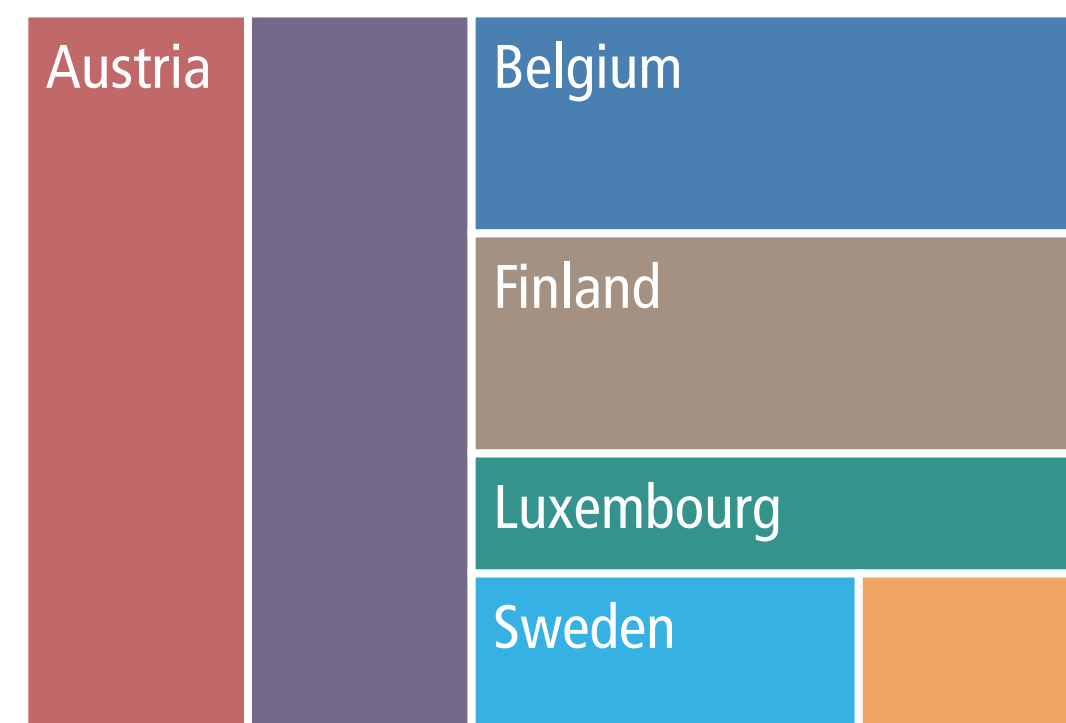
EU Big Six Founding Six	Affluent Seven Southern Seven Visegrád Four
Austria	Italy
Belgium	Latvia
Bulgaria	Lithuania
Croatia	Luxembourg
Cyprus	Malta
Czech Rep.	Netherlands
Denmark	<b>Poland</b>
Estonia	Portugal
Finland	Romania
France	Slovakia
Germany	Slovenia
Greece	Spain
Hungary	Sweden
Ireland	UK

- Influence Overview
- Big Six Fiscal Policy
- Big Six Border Security and Migration Policy
- Big Six Foreign, Security and Defence Policy
- Affluent Seven EU Policy**

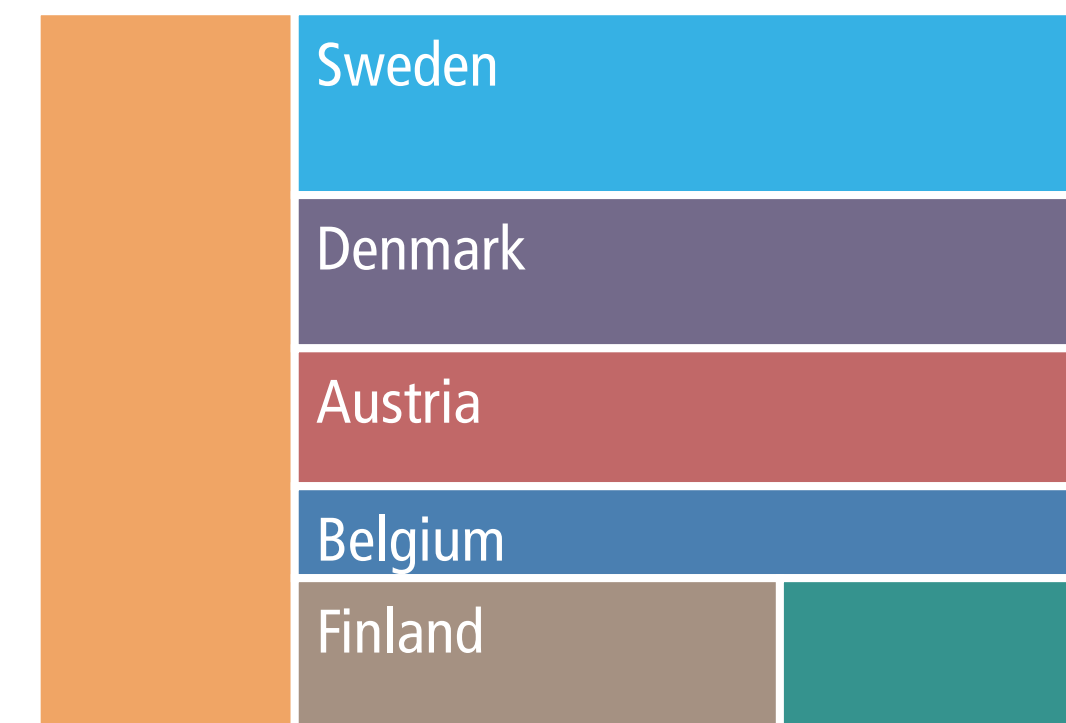
Second Rank



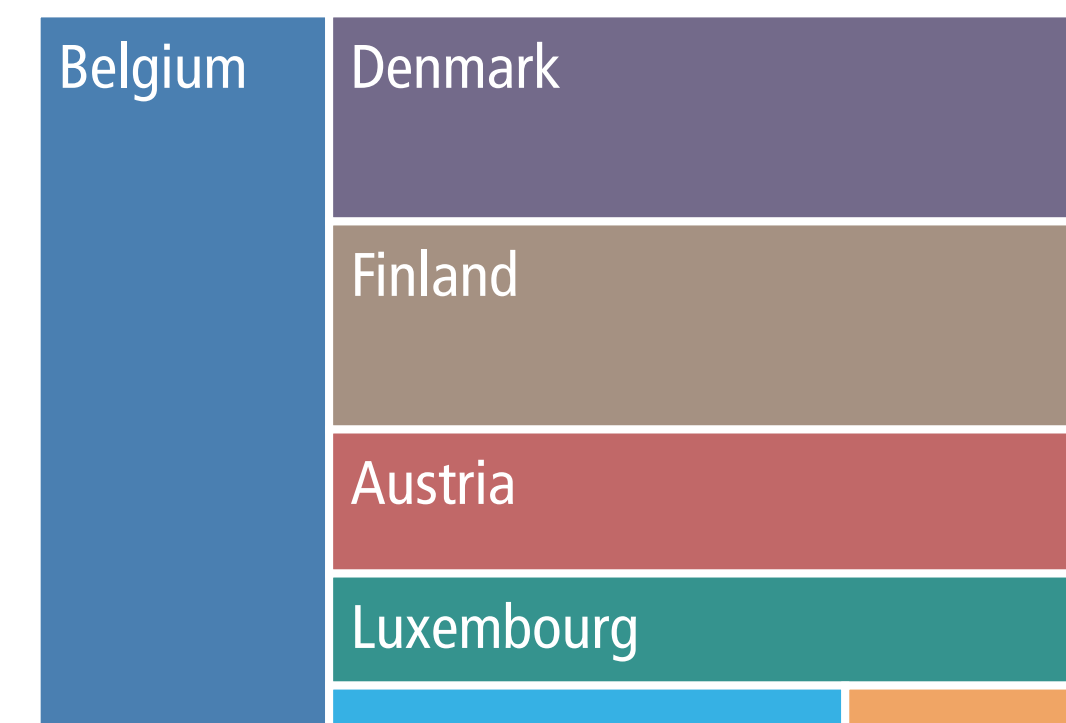
Fifth Rank



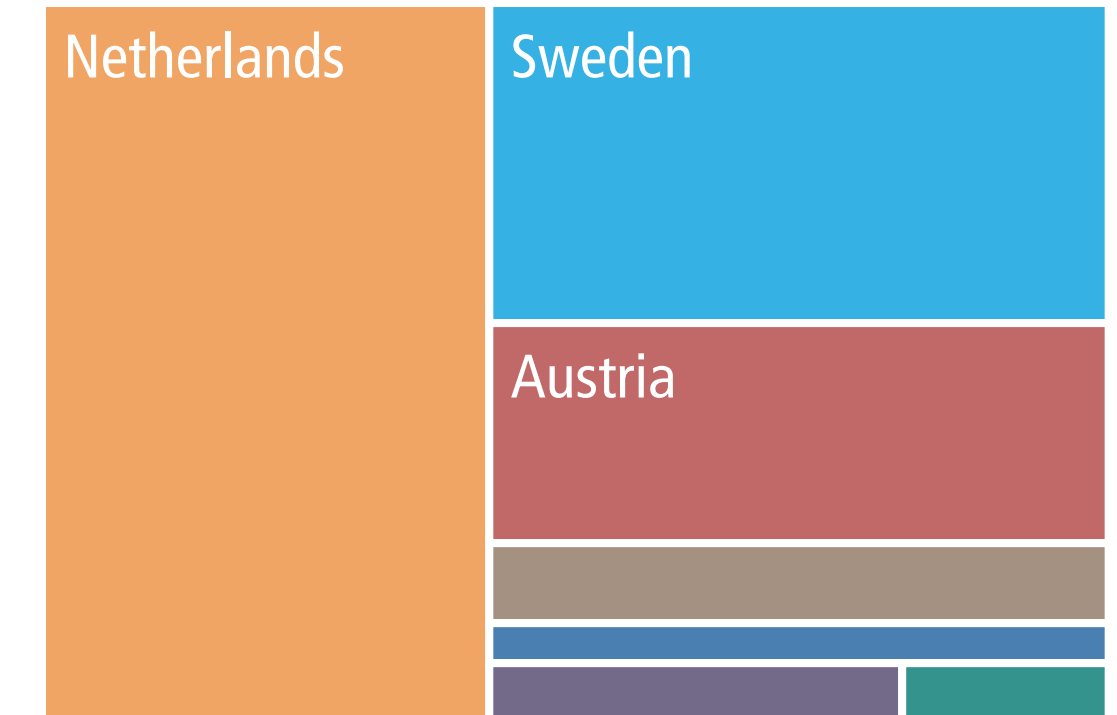
Third Rank



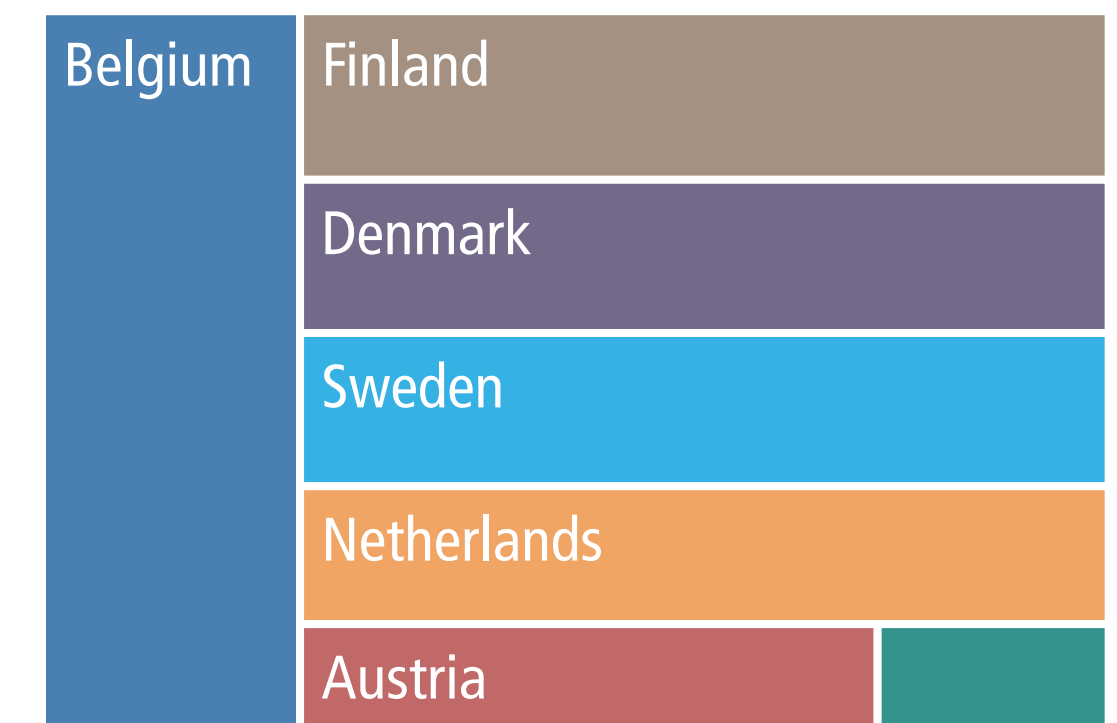
Sixth Rank




First Rank



Fourth Rank



Seventh Rank



Number of respondents: 22. Size of rectangles corresponds with respondents' respective rankings. Countries with equal values are sorted from A-Z.

# Affluent Seven Ranking by Portugal

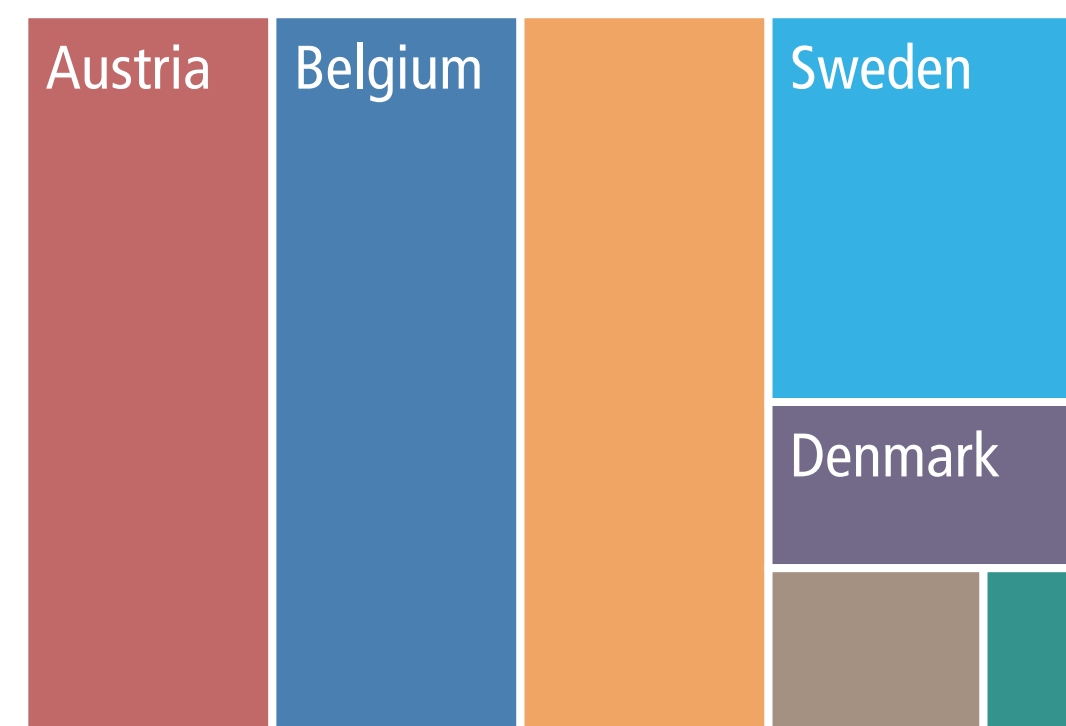
Q9

“Please rank the affluent seven EU member states according to their influence on EU fiscal policy, EU border security and migration policy, as well as EU foreign, security, and defence policy over the past two years.”


EU Big Six Founding Six	Affluent Seven Southern Seven Visegrád Four
Austria	Italy
Belgium	Latvia
Bulgaria	Lithuania
Croatia	Luxembourg
Cyprus	Malta
Czech Rep.	Netherlands
Denmark	Poland
Estonia	<b>Portugal</b>
Finland	Romania
France	Slovakia
Germany	Slovenia
Greece	Spain
Hungary	Sweden
Ireland	UK

- Influence Overview
- Big Six Fiscal Policy
- Big Six Border Security and Migration Policy
- Big Six Foreign, Security and Defence Policy
- Affluent Seven EU Policy**

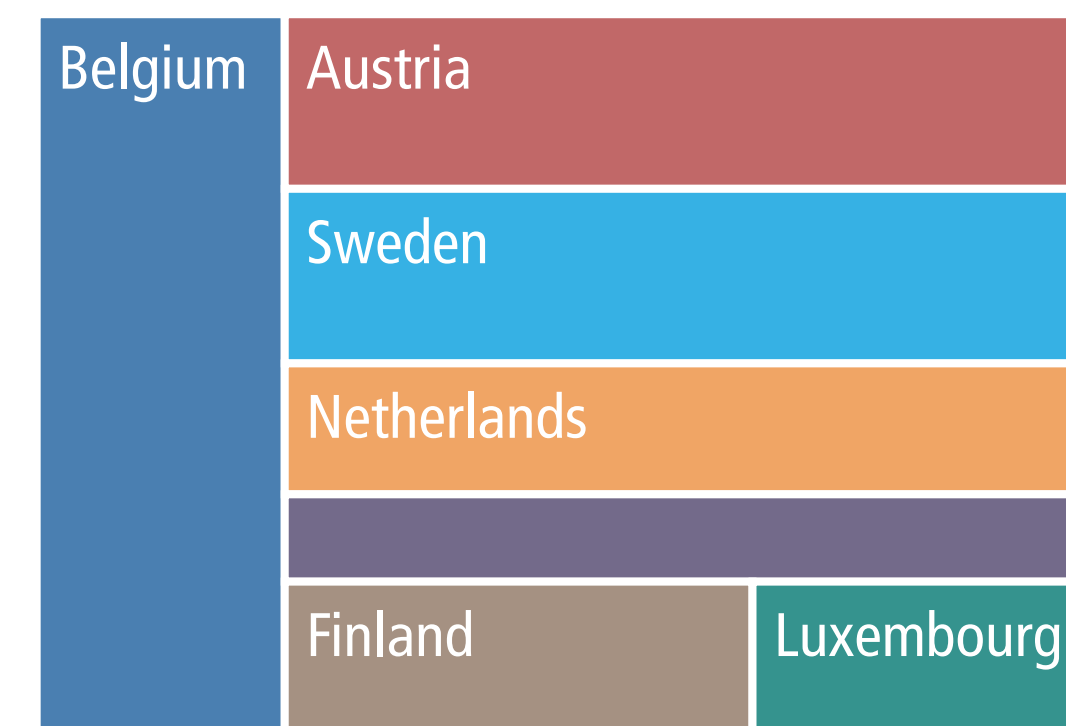
Second Rank




Fifth Rank




Third Rank




Sixth Rank




First Rank



Fourth Rank



Seventh Rank



Number of respondents: 15. Size of rectangles corresponds with respondents' respective rankings. Countries with equal values are sorted from A-Z.



# Affluent Seven Ranking by Romania

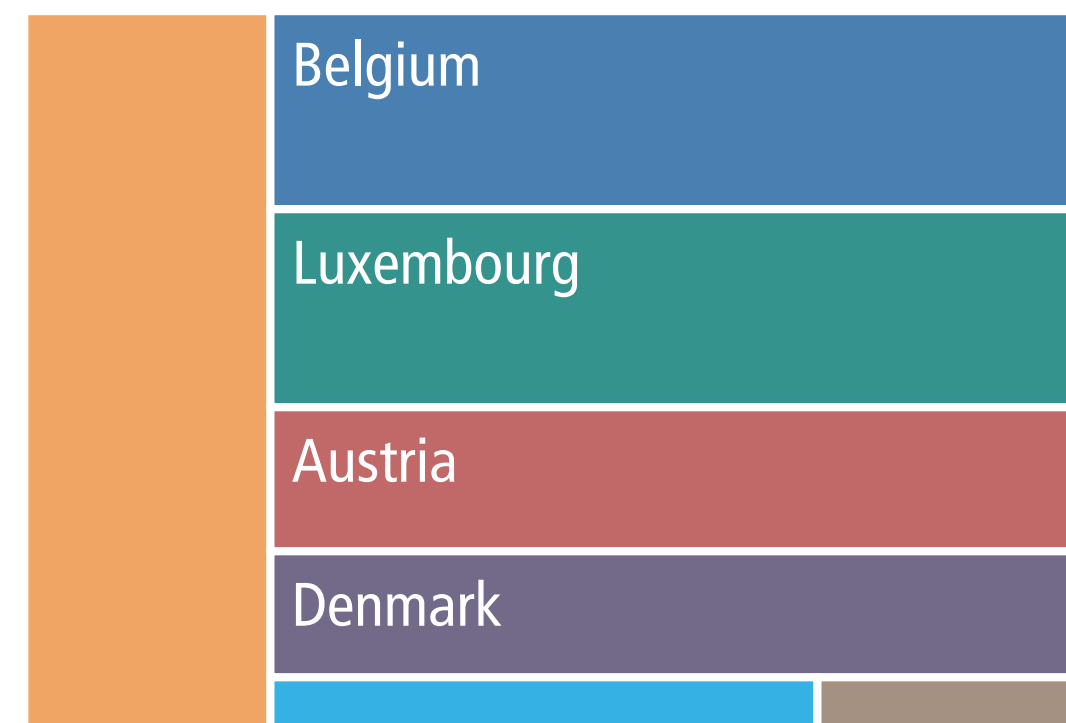
Q9

“Please rank the affluent seven EU member states according to their influence on EU fiscal policy, EU border security and migration policy, as well as EU foreign, security, and defence policy over the past two years.”

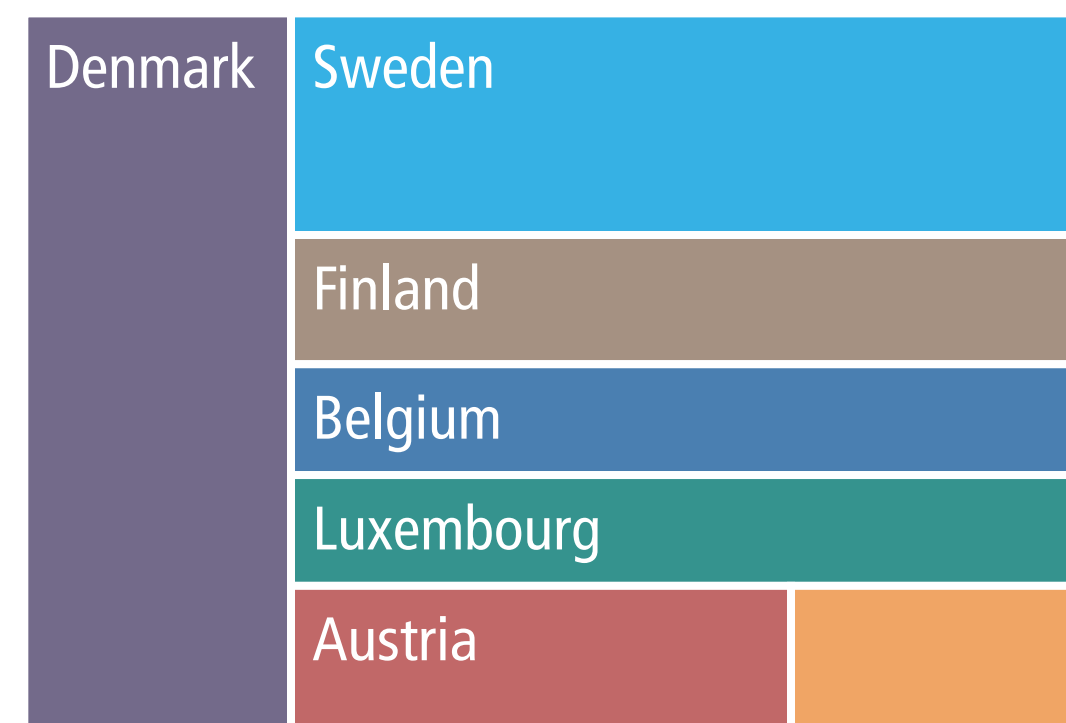
EU Big Six Founding Six	Affluent Seven Southern Seven Visegrád Four
Austria	Italy
Belgium	Latvia
Bulgaria	Lithuania
Croatia	Luxembourg
Cyprus	Malta
Czech Rep.	Netherlands
Denmark	Poland
Estonia	Portugal
Finland	<b>Romania</b>
France	Slovakia
Germany	Slovenia
Greece	Spain
Hungary	Sweden
Ireland	UK

- Influence Overview
- Big Six Fiscal Policy
- Big Six Border Security and Migration Policy
- Big Six Foreign, Security and Defence Policy
- Affluent Seven EU Policy**

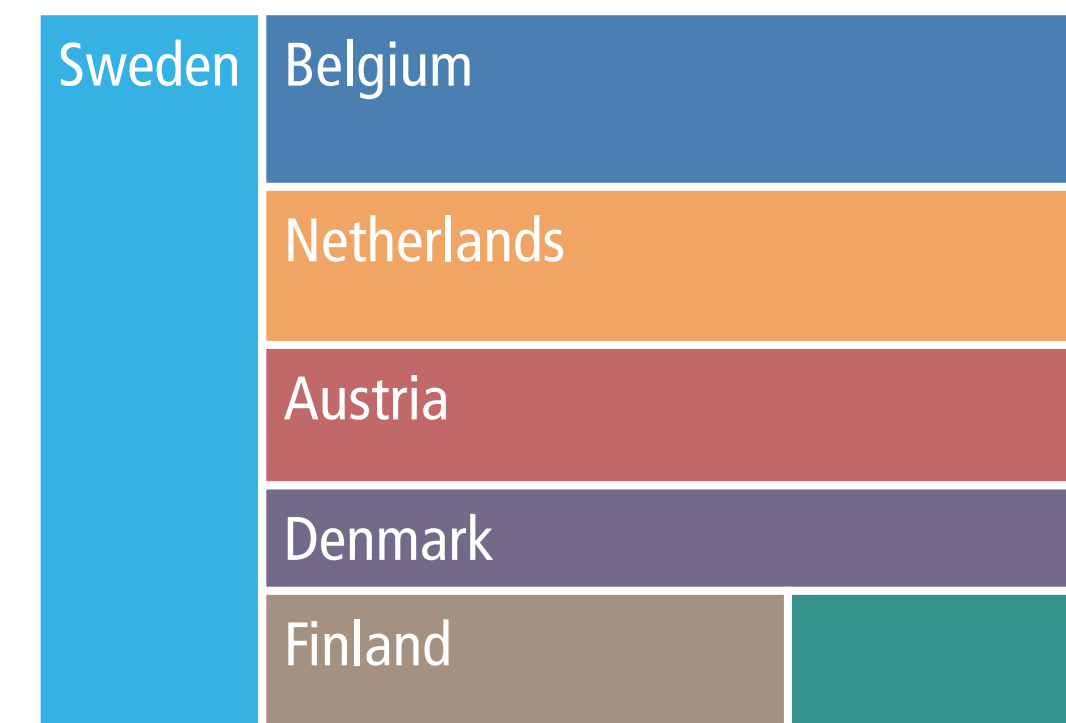
Second Rank




Fifth Rank



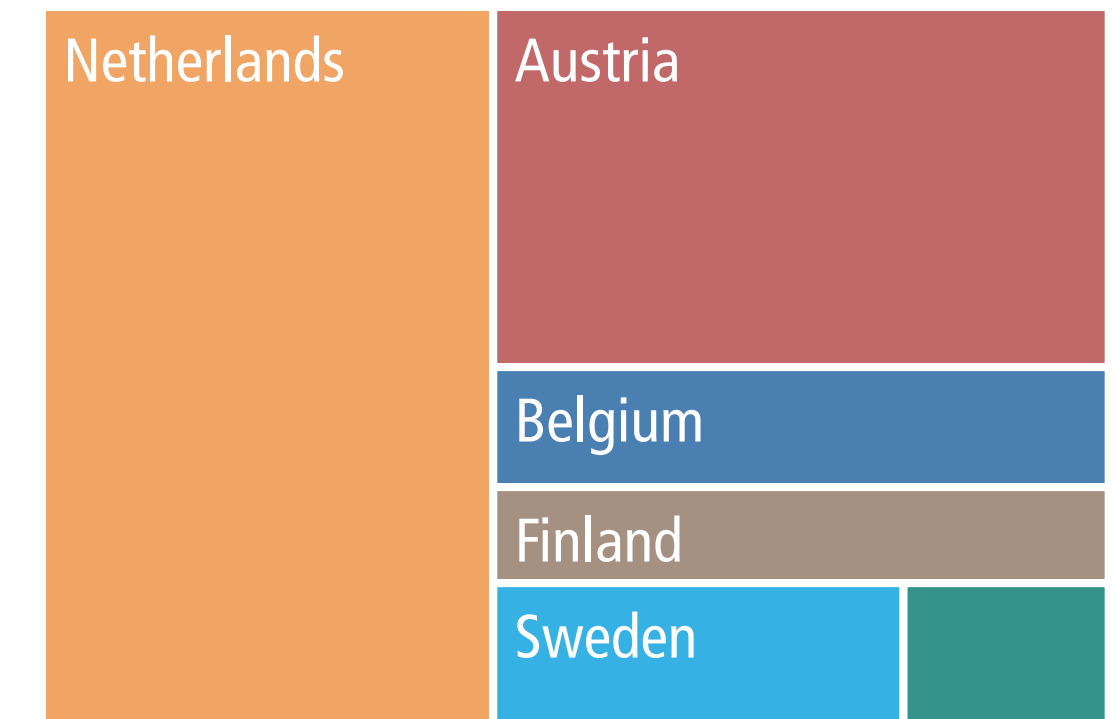
Third Rank



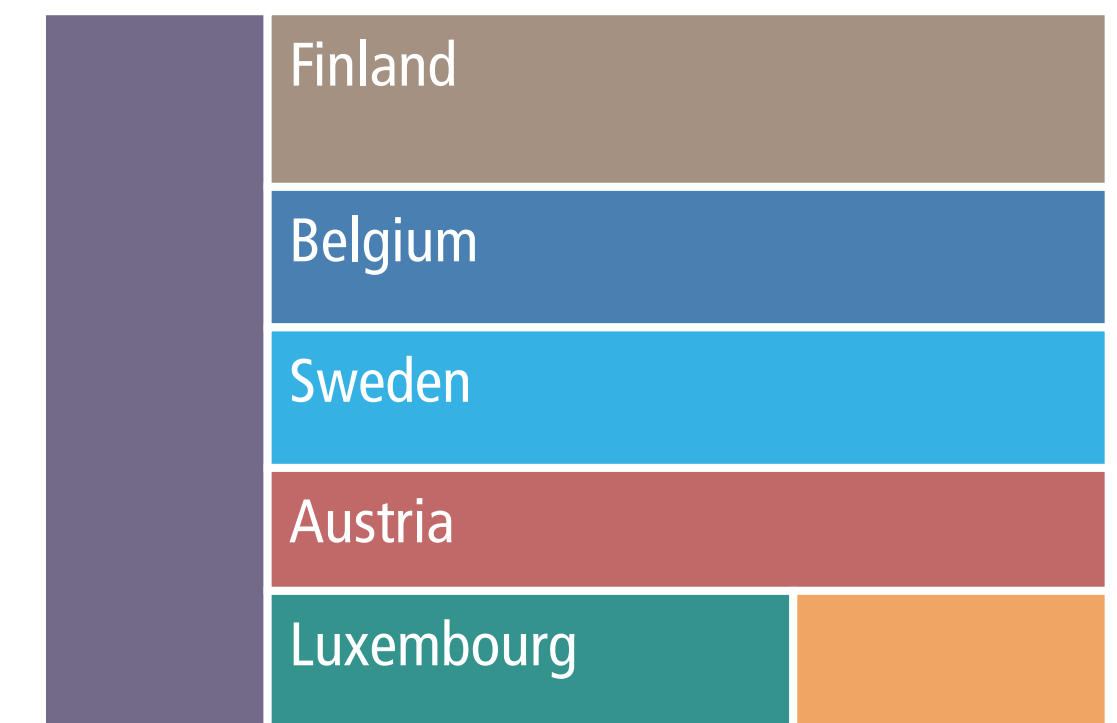
Sixth Rank




First Rank



Fourth Rank



Seventh Rank



Number of respondents: 20. Size of rectangles corresponds with respondents' respective rankings. Countries with equal values are sorted from A-Z.

# Affluent Seven Ranking by Slovakia


Q9

“Please rank the affluent seven EU member states according to their influence on EU fiscal policy, EU border security and migration policy, as well as EU foreign, security, and defence policy over the past two years.”

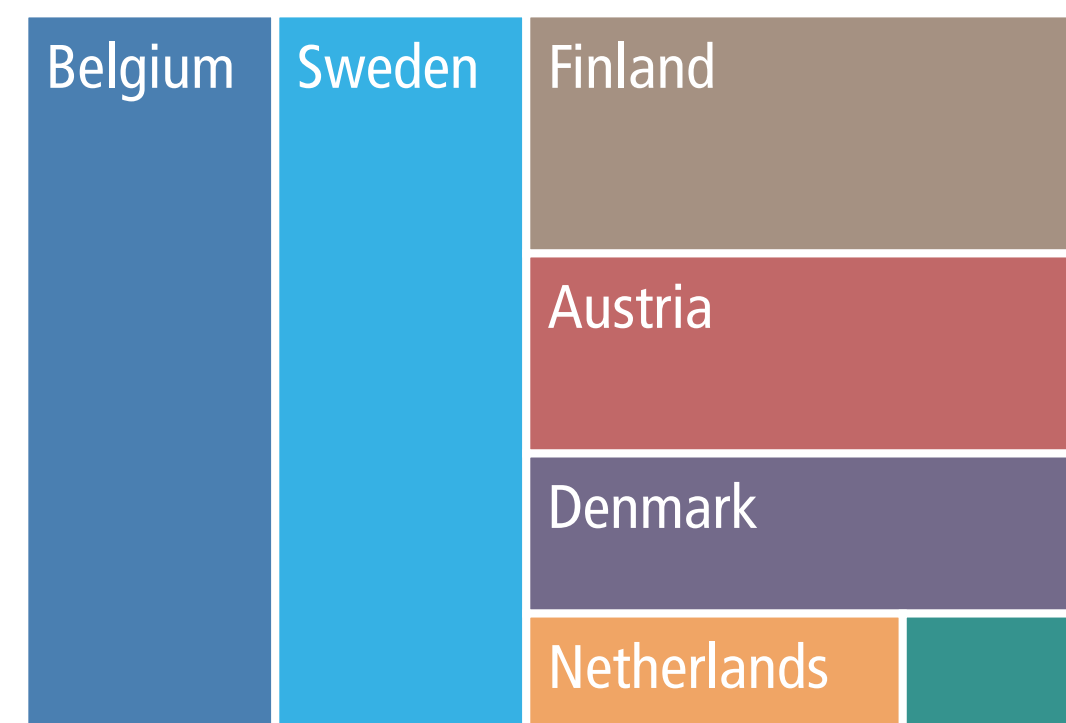
EU Big Six Founding Six	Affluent Seven Southern Seven Visegrád Four
Austria	Italy
Belgium	Latvia
Bulgaria	Lithuania
Croatia	Luxembourg
Cyprus	Malta
Czech Rep.	Netherlands
Denmark	Poland
Estonia	Portugal
Finland	Romania
France	<b>Slovakia</b>
Germany	Slovenia
Greece	Spain
Hungary	Sweden
Ireland	UK

- Influence Overview
- Big Six Fiscal Policy
- Big Six Border Security and Migration Policy
- Big Six Foreign, Security and Defence Policy
- Affluent Seven EU Policy**


Second Rank




Fifth Rank




Third Rank



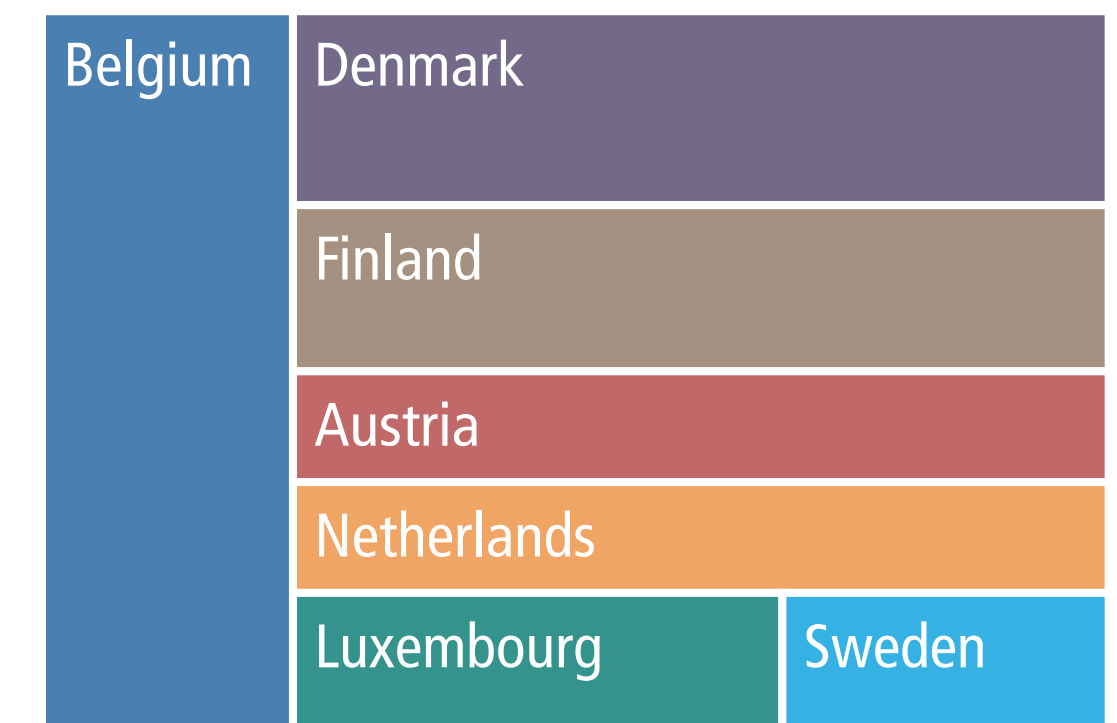
Sixth Rank




First Rank



Fourth Rank



Seventh Rank



Number of respondents: 12. Size of rectangles corresponds with respondents' respective rankings. Countries with equal values are sorted from A-Z.



# Affluent Seven Ranking by Slovenia

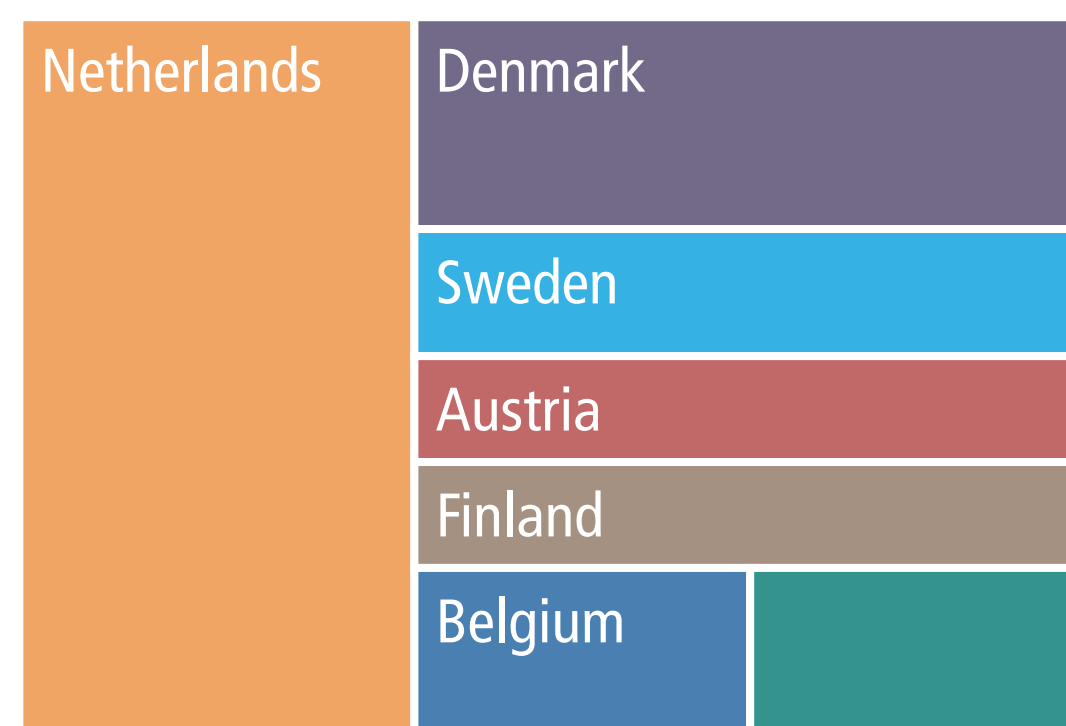
Q9

“Please rank the affluent seven EU member states according to their influence on EU fiscal policy, EU border security and migration policy, as well as EU foreign, security, and defence policy over the past two years.”


EU Big Six Founding Six	Affluent Seven Southern Seven Visegrád Four
Austria	Italy
Belgium	Latvia
Bulgaria	Lithuania
Croatia	Luxembourg
Cyprus	Malta
Czech Rep.	Netherlands
Denmark	Poland
Estonia	Portugal
Finland	Romania
France	Slovakia
Germany	<b>Slovenia</b>
Greece	Spain
Hungary	Sweden
Ireland	UK

- Influence Overview
- Big Six Fiscal Policy
- Big Six Border Security and Migration Policy
- Big Six Foreign, Security and Defence Policy
- Affluent Seven EU Policy**

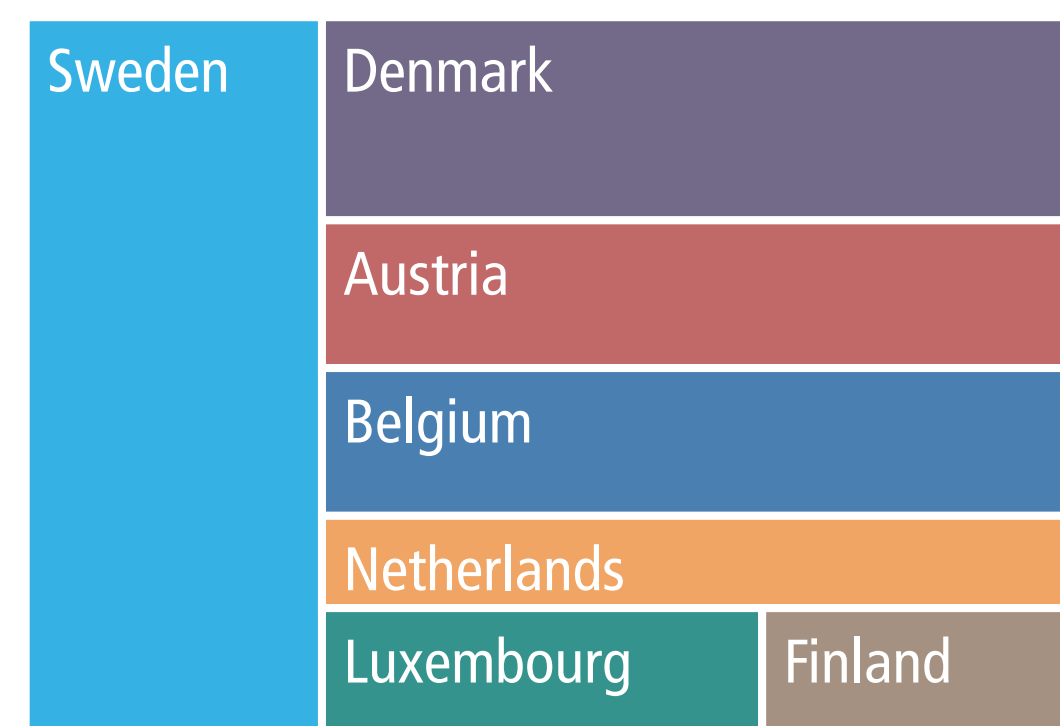
Second Rank



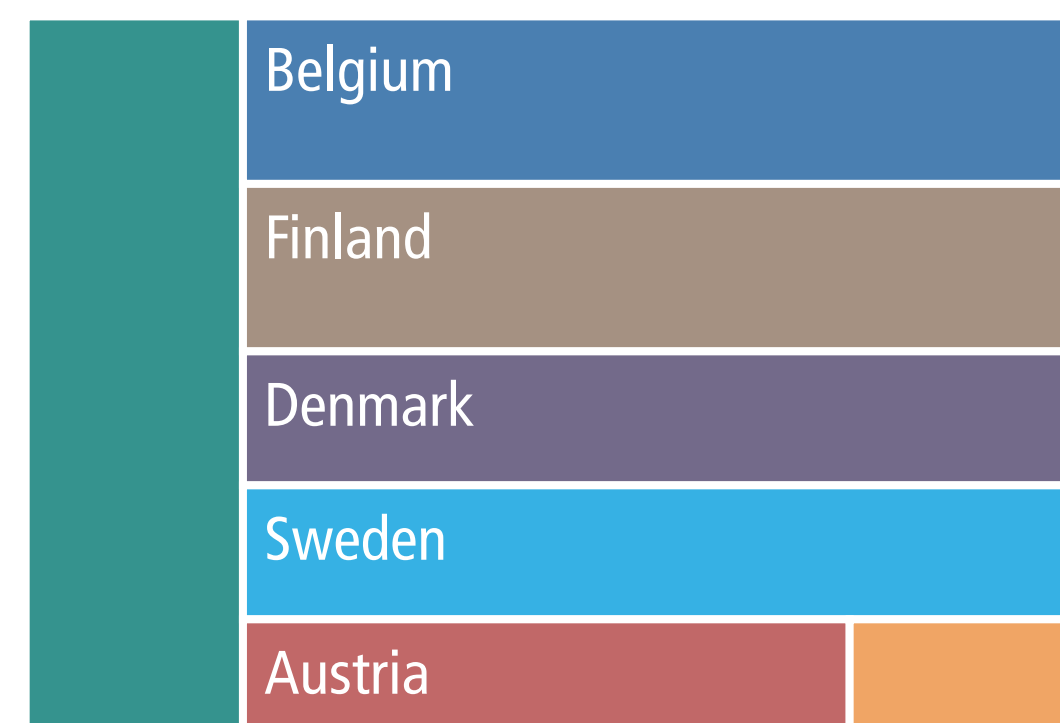
Fifth Rank



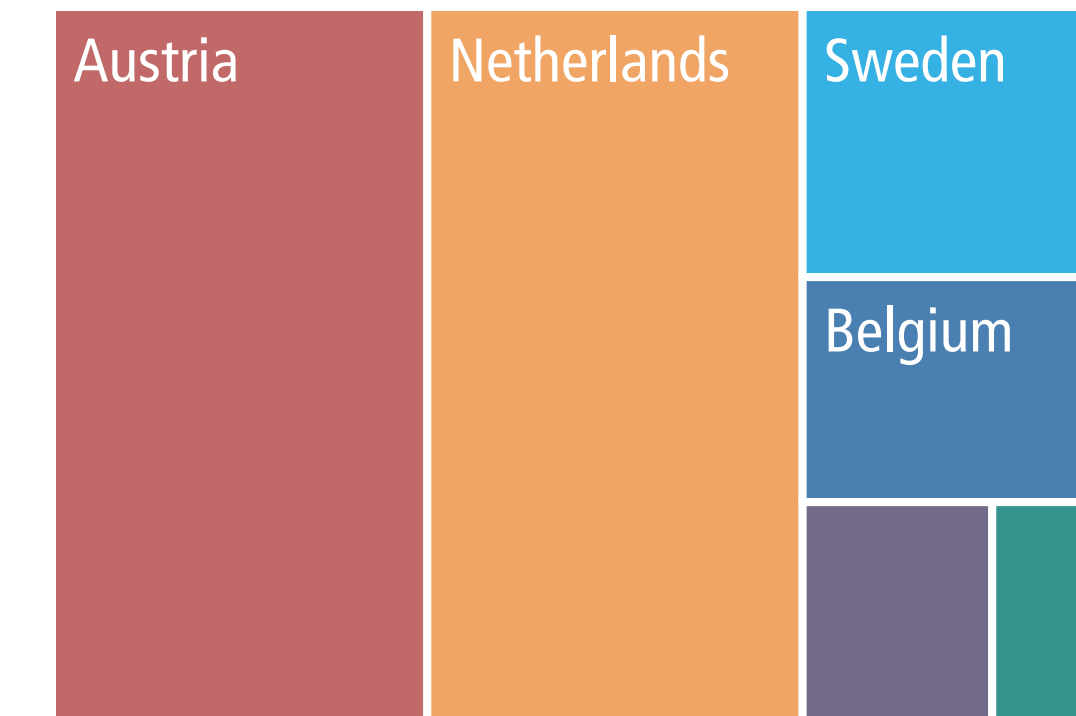
Third Rank



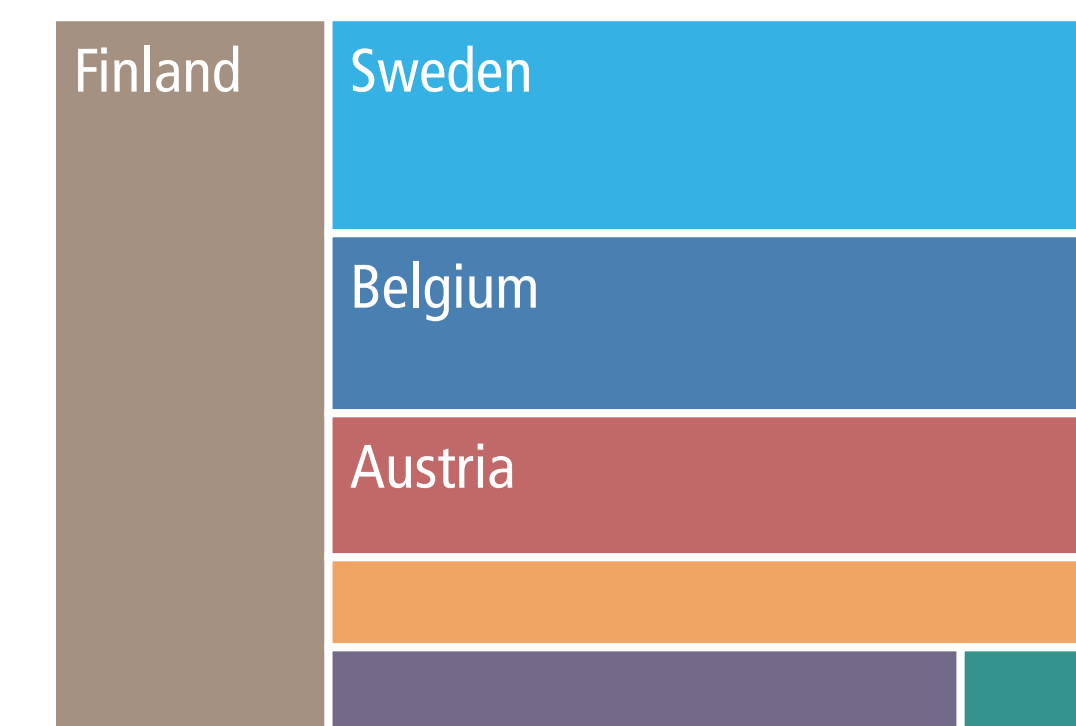
Sixth Rank




First Rank



Fourth Rank



Seventh Rank



Number of respondents: 19. Size of rectangles corresponds with respondents' respective rankings. Countries with equal values are sorted from A-Z.

# Affluent Seven Ranking by Spain

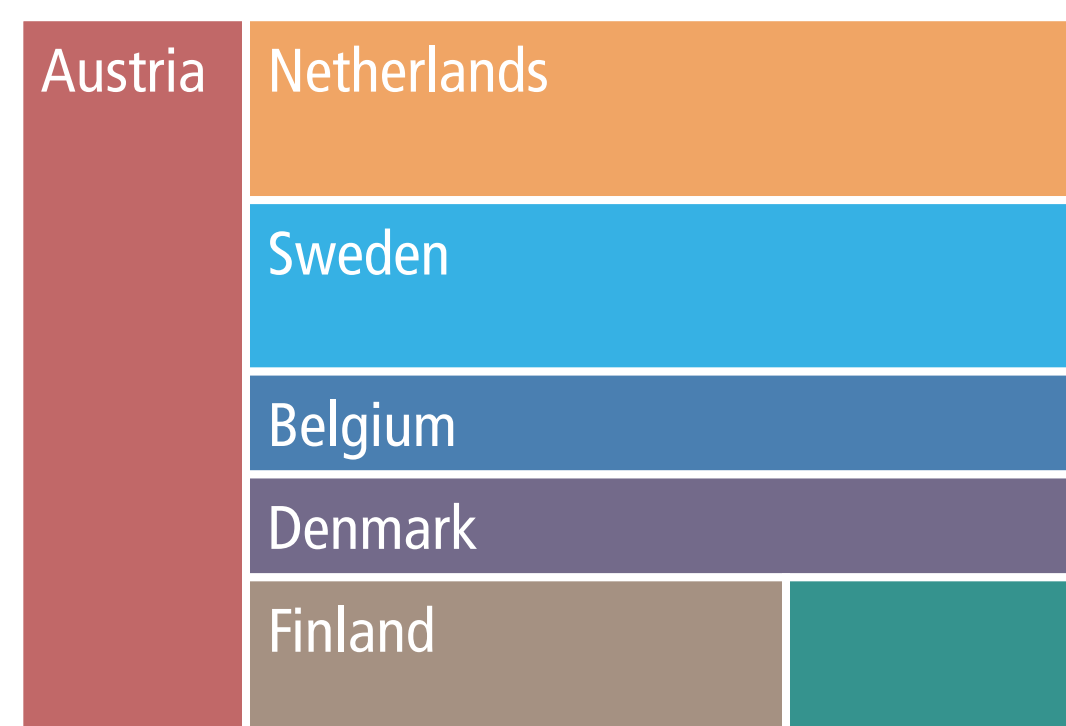
Q9

“Please rank the affluent seven EU member states according to their influence on EU fiscal policy, EU border security and migration policy, as well as EU foreign, security, and defence policy over the past two years.”


EU Big Six Founding Six	Affluent Seven Southern Seven Visegrád Four
Austria	Italy
Belgium	Latvia
Bulgaria	Lithuania
Croatia	Luxembourg
Cyprus	Malta
Czech Rep.	Netherlands
Denmark	Poland
Estonia	Portugal
Finland	Romania
France	Slovakia
Germany	Slovenia
Greece	<b>Spain</b>
Hungary	Sweden
Ireland	UK

- Influence Overview
- Big Six Fiscal Policy
- Big Six Border Security and Migration Policy
- Big Six Foreign, Security and Defence Policy
- Affluent Seven EU Policy**


Second Rank




Fifth Rank



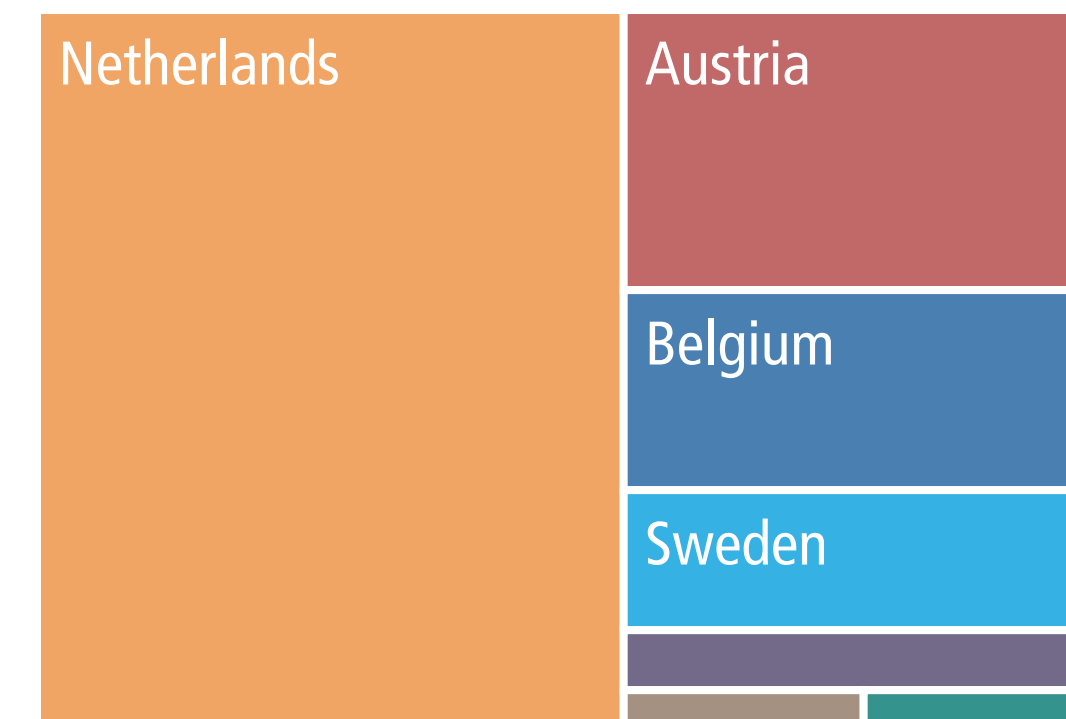
Third Rank



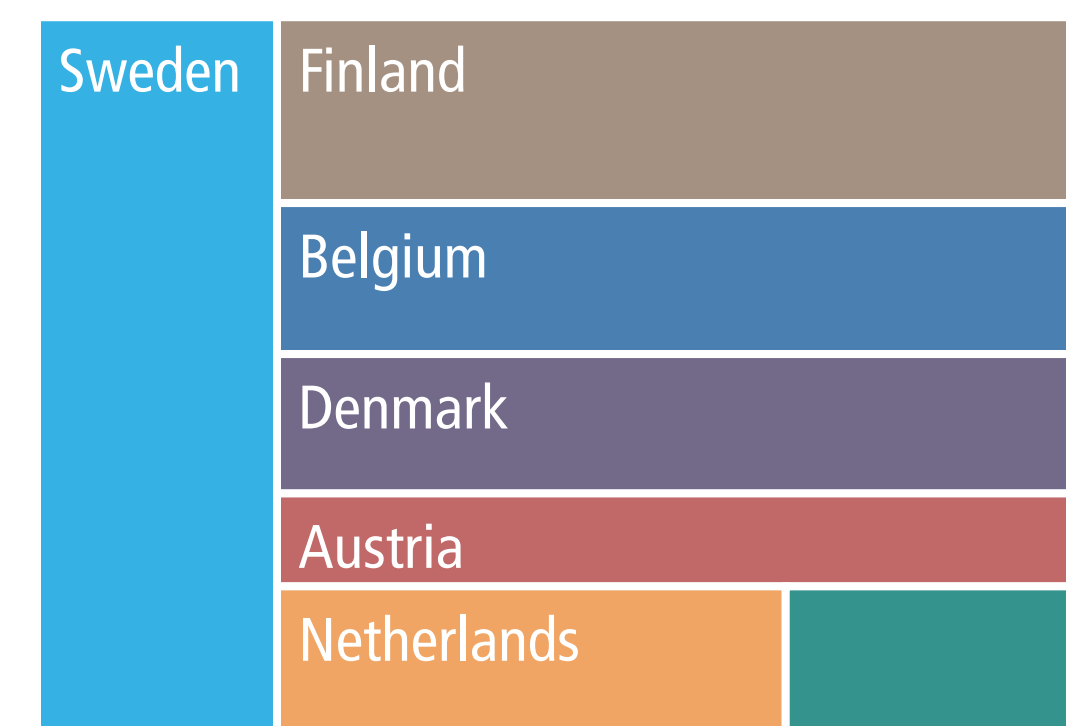
Sixth Rank




First Rank



Fourth Rank



Seventh Rank



Number of respondents: 28. Size of rectangles corresponds with respondents' respective rankings. Countries with equal values are sorted from A-Z.



# Affluent Seven Ranking by Sweden


Q9

“Please rank the affluent seven EU member states according to their influence on EU fiscal policy, EU border security and migration policy, as well as EU foreign, security, and defence policy over the past two years.”

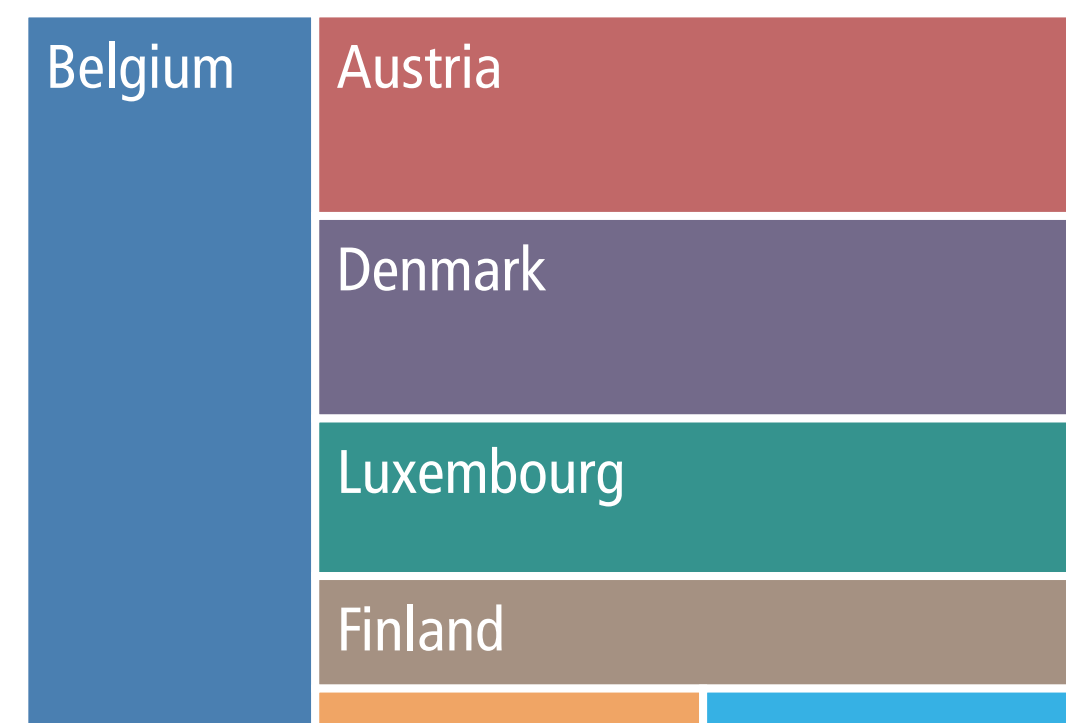
EU Big Six Founding Six	Affluent Seven Southern Seven Visegrád Four
Austria	Italy
Belgium	Latvia
Bulgaria	Lithuania
Croatia	Luxembourg
Cyprus	Malta
Czech Rep.	Netherlands
Denmark	Poland
Estonia	Portugal
Finland	Romania
France	Slovakia
Germany	Slovenia
Greece	Spain
Hungary	<b>Sweden</b>
Ireland	UK

- Influence Overview
- Big Six Fiscal Policy
- Big Six Border Security and Migration Policy
- Big Six Foreign, Security and Defence Policy
- Affluent Seven EU Policy**

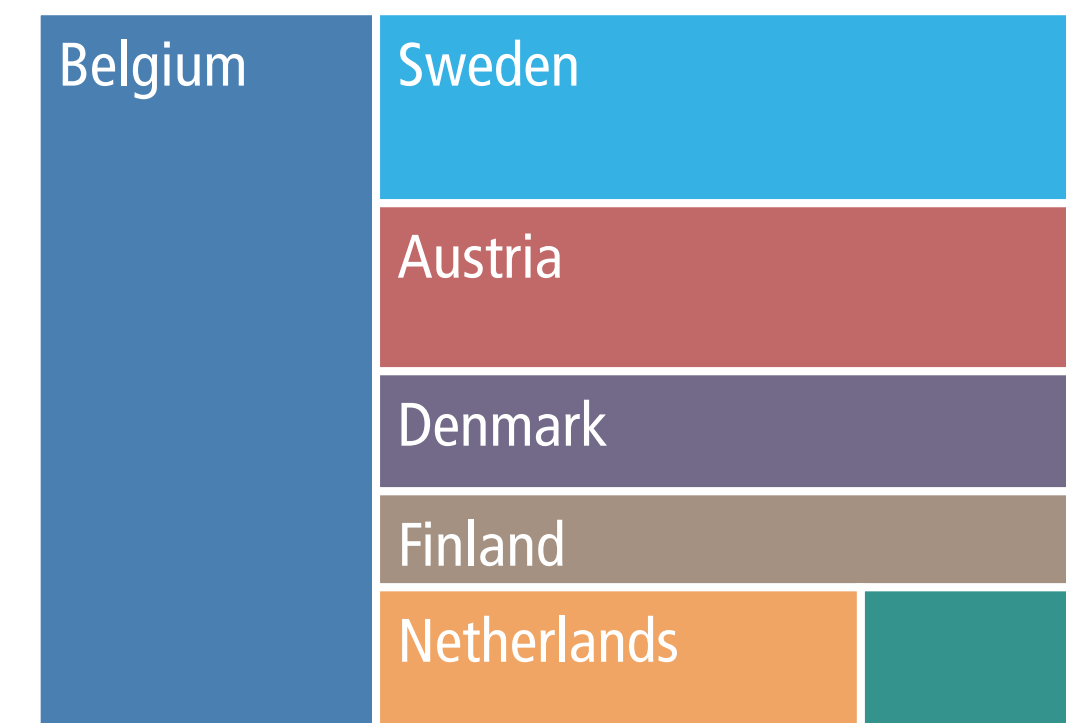
Second Rank



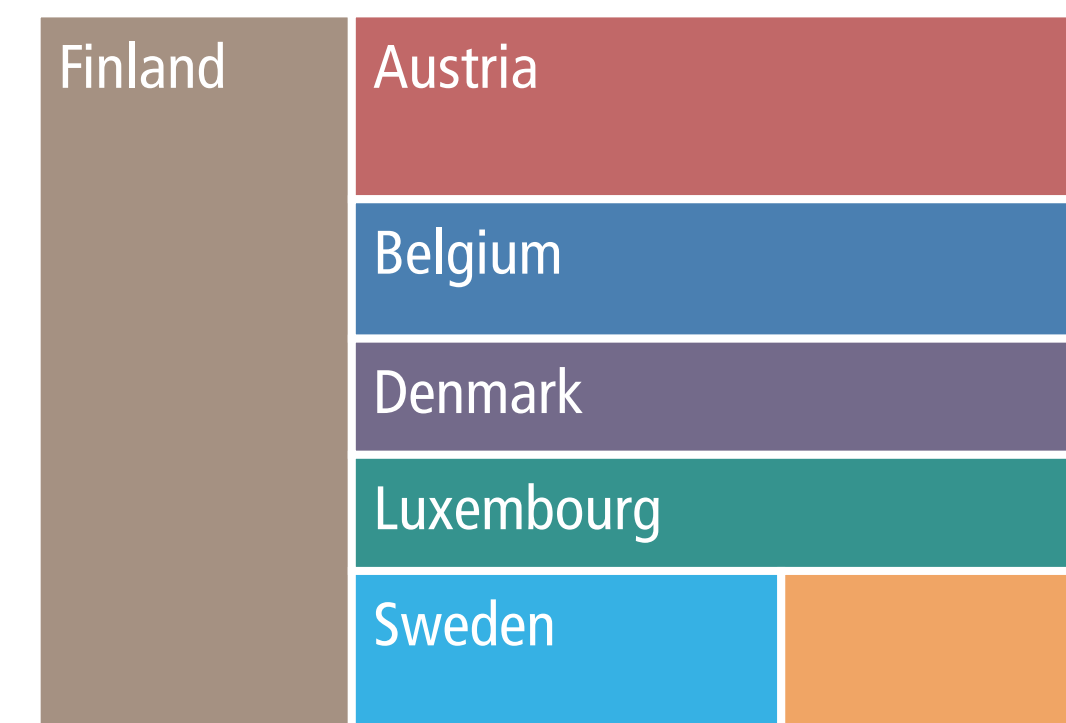
Fifth Rank



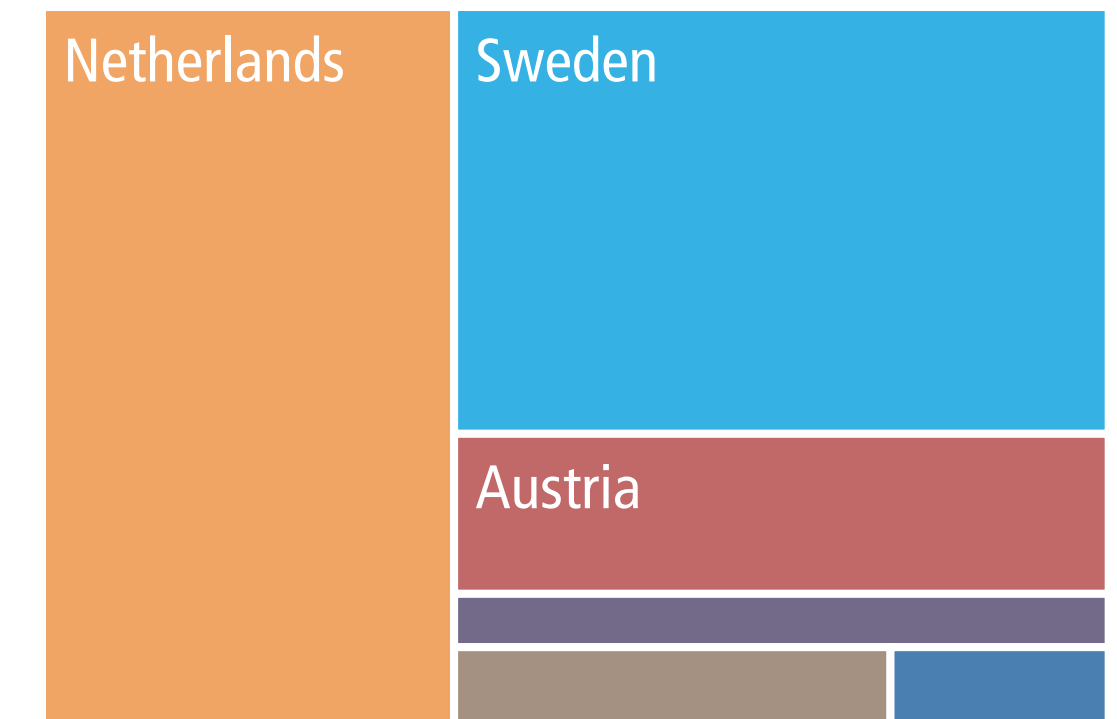
Third Rank




Sixth Rank



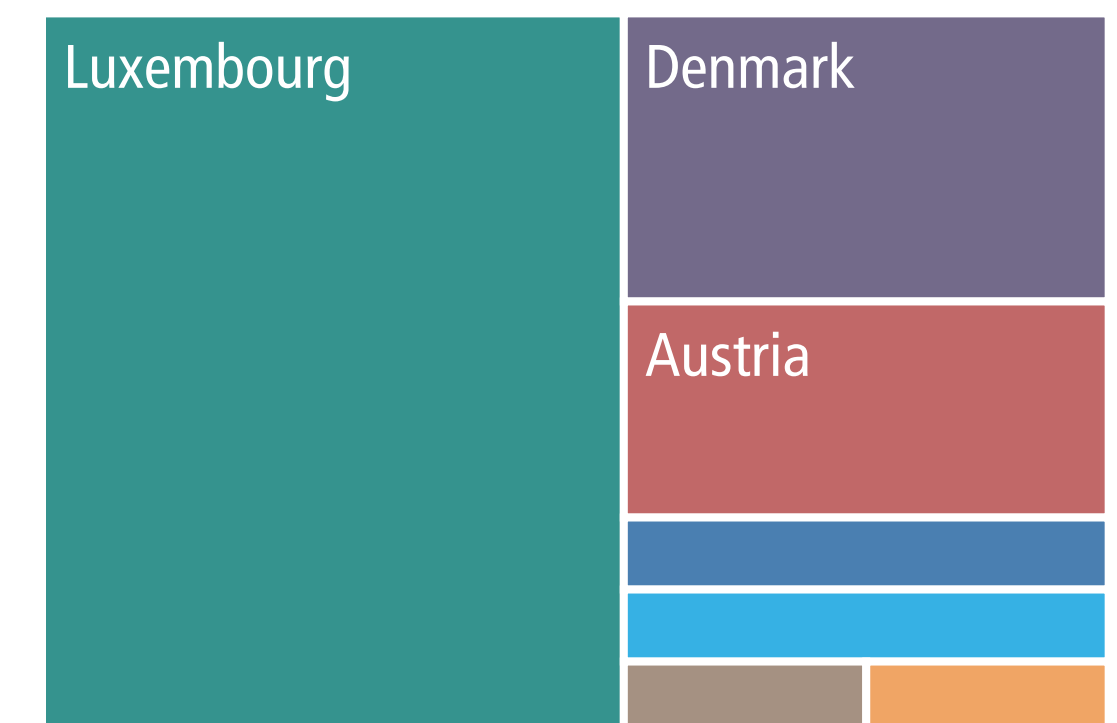
First Rank



Fourth Rank



Seventh Rank



Number of respondents: 16. Size of rectangles corresponds with respondents' respective rankings. Countries with equal values are sorted from A-Z.

# Affluent Seven Ranking by UK

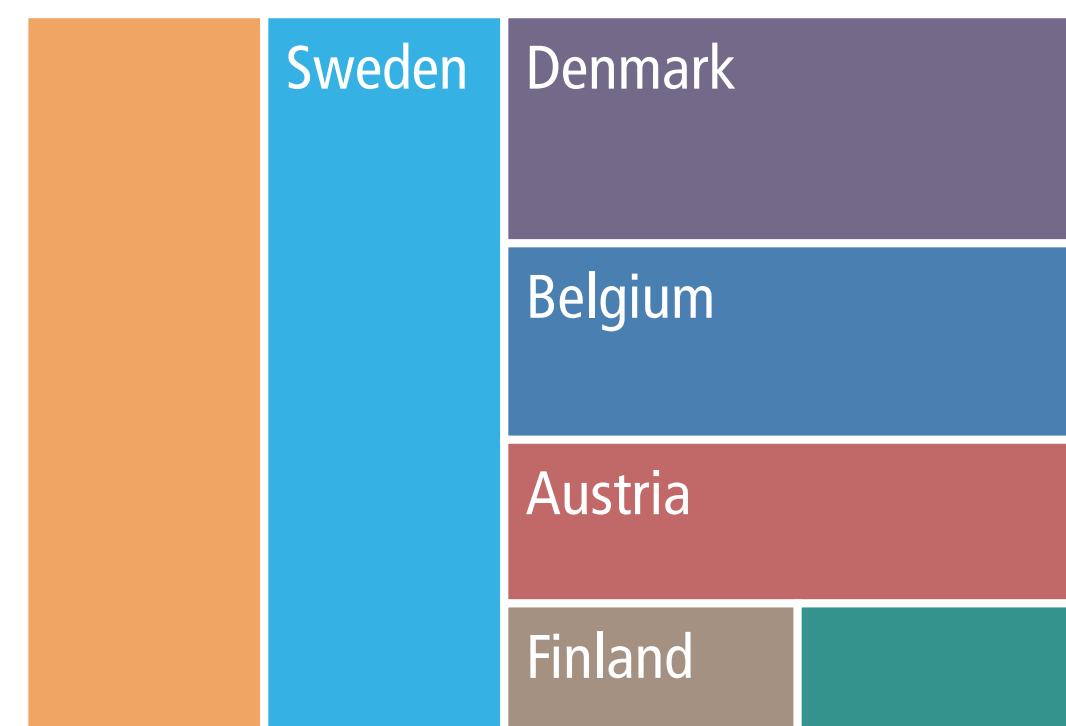
Q9

“Please rank the affluent seven EU member states according to their influence on EU fiscal policy, EU border security and migration policy, as well as EU foreign, security, and defence policy over the past two years.”


EU Big Six Founding Six	Affluent Seven Southern Seven Visegrád Four
Austria	Italy
Belgium	Latvia
Bulgaria	Lithuania
Croatia	Luxembourg
Cyprus	Malta
Czech Rep.	Netherlands
Denmark	Poland
Estonia	Portugal
Finland	Romania
France	Slovakia
Germany	Slovenia
Greece	Spain
Hungary	Sweden
Ireland	UK

- Influence Overview
- Big Six Fiscal Policy
- Big Six Border Security and Migration Policy
- Big Six Foreign, Security and Defence Policy
- Affluent Seven EU Policy**


Second Rank




Fifth Rank



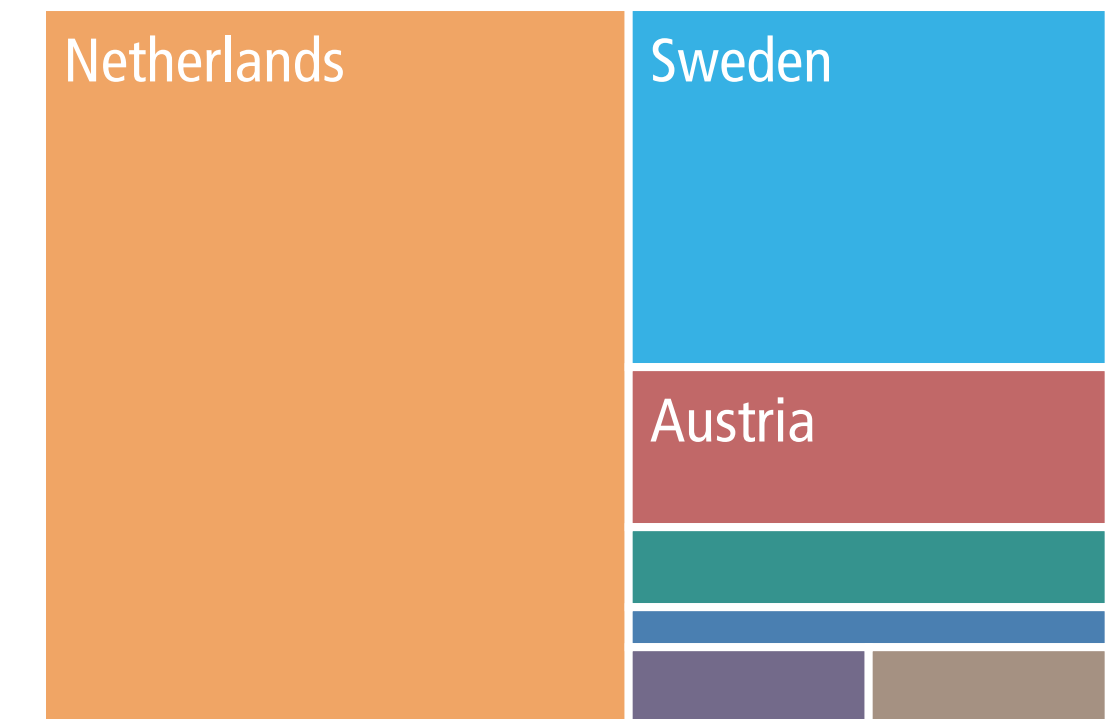
Third Rank



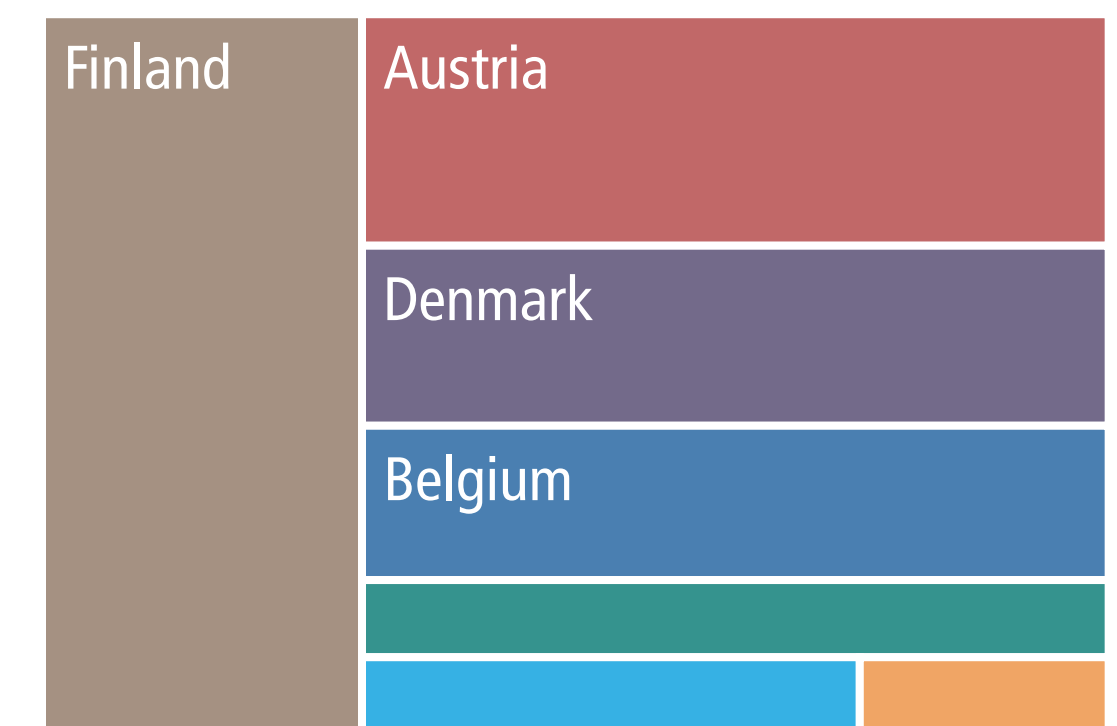
Sixth Rank




First Rank



Fourth Rank



Seventh Rank



Number of respondents: 16. Size of rectangles corresponds with respondents' respective rankings. Countries with equal values are sorted from A-Z.



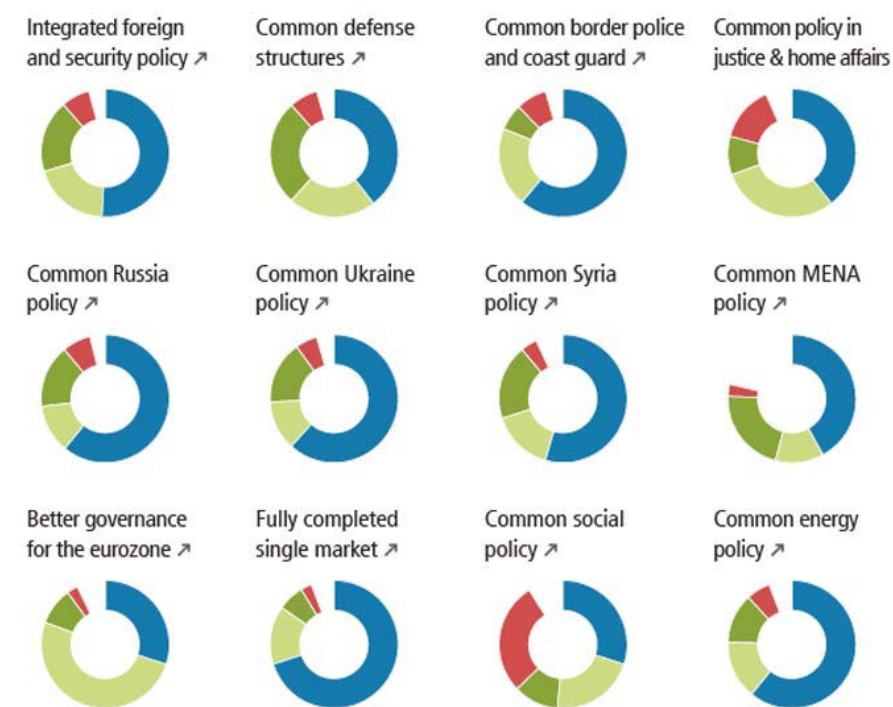
# Views on Coalitions

## Q10

N=566

### Preferred Actor Level

“Which level of decision-making would your government prefer for the following list of European policy projects?”

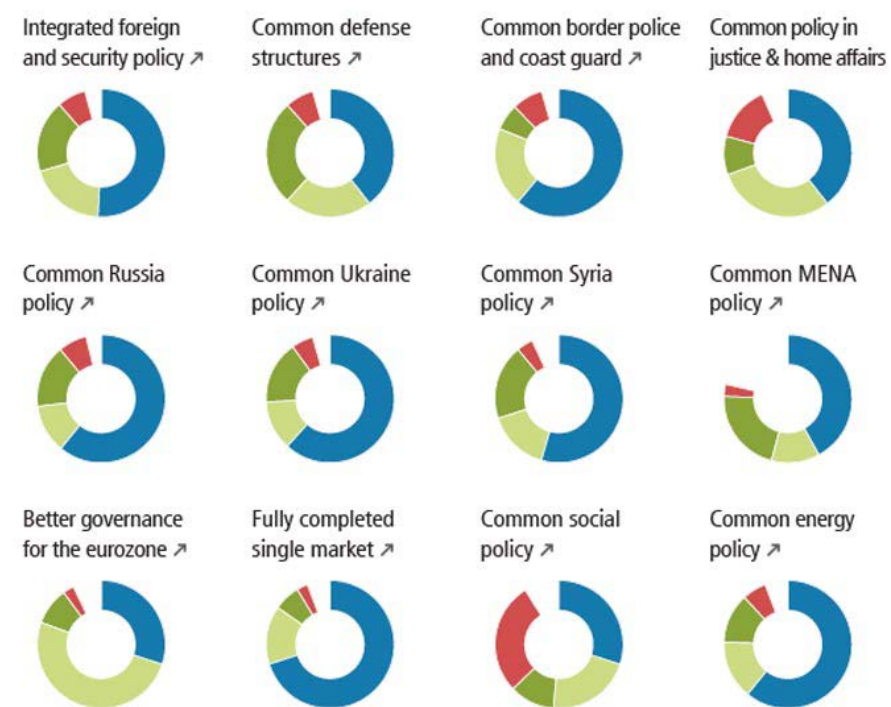


## Q11

N=10.885

### Preferred Actor Level (Public View)

“In the EU, who should mainly be responsible for the following policy projects?”

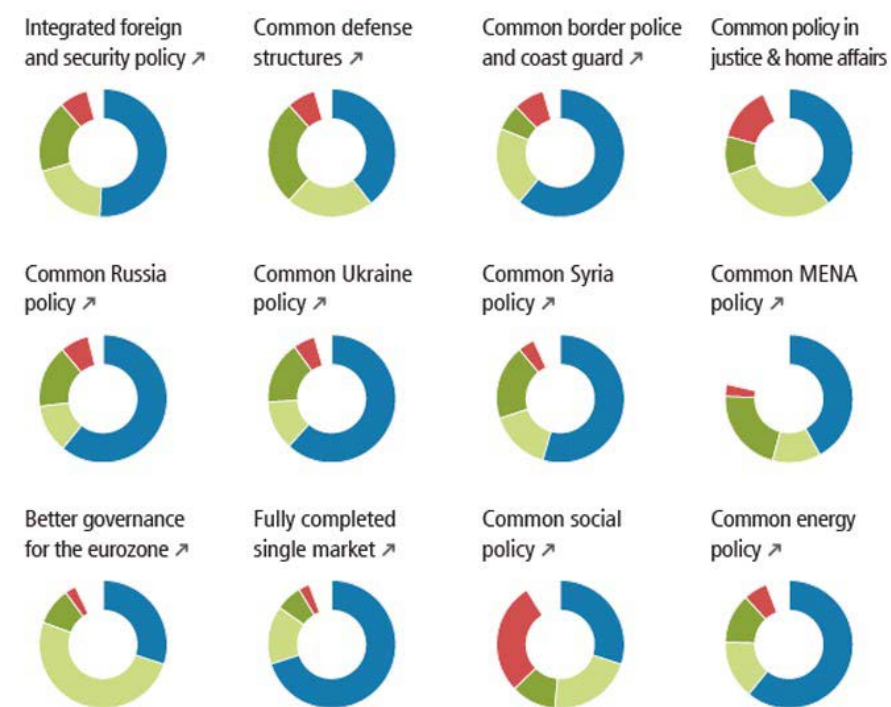


## Q12

N=548

### Priorities and Favoured Partners

“What policy projects have the highest priority for your country's government? Which countries are favoured partners for cooperating on these priorities?”



# Preferred Actor Level Votes total EU

## Q10

“Which level of decision-making would your government prefer for the following list of European policy projects?”



All EU member states:  
56% of votes



Treaty based group of countries:  
19% of votes



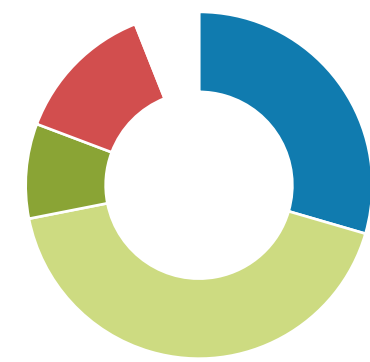
Informal group of countries:  
11% of votes



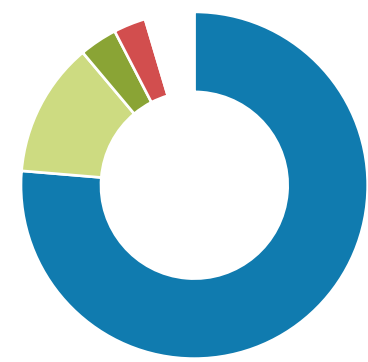
Only national level:  
8% of votes

Countries	Policies
EU	Affluent Seven
Big Six	Southern Seven
Founding Six	Visegrád Four
Austria	Italy
Belgium	Latvia
Bulgaria	Lithuania
Croatia	Luxembourg
Cyprus	Malta
Czech Rep.	Netherlands
Denmark	Poland
Estonia	Portugal
Finland	Romania
France	Slovakia
Germany	Slovenia
Greece	Spain
Hungary	Sweden
Ireland	UK

Single fiscal policy & Eurozone govern. ↗



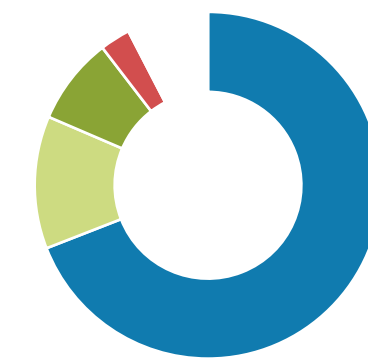
Fully completed single market ↗



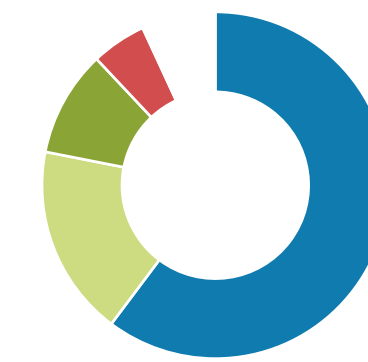
Common social policy ↗



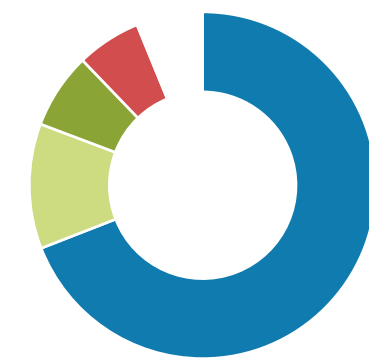
Common digital policy ↗



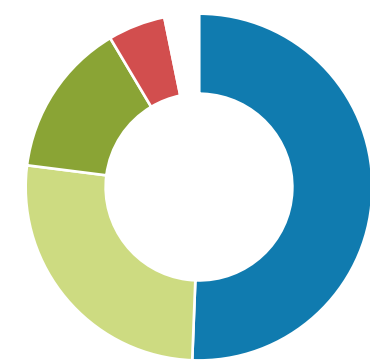
Common energy policy ↗



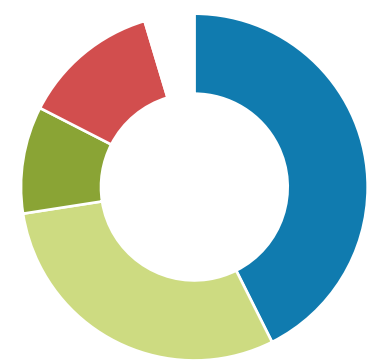
Single climate policy ↗



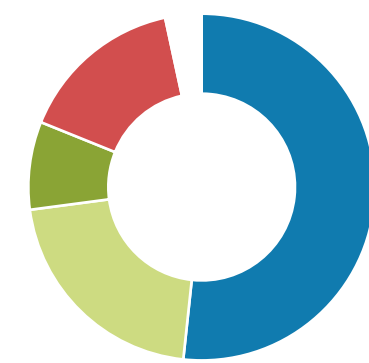
Integrated foreign & security policy ↗



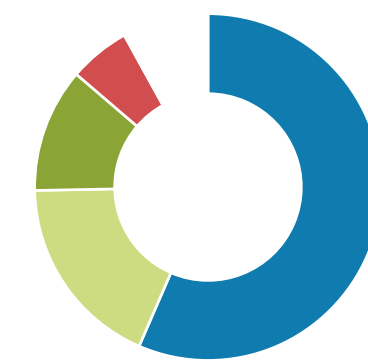
Common policy in justice & home affairs ↗



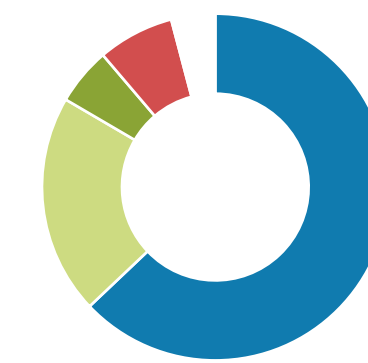
Common immigration and asylum policy ↗



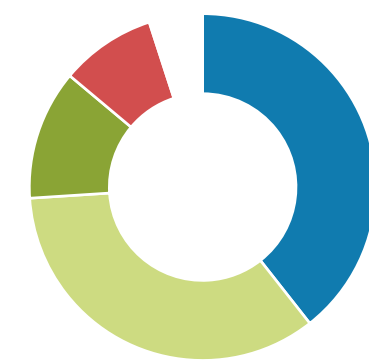
Common development assistance policy ↗



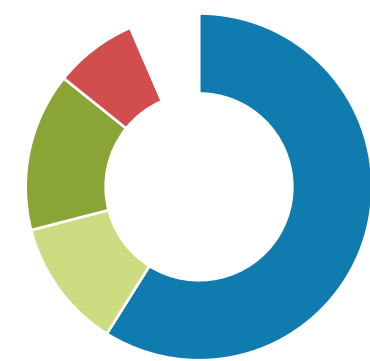
Common border police and coast guard ↗



Common defence structures ↗



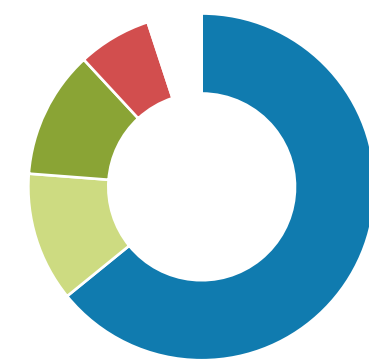
Common China policy ↗



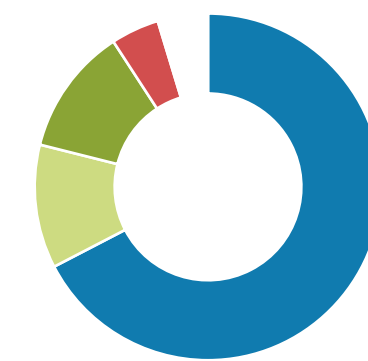
Common USA policy ↗



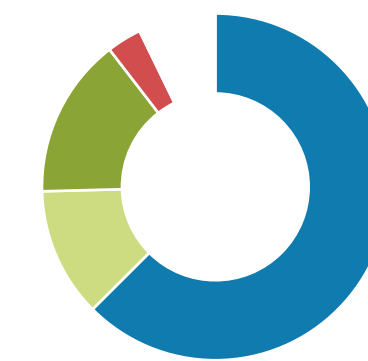
Common Russia policy ↗



Common Ukraine policy ↗



Common Syria policy ↗



Common MENA policy ↗



Policies & Partners Overview

**Preferred Actor Level**

Preferred Actor Level (Public View)

Priorities and Favoured Partners

Number of respondents: 566. Share of 'Don't know' votes shown by open circles



# Preferred Actor Level Votes by Big Six

Q10

“Which level of decision-making would your government prefer for the following list of European policy projects?”



All EU member states:  
51% of votes



Treaty based group of countries:  
20% of votes



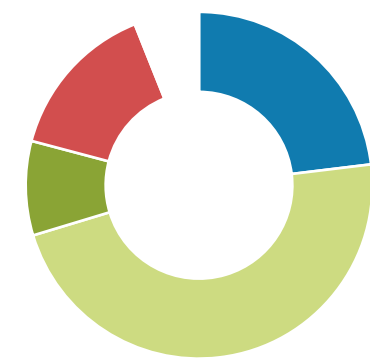
Informal group of countries:  
14% of votes



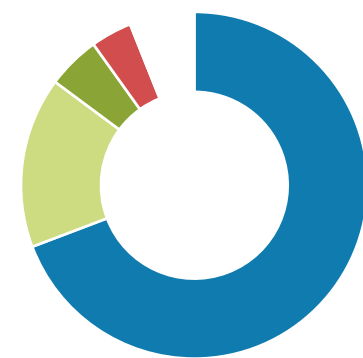
Only national level:  
10% of votes

Countries	Policies
EU	Affluent Seven
Big Six	Southern Seven
Founding Six	Visegrád Four
Austria	Italy
Belgium	Latvia
Bulgaria	Lithuania
Croatia	Luxembourg
Cyprus	Malta
Czech Rep.	Netherlands
Denmark	Poland
Estonia	Portugal
Finland	Romania
France	Slovakia
Germany	Slovenia
Greece	Spain
Hungary	Sweden
Ireland	UK

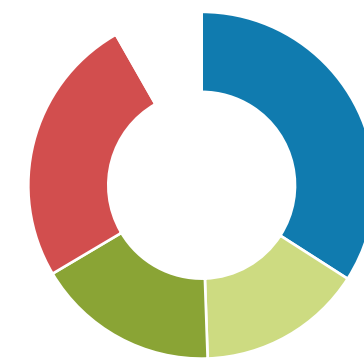
Single fiscal policy & Eurozone govern. ↗



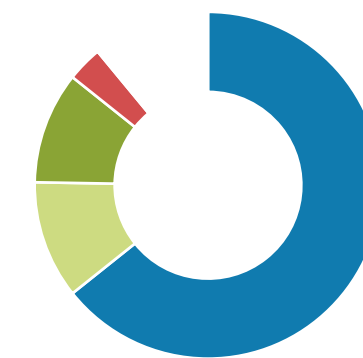
Fully completed single market ↗



Common social policy ↗



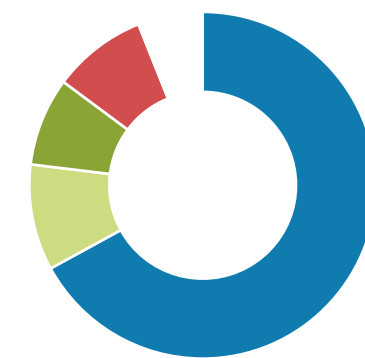
Common digital policy ↗



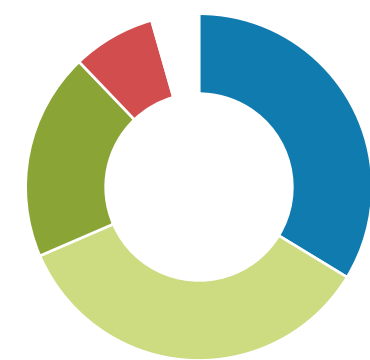
Common energy policy ↗



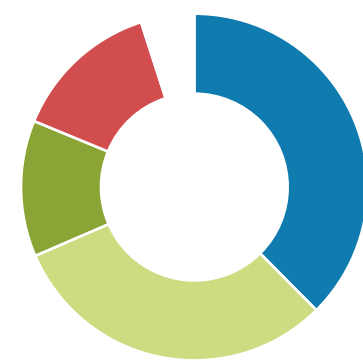
Single climate policy ↗



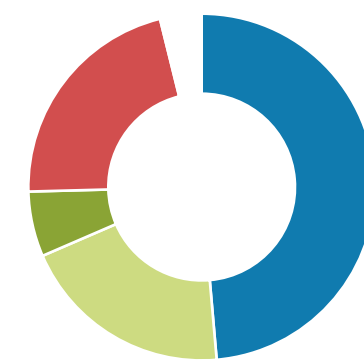
Integrated foreign & security policy ↗



Common policy in justice & home affairs ↗



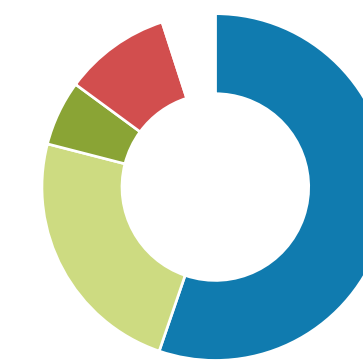
Common immigration and asylum policy ↗



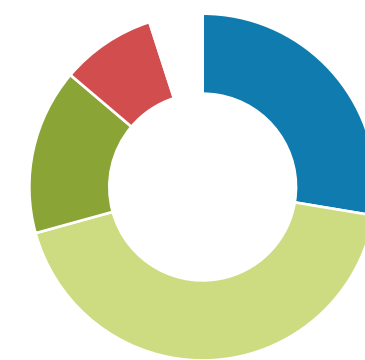
Common development assistance policy ↗



Common border police and coast guard ↗



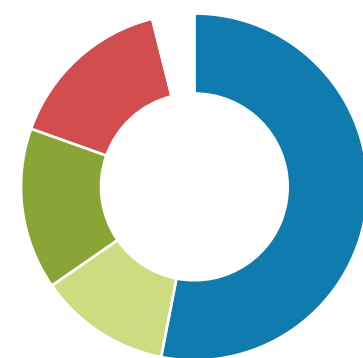
Common defence structures ↗



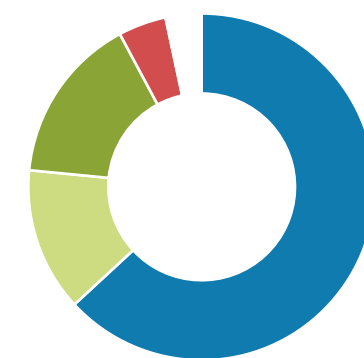
Common China policy ↗



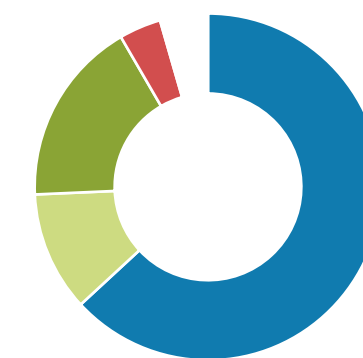
Common USA policy ↗



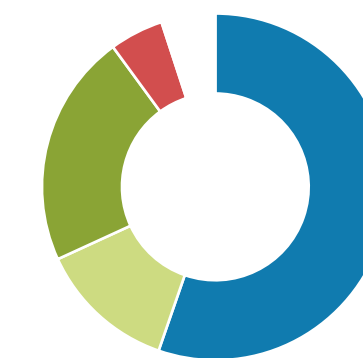
Common Russia policy ↗



Common Ukraine policy ↗



Common Syria policy ↗



Common MENA policy ↗



Policies & Partners Overview

Preferred Actor Level

Preferred Actor Level (Public View)

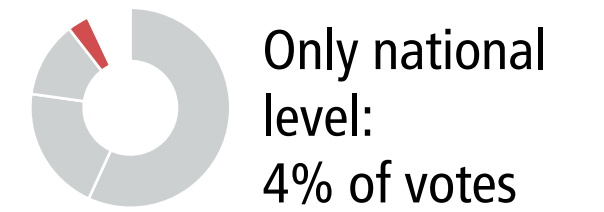
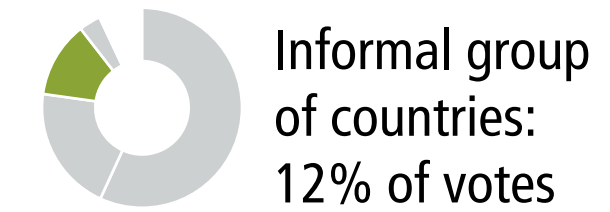
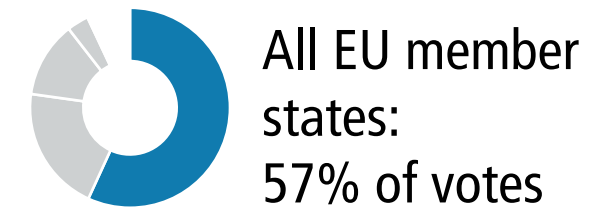
Priorities and Favoured Partners

Number of respondents: 182. Share of 'Don't know' votes shown by open circles

# Preferred Actor Level Votes by Founding Six

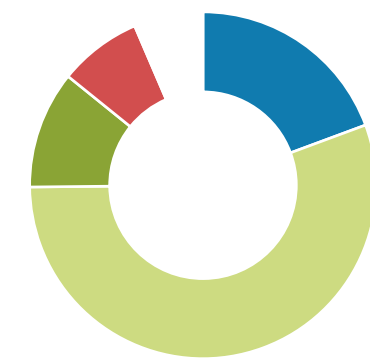
Q10

“Which level of decision-making would your government prefer for the following list of European policy projects?”

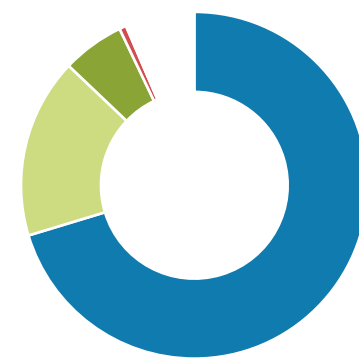


Countries	Policies
EU	Affluent Seven
Big Six	Southern Seven
Founding Six	Visegrád Four
Austria	Italy
Belgium	Latvia
Bulgaria	Lithuania
Croatia	Luxembourg
Cyprus	Malta
Czech Rep.	Netherlands
Denmark	Poland
Estonia	Portugal
Finland	Romania
France	Slovakia
Germany	Slovenia
Greece	Spain
Hungary	Sweden
Ireland	UK

Single fiscal policy & Eurozone govern. ↗



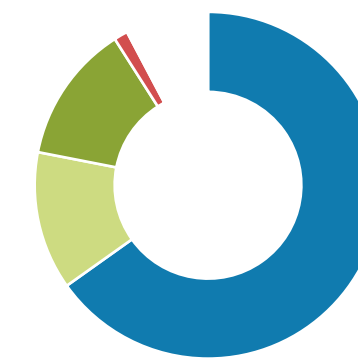
Fully completed single market ↗



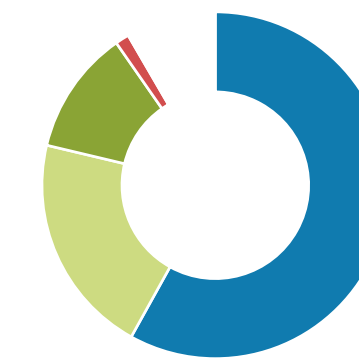
Common social policy ↗



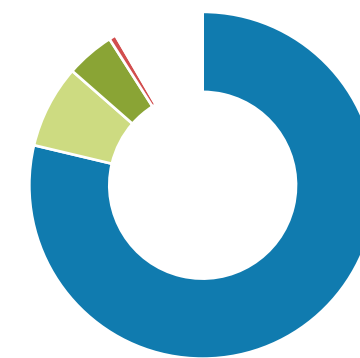
Common digital policy ↗



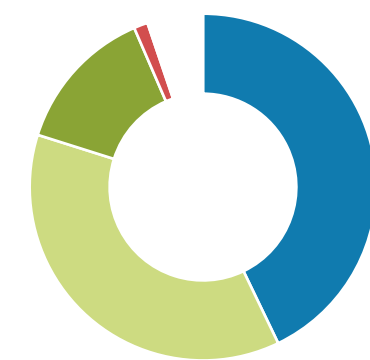
Common energy policy ↗



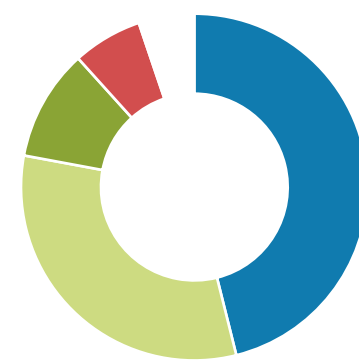
Single climate policy ↗



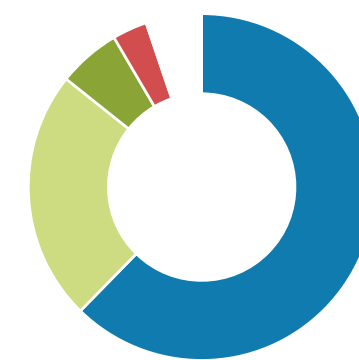
Integrated foreign & security policy ↗



Common policy in justice & home affairs ↗



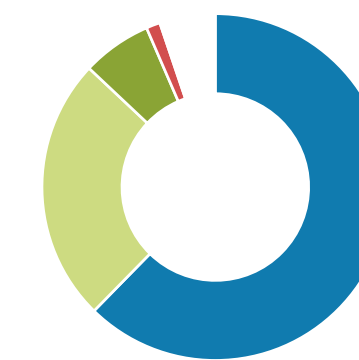
Common immigration and asylum policy ↗



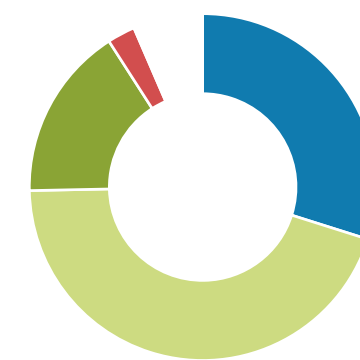
Common development assistance policy ↗



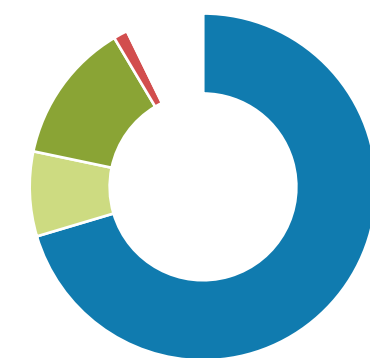
Common border police and coast guard ↗



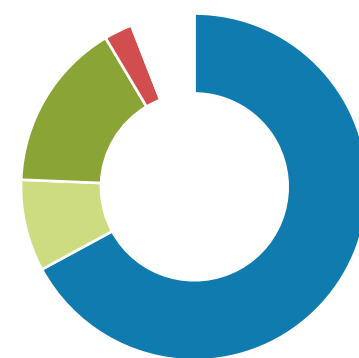
Common defence structures ↗



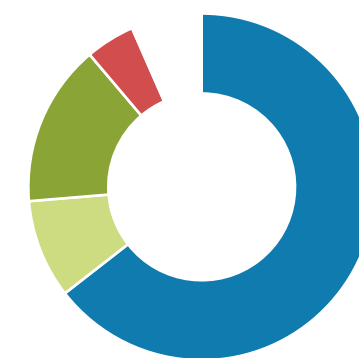
Common China policy ↗



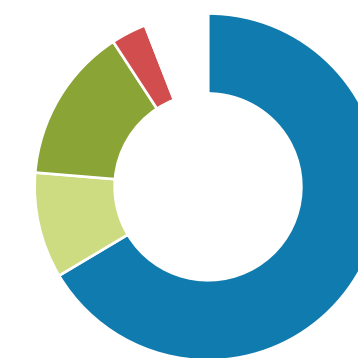
Common USA policy ↗



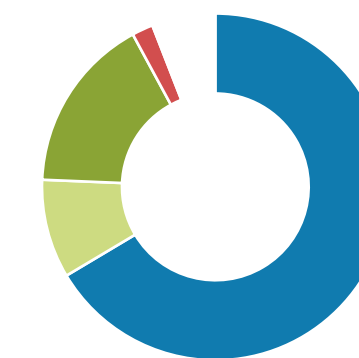
Common Russia policy ↗



Common Ukraine policy ↗



Common Syria policy ↗



Common MENA policy ↗



Policies & Partners Overview

Preferred Actor Level

Preferred Actor Level (Public View)

Priorities and Favoured Partners

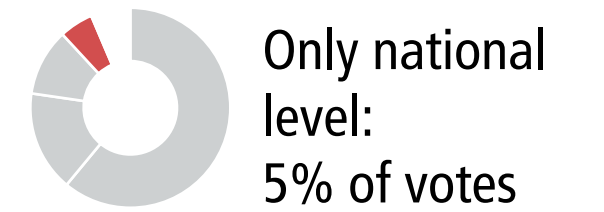
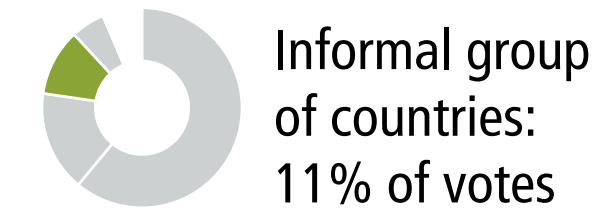
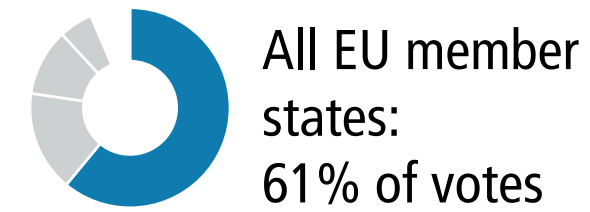
Number of respondents: 155. Share of 'Don't know' votes shown by open circles



# Preferred Actor Level Votes by Affluent Seven

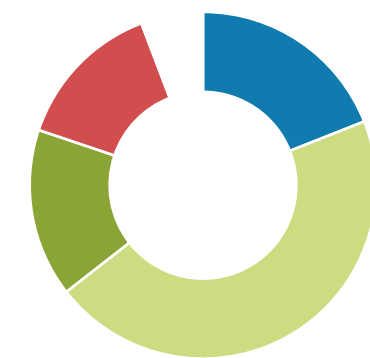
Q10

“Which level of decision-making would your government prefer for the following list of European policy projects?”

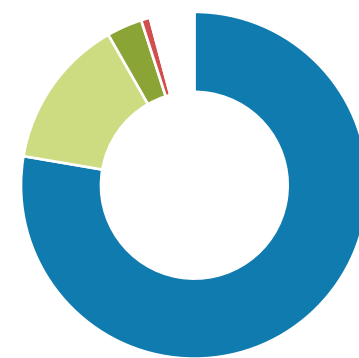


Countries	Policies
EU	Affluent Seven
Big Six	Southern Seven
Founding Six	Visegrád Four
Austria	Italy
Belgium	Latvia
Bulgaria	Lithuania
Croatia	Luxembourg
Cyprus	Malta
Czech Rep.	Netherlands
Denmark	Poland
Estonia	Portugal
Finland	Romania
France	Slovakia
Germany	Slovenia
Greece	Spain
Hungary	Sweden
Ireland	UK

Single fiscal policy & Eurozone govern. ↗



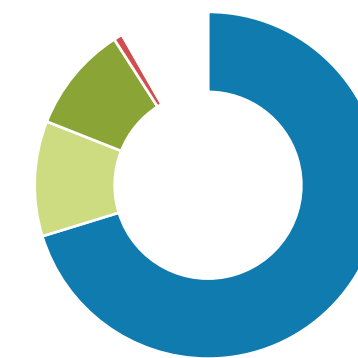
Fully completed single market ↗



Common social policy ↗



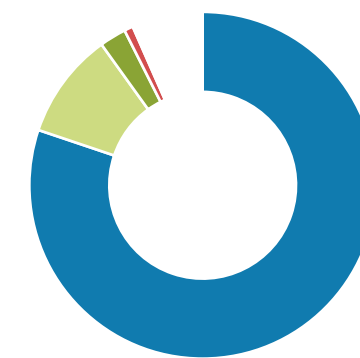
Common digital policy ↗



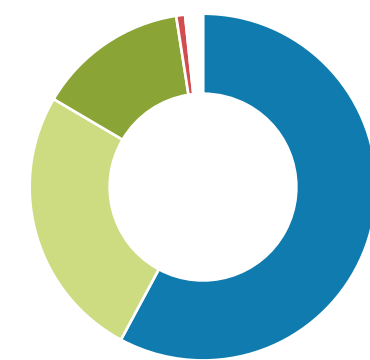
Common energy policy ↗



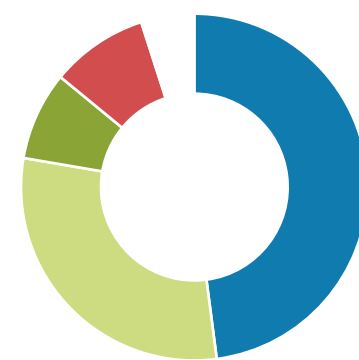
Single climate policy ↗



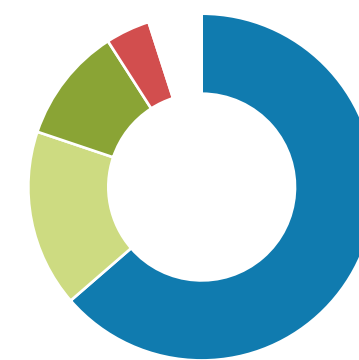
Integrated foreign & security policy ↗



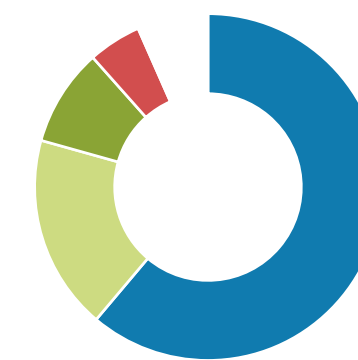
Common policy in justice & home affairs ↗



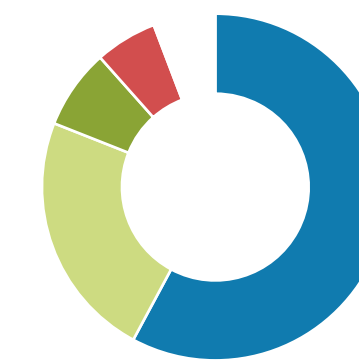
Common immigration and asylum policy ↗



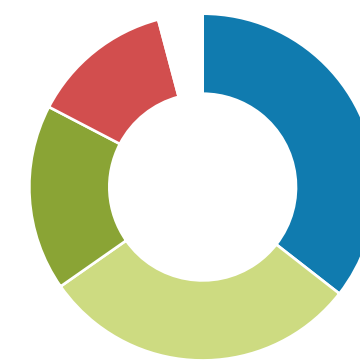
Common development assistance policy ↗



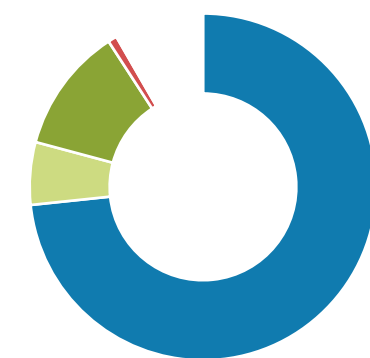
Common border police and coast guard ↗



Common defence structures ↗



Common China policy ↗



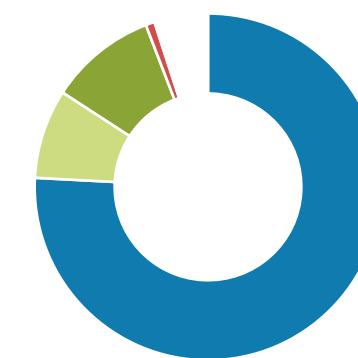
Common USA policy ↗



Common Russia policy ↗



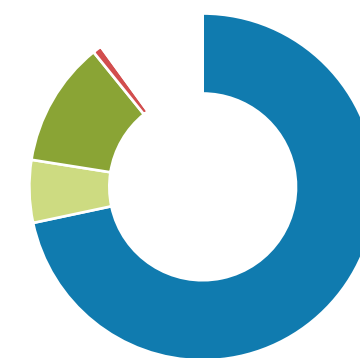
Common Ukraine policy ↗



Common Syria policy ↗



Common MENA policy ↗



Policies & Partners Overview

Preferred Actor Level

Preferred Actor Level (Public View)

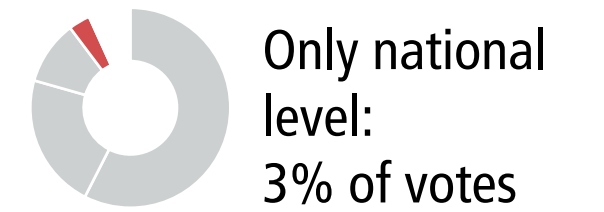
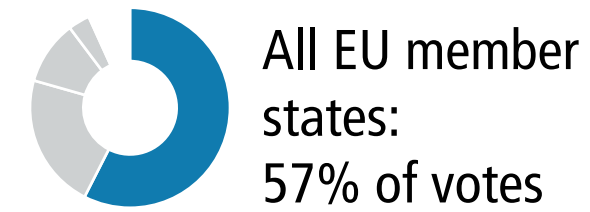
Priorities and Favoured Partners

Number of respondents: 121. Share of 'Don't know' votes shown by open circles

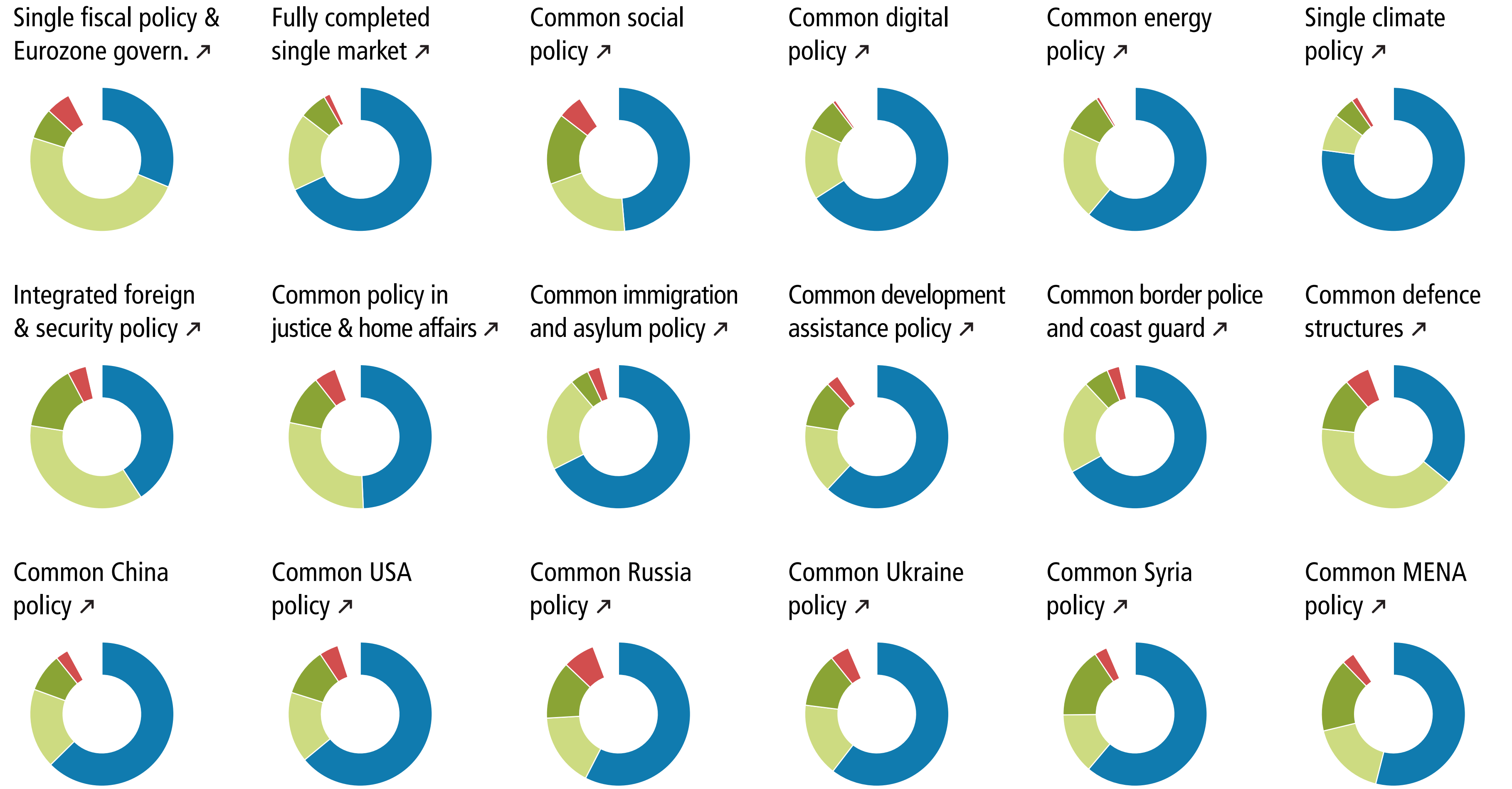
# Preferred Actor Level Votes by Southern Seven

Q10

“Which level of decision-making would your government prefer for the following list of European policy projects?”



Countries	Policies
EU	Affluent Seven
Big Six	<b>Southern Seven</b>
Founding Six	Visegrád Four
Austria	Italy
Belgium	Latvia
Bulgaria	Lithuania
Croatia	Luxembourg
Cyprus	Malta
Czech Rep.	Netherlands
Denmark	Poland
Estonia	Portugal
Finland	Romania
France	Slovakia
Germany	Slovenia
Greece	Spain
Hungary	Sweden
Ireland	UK



- Policies & Partners Overview
- Preferred Actor Level**
- Preferred Actor Level (Public View)
- Priorities and Favoured Partners

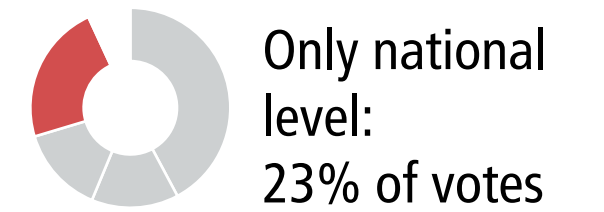
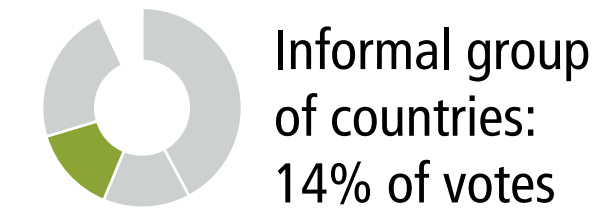
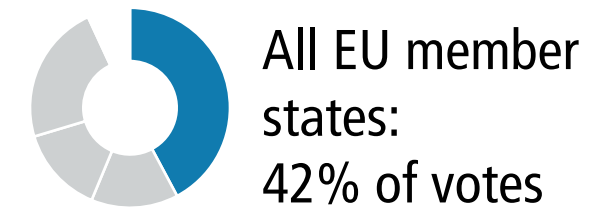
Number of respondents: 144. Share of 'Don't know' votes shown by open circles



# Preferred Actor Level Votes by Visegrád Four

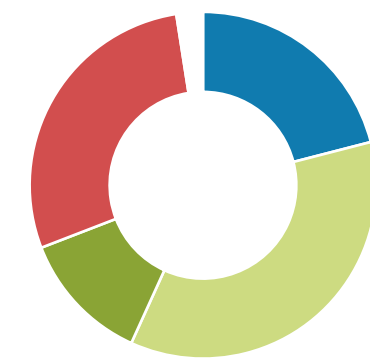
Q10

“Which level of decision-making would your government prefer for the following list of European policy projects?”

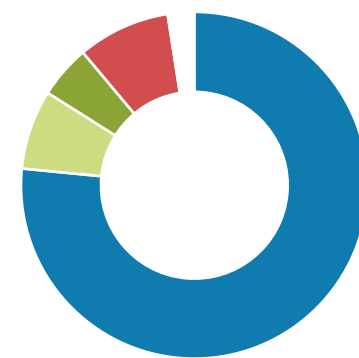


Countries	Policies
EU	Affluent Seven
Big Six	Southern Seven
Founding Six	<b>Visegrád Four</b>
Austria	Italy
Belgium	Latvia
Bulgaria	Lithuania
Croatia	Luxembourg
Cyprus	Malta
Czech Rep.	Netherlands
Denmark	Poland
Estonia	Portugal
Finland	Romania
France	Slovakia
Germany	Slovenia
Greece	Spain
Hungary	Sweden
Ireland	UK

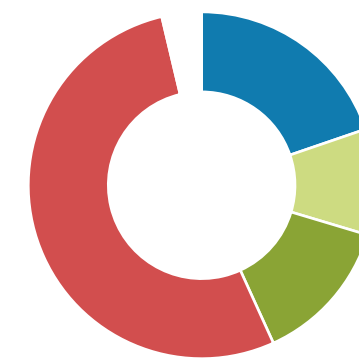
Single fiscal policy & Eurozone govern. ↗



Fully completed single market ↗



Common social policy ↗



Common digital policy ↗



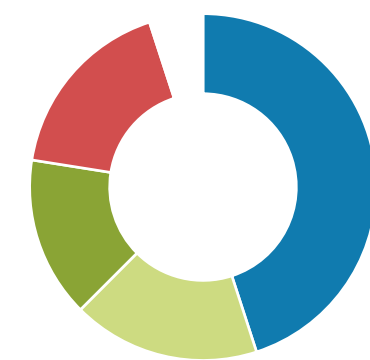
Common energy policy ↗



Single climate policy ↗



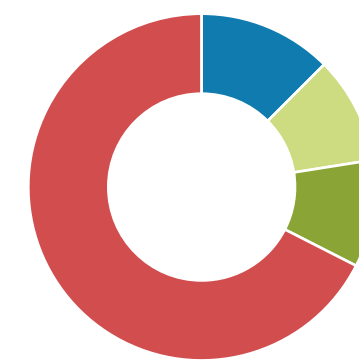
Integrated foreign & security policy ↗



Common policy in justice & home affairs ↗



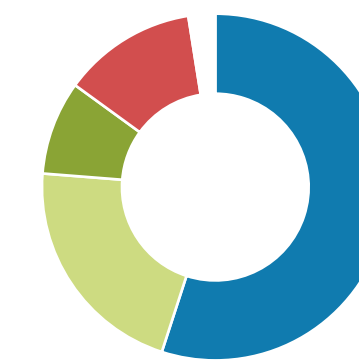
Common immigration and asylum policy ↗



Common development assistance policy ↗



Common border police and coast guard ↗



Common defence structures ↗



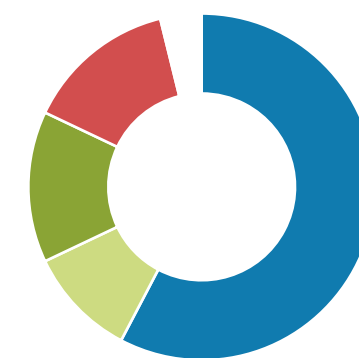
Common China policy ↗



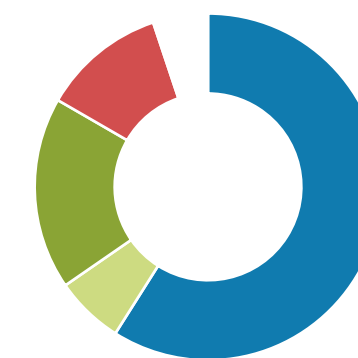
Common USA policy ↗



Common Russia policy ↗



Common Ukraine policy ↗



Common Syria policy ↗



Common MENA policy ↗



Policies & Partners Overview

**Preferred Actor Level**

Preferred Actor Level (Public View)

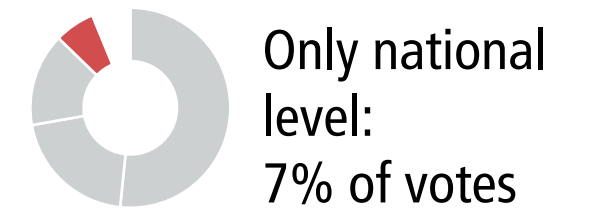
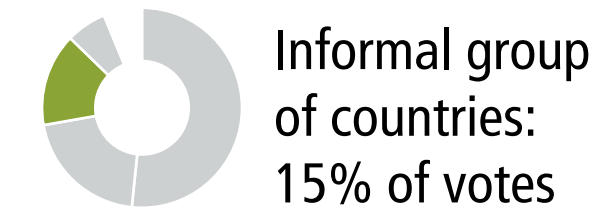
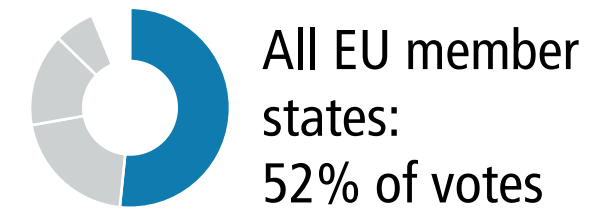
Priorities and Favoured Partners

Number of respondents: 81. Share of 'Don't know' votes shown by open circles

# Preferred Actor Level Votes by Austria

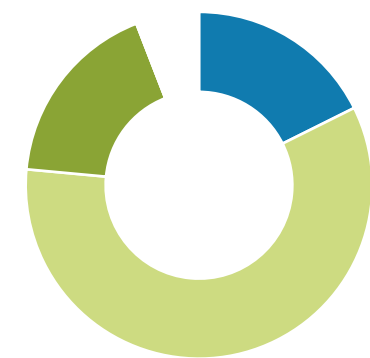
Q10

“Which level of decision-making would your government prefer for the following list of European policy projects?”

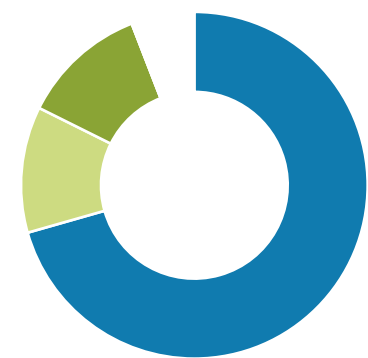


Countries	Policies
EU	Affluent Seven
Big Six	Southern Seven
Founding Six	Visegrád Four
<b>Austria</b>	Italy
Belgium	Latvia
Bulgaria	Lithuania
Croatia	Luxembourg
Cyprus	Malta
Czech Rep.	Netherlands
Denmark	Poland
Estonia	Portugal
Finland	Romania
France	Slovakia
Germany	Slovenia
Greece	Spain
Hungary	Sweden
Ireland	UK

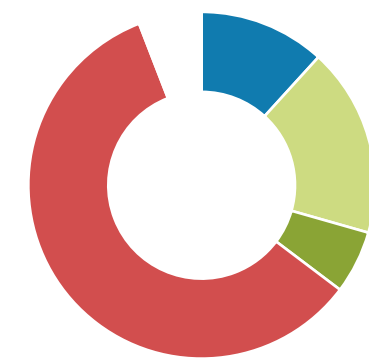
Single fiscal policy & Eurozone govern. ↗



Fully completed single market ↗



Common social policy ↗



Common digital policy ↗



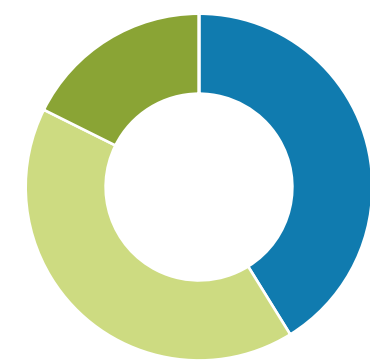
Common energy policy ↗



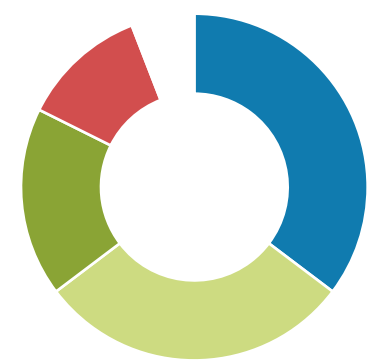
Single climate policy ↗



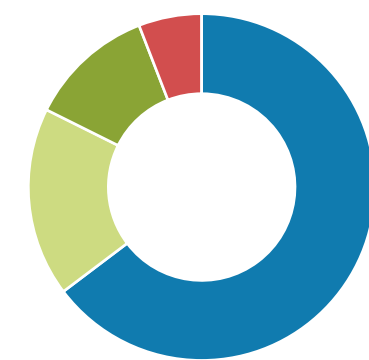
Integrated foreign & security policy ↗



Common policy in justice & home affairs ↗



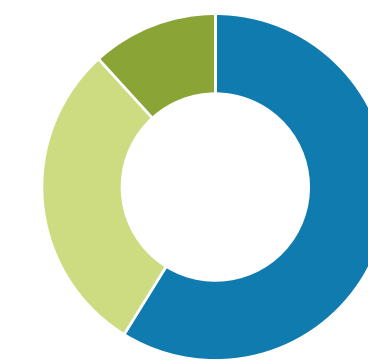
Common immigration and asylum policy ↗



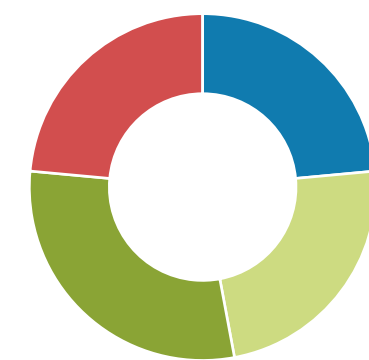
Common development assistance policy ↗



Common border police and coast guard ↗



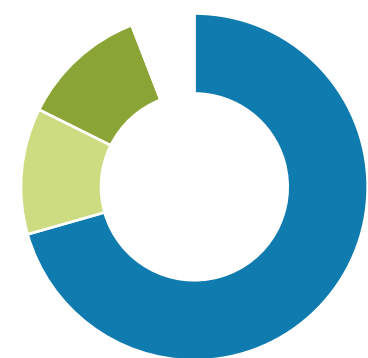
Common defence structures ↗



Common China policy ↗



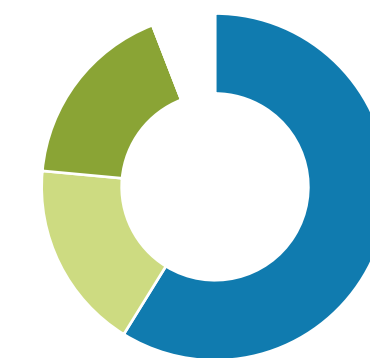
Common USA policy ↗



Common Russia policy ↗



Common Ukraine policy ↗



Common Syria policy ↗



Common MENA policy ↗



Policies & Partners Overview

**Preferred Actor Level**

Preferred Actor Level (Public View)

Priorities and Favoured Partners

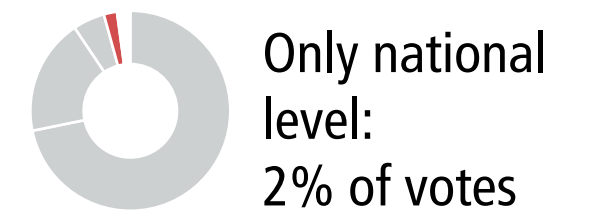
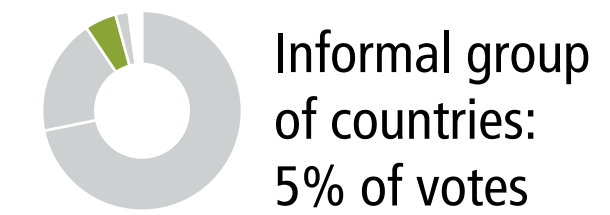
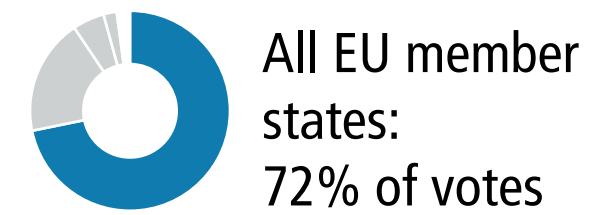
Number of respondents: 17. Share of 'Don't know' votes shown by open circles



# Preferred Actor Level Votes by Belgium

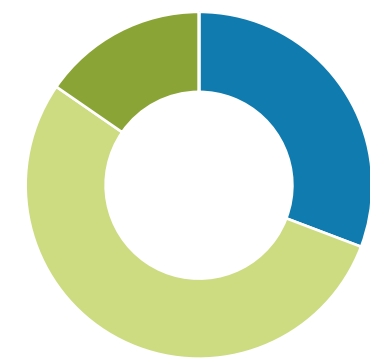
Q10

“Which level of decision-making would your government prefer for the following list of European policy projects?”

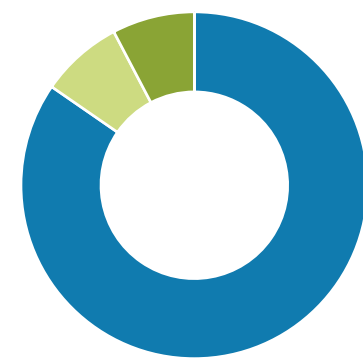


Countries	Policies
EU	Affluent Seven
Big Six	Southern Seven
Founding Six	Visegrád Four
Austria	Italy
<b>Belgium</b>	Latvia
Bulgaria	Lithuania
Croatia	Luxembourg
Cyprus	Malta
Czech Rep.	Netherlands
Denmark	Poland
Estonia	Portugal
Finland	Romania
France	Slovakia
Germany	Slovenia
Greece	Spain
Hungary	Sweden
Ireland	UK

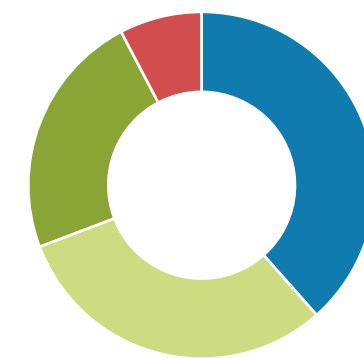
Single fiscal policy & Eurozone govern. ↗



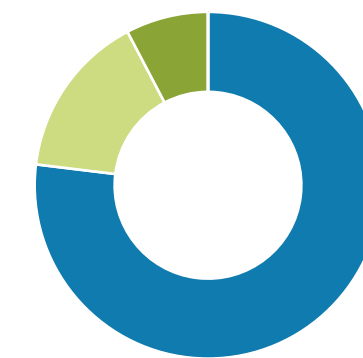
Fully completed single market ↗



Common social policy ↗




Common digital policy ↗



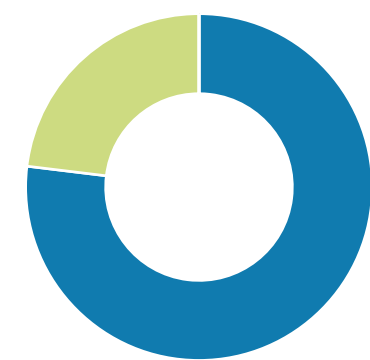
Common energy policy ↗



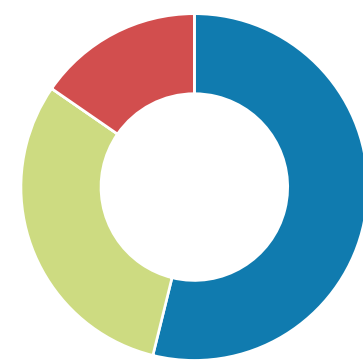
Single climate policy ↗



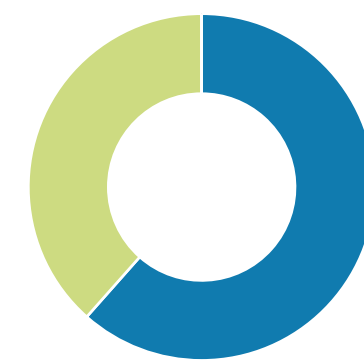
Integrated foreign & security policy ↗



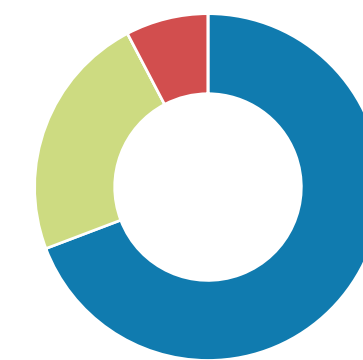
Common policy in justice & home affairs ↗



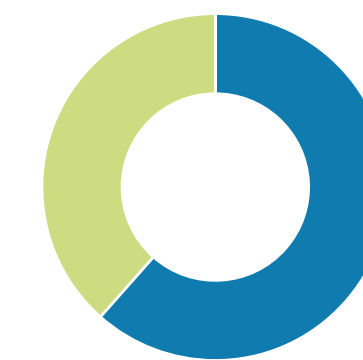
Common immigration and asylum policy ↗



Common development assistance policy ↗



Common border police and coast guard ↗



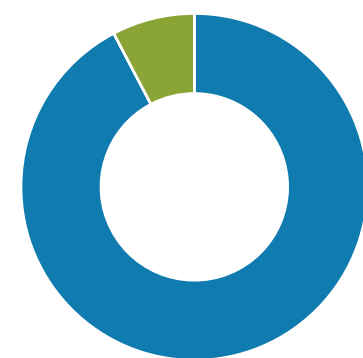
Common defence structures ↗



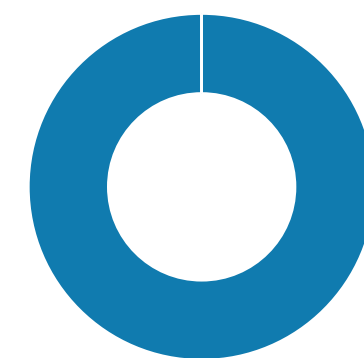
Common China policy ↗



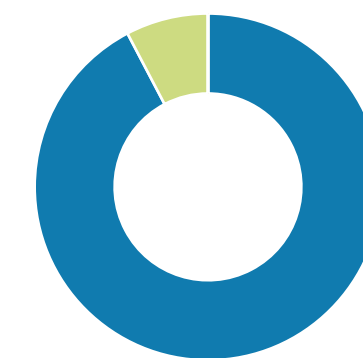
Common USA policy ↗



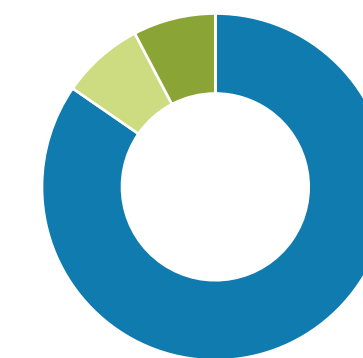
Common Russia policy ↗



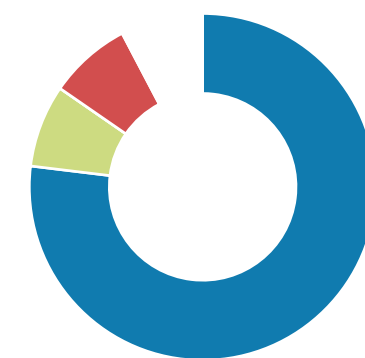
Common Ukraine policy ↗



Common Syria policy ↗



Common MENA policy ↗



Policies & Partners Overview

**Preferred Actor Level**

Preferred Actor Level (Public View)

Priorities and Favoured Partners

Number of respondents: 13. Share of 'Don't know' votes shown by open circles

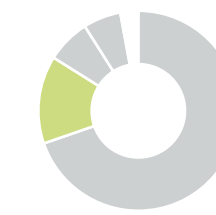
# Preferred Actor Level Votes by Bulgaria

Q10

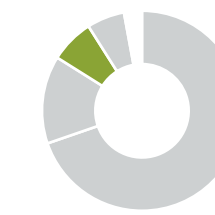
“Which level of decision-making would your government prefer for the following list of European policy projects?”



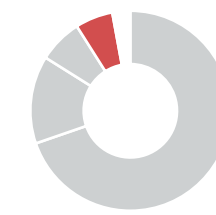
All EU member states:  
70% of votes



Treaty based group of countries:  
14% of votes



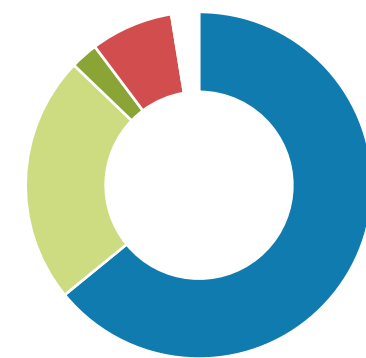
Informal group of countries:  
7% of votes



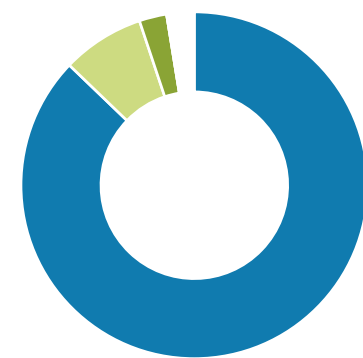
Only national level:  
6% of votes

Countries	Policies
EU	Affluent Seven
Big Six	Southern Seven
Founding Six	Visegrád Four
Austria	Italy
Belgium	Latvia
<b>Bulgaria</b>	Lithuania
Croatia	Luxembourg
Cyprus	Malta
Czech Rep.	Netherlands
Denmark	Poland
Estonia	Portugal
Finland	Romania
France	Slovakia
Germany	Slovenia
Greece	Spain
Hungary	Sweden
Ireland	UK

Single fiscal policy & Eurozone govern. ↗



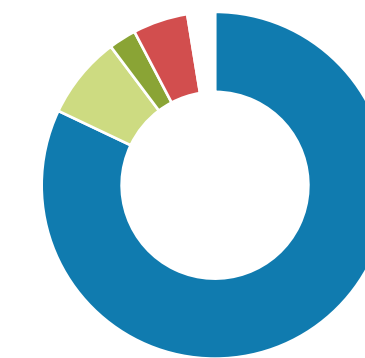
Fully completed single market ↗



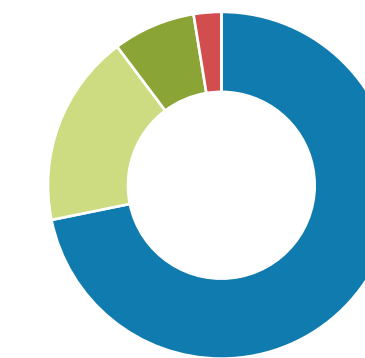
Common social policy ↗



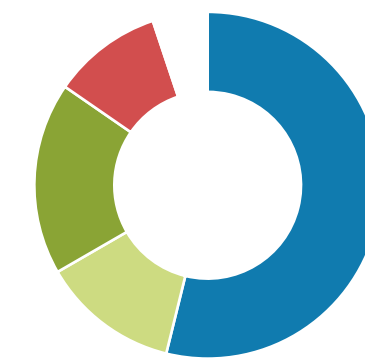
Common digital policy ↗



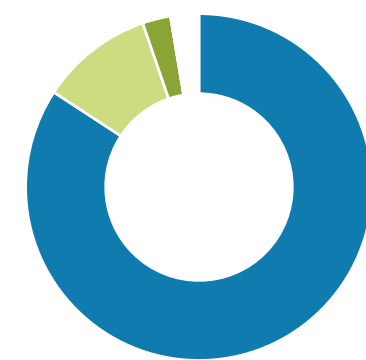
Common energy policy ↗



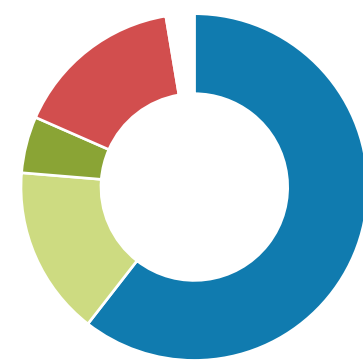
Single climate policy ↗



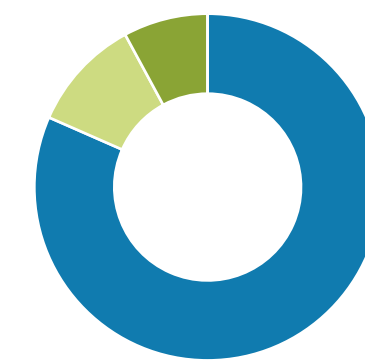
Integrated foreign & security policy ↗



Common policy in justice & home affairs ↗



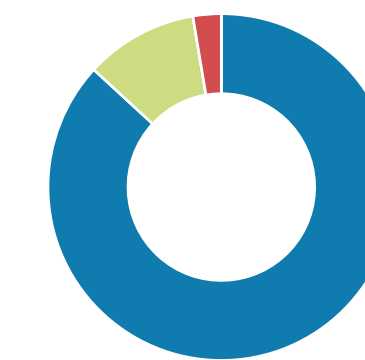
Common immigration and asylum policy ↗



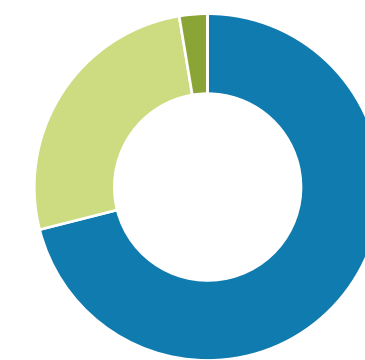
Common development assistance policy ↗



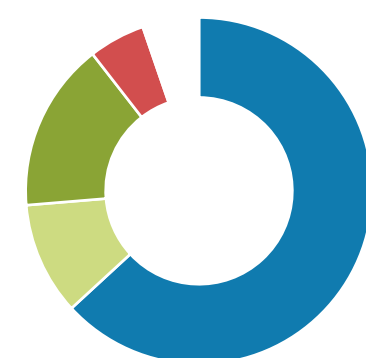
Common border police and coast guard ↗



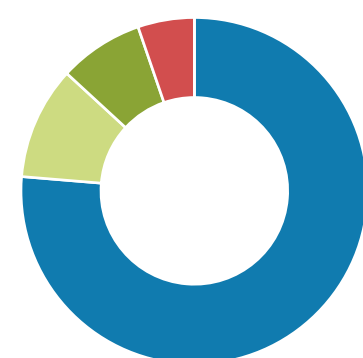
Common defence structures ↗



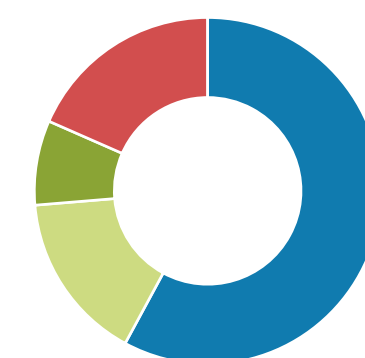
Common China policy ↗



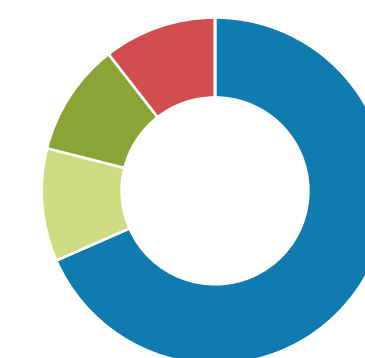
Common USA policy ↗



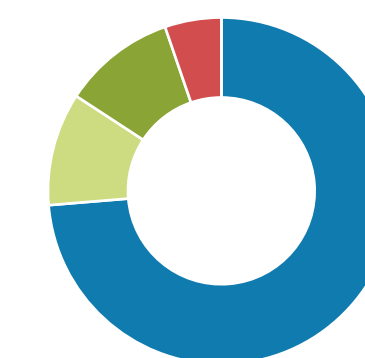
Common Russia policy ↗



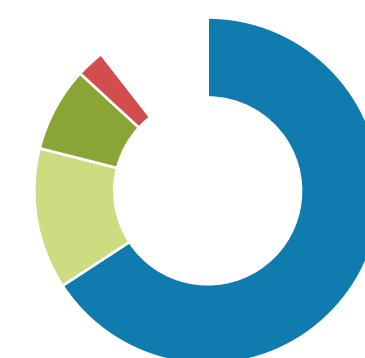
Common Ukraine policy ↗



Common Syria policy ↗



Common MENA policy ↗



Policies & Partners Overview

**Preferred Actor Level**

Preferred Actor Level (Public View)

Priorities and Favoured Partners

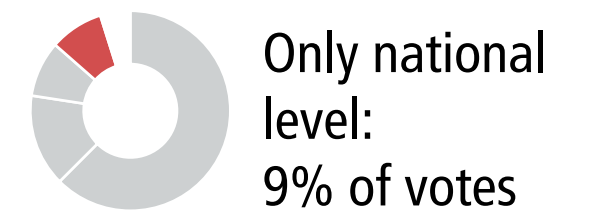
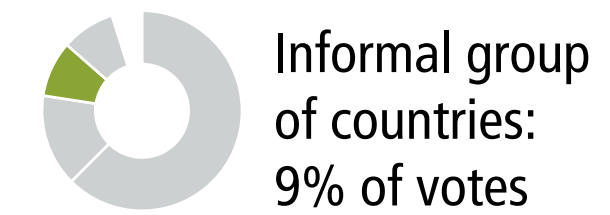
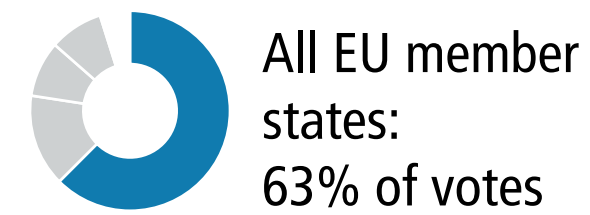
Number of respondents: 39. Share of 'Don't know' votes shown by open circles



# Preferred Actor Level Votes by Croatia

Q10

“Which level of decision-making would your government prefer for the following list of European policy projects?”

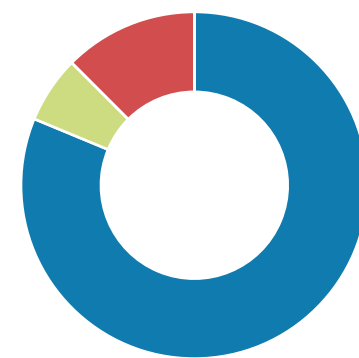


Countries	Policies
EU	Affluent Seven
Big Six	Southern Seven
Founding Six	Visegrád Four
Austria	Italy
Belgium	Latvia
Bulgaria	Lithuania
<b>Croatia</b>	Luxembourg
Cyprus	Malta
Czech Rep.	Netherlands
Denmark	Poland
Estonia	Portugal
Finland	Romania
France	Slovakia
Germany	Slovenia
Greece	Spain
Hungary	Sweden
Ireland	UK

Single fiscal policy & Eurozone govern. ↗



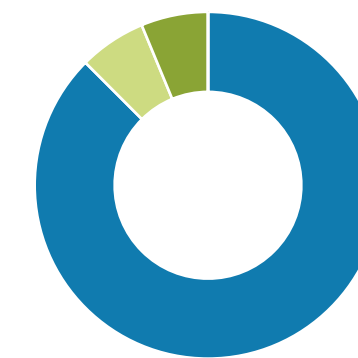
Fully completed single market ↗



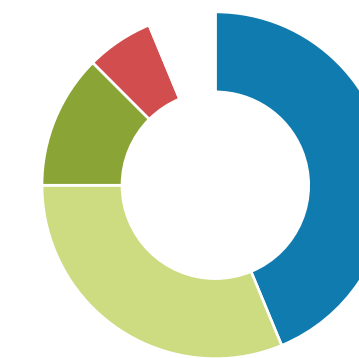
Common social policy ↗



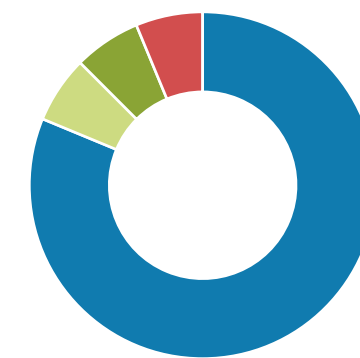
Common digital policy ↗



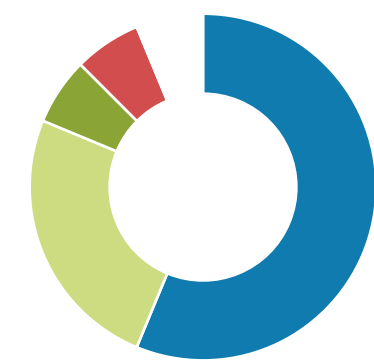
Common energy policy ↗



Single climate policy ↗



Integrated foreign & security policy ↗



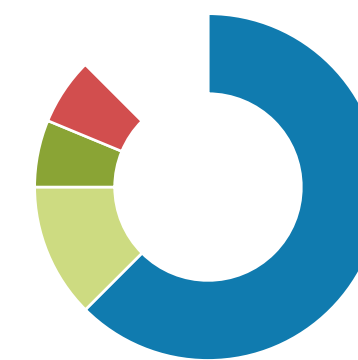
Common policy in justice & home affairs ↗



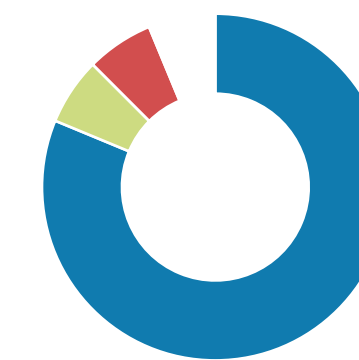
Common immigration and asylum policy ↗



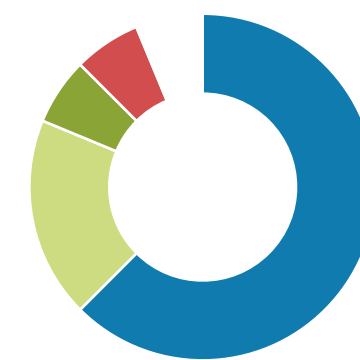
Common development assistance policy ↗



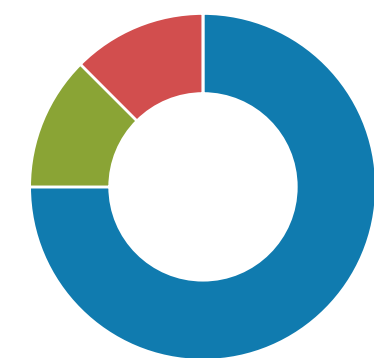
Common border police and coast guard ↗



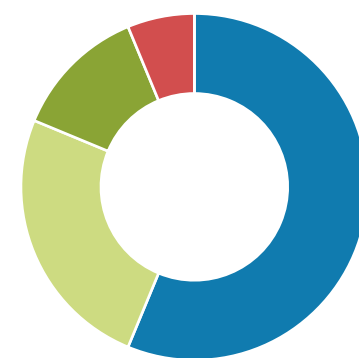
Common defence structures ↗



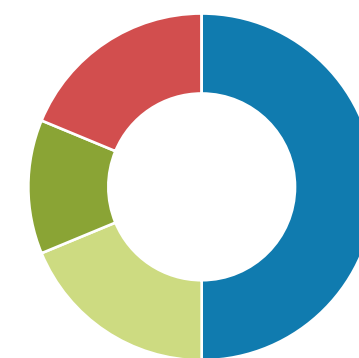
Common China policy ↗



Common USA policy ↗



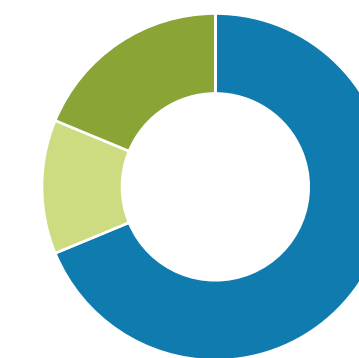
Common Russia policy ↗



Common Ukraine policy ↗



Common Syria policy ↗



Common MENA policy ↗



Policies & Partners Overview

**Preferred Actor Level**

Preferred Actor Level (Public View)

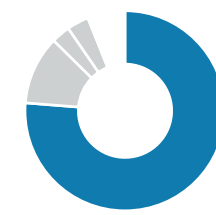
Priorities and Favoured Partners

Number of respondents: 16. Share of 'Don't know' votes shown by open circles

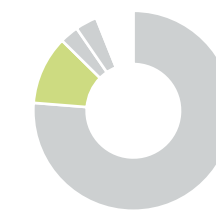
# Preferred Actor Level Votes by Cyprus

Q10

“Which level of decision-making would your government prefer for the following list of European policy projects?”



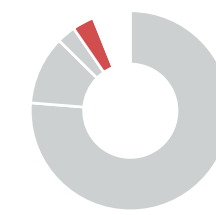
All EU member states:  
76% of votes



Treaty based group of countries:  
11% of votes



Informal group of countries:  
3% of votes



Only national level:  
4% of votes

Countries	Policies
EU	Affluent Seven
Big Six	Southern Seven
Founding Six	Visegrád Four
Austria	Italy
Belgium	Latvia
Bulgaria	Lithuania
Croatia	Luxembourg
Cyprus	Malta
Czech Rep.	Netherlands
Denmark	Poland
Estonia	Portugal
Finland	Romania
France	Slovakia
Germany	Slovenia
Greece	Spain
Hungary	Sweden
Ireland	UK

Single fiscal policy & Eurozone govern. ↗



Fully completed single market ↗



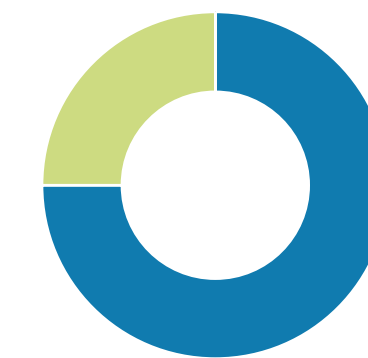
Common social policy ↗



Common digital policy ↗



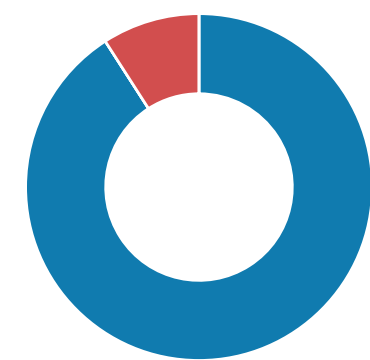
Common energy policy ↗



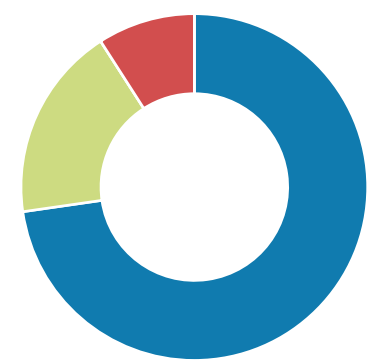
Single climate policy ↗



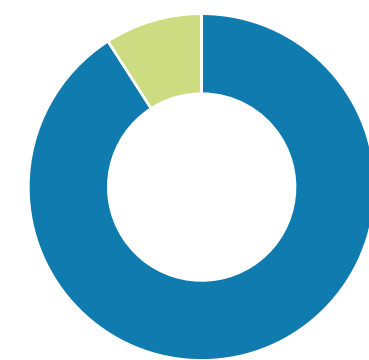
Integrated foreign & security policy ↗



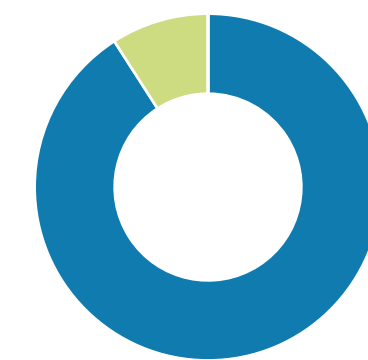
Common policy in justice & home affairs ↗



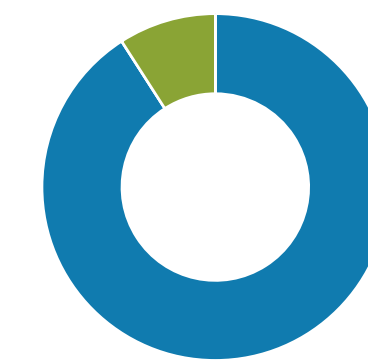
Common immigration and asylum policy ↗



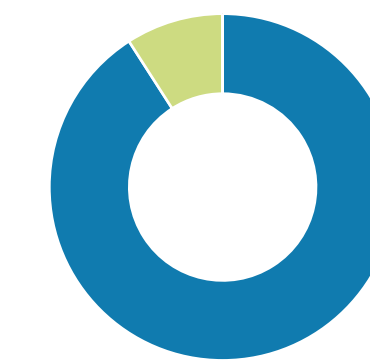
Common development assistance policy ↗



Common border police and coast guard ↗



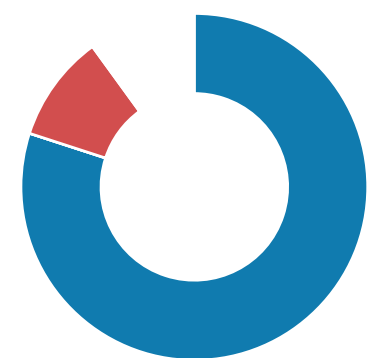
Common defence structures ↗



Common China policy ↗



Common USA policy ↗



Common Russia policy ↗



Common Ukraine policy ↗



Common Syria policy ↗



Common MENA policy ↗



Policies & Partners Overview

Preferred Actor Level

Preferred Actor Level (Public View)

Priorities and Favoured Partners

Number of respondents: 12. Share of 'Don't know' votes shown by open circles



# Preferred Actor Level Votes by Czech Republic

Q10

“Which level of decision-making would your government prefer for the following list of European policy projects?”



All EU member states:  
54% of votes



Treaty based group of countries:  
15% of votes



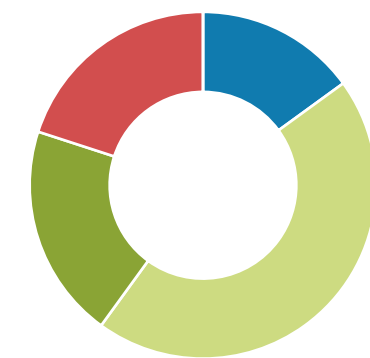
Informal group of countries:  
14% of votes



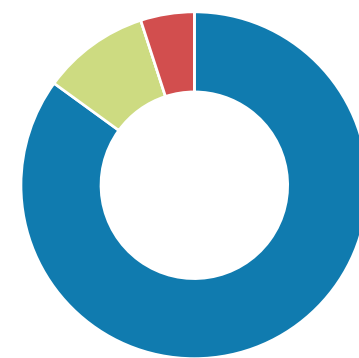
Only national level:  
14% of votes

Countries	Policies
EU	Affluent Seven
Big Six	Southern Seven
Founding Six	Visegrád Four
Austria	Italy
Belgium	Latvia
Bulgaria	Lithuania
Croatia	Luxembourg
Cyprus	Malta
<b>Czech Rep.</b>	Netherlands
Denmark	Poland
Estonia	Portugal
Finland	Romania
France	Slovakia
Germany	Slovenia
Greece	Spain
Hungary	Sweden
Ireland	UK

Single fiscal policy & Eurozone govern. ↗



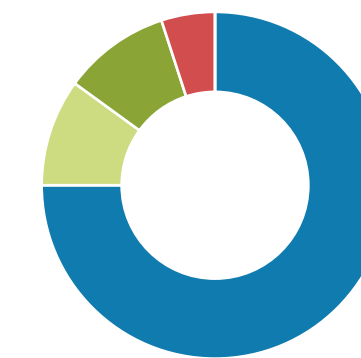
Fully completed single market ↗



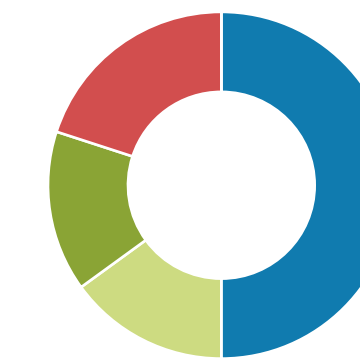
Common social policy ↗



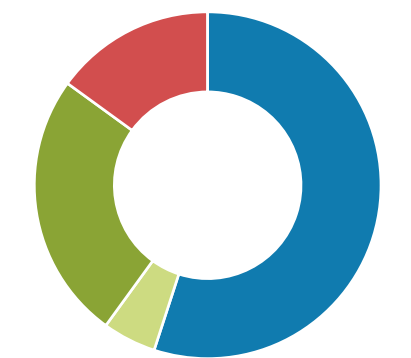
Common digital policy ↗



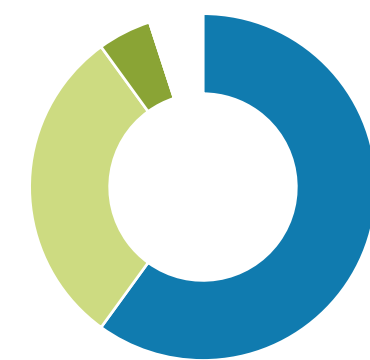
Common energy policy ↗



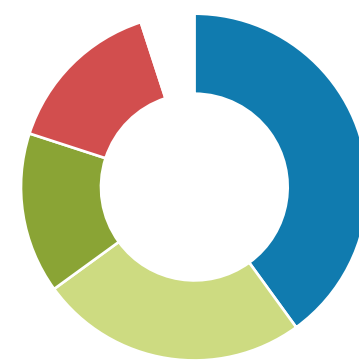
Single climate policy ↗



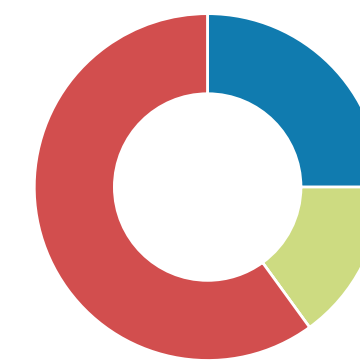
Integrated foreign & security policy ↗



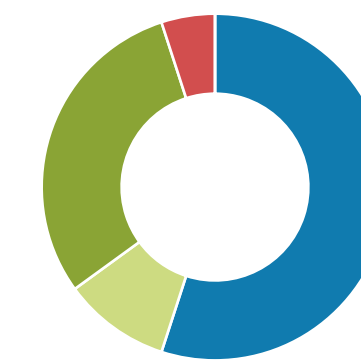
Common policy in justice & home affairs ↗



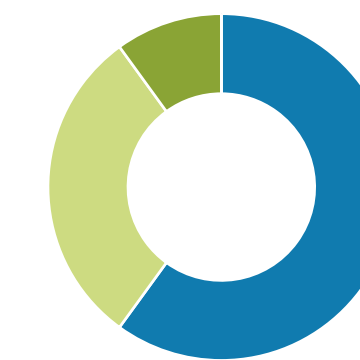
Common immigration and asylum policy ↗



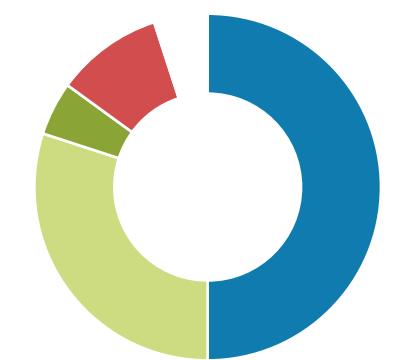
Common development assistance policy ↗



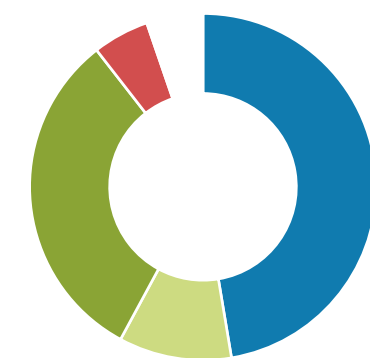
Common border police and coast guard ↗



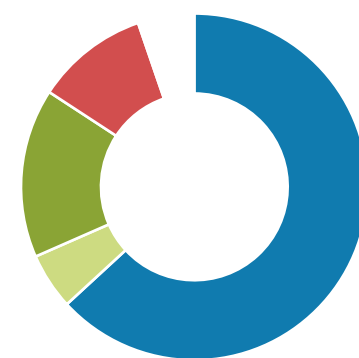
Common defence structures ↗



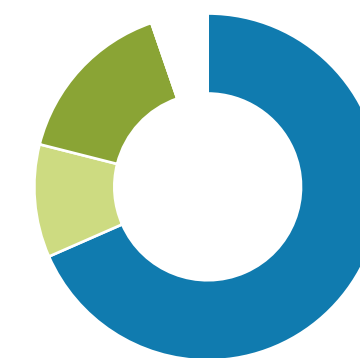
Common China policy ↗



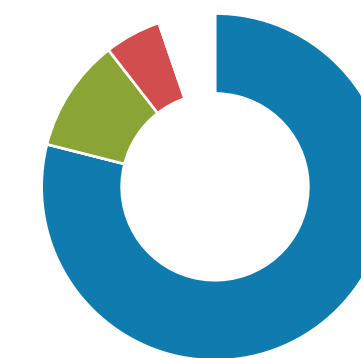
Common USA policy ↗



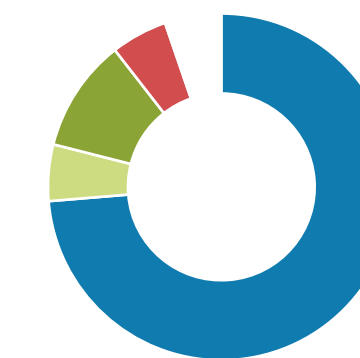
Common Russia policy ↗



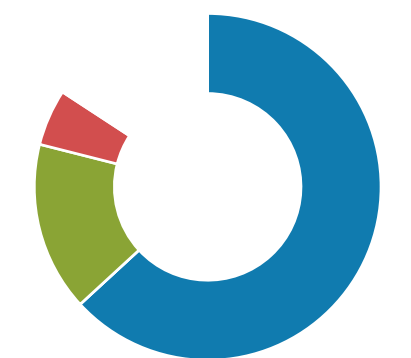
Common Ukraine policy ↗



Common Syria policy ↗



Common MENA policy ↗



Policies & Partners Overview

**Preferred Actor Level**

Preferred Actor Level (Public View)

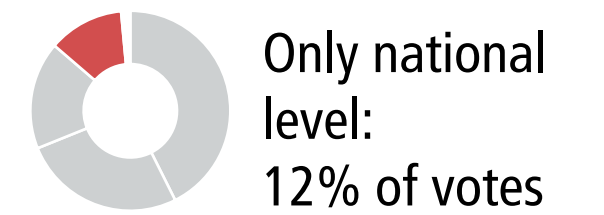
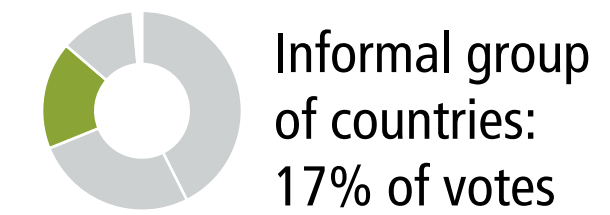
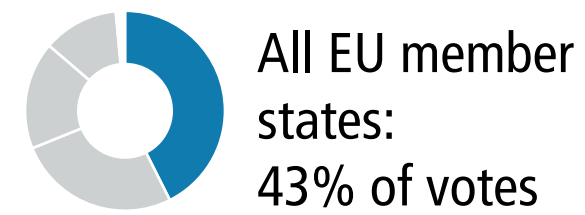
Priorities and Favoured Partners

Number of respondents: 20. Share of 'Don't know' votes shown by open circles

# Preferred Actor Level Votes by Denmark

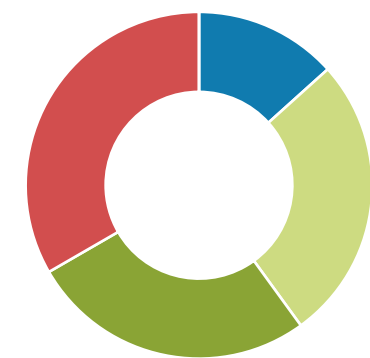
Q10

“Which level of decision-making would your government prefer for the following list of European policy projects?”

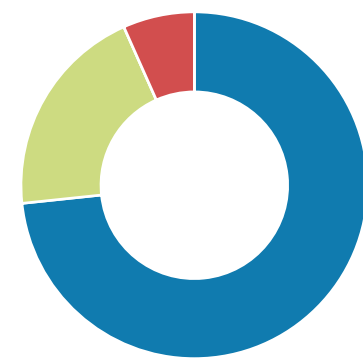


Countries	Policies
EU	Affluent Seven
Big Six	Southern Seven
Founding Six	Visegrád Four
Austria	Italy
Belgium	Latvia
Bulgaria	Lithuania
Croatia	Luxembourg
Cyprus	Malta
Czech Rep.	Netherlands
<b>Denmark</b>	Poland
Estonia	Portugal
Finland	Romania
France	Slovakia
Germany	Slovenia
Greece	Spain
Hungary	Sweden
Ireland	UK

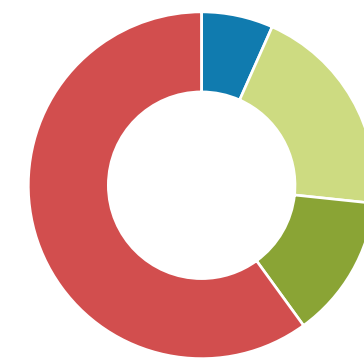
Single fiscal policy & Eurozone govern. ↗



Fully completed single market ↗



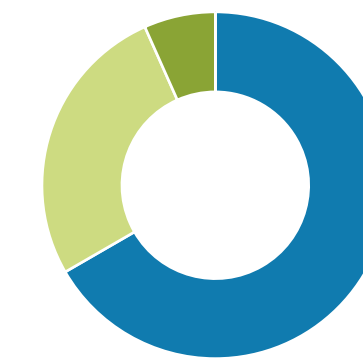
Common social policy ↗



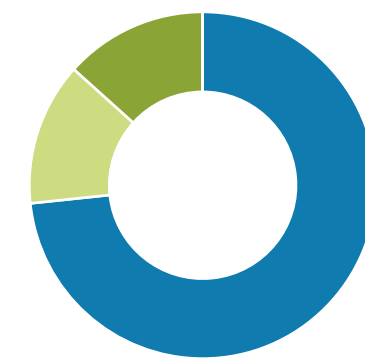
Common digital policy ↗



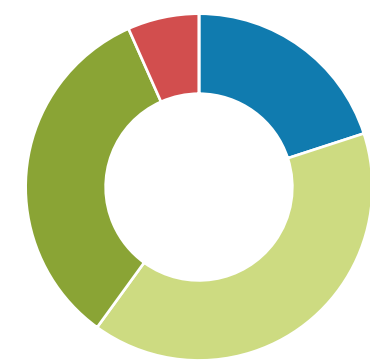
Common energy policy ↗



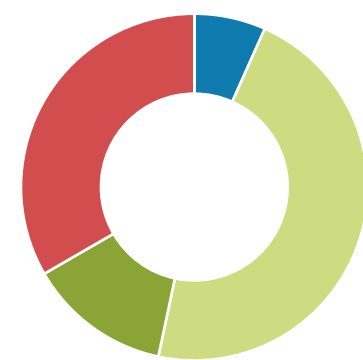
Single climate policy ↗



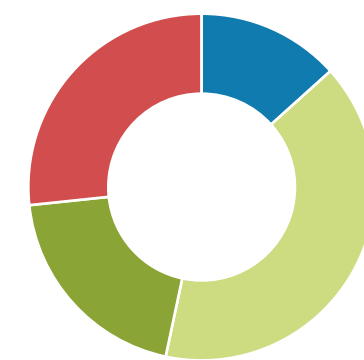
Integrated foreign & security policy ↗



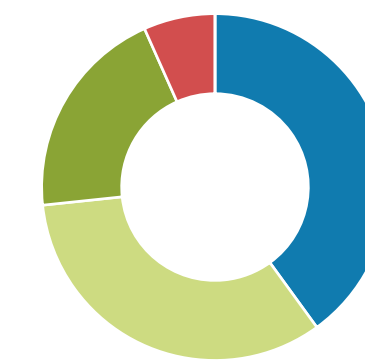
Common policy in justice & home affairs ↗



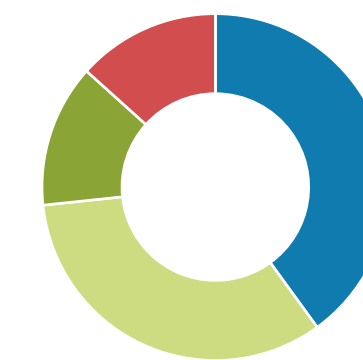
Common immigration and asylum policy ↗



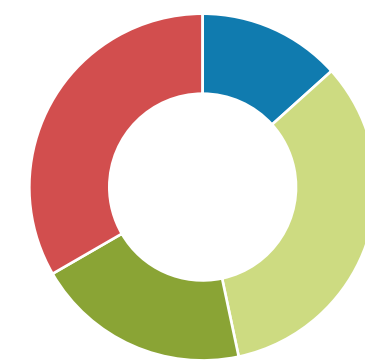
Common development assistance policy ↗



Common border police and coast guard ↗



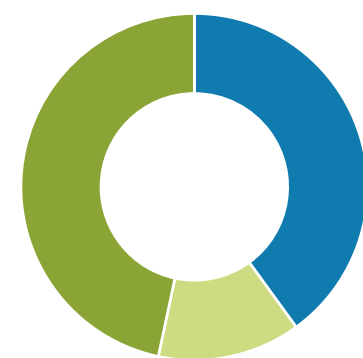
Common defence structures ↗



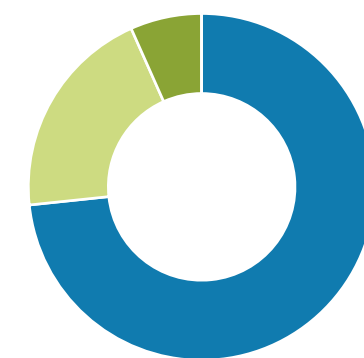
Common China policy ↗



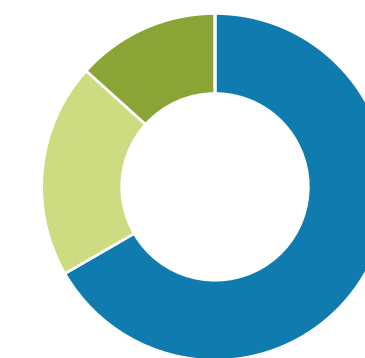
Common USA policy ↗



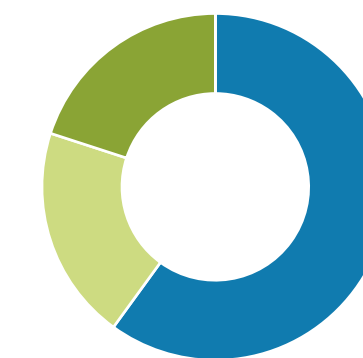
Common Russia policy ↗



Common Ukraine policy ↗



Common Syria policy ↗



Common MENA policy ↗



Policies & Partners Overview

**Preferred Actor Level**

Preferred Actor Level (Public View)

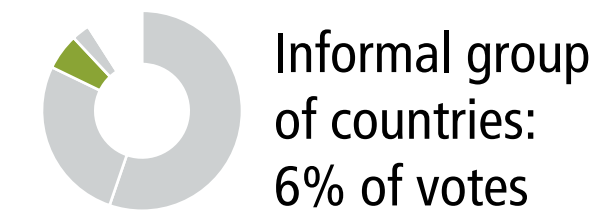
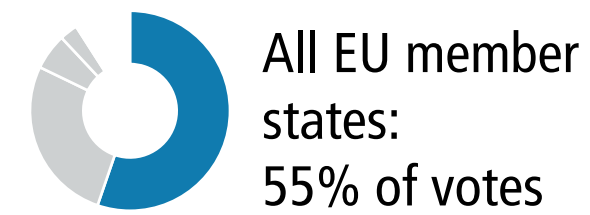
Priorities and Favoured Partners

Number of respondents: 15. Share of 'Don't know' votes shown by open circles

# Preferred Actor Level Votes by Estonia

Q10

“Which level of decision-making would your government prefer for the following list of European policy projects?”

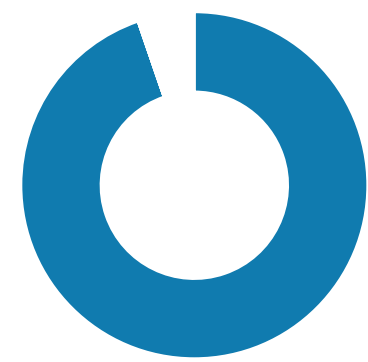


Countries	Policies
EU	Affluent Seven
Big Six	Southern Seven
Founding Six	Visegrád Four
Austria	Italy
Belgium	Latvia
Bulgaria	Lithuania
Croatia	Luxembourg
Cyprus	Malta
Czech Rep.	Netherlands
Denmark	Poland
<b>Estonia</b>	Portugal
Finland	Romania
France	Slovakia
Germany	Slovenia
Greece	Spain
Hungary	Sweden
Ireland	UK

Single fiscal policy & Eurozone govern. ↗



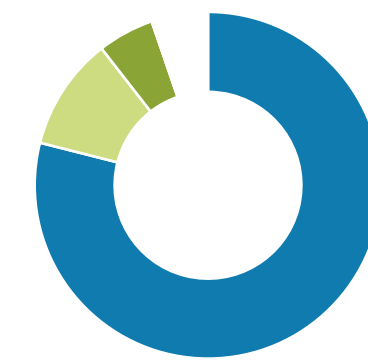
Fully completed single market ↗



Common social policy ↗



Common digital policy ↗



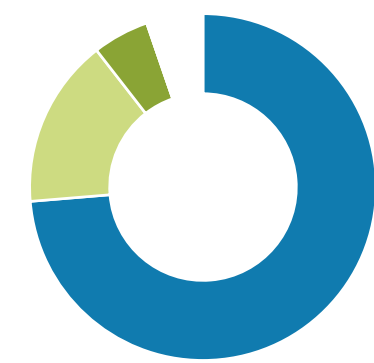
Common energy policy ↗



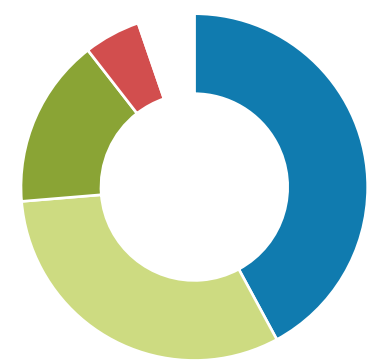
Single climate policy ↗



Integrated foreign & security policy ↗



Common policy in justice & home affairs ↗



Common immigration and asylum policy ↗



Common development assistance policy ↗



Common border police and coast guard ↗



Common defence structures ↗



Common China policy ↗



Common USA policy ↗



Common Russia policy ↗



Common Ukraine policy ↗



Common Syria policy ↗



Common MENA policy ↗



Policies & Partners Overview

**Preferred Actor Level**

Preferred Actor Level (Public View)

Priorities and Favoured Partners

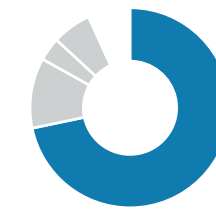
Number of respondents: 19. Share of 'Don't know' votes shown by open circles



# Preferred Actor Level Votes by Finland

Q10

“Which level of decision-making would your government prefer for the following list of European policy projects?”



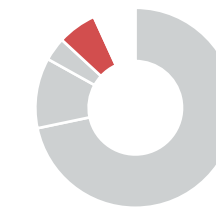
All EU member states:  
72% of votes



Treaty based group of countries:  
11% of votes



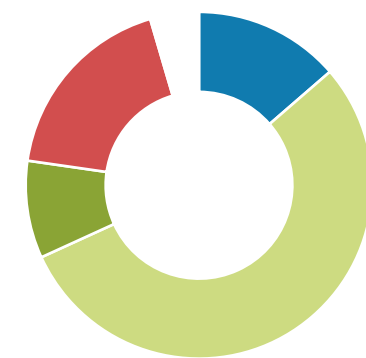
Informal group of countries:  
4% of votes



Only national level:  
6% of votes

Countries	Policies
EU	Affluent Seven
Big Six	Southern Seven
Founding Six	Visegrád Four
Austria	Italy
Belgium	Latvia
Bulgaria	Lithuania
Croatia	Luxembourg
Cyprus	Malta
Czech Rep.	Netherlands
Denmark	Poland
Estonia	Portugal
<b>Finland</b>	Romania
France	Slovakia
Germany	Slovenia
Greece	Spain
Hungary	Sweden
Ireland	UK

Single fiscal policy & Eurozone govern. ↗



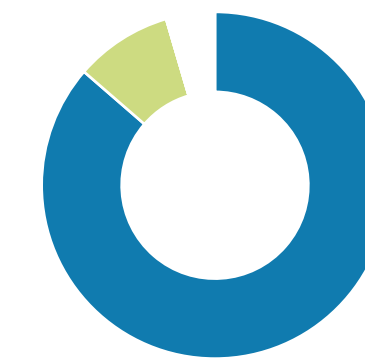
Fully completed single market ↗



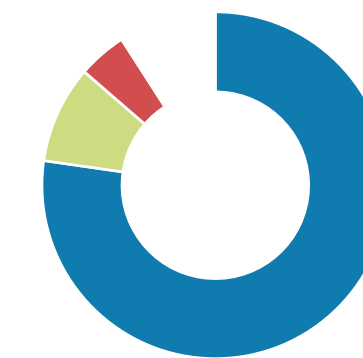
Common social policy ↗



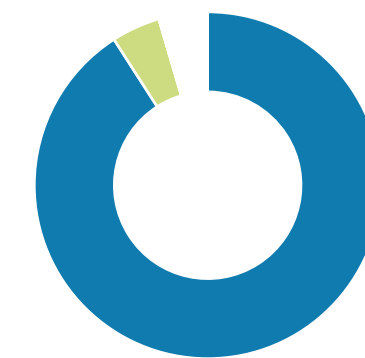
Common digital policy ↗



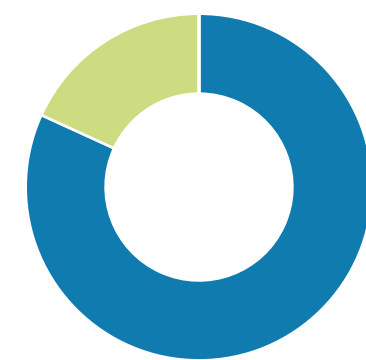
Common energy policy ↗



Single climate policy ↗



Integrated foreign & security policy ↗



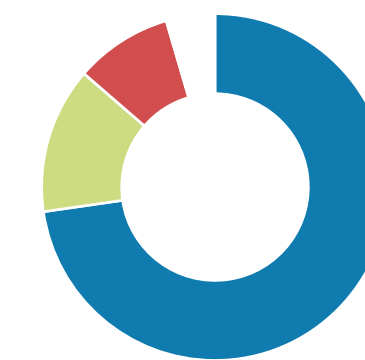
Common policy in justice & home affairs ↗



Common immigration and asylum policy ↗



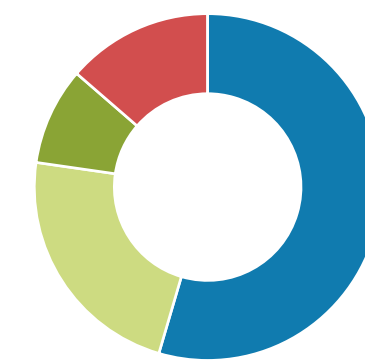
Common development assistance policy ↗



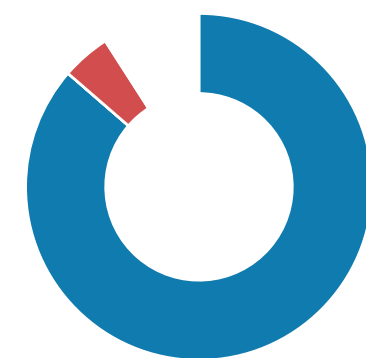
Common border police and coast guard ↗



Common defence structures ↗



Common China policy ↗



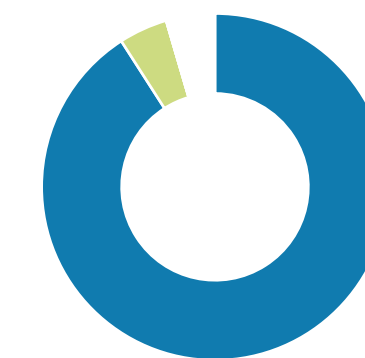
Common USA policy ↗



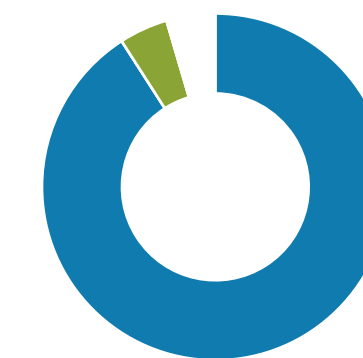
Common Russia policy ↗



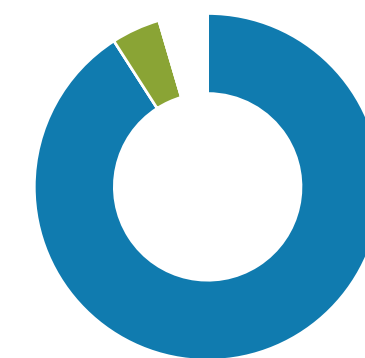
Common Ukraine policy ↗



Common Syria policy ↗



Common MENA policy ↗



Policies & Partners Overview

**Preferred Actor Level**

Preferred Actor Level (Public View)

Priorities and Favoured Partners

Number of respondents: 22. Share of 'Don't know' votes shown by open circles

# Preferred Actor Level Votes by France

Q10

“Which level of decision-making would your government prefer for the following list of European policy projects?”



All EU member states:  
44% of votes



Treaty based group of countries:  
21% of votes



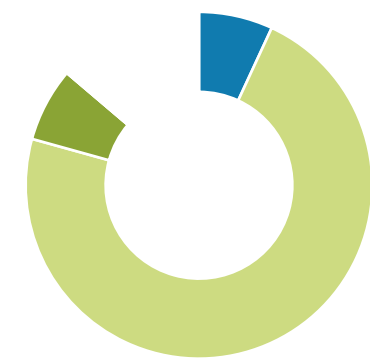
Informal group of countries:  
21% of votes



Only national level:  
1% of votes

Countries	Policies
EU	Affluent Seven
Big Six	Southern Seven
Founding Six	Visegrád Four
Austria	Italy
Belgium	Latvia
Bulgaria	Lithuania
Croatia	Luxembourg
Cyprus	Malta
Czech Rep.	Netherlands
Denmark	Poland
Estonia	Portugal
Finland	Romania
<b>France</b>	Slovakia
Germany	Slovenia
Greece	Spain
Hungary	Sweden
Ireland	UK

Single fiscal policy & Eurozone govern. ↗



Fully completed single market ↗



Common social policy ↗



Common digital policy ↗



Common energy policy ↗



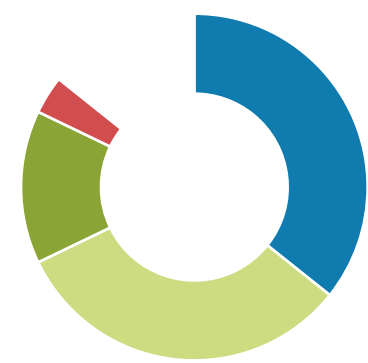
Single climate policy ↗



Integrated foreign & security policy ↗



Common policy in justice & home affairs ↗



Common immigration and asylum policy ↗



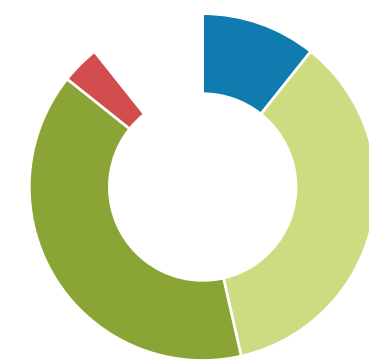
Common development assistance policy ↗



Common border police and coast guard ↗



Common defence structures ↗



Common China policy ↗



Common USA policy ↗



Common Russia policy ↗



Common Ukraine policy ↗



Common Syria policy ↗



Common MENA policy ↗



Policies & Partners Overview

**Preferred Actor Level**

Preferred Actor Level (Public View)

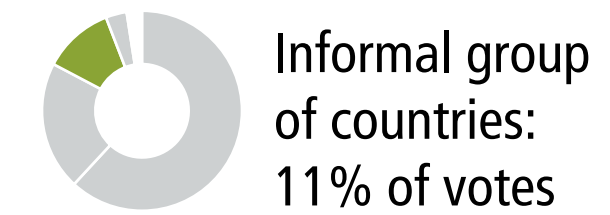
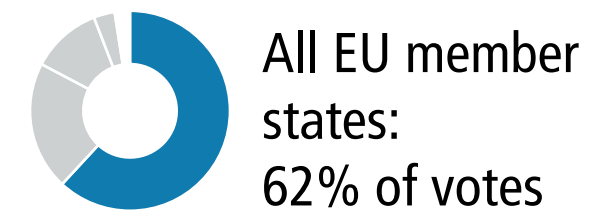
Priorities and Favoured Partners

Number of respondents: 29. Share of 'Don't know' votes shown by open circles

# Preferred Actor Level Votes by Germany

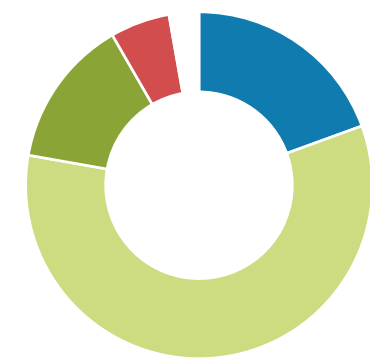
Q10

“Which level of decision-making would your government prefer for the following list of European policy projects?”

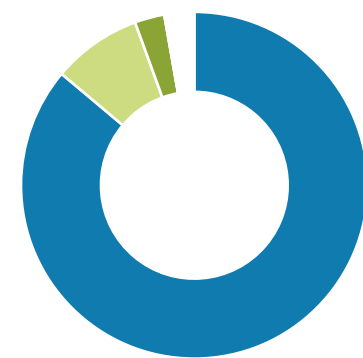


Countries	Policies
EU	Affluent Seven
Big Six	Southern Seven
Founding Six	Visegrád Four
Austria	Italy
Belgium	Latvia
Bulgaria	Lithuania
Croatia	Luxembourg
Cyprus	Malta
Czech Rep.	Netherlands
Denmark	Poland
Estonia	Portugal
Finland	Romania
France	Slovakia
<b>Germany</b>	Slovenia
Greece	Spain
Hungary	Sweden
Ireland	UK

Single fiscal policy & Eurozone govern. ↗



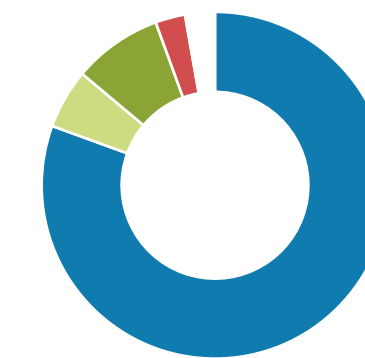
Fully completed single market ↗



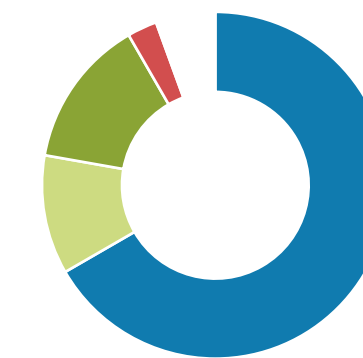
Common social policy ↗



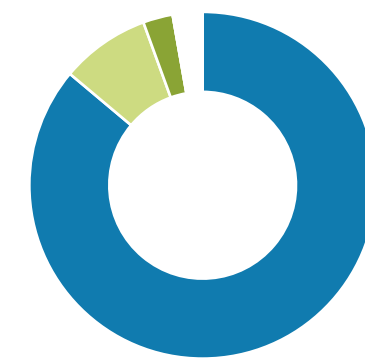
Common digital policy ↗



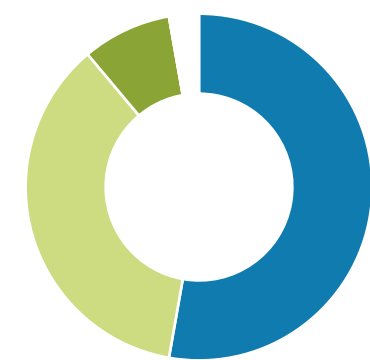
Common energy policy ↗



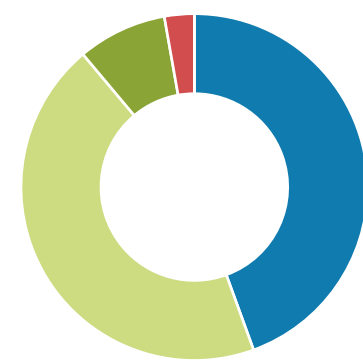
Single climate policy ↗



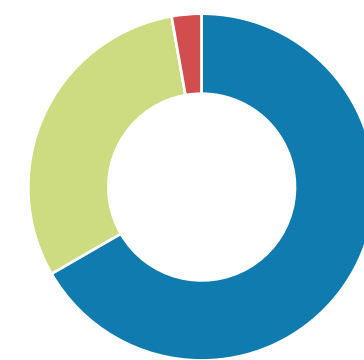
Integrated foreign & security policy ↗



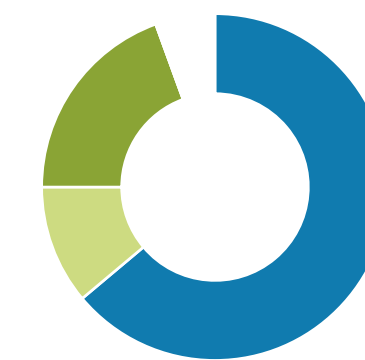
Common policy in justice & home affairs ↗



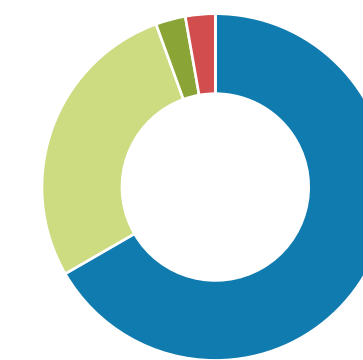
Common immigration and asylum policy ↗



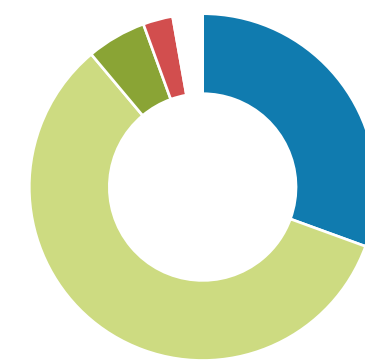
Common development assistance policy ↗



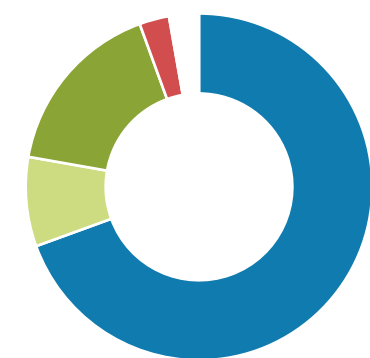
Common border police and coast guard ↗



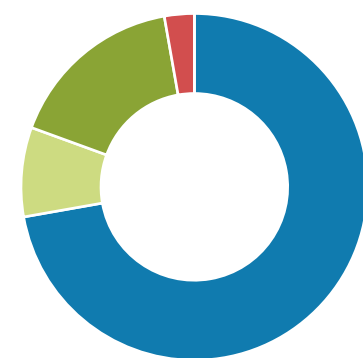
Common defence structures ↗



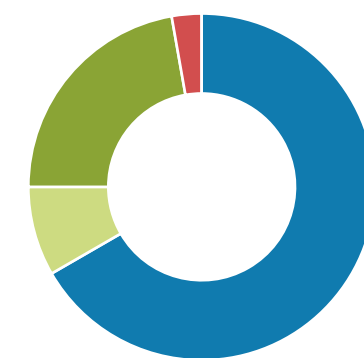
Common China policy ↗



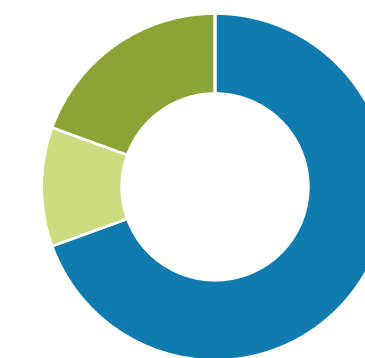
Common USA policy ↗



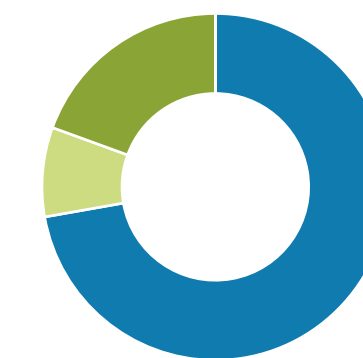
Common Russia policy ↗



Common Ukraine policy ↗



Common Syria policy ↗



Common MENA policy ↗



Policies & Partners Overview

**Preferred Actor Level**

Preferred Actor Level (Public View)

Priorities and Favoured Partners

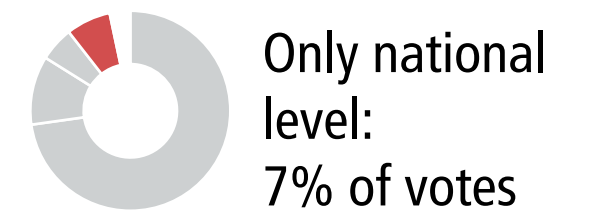
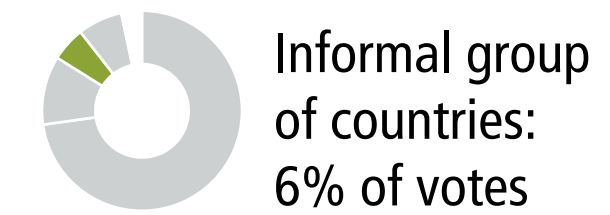
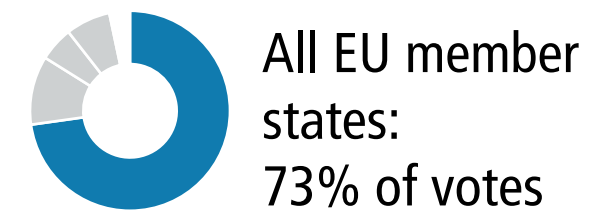
Number of respondents: 36. Share of 'Don't know' votes shown by open circles



# Preferred Actor Level Votes by Greece

Q10

“Which level of decision-making would your government prefer for the following list of European policy projects?”

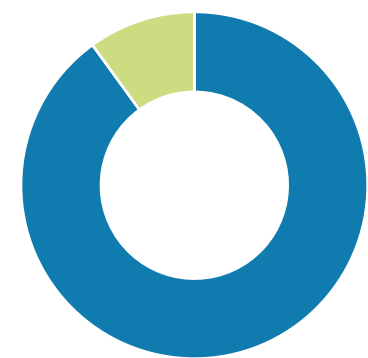


Countries	Policies
EU	Affluent Seven
Big Six	Southern Seven
Founding Six	Visegrád Four
Austria	Italy
Belgium	Latvia
Bulgaria	Lithuania
Croatia	Luxembourg
Cyprus	Malta
Czech Rep.	Netherlands
Denmark	Poland
Estonia	Portugal
Finland	Romania
France	Slovakia
Germany	Slovenia
<b>Greece</b>	Spain
Hungary	Sweden
Ireland	UK

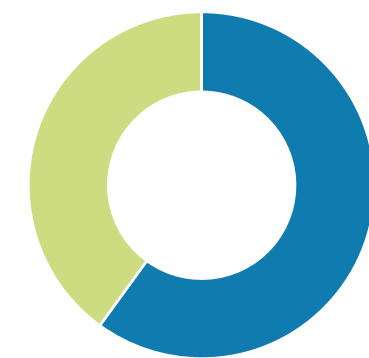
Single fiscal policy & Eurozone govern. ↗



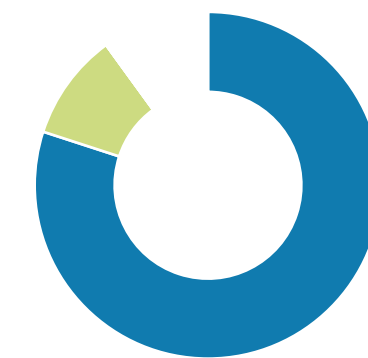
Fully completed single market ↗



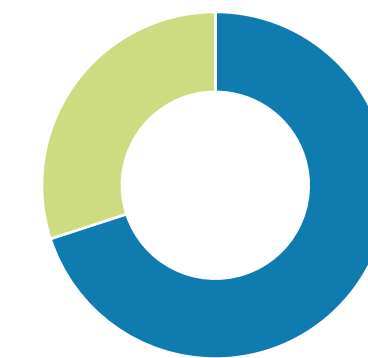
Common social policy ↗



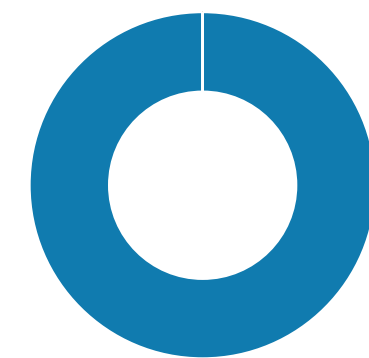
Common digital policy ↗



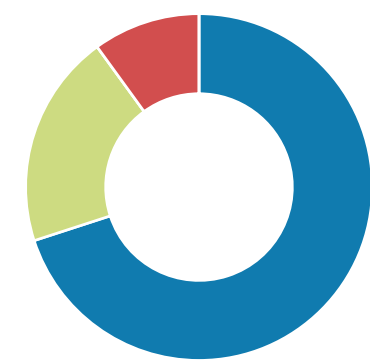
Common energy policy ↗



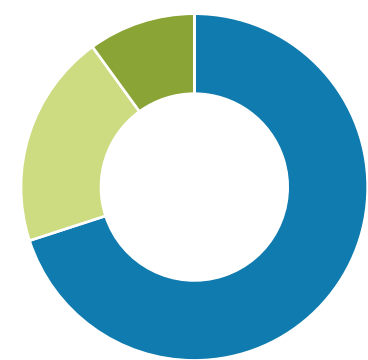
Single climate policy ↗



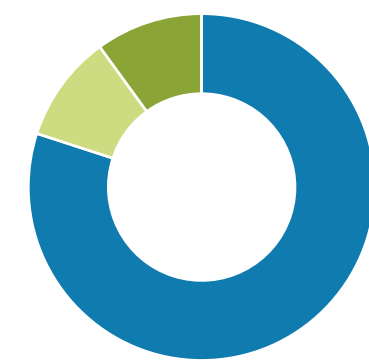
Integrated foreign & security policy ↗



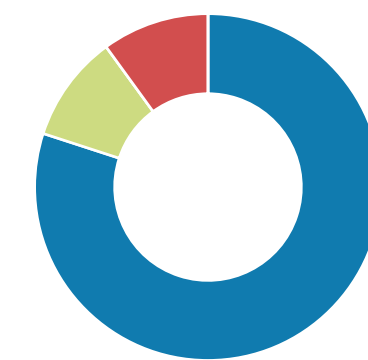
Common policy in justice & home affairs ↗



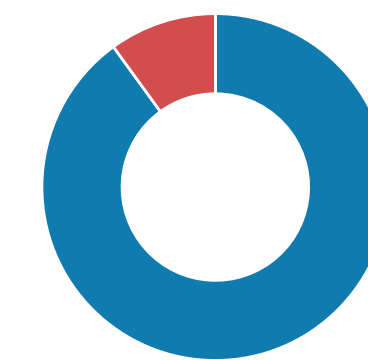
Common immigration and asylum policy ↗



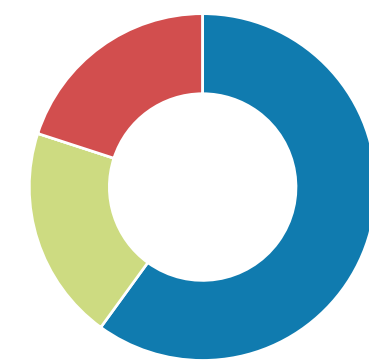
Common development assistance policy ↗



Common border police and coast guard ↗



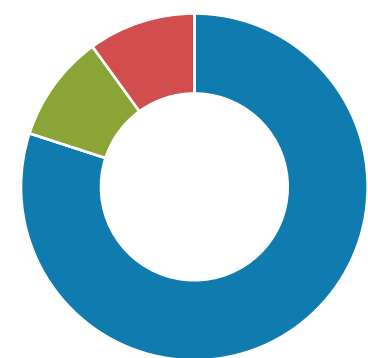
Common defence structures ↗



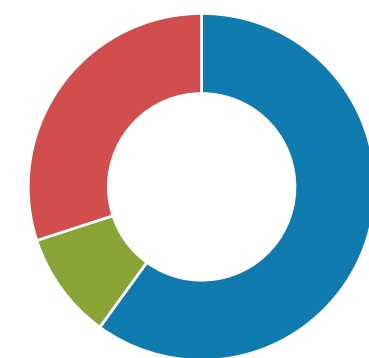
Common China policy ↗



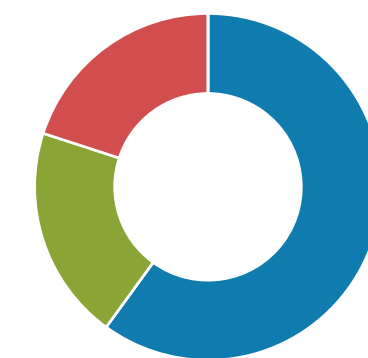
Common USA policy ↗



Common Russia policy ↗



Common Ukraine policy ↗



Common Syria policy ↗



Common MENA policy ↗



Policies & Partners Overview

**Preferred Actor Level**

Preferred Actor Level (Public View)

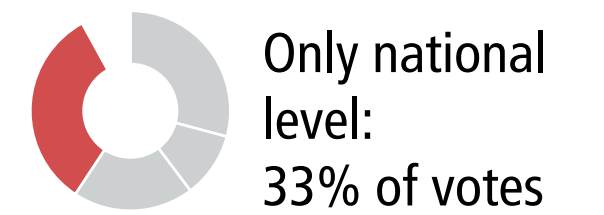
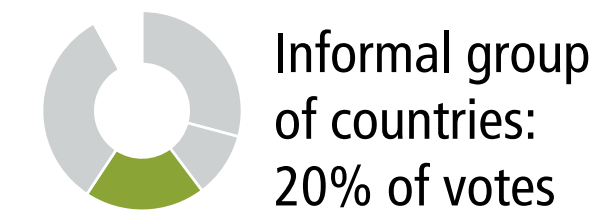
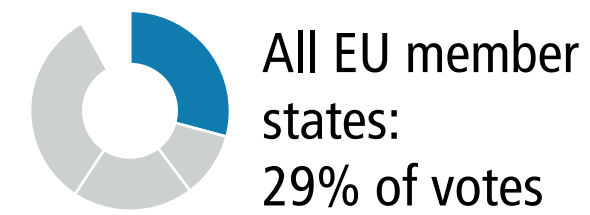
Priorities and Favoured Partners

Number of respondents: 10. Share of 'Don't know' votes shown by open circles

# Preferred Actor Level Votes by Hungary

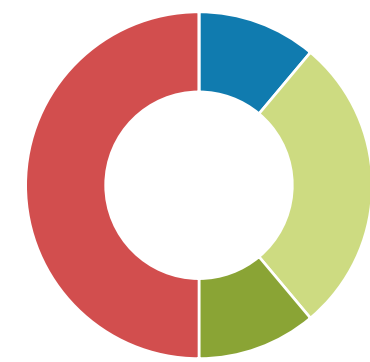
Q10

“Which level of decision-making would your government prefer for the following list of European policy projects?”

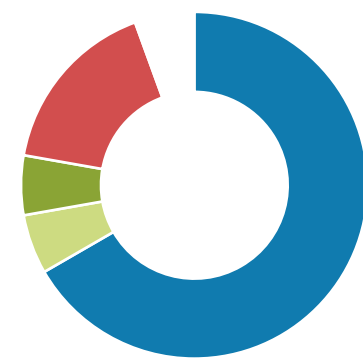


Countries	Policies
EU	Affluent Seven
Big Six	Southern Seven
Founding Six	Visegrád Four
Austria	Italy
Belgium	Latvia
Bulgaria	Lithuania
Croatia	Luxembourg
Cyprus	Malta
Czech Rep.	Netherlands
Denmark	Poland
Estonia	Portugal
Finland	Romania
France	Slovakia
Germany	Slovenia
Greece	Spain
<b>Hungary</b>	Sweden
Ireland	UK

Single fiscal policy & Eurozone govern. ↗



Fully completed single market ↗



Common social policy ↗



Common digital policy ↗



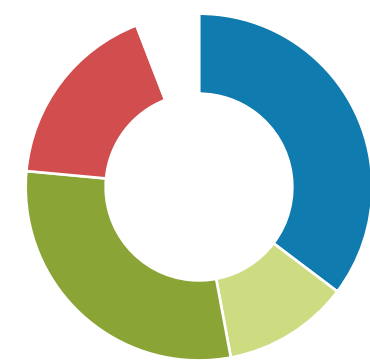
Common energy policy ↗



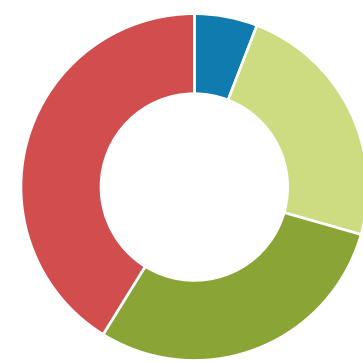
Single climate policy ↗



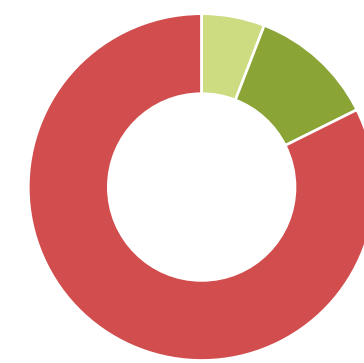
Integrated foreign & security policy ↗



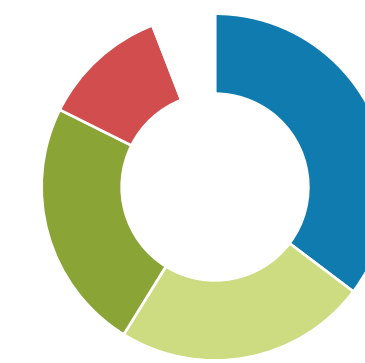
Common policy in justice & home affairs ↗



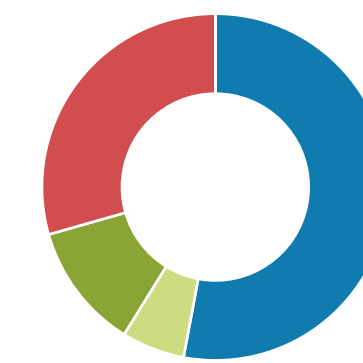
Common immigration and asylum policy ↗



Common development assistance policy ↗



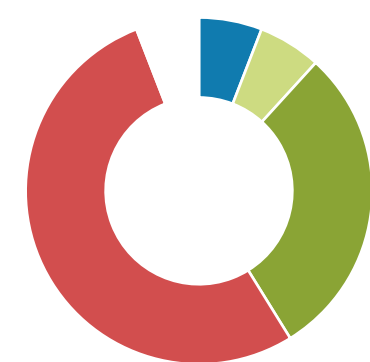
Common border police and coast guard ↗



Common defence structures ↗



Common China policy ↗



Common USA policy ↗



Common Russia policy ↗



Common Ukraine policy ↗



Common Syria policy ↗



Common MENA policy ↗



Policies & Partners Overview

**Preferred Actor Level**

Preferred Actor Level (Public View)

Priorities and Favoured Partners

Number of respondents: 18. Share of 'Don't know' votes shown by open circles

# Preferred Actor Level Votes by Ireland

Q10

“Which level of decision-making would your government prefer for the following list of European policy projects?”



All EU member states:  
58% of votes



Treaty based group of countries:  
11% of votes



Informal group of countries:  
11% of votes



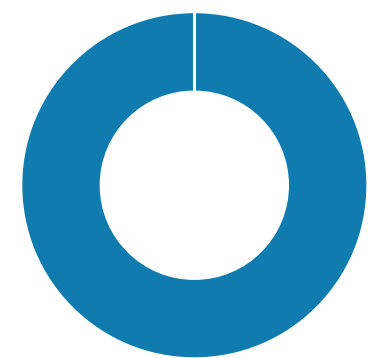
Only national level:  
8% of votes

Countries	Policies
EU	Affluent Seven
Big Six	Southern Seven
Founding Six	Visegrád Four
Austria	Italy
Belgium	Latvia
Bulgaria	Lithuania
Croatia	Luxembourg
Cyprus	Malta
Czech Rep.	Netherlands
Denmark	Poland
Estonia	Portugal
Finland	Romania
France	Slovakia
Germany	Slovenia
Greece	Spain
Hungary	Sweden
Ireland	UK

Single fiscal policy & Eurozone govern. ↗



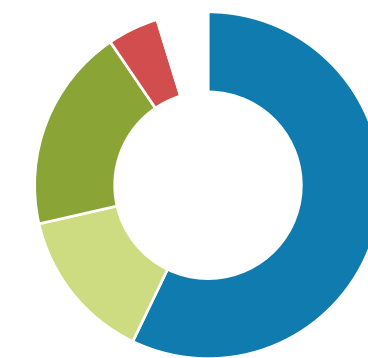
Fully completed single market ↗



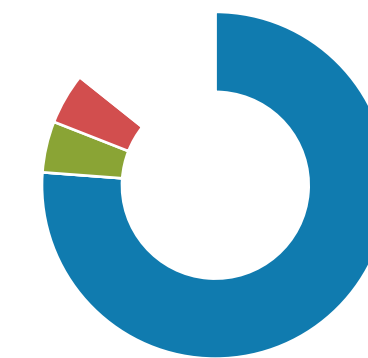
Common social policy ↗



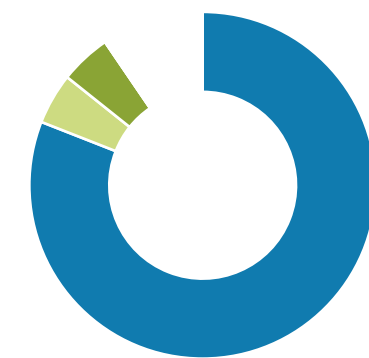
Common digital policy ↗



Common energy policy ↗



Single climate policy ↗



Integrated foreign & security policy ↗



Common policy in justice & home affairs ↗



Common immigration and asylum policy ↗



Common development assistance policy ↗



Common border police and coast guard ↗



Common defence structures ↗



Common China policy ↗



Common USA policy ↗



Common Russia policy ↗



Common Ukraine policy ↗



Common Syria policy ↗



Common MENA policy ↗



Policies & Partners Overview

Preferred Actor Level

Preferred Actor Level (Public View)

Priorities and Favoured Partners

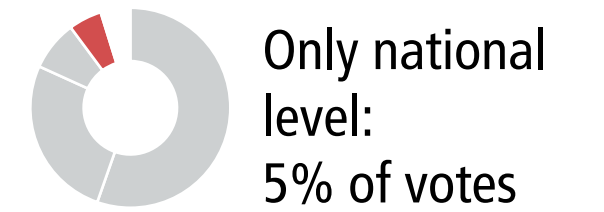
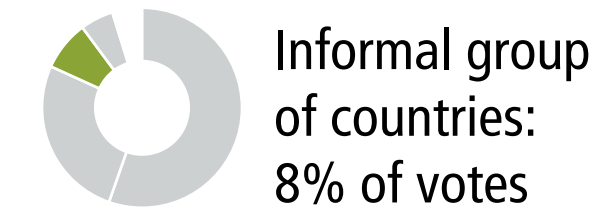
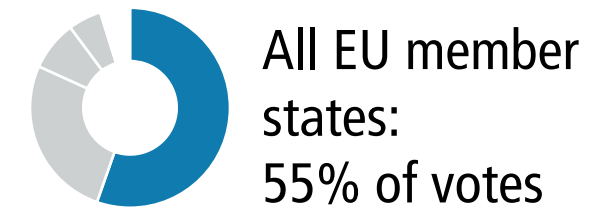
Number of respondents: 21. Share of 'Don't know' votes shown by open circles



# Preferred Actor Level Votes by Italy

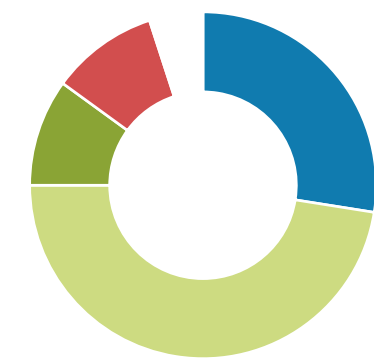
Q10

“Which level of decision-making would your government prefer for the following list of European policy projects?”

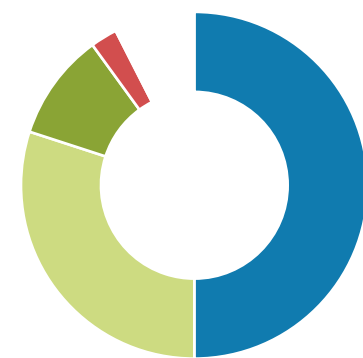


Countries	Policies
EU	Affluent Seven
Big Six	Southern Seven
Founding Six	Visegrád Four
Austria	<b>Italy</b>
Belgium	Latvia
Bulgaria	Lithuania
Croatia	Luxembourg
Cyprus	Malta
Czech Rep.	Netherlands
Denmark	Poland
Estonia	Portugal
Finland	Romania
France	Slovakia
Germany	Slovenia
Greece	Spain
Hungary	Sweden
Ireland	UK

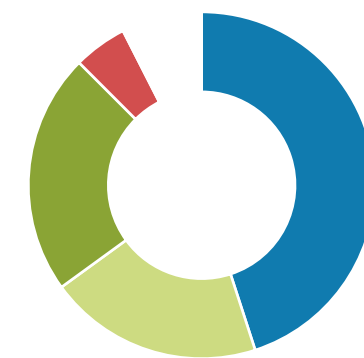
Single fiscal policy & Eurozone govern. ↗



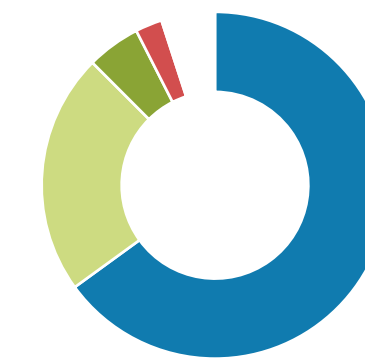
Fully completed single market ↗



Common social policy ↗



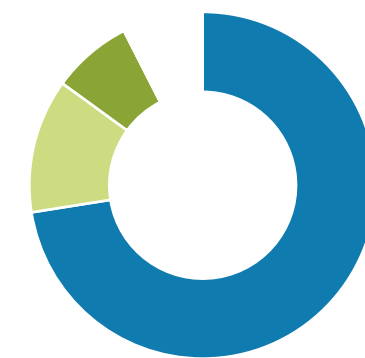
Common digital policy ↗



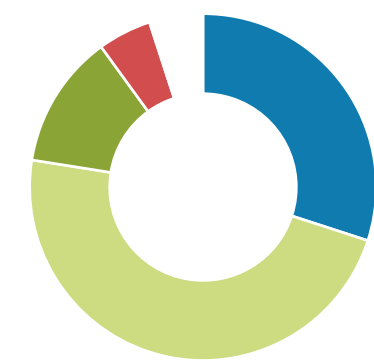
Common energy policy ↗



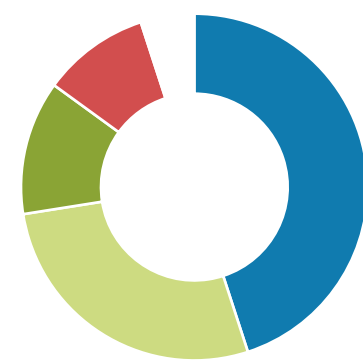
Single climate policy ↗



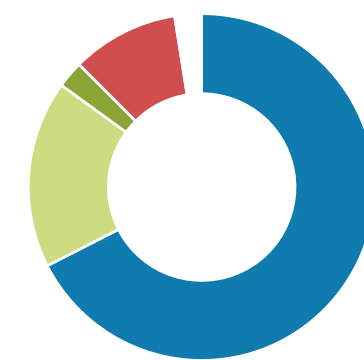
Integrated foreign & security policy ↗



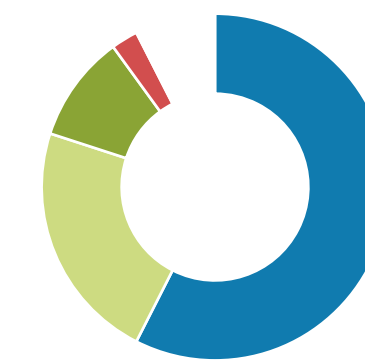
Common policy in justice & home affairs ↗



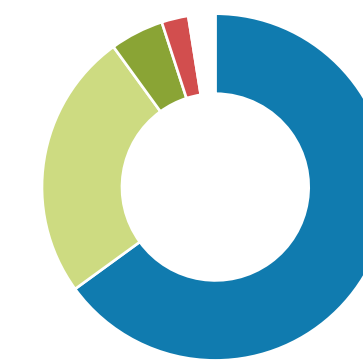
Common immigration and asylum policy ↗



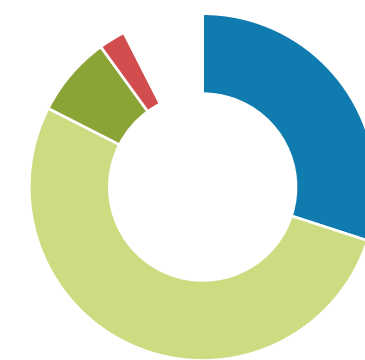
Common development assistance policy ↗



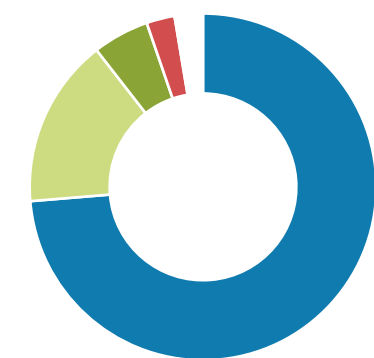
Common border police and coast guard ↗



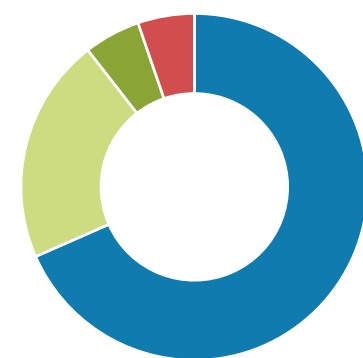
Common defence structures ↗



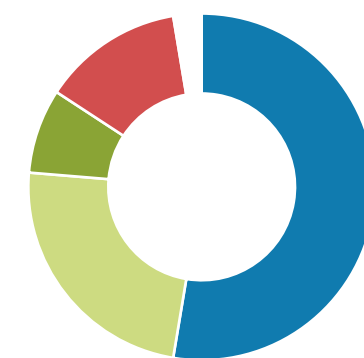
Common China policy ↗



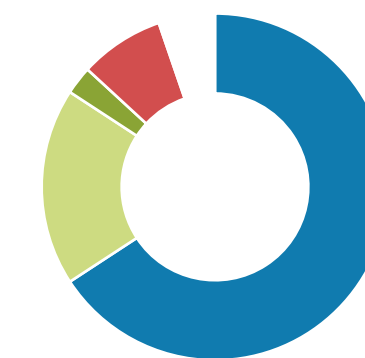
Common USA policy ↗



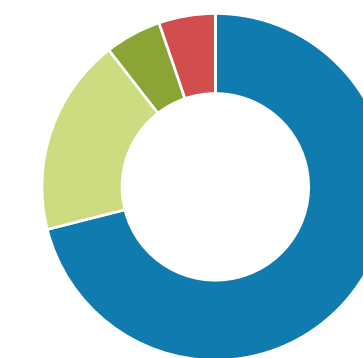
Common Russia policy ↗



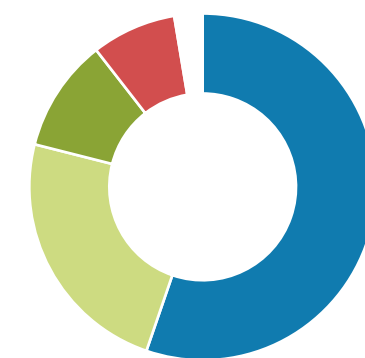
Common Ukraine policy ↗



Common Syria policy ↗



Common MENA policy ↗



Policies & Partners Overview

**Preferred Actor Level**

Preferred Actor Level (Public View)

Priorities and Favoured Partners

Number of respondents: 40. Share of 'Don't know' votes shown by open circles

# Preferred Actor Level Votes by Latvia

Q10

“Which level of decision-making would your government prefer for the following list of European policy projects?”



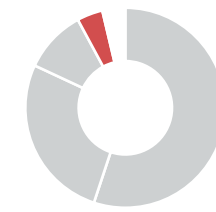
All EU member states:  
55% of votes



Treaty based group of countries:  
27% of votes



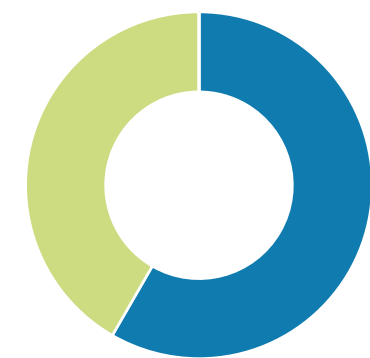
Informal group of countries:  
10% of votes



Only national level:  
4% of votes

Countries	Policies
EU	Affluent Seven
Big Six	Southern Seven
Founding Six	Visegrád Four
Austria	Italy
Belgium	<b>Latvia</b>
Bulgaria	Lithuania
Croatia	Luxembourg
Cyprus	Malta
Czech Rep.	Netherlands
Denmark	Poland
Estonia	Portugal
Finland	Romania
France	Slovakia
Germany	Slovenia
Greece	Spain
Hungary	Sweden
Ireland	UK

Single fiscal policy & Eurozone govern. ↗



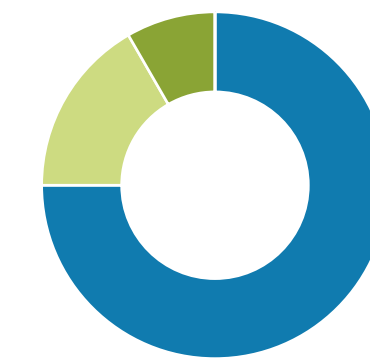
Fully completed single market ↗



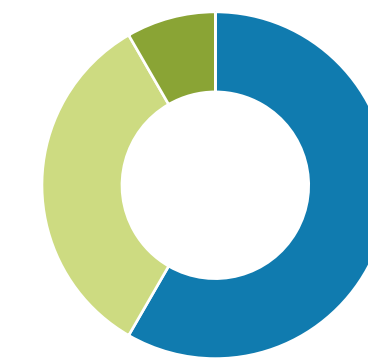
Common social policy ↗



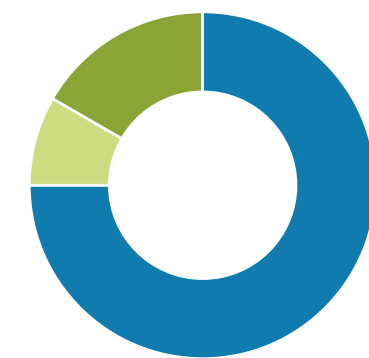
Common digital policy ↗



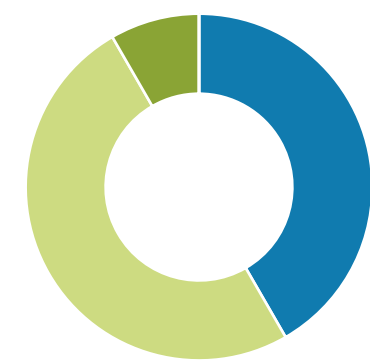
Common energy policy ↗



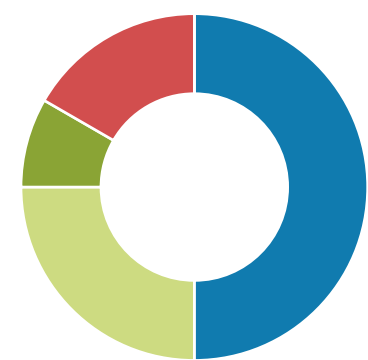
Single climate policy ↗



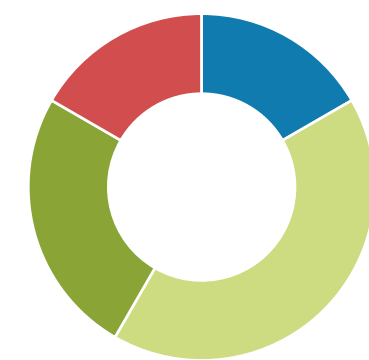
Integrated foreign & security policy ↗



Common policy in justice & home affairs ↗



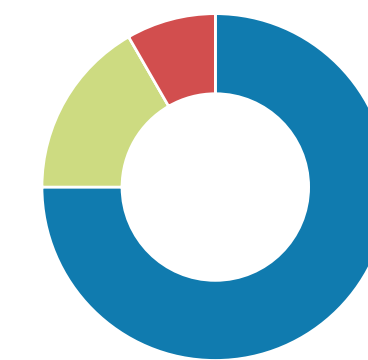
Common immigration and asylum policy ↗



Common development assistance policy ↗



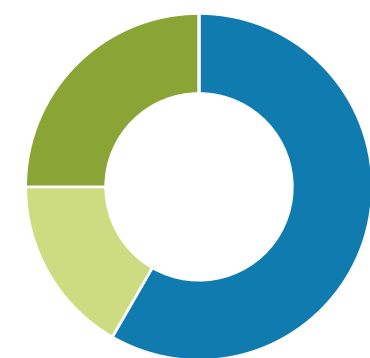
Common border police and coast guard ↗



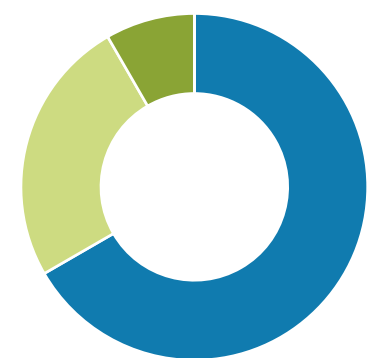
Common defence structures ↗



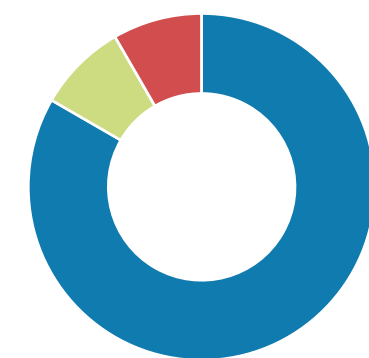
Common China policy ↗



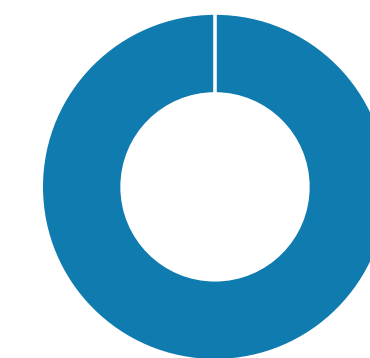
Common USA policy ↗



Common Russia policy ↗



Common Ukraine policy ↗



Common Syria policy ↗



Common MENA policy ↗



Policies & Partners Overview

**Preferred Actor Level**

Preferred Actor Level (Public View)

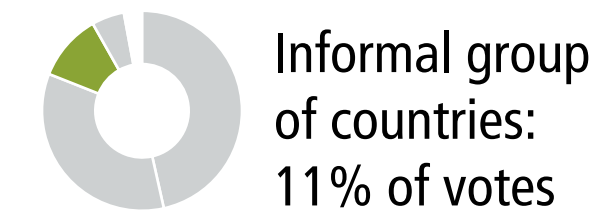
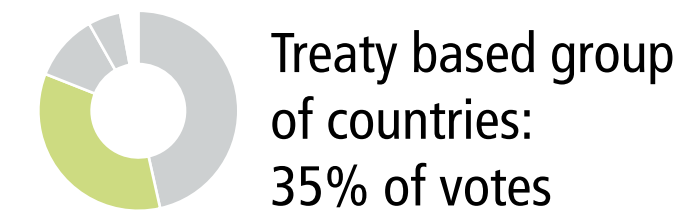
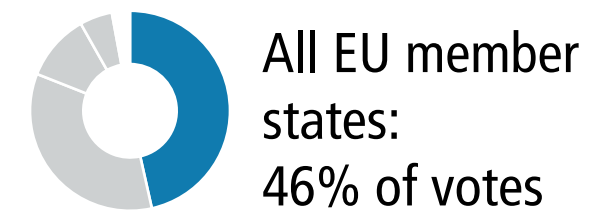
Priorities and Favoured Partners

Number of respondents: 12. Share of 'Don't know' votes shown by open circles

# Preferred Actor Level Votes by Lithuania

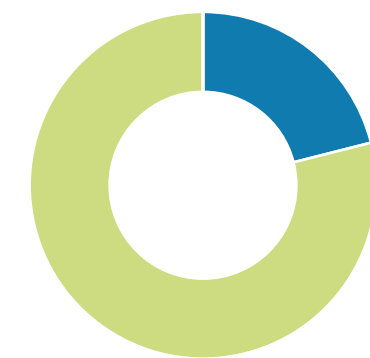
Q10

“Which level of decision-making would your government prefer for the following list of European policy projects?”

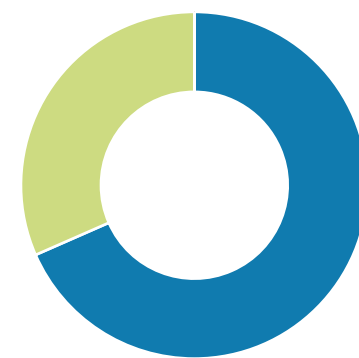


Countries	Policies
EU	Affluent Seven
Big Six	Southern Seven
Founding Six	Visegrád Four
Austria	Italy
Belgium	Latvia
Bulgaria	<b>Lithuania</b>
Croatia	Luxembourg
Cyprus	Malta
Czech Rep.	Netherlands
Denmark	Poland
Estonia	Portugal
Finland	Romania
France	Slovakia
Germany	Slovenia
Greece	Spain
Hungary	Sweden
Ireland	UK

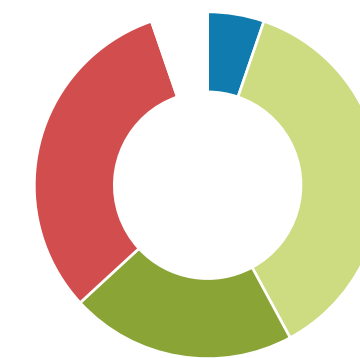
Single fiscal policy & Eurozone govern. ↗



Fully completed single market ↗



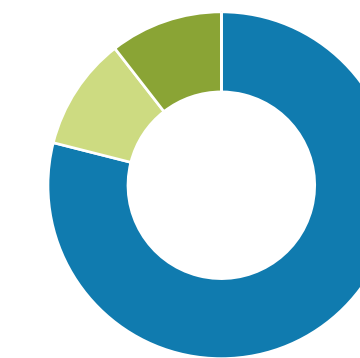
Common social policy ↗



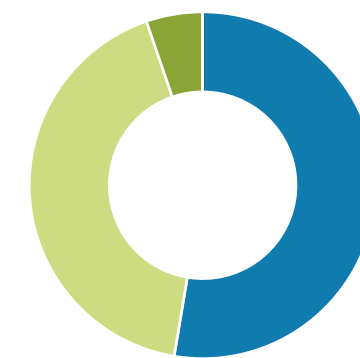
Common digital policy ↗



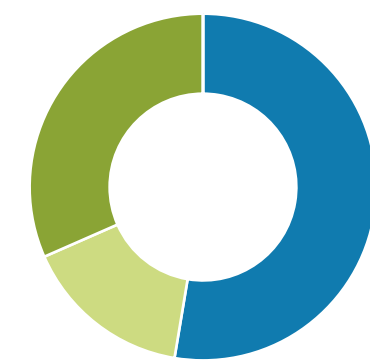
Common energy policy ↗



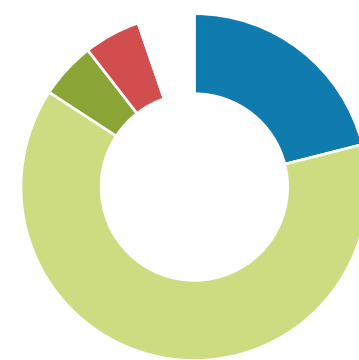
Single climate policy ↗



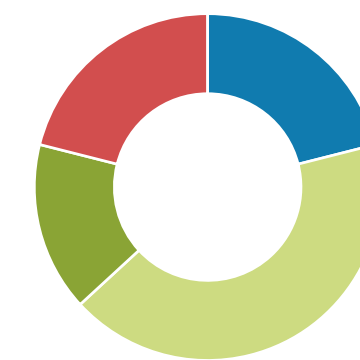
Integrated foreign & security policy ↗



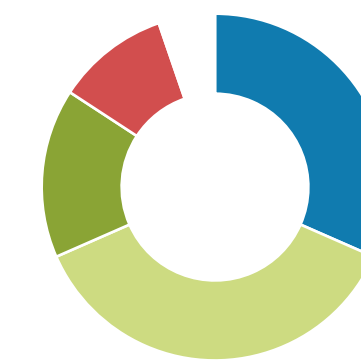
Common policy in justice & home affairs ↗



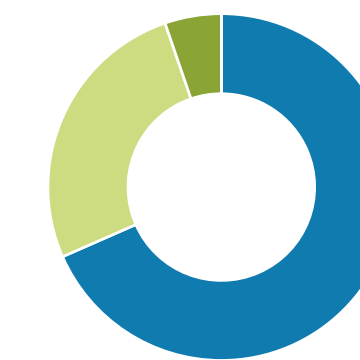
Common immigration and asylum policy ↗



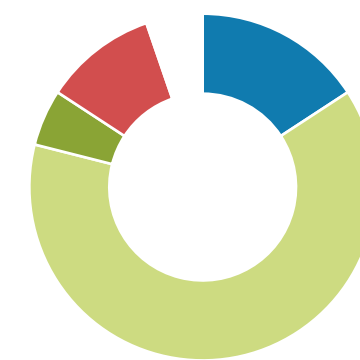
Common development assistance policy ↗



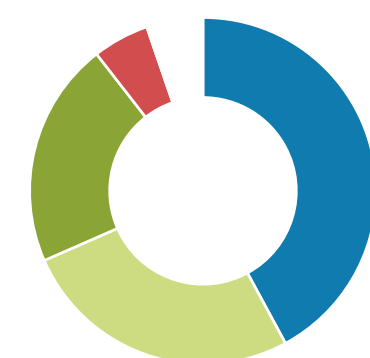
Common border police and coast guard ↗



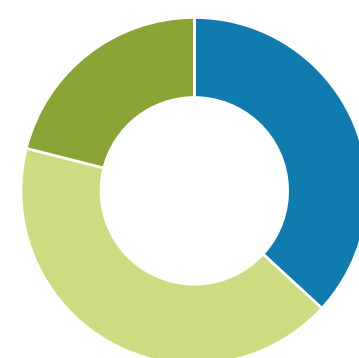
Common defence structures ↗



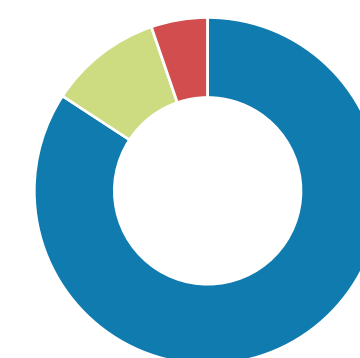
Common China policy ↗



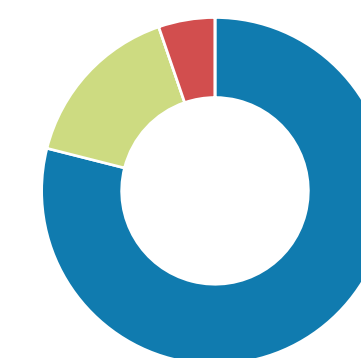
Common USA policy ↗



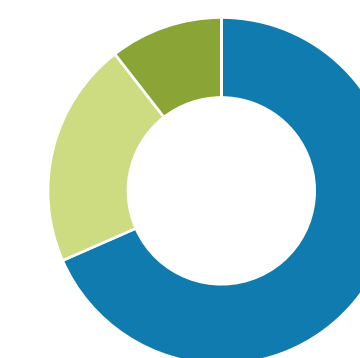
Common Russia policy ↗



Common Ukraine policy ↗



Common Syria policy ↗



Common MENA policy ↗



Policies & Partners Overview

**Preferred Actor Level**

Preferred Actor Level (Public View)

Priorities and Favoured Partners

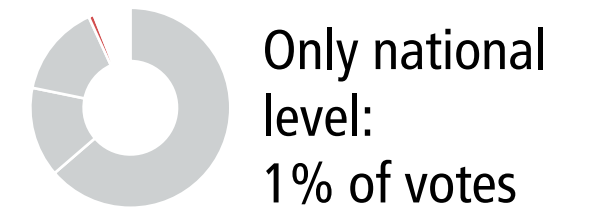
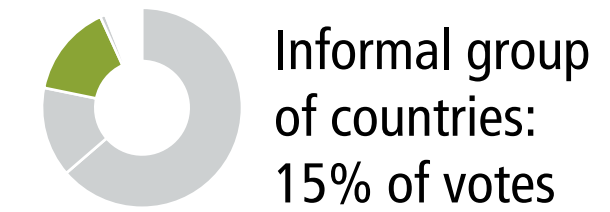
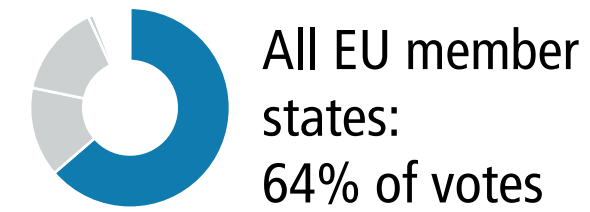
Number of respondents: 19. Share of 'Don't know' votes shown by open circles



# Preferred Actor Level Votes by Luxembourg

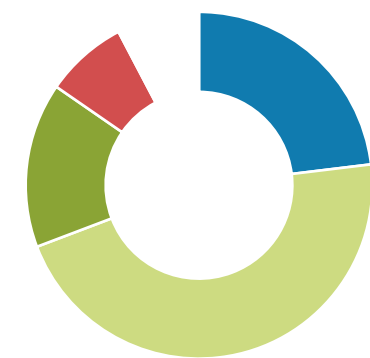
Q10

“Which level of decision-making would your government prefer for the following list of European policy projects?”



Countries	Policies
EU	Affluent Seven
Big Six	Southern Seven
Founding Six	Visegrád Four
Austria	Italy
Belgium	Latvia
Bulgaria	Lithuania
Croatia	<b>Luxembourg</b>
Cyprus	Malta
Czech Rep.	Netherlands
Denmark	Poland
Estonia	Portugal
Finland	Romania
France	Slovakia
Germany	Slovenia
Greece	Spain
Hungary	Sweden
Ireland	UK

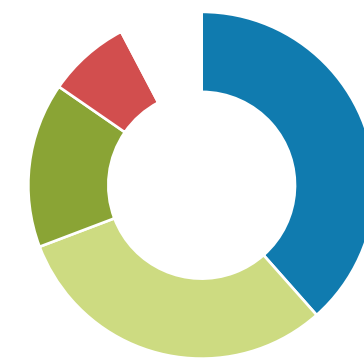
Single fiscal policy & Eurozone govern. ↗



Fully completed single market ↗



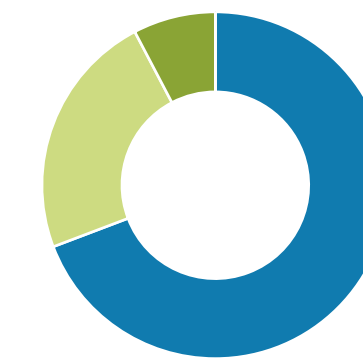
Common social policy ↗



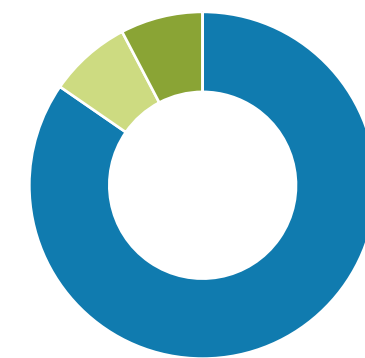
Common digital policy ↗



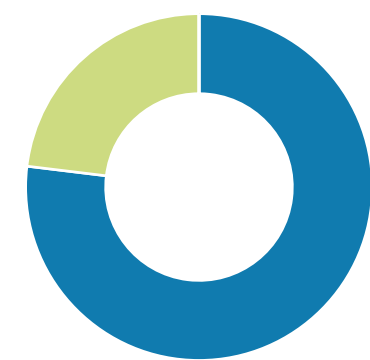
Common energy policy ↗



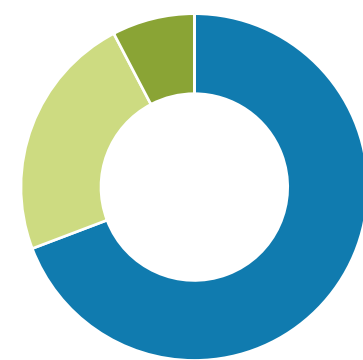
Single climate policy ↗



Integrated foreign & security policy ↗



Common policy in justice & home affairs ↗



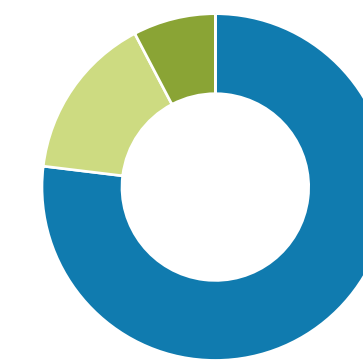
Common immigration and asylum policy ↗



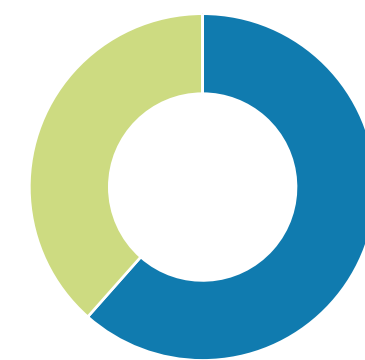
Common development assistance policy ↗



Common border police and coast guard ↗



Common defence structures ↗



Common China policy ↗



Common USA policy ↗



Common Russia policy ↗



Common Ukraine policy ↗



Common Syria policy ↗



Common MENA policy ↗



Policies & Partners Overview

**Preferred Actor Level**

Preferred Actor Level (Public View)

Priorities and Favoured Partners

Number of respondents: 13. Share of 'Don't know' votes shown by open circles

# Preferred Actor Level Votes by Malta

Q10

“Which level of decision-making would your government prefer for the following list of European policy projects?”



All EU member states:  
22% of votes



Treaty based group of countries:  
27% of votes



Informal group of countries:  
26% of votes



Only national level:  
10% of votes

Countries	Policies
EU	Affluent Seven
Big Six	Southern Seven
Founding Six	Visegrád Four
Austria	Italy
Belgium	Latvia
Bulgaria	Lithuania
Croatia	Luxembourg
Cyprus	<b>Malta</b>
Czech Rep.	Netherlands
Denmark	Poland
Estonia	Portugal
Finland	Romania
France	Slovakia
Germany	Slovenia
Greece	Spain
Hungary	Sweden
Ireland	UK

Single fiscal policy & Eurozone govern. ↗



Fully completed single market ↗



Common social policy ↗



Common digital policy ↗



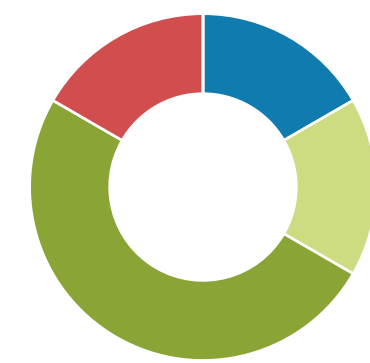
Common energy policy ↗



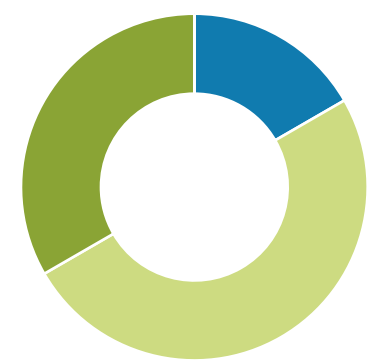
Single climate policy ↗



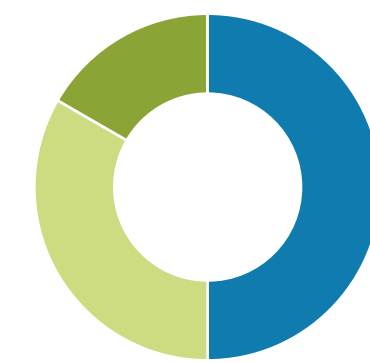
Integrated foreign & security policy ↗



Common policy in justice & home affairs ↗



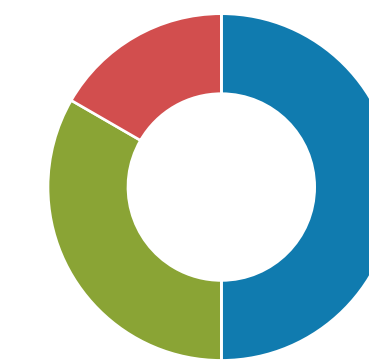
Common immigration and asylum policy ↗



Common development assistance policy ↗



Common border police and coast guard ↗



Common defence structures ↗



Common China policy ↗



Common USA policy ↗



Common Russia policy ↗



Common Ukraine policy ↗



Common Syria policy ↗



Common MENA policy ↗



Policies & Partners Overview

**Preferred Actor Level**

Preferred Actor Level (Public View)

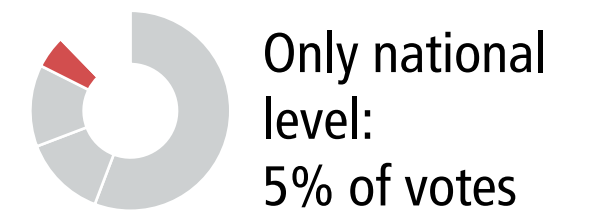
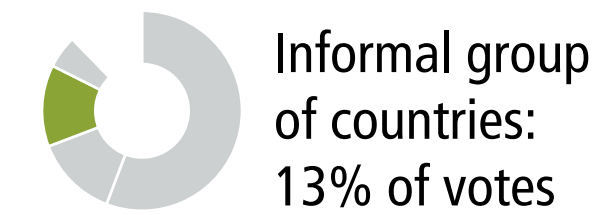
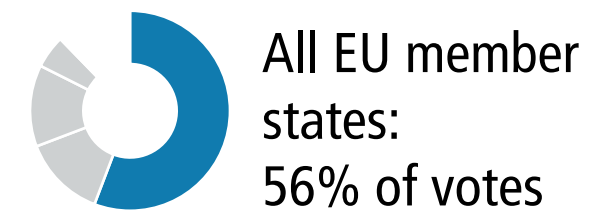
Priorities and Favoured Partners

Number of respondents: 6. Share of 'Don't know' votes shown by open circles

# Preferred Actor Level Votes by Netherlands

Q10

“Which level of decision-making would your government prefer for the following list of European policy projects?”

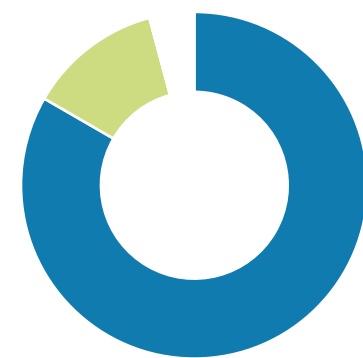


Countries	Policies
EU	Affluent Seven
Big Six	Southern Seven
Founding Six	Visegrád Four
Austria	Italy
Belgium	Latvia
Bulgaria	Lithuania
Croatia	Luxembourg
Cyprus	Malta
Czech Rep.	<b>Netherlands</b>
Denmark	Poland
Estonia	Portugal
Finland	Romania
France	Slovakia
Germany	Slovenia
Greece	Spain
Hungary	Sweden
Ireland	UK

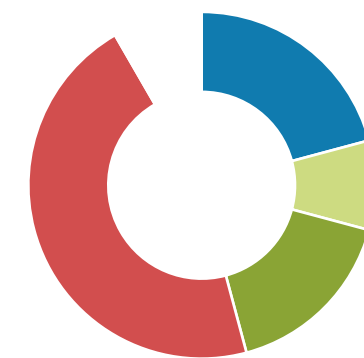
Single fiscal policy & Eurozone govern. ↗



Fully completed single market ↗



Common social policy ↗



Common digital policy ↗



Common energy policy ↗



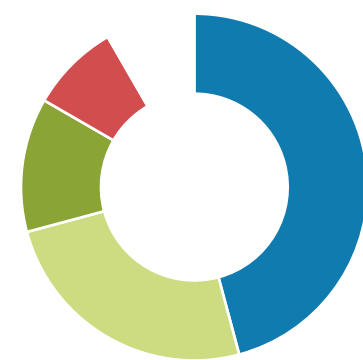
Single climate policy ↗



Integrated foreign & security policy ↗



Common policy in justice & home affairs ↗



Common immigration and asylum policy ↗



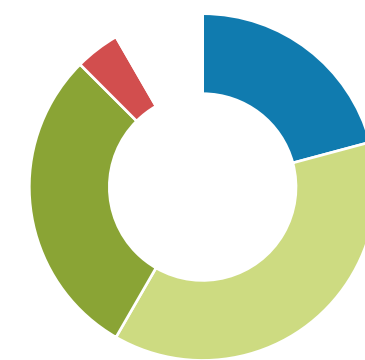
Common development assistance policy ↗



Common border police and coast guard ↗



Common defence structures ↗



Common China policy ↗



Common USA policy ↗



Common Russia policy ↗



Common Ukraine policy ↗



Common Syria policy ↗



Common MENA policy ↗



Policies & Partners Overview

**Preferred Actor Level**

Preferred Actor Level (Public View)

Priorities and Favoured Partners

Number of respondents: 24. Share of 'Don't know' votes shown by open circles



# Preferred Actor Level Votes by Poland

Q10

“Which level of decision-making would your government prefer for the following list of European policy projects?”



All EU member states:  
39% of votes



Treaty based group of countries:  
9% of votes



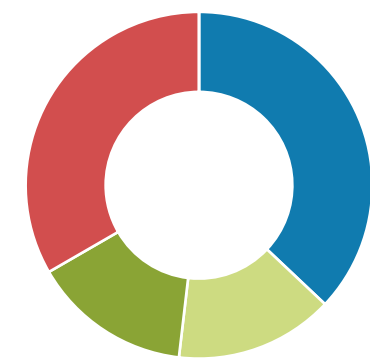
Informal group of countries:  
14% of votes



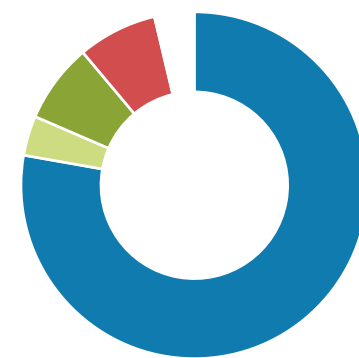
Only national level:  
28% of votes

Countries	Policies
EU	Affluent Seven
Big Six	Southern Seven
Founding Six	Visegrád Four
Austria	Italy
Belgium	Latvia
Bulgaria	Lithuania
Croatia	Luxembourg
Cyprus	Malta
Czech Rep.	Netherlands
Denmark	<b>Poland</b>
Estonia	Portugal
Finland	Romania
France	Slovakia
Germany	Slovenia
Greece	Spain
Hungary	Sweden
Ireland	UK

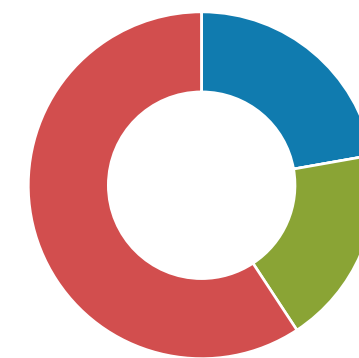
Single fiscal policy & Eurozone govern. ↗



Fully completed single market ↗



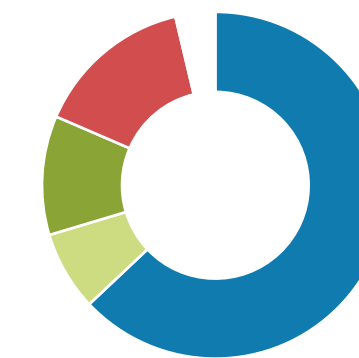
Common social policy ↗



Common digital policy ↗



Common energy policy ↗



Single climate policy ↗



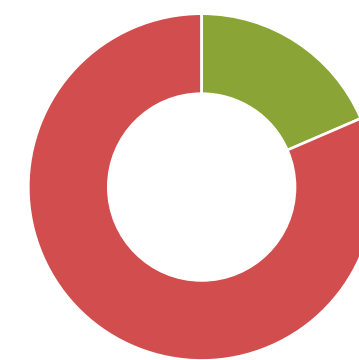
Integrated foreign & security policy ↗



Common policy in justice & home affairs ↗



Common immigration and asylum policy ↗



Common development assistance policy ↗



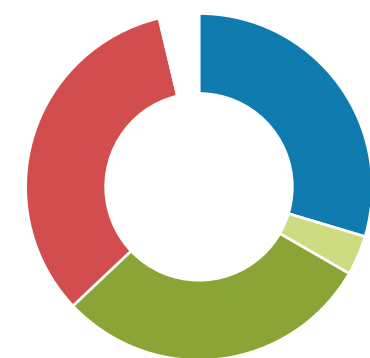
Common border police and coast guard ↗



Common defence structures ↗



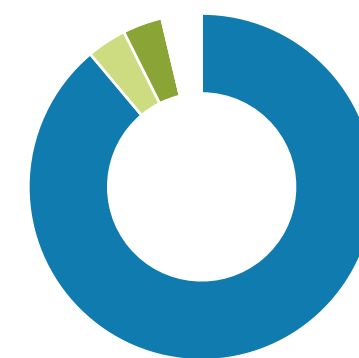
Common China policy ↗



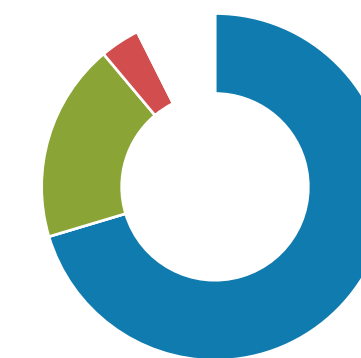
Common USA policy ↗



Common Russia policy ↗



Common Ukraine policy ↗



Common Syria policy ↗



Common MENA policy ↗



Policies & Partners Overview

**Preferred Actor Level**

Preferred Actor Level (Public View)

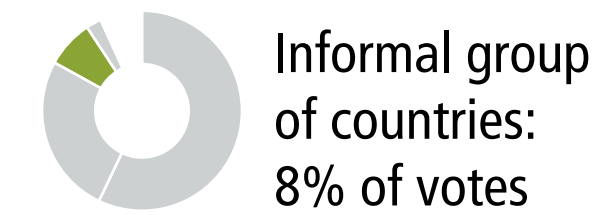
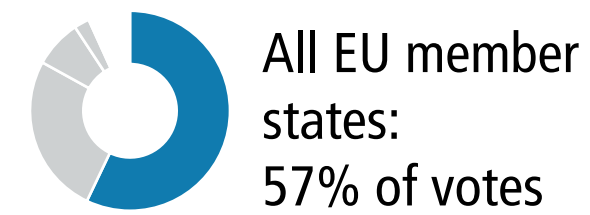
Priorities and Favoured Partners

Number of respondents: 27. Share of 'Don't know' votes shown by open circles

# Preferred Actor Level Votes by Portugal

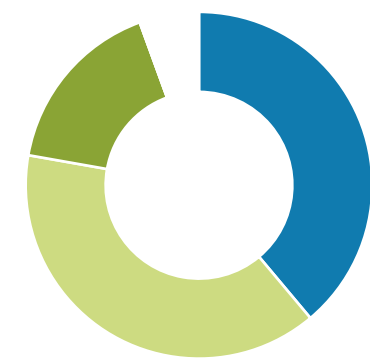
Q10

“Which level of decision-making would your government prefer for the following list of European policy projects?”

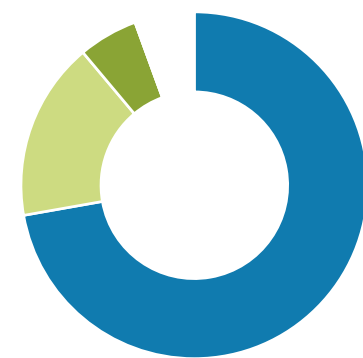


Countries	Policies
EU	Affluent Seven
Big Six	Southern Seven
Founding Six	Visegrád Four
Austria	Italy
Belgium	Latvia
Bulgaria	Lithuania
Croatia	Luxembourg
Cyprus	Malta
Czech Rep.	Netherlands
Denmark	Poland
Estonia	<b>Portugal</b>
Finland	Romania
France	Slovakia
Germany	Slovenia
Greece	Spain
Hungary	Sweden
Ireland	UK

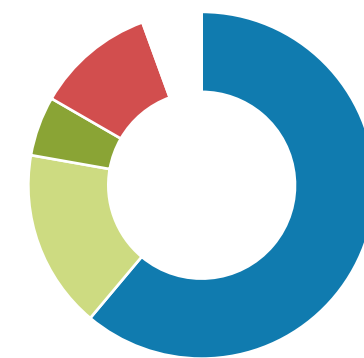
Single fiscal policy & Eurozone govern. ↗



Fully completed single market ↗



Common social policy ↗




Common digital policy ↗



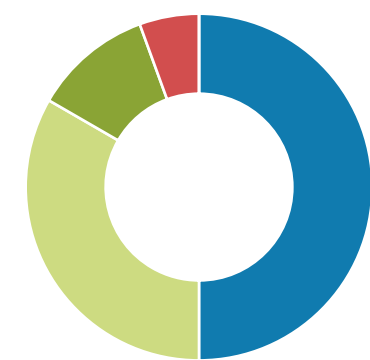
Common energy policy ↗



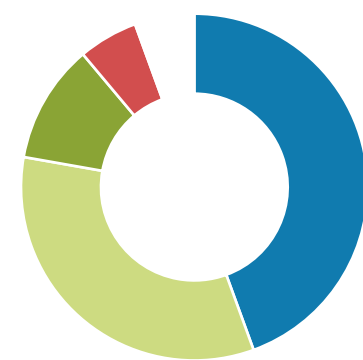
Single climate policy ↗



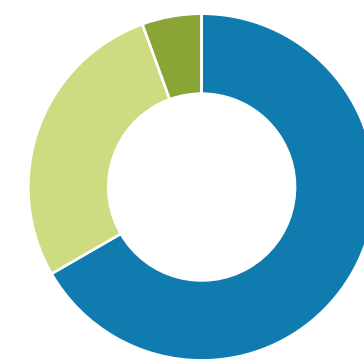
Integrated foreign & security policy ↗



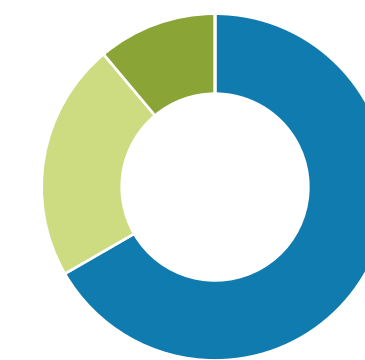
Common policy in justice & home affairs ↗



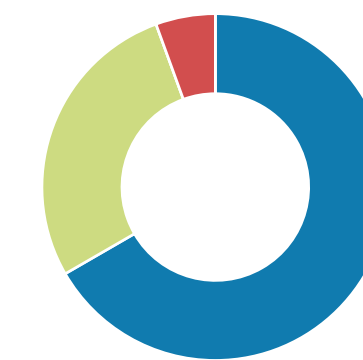
Common immigration and asylum policy ↗



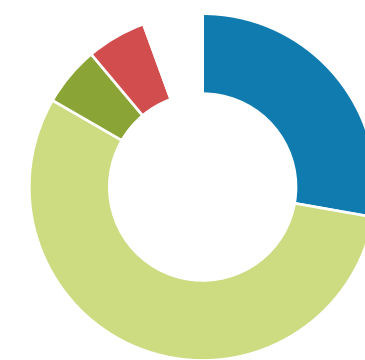
Common development assistance policy ↗



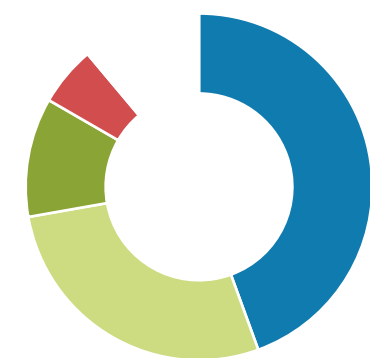
Common border police and coast guard ↗



Common defence structures ↗



Common China policy ↗



Common USA policy ↗



Common Russia policy ↗



Common Ukraine policy ↗



Common Syria policy ↗



Common MENA policy ↗



Policies & Partners Overview

**Preferred Actor Level**

Preferred Actor Level (Public View)

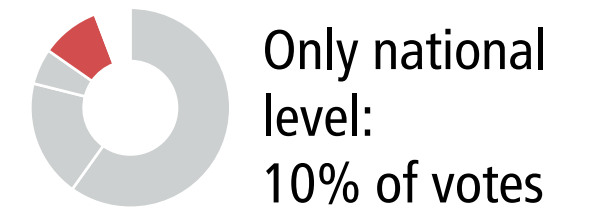
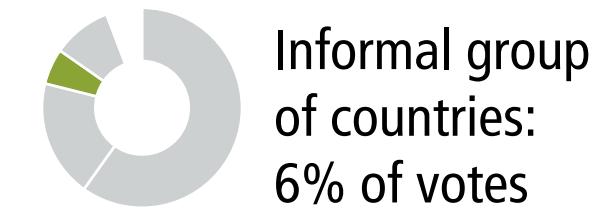
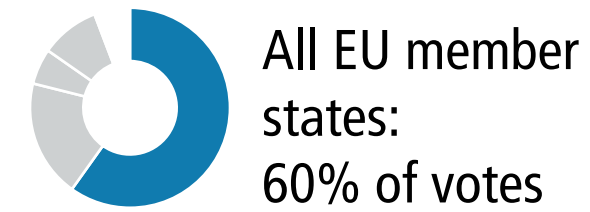
Priorities and Favoured Partners

Number of respondents: 18. Share of 'Don't know' votes shown by open circles

# Preferred Actor Level Votes by Romania

Q10

“Which level of decision-making would your government prefer for the following list of European policy projects?”

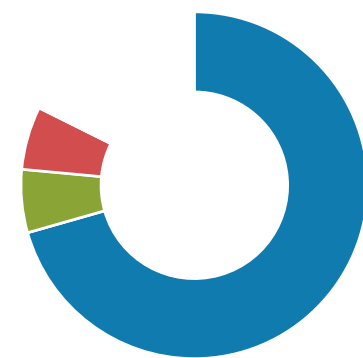


Countries	Policies
EU	Affluent Seven
Big Six	Southern Seven
Founding Six	Visegrád Four
Austria	Italy
Belgium	Latvia
Bulgaria	Lithuania
Croatia	Luxembourg
Cyprus	Malta
Czech Rep.	Netherlands
Denmark	Poland
Estonia	Portugal
Finland	<b>Romania</b>
France	Slovakia
Germany	Slovenia
Greece	Spain
Hungary	Sweden
Ireland	UK

Single fiscal policy & Eurozone govern. ↗



Fully completed single market ↗



Common social policy ↗



Common digital policy ↗



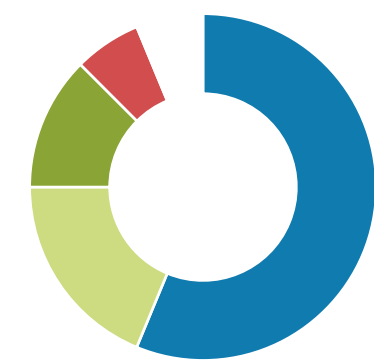
Common energy policy ↗



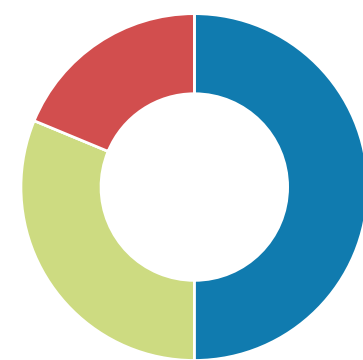
Single climate policy ↗



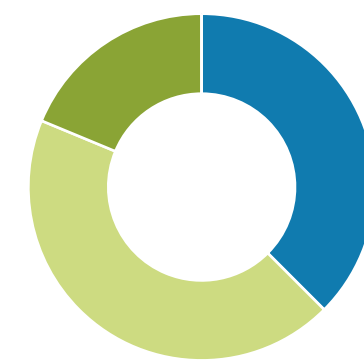
Integrated foreign & security policy ↗



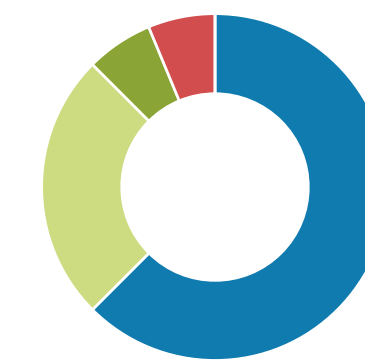
Common policy in justice & home affairs ↗



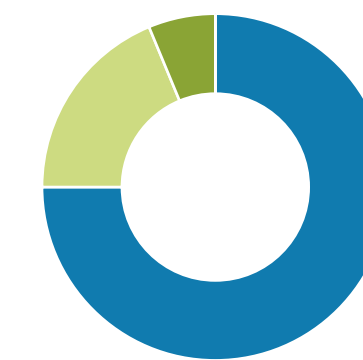
Common immigration and asylum policy ↗



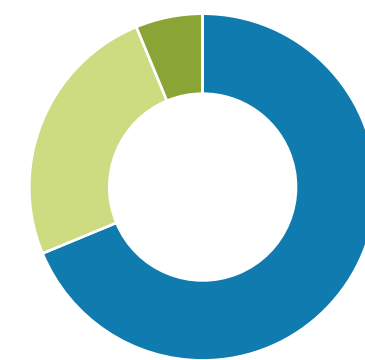
Common development assistance policy ↗



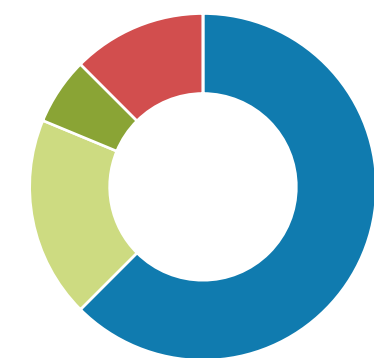
Common border police and coast guard ↗



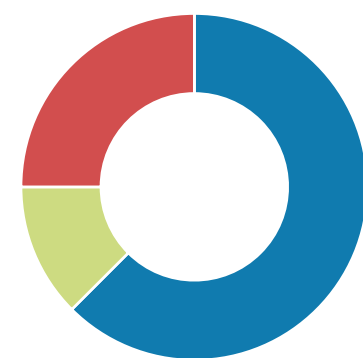
Common defence structures ↗



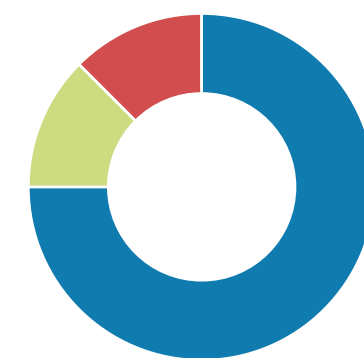
Common China policy ↗



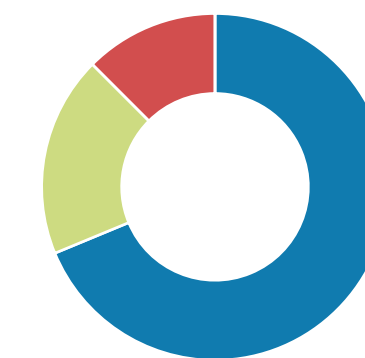
Common USA policy ↗



Common Russia policy ↗



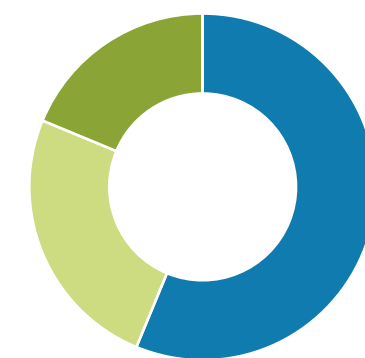
Common Ukraine policy ↗



Common Syria policy ↗



Common MENA policy ↗



Policies & Partners Overview

**Preferred Actor Level**

Preferred Actor Level (Public View)

Priorities and Favoured Partners

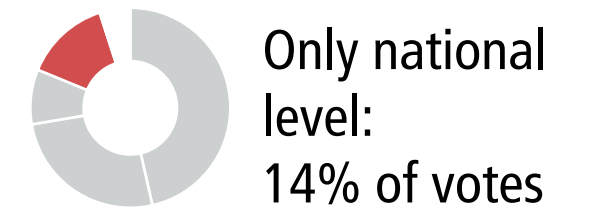
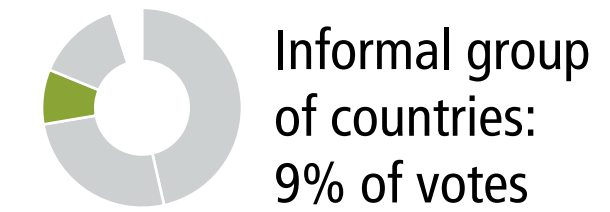
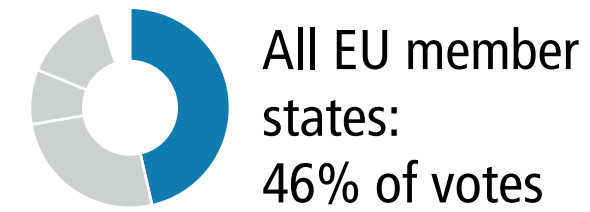
Number of respondents: 17. Share of 'Don't know' votes shown by open circles



# Preferred Actor Level Votes by Slovakia

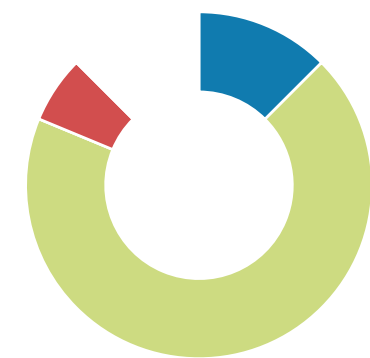
Q10

“Which level of decision-making would your government prefer for the following list of European policy projects?”

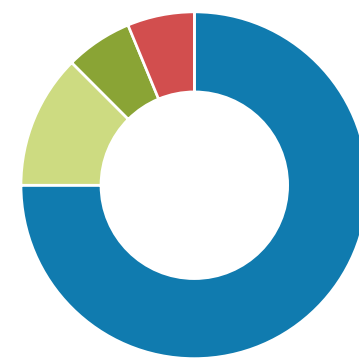


Countries	Policies
EU	Affluent Seven
Big Six	Southern Seven
Founding Six	Visegrád Four
Austria	Italy
Belgium	Latvia
Bulgaria	Lithuania
Croatia	Luxembourg
Cyprus	Malta
Czech Rep.	Netherlands
Denmark	Poland
Estonia	Portugal
Finland	Romania
France	<b>Slovakia</b>
Germany	Slovenia
Greece	Spain
Hungary	Sweden
Ireland	UK

Single fiscal policy & Eurozone govern. ↗



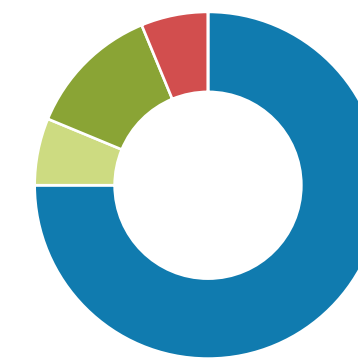
Fully completed single market ↗



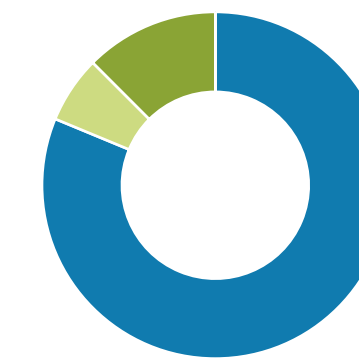
Common social policy ↗



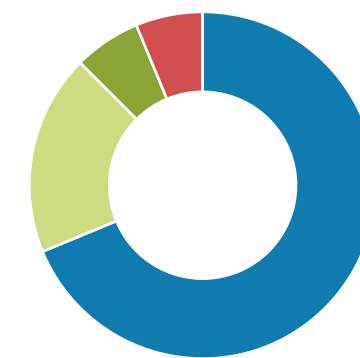
Common digital policy ↗



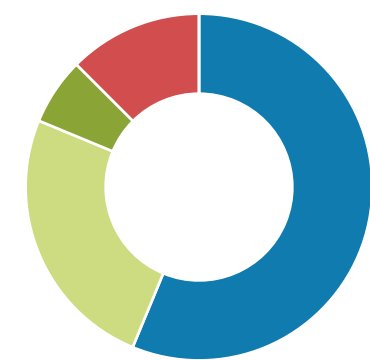
Common energy policy ↗



Single climate policy ↗



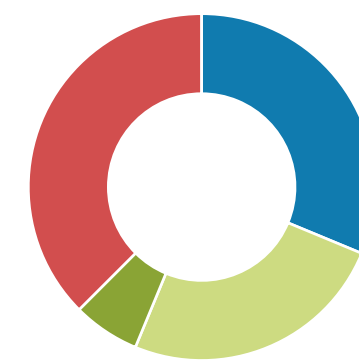
Integrated foreign & security policy ↗



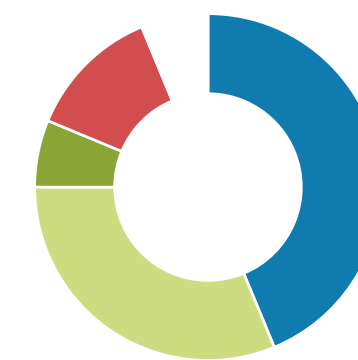
Common policy in justice & home affairs ↗



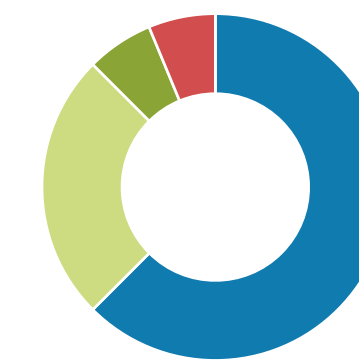
Common immigration and asylum policy ↗



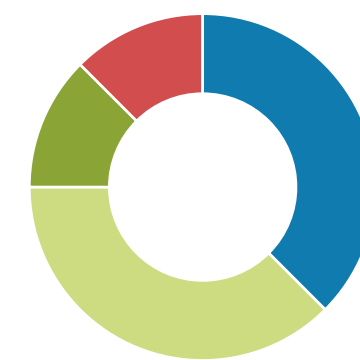
Common development assistance policy ↗



Common border police and coast guard ↗



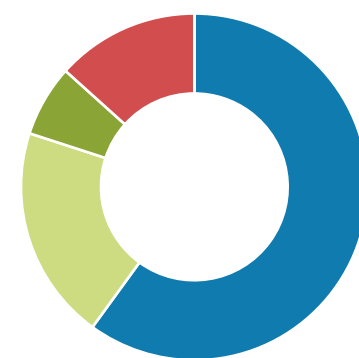
Common defence structures ↗



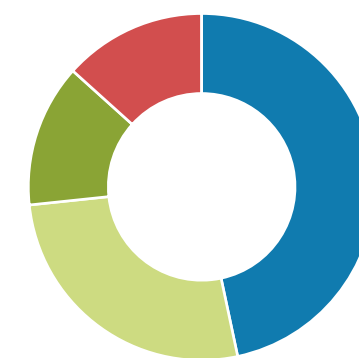
Common China policy ↗



Common USA policy ↗



Common Russia policy ↗



Common Ukraine policy ↗



Common Syria policy ↗



Common MENA policy ↗



Policies & Partners Overview

Preferred Actor Level

Preferred Actor Level (Public View)

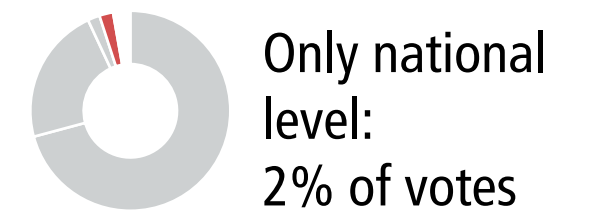
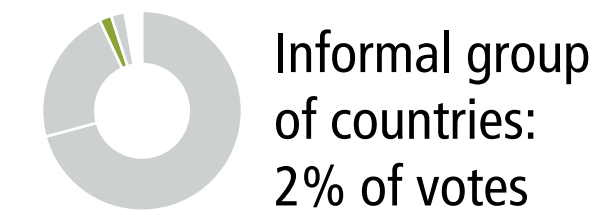
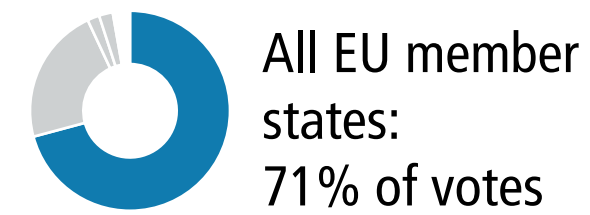
Priorities and Favoured Partners

Number of respondents: 16. Share of 'Don't know' votes shown by open circles

# Preferred Actor Level Votes by Slovenia

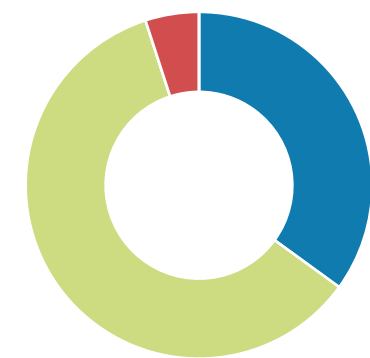
Q10

“Which level of decision-making would your government prefer for the following list of European policy projects?”

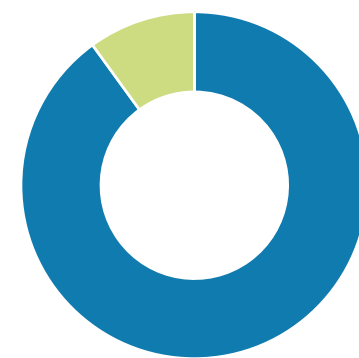


Countries	Policies
EU	Affluent Seven
Big Six	Southern Seven
Founding Six	Visegrád Four
Austria	Italy
Belgium	Latvia
Bulgaria	Lithuania
Croatia	Luxembourg
Cyprus	Malta
Czech Rep.	Netherlands
Denmark	Poland
Estonia	Portugal
Finland	Romania
France	Slovakia
Germany	<b>Slovenia</b>
Greece	Spain
Hungary	Sweden
Ireland	UK

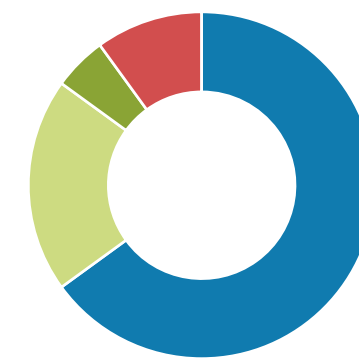
Single fiscal policy & Eurozone govern. ↗



Fully completed single market ↗



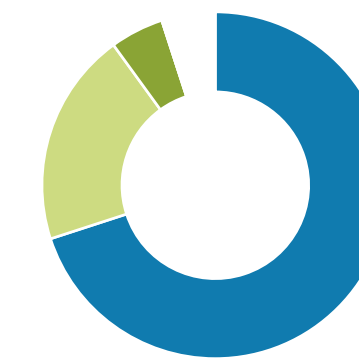
Common social policy ↗



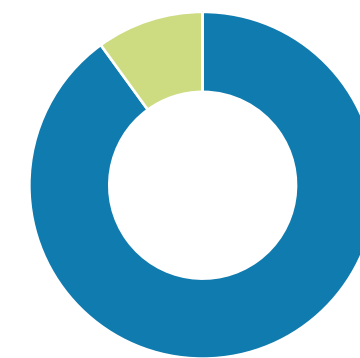
Common digital policy ↗



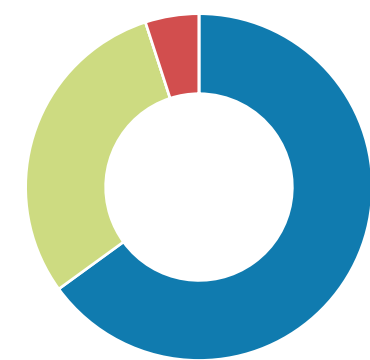
Common energy policy ↗



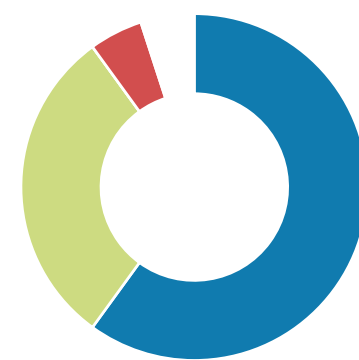
Single climate policy ↗



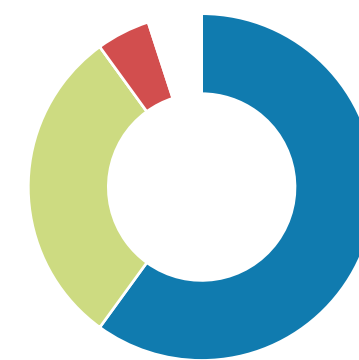
Integrated foreign & security policy ↗



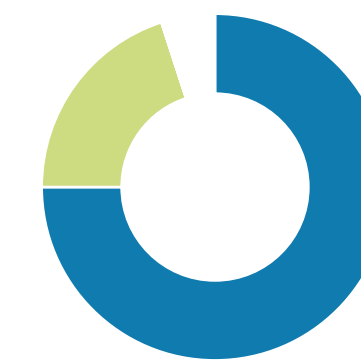
Common policy in justice & home affairs ↗



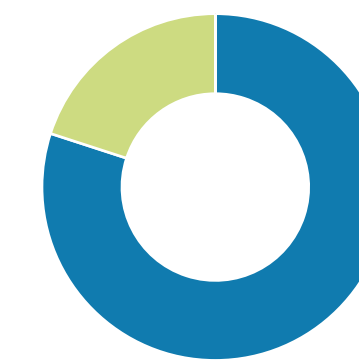
Common immigration and asylum policy ↗



Common development assistance policy ↗



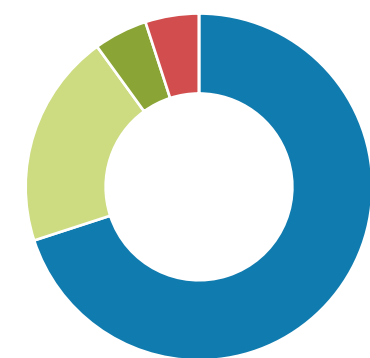
Common border police and coast guard ↗



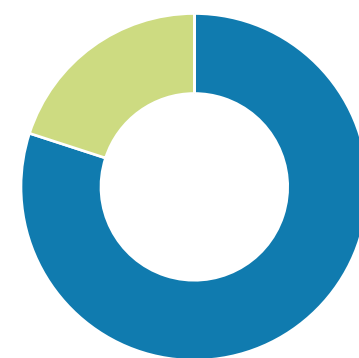
Common defence structures ↗



Common China policy ↗



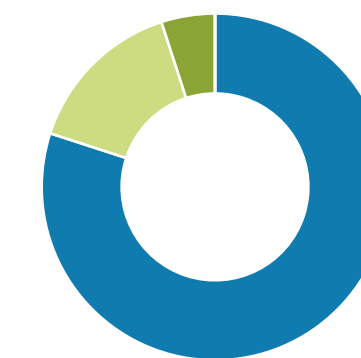
Common USA policy ↗



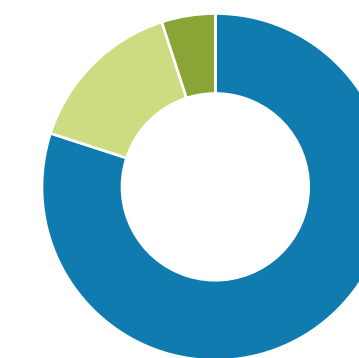
Common Russia policy ↗



Common Ukraine policy ↗



Common Syria policy ↗



Common MENA policy ↗



Policies & Partners Overview

**Preferred Actor Level**

Preferred Actor Level (Public View)

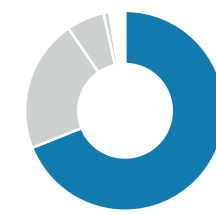
Priorities and Favoured Partners

Number of respondents: 20. Share of 'Don't know' votes shown by open circles

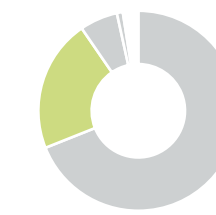
# Preferred Actor Level Votes by Spain

Q10

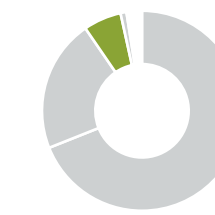
“Which level of decision-making would your government prefer for the following list of European policy projects?”



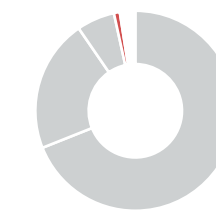
All EU member states:  
69% of votes



Treaty based group of countries:  
21% of votes



Informal group of countries:  
6% of votes



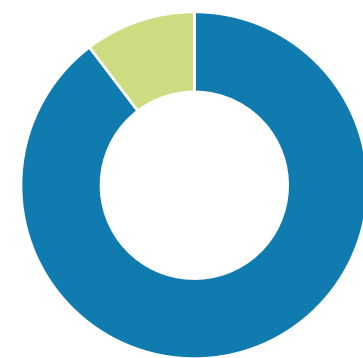
Only national level:  
1% of votes

Countries	Policies
EU	Affluent Seven
Big Six	Southern Seven
Founding Six	Visegrád Four
Austria	Italy
Belgium	Latvia
Bulgaria	Lithuania
Croatia	Luxembourg
Cyprus	Malta
Czech Rep.	Netherlands
Denmark	Poland
Estonia	Portugal
Finland	Romania
France	Slovakia
Germany	Slovenia
Greece	<b>Spain</b>
Hungary	Sweden
Ireland	UK

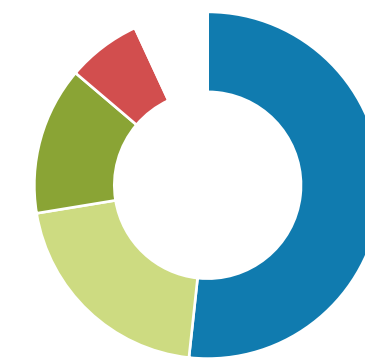
Single fiscal policy & Eurozone govern. ↗



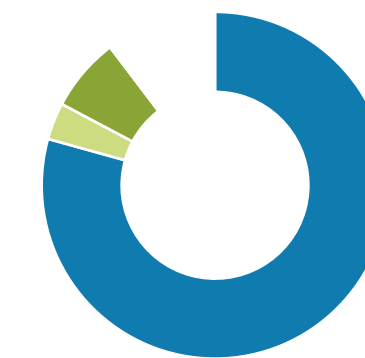
Fully completed single market ↗



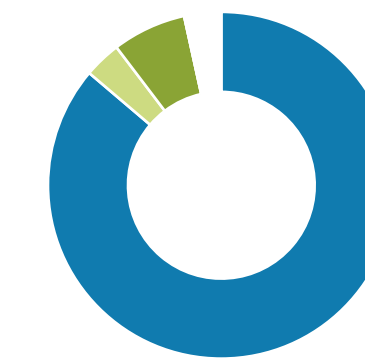
Common social policy ↗



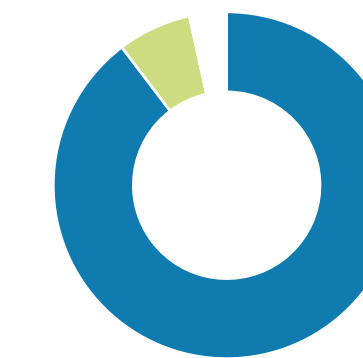
Common digital policy ↗



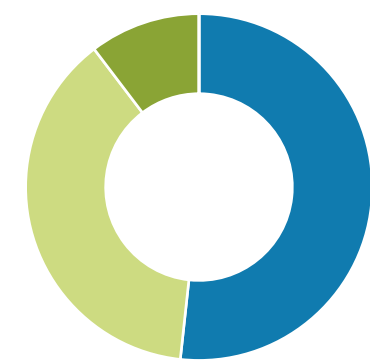
Common energy policy ↗



Single climate policy ↗



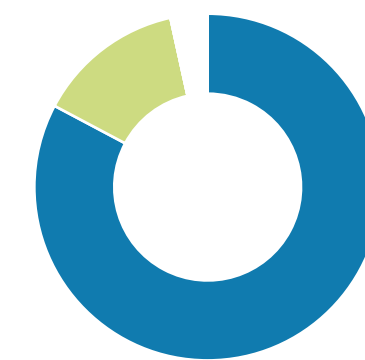
Integrated foreign & security policy ↗



Common policy in justice & home affairs ↗



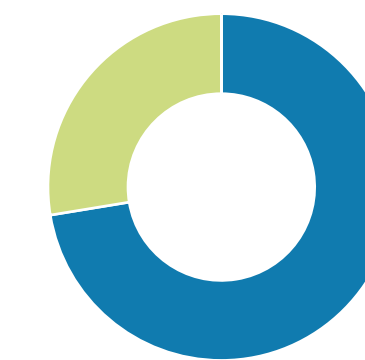
Common immigration and asylum policy ↗



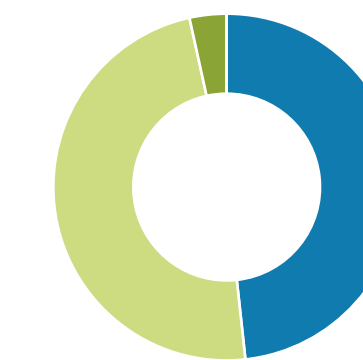
Common development assistance policy ↗



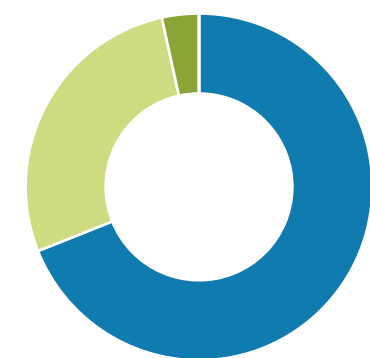
Common border police and coast guard ↗



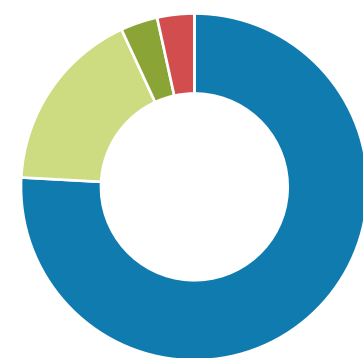
Common defence structures ↗



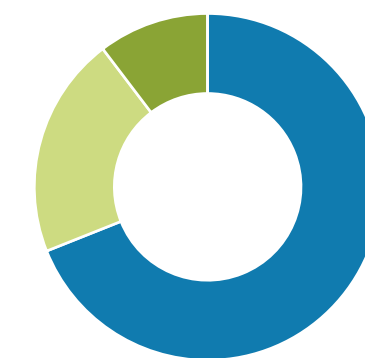
Common China policy ↗



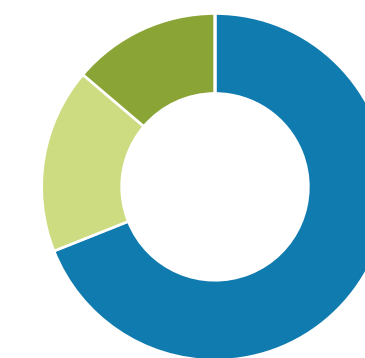
Common USA policy ↗



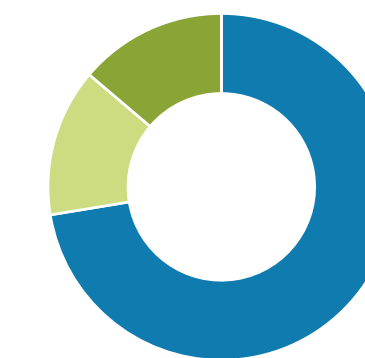
Common Russia policy ↗



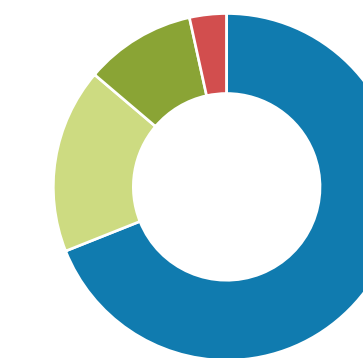
Common Ukraine policy ↗



Common Syria policy ↗



Common MENA policy ↗



Policies & Partners Overview

**Preferred Actor Level**

Preferred Actor Level (Public View)

Priorities and Favoured Partners

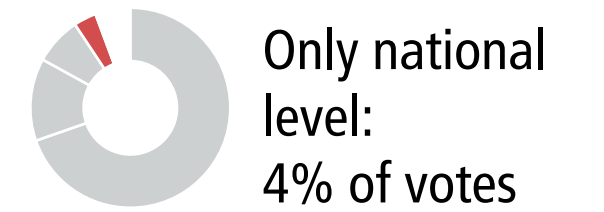
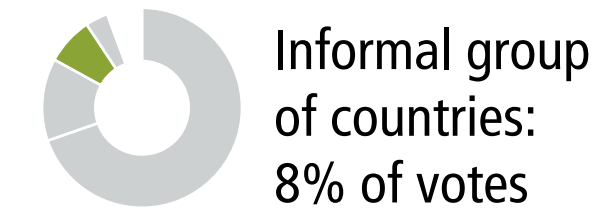
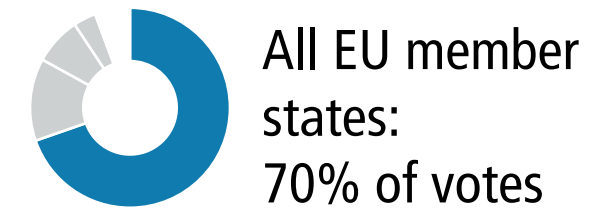
Number of respondents: 29. Share of 'Don't know' votes shown by open circles



# Preferred Actor Level Votes by Sweden

Q10

“Which level of decision-making would your government prefer for the following list of European policy projects?”

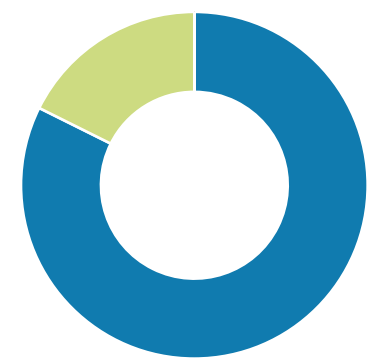


Countries	Policies
EU	Affluent Seven
Big Six	Southern Seven
Founding Six	Visegrád Four
Austria	Italy
Belgium	Latvia
Bulgaria	Lithuania
Croatia	Luxembourg
Cyprus	Malta
Czech Rep.	Netherlands
Denmark	Poland
Estonia	Portugal
Finland	Romania
France	Slovakia
Germany	Slovenia
Greece	Spain
Hungary	<b>Sweden</b>
Ireland	UK

Single fiscal policy & Eurozone govern. ↗



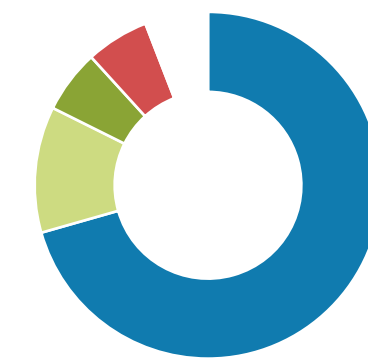
Fully completed single market ↗



Common social policy ↗



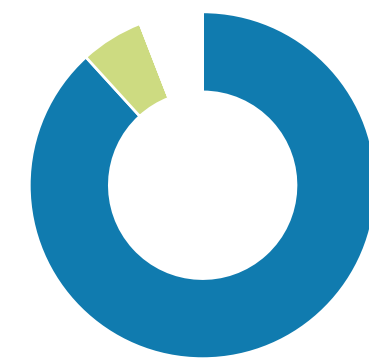
Common digital policy ↗



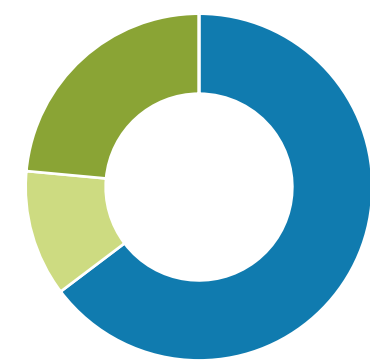
Common energy policy ↗



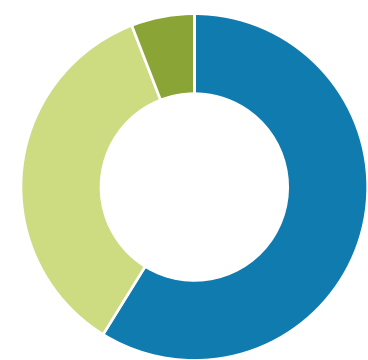
Single climate policy ↗



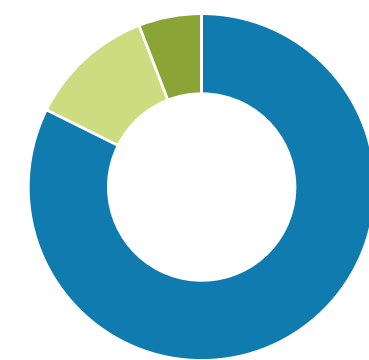
Integrated foreign & security policy ↗



Common policy in justice & home affairs ↗



Common immigration and asylum policy ↗



Common development assistance policy ↗



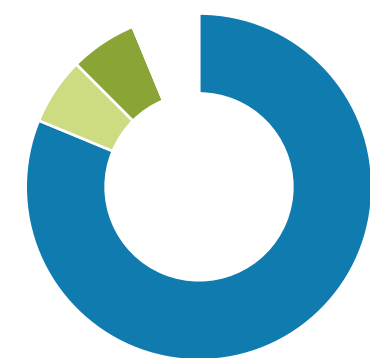
Common border police and coast guard ↗



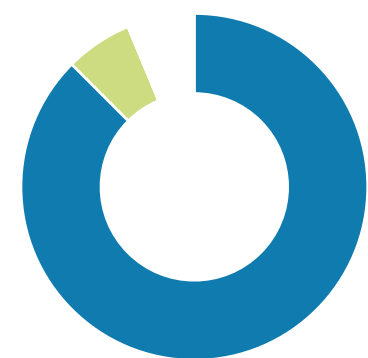
Common defence structures ↗



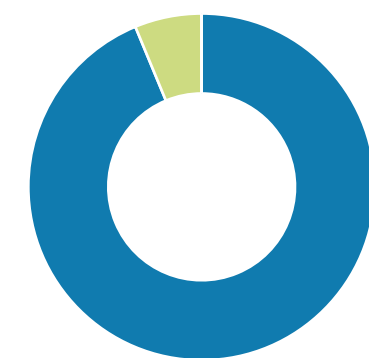
Common China policy ↗



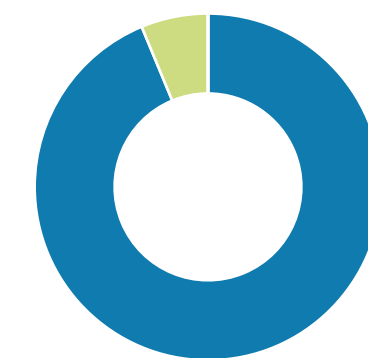
Common USA policy ↗



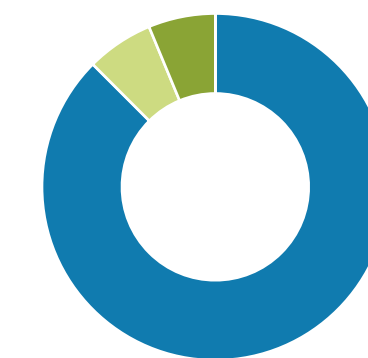
Common Russia policy ↗



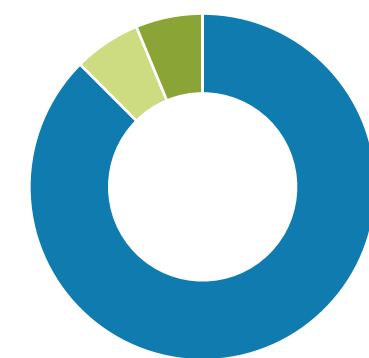
Common Ukraine policy ↗



Common Syria policy ↗



Common MENA policy ↗



Policies & Partners Overview

**Preferred Actor Level**

Preferred Actor Level (Public View)

Priorities and Favoured Partners

Number of respondents: 17. Share of 'Don't know' votes shown by open circles

# Preferred Actor Level Votes by UK

Q10

“Which level of decision-making would your government prefer for the following list of European policy projects?”



All EU member states:  
22% of votes



Treaty based group of countries:  
16% of votes



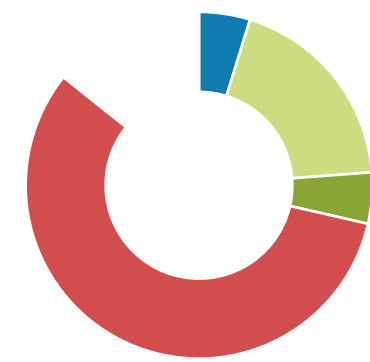
Informal group of countries:  
28% of votes



Only national level:  
28% of votes

Countries	Policies
EU	Affluent Seven
Big Six	Southern Seven
Founding Six	Visegrád Four
Austria	Italy
Belgium	Latvia
Bulgaria	Lithuania
Croatia	Luxembourg
Cyprus	Malta
Czech Rep.	Netherlands
Denmark	Poland
Estonia	Portugal
Finland	Romania
France	Slovakia
Germany	Slovenia
Greece	Spain
Hungary	Sweden
Ireland	<b>UK</b>

Single fiscal policy & Eurozone govern. ↗



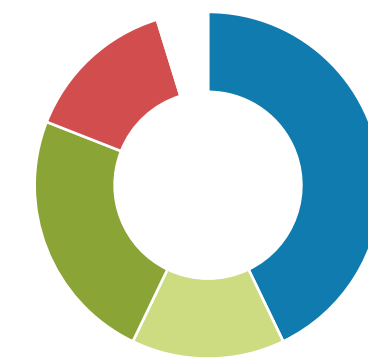
Fully completed single market ↗



Common social policy ↗



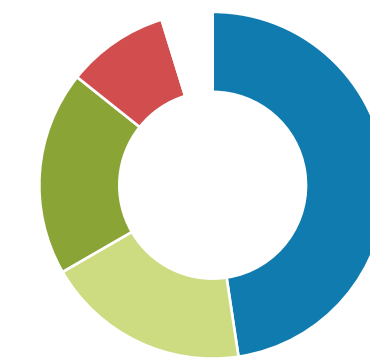
Common digital policy ↗



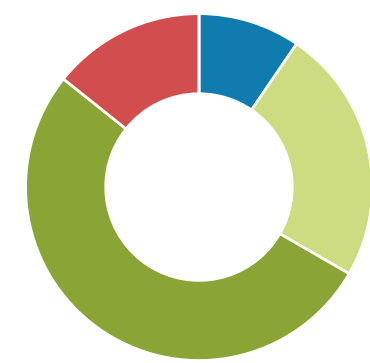
Common energy policy ↗



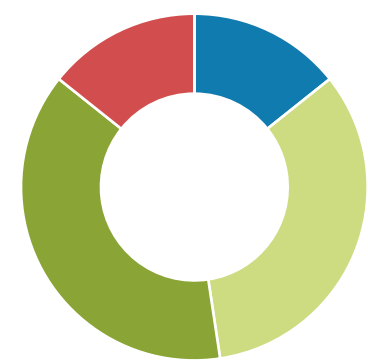
Single climate policy ↗



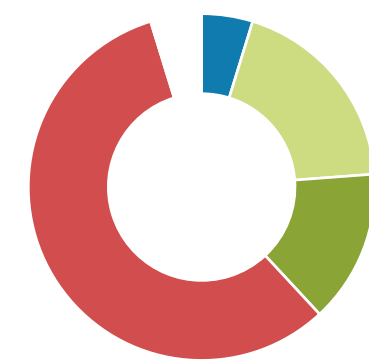
Integrated foreign & security policy ↗



Common policy in justice & home affairs ↗



Common immigration and asylum policy ↗



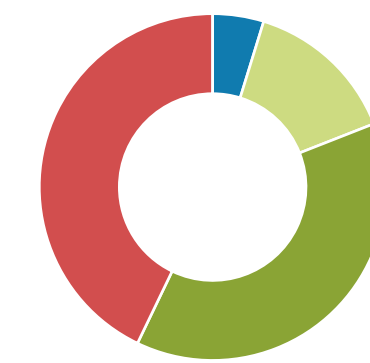
Common development assistance policy ↗



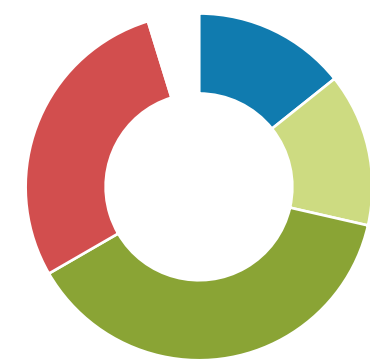
Common border police and coast guard ↗



Common defence structures ↗



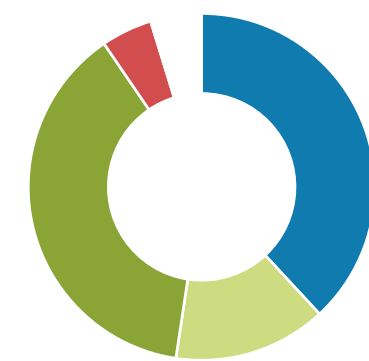
Common China policy ↗



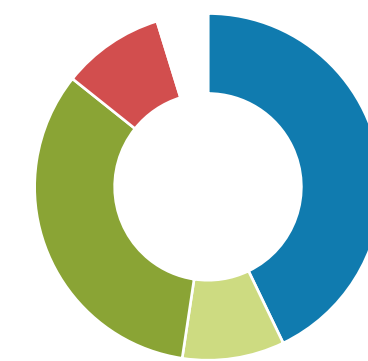
Common USA policy ↗



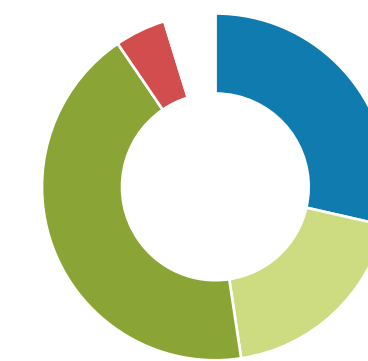
Common Russia policy ↗



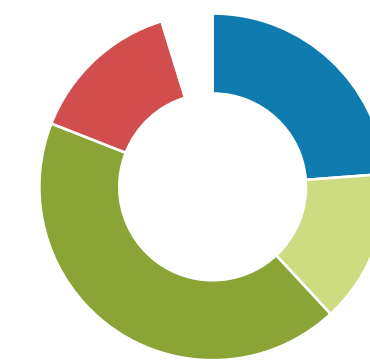
Common Ukraine policy ↗



Common Syria policy ↗



Common MENA policy ↗



Policies & Partners Overview

**Preferred Actor Level**

Preferred Actor Level (Public View)

Priorities and Favoured Partners

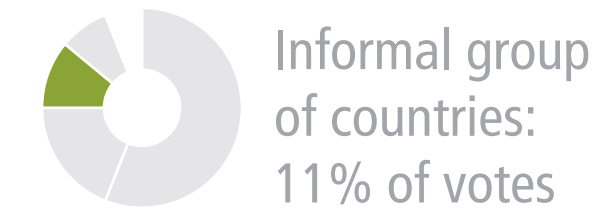

Number of respondents: 21. Share of 'Don't know' votes shown by open circles

# Preferred Actor Level All policies

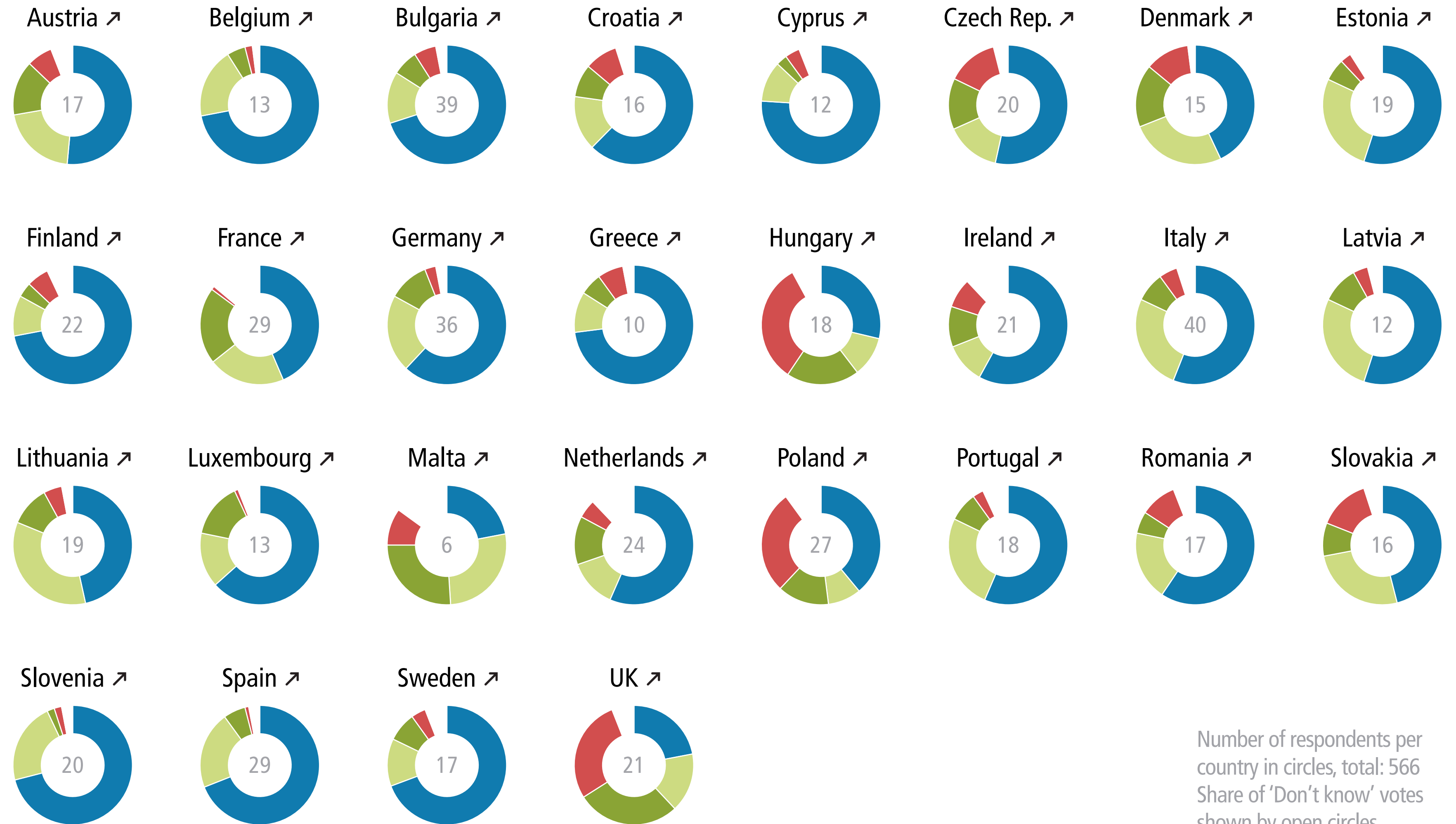
Q10

“Which level of decision-making would your government prefer for the following list of European policy projects?”

All four actor levels



Countries	Policies
	All policies
	Single fiscal policy & Eurozone governance
	Fully completed single market
	Common social policy
	Common digital policy
	Common energy policy
	Single climate policy
	Integrated foreign and security policy
	Common policy in justice & home affairs
	Common immigration and asylum policy
	Common development assistance policy
	Common border police and coast guard
	Common defence structures
	Common China policy
	Common USA policy
	Common Russia policy
	Common Ukraine policy
	Common Syria policy
	Common MENA policy
	Policies & Partners Overview
	<b>Preferred Actor Level</b>
	Preferred Actor Level (Public View)
	Priorities and Favoured Partners



Number of respondents per country in circles, total: 566  
Share of 'Don't know' votes shown by open circles

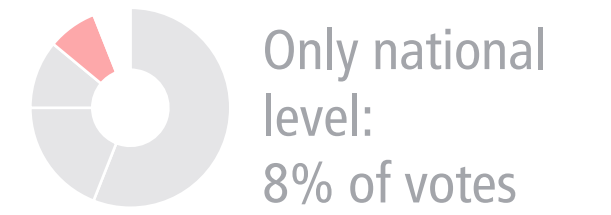
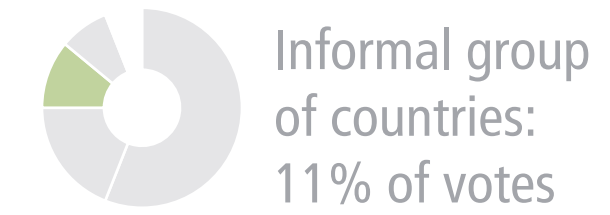
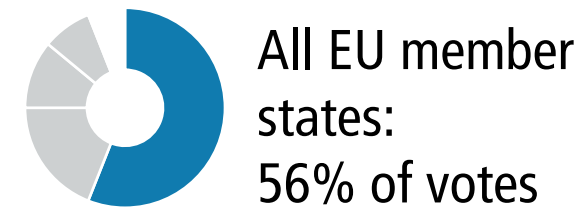


# Preferred Actor Level All policies

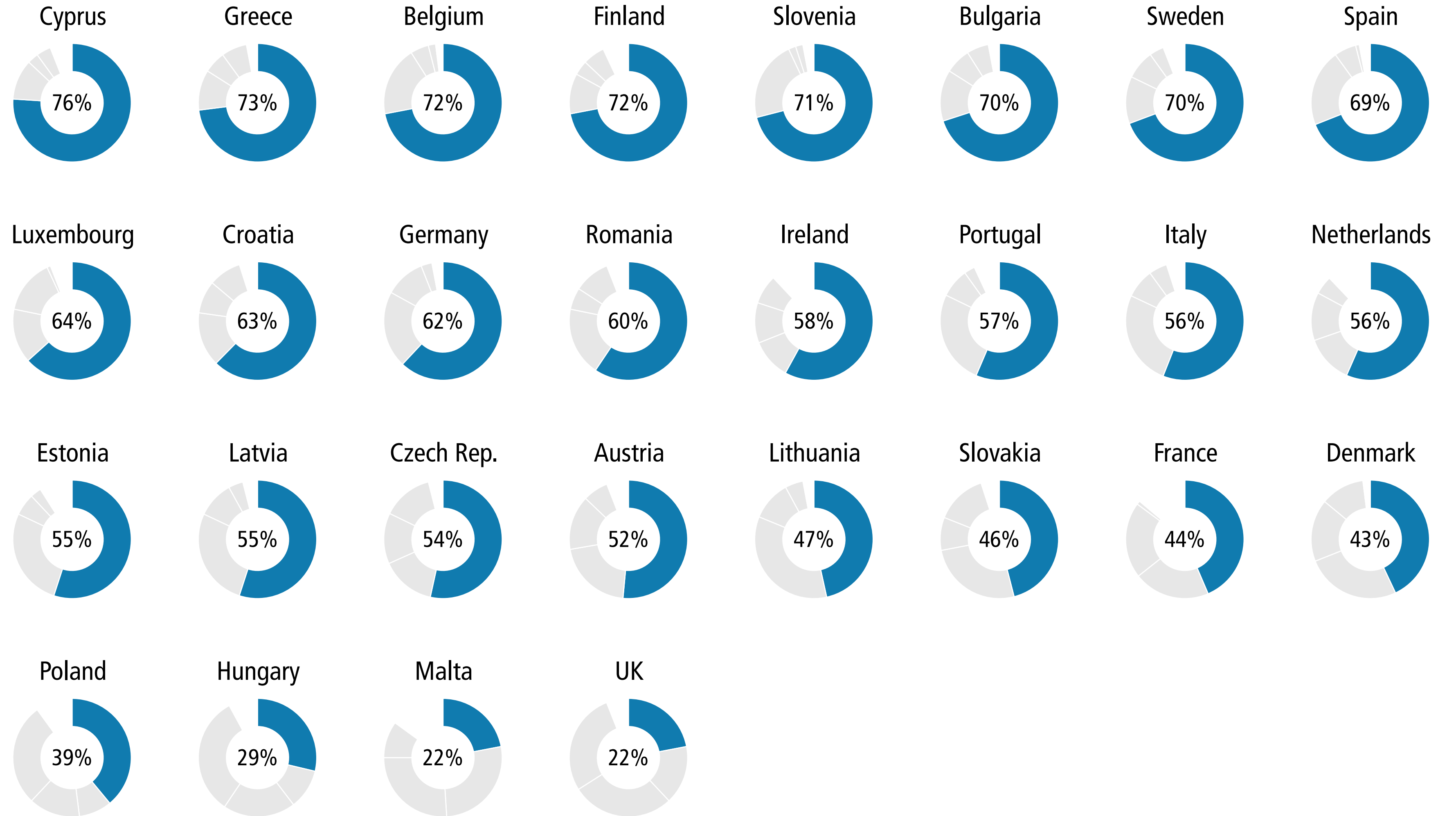
Q10

“Which level of decision-making would your government prefer for the following list of European policy projects?”

All four actor levels



Countries	Policies
	All policies
	Single fiscal policy & Eurozone governance
	Fully completed single market
	Common social policy
	Common digital policy
	Common energy policy
	Single climate policy
	Integrated foreign and security policy
	Common policy in justice & home affairs
	Common immigration and asylum policy
	Common development assistance policy
	Common border police and coast guard
	Common defence structures
	Common China policy
	Common USA policy
	Common Russia policy
	Common Ukraine policy
	Common Syria policy
	Common MENA policy
	Policies & Partners Overview
	<b>Preferred Actor Level</b>
	Preferred Actor Level (Public View)
	Priorities and Favoured Partners

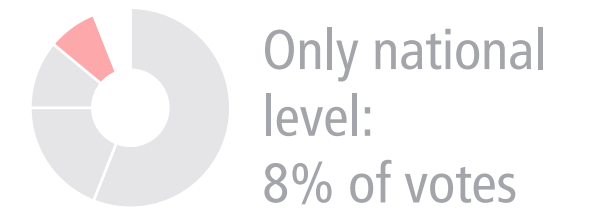
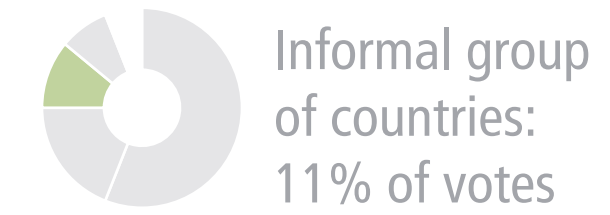



# Preferred Actor Level All policies

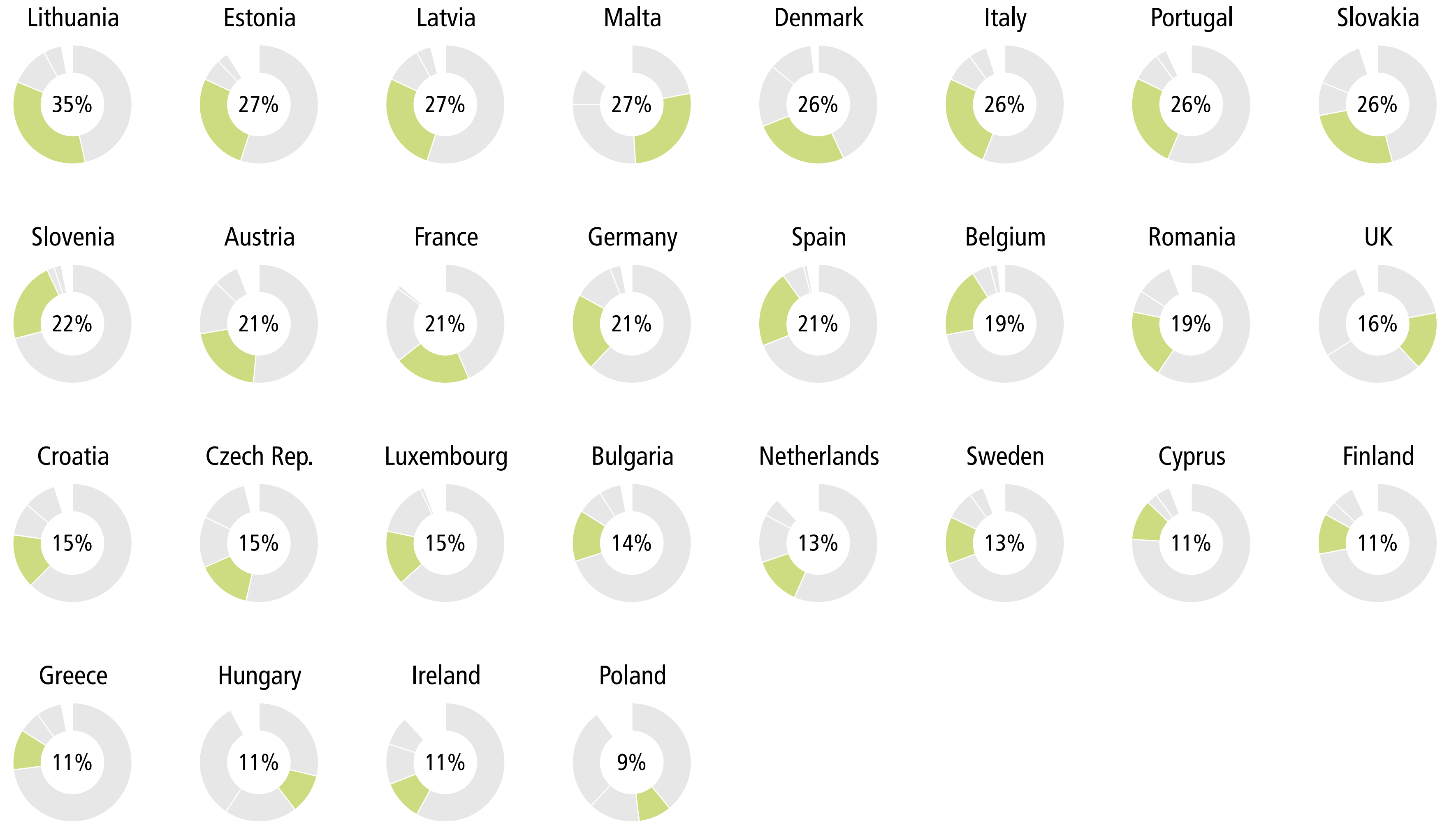
Q10

“Which level of decision-making would your government prefer for the following list of European policy projects?”

All four actor levels



Countries	Policies
	All policies
	Single fiscal policy & Eurozone governance
	Fully completed single market
	Common social policy
	Common digital policy
	Common energy policy
	Single climate policy
	Integrated foreign and security policy
	Common policy in justice & home affairs
	Common immigration and asylum policy
	Common development assistance policy
	Common border police and coast guard
	Common defence structures
	Common China policy
	Common USA policy
	Common Russia policy
	Common Ukraine policy
	Common Syria policy
	Common MENA policy
	Policies & Partners Overview
	Preferred Actor Level
	Preferred Actor Level (Public View)
	Priorities and Favoured Partners

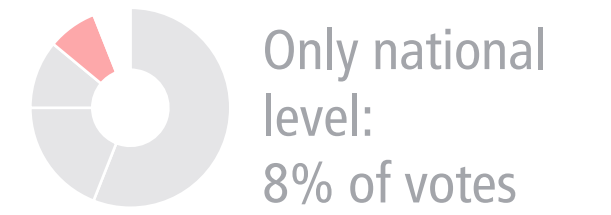
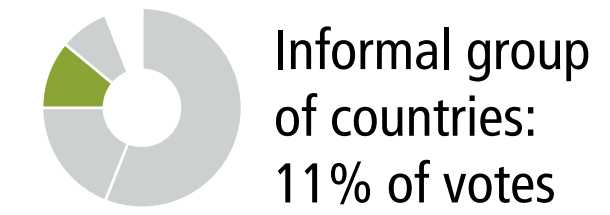



# Preferred Actor Level All policies

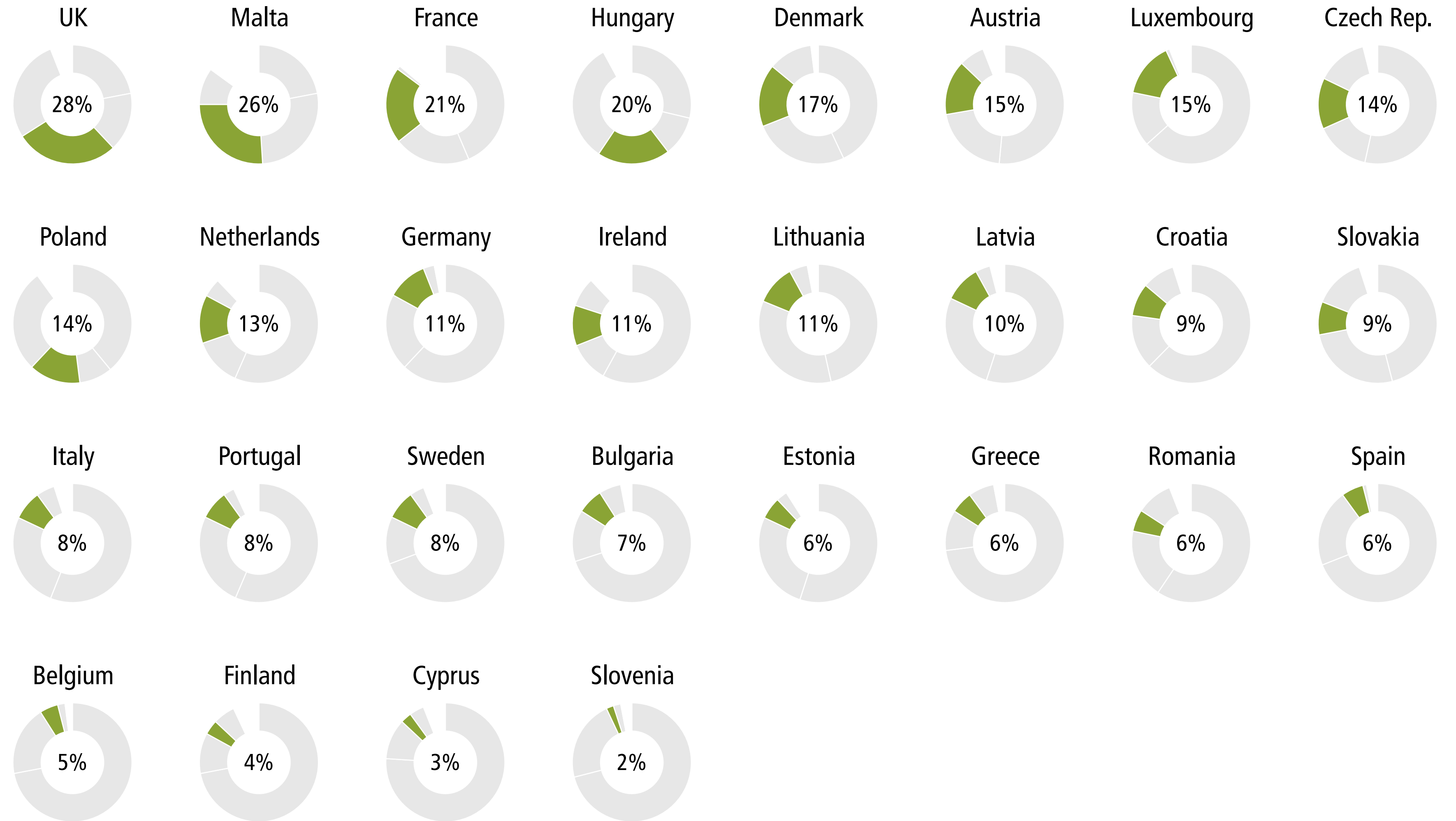
Q10

“Which level of decision-making would your government prefer for the following list of European policy projects?”

All four actor levels



Countries	Policies
	All policies
	Single fiscal policy & Eurozone governance
	Fully completed single market
	Common social policy
	Common digital policy
	Common energy policy
	Single climate policy
	Integrated foreign and security policy
	Common policy in justice & home affairs
	Common immigration and asylum policy
	Common development assistance policy
	Common border police and coast guard
	Common defence structures
	Common China policy
	Common USA policy
	Common Russia policy
	Common Ukraine policy
	Common Syria policy
	Common MENA policy
	Policies & Partners Overview
	<b>Preferred Actor Level</b>
	Preferred Actor Level (Public View)
	Priorities and Favoured Partners



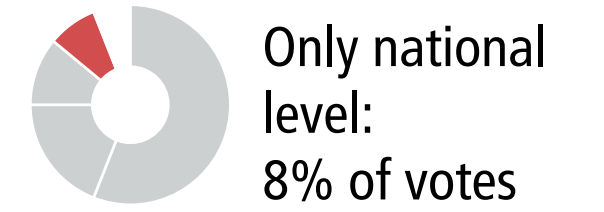
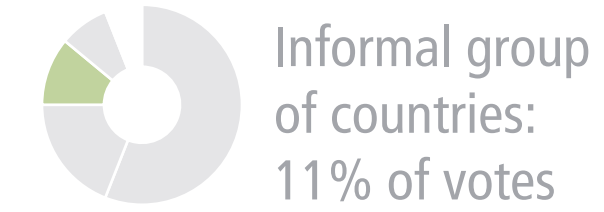


# Preferred Actor Level All policies

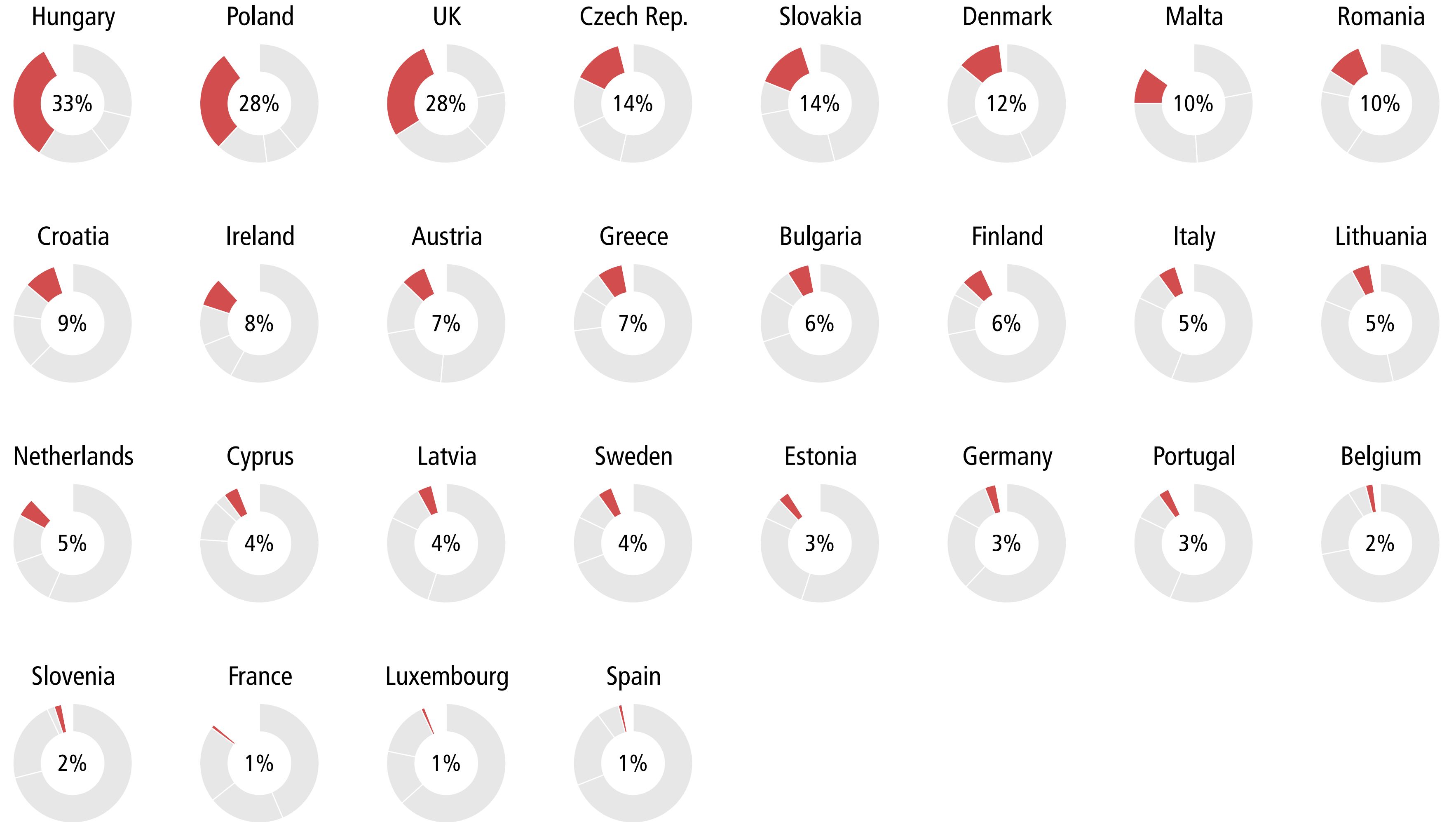
Q10

“Which level of decision-making would your government prefer for the following list of European policy projects?”

All four actor levels



Countries	Policies
	<b>All policies</b>
	Single fiscal policy & Eurozone governance
	Fully completed single market
	Common social policy
	Common digital policy
	Common energy policy
	Single climate policy
	Integrated foreign and security policy
	Common policy in justice & home affairs
	Common immigration and asylum policy
	Common development assistance policy
	Common border police and coast guard
	Common defence structures
	Common China policy
	Common USA policy
	Common Russia policy
	Common Ukraine policy
	Common Syria policy
	Common MENA policy
	Policies & Partners Overview
	<b>Preferred Actor Level</b>
	Preferred Actor Level (Public View)
	Priorities and Favoured Partners

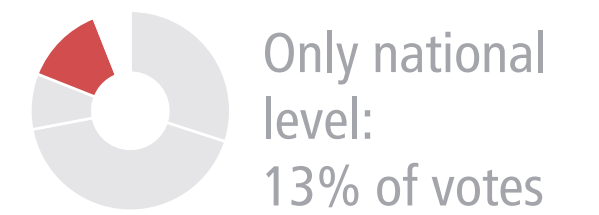
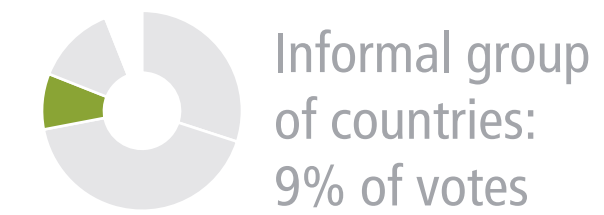
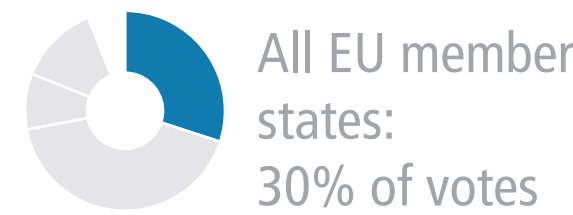


# Preferred Actor Level Single fiscal policy & Eurozone governance

Q10

“Which level of decision-making would your government prefer for the following list of European policy projects?”

All four actor levels



Countries **Policies**

All policies

**Single fiscal policy & Eurozone governance**

Fully completed single market

Common social policy

Common digital policy

Common energy policy

Single climate policy

Integrated foreign and security policy

Common policy in justice & home affairs

Common immigration and asylum policy

Common development assistance policy

Common border police and coast guard

Common defence structures

Common China policy

Common USA policy

Common Russia policy

Common Ukraine policy

Common Syria policy

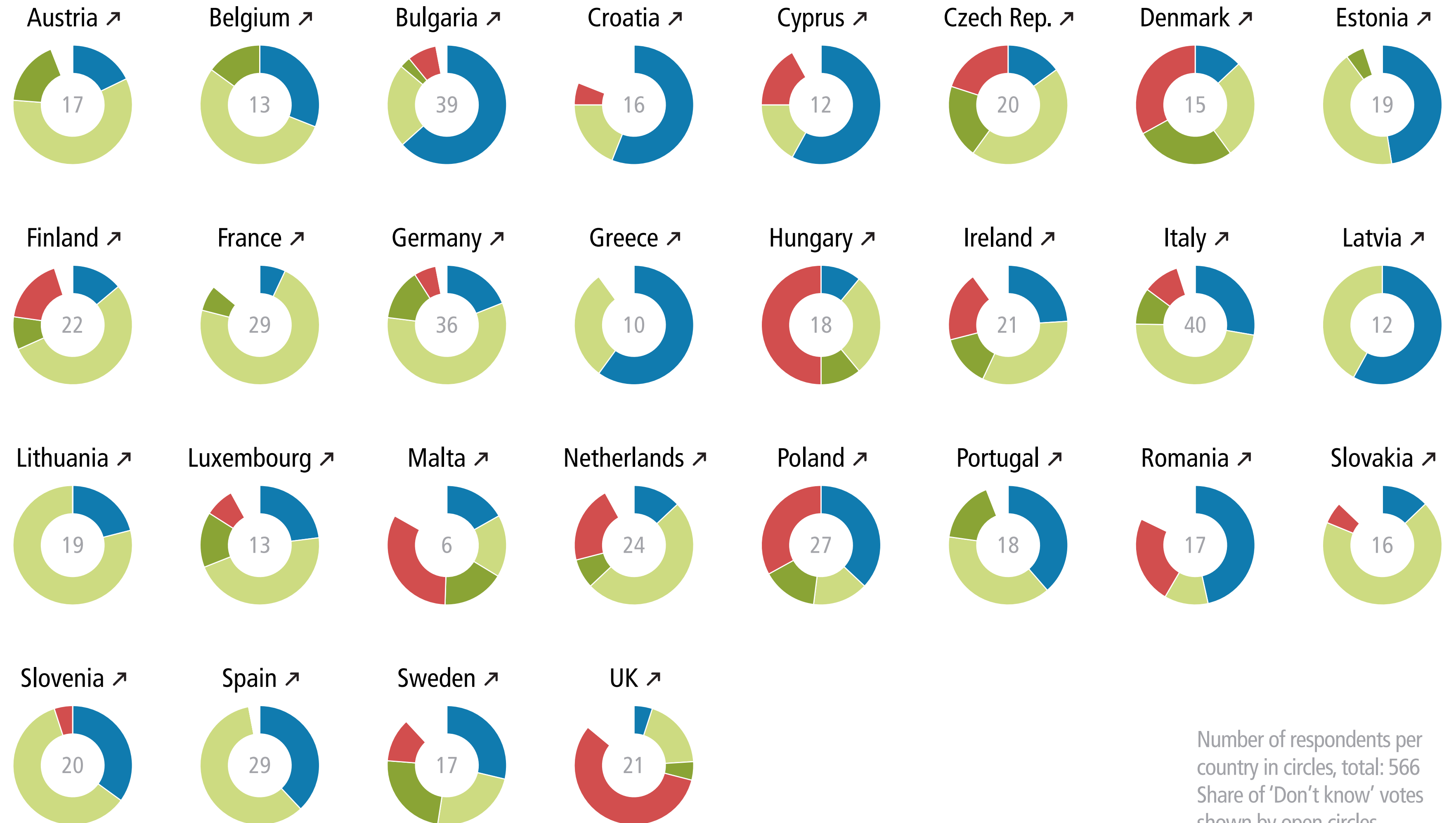
Common MENA policy

Policies & Partners Overview

**Preferred Actor Level**

Preferred Actor Level (Public View)

Priorities and Favoured Partners



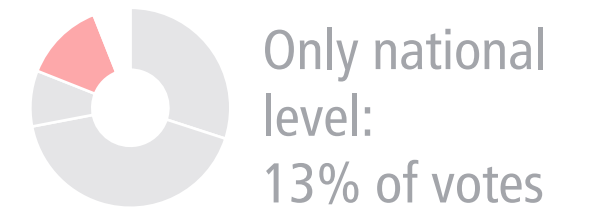
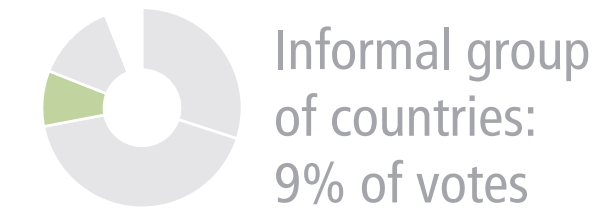
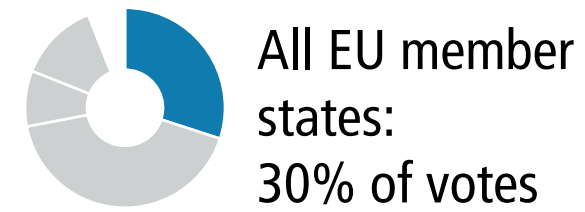
Number of respondents per country in circles, total: 566  
Share of 'Don't know' votes shown by open circles

# Preferred Actor Level Single fiscal policy & Eurozone governance

Q10

“Which level of decision-making would your government prefer for the following list of European policy projects?”

All four actor levels



Countries **Policies**

All policies

**Single fiscal policy & Eurozone governance**

Fully completed single market

Common social policy

Common digital policy

Common energy policy

Single climate policy

Integrated foreign and security policy

Common policy in justice & home affairs

Common immigration and asylum policy

Common development assistance policy

Common border police and coast guard

Common defence structures

Common China policy

Common USA policy

Common Russia policy

Common Ukraine policy

Common Syria policy

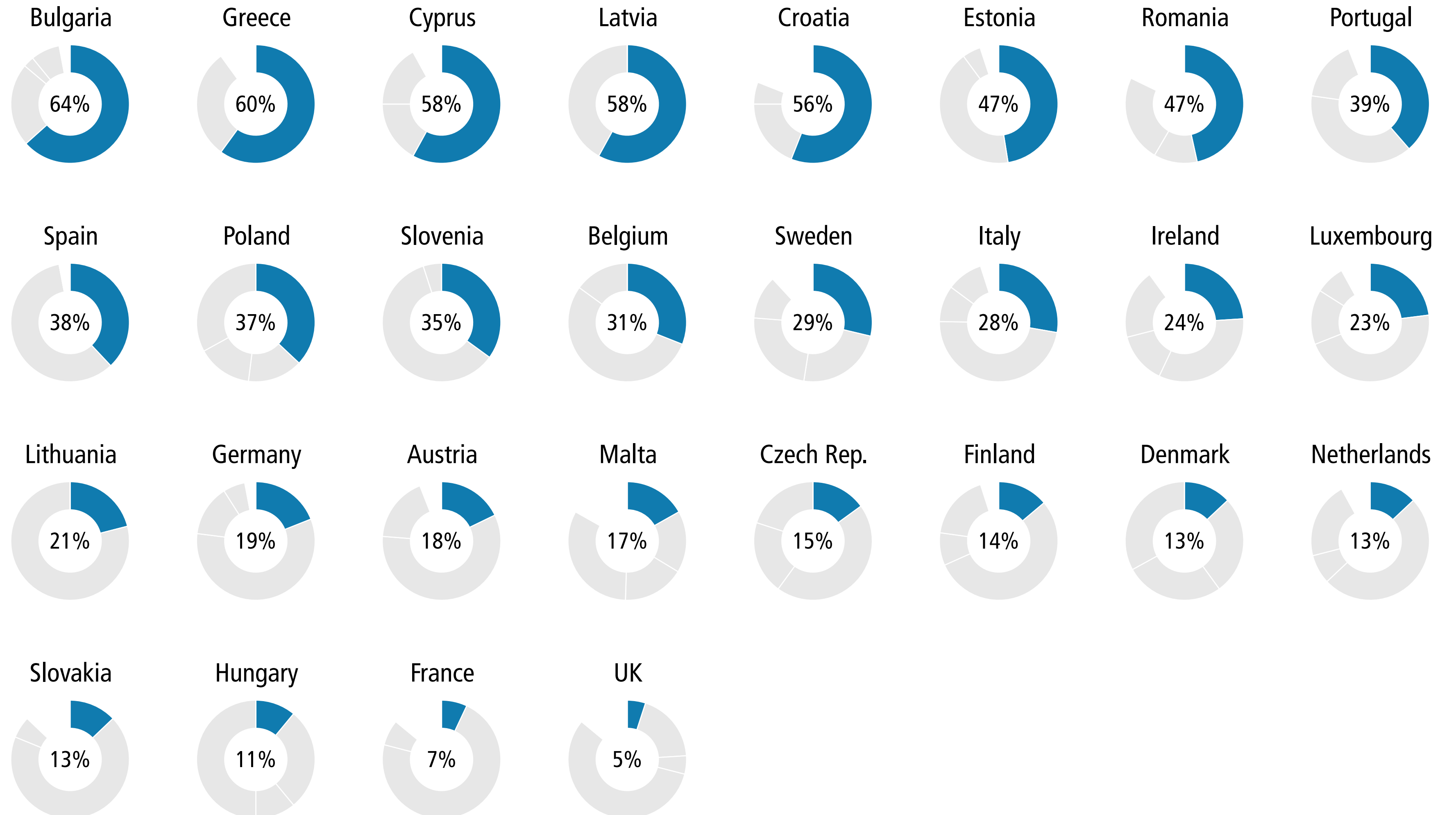
Common MENA policy

Policies & Partners Overview

**Preferred Actor Level**

Preferred Actor Level (Public View)

Priorities and Favoured Partners



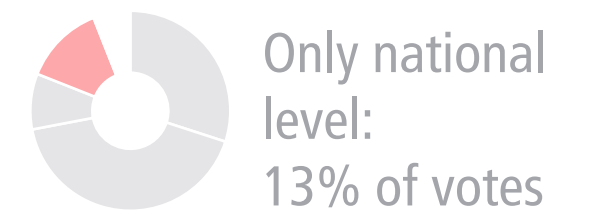
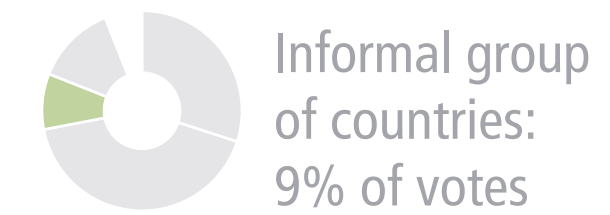
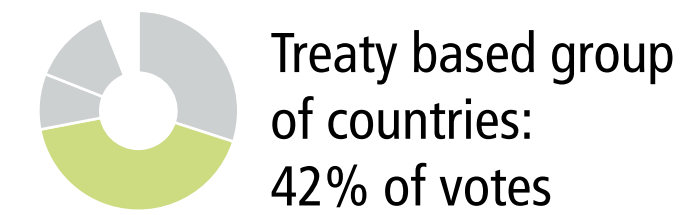
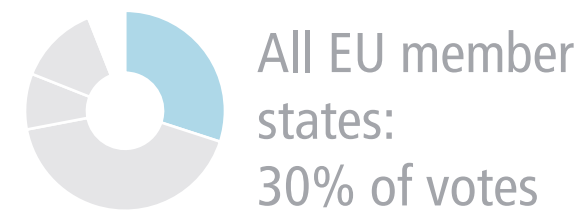


# Preferred Actor Level Single fiscal policy & Eurozone governance

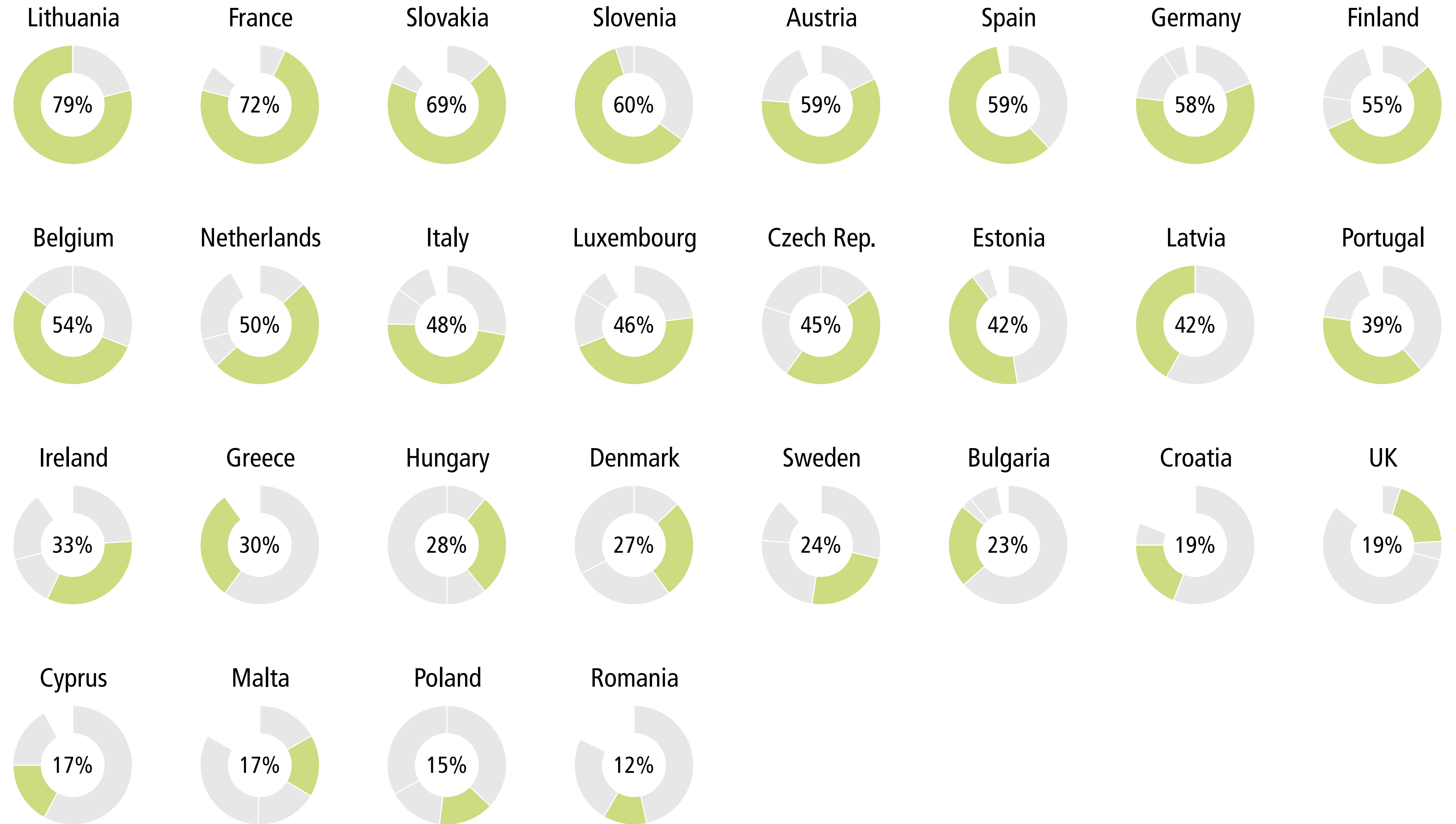
Q10

“Which level of decision-making would your government prefer for the following list of European policy projects?”

All four actor levels



Countries	Policies
	All policies
	<b>Single fiscal policy &amp; Eurozone governance</b>
	Fully completed single market
	Common social policy
	Common digital policy
	Common energy policy
	Single climate policy
	Integrated foreign and security policy
	Common policy in justice & home affairs
	Common immigration and asylum policy
	Common development assistance policy
	Common border police and coast guard
	Common defence structures
	Common China policy
	Common USA policy
	Common Russia policy
	Common Ukraine policy
	Common Syria policy
	Common MENA policy
	Policies & Partners Overview
	<b>Preferred Actor Level</b>
	Preferred Actor Level (Public View)
	Priorities and Favoured Partners

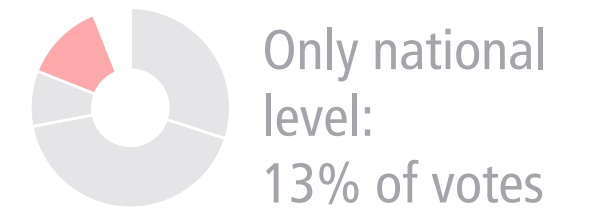
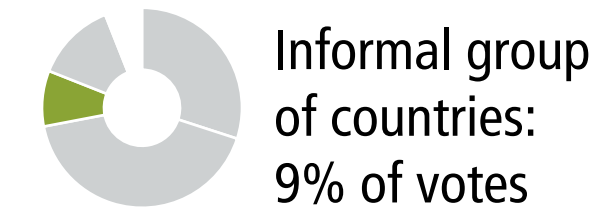
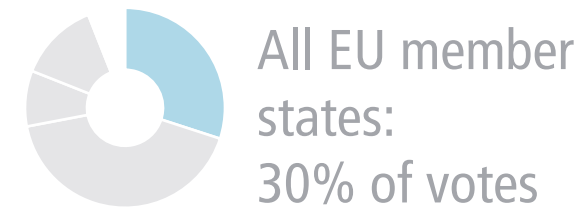


# Preferred Actor Level Single fiscal policy & Eurozone governance

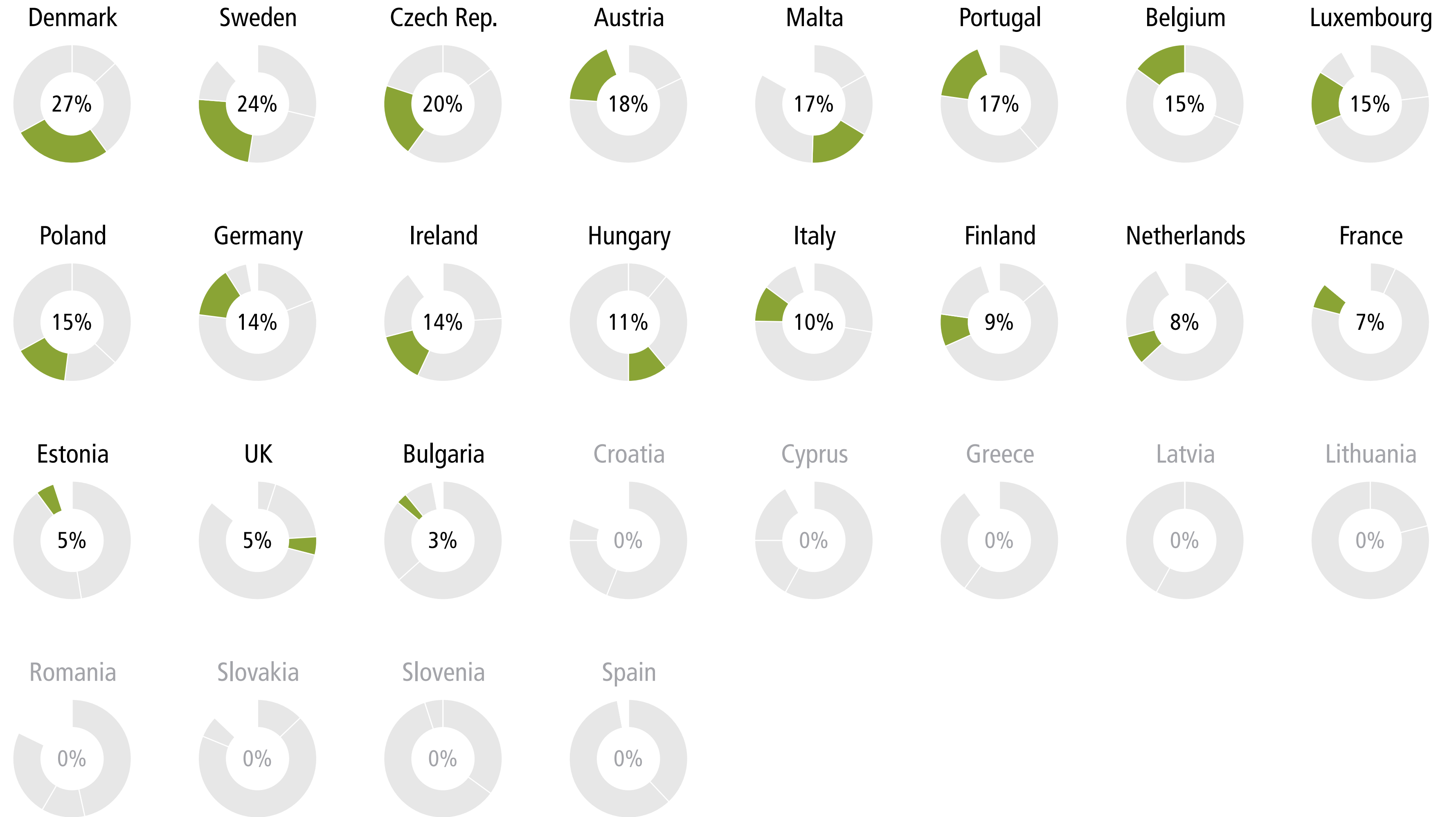
Q10

“Which level of decision-making would your government prefer for the following list of European policy projects?”

All four actor levels



Countries	Policies
	All policies
	<b>Single fiscal policy &amp; Eurozone governance</b>
	Fully completed single market
	Common social policy
	Common digital policy
	Common energy policy
	Single climate policy
	Integrated foreign and security policy
	Common policy in justice & home affairs
	Common immigration and asylum policy
	Common development assistance policy
	Common border police and coast guard
	Common defence structures
	Common China policy
	Common USA policy
	Common Russia policy
	Common Ukraine policy
	Common Syria policy
	Common MENA policy
	Policies & Partners Overview
	<b>Preferred Actor Level</b>
	Preferred Actor Level (Public View)
	Priorities and Favoured Partners



# Preferred Actor Level Single fiscal policy & Eurozone governance

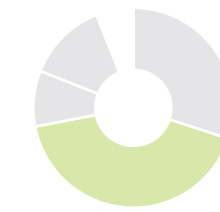
Q10

“Which level of decision-making would your government prefer for the following list of European policy projects?”

All four actor levels



All EU member states: 30% of votes



Treaty based group of countries: 42% of votes



Informal group of countries: 9% of votes



Only national level: 13% of votes

Countries **Policies**

All policies

**Single fiscal policy & Eurozone governance**

Fully completed single market

Common social policy

Common digital policy

Common energy policy

Single climate policy

Integrated foreign and security policy

Common policy in justice & home affairs

Common immigration and asylum policy

Common development assistance policy

Common border police and coast guard

Common defence structures

Common China policy

Common USA policy

Common Russia policy

Common Ukraine policy

Common Syria policy

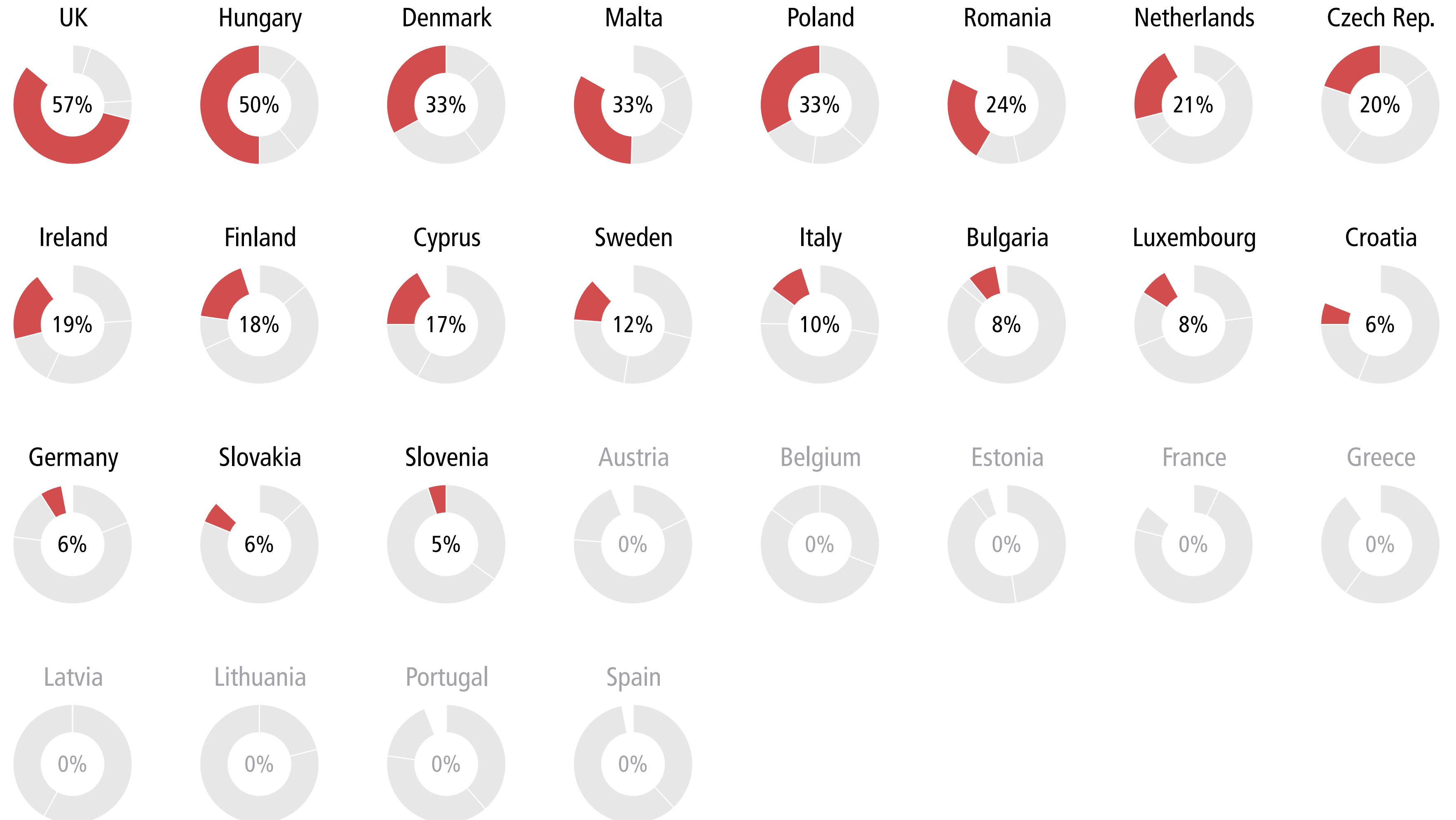
Common MENA policy

Policies & Partners Overview

**Preferred Actor Level**

Preferred Actor Level (Public View)

Priorities and Favoured Partners



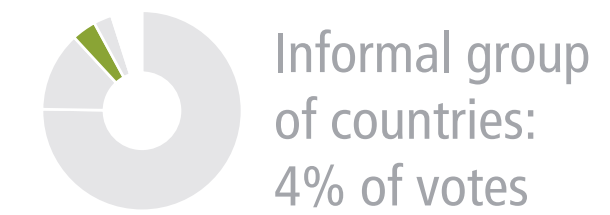
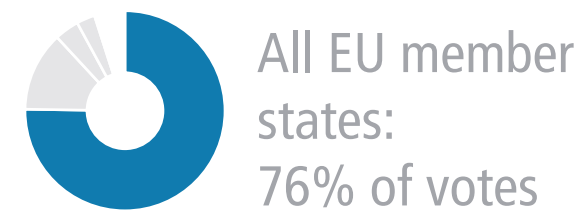


# Preferred Actor Level Fully completed single market

Q10

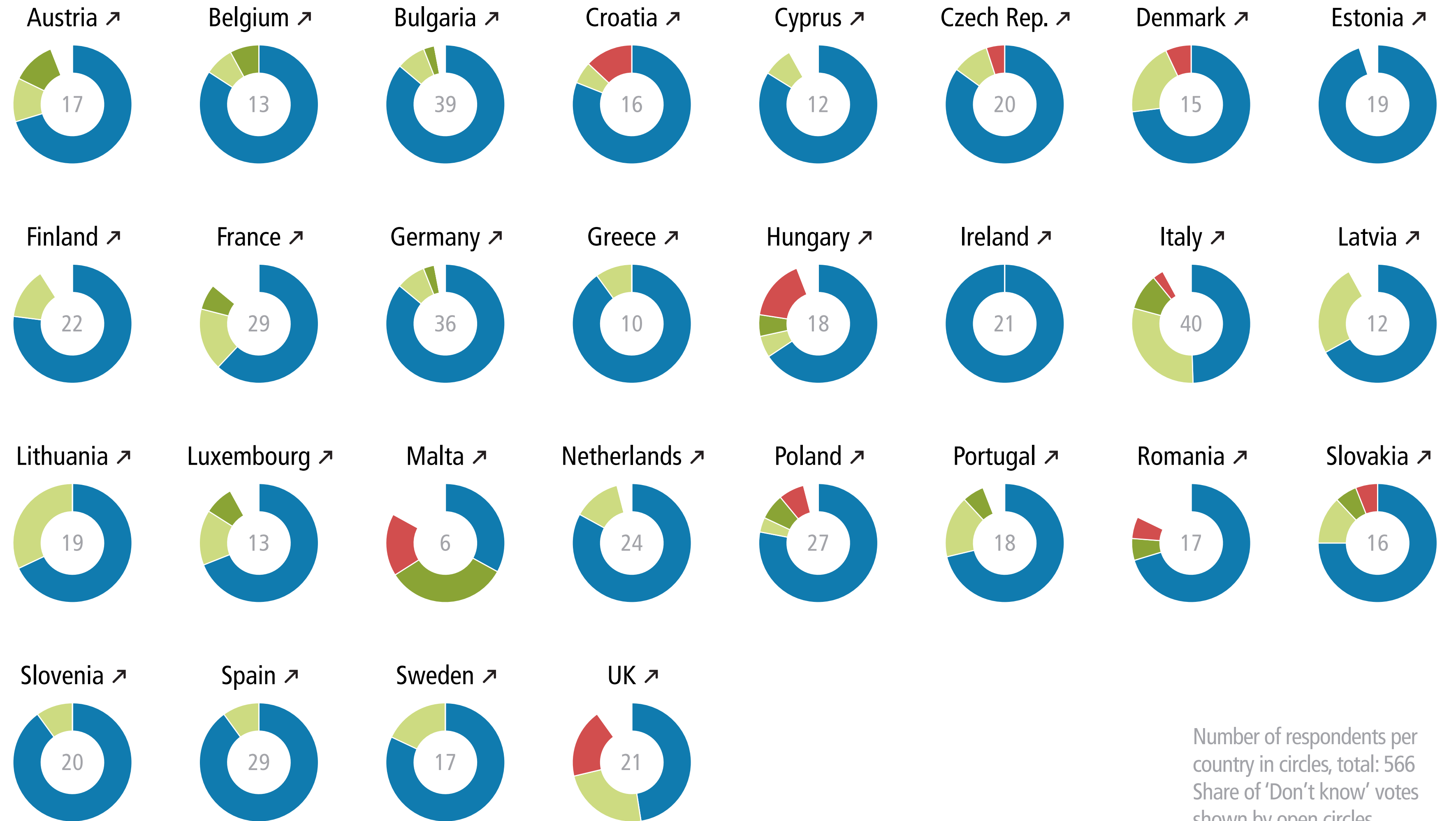
“Which level of decision-making would your government prefer for the following list of European policy projects?”

All four actor levels



- | Countries | Policies                                   |
|-----------|--|
|           | All policies                               |
|           | Single fiscal policy & Eurozone governance |
|           | <b>Fully completed single market</b>       |
|           | Common social policy                       |
|           | Common digital policy                      |
|           | Common energy policy                       |
|           | Single climate policy                      |
|           | Integrated foreign and security policy     |
|           | Common policy in justice & home affairs    |
|           | Common immigration and asylum policy       |
|           | Common development assistance policy       |
|           | Common border police and coast guard       |
|           | Common defence structures                  |
|           | Common China policy                        |
|           | Common USA policy                          |
|           | Common Russia policy                       |
|           | Common Ukraine policy                      |
|           | Common Syria policy                        |
|           | Common MENA policy                         |

- Policies & Partners Overview
- Preferred Actor Level**
- Preferred Actor Level (Public View)
- Priorities and Favoured Partners



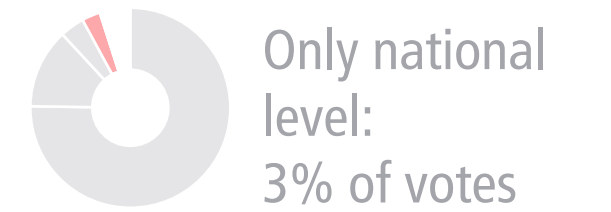
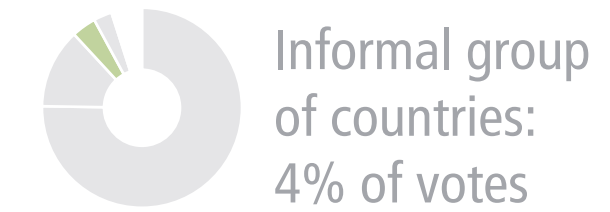
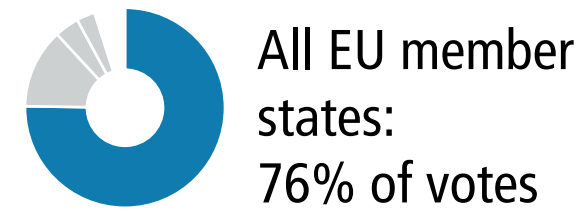
Number of respondents per country in circles, total: 566  
Share of 'Don't know' votes shown by open circles

# Preferred Actor Level Fully completed single market

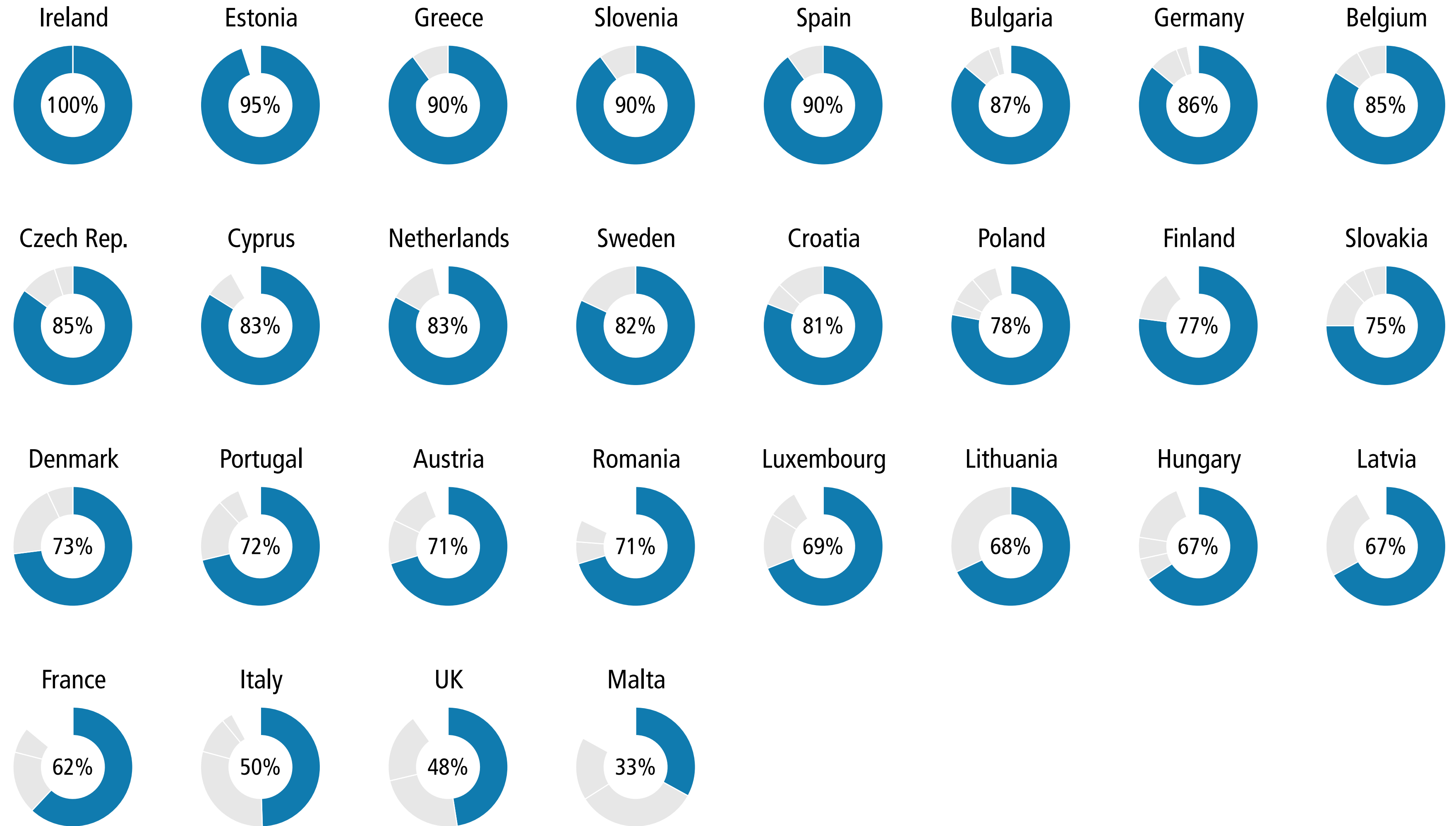
Q10

“Which level of decision-making would your government prefer for the following list of European policy projects?”

All four actor levels



Countries	Policies
	All policies
	Single fiscal policy & Eurozone governance
	<b>Fully completed single market</b>
	Common social policy
	Common digital policy
	Common energy policy
	Single climate policy
	Integrated foreign and security policy
	Common policy in justice & home affairs
	Common immigration and asylum policy
	Common development assistance policy
	Common border police and coast guard
	Common defence structures
	Common China policy
	Common USA policy
	Common Russia policy
	Common Ukraine policy
	Common Syria policy
	Common MENA policy
	Policies & Partners Overview
	<b>Preferred Actor Level</b>
	Preferred Actor Level (Public View)
	Priorities and Favoured Partners

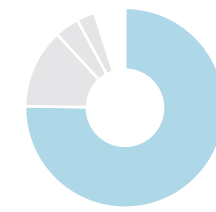


# Preferred Actor Level Fully completed single market

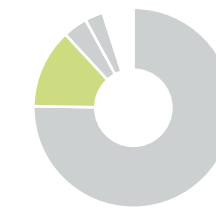
Q10

“Which level of decision-making would your government prefer for the following list of European policy projects?”

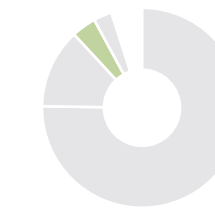
All four actor levels



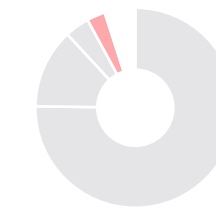
All EU member states: 76% of votes



Treaty based group of countries: 13% of votes

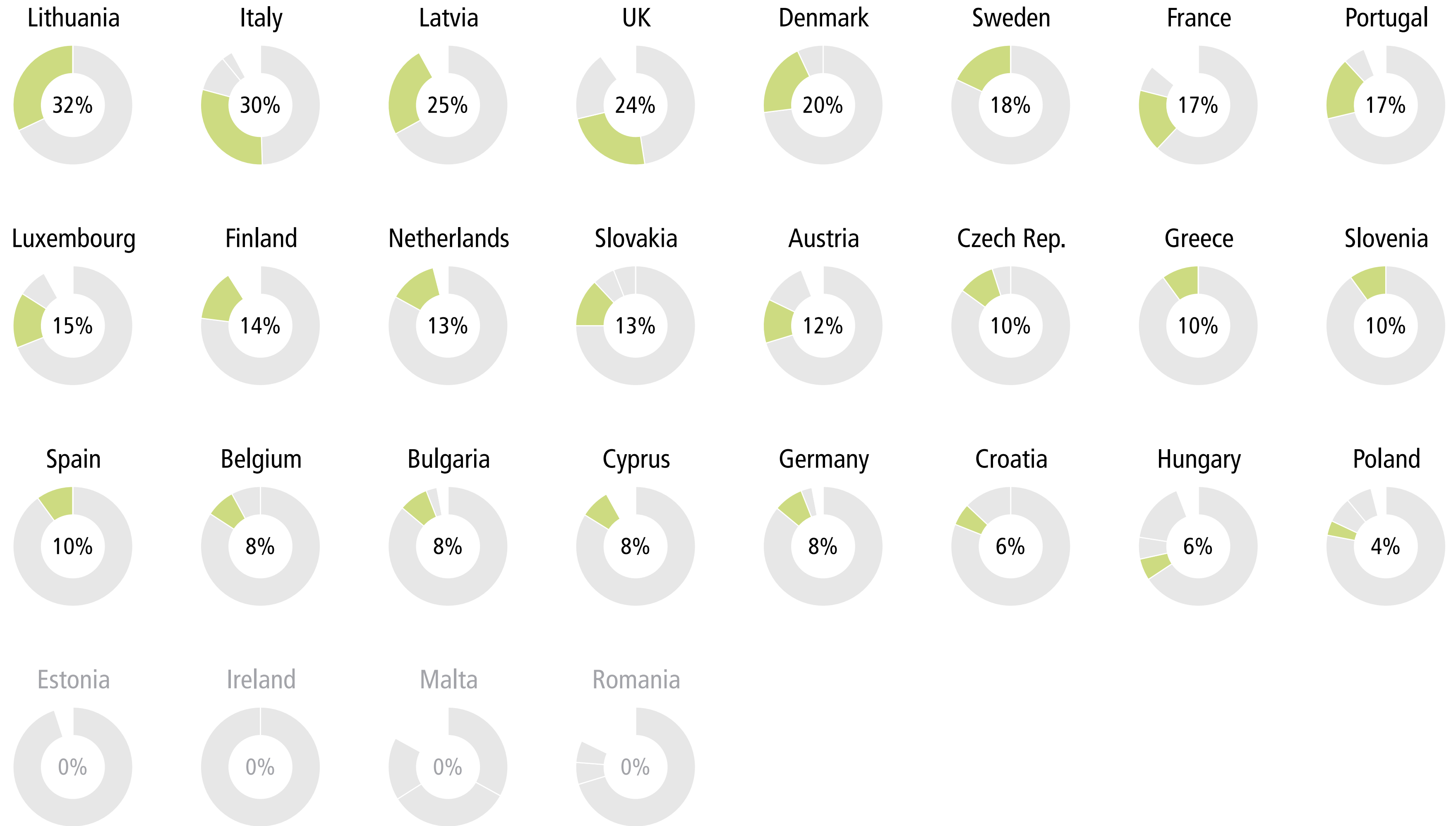


Informal group of countries: 4% of votes



Only national level: 3% of votes

Countries	Policies
	All policies
	Single fiscal policy & Eurozone governance
	<b>Fully completed single market</b>
	Common social policy
	Common digital policy
	Common energy policy
	Single climate policy
	Integrated foreign and security policy
	Common policy in justice & home affairs
	Common immigration and asylum policy
	Common development assistance policy
	Common border police and coast guard
	Common defence structures
	Common China policy
	Common USA policy
	Common Russia policy
	Common Ukraine policy
	Common Syria policy
	Common MENA policy
	Policies & Partners Overview
	<b>Preferred Actor Level</b>
	Preferred Actor Level (Public View)
	Priorities and Favoured Partners



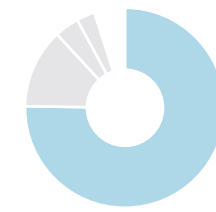


# Preferred Actor Level Fully completed single market

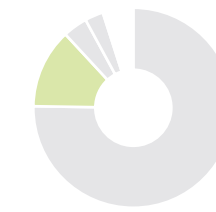
Q10

“Which level of decision-making would your government prefer for the following list of European policy projects?”

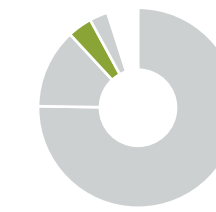
All four actor levels



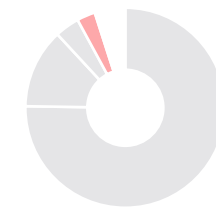
All EU member states: 76% of votes



Treaty based group of countries: 13% of votes

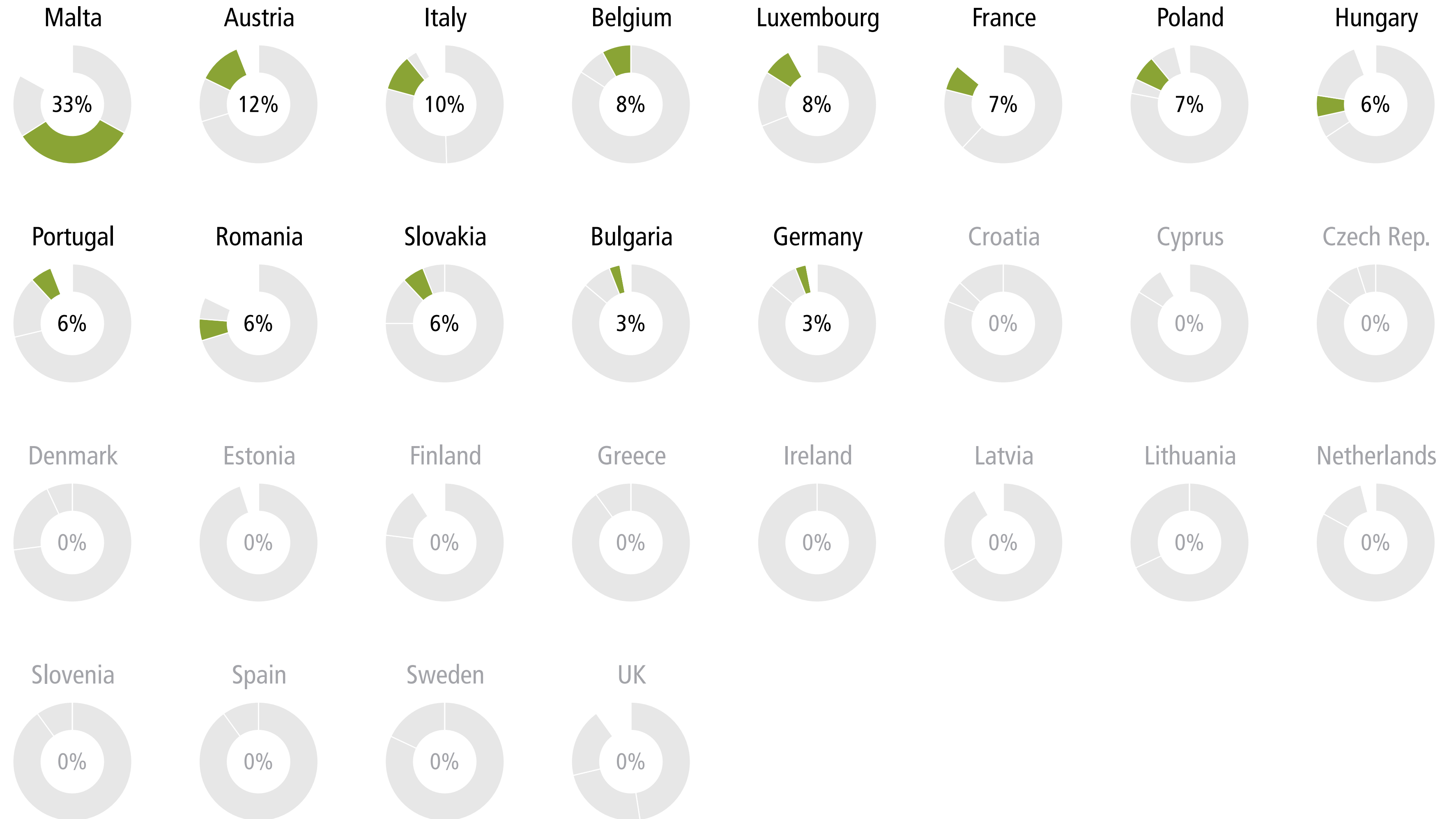


Informal group of countries: 4% of votes



Only national level: 3% of votes

Countries	Policies
	All policies
	Single fiscal policy & Eurozone governance
	<b>Fully completed single market</b>
	Common social policy
	Common digital policy
	Common energy policy
	Single climate policy
	Integrated foreign and security policy
	Common policy in justice & home affairs
	Common immigration and asylum policy
	Common development assistance policy
	Common border police and coast guard
	Common defence structures
	Common China policy
	Common USA policy
	Common Russia policy
	Common Ukraine policy
	Common Syria policy
	Common MENA policy
	Policies & Partners Overview
	<b>Preferred Actor Level</b>
	Preferred Actor Level (Public View)
	Priorities and Favoured Partners

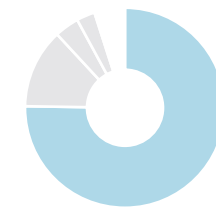


# Preferred Actor Level Fully completed single market

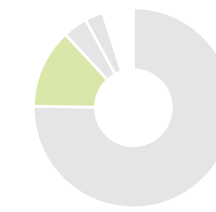
Q10

“Which level of decision-making would your government prefer for the following list of European policy projects?”

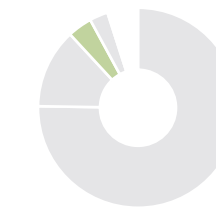
All four actor levels



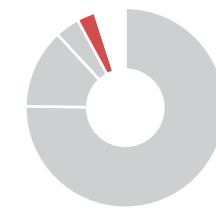
All EU member states: 76% of votes



Treaty based group of countries: 13% of votes

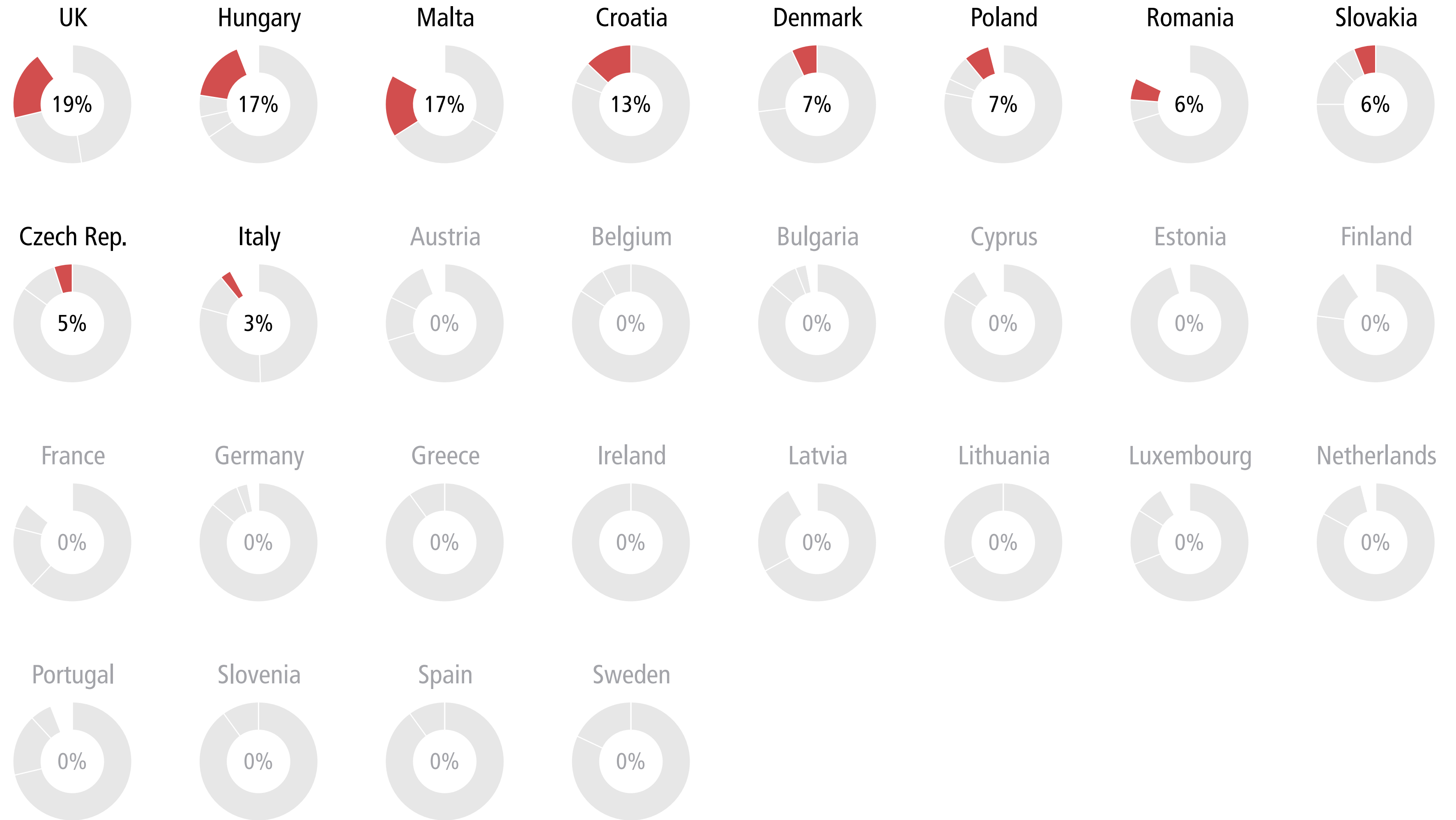


Informal group of countries: 4% of votes



Only national level: 3% of votes

Countries	Policies
	All policies
	Single fiscal policy & Eurozone governance
	<b>Fully completed single market</b>
	Common social policy
	Common digital policy
	Common energy policy
	Single climate policy
	Integrated foreign and security policy
	Common policy in justice & home affairs
	Common immigration and asylum policy
	Common development assistance policy
	Common border police and coast guard
	Common defence structures
	Common China policy
	Common USA policy
	Common Russia policy
	Common Ukraine policy
	Common Syria policy
	Common MENA policy
	Policies & Partners Overview
	<b>Preferred Actor Level</b>
	Preferred Actor Level (Public View)
	Priorities and Favoured Partners

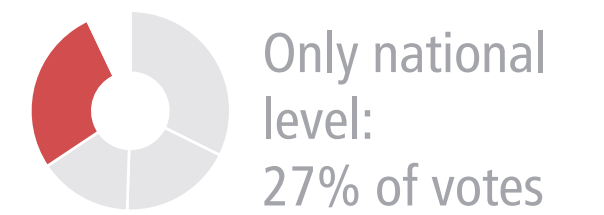
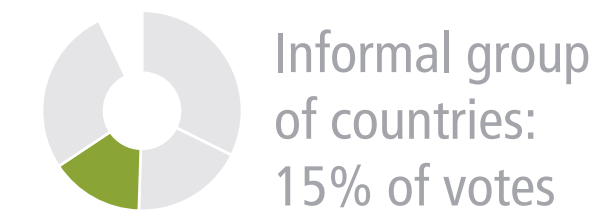
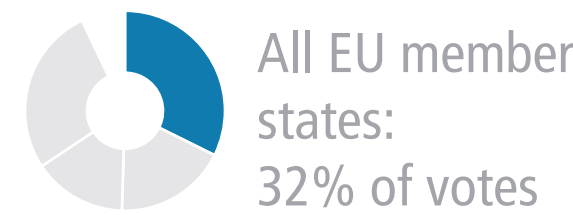


# Preferred Actor Level Common social policy

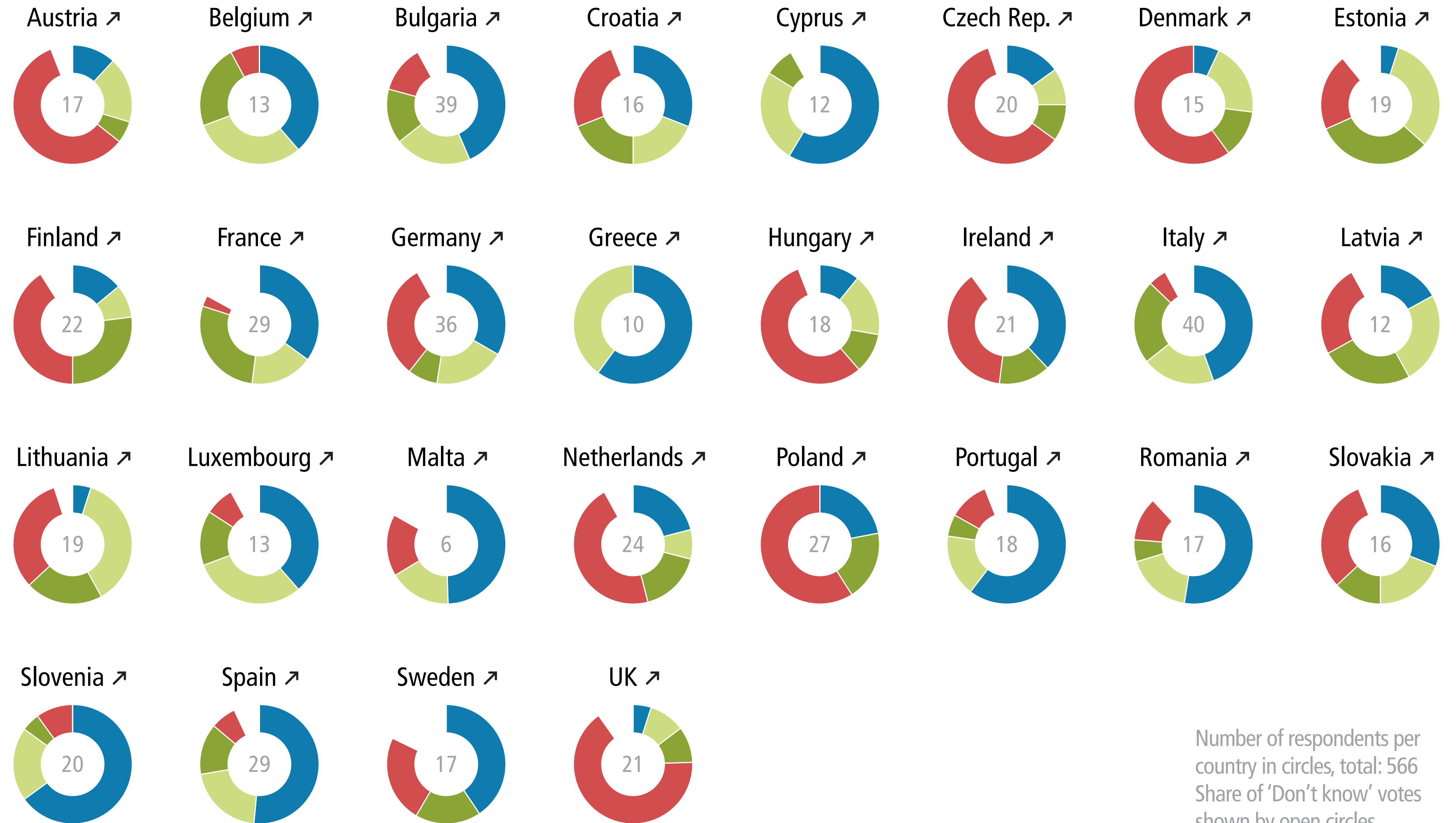
Q10

“Which level of decision-making would your government prefer for the following list of European policy projects?”

All four actor levels



Countries	Policies
	All policies
	Single fiscal policy & Eurozone governance
	Fully completed single market
	<b>Common social policy</b>
	Common digital policy
	Common energy policy
	Single climate policy
	Integrated foreign and security policy
	Common policy in justice & home affairs
	Common immigration and asylum policy
	Common development assistance policy
	Common border police and coast guard
	Common defence structures
	Common China policy
	Common USA policy
	Common Russia policy
	Common Ukraine policy
	Common Syria policy
	Common MENA policy
	Policies & Partners Overview
	<b>Preferred Actor Level</b>
	Preferred Actor Level (Public View)
	Priorities and Favoured Partners



Number of respondents per country in circles, total: 566  
Share of 'Don't know' votes shown by open circles

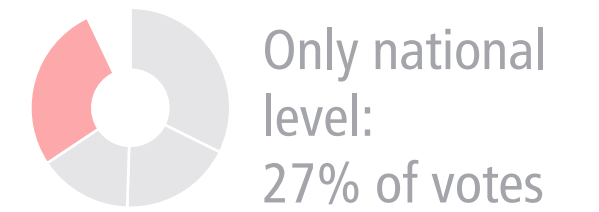
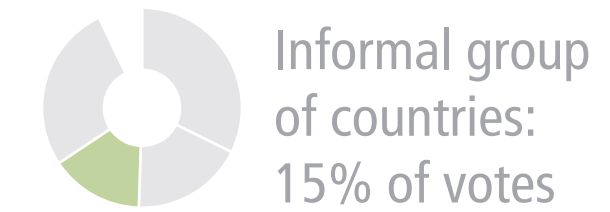
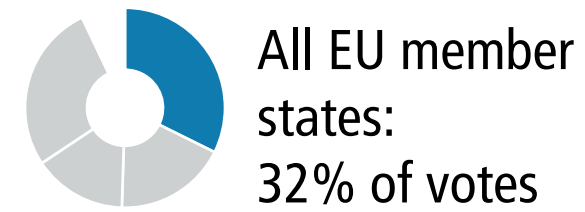


# Preferred Actor Level Common social policy

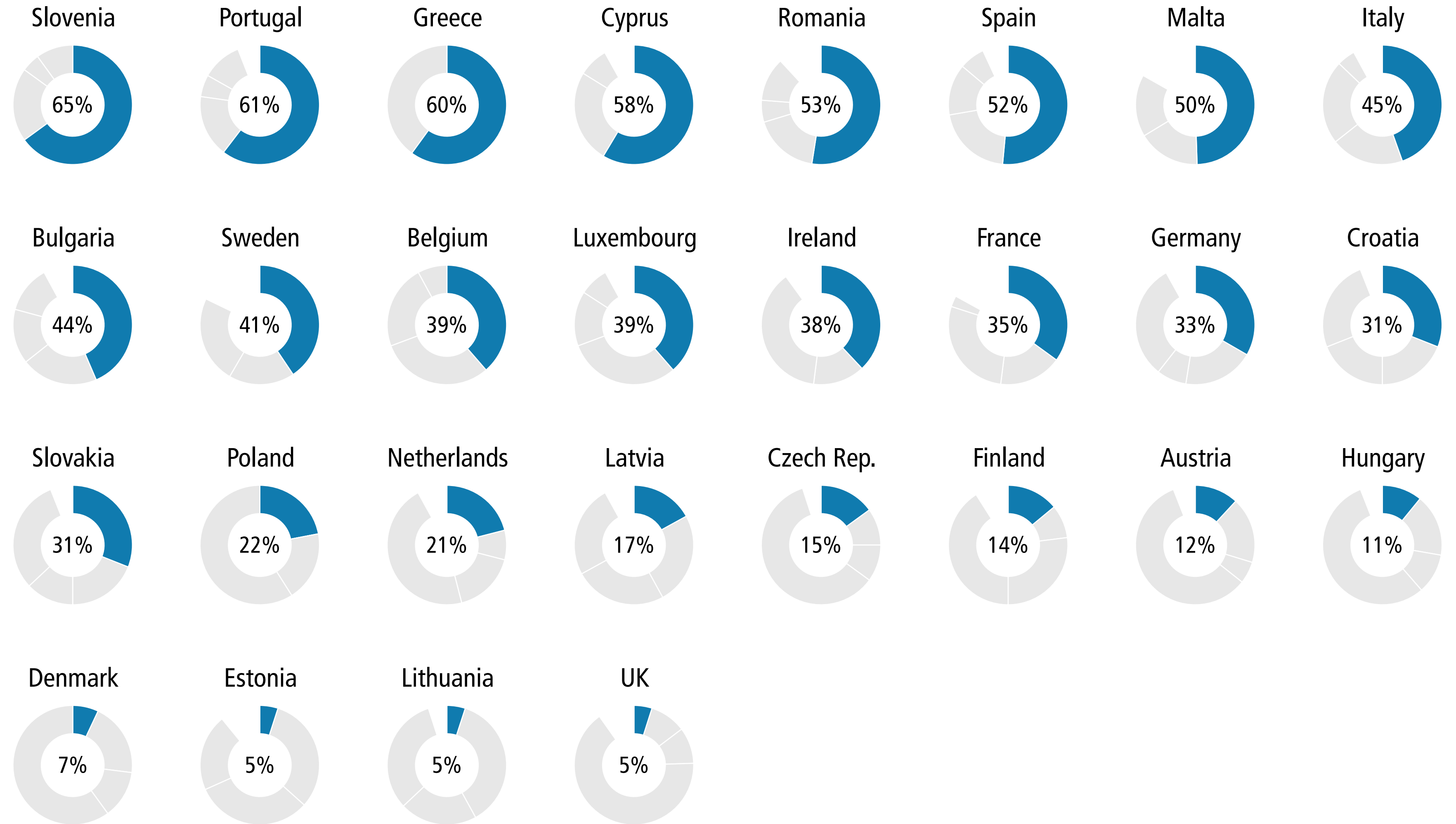
Q10

“Which level of decision-making would your government prefer for the following list of European policy projects?”

All four actor levels



Countries	Policies
	All policies
	Single fiscal policy & Eurozone governance
	Fully completed single market
	<b>Common social policy</b>
	Common digital policy
	Common energy policy
	Single climate policy
	Integrated foreign and security policy
	Common policy in justice & home affairs
	Common immigration and asylum policy
	Common development assistance policy
	Common border police and coast guard
	Common defence structures
	Common China policy
	Common USA policy
	Common Russia policy
	Common Ukraine policy
	Common Syria policy
	Common MENA policy
	Policies & Partners Overview
	<b>Preferred Actor Level</b>
	Preferred Actor Level (Public View)
	Priorities and Favoured Partners

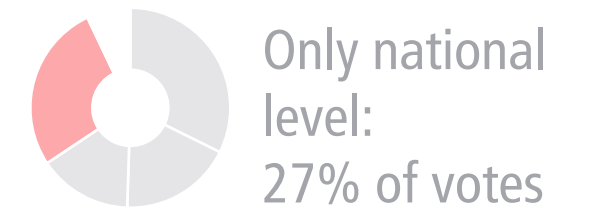
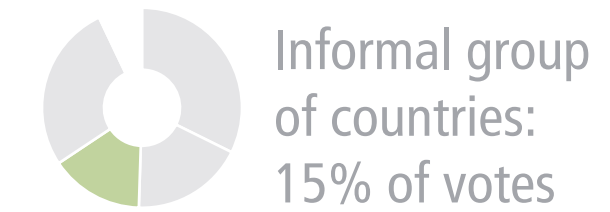



# Preferred Actor Level Common social policy

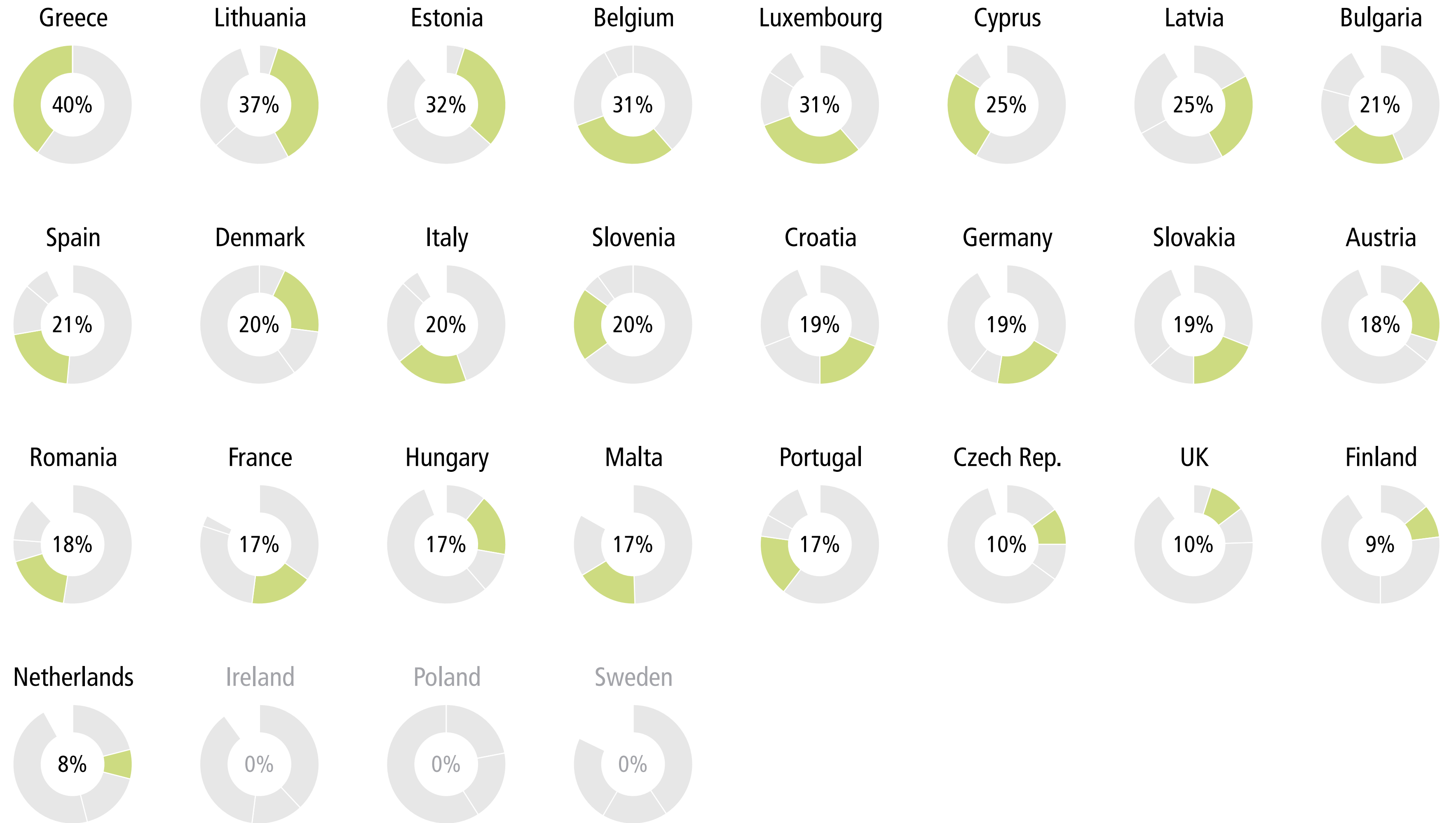
Q10

“Which level of decision-making would your government prefer for the following list of European policy projects?”

All four actor levels



Countries	Policies
	All policies
	Single fiscal policy & Eurozone governance
	Fully completed single market
	<b>Common social policy</b>
	Common digital policy
	Common energy policy
	Single climate policy
	Integrated foreign and security policy
	Common policy in justice & home affairs
	Common immigration and asylum policy
	Common development assistance policy
	Common border police and coast guard
	Common defence structures
	Common China policy
	Common USA policy
	Common Russia policy
	Common Ukraine policy
	Common Syria policy
	Common MENA policy
	Policies & Partners Overview
	<b>Preferred Actor Level</b>
	Preferred Actor Level (Public View)
	Priorities and Favoured Partners

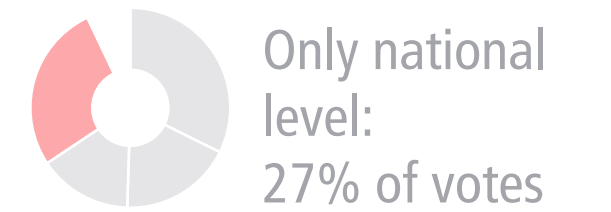
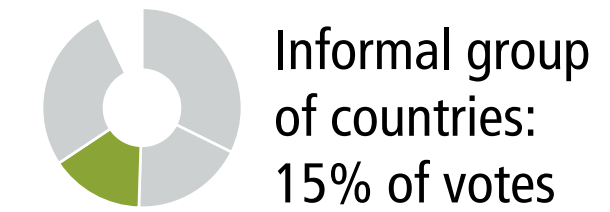



# Preferred Actor Level Common social policy

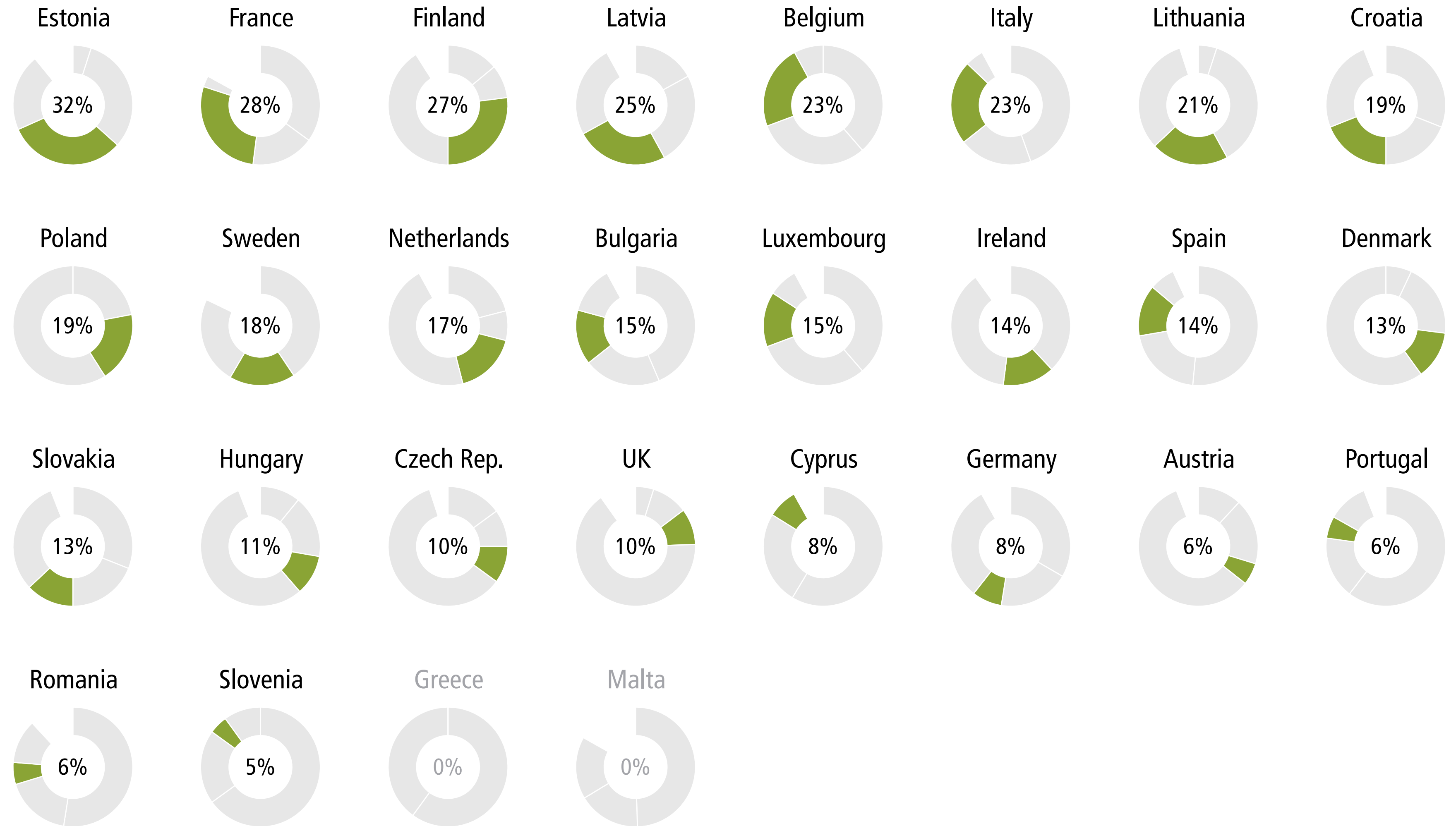
Q10

“Which level of decision-making would your government prefer for the following list of European policy projects?”

All four actor levels



Countries	Policies
All policies	
Single fiscal policy & Eurozone governance	
Fully completed single market	
<b>Common social policy</b>	
Common digital policy	
Common energy policy	
Single climate policy	
Integrated foreign and security policy	
Common policy in justice & home affairs	
Common immigration and asylum policy	
Common development assistance policy	
Common border police and coast guard	
Common defence structures	
Common China policy	
Common USA policy	
Common Russia policy	
Common Ukraine policy	
Common Syria policy	
Common MENA policy	
Policies & Partners Overview	
<b>Preferred Actor Level</b>	
Preferred Actor Level (Public View)	
Priorities and Favoured Partners	



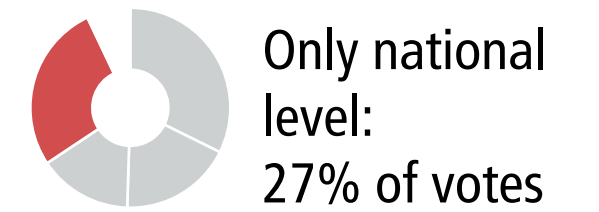
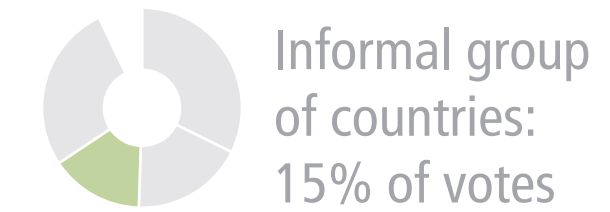



# Preferred Actor Level Common social policy

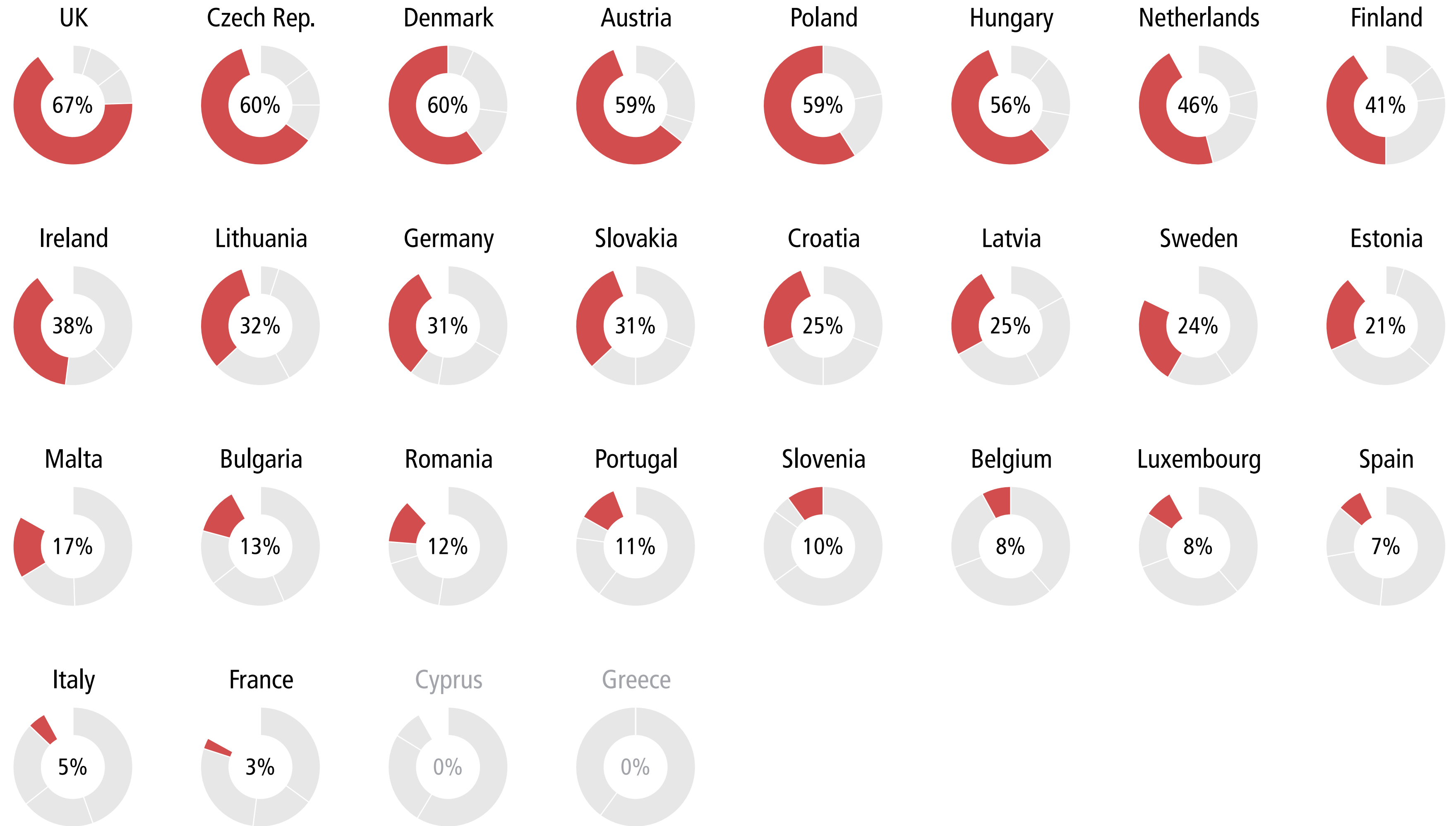
Q10

“Which level of decision-making would your government prefer for the following list of European policy projects?”

All four actor levels



Countries	Policies
	All policies
	Single fiscal policy & Eurozone governance
	Fully completed single market
	<b>Common social policy</b>
	Common digital policy
	Common energy policy
	Single climate policy
	Integrated foreign and security policy
	Common policy in justice & home affairs
	Common immigration and asylum policy
	Common development assistance policy
	Common border police and coast guard
	Common defence structures
	Common China policy
	Common USA policy
	Common Russia policy
	Common Ukraine policy
	Common Syria policy
	Common MENA policy
	Policies & Partners Overview
	<b>Preferred Actor Level</b>
	Preferred Actor Level (Public View)
	Priorities and Favoured Partners

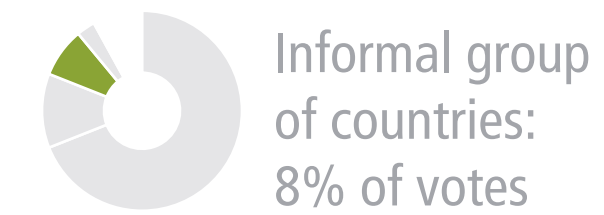
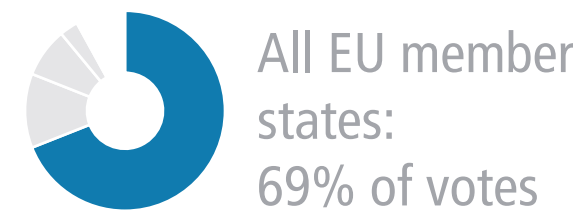


# Preferred Actor Level Common digital policy

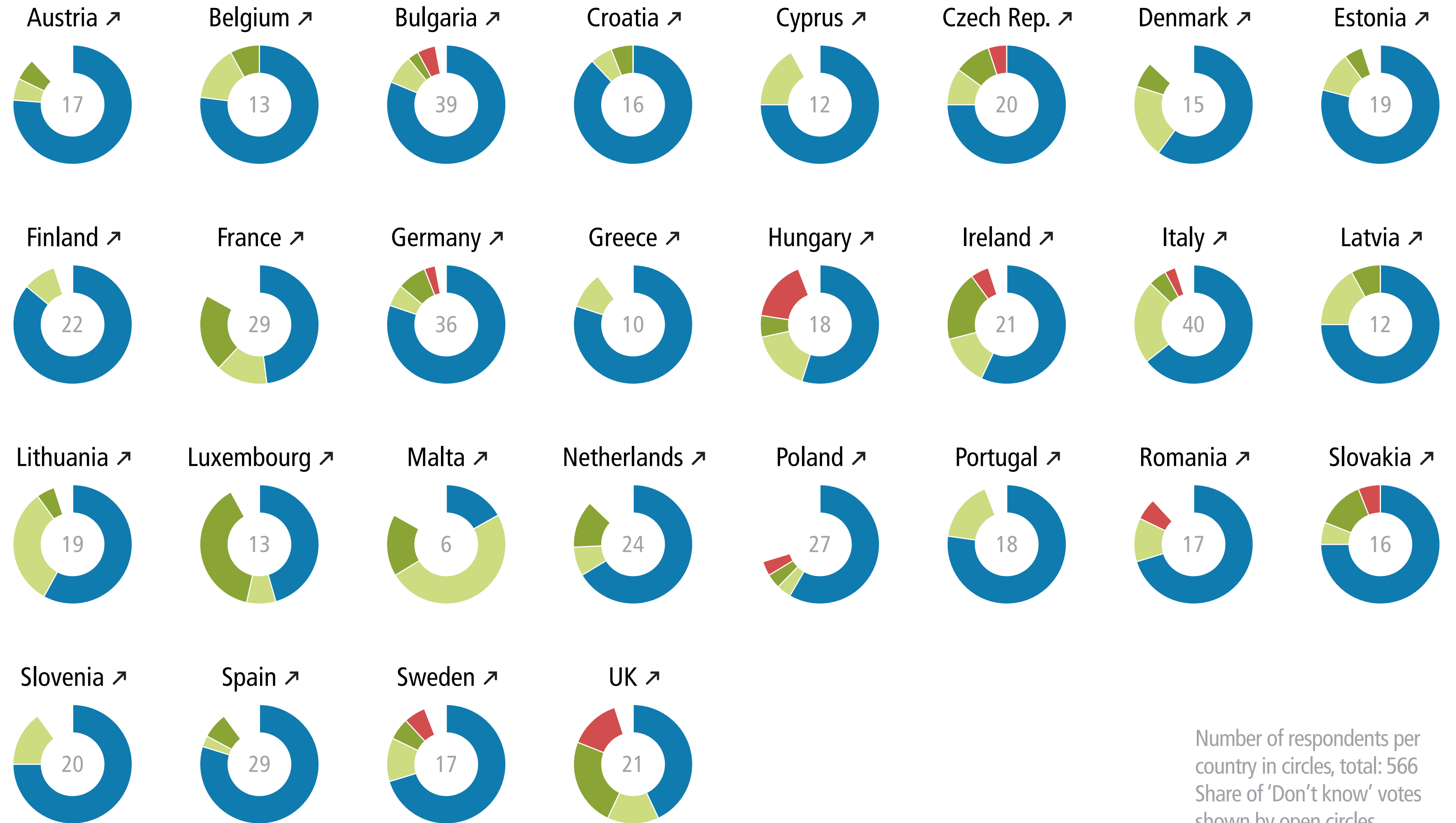
Q10

“Which level of decision-making would your government prefer for the following list of European policy projects?”

All four actor levels



Countries	Policies
	All policies
	Single fiscal policy & Eurozone governance
	Fully completed single market
	Common social policy
	<b>Common digital policy</b>
	Common energy policy
	Single climate policy
	Integrated foreign and security policy
	Common policy in justice & home affairs
	Common immigration and asylum policy
	Common development assistance policy
	Common border police and coast guard
	Common defence structures
	Common China policy
	Common USA policy
	Common Russia policy
	Common Ukraine policy
	Common Syria policy
	Common MENA policy
	Policies & Partners Overview
	<b>Preferred Actor Level</b>
	Preferred Actor Level (Public View)
	Priorities and Favoured Partners



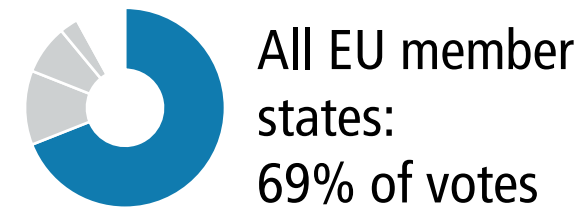
Number of respondents per country in circles, total: 566  
Share of 'Don't know' votes shown by open circles

# Preferred Actor Level Common digital policy

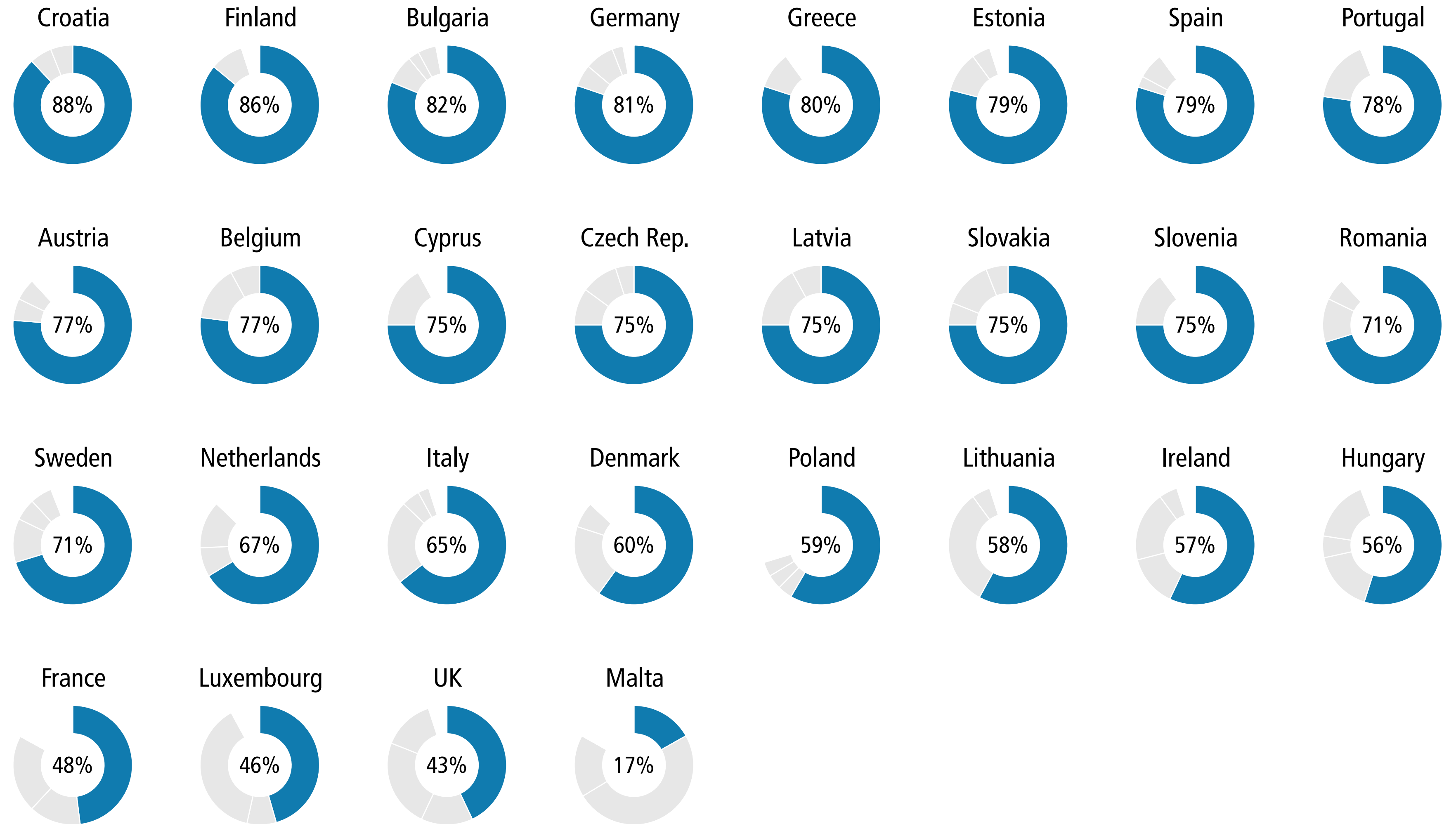
Q10

“Which level of decision-making would your government prefer for the following list of European policy projects?”

All four actor levels



Countries	Policies
	All policies
	Single fiscal policy & Eurozone governance
	Fully completed single market
	Common social policy
	<b>Common digital policy</b>
	Common energy policy
	Single climate policy
	Integrated foreign and security policy
	Common policy in justice & home affairs
	Common immigration and asylum policy
	Common development assistance policy
	Common border police and coast guard
	Common defence structures
	Common China policy
	Common USA policy
	Common Russia policy
	Common Ukraine policy
	Common Syria policy
	Common MENA policy
	Policies & Partners Overview
	<b>Preferred Actor Level</b>
	Preferred Actor Level (Public View)
	Priorities and Favoured Partners





# Preferred Actor Level Common digital policy

Q10

“Which level of decision-making would your government prefer for the following list of European policy projects?”

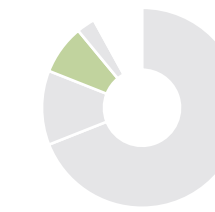
All four actor levels



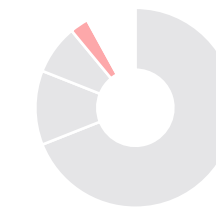
All EU member states: 69% of votes



Treaty based group of countries: 12% of votes

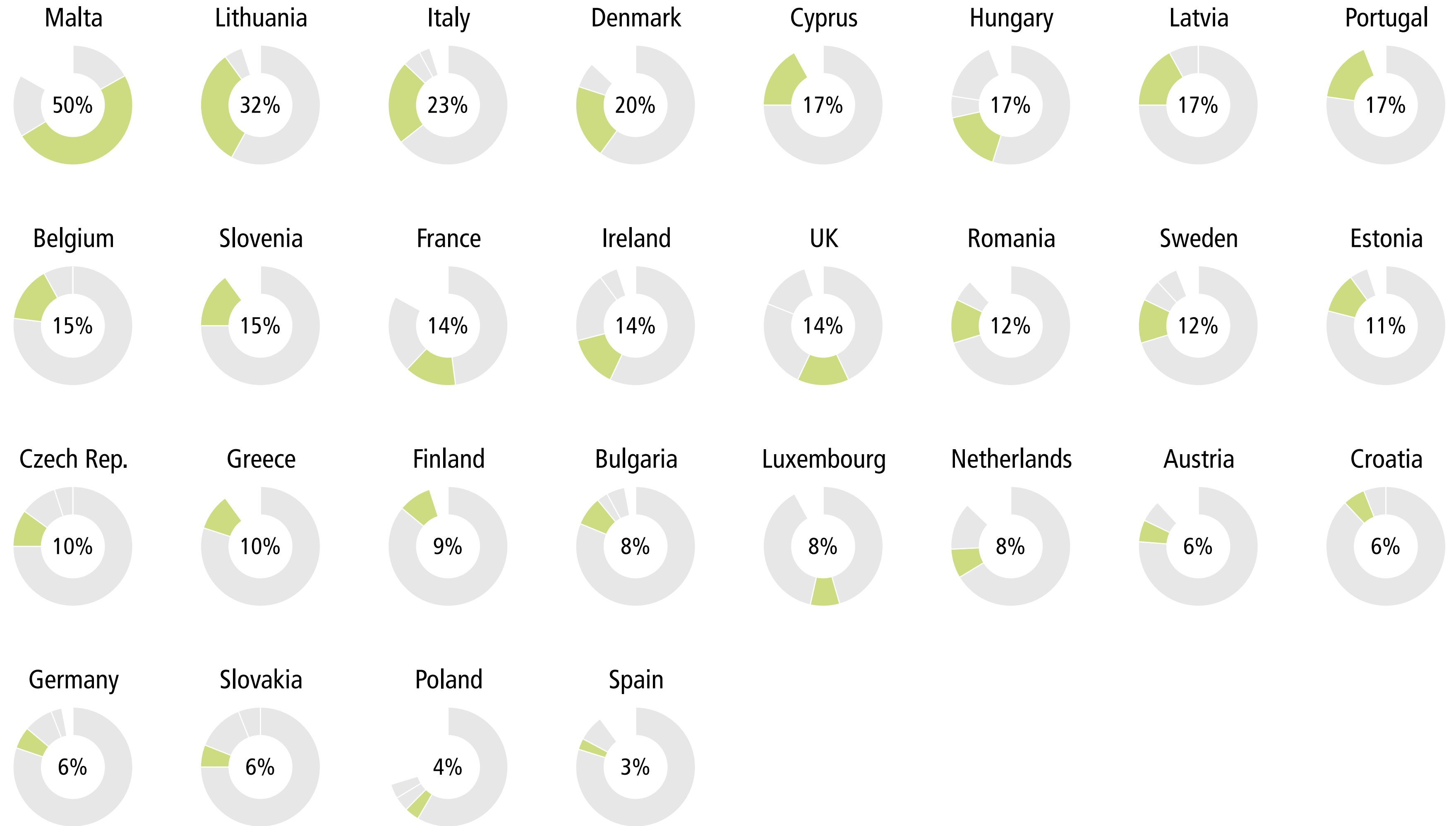


Informal group of countries: 8% of votes



Only national level: 3% of votes

Countries	Policies
	All policies
	Single fiscal policy & Eurozone governance
	Fully completed single market
	Common social policy
	<b>Common digital policy</b>
	Common energy policy
	Single climate policy
	Integrated foreign and security policy
	Common policy in justice & home affairs
	Common immigration and asylum policy
	Common development assistance policy
	Common border police and coast guard
	Common defence structures
	Common China policy
	Common USA policy
	Common Russia policy
	Common Ukraine policy
	Common Syria policy
	Common MENA policy
	Policies & Partners Overview
	<b>Preferred Actor Level</b>
	Preferred Actor Level (Public View)
	Priorities and Favoured Partners

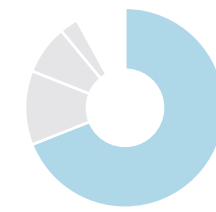


# Preferred Actor Level Common digital policy

Q10

“Which level of decision-making would your government prefer for the following list of European policy projects?”

All four actor levels



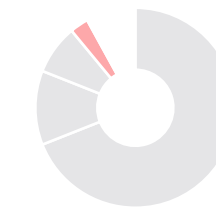
All EU member states: 69% of votes



Treaty based group of countries: 12% of votes

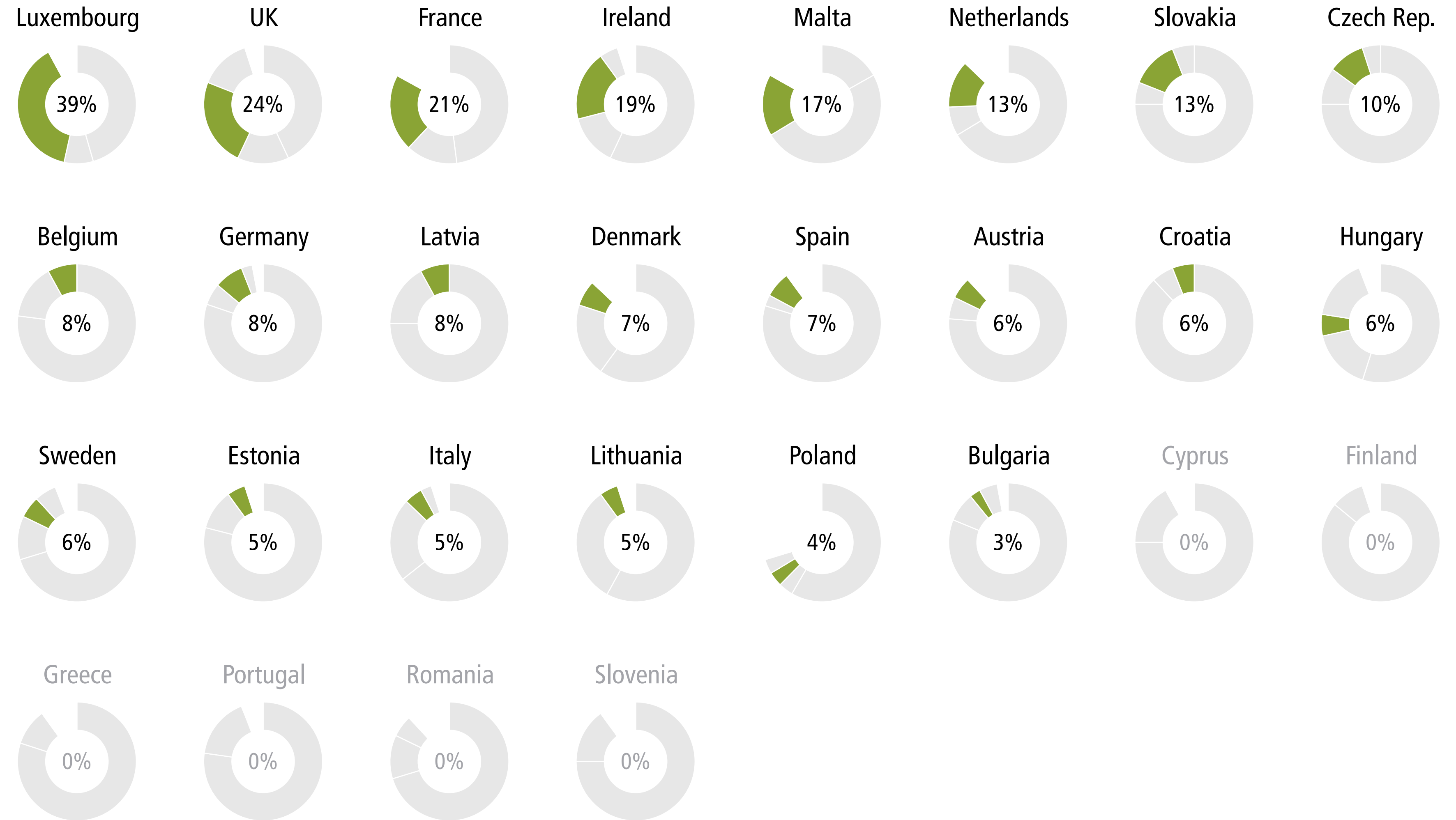


Informal group of countries: 8% of votes



Only national level: 3% of votes

Countries	Policies
	All policies
	Single fiscal policy & Eurozone governance
	Fully completed single market
	Common social policy
	<b>Common digital policy</b>
	Common energy policy
	Single climate policy
	Integrated foreign and security policy
	Common policy in justice & home affairs
	Common immigration and asylum policy
	Common development assistance policy
	Common border police and coast guard
	Common defence structures
	Common China policy
	Common USA policy
	Common Russia policy
	Common Ukraine policy
	Common Syria policy
	Common MENA policy
	Policies & Partners Overview
	<b>Preferred Actor Level</b>
	Preferred Actor Level (Public View)
	Priorities and Favoured Partners



# Preferred Actor Level Common digital policy

Q10

“Which level of decision-making would your government prefer for the following list of European policy projects?”

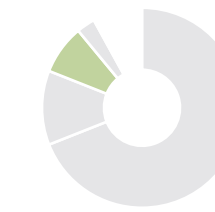
All four actor levels



All EU member states: 69% of votes



Treaty based group of countries: 12% of votes

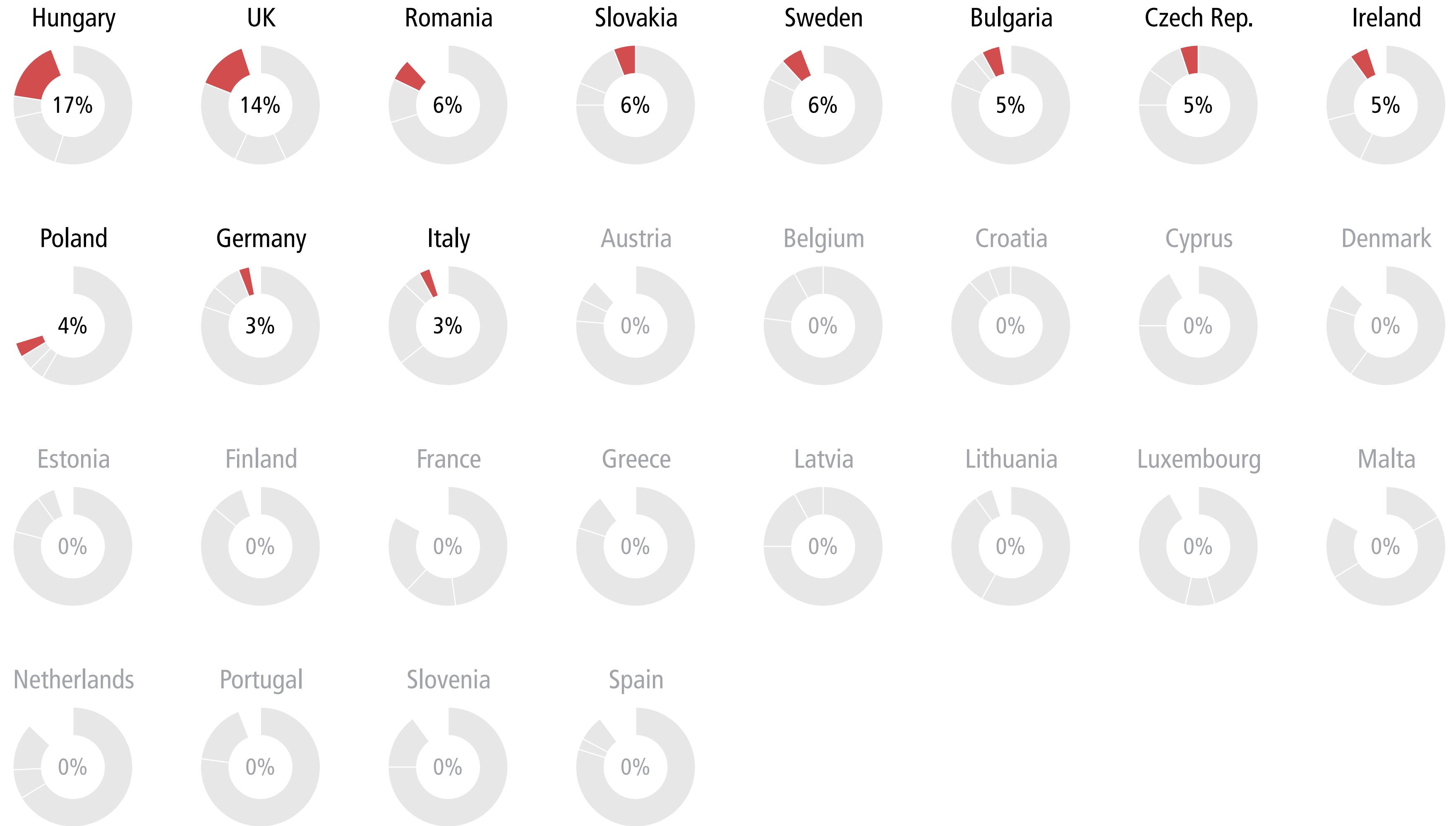


Informal group of countries: 8% of votes



Only national level: 3% of votes

Countries	Policies
	All policies
	Single fiscal policy & Eurozone governance
	Fully completed single market
	Common social policy
	<b>Common digital policy</b>
	Common energy policy
	Single climate policy
	Integrated foreign and security policy
	Common policy in justice & home affairs
	Common immigration and asylum policy
	Common development assistance policy
	Common border police and coast guard
	Common defence structures
	Common China policy
	Common USA policy
	Common Russia policy
	Common Ukraine policy
	Common Syria policy
	Common MENA policy
	Policies & Partners Overview
	<b>Preferred Actor Level</b>
	Preferred Actor Level (Public View)
	Priorities and Favoured Partners



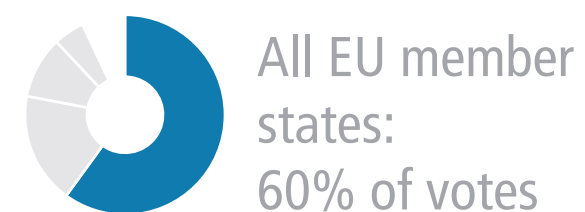


# Preferred Actor Level Common energy policy

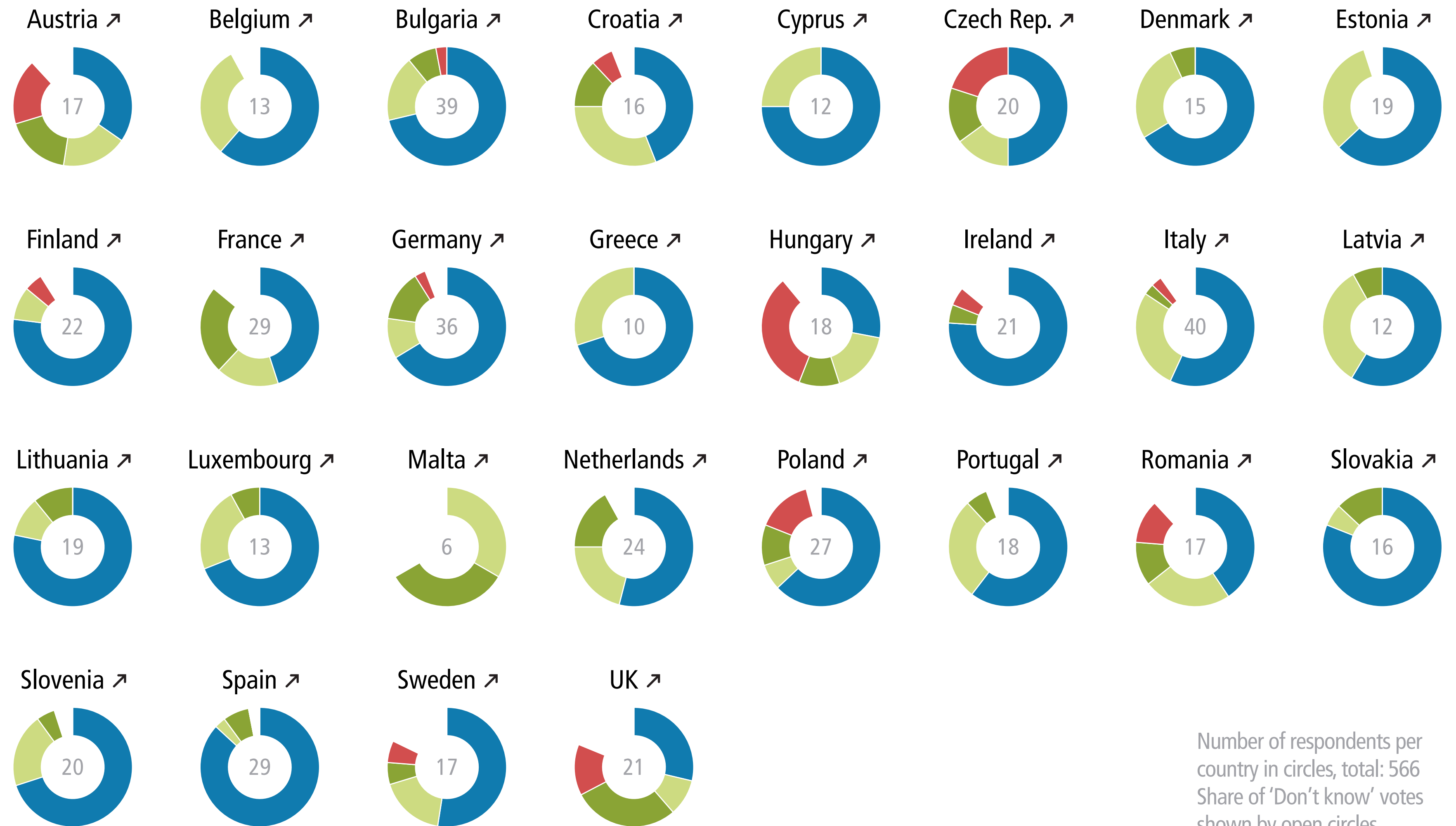
Q10

“Which level of decision-making would your government prefer for the following list of European policy projects?”

All four actor levels



Countries	Policies
	All policies
	Single fiscal policy & Eurozone governance
	Fully completed single market
	Common social policy
	Common digital policy
	<b>Common energy policy</b>
	Single climate policy
	Integrated foreign and security policy
	Common policy in justice & home affairs
	Common immigration and asylum policy
	Common development assistance policy
	Common border police and coast guard
	Common defence structures
	Common China policy
	Common USA policy
	Common Russia policy
	Common Ukraine policy
	Common Syria policy
	Common MENA policy
	Policies & Partners Overview
	<b>Preferred Actor Level</b>
	Preferred Actor Level (Public View)
	Priorities and Favoured Partners



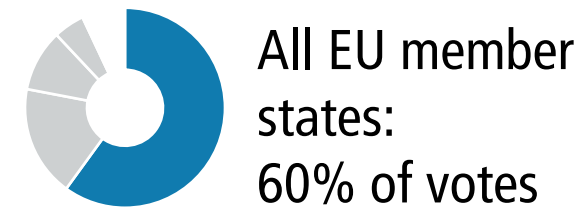
Number of respondents per country in circles, total: 566  
Share of 'Don't know' votes shown by open circles

# Preferred Actor Level Common energy policy

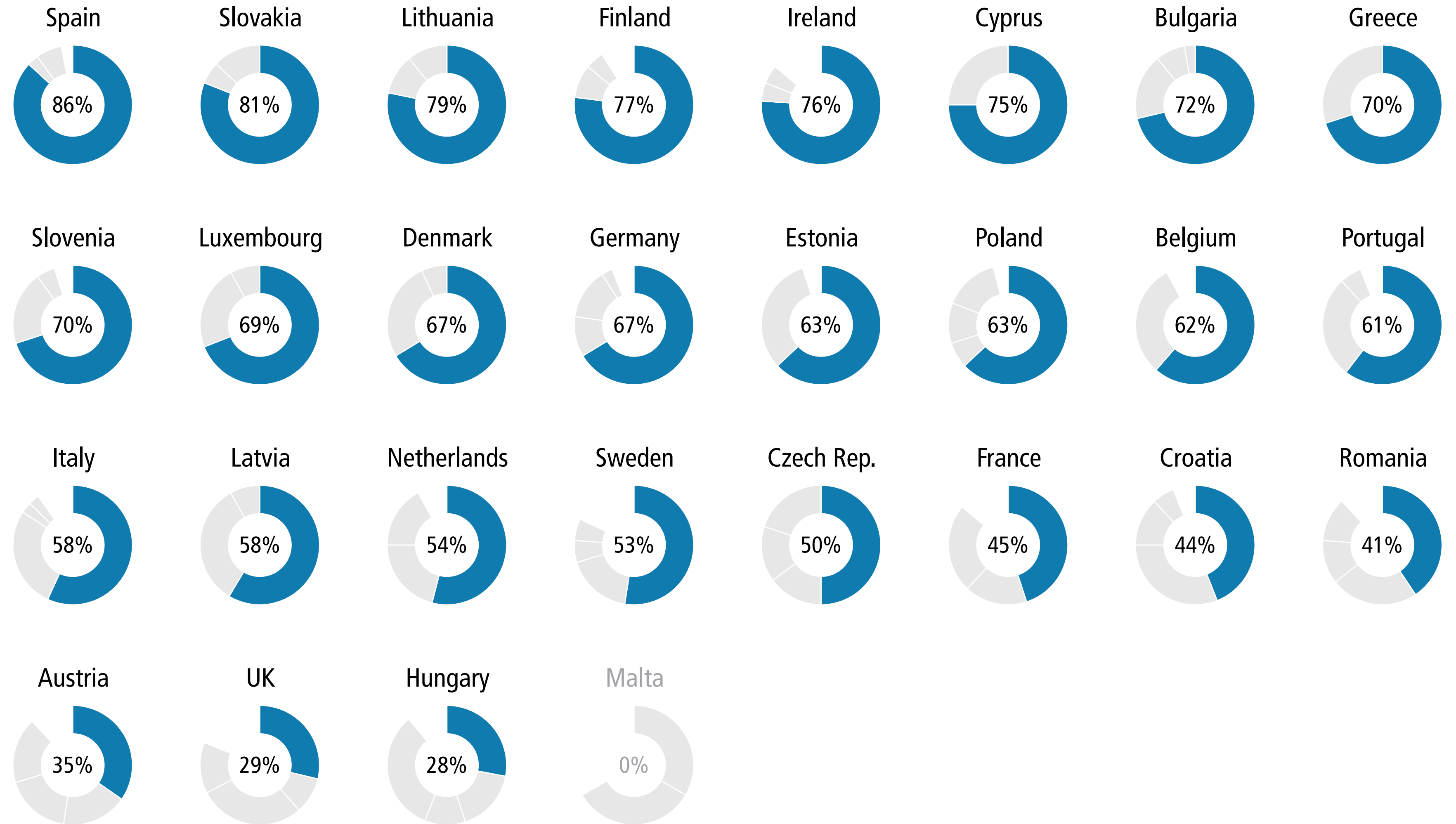
Q10

“Which level of decision-making would your government prefer for the following list of European policy projects?”

All four actor levels



Countries	Policies
	All policies
	Single fiscal policy & Eurozone governance
	Fully completed single market
	Common social policy
	Common digital policy
	<b>Common energy policy</b>
	Single climate policy
	Integrated foreign and security policy
	Common policy in justice & home affairs
	Common immigration and asylum policy
	Common development assistance policy
	Common border police and coast guard
	Common defence structures
	Common China policy
	Common USA policy
	Common Russia policy
	Common Ukraine policy
	Common Syria policy
	Common MENA policy
	Policies & Partners Overview
	<b>Preferred Actor Level</b>
	Preferred Actor Level (Public View)
	Priorities and Favoured Partners



# Preferred Actor Level Common energy policy

Q10

“Which level of decision-making would your government prefer for the following list of European policy projects?”

All four actor levels



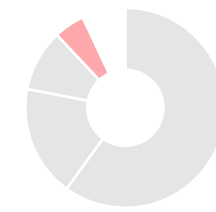
All EU member states: 60% of votes



Treaty based group of countries: 18% of votes

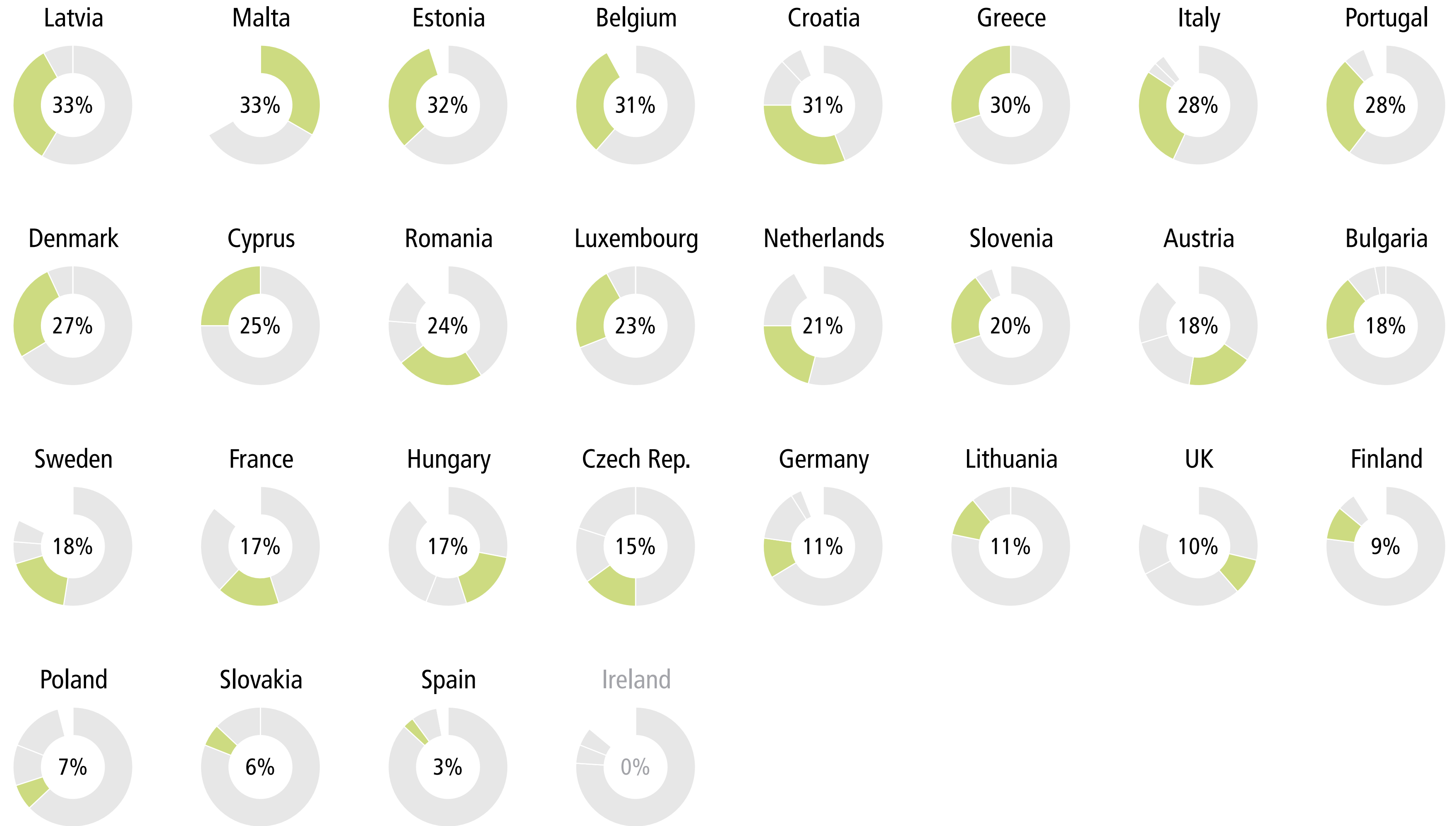


Informal group of countries: 10% of votes



Only national level: 5% of votes

Countries	Policies
	All policies
	Single fiscal policy & Eurozone governance
	Fully completed single market
	Common social policy
	Common digital policy
	<b>Common energy policy</b>
	Single climate policy
	Integrated foreign and security policy
	Common policy in justice & home affairs
	Common immigration and asylum policy
	Common development assistance policy
	Common border police and coast guard
	Common defence structures
	Common China policy
	Common USA policy
	Common Russia policy
	Common Ukraine policy
	Common Syria policy
	Common MENA policy
	Policies & Partners Overview
	<b>Preferred Actor Level</b>
	Preferred Actor Level (Public View)
	Priorities and Favoured Partners





# Preferred Actor Level Common energy policy

Q10

“Which level of decision-making would your government prefer for the following list of European policy projects?”

All four actor levels



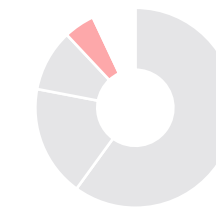
All EU member states: 60% of votes



Treaty based group of countries: 18% of votes



Informal group of countries: 10% of votes



Only national level: 5% of votes

Countries **Policies**

All policies

Single fiscal policy & Eurozone governance

Fully completed single market

Common social policy

Common digital policy

**Common energy policy**

Single climate policy

Integrated foreign and security policy

Common policy in justice & home affairs

Common immigration and asylum policy

Common development assistance policy

Common border police and coast guard

Common defence structures

Common China policy

Common USA policy

Common Russia policy

Common Ukraine policy

Common Syria policy

Common MENA policy

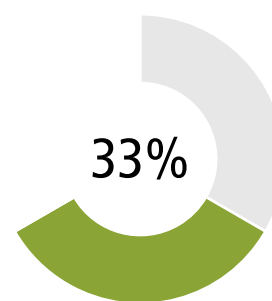
Policies & Partners Overview

**Preferred Actor Level**

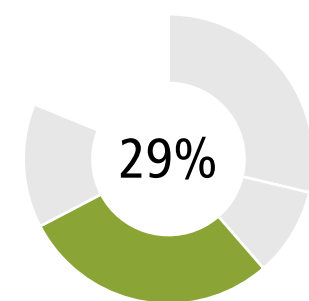
Preferred Actor Level (Public View)

Priorities and Favoured Partners

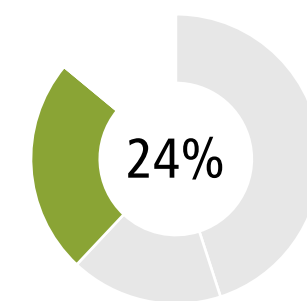
Malta



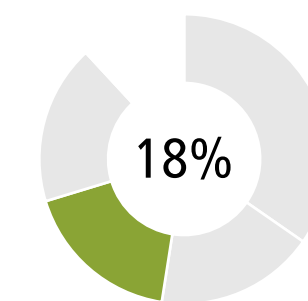
UK



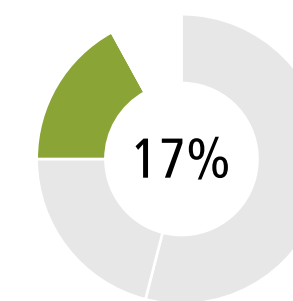
France



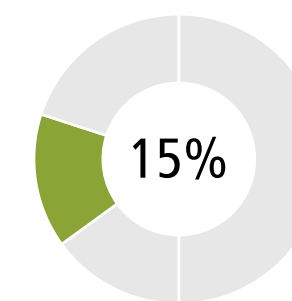
Austria



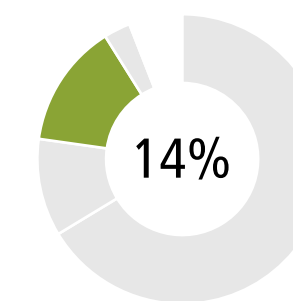
Netherlands



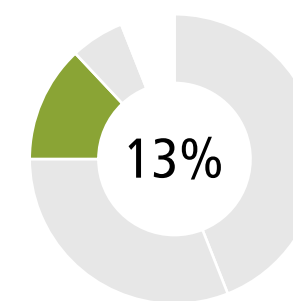
Czech Rep.



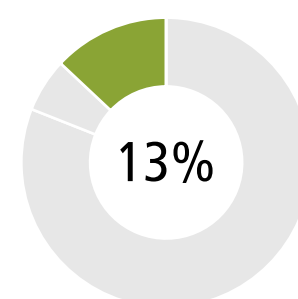
Germany



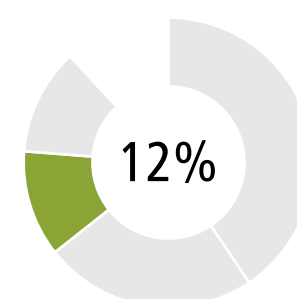
Croatia



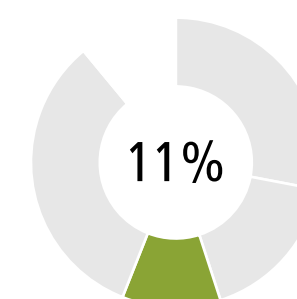
Slovakia



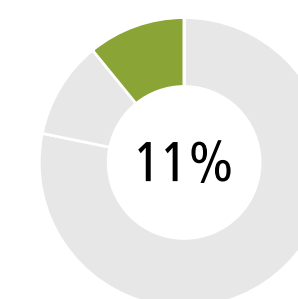
Romania



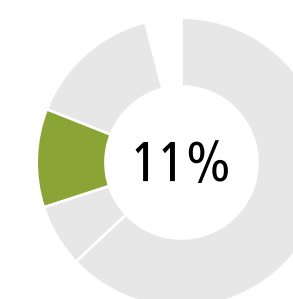
Hungary



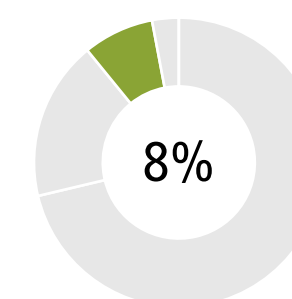
Lithuania



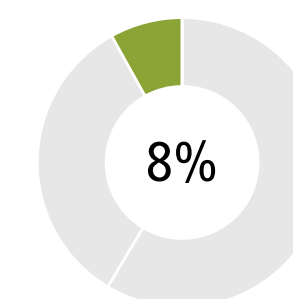
Poland



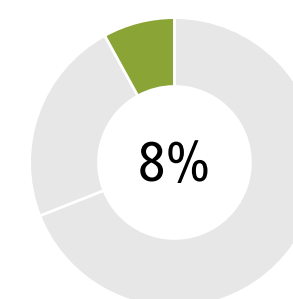
Bulgaria



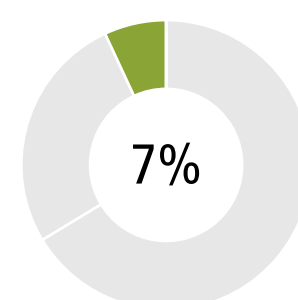
Latvia



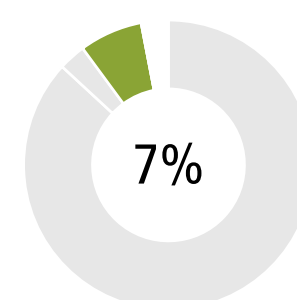
Luxembourg



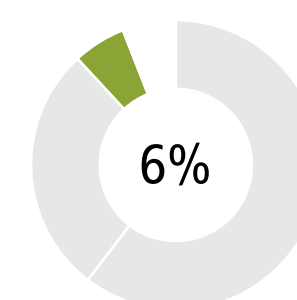
Denmark



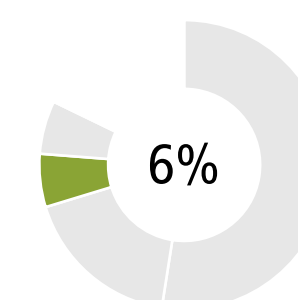
Spain



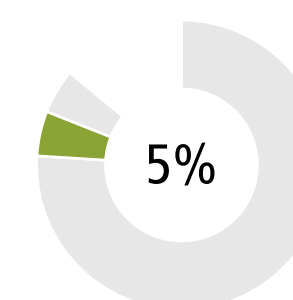
Portugal



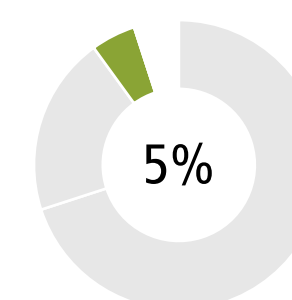
Sweden



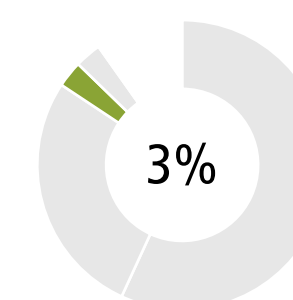
Ireland



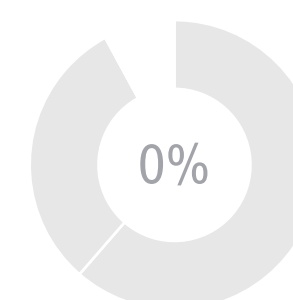
Slovenia



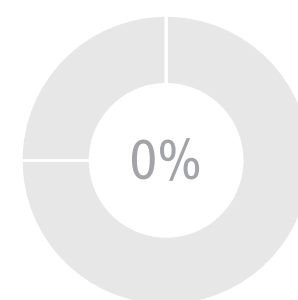
Italy



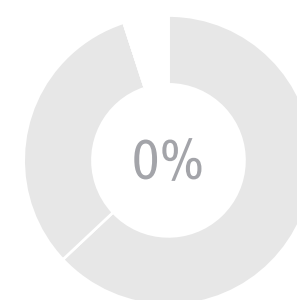
Belgium



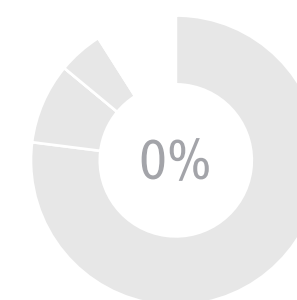
Cyprus



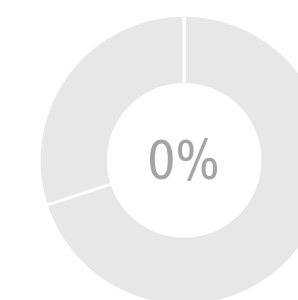
Estonia



Finland



Greece



# Preferred Actor Level Common energy policy

Q10

“Which level of decision-making would your government prefer for the following list of European policy projects?”

All four actor levels



All EU member states: 60% of votes



Treaty based group of countries: 18% of votes

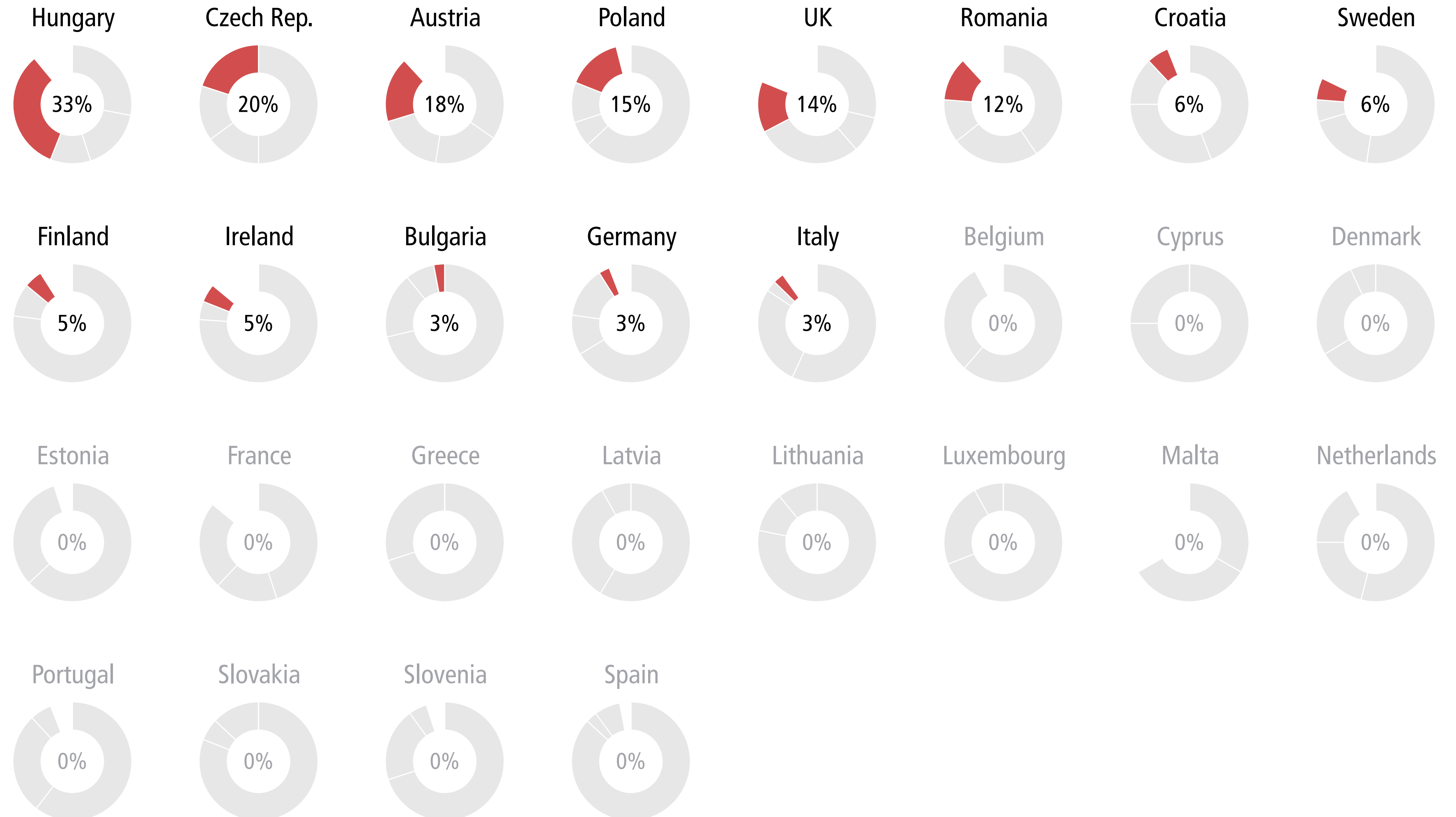


Informal group of countries: 10% of votes



Only national level: 5% of votes

Countries	Policies
	All policies
	Single fiscal policy & Eurozone governance
	Fully completed single market
	Common social policy
	Common digital policy
	<b>Common energy policy</b>
	Single climate policy
	Integrated foreign and security policy
	Common policy in justice & home affairs
	Common immigration and asylum policy
	Common development assistance policy
	Common border police and coast guard
	Common defence structures
	Common China policy
	Common USA policy
	Common Russia policy
	Common Ukraine policy
	Common Syria policy
	Common MENA policy
	Policies & Partners Overview
	<b>Preferred Actor Level</b>
	Preferred Actor Level (Public View)
	Priorities and Favoured Partners

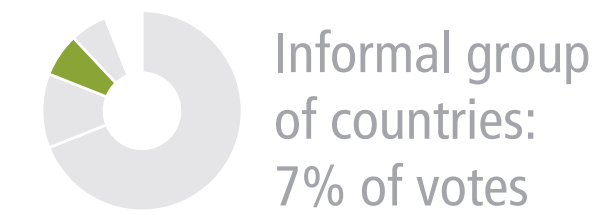
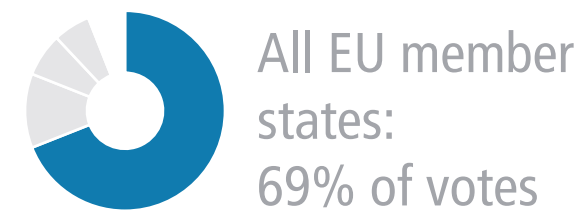


# Preferred Actor Level Single climate policy

Q10

“Which level of decision-making would your government prefer for the following list of European policy projects?”

All four actor levels



Countries **Policies**

All policies

Single fiscal policy & Eurozone governance

Fully completed single market

Common social policy

Common digital policy

Common energy policy

**Single climate policy**

Integrated foreign and security policy

Common policy in justice & home affairs

Common immigration and asylum policy

Common development assistance policy

Common border police and coast guard

Common defence structures

Common China policy

Common USA policy

Common Russia policy

Common Ukraine policy

Common Syria policy

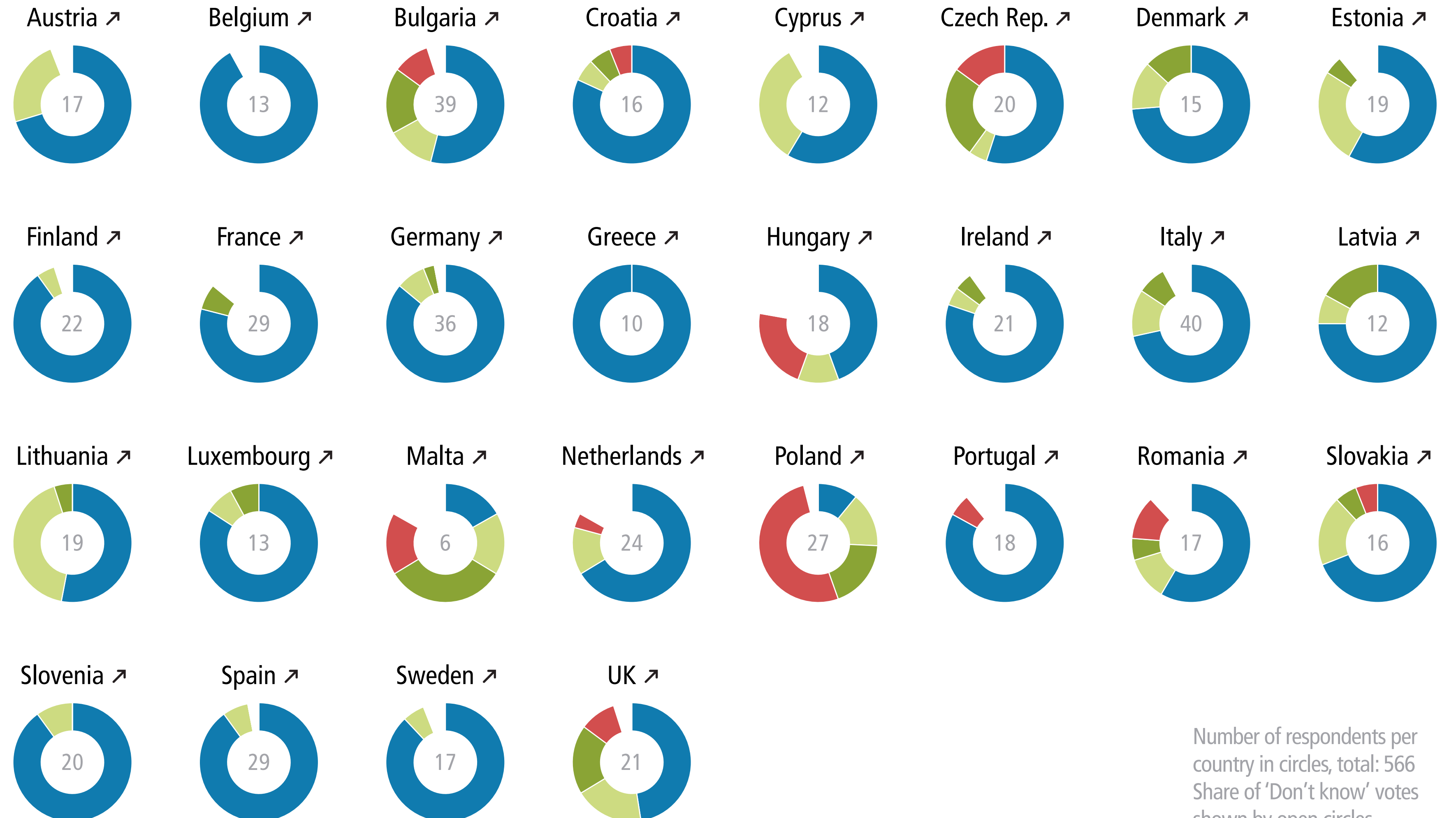
Common MENA policy

Policies & Partners Overview

**Preferred Actor Level**

Preferred Actor Level (Public View)

Priorities and Favoured Partners



Number of respondents per country in circles, total: 566  
Share of 'Don't know' votes shown by open circles

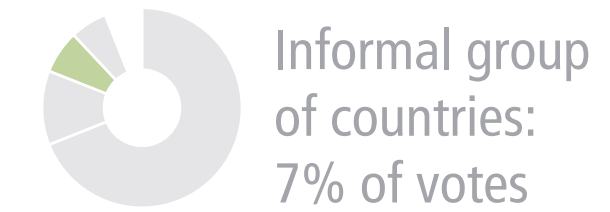
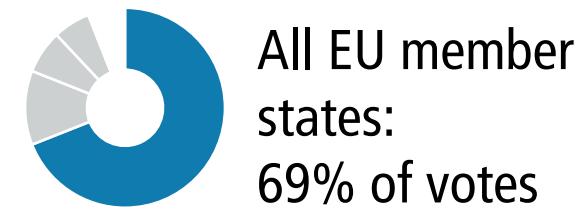


# Preferred Actor Level Single climate policy

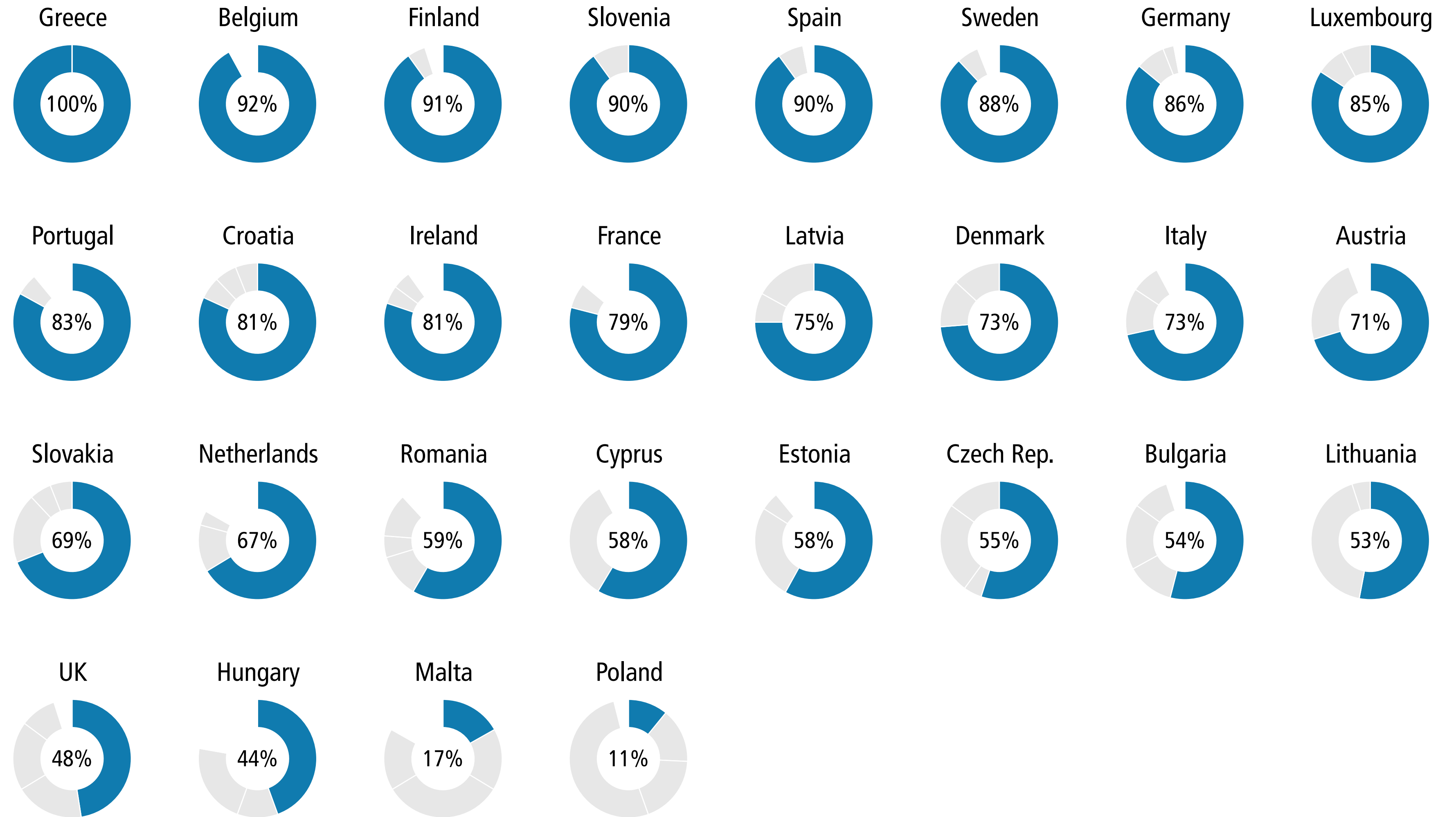
Q10

“Which level of decision-making would your government prefer for the following list of European policy projects?”

All four actor levels



Countries	Policies
	All policies
	Single fiscal policy & Eurozone governance
	Fully completed single market
	Common social policy
	Common digital policy
	Common energy policy
	<b>Single climate policy</b>
	Integrated foreign and security policy
	Common policy in justice & home affairs
	Common immigration and asylum policy
	Common development assistance policy
	Common border police and coast guard
	Common defence structures
	Common China policy
	Common USA policy
	Common Russia policy
	Common Ukraine policy
	Common Syria policy
	Common MENA policy
	Policies & Partners Overview
	<b>Preferred Actor Level</b>
	Preferred Actor Level (Public View)
	Priorities and Favoured Partners



# Preferred Actor Level Single climate policy

Q10

“Which level of decision-making would your government prefer for the following list of European policy projects?”

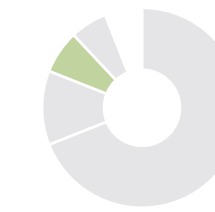
All four actor levels



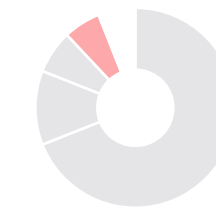
All EU member states: 69% of votes



Treaty based group of countries: 12% of votes

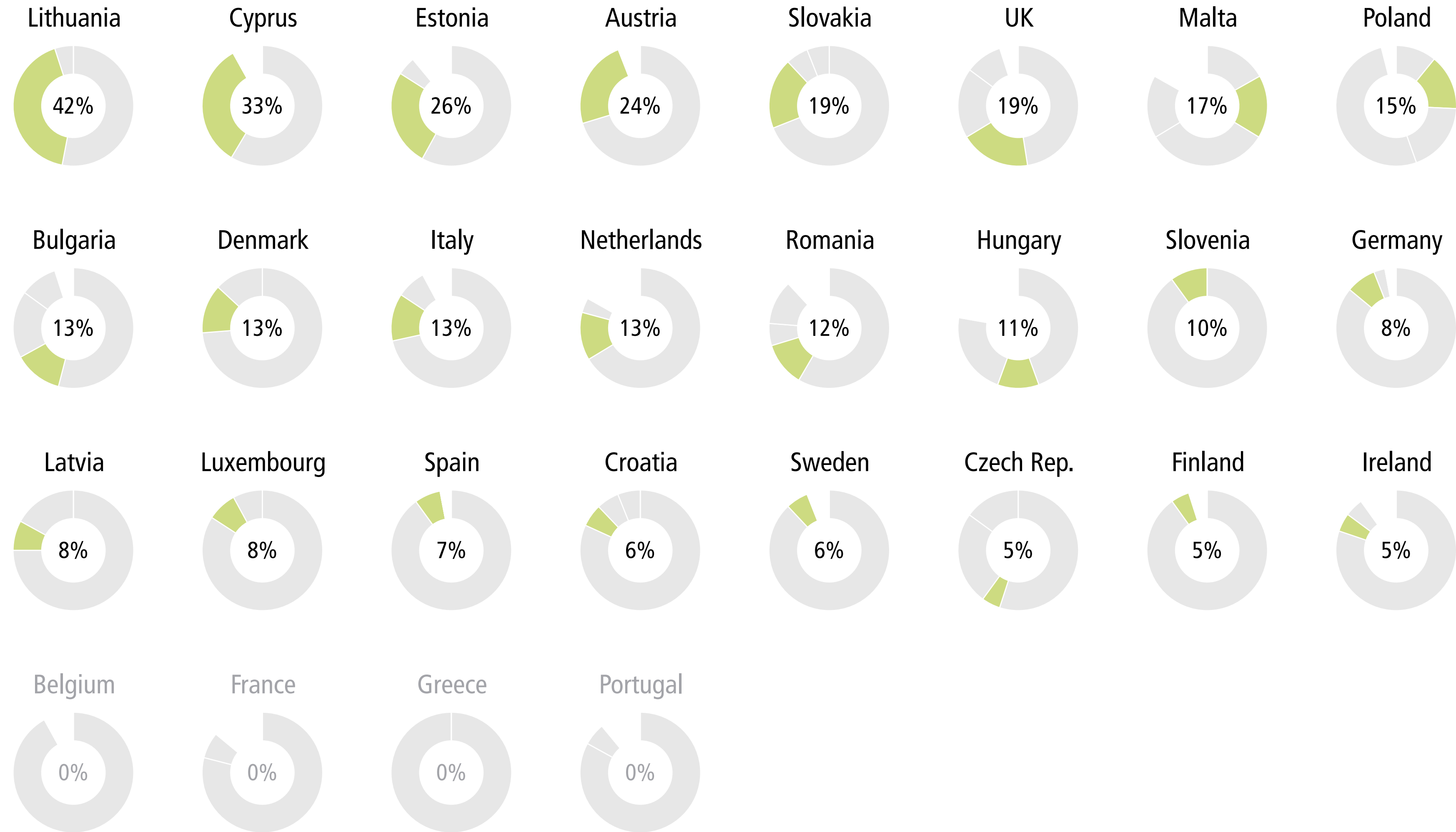


Informal group of countries: 7% of votes



Only national level: 6% of votes

Countries	Policies
	All policies
	Single fiscal policy & Eurozone governance
	Fully completed single market
	Common social policy
	Common digital policy
	Common energy policy
	<b>Single climate policy</b>
	Integrated foreign and security policy
	Common policy in justice & home affairs
	Common immigration and asylum policy
	Common development assistance policy
	Common border police and coast guard
	Common defence structures
	Common China policy
	Common USA policy
	Common Russia policy
	Common Ukraine policy
	Common Syria policy
	Common MENA policy
	Policies & Partners Overview
	<b>Preferred Actor Level</b>
	Preferred Actor Level (Public View)
	Priorities and Favoured Partners



# Preferred Actor Level Single climate policy

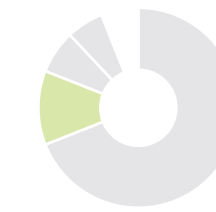
Q10

“Which level of decision-making would your government prefer for the following list of European policy projects?”

All four actor levels



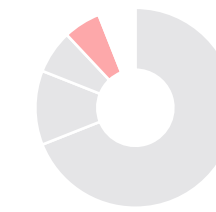
All EU member states: 69% of votes



Treaty based group of countries: 12% of votes



Informal group of countries: 7% of votes



Only national level: 6% of votes

Countries **Policies**

All policies

Single fiscal policy & Eurozone governance

Fully completed single market

Common social policy

Common digital policy

Common energy policy

**Single climate policy**

Integrated foreign and security policy

Common policy in justice & home affairs

Common immigration and asylum policy

Common development assistance policy

Common border police and coast guard

Common defence structures

Common China policy

Common USA policy

Common Russia policy

Common Ukraine policy

Common Syria policy

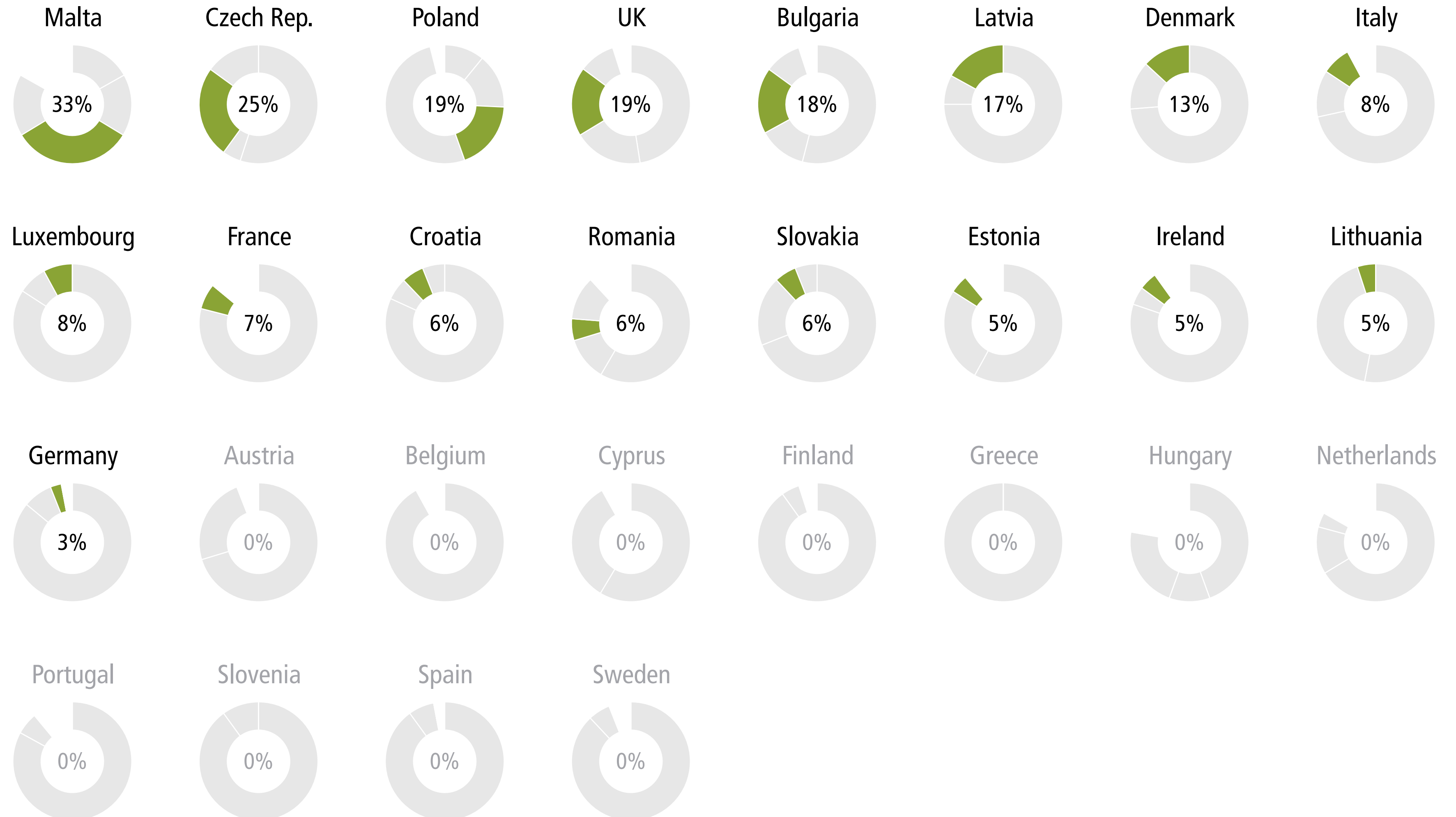
Common MENA policy

Policies & Partners Overview

**Preferred Actor Level**

Preferred Actor Level (Public View)

Priorities and Favoured Partners





# Preferred Actor Level Single climate policy

Q10

“Which level of decision-making would your government prefer for the following list of European policy projects?”

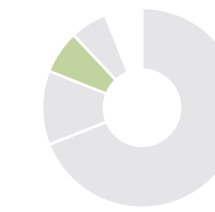
All four actor levels



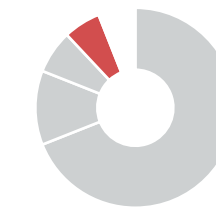
All EU member states: 69% of votes



Treaty based group of countries: 12% of votes

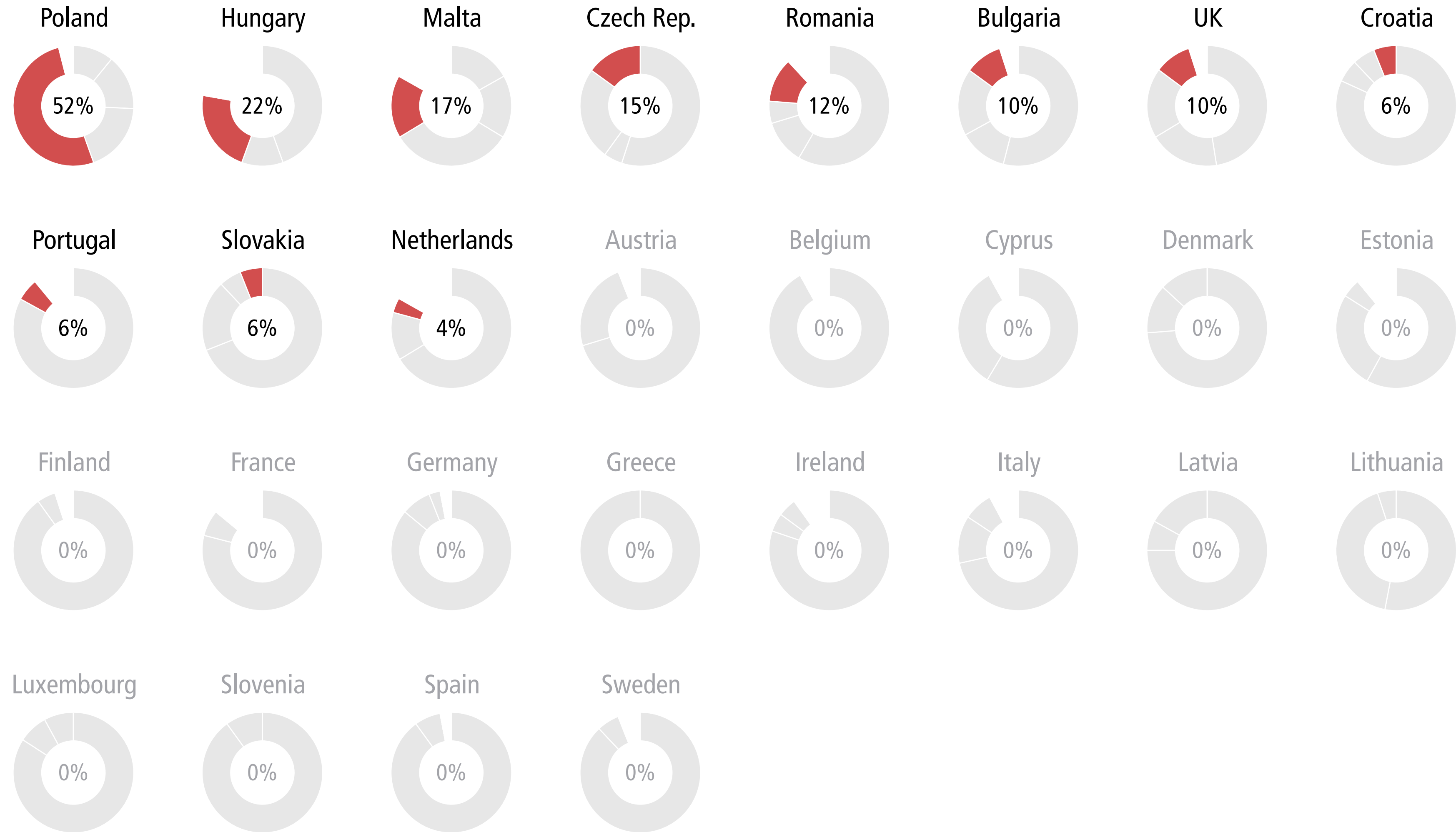


Informal group of countries: 7% of votes



Only national level: 6% of votes

Countries	Policies
	All policies
	Single fiscal policy & Eurozone governance
	Fully completed single market
	Common social policy
	Common digital policy
	Common energy policy
	<b>Single climate policy</b>
	Integrated foreign and security policy
	Common policy in justice & home affairs
	Common immigration and asylum policy
	Common development assistance policy
	Common border police and coast guard
	Common defence structures
	Common China policy
	Common USA policy
	Common Russia policy
	Common Ukraine policy
	Common Syria policy
	Common MENA policy
	Policies & Partners Overview
	<b>Preferred Actor Level</b>
	Preferred Actor Level (Public View)
	Priorities and Favoured Partners

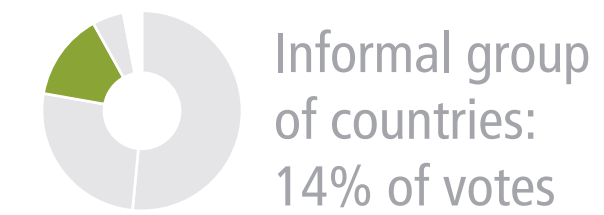



# Preferred Actor Level Integrated foreign and security policy

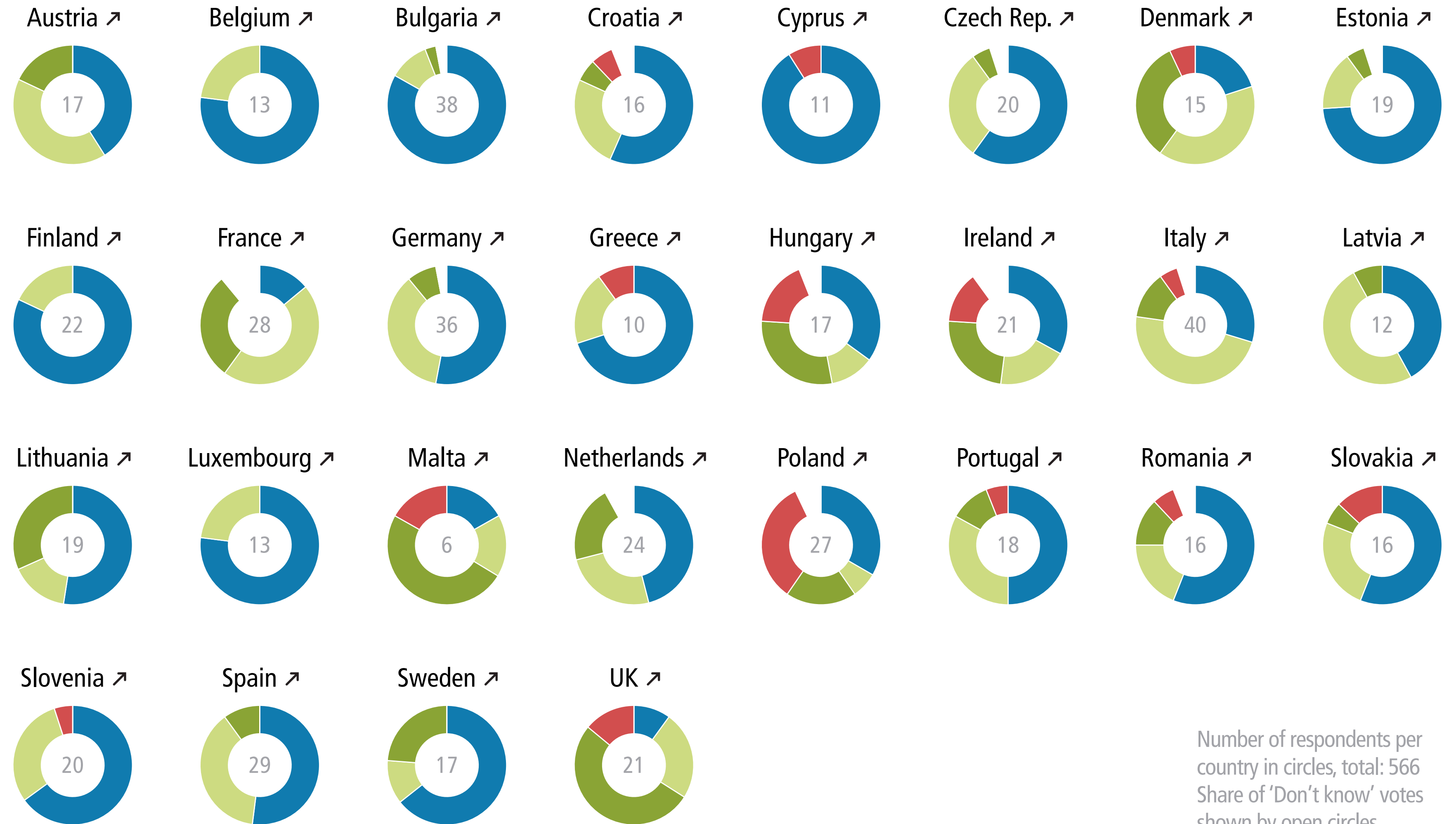
Q10

“Which level of decision-making would your government prefer for the following list of European policy projects?”

All four actor levels



Countries	Policies
	All policies
	Single fiscal policy & Eurozone governance
	Fully completed single market
	Common social policy
	Common digital policy
	Common energy policy
	Single climate policy
	<b>Integrated foreign and security policy</b>
	Common policy in justice & home affairs
	Common immigration and asylum policy
	Common development assistance policy
	Common border police and coast guard
	Common defence structures
	Common China policy
	Common USA policy
	Common Russia policy
	Common Ukraine policy
	Common Syria policy
	Common MENA policy
	Policies & Partners Overview
	<b>Preferred Actor Level</b>
	Preferred Actor Level (Public View)
	Priorities and Favoured Partners



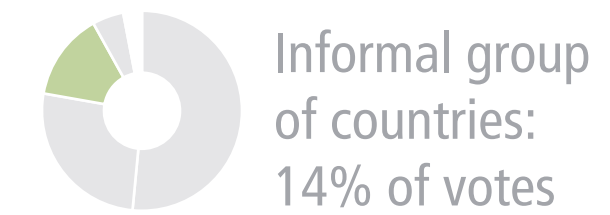
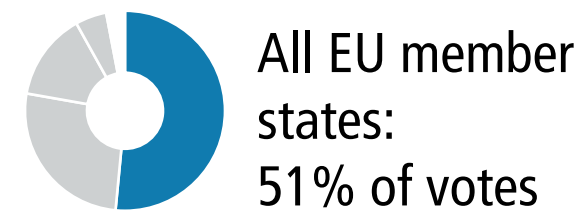
Number of respondents per country in circles, total: 566  
Share of 'Don't know' votes shown by open circles

# Preferred Actor Level Integrated foreign and security policy

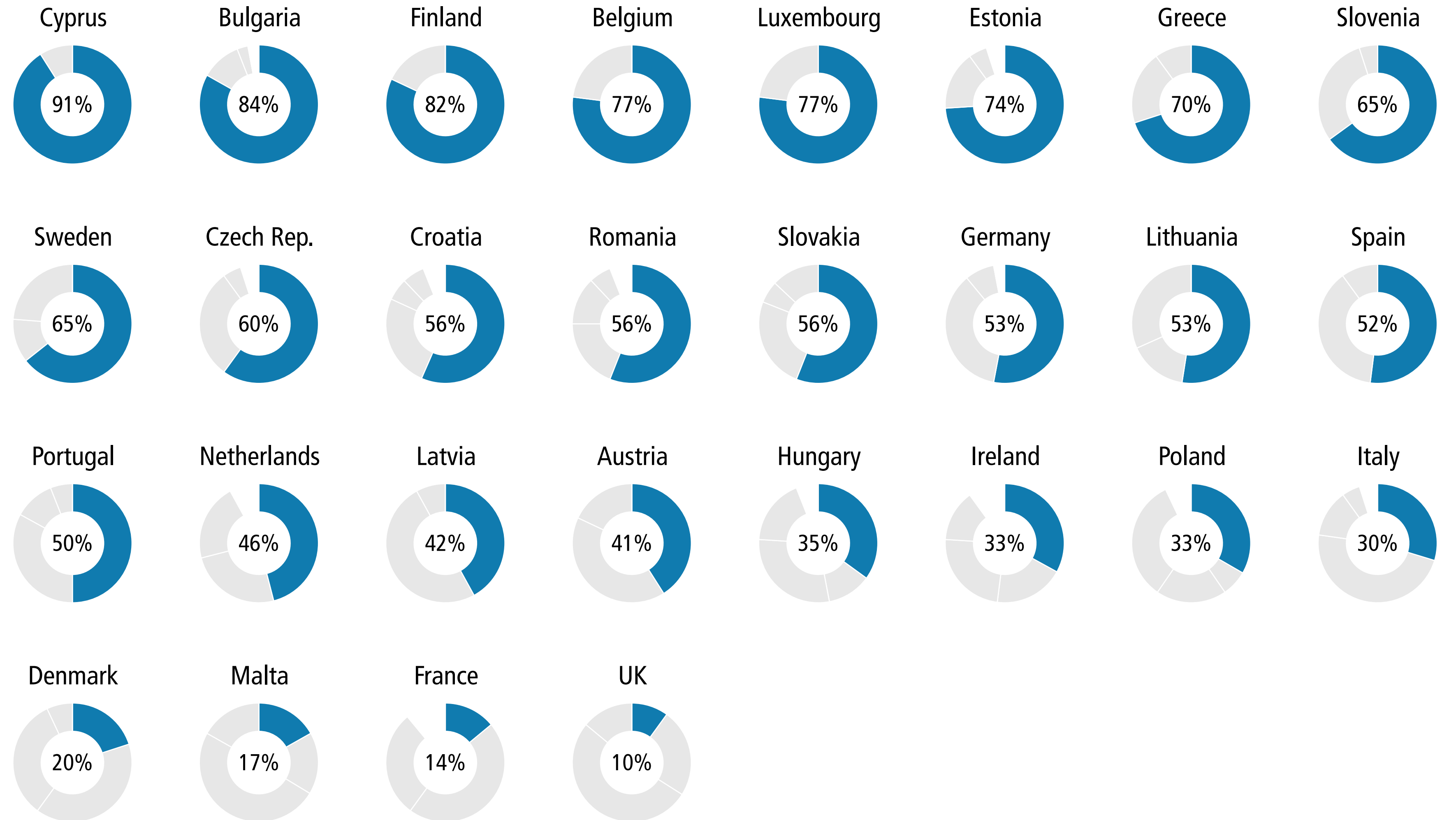
Q10

“Which level of decision-making would your government prefer for the following list of European policy projects?”

All four actor levels



Countries	Policies	
All policies	Single fiscal policy & Eurozone governance	
	Fully completed single market	
	Common social policy	
	Common digital policy	
	Common energy policy	
	Single climate policy	
	<b>Integrated foreign and security policy</b>	
	Common policy in justice & home affairs	
	Common immigration and asylum policy	
	Common development assistance policy	
Common border police and coast guard		
Common defence structures		
Common China policy	Common USA policy	
	Common Russia policy	
	Common Ukraine policy	
	Common Syria policy	
	Common MENA policy	
<b>Policies &amp; Partners Overview</b>		
<b>Preferred Actor Level</b>		
Preferred Actor Level (Public View)		
Priorities and Favoured Partners		



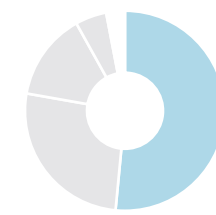


# Preferred Actor Level Integrated foreign and security policy

Q10

“Which level of decision-making would your government prefer for the following list of European policy projects?”

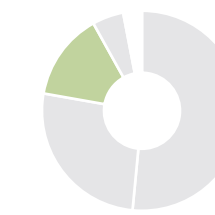
All four actor levels



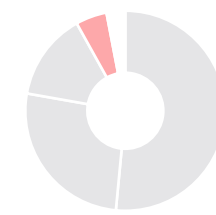
All EU member states: 51% of votes



Treaty based group of countries: 26% of votes

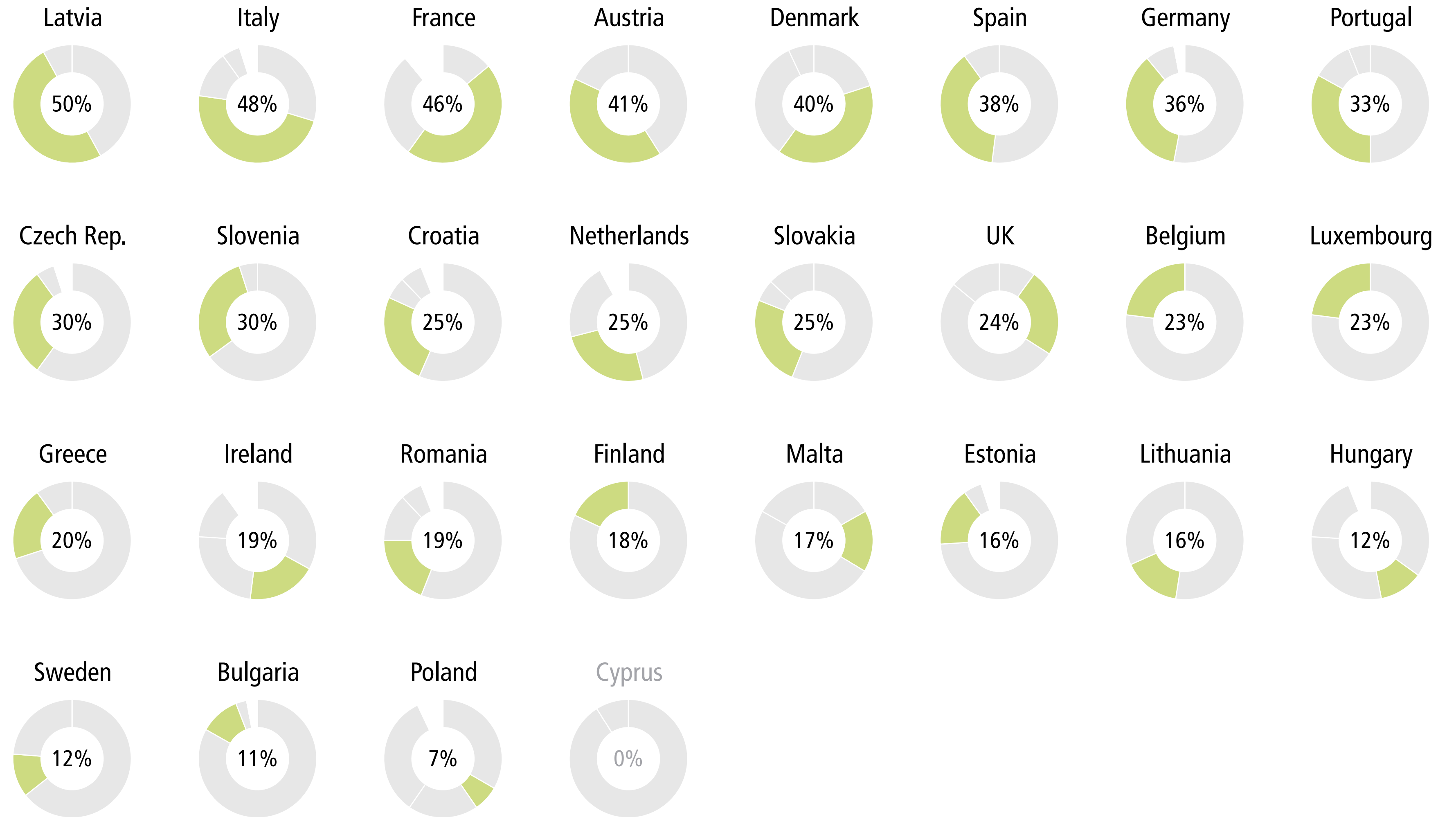


Informal group of countries: 14% of votes



Only national level: 5% of votes

Countries	Policies
	All policies
	Single fiscal policy & Eurozone governance
	Fully completed single market
	Common social policy
	Common digital policy
	Common energy policy
	Single climate policy
	<b>Integrated foreign and security policy</b>
	Common policy in justice & home affairs
	Common immigration and asylum policy
	Common development assistance policy
	Common border police and coast guard
	Common defence structures
	Common China policy
	Common USA policy
	Common Russia policy
	Common Ukraine policy
	Common Syria policy
	Common MENA policy
	Policies & Partners Overview
	<b>Preferred Actor Level</b>
	Preferred Actor Level (Public View)
	Priorities and Favoured Partners

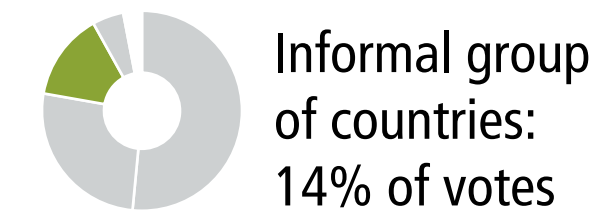



# Preferred Actor Level Integrated foreign and security policy

Q10

“Which level of decision-making would your government prefer for the following list of European policy projects?”

All four actor levels



Countries **Policies**

All policies

Single fiscal policy & Eurozone governance

Fully completed single market

Common social policy

Common digital policy

Common energy policy

Single climate policy

**Integrated foreign and security policy**

Common policy in justice & home affairs

Common immigration and asylum policy

Common development assistance policy

Common border police and coast guard

Common defence structures

Common China policy

Common USA policy

Common Russia policy

Common Ukraine policy

Common Syria policy

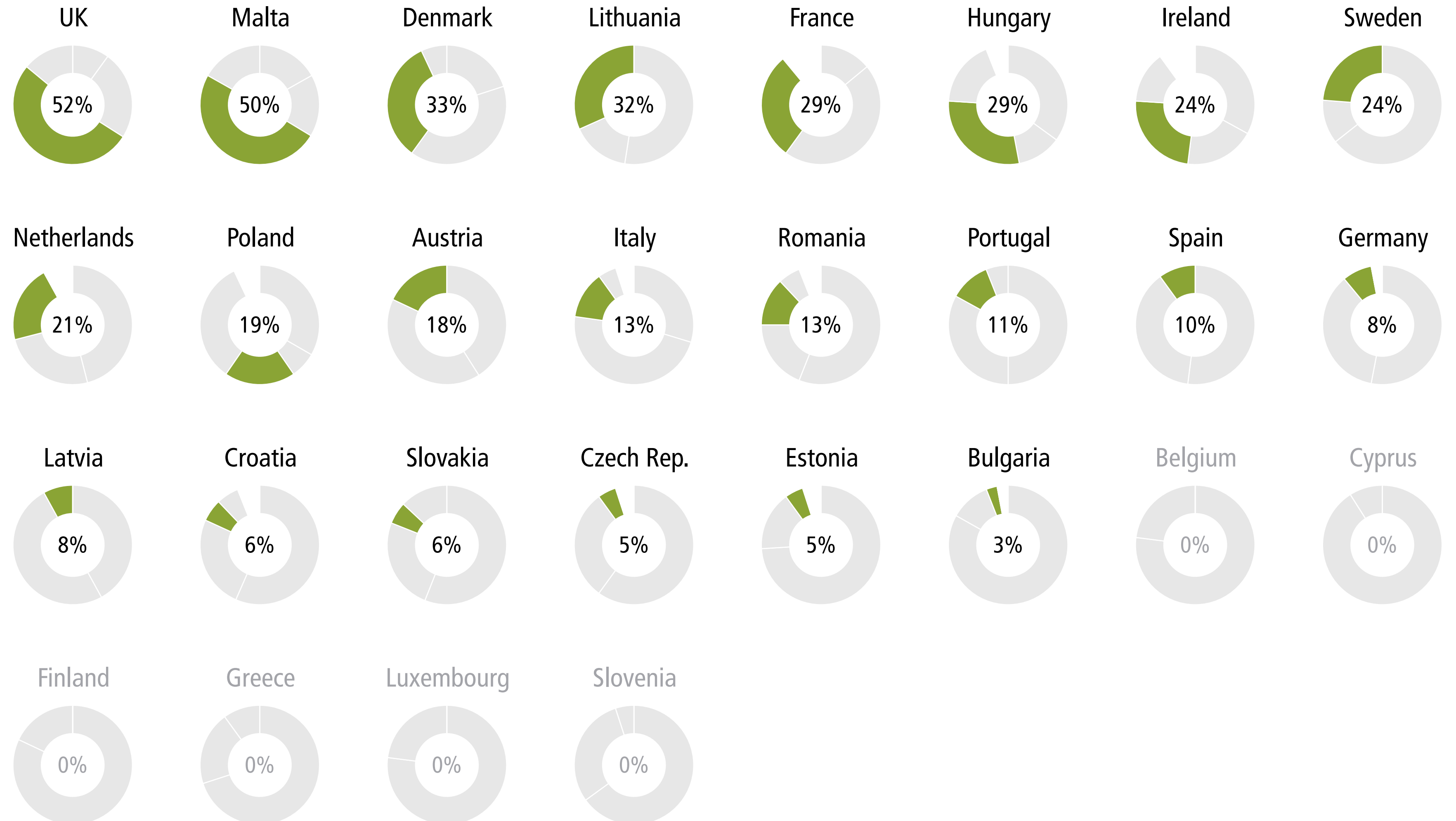
Common MENA policy

Policies & Partners Overview

**Preferred Actor Level**

Preferred Actor Level (Public View)

Priorities and Favoured Partners

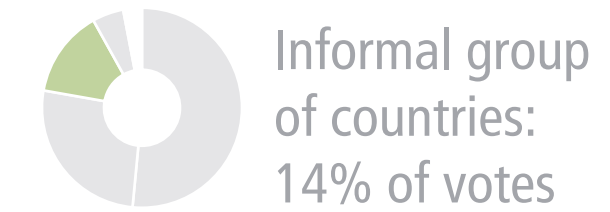



# Preferred Actor Level Integrated foreign and security policy

Q10

“Which level of decision-making would your government prefer for the following list of European policy projects?”

All four actor levels



Countries **Policies**

All policies

Single fiscal policy & Eurozone governance

Fully completed single market

Common social policy

Common digital policy

Common energy policy

Single climate policy

**Integrated foreign and security policy**

Common policy in justice & home affairs

Common immigration and asylum policy

Common development assistance policy

Common border police and coast guard

Common defence structures

Common China policy

Common USA policy

Common Russia policy

Common Ukraine policy

Common Syria policy

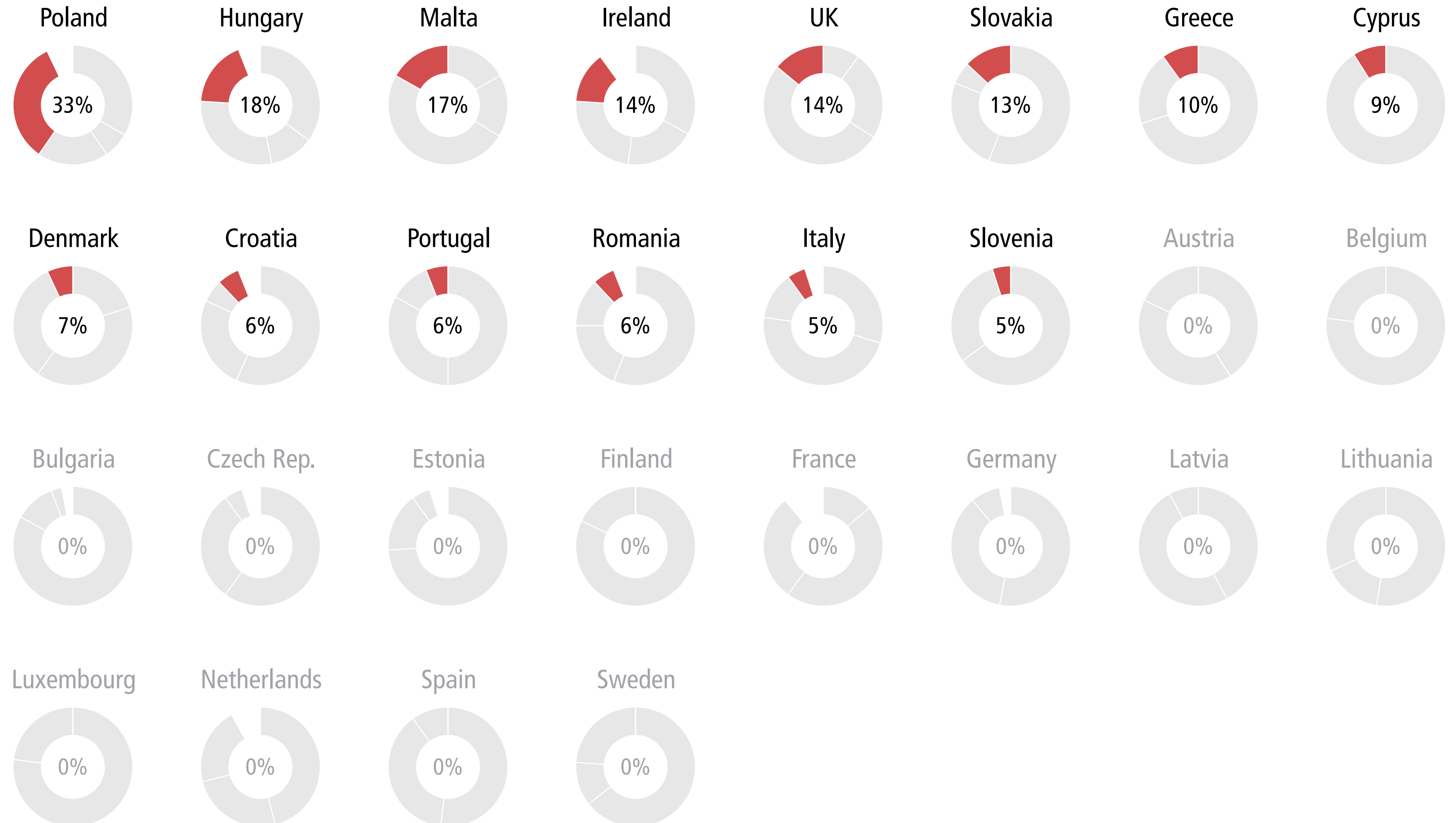
Common MENA policy

Policies & Partners Overview

**Preferred Actor Level**

Preferred Actor Level (Public View)

Priorities and Favoured Partners




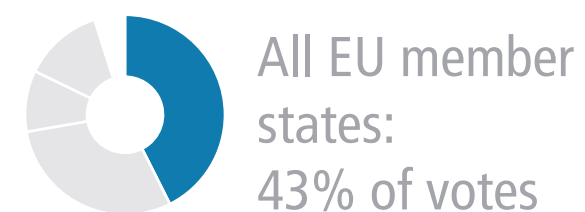


# Preferred Actor Level Common policy in justice & home affairs

Q10

“Which level of decision-making would your government prefer for the following list of European policy projects?”

All four actor levels



Countries **Policies**

All policies

Single fiscal policy & Eurozone governance

Fully completed single market

Common social policy

Common digital policy

Common energy policy

Single climate policy

Integrated foreign and security policy

**Common policy in justice & home affairs**

Common immigration and asylum policy

Common development assistance policy

Common border police and coast guard

Common defence structures

Common China policy

Common USA policy

Common Russia policy

Common Ukraine policy

Common Syria policy

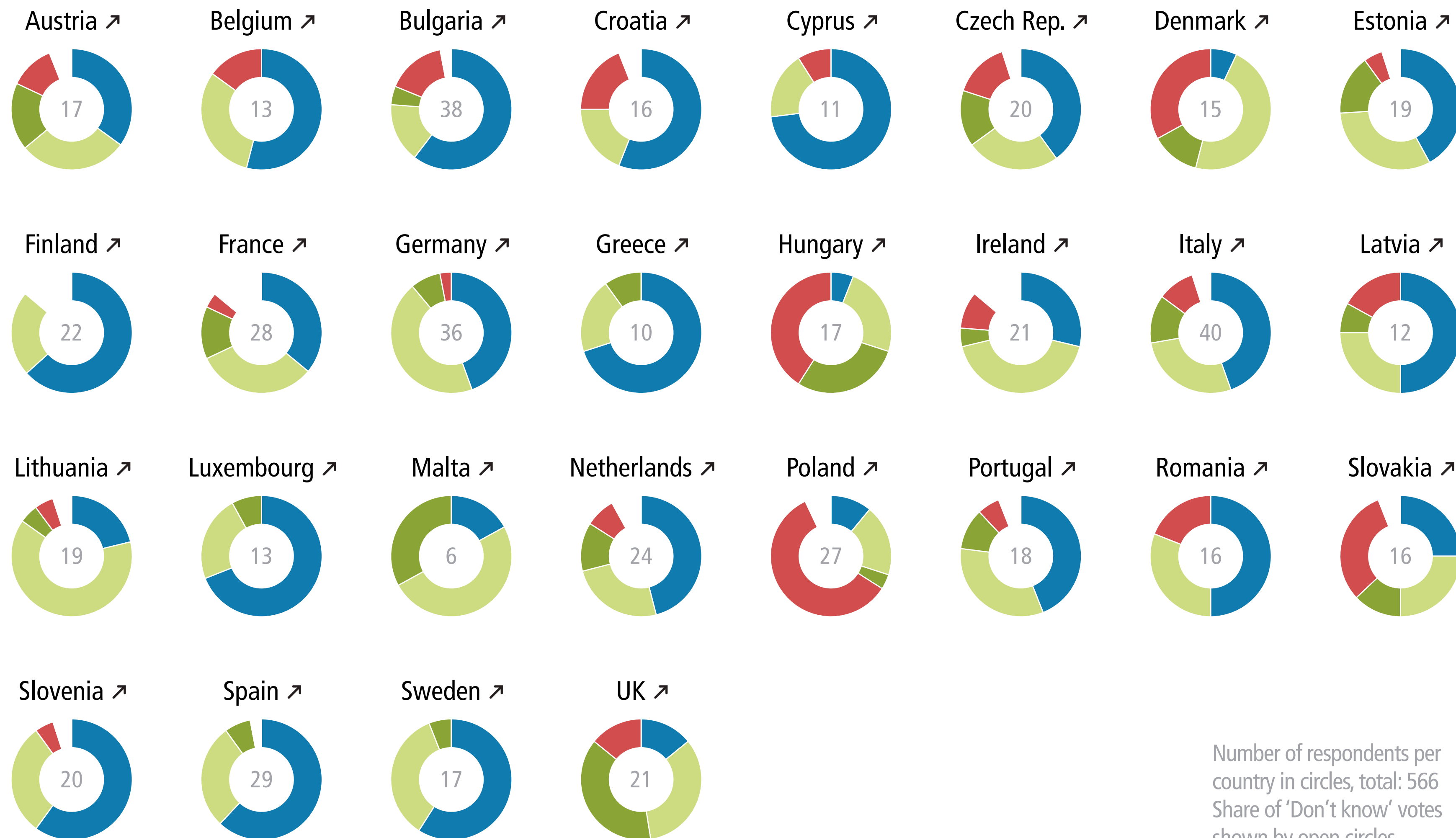
Common MENA policy

Policies & Partners Overview

**Preferred Actor Level**

Preferred Actor Level (Public View)

Priorities and Favoured Partners



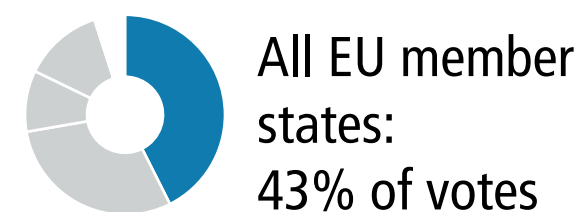
Number of respondents per country in circles, total: 566  
Share of 'Don't know' votes shown by open circles

# Preferred Actor Level Common policy in justice & home affairs

Q10

“Which level of decision-making would your government prefer for the following list of European policy projects?”

All four actor levels



Countries **Policies**

All policies

Single fiscal policy & Eurozone governance

Fully completed single market

Common social policy

Common digital policy

Common energy policy

Single climate policy

Integrated foreign and security policy

**Common policy in justice & home affairs**

Common immigration and asylum policy

Common development assistance policy

Common border police and coast guard

Common defence structures

Common China policy

Common USA policy

Common Russia policy

Common Ukraine policy

Common Syria policy

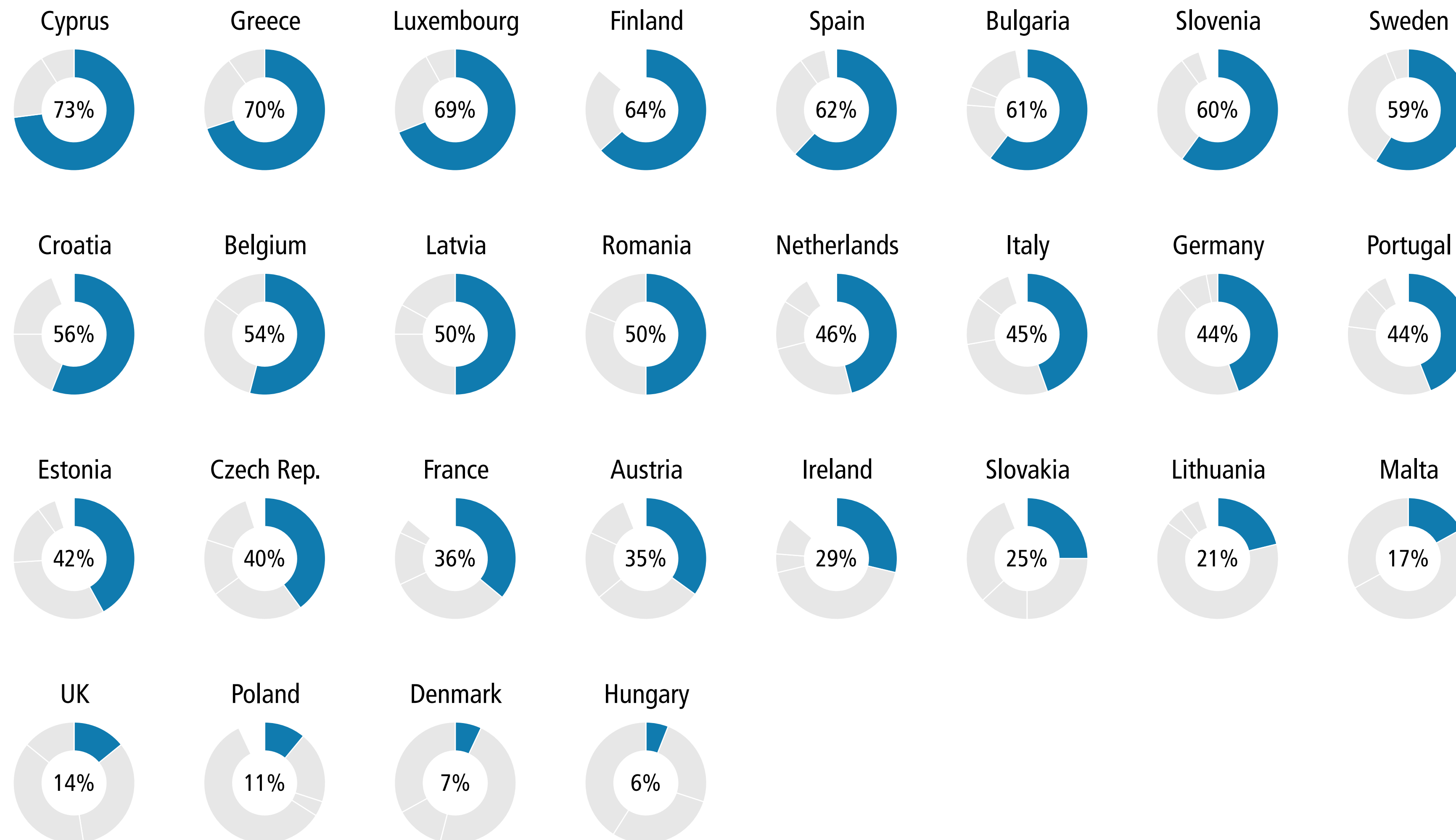
Common MENA policy

Policies & Partners Overview

**Preferred Actor Level**

Preferred Actor Level (Public View)

Priorities and Favoured Partners

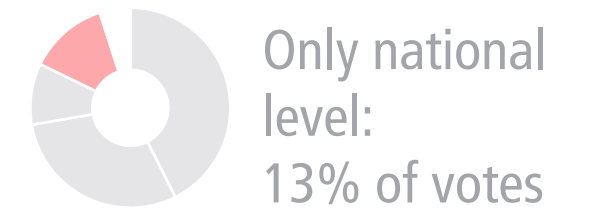



# Preferred Actor Level Common policy in justice & home affairs

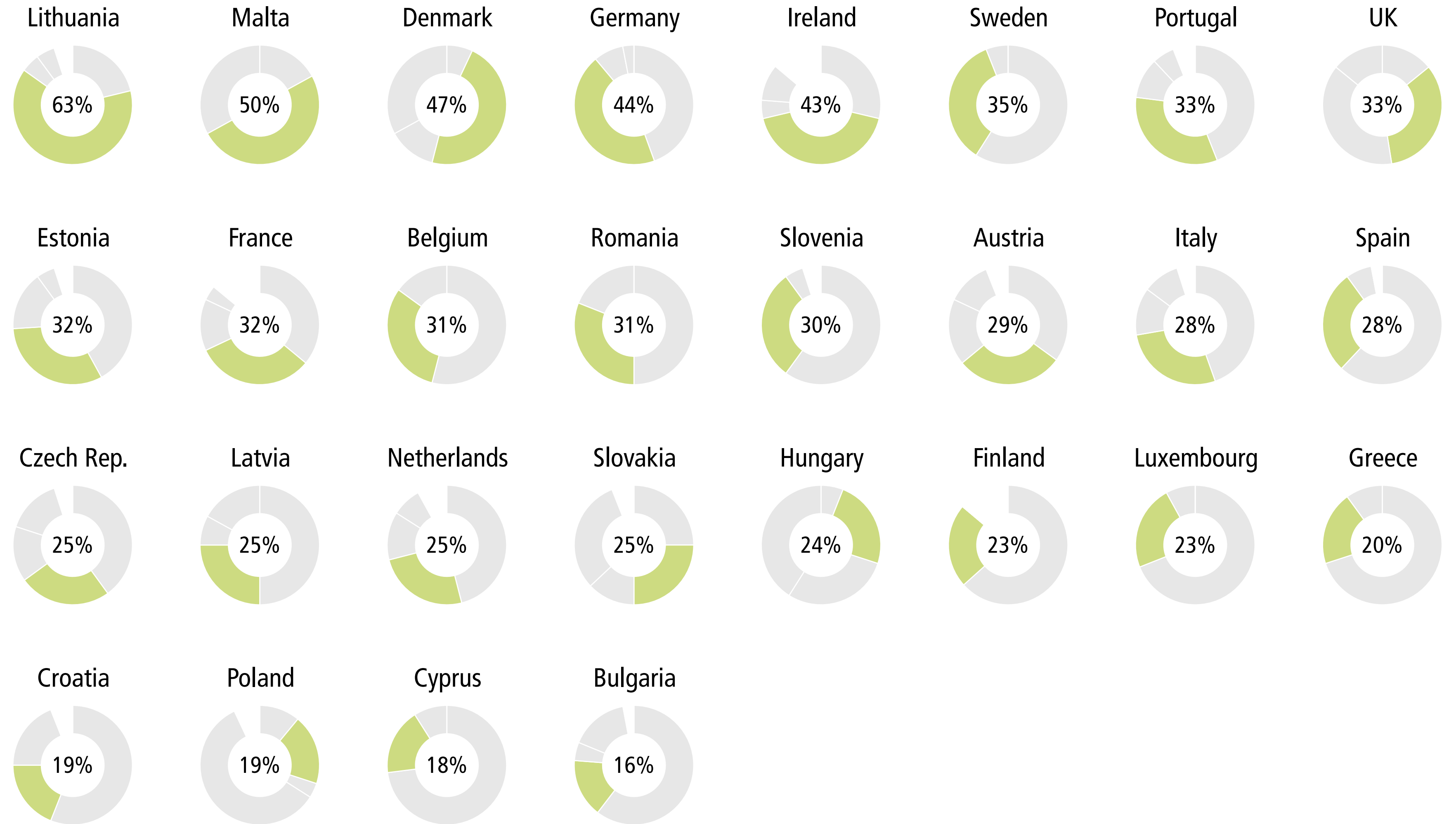
Q10

“Which level of decision-making would your government prefer for the following list of European policy projects?”

All four actor levels



Countries	Policies
	All policies
	Single fiscal policy & Eurozone governance
	Fully completed single market
	Common social policy
	Common digital policy
	Common energy policy
	Single climate policy
	Integrated foreign and security policy
	<b>Common policy in justice &amp; home affairs</b>
	Common immigration and asylum policy
	Common development assistance policy
	Common border police and coast guard
	Common defence structures
	Common China policy
	Common USA policy
	Common Russia policy
	Common Ukraine policy
	Common Syria policy
	Common MENA policy
	Policies & Partners Overview
	<b>Preferred Actor Level</b>
	Preferred Actor Level (Public View)
	Priorities and Favoured Partners



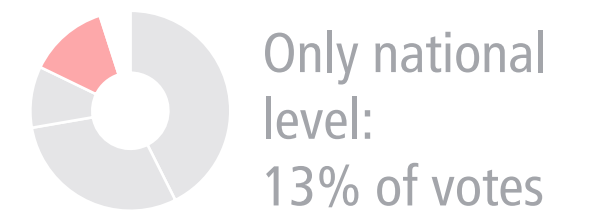
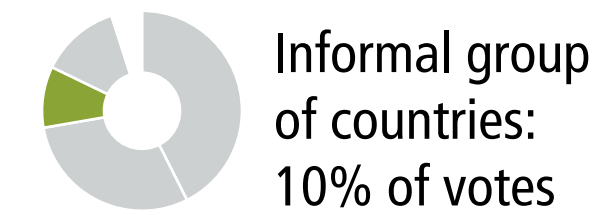



# Preferred Actor Level Common policy in justice & home affairs

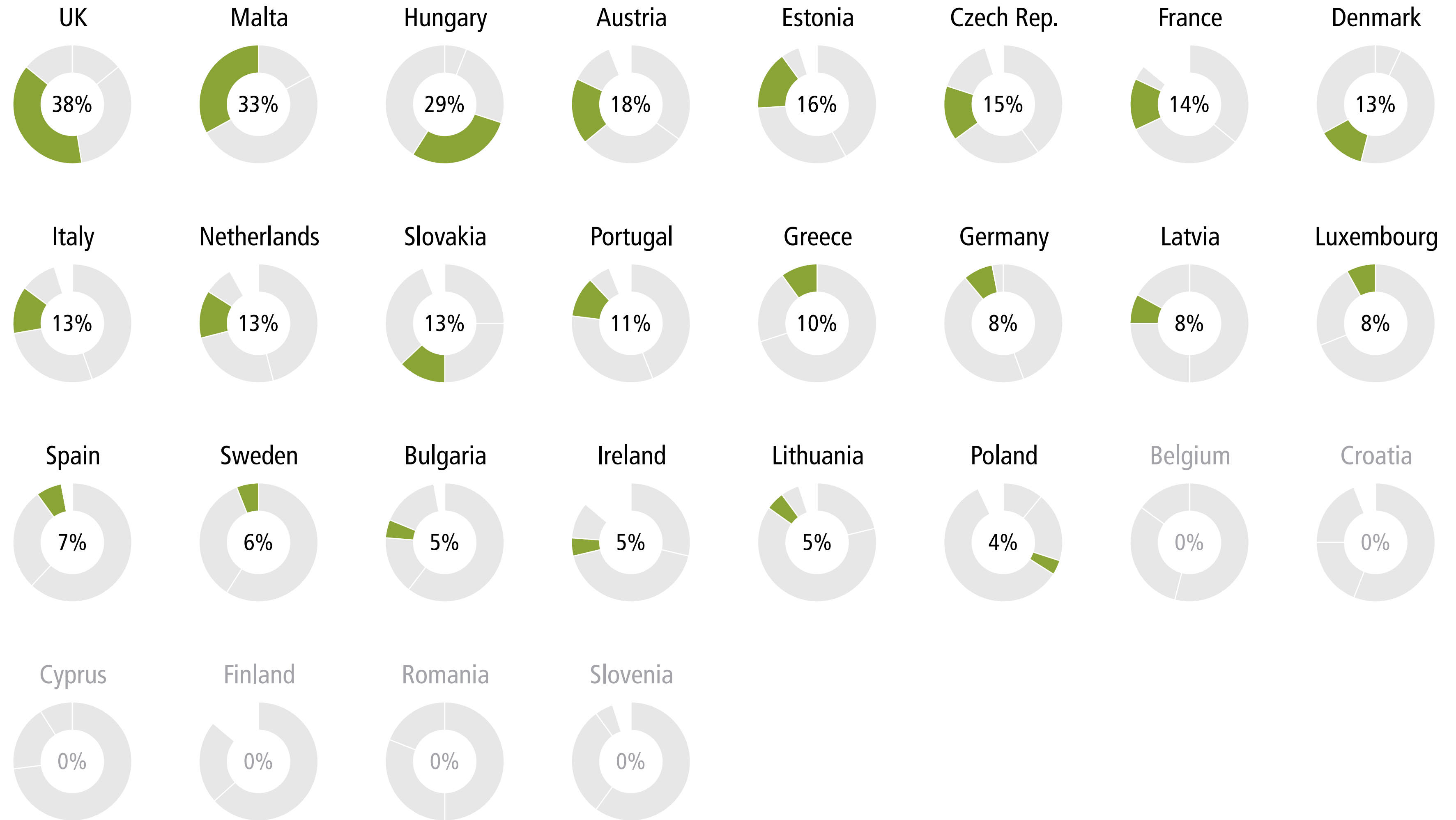
Q10

“Which level of decision-making would your government prefer for the following list of European policy projects?”

All four actor levels



Countries	Policies
All policies	Single fiscal policy & Eurozone governance
	Fully completed single market
	Common social policy
	Common digital policy
	Common energy policy
	Single climate policy
	Integrated foreign and security policy
	<b>Common policy in justice &amp; home affairs</b>
	Common immigration and asylum policy
	Common development assistance policy
Policies & Partners Overview	Common border police and coast guard
	Common defence structures
	Common China policy
	Common USA policy
	Common Russia policy
	Common Ukraine policy
	Common Syria policy
	Common MENA policy
	<b>Preferred Actor Level</b>
	Preferred Actor Level (Public View)
Priorities and Favoured Partners	

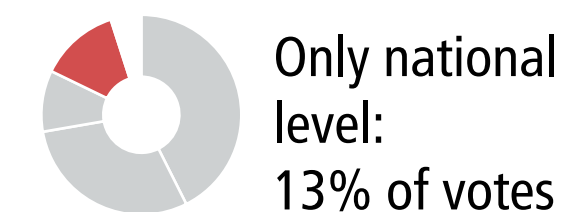
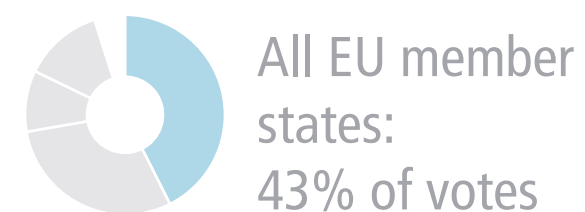


# Preferred Actor Level Common policy in justice & home affairs

Q10

“Which level of decision-making would your government prefer for the following list of European policy projects?”

All four actor levels



Countries **Policies**

All policies

Single fiscal policy & Eurozone governance

Fully completed single market

Common social policy

Common digital policy

Common energy policy

Single climate policy

Integrated foreign and security policy

**Common policy in justice & home affairs**

Common immigration and asylum policy

Common development assistance policy

Common border police and coast guard

Common defence structures

Common China policy

Common USA policy

Common Russia policy

Common Ukraine policy

Common Syria policy

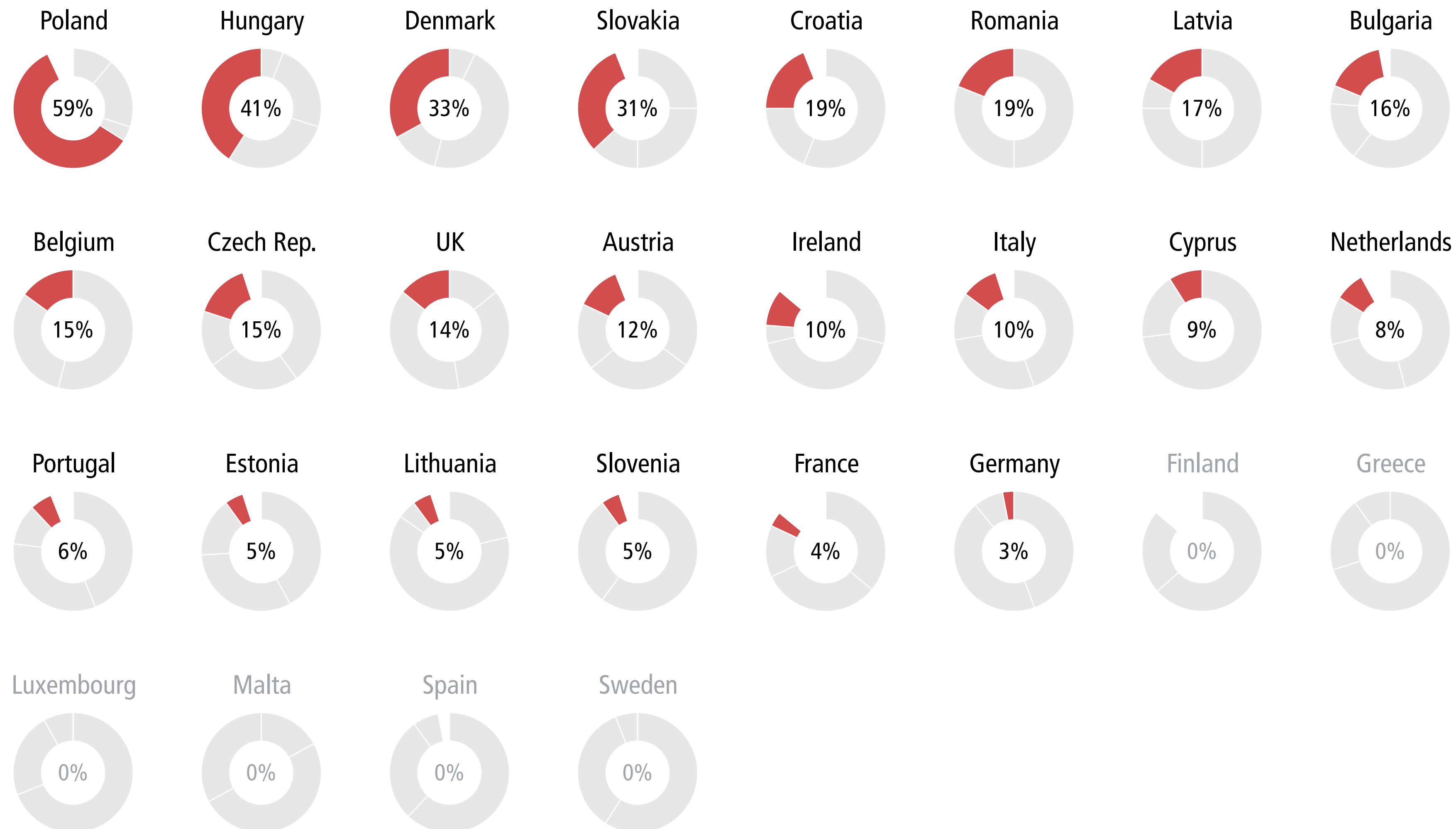
Common MENA policy

Policies & Partners Overview

**Preferred Actor Level**

Preferred Actor Level (Public View)

Priorities and Favoured Partners

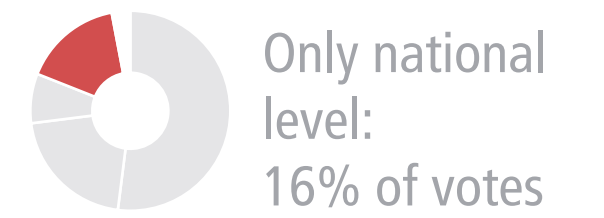
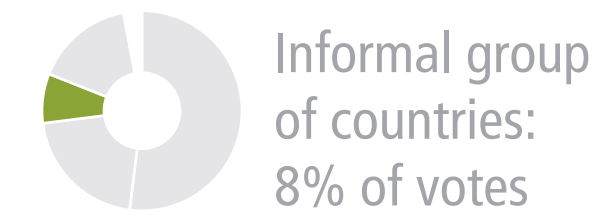
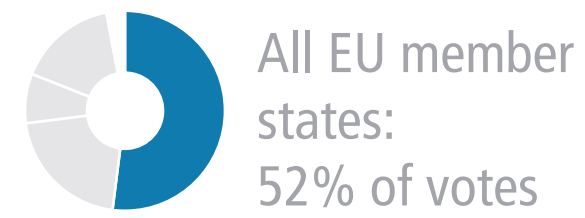


# Preferred Actor Level Common immigration and asylum policy

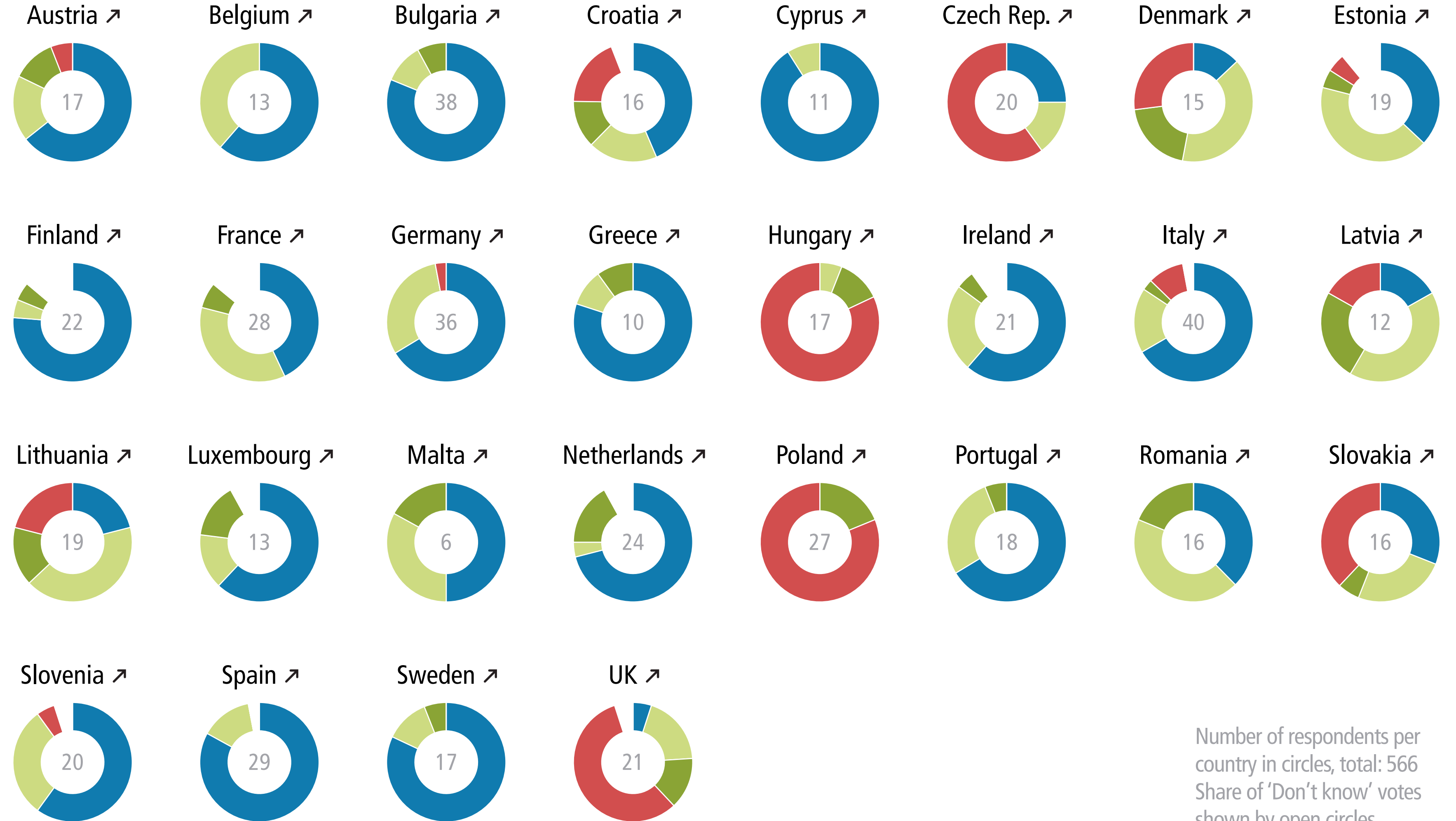
Q10

“Which level of decision-making would your government prefer for the following list of European policy projects?”

All four actor levels



Countries	Policies
	All policies
	Single fiscal policy & Eurozone governance
	Fully completed single market
	Common social policy
	Common digital policy
	Common energy policy
	Single climate policy
	Integrated foreign and security policy
	Common policy in justice & home affairs
	<b>Common immigration and asylum policy</b>
	Common development assistance policy
	Common border police and coast guard
	Common defence structures
	Common China policy
	Common USA policy
	Common Russia policy
	Common Ukraine policy
	Common Syria policy
	Common MENA policy
	Policies & Partners Overview
	<b>Preferred Actor Level</b>
	Preferred Actor Level (Public View)
	Priorities and Favoured Partners



Number of respondents per country in circles, total: 566  
Share of 'Don't know' votes shown by open circles

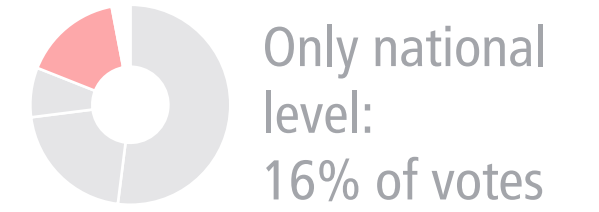
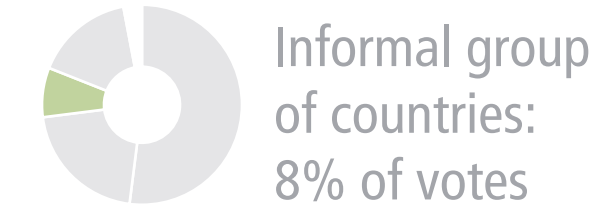
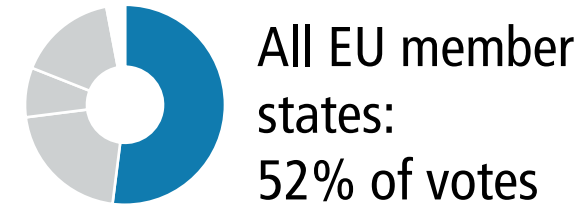


# Preferred Actor Level Common immigration and asylum policy

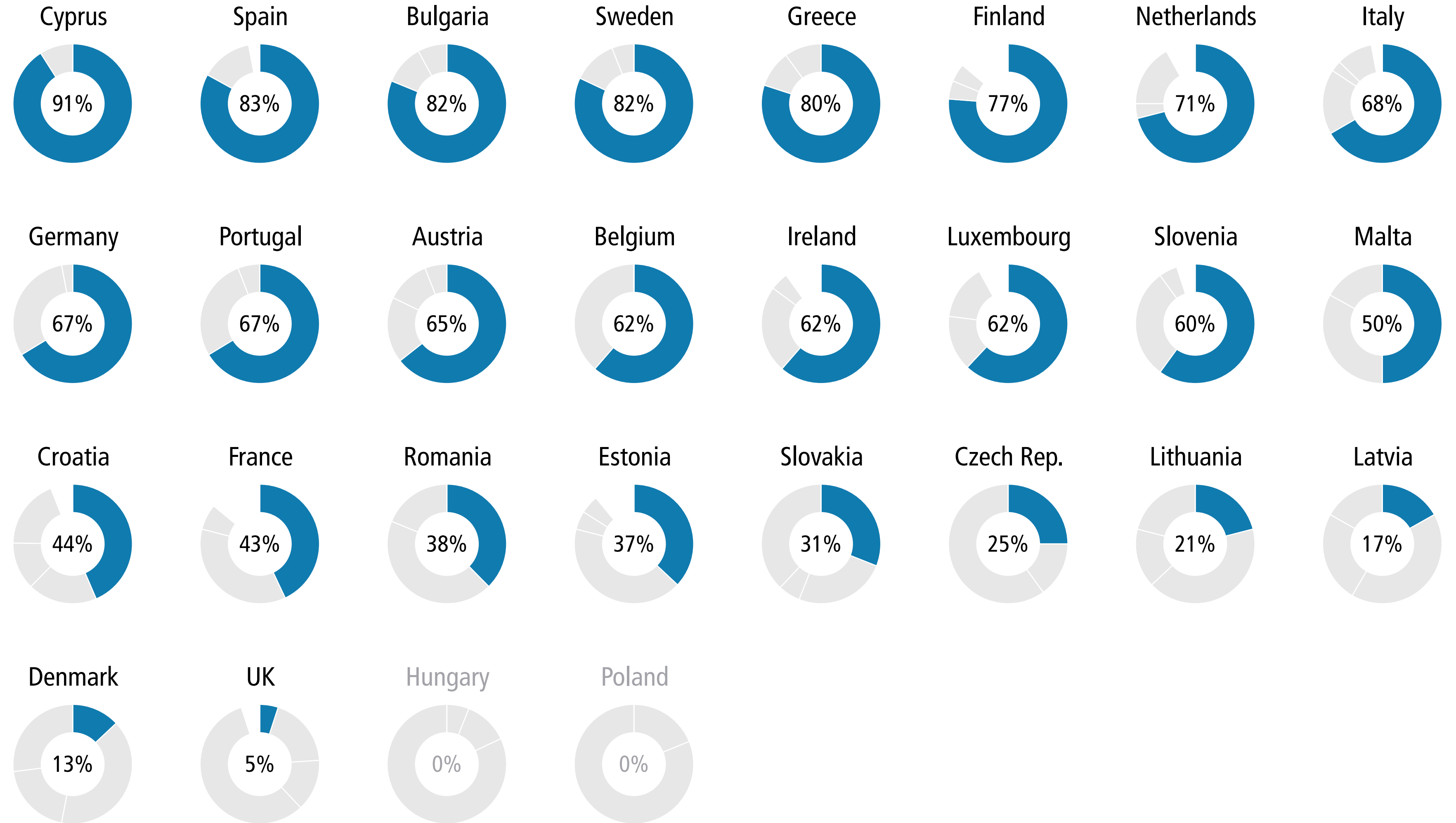
Q10

“Which level of decision-making would your government prefer for the following list of European policy projects?”

All four actor levels



Countries	Policies
	All policies
	Single fiscal policy & Eurozone governance
	Fully completed single market
	Common social policy
	Common digital policy
	Common energy policy
	Single climate policy
	Integrated foreign and security policy
	Common policy in justice & home affairs
	<b>Common immigration and asylum policy</b>
	Common development assistance policy
	Common border police and coast guard
	Common defence structures
	Common China policy
	Common USA policy
	Common Russia policy
	Common Ukraine policy
	Common Syria policy
	Common MENA policy
	Policies & Partners Overview
	<b>Preferred Actor Level</b>
	Preferred Actor Level (Public View)
	Priorities and Favoured Partners

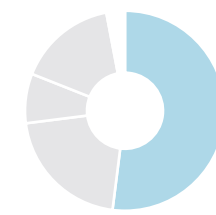


# Preferred Actor Level Common immigration and asylum policy

Q10

“Which level of decision-making would your government prefer for the following list of European policy projects?”

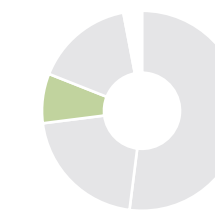
All four actor levels



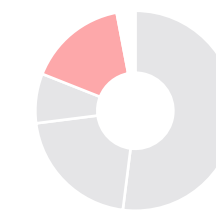
All EU member states: 52% of votes



Treaty based group of countries: 21% of votes

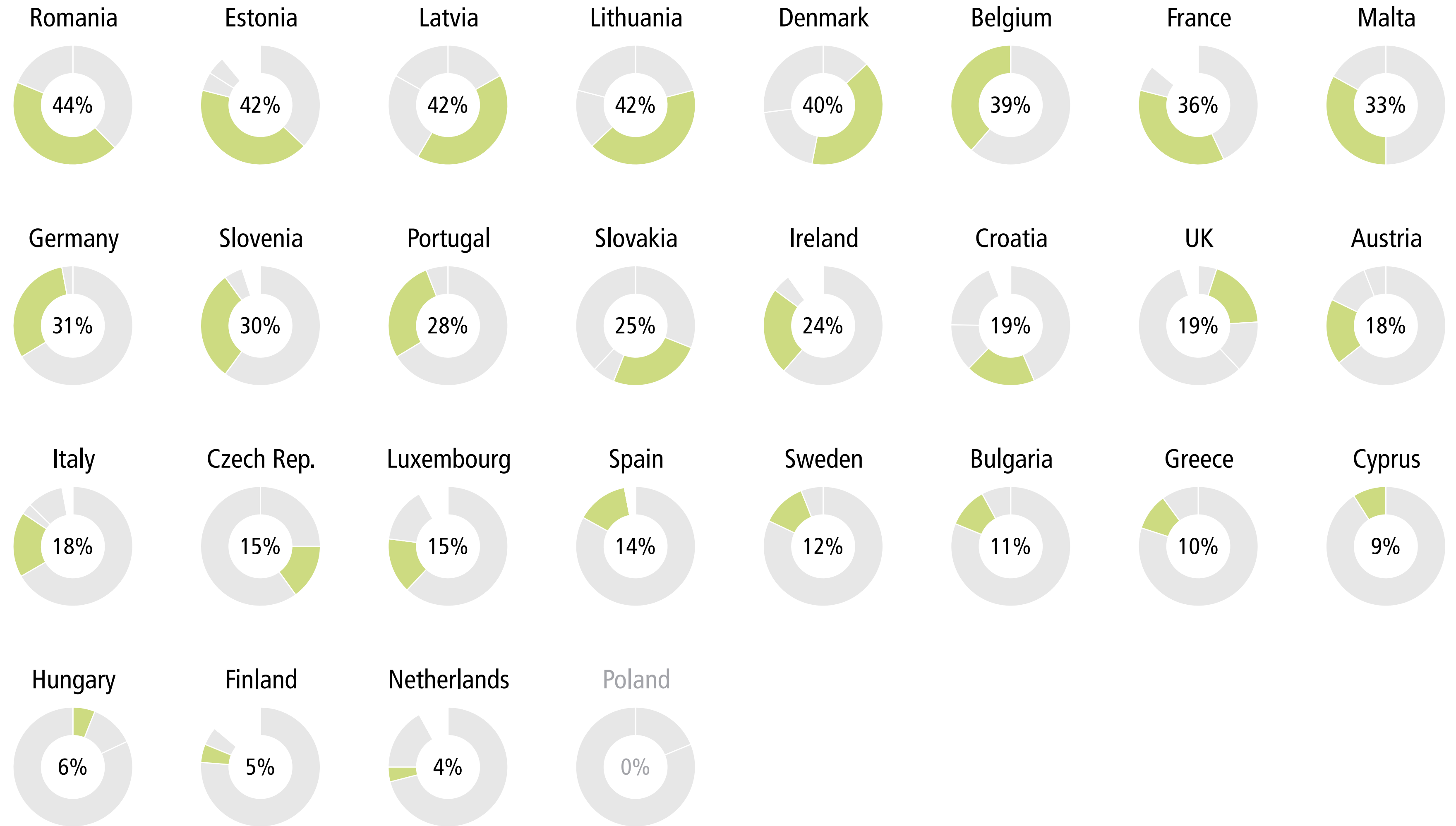


Informal group of countries: 8% of votes



Only national level: 16% of votes

Countries	Policies
<ul style="list-style-type: none"> <li>All policies</li> <li>Single fiscal policy &amp; Eurozone governance</li> <li>Fully completed single market</li> <li>Common social policy</li> <li>Common digital policy</li> <li>Common energy policy</li> <li>Single climate policy</li> <li>Integrated foreign and security policy</li> <li>Common policy in justice &amp; home affairs</li> <li><b>Common immigration and asylum policy</b></li> <li>Common development assistance policy</li> <li>Common border police and coast guard</li> <li>Common defence structures</li> <li>Common China policy</li> <li>Common USA policy</li> <li>Common Russia policy</li> <li>Common Ukraine policy</li> <li>Common Syria policy</li> <li>Common MENA policy</li> </ul>	
	Policies & Partners Overview
	<b>Preferred Actor Level</b>
	Preferred Actor Level (Public View)
	Priorities and Favoured Partners





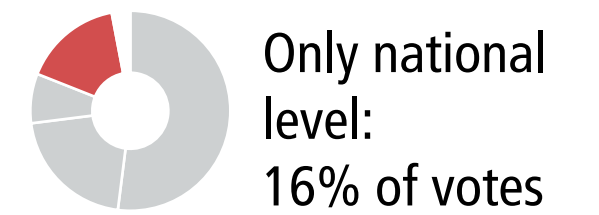
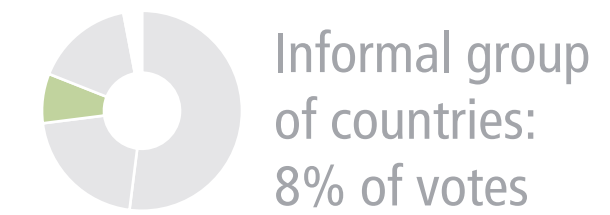



# Preferred Actor Level Common immigration and asylum policy

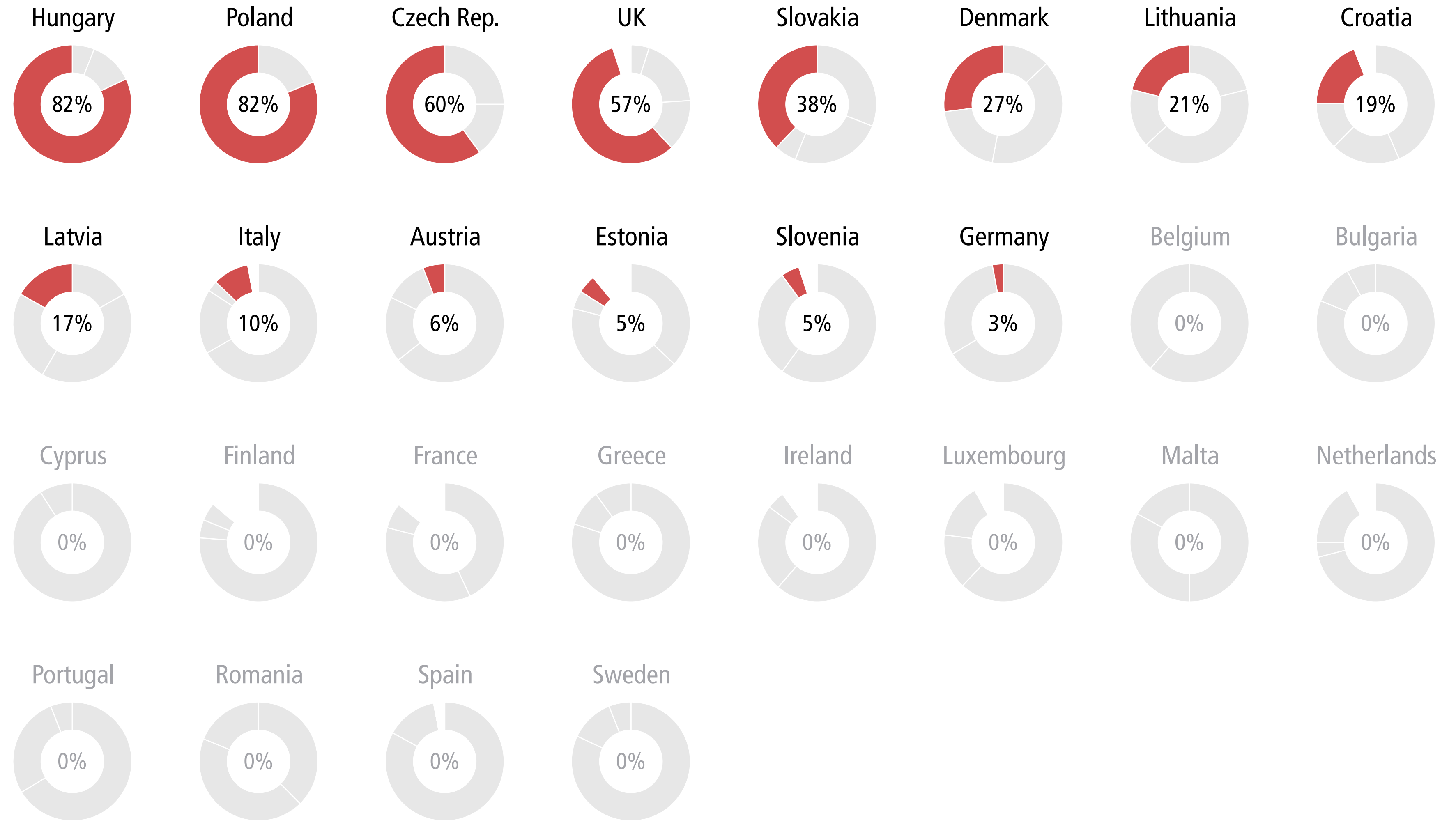
Q10

“Which level of decision-making would your government prefer for the following list of European policy projects?”

All four actor levels



Countries	Policies
	All policies
	Single fiscal policy & Eurozone governance
	Fully completed single market
	Common social policy
	Common digital policy
	Common energy policy
	Single climate policy
	Integrated foreign and security policy
	Common policy in justice & home affairs
	<b>Common immigration and asylum policy</b>
	Common development assistance policy
	Common border police and coast guard
	Common defence structures
	Common China policy
	Common USA policy
	Common Russia policy
	Common Ukraine policy
	Common Syria policy
	Common MENA policy
	Policies & Partners Overview
	<b>Preferred Actor Level</b>
	Preferred Actor Level (Public View)
	Priorities and Favoured Partners

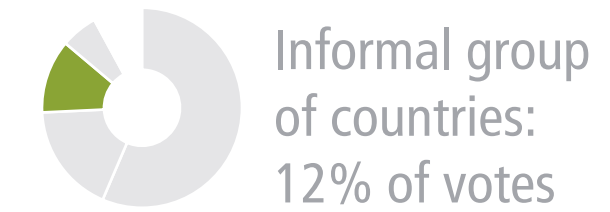
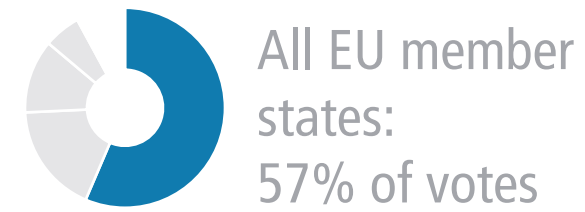


# Preferred Actor Level Common development assistance policy

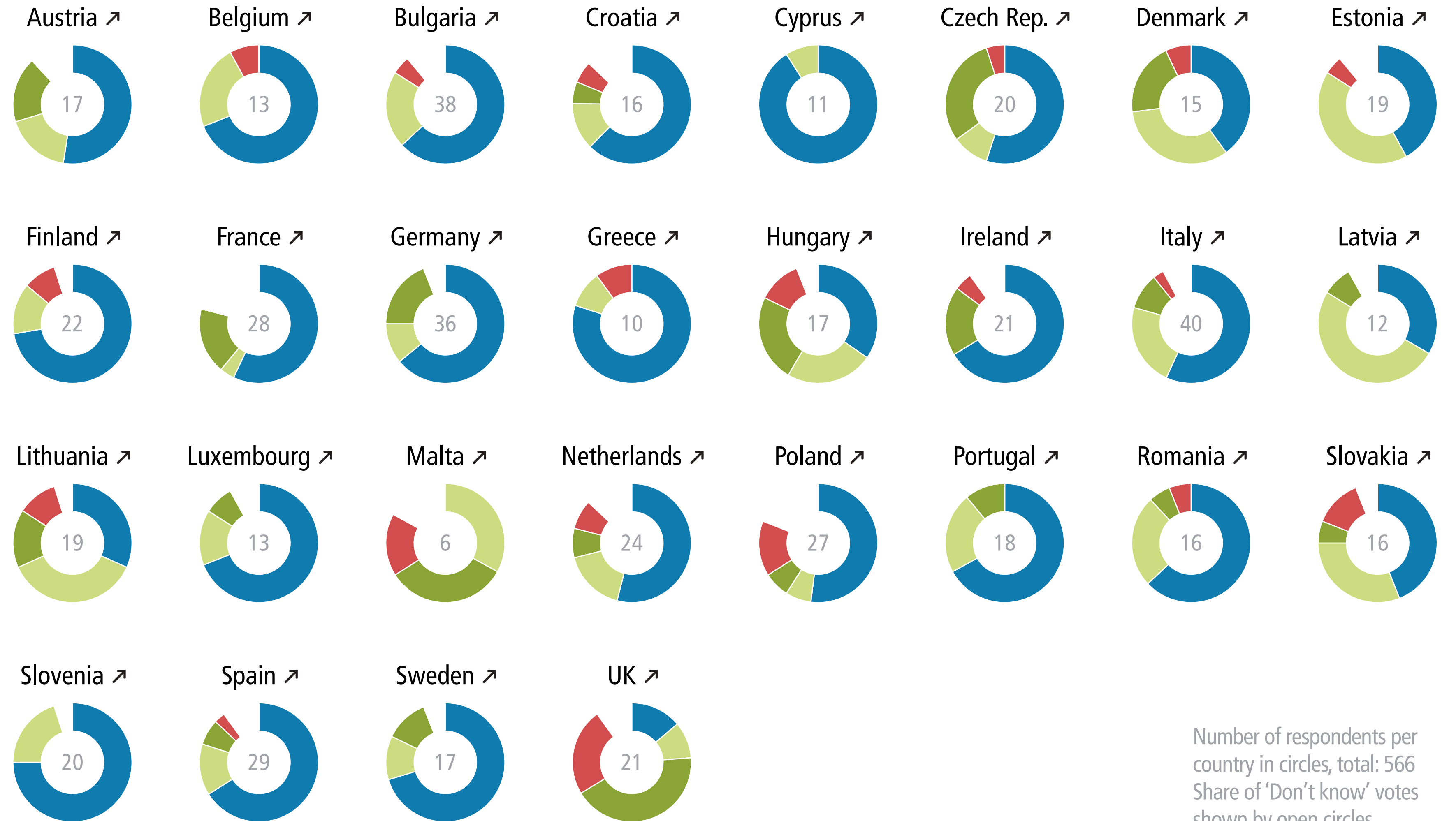
Q10

“Which level of decision-making would your government prefer for the following list of European policy projects?”

All four actor levels



Countries	Policies
	All policies
	Single fiscal policy & Eurozone governance
	Fully completed single market
	Common social policy
	Common digital policy
	Common energy policy
	Single climate policy
	Integrated foreign and security policy
	Common policy in justice & home affairs
	Common immigration and asylum policy
	<b>Common development assistance policy</b>
	Common border police and coast guard
	Common defence structures
	Common China policy
	Common USA policy
	Common Russia policy
	Common Ukraine policy
	Common Syria policy
	Common MENA policy
	Policies & Partners Overview
	<b>Preferred Actor Level</b>
	Preferred Actor Level (Public View)
	Priorities and Favoured Partners



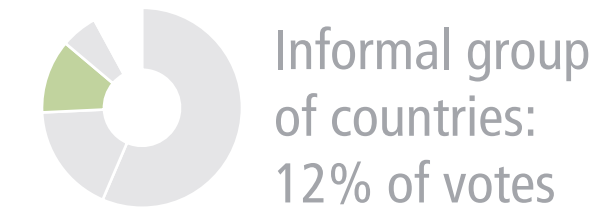
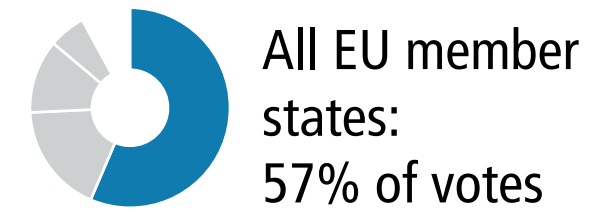
Number of respondents per country in circles, total: 566  
Share of 'Don't know' votes shown by open circles

# Preferred Actor Level Common development assistance policy

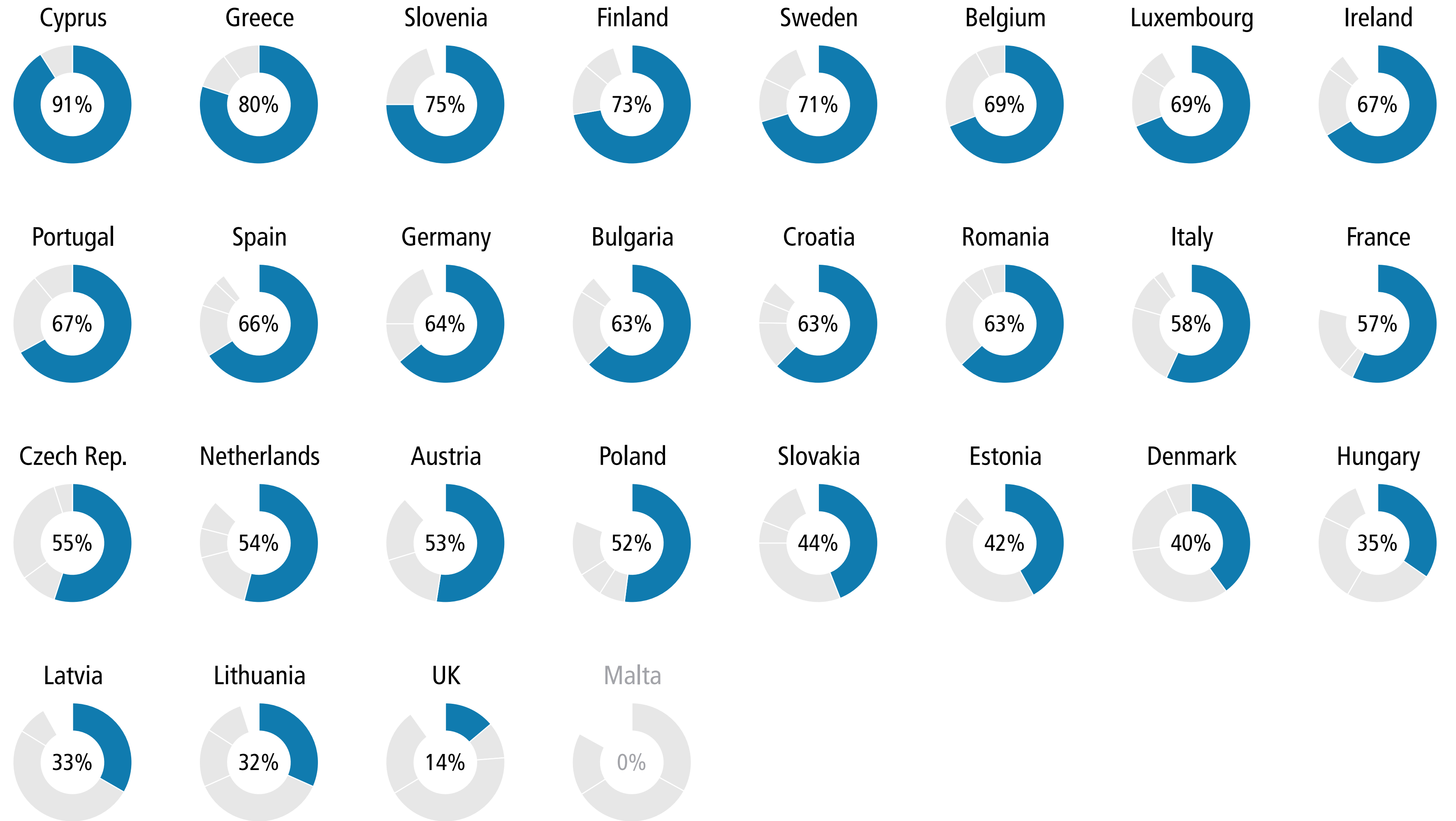
Q10

“Which level of decision-making would your government prefer for the following list of European policy projects?”

All four actor levels



Countries	Policies
	All policies
	Single fiscal policy & Eurozone governance
	Fully completed single market
	Common social policy
	Common digital policy
	Common energy policy
	Single climate policy
	Integrated foreign and security policy
	Common policy in justice & home affairs
	Common immigration and asylum policy
	<b>Common development assistance policy</b>
	Common border police and coast guard
	Common defence structures
	Common China policy
	Common USA policy
	Common Russia policy
	Common Ukraine policy
	Common Syria policy
	Common MENA policy
	Policies & Partners Overview
	<b>Preferred Actor Level</b>
	Preferred Actor Level (Public View)
	Priorities and Favoured Partners





# Preferred Actor Level Common development assistance policy

Q10

“Which level of decision-making would your government prefer for the following list of European policy projects?”

All four actor levels



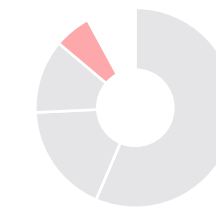
All EU member states: 57% of votes



Treaty based group of countries: 18% of votes

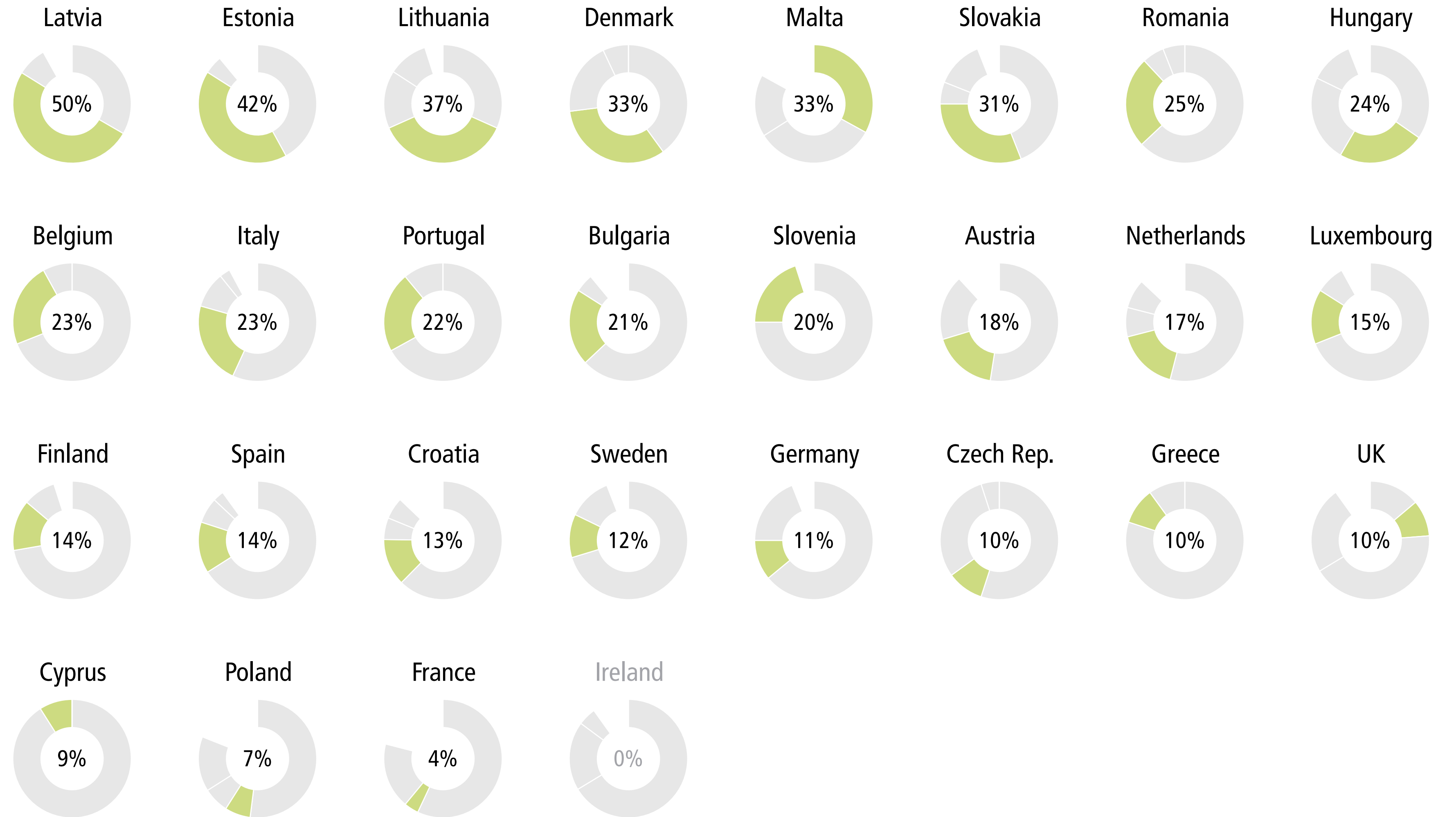


Informal group of countries: 12% of votes



Only national level: 6% of votes

Countries	Policies
	All policies
	Single fiscal policy & Eurozone governance
	Fully completed single market
	Common social policy
	Common digital policy
	Common energy policy
	Single climate policy
	Integrated foreign and security policy
	Common policy in justice & home affairs
	Common immigration and asylum policy
	<b>Common development assistance policy</b>
	Common border police and coast guard
	Common defence structures
	Common China policy
	Common USA policy
	Common Russia policy
	Common Ukraine policy
	Common Syria policy
	Common MENA policy
	Policies & Partners Overview
	<b>Preferred Actor Level</b>
	Preferred Actor Level (Public View)
	Priorities and Favoured Partners

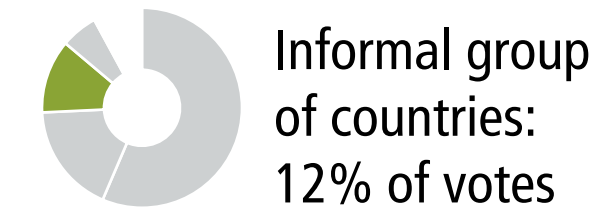



# Preferred Actor Level Common development assistance policy

Q10

“Which level of decision-making would your government prefer for the following list of European policy projects?”

All four actor levels



Countries **Policies**

All policies

Single fiscal policy & Eurozone governance

Fully completed single market

Common social policy

Common digital policy

Common energy policy

Single climate policy

Integrated foreign and security policy

Common policy in justice & home affairs

Common immigration and asylum policy

**Common development assistance policy**

Common border police and coast guard

Common defence structures

Common China policy

Common USA policy

Common Russia policy

Common Ukraine policy

Common Syria policy

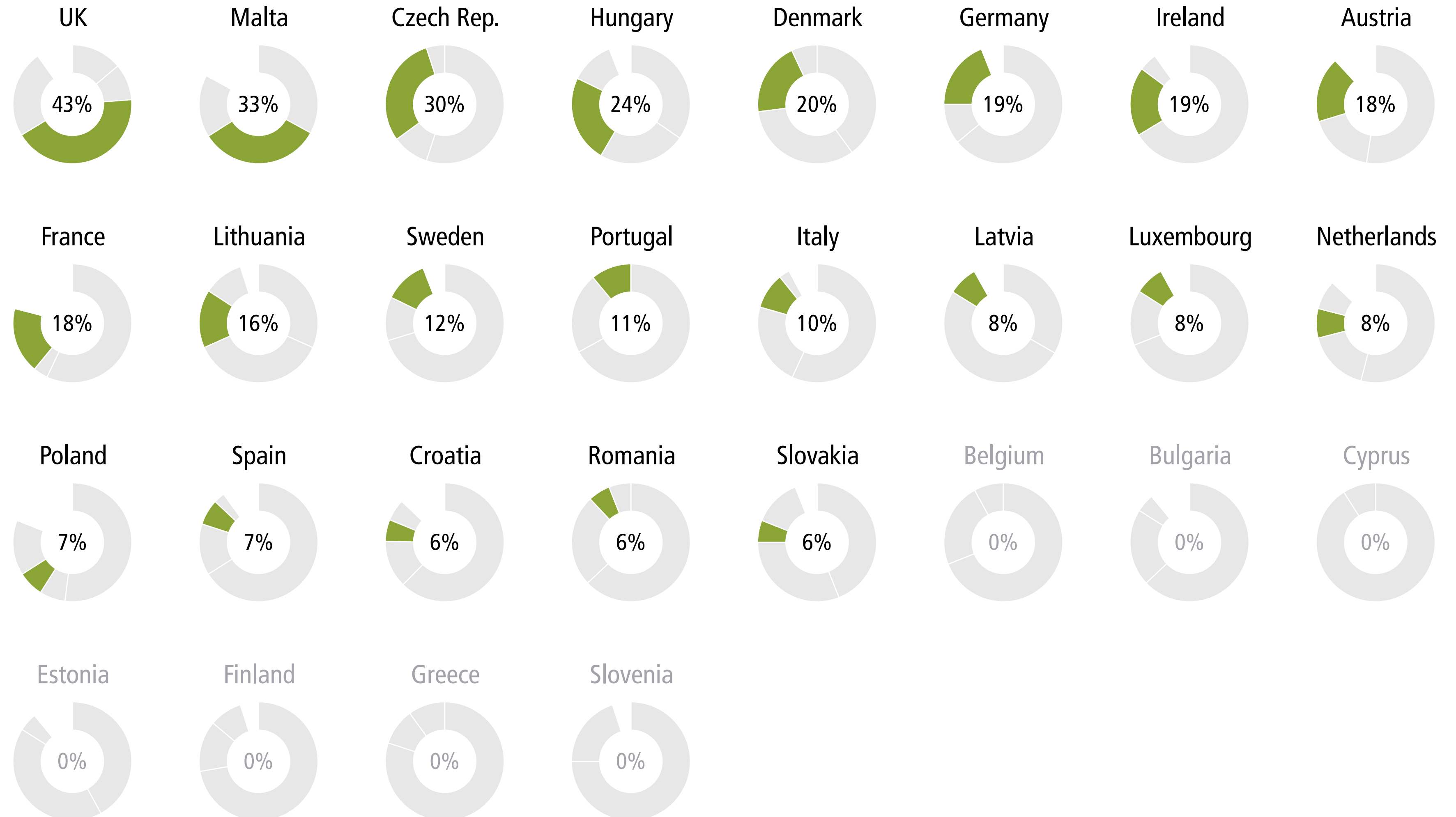
Common MENA policy

Policies & Partners Overview

**Preferred Actor Level**

Preferred Actor Level (Public View)

Priorities and Favoured Partners

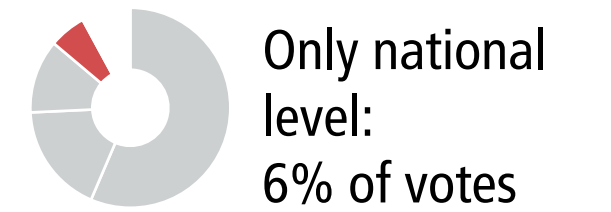
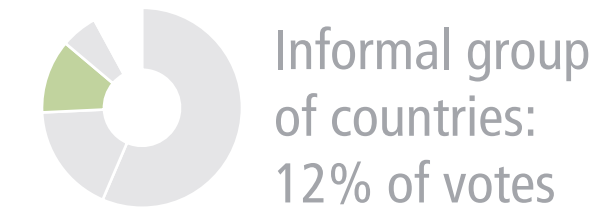



# Preferred Actor Level Common development assistance policy

Q10

“Which level of decision-making would your government prefer for the following list of European policy projects?”

All four actor levels



Countries **Policies**

All policies

Single fiscal policy & Eurozone governance

Fully completed single market

Common social policy

Common digital policy

Common energy policy

Single climate policy

Integrated foreign and security policy

Common policy in justice & home affairs

Common immigration and asylum policy

**Common development assistance policy**

Common border police and coast guard

Common defence structures

Common China policy

Common USA policy

Common Russia policy

Common Ukraine policy

Common Syria policy

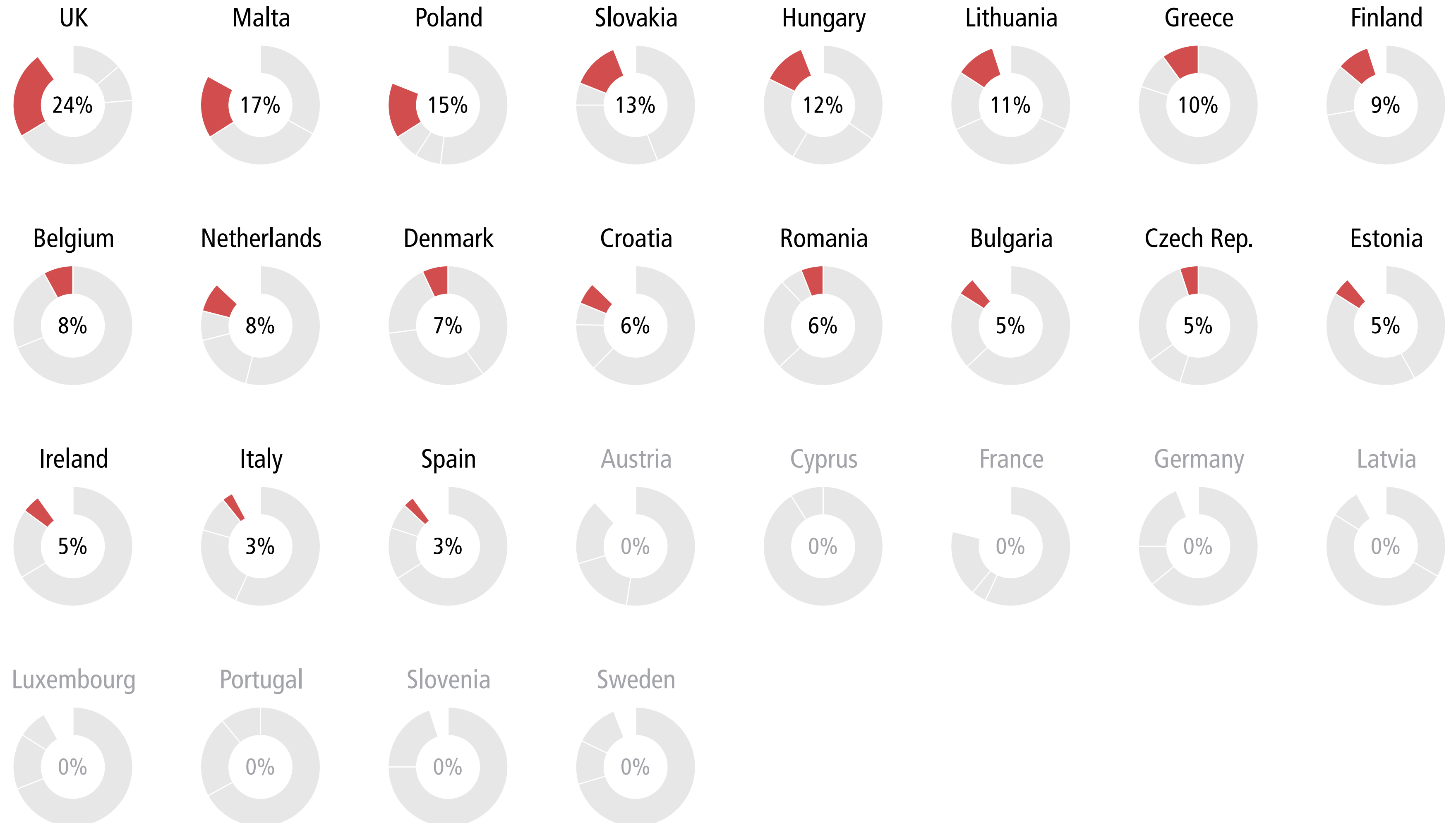
Common MENA policy

Policies & Partners Overview

**Preferred Actor Level**

Preferred Actor Level (Public View)

Priorities and Favoured Partners



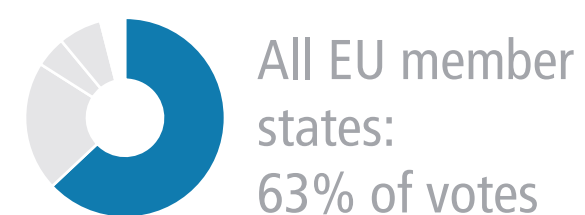


# Preferred Actor Level Common border police and coast guard

Q10

“Which level of decision-making would your government prefer for the following list of European policy projects?”

All four actor levels



Countries **Policies**

All policies

Single fiscal policy & Eurozone governance

Fully completed single market

Common social policy

Common digital policy

Common energy policy

Single climate policy

Integrated foreign and security policy

Common policy in justice & home affairs

Common immigration and asylum policy

Common development assistance policy

**Common border police and coast guard**

Common defence structures

Common China policy

Common USA policy

Common Russia policy

Common Ukraine policy

Common Syria policy

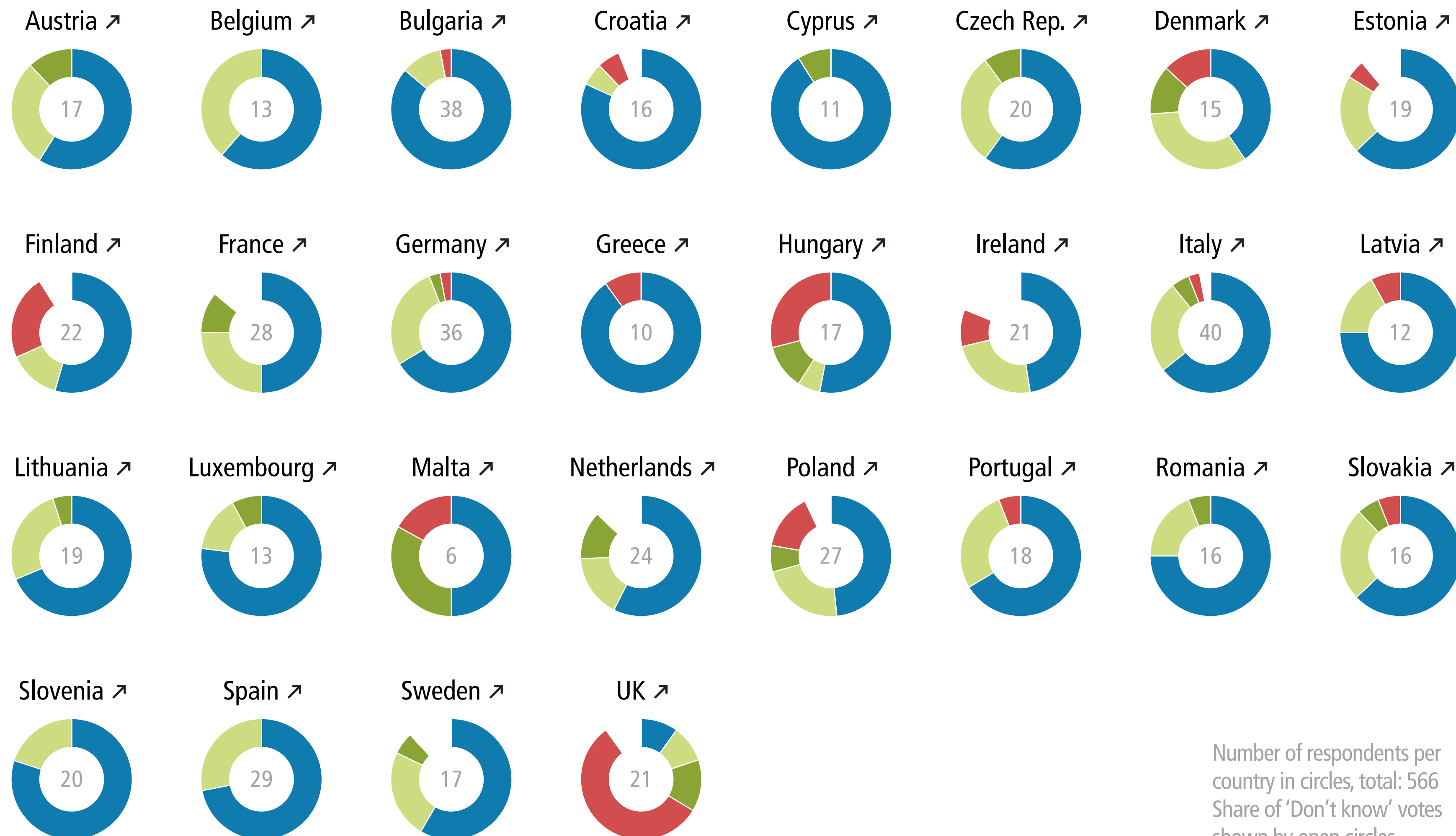
Common MENA policy

Policies & Partners Overview

**Preferred Actor Level**

Preferred Actor Level (Public View)

Priorities and Favoured Partners



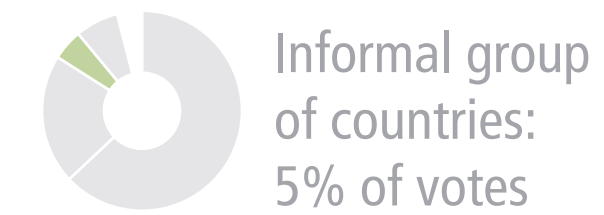
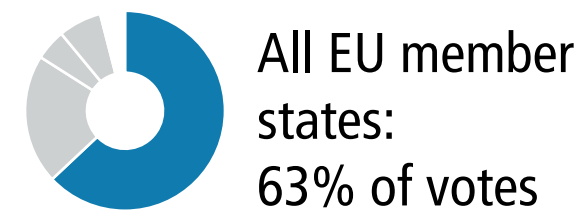
Number of respondents per country in circles, total: 566  
Share of 'Don't know' votes shown by open circles

# Preferred Actor Level Common border police and coast guard

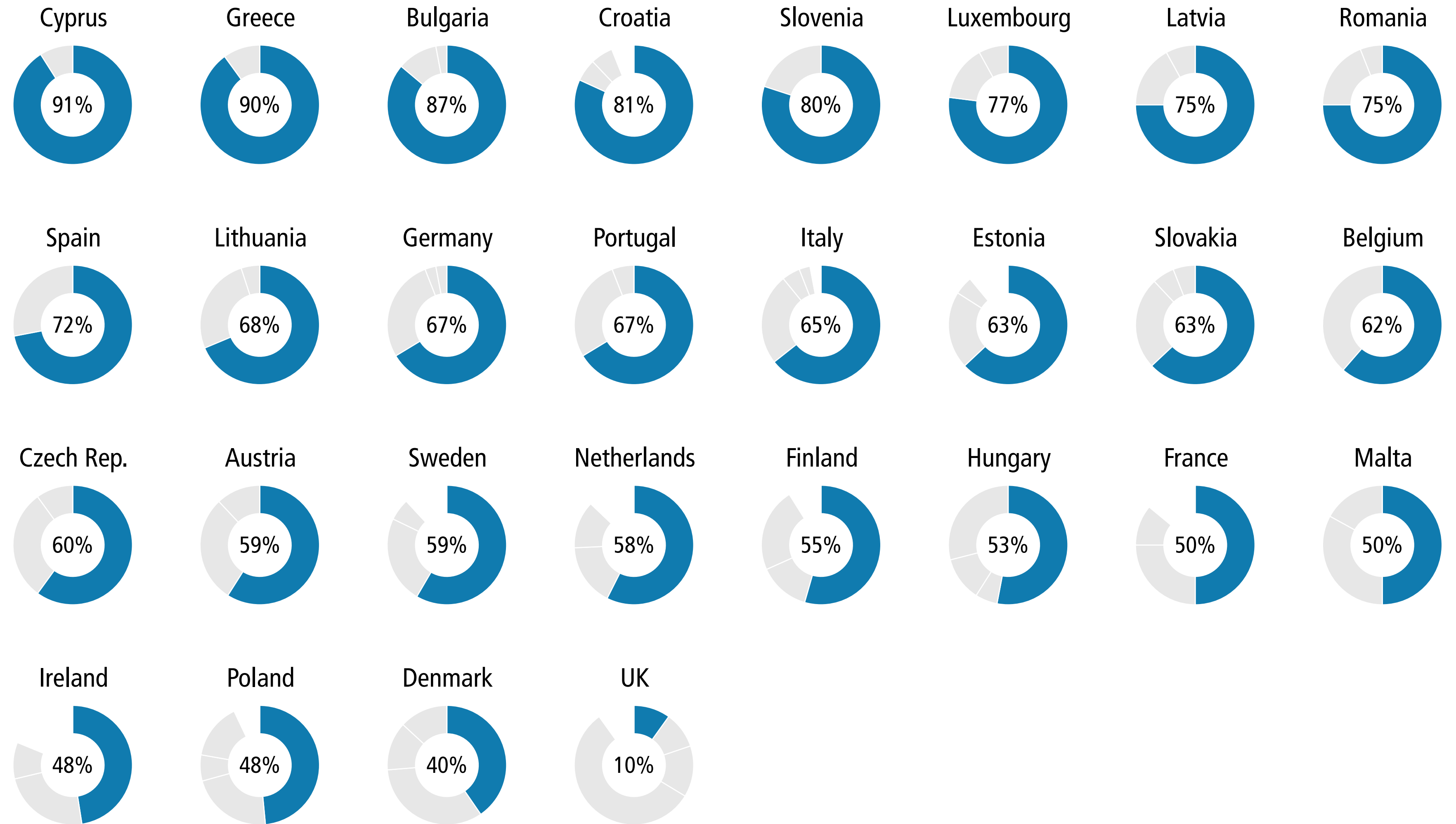
Q10

“Which level of decision-making would your government prefer for the following list of European policy projects?”

All four actor levels



Countries	Policies
	All policies
	Single fiscal policy & Eurozone governance
	Fully completed single market
	Common social policy
	Common digital policy
	Common energy policy
	Single climate policy
	Integrated foreign and security policy
	Common policy in justice & home affairs
	Common immigration and asylum policy
	Common development assistance policy
	<b>Common border police and coast guard</b>
	Common defence structures
	Common China policy
	Common USA policy
	Common Russia policy
	Common Ukraine policy
	Common Syria policy
	Common MENA policy
	Policies & Partners Overview
	<b>Preferred Actor Level</b>
	Preferred Actor Level (Public View)
	Priorities and Favoured Partners



# Preferred Actor Level Common border police and coast guard

Q10

“Which level of decision-making would your government prefer for the following list of European policy projects?”

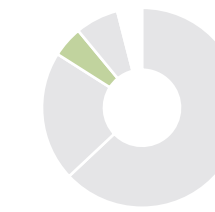
All four actor levels



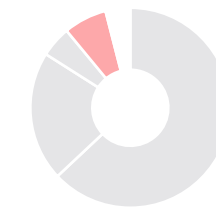
All EU member states: 63% of votes



Treaty based group of countries: 21% of votes

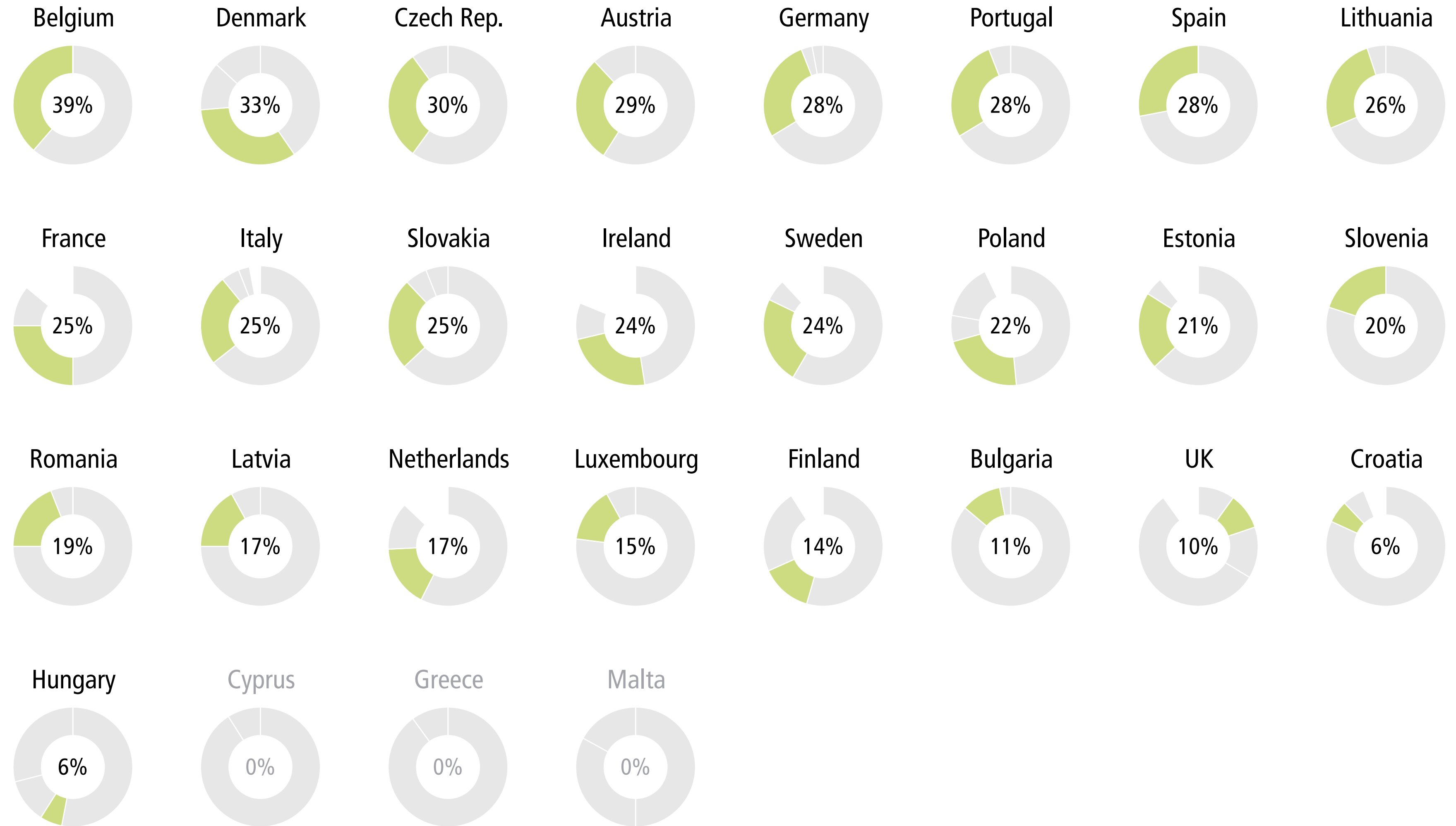


Informal group of countries: 5% of votes



Only national level: 7% of votes

Countries	Policies
All policies	Single fiscal policy & Eurozone governance
	Fully completed single market
	Common social policy
	Common digital policy
	Common energy policy
	Single climate policy
	Integrated foreign and security policy
	Common policy in justice & home affairs
	Common immigration and asylum policy
	Common development assistance policy
Common border police and coast guard	Common defence structures
	Common China policy
Common USA policy	Common Russia policy
	Common Ukraine policy
	Common Syria policy
	Common MENA policy
	Policies & Partners Overview
Preferred Actor Level	
Preferred Actor Level (Public View)	
Priorities and Favoured Partners	



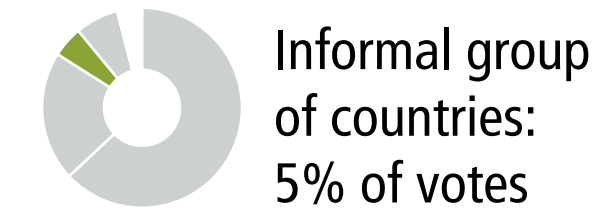



# Preferred Actor Level Common border police and coast guard

Q10

“Which level of decision-making would your government prefer for the following list of European policy projects?”

All four actor levels



Countries **Policies**

All policies

Single fiscal policy & Eurozone governance

Fully completed single market

Common social policy

Common digital policy

Common energy policy

Single climate policy

Integrated foreign and security policy

Common policy in justice & home affairs

Common immigration and asylum policy

Common development assistance policy

**Common border police and coast guard**

Common defence structures

Common China policy

Common USA policy

Common Russia policy

Common Ukraine policy

Common Syria policy

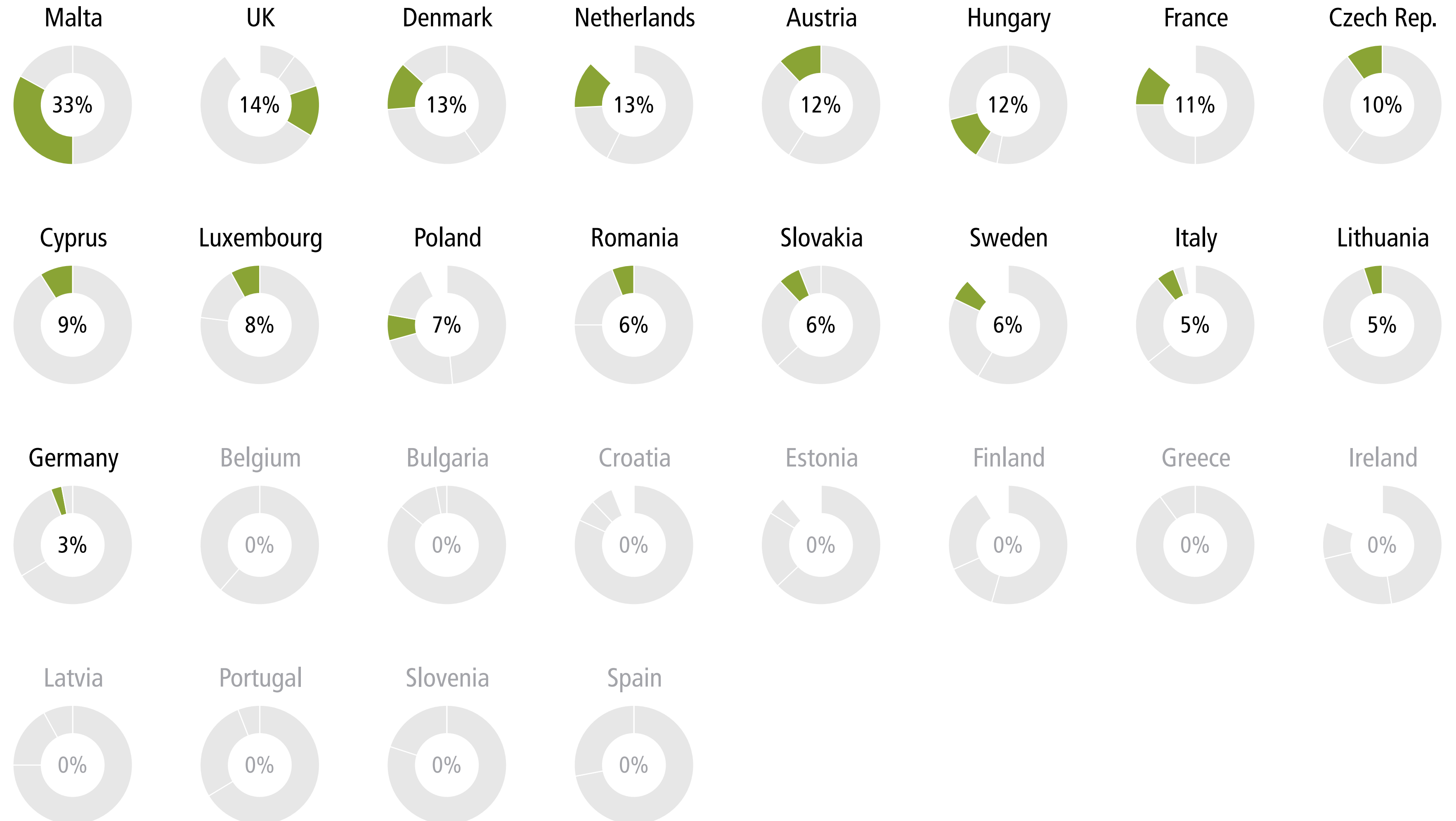
Common MENA policy

Policies & Partners Overview

**Preferred Actor Level**

Preferred Actor Level (Public View)

Priorities and Favoured Partners

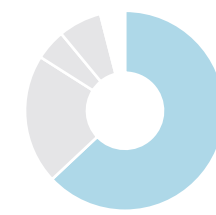


# Preferred Actor Level Common border police and coast guard

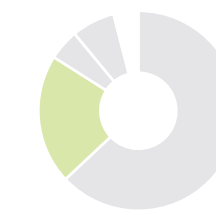
Q10

“Which level of decision-making would your government prefer for the following list of European policy projects?”

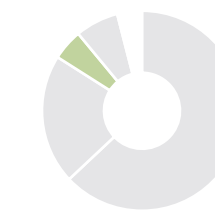
All four actor levels



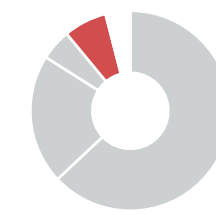
All EU member states: 63% of votes



Treaty based group of countries: 21% of votes



Informal group of countries: 5% of votes



Only national level: 7% of votes

Countries **Policies**

All policies

Single fiscal policy & Eurozone governance

Fully completed single market

Common social policy

Common digital policy

Common energy policy

Single climate policy

Integrated foreign and security policy

Common policy in justice & home affairs

Common immigration and asylum policy

Common development assistance policy

**Common border police and coast guard**

Common defence structures

Common China policy

Common USA policy

Common Russia policy

Common Ukraine policy

Common Syria policy

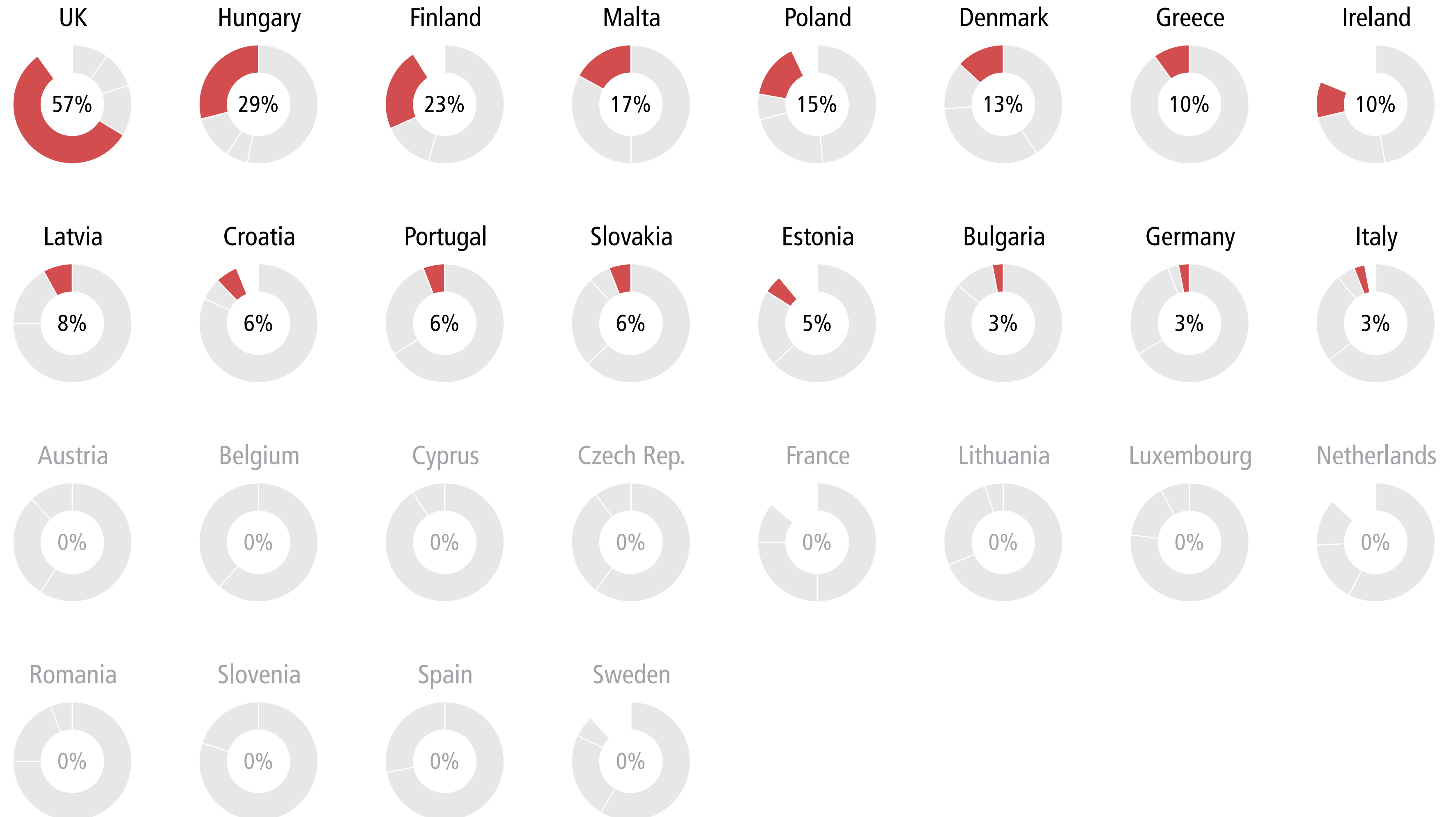
Common MENA policy

Policies & Partners Overview

**Preferred Actor Level**

Preferred Actor Level (Public View)

Priorities and Favoured Partners

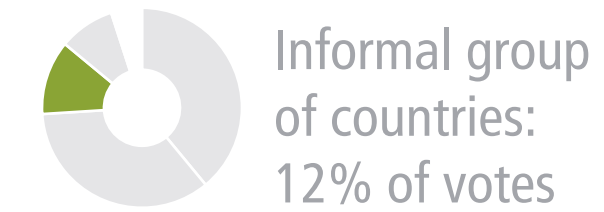
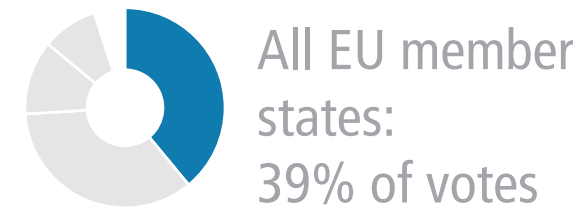


# Preferred Actor Level Common defence structures

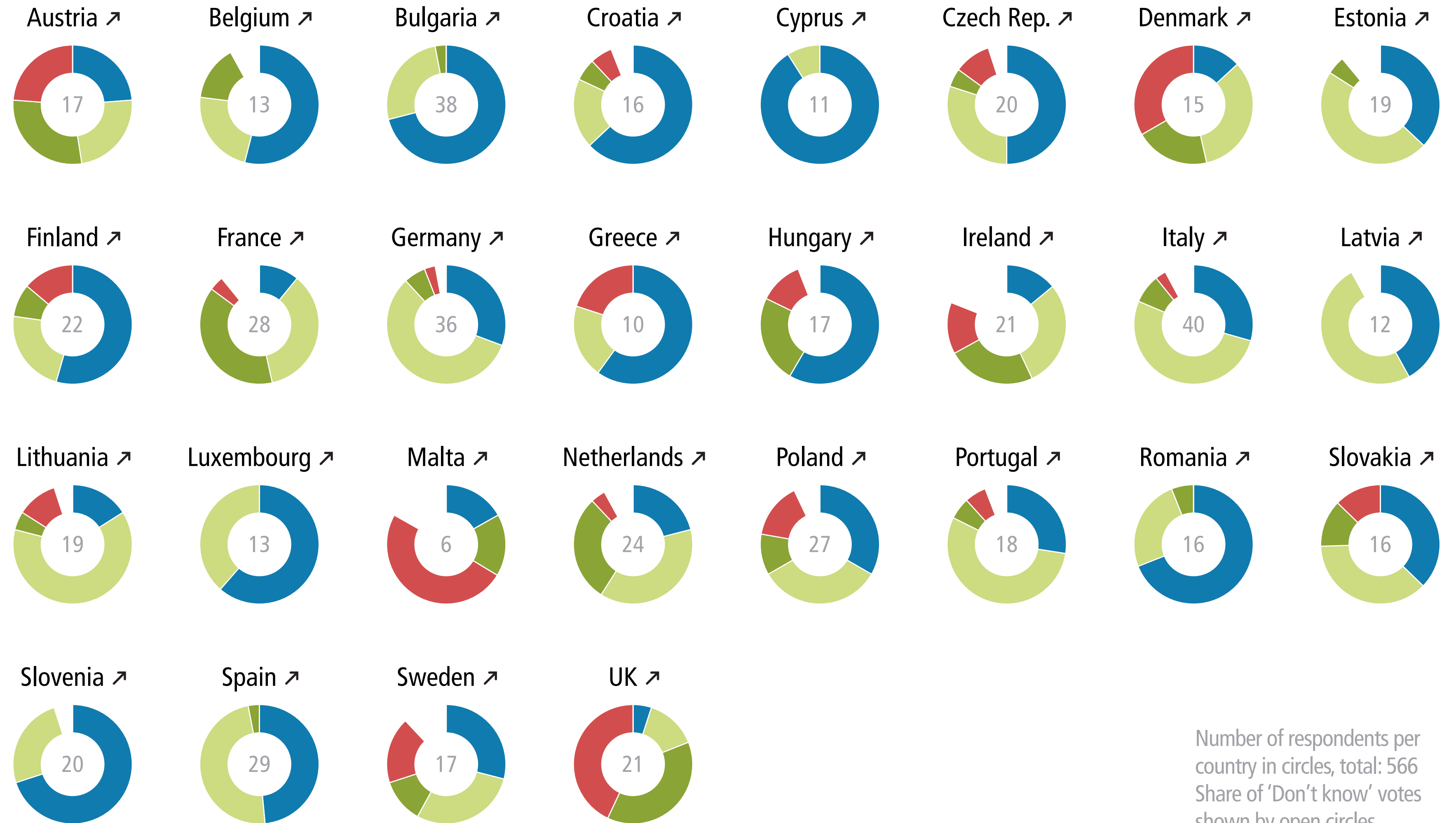
Q10

“Which level of decision-making would your government prefer for the following list of European policy projects?”

All four actor levels



Countries	Policies
	All policies
	Single fiscal policy & Eurozone governance
	Fully completed single market
	Common social policy
	Common digital policy
	Common energy policy
	Single climate policy
	Integrated foreign and security policy
	Common policy in justice & home affairs
	Common immigration and asylum policy
	Common development assistance policy
	Common border police and coast guard
	<b>Common defence structures</b>
	Common China policy
	Common USA policy
	Common Russia policy
	Common Ukraine policy
	Common Syria policy
	Common MENA policy
	Policies & Partners Overview
	<b>Preferred Actor Level</b>
	Preferred Actor Level (Public View)
	Priorities and Favoured Partners



Number of respondents per country in circles, total: 566  
Share of 'Don't know' votes shown by open circles

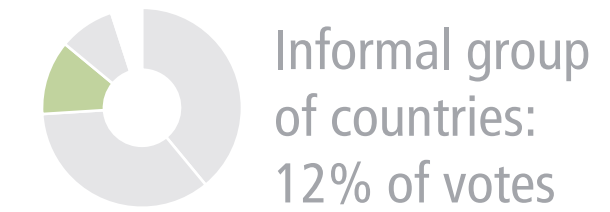
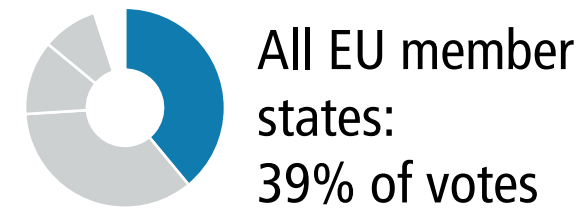


# Preferred Actor Level Common defence structures

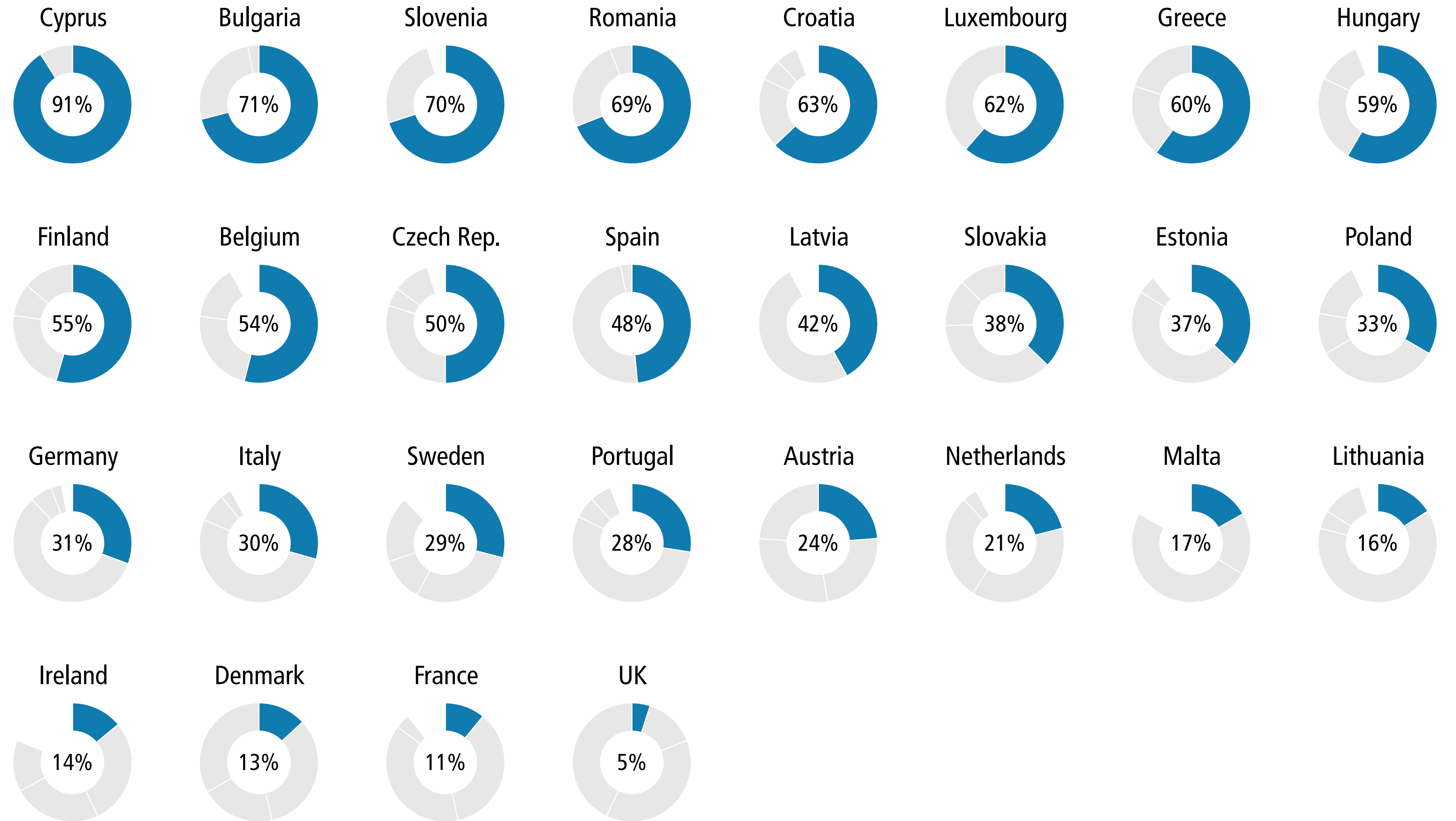
Q10

“Which level of decision-making would your government prefer for the following list of European policy projects?”

All four actor levels



Countries	Policies	
All policies	Single fiscal policy & Eurozone governance	
	Fully completed single market	
	Common social policy	
	Common digital policy	
	Common energy policy	
	Single climate policy	
	Integrated foreign and security policy	
	Common policy in justice & home affairs	
	Common immigration and asylum policy	
	Common development assistance policy	
Common border police and coast guard		
Common defence structures	Common China policy	
	Common USA policy	
	Common Russia policy	
	Common Ukraine policy	
	Common Syria policy	
	Common MENA policy	
	Policies & Partners Overview	
	Preferred Actor Level	
Preferred Actor Level (Public View)		
Priorities and Favoured Partners		



# Preferred Actor Level Common defence structures

Q10

“Which level of decision-making would your government prefer for the following list of European policy projects?”

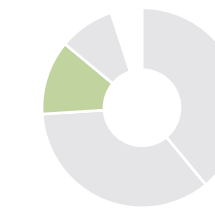
All four actor levels



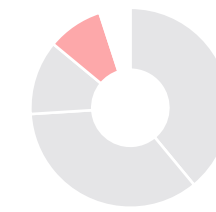
All EU member states: 39% of votes



Treaty based group of countries: 35% of votes

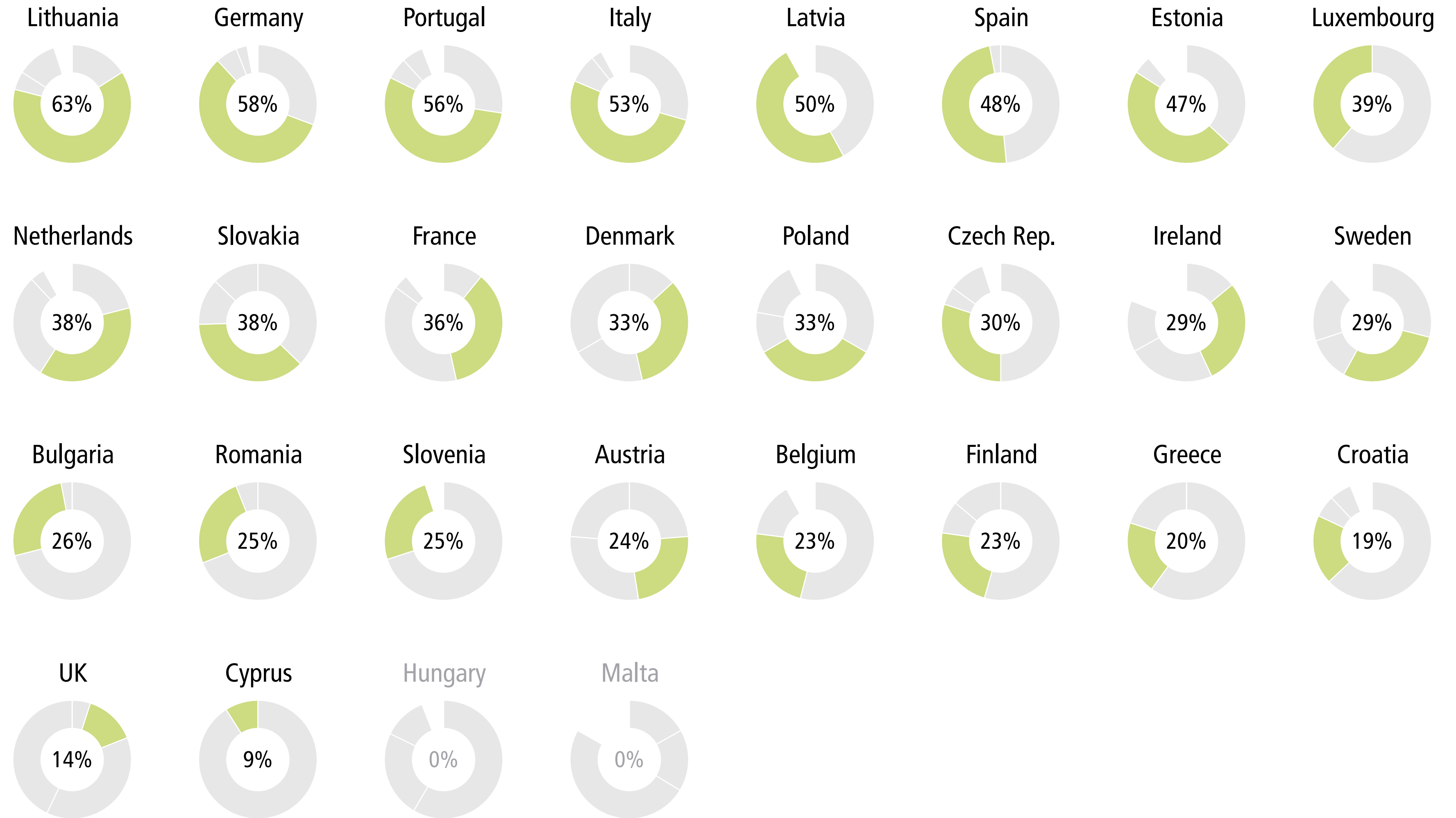


Informal group of countries: 12% of votes



Only national level: 9% of votes

Countries	Policies
All policies	Single fiscal policy & Eurozone governance
	Fully completed single market
	Common social policy
	Common digital policy
	Common energy policy
	Single climate policy
	Integrated foreign and security policy
	Common policy in justice & home affairs
	Common immigration and asylum policy
	Common development assistance policy
Common border police and coast guard	
Common defence structures	Common China policy
	Common USA policy
	Common Russia policy
	Common Ukraine policy
	Common Syria policy
	Common MENA policy
	Policies & Partners Overview
	Preferred Actor Level
Preferred Actor Level (Public View)	
Priorities and Favoured Partners	

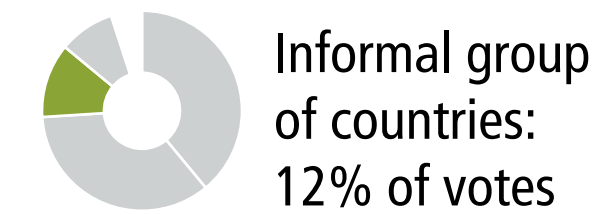
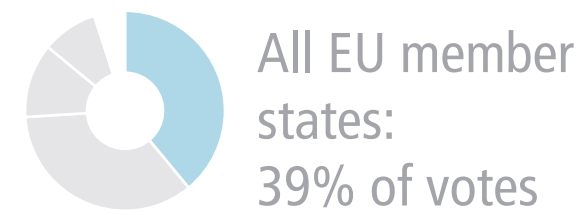


# Preferred Actor Level Common defence structures

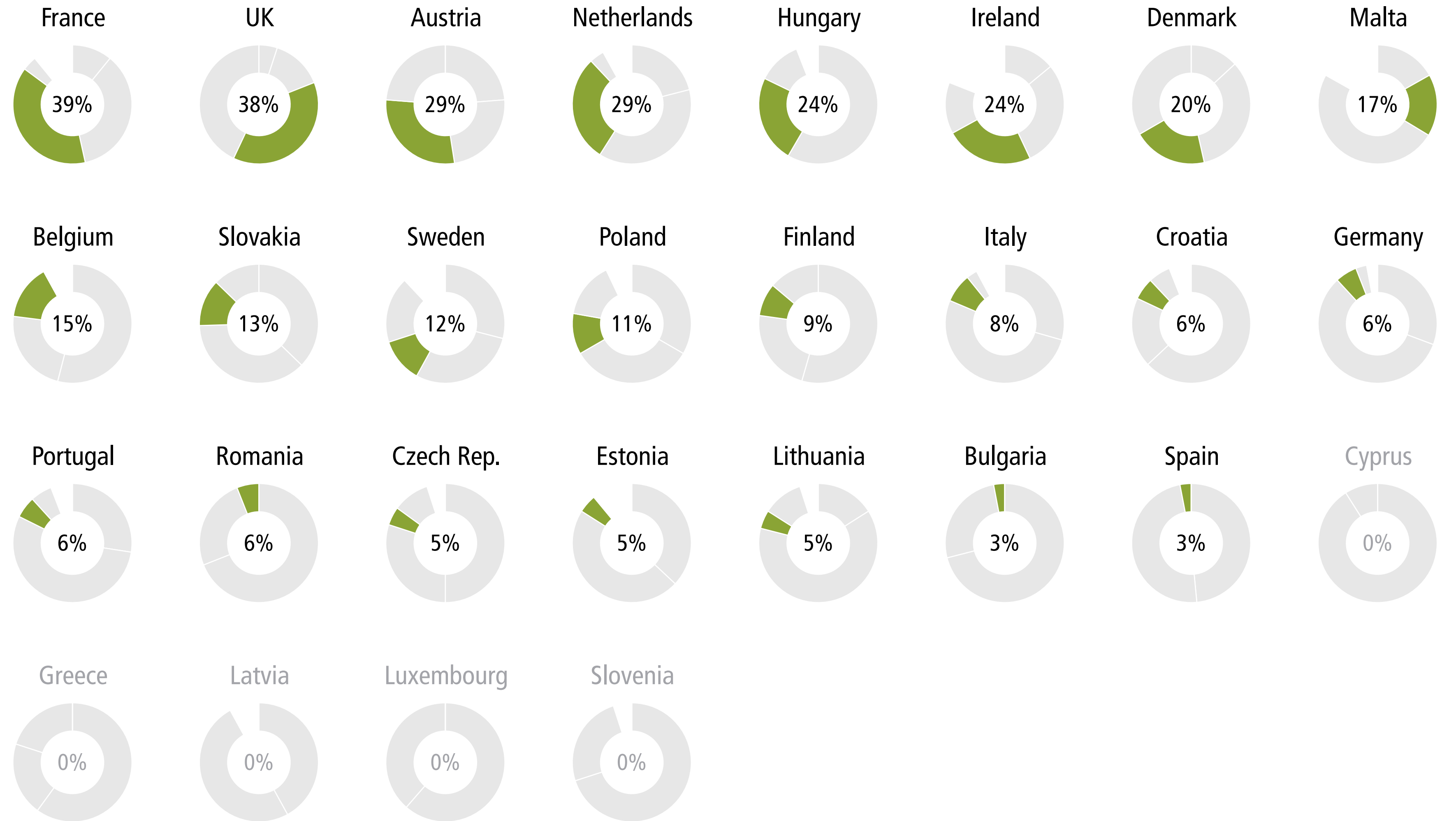
Q10

“Which level of decision-making would your government prefer for the following list of European policy projects?”

All four actor levels



Countries	Policies
	All policies
	Single fiscal policy & Eurozone governance
	Fully completed single market
	Common social policy
	Common digital policy
	Common energy policy
	Single climate policy
	Integrated foreign and security policy
	Common policy in justice & home affairs
	Common immigration and asylum policy
	Common development assistance policy
	Common border police and coast guard
	<b>Common defence structures</b>
	Common China policy
	Common USA policy
	Common Russia policy
	Common Ukraine policy
	Common Syria policy
	Common MENA policy
	Policies & Partners Overview
	<b>Preferred Actor Level</b>
	Preferred Actor Level (Public View)
	Priorities and Favoured Partners



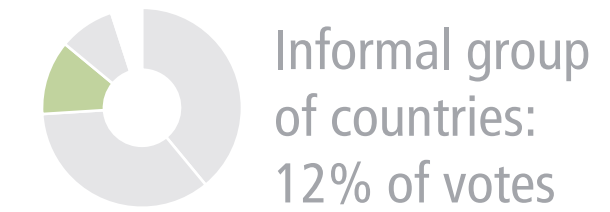
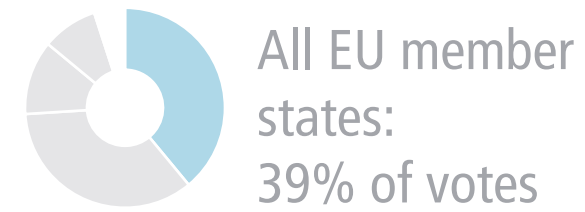


# Preferred Actor Level Common defence structures

Q10

“Which level of decision-making would your government prefer for the following list of European policy projects?”

All four actor levels



Countries **Policies**

All policies

Single fiscal policy & Eurozone governance

Fully completed single market

Common social policy

Common digital policy

Common energy policy

Single climate policy

Integrated foreign and security policy

Common policy in justice & home affairs

Common immigration and asylum policy

Common development assistance policy

Common border police and coast guard

**Common defence structures**

Common China policy

Common USA policy

Common Russia policy

Common Ukraine policy

Common Syria policy

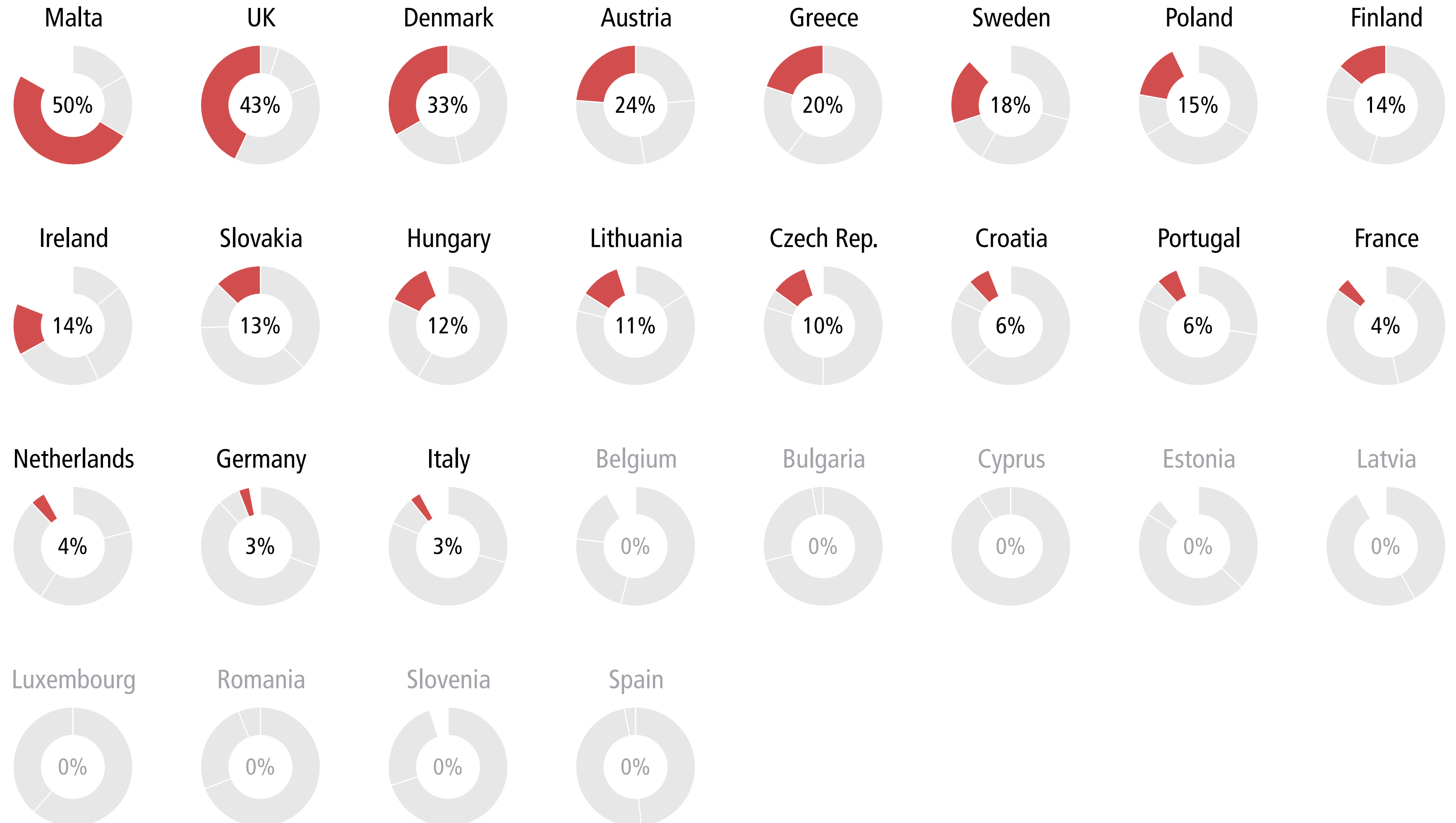
Common MENA policy

Policies & Partners Overview

**Preferred Actor Level**

Preferred Actor Level (Public View)

Priorities and Favoured Partners

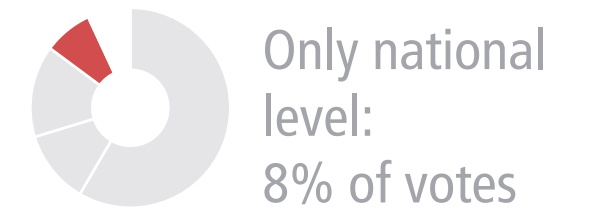
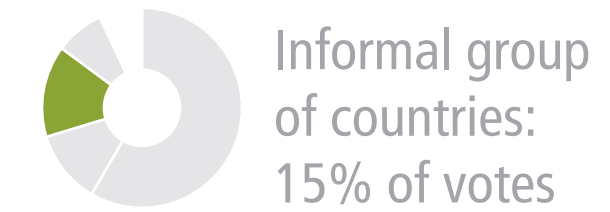
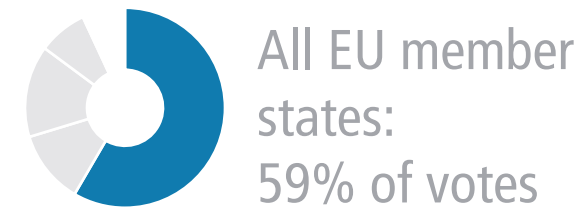


# Preferred Actor Level Common China policy

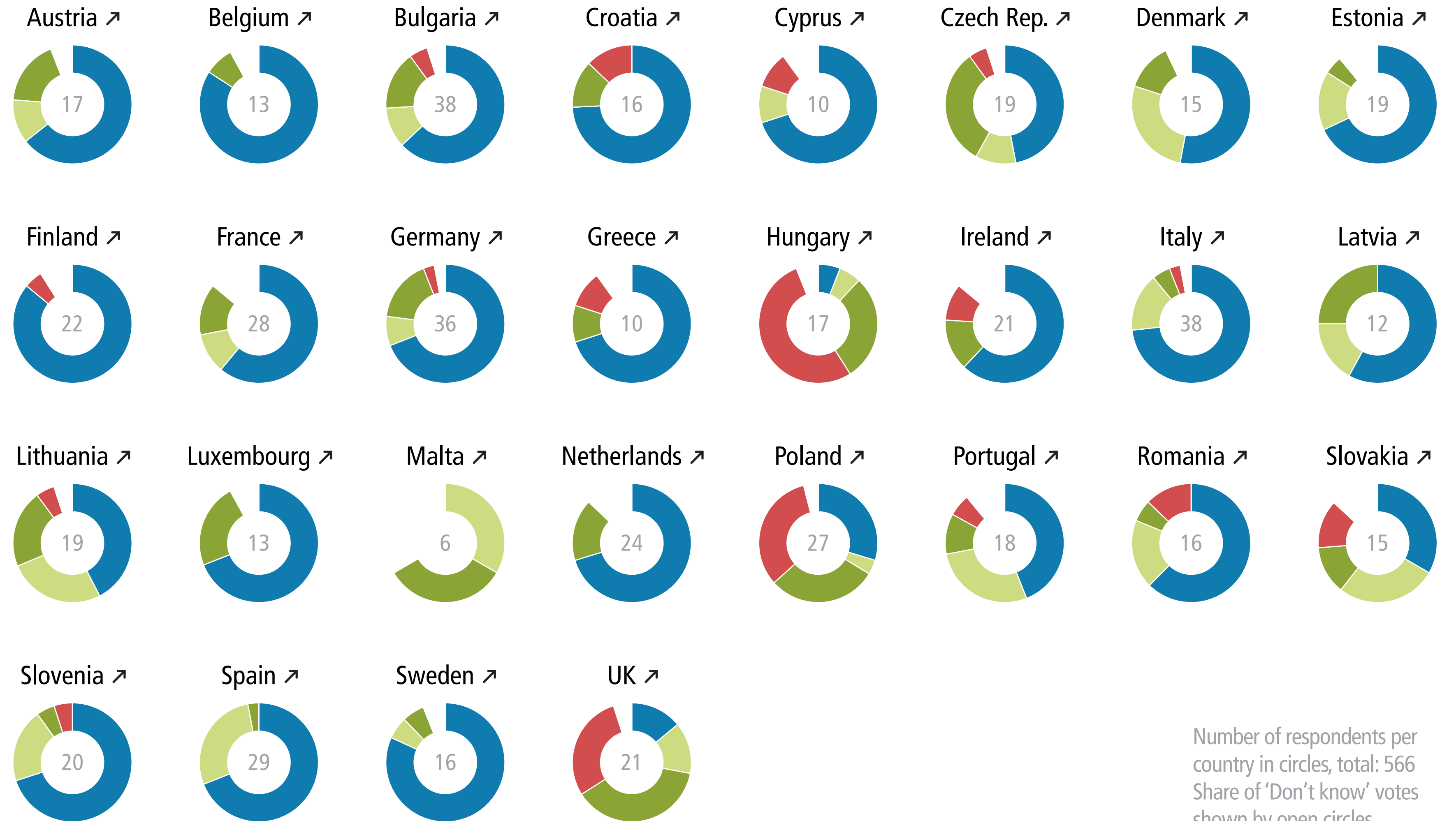
Q10

“Which level of decision-making would your government prefer for the following list of European policy projects?”

All four actor levels



Countries	Policies
	All policies
	Single fiscal policy & Eurozone governance
	Fully completed single market
	Common social policy
	Common digital policy
	Common energy policy
	Single climate policy
	Integrated foreign and security policy
	Common policy in justice & home affairs
	Common immigration and asylum policy
	Common development assistance policy
	Common border police and coast guard
	Common defence structures
	<b>Common China policy</b>
	Common USA policy
	Common Russia policy
	Common Ukraine policy
	Common Syria policy
	Common MENA policy
	Policies & Partners Overview
	<b>Preferred Actor Level</b>
	Preferred Actor Level (Public View)
	Priorities and Favoured Partners



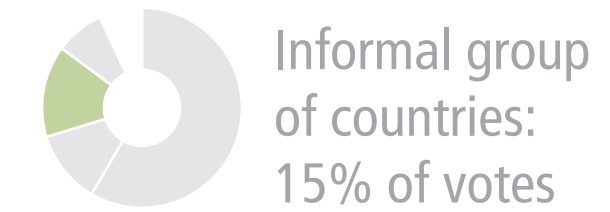
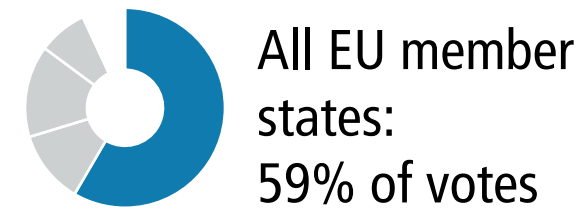
Number of respondents per country in circles, total: 566  
Share of 'Don't know' votes shown by open circles

# Preferred Actor Level Common China policy

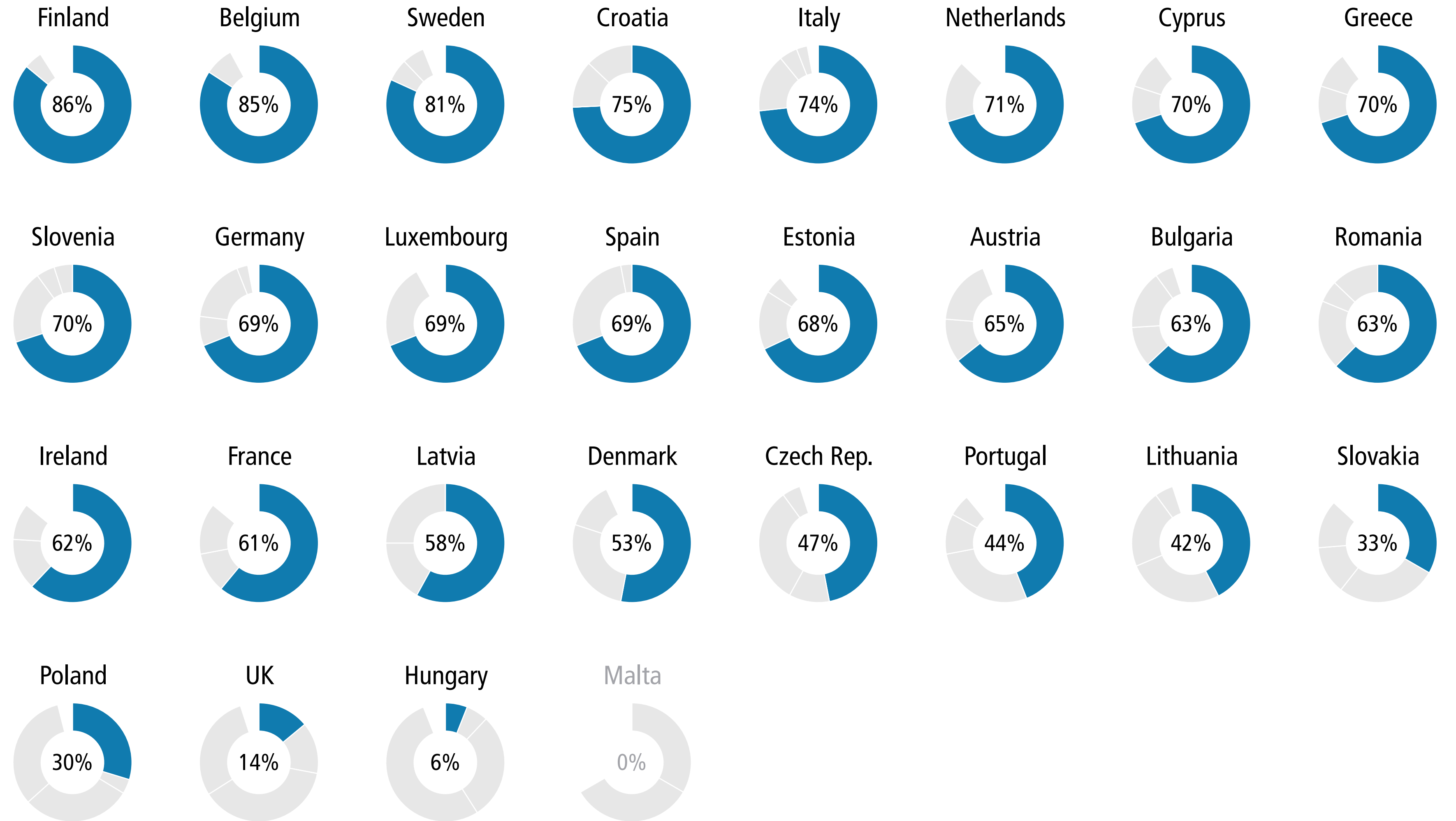
Q10

“Which level of decision-making would your government prefer for the following list of European policy projects?”

All four actor levels



Countries	Policies
All policies	Single fiscal policy & Eurozone governance
	Fully completed single market
	Common social policy
	Common digital policy
	Common energy policy
	Single climate policy
	Integrated foreign and security policy
	Common policy in justice & home affairs
	Common immigration and asylum policy
	Common development assistance policy
Common border police and coast guard	
Common defence structures	
<b>Common China policy</b>	Common USA policy
	Common Russia policy
	Common Ukraine policy
	Common Syria policy
	Common MENA policy
	Policies & Partners Overview
	<b>Preferred Actor Level</b>
Preferred Actor Level (Public View)	
Priorities and Favoured Partners	



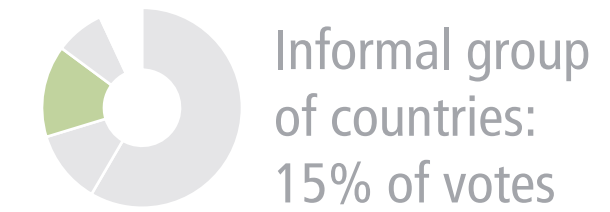
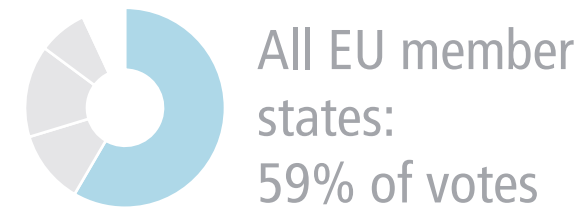


# Preferred Actor Level Common China policy

Q10

“Which level of decision-making would your government prefer for the following list of European policy projects?”

All four actor levels



Countries **Policies**

All policies

Single fiscal policy & Eurozone governance

Fully completed single market

Common social policy

Common digital policy

Common energy policy

Single climate policy

Integrated foreign and security policy

Common policy in justice & home affairs

Common immigration and asylum policy

Common development assistance policy

Common border police and coast guard

Common defence structures

**Common China policy**

Common USA policy

Common Russia policy

Common Ukraine policy

Common Syria policy

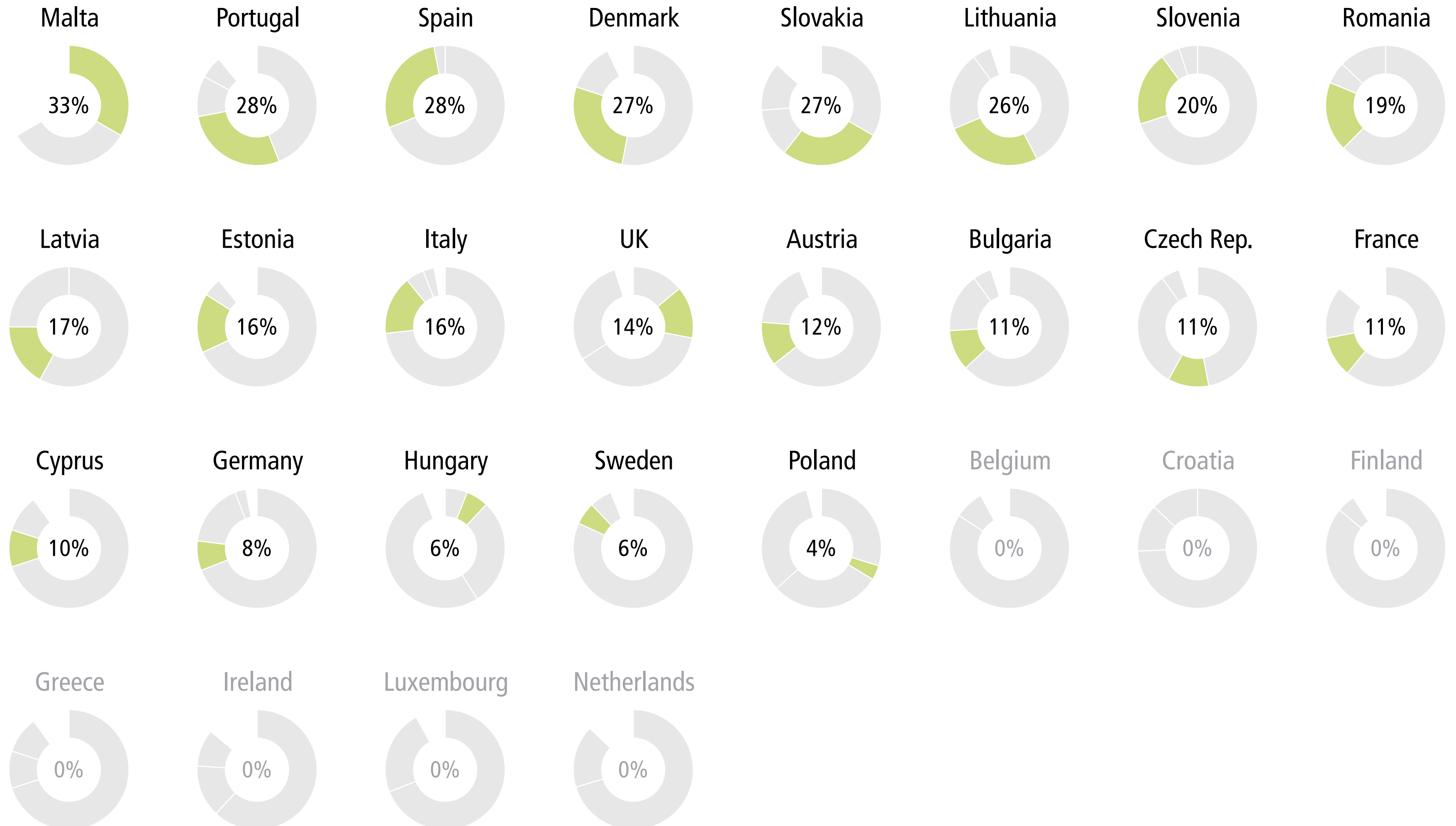
Common MENA policy

Policies & Partners Overview

**Preferred Actor Level**

Preferred Actor Level (Public View)

Priorities and Favoured Partners

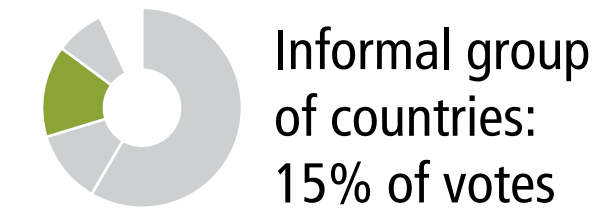
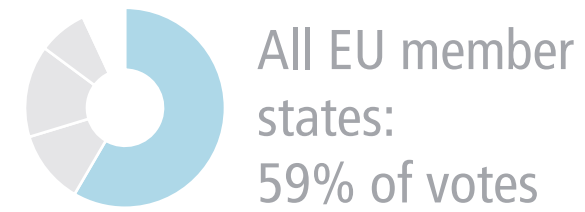


# Preferred Actor Level Common China policy

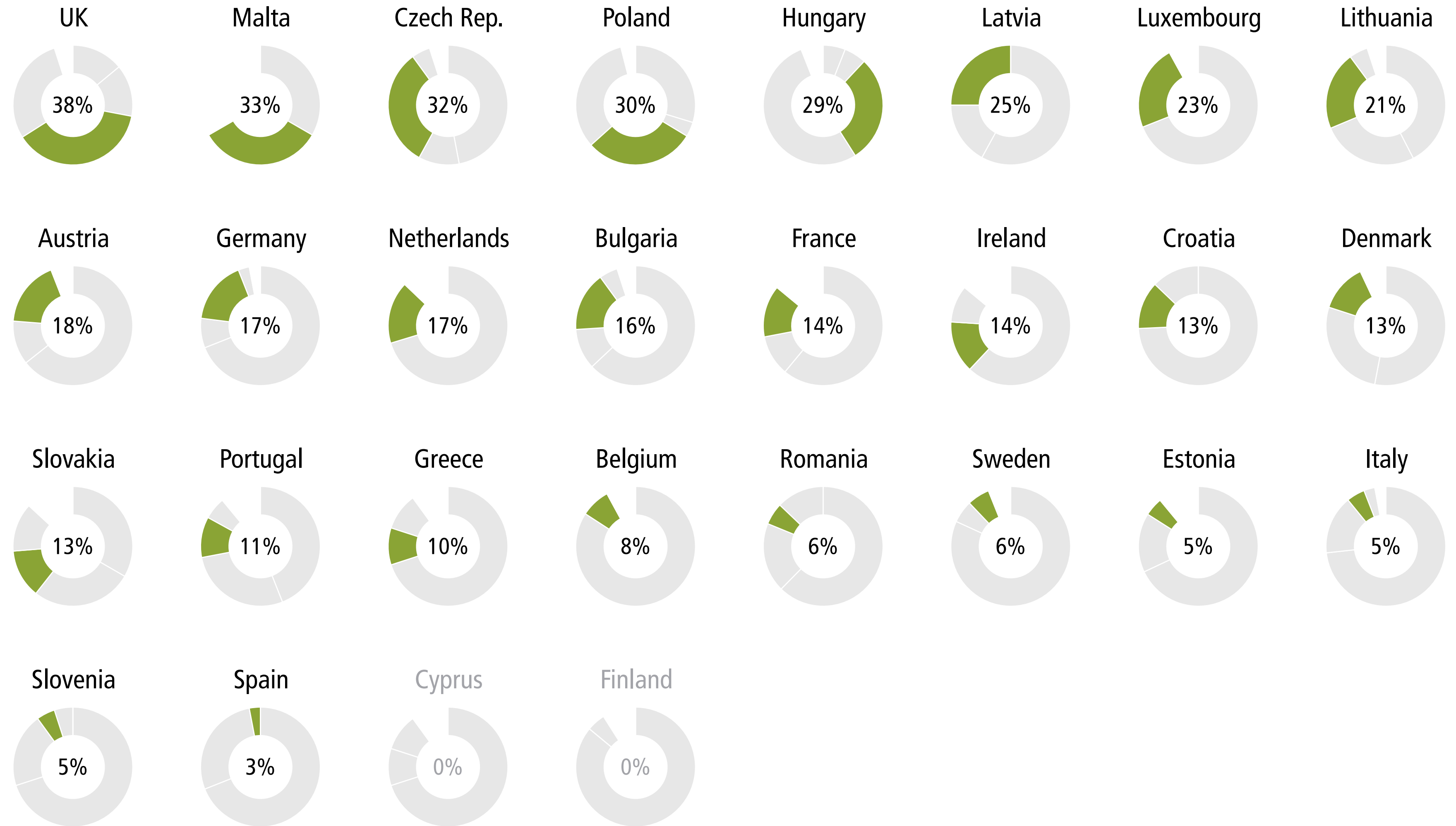
Q10

“Which level of decision-making would your government prefer for the following list of European policy projects?”

All four actor levels



Countries	Policies
	All policies
	Single fiscal policy & Eurozone governance
	Fully completed single market
	Common social policy
	Common digital policy
	Common energy policy
	Single climate policy
	Integrated foreign and security policy
	Common policy in justice & home affairs
	Common immigration and asylum policy
	Common development assistance policy
	Common border police and coast guard
	Common defence structures
	<b>Common China policy</b>
	Common USA policy
	Common Russia policy
	Common Ukraine policy
	Common Syria policy
	Common MENA policy
	Policies & Partners Overview
	<b>Preferred Actor Level</b>
	Preferred Actor Level (Public View)
	Priorities and Favoured Partners

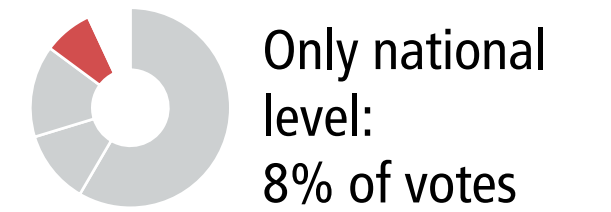
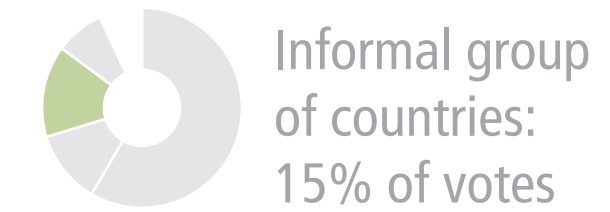
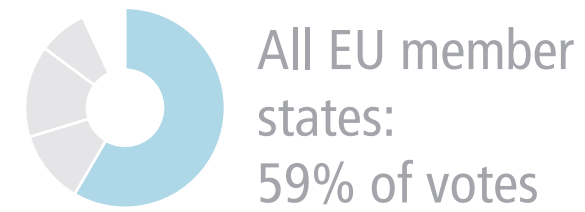


# Preferred Actor Level Common China policy

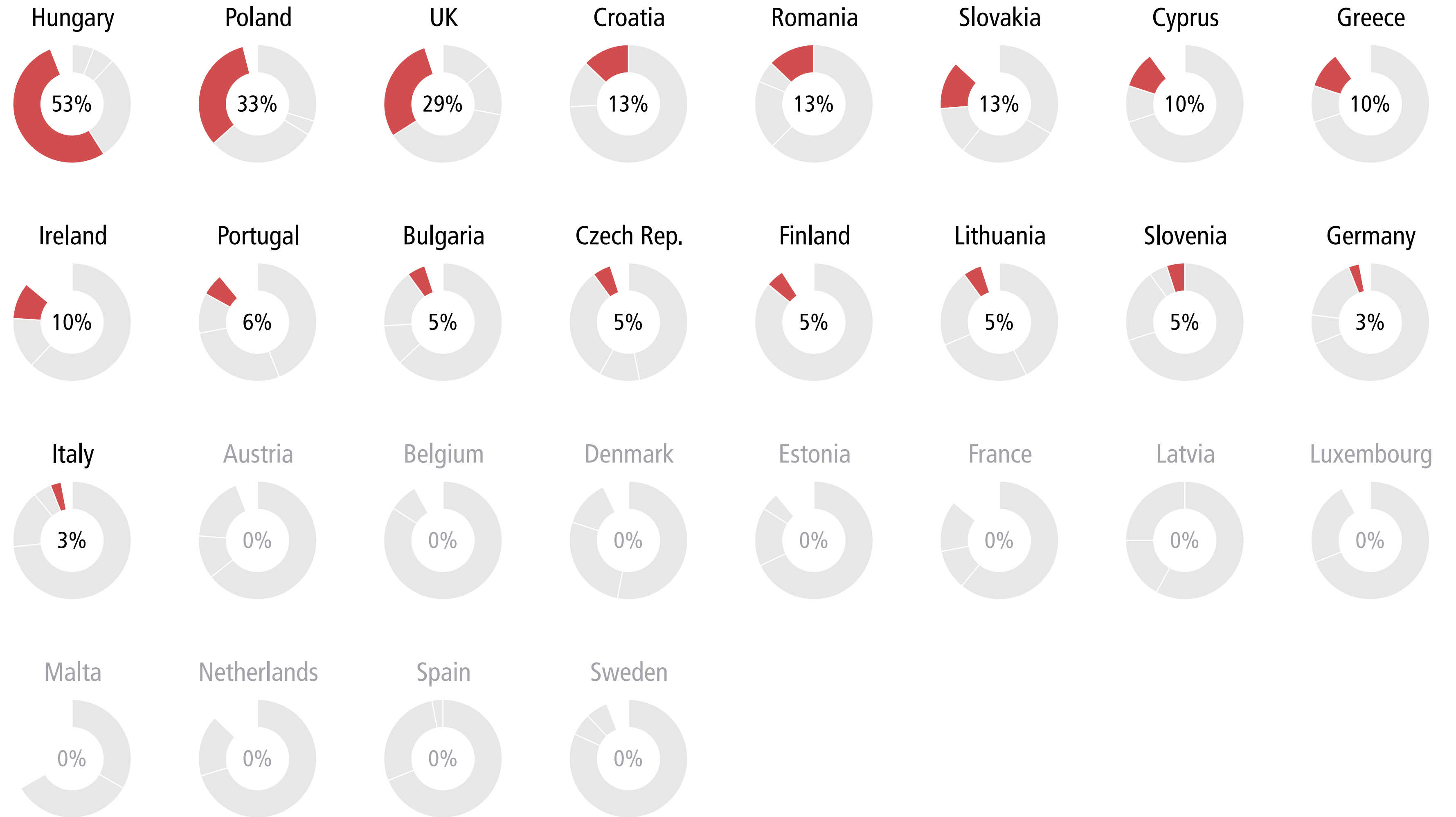
Q10

“Which level of decision-making would your government prefer for the following list of European policy projects?”

All four actor levels



Countries	Policies
	All policies
	Single fiscal policy & Eurozone governance
	Fully completed single market
	Common social policy
	Common digital policy
	Common energy policy
	Single climate policy
	Integrated foreign and security policy
	Common policy in justice & home affairs
	Common immigration and asylum policy
	Common development assistance policy
	Common border police and coast guard
	Common defence structures
	<b>Common China policy</b>
	Common USA policy
	Common Russia policy
	Common Ukraine policy
	Common Syria policy
	Common MENA policy
	Policies & Partners Overview
	<b>Preferred Actor Level</b>
	Preferred Actor Level (Public View)
	Priorities and Favoured Partners



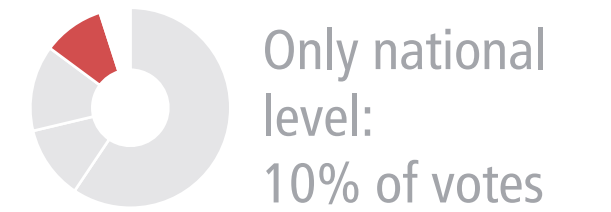
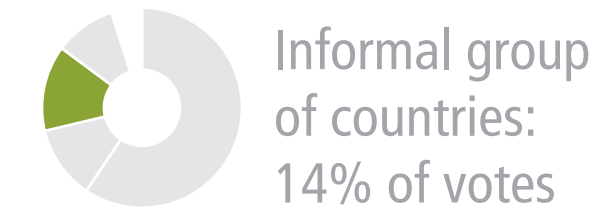
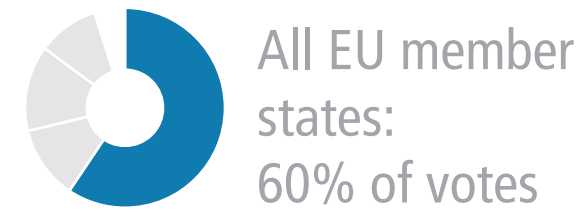


# Preferred Actor Level Common USA policy

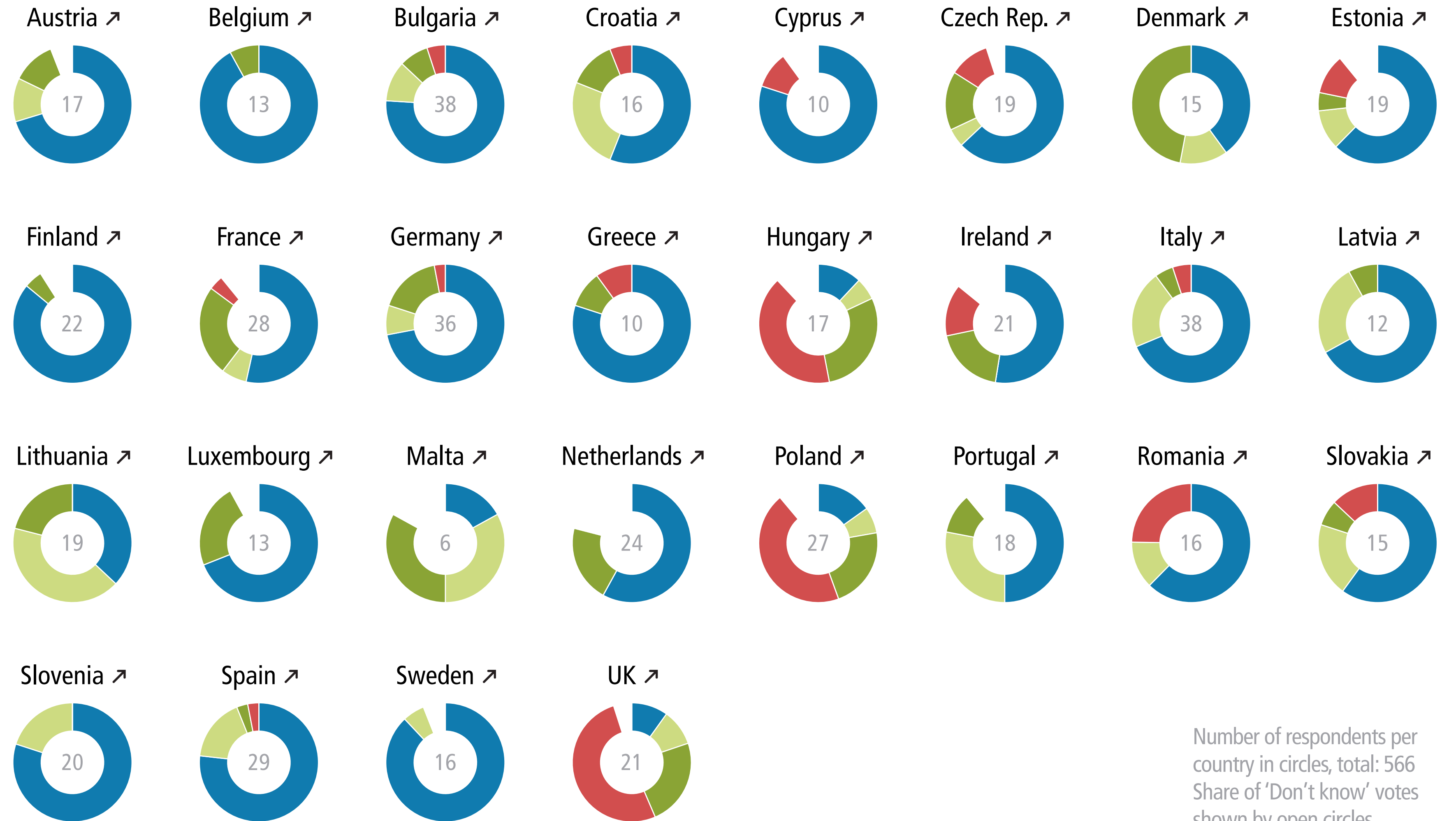
Q10

“Which level of decision-making would your government prefer for the following list of European policy projects?”

All four actor levels



Countries	Policies
	All policies
	Single fiscal policy & Eurozone governance
	Fully completed single market
	Common social policy
	Common digital policy
	Common energy policy
	Single climate policy
	Integrated foreign and security policy
	Common policy in justice & home affairs
	Common immigration and asylum policy
	Common development assistance policy
	Common border police and coast guard
	Common defence structures
	Common China policy
	<b>Common USA policy</b>
	Common Russia policy
	Common Ukraine policy
	Common Syria policy
	Common MENA policy
	Policies & Partners Overview
	<b>Preferred Actor Level</b>
	Preferred Actor Level (Public View)
	Priorities and Favoured Partners



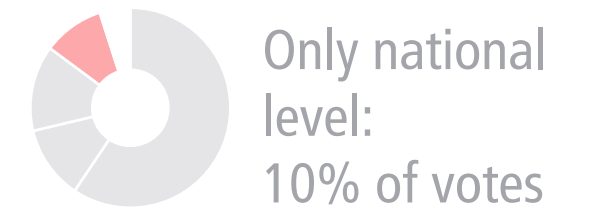
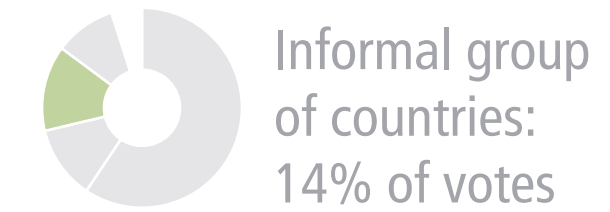
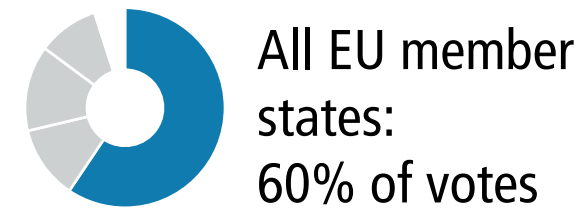
Number of respondents per country in circles, total: 566  
Share of 'Don't know' votes shown by open circles

# Preferred Actor Level Common USA policy

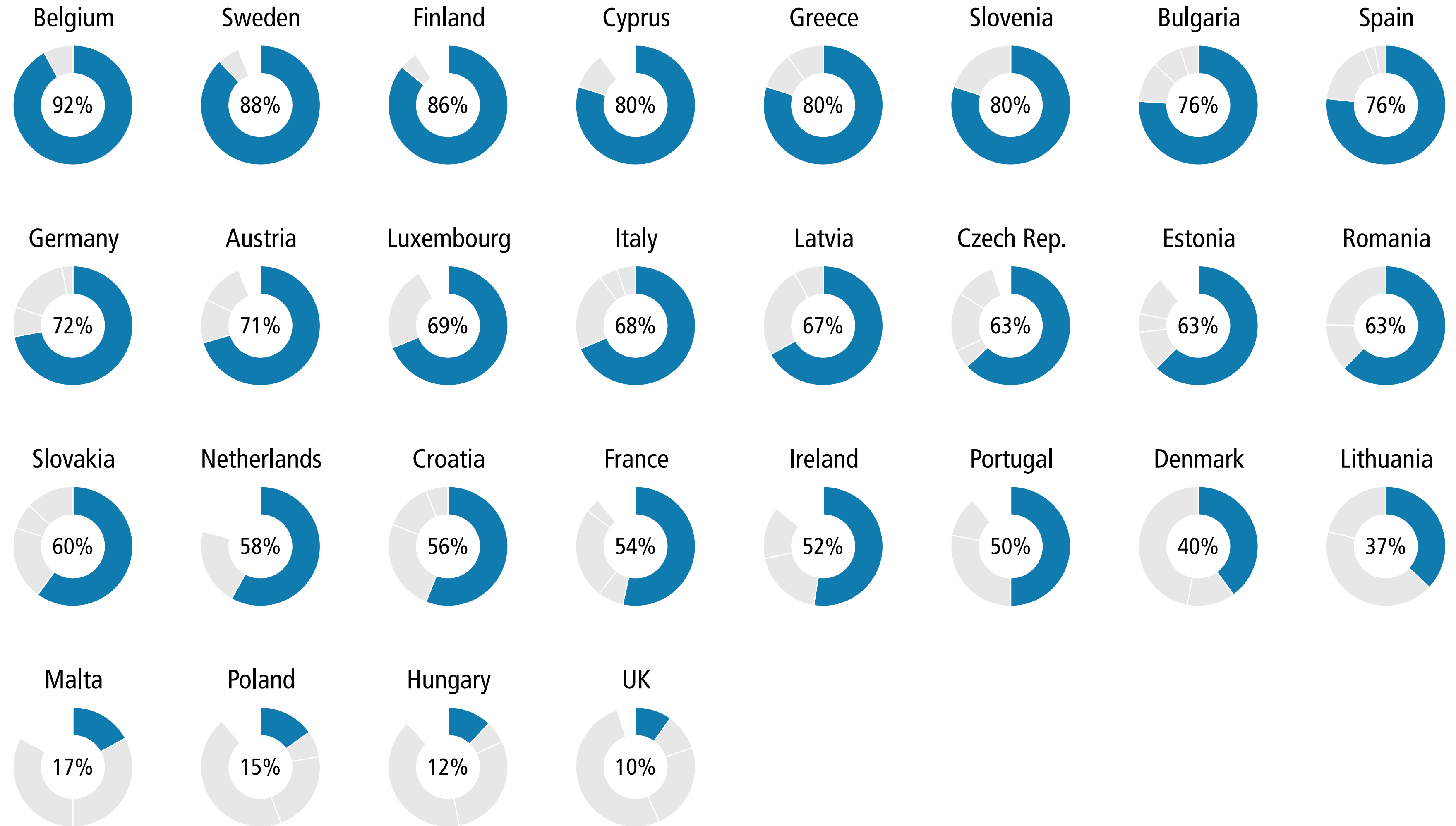
Q10

“Which level of decision-making would your government prefer for the following list of European policy projects?”

All four actor levels



Countries	Policies
All policies	Single fiscal policy & Eurozone governance
	Fully completed single market
	Common social policy
	Common digital policy
	Common energy policy
	Single climate policy
	Integrated foreign and security policy
	Common policy in justice & home affairs
	Common immigration and asylum policy
	Common development assistance policy
Common border police and coast guard	
Common defence structures	
Common USA policy	Common China policy
	Common Russia policy
	Common Ukraine policy
	Common Syria policy
	Common MENA policy
Policies & Partners Overview	Preferred Actor Level
	Preferred Actor Level (Public View)
	Priorities and Favoured Partners



# Preferred Actor Level Common USA policy

Q10

“Which level of decision-making would your government prefer for the following list of European policy projects?”

All four actor levels



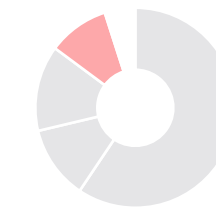
All EU member states: 60% of votes



Treaty based group of countries: 12% of votes

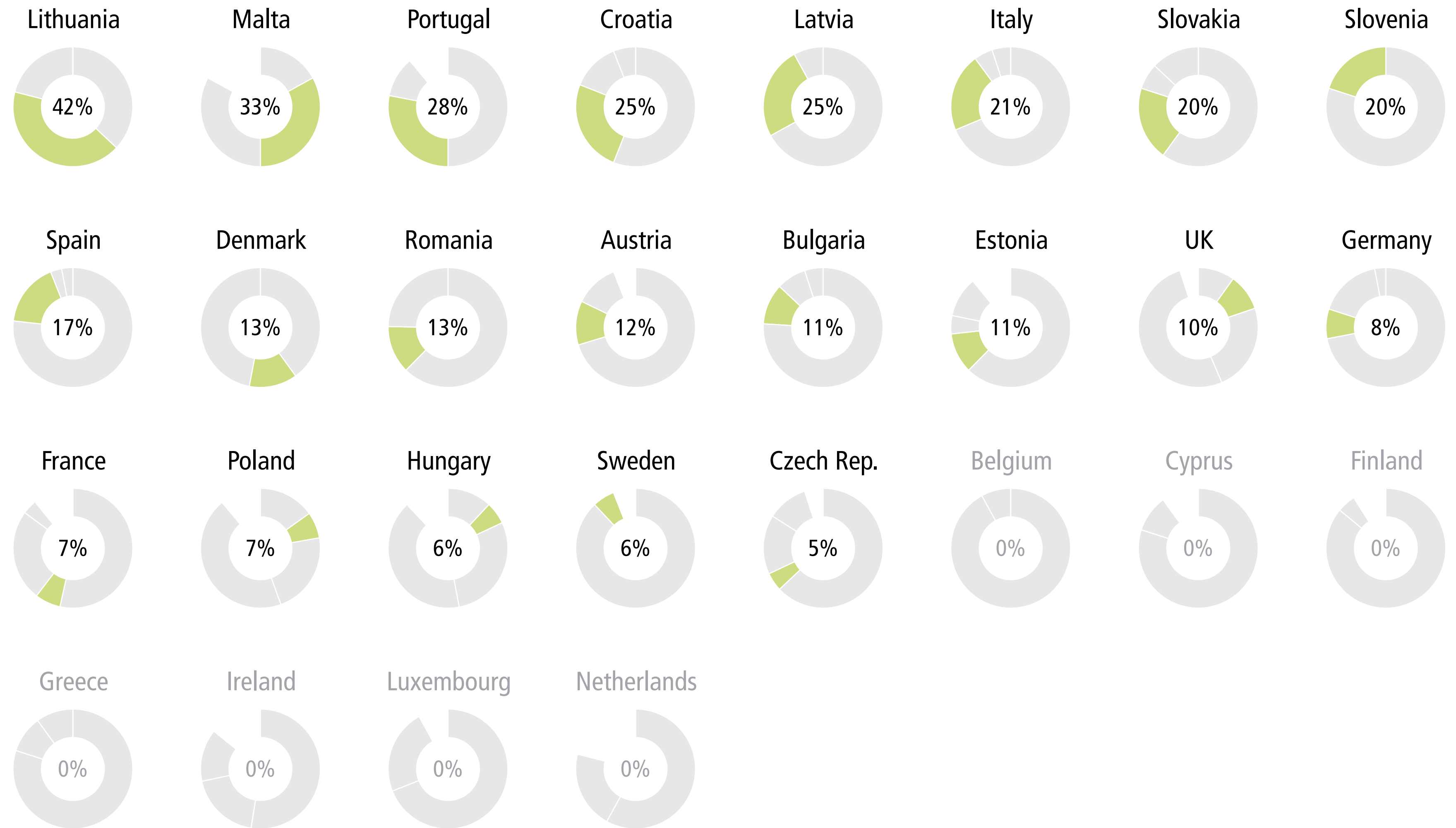


Informal group of countries: 14% of votes



Only national level: 10% of votes

Countries	Policies
Lithuania Malta Portugal Croatia Latvia Italy Slovakia Slovenia Spain Denmark Romania Austria Bulgaria Estonia UK Germany France Poland Hungary Sweden Czech Rep. Belgium Cyprus Finland Greece Ireland Luxembourg Netherlands	All policies
	Single fiscal policy & Eurozone governance
	Fully completed single market
	Common social policy
	Common digital policy
	Common energy policy
	Single climate policy
	Integrated foreign and security policy
	Common policy in justice & home affairs
	Common immigration and asylum policy
	Common development assistance policy
	Common border police and coast guard
	Common defence structures
	Common China policy
	<b>Common USA policy</b>
Common Russia policy	
Common Ukraine policy	
Common Syria policy	
Common MENA policy	
Policies & Partners Overview	
<b>Preferred Actor Level</b>	
Preferred Actor Level (Public View)	
Priorities and Favoured Partners	



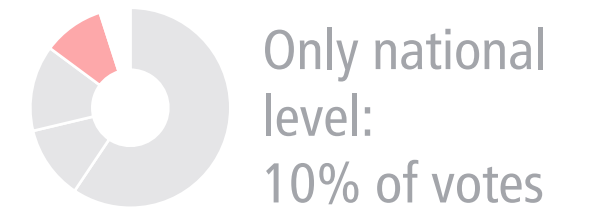
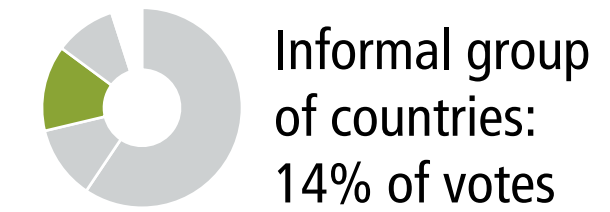
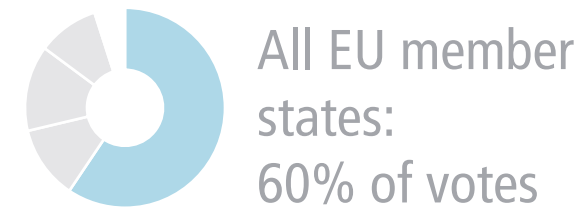


# Preferred Actor Level Common USA policy

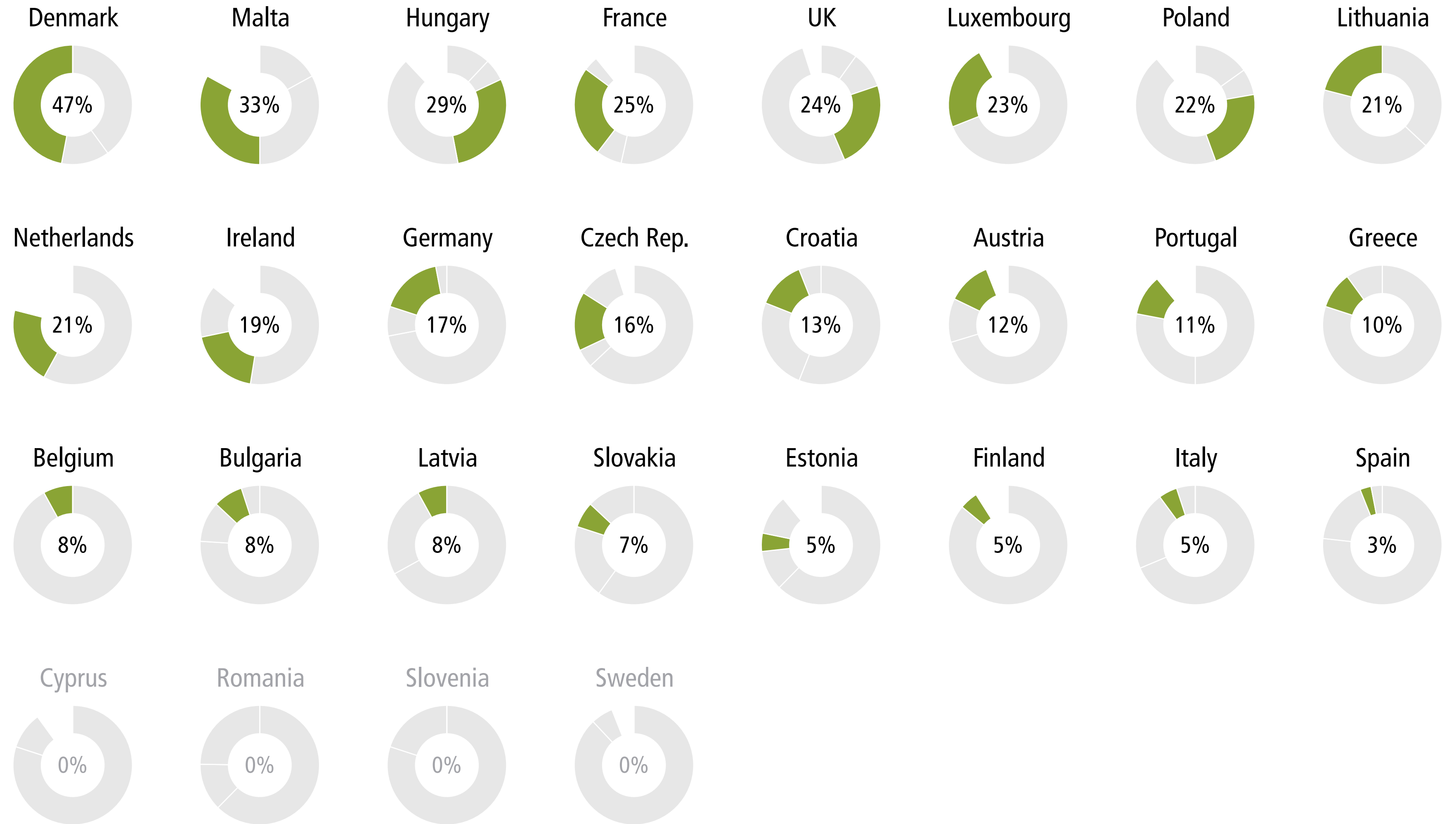
Q10

“Which level of decision-making would your government prefer for the following list of European policy projects?”

All four actor levels



Countries	Policies
	All policies
	Single fiscal policy & Eurozone governance
	Fully completed single market
	Common social policy
	Common digital policy
	Common energy policy
	Single climate policy
	Integrated foreign and security policy
	Common policy in justice & home affairs
	Common immigration and asylum policy
	Common development assistance policy
	Common border police and coast guard
	Common defence structures
	Common China policy
	<b>Common USA policy</b>
	Common Russia policy
	Common Ukraine policy
	Common Syria policy
	Common MENA policy
	Policies & Partners Overview
	<b>Preferred Actor Level</b>
	Preferred Actor Level (Public View)
	Priorities and Favoured Partners

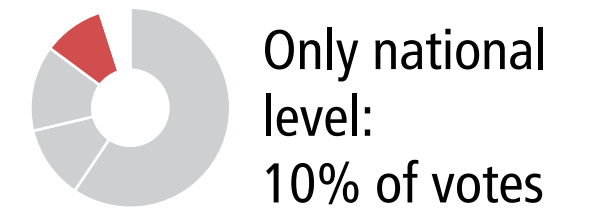
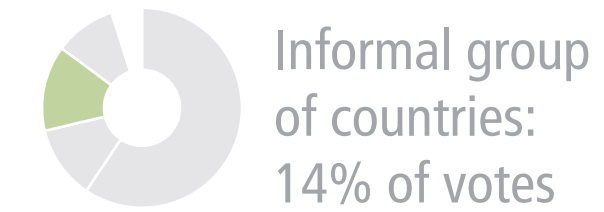
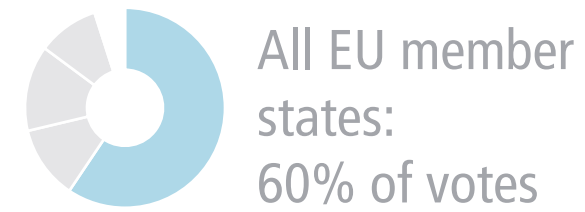


# Preferred Actor Level Common USA policy

Q10

“Which level of decision-making would your government prefer for the following list of European policy projects?”

All four actor levels



Countries **Policies**

All policies

Single fiscal policy & Eurozone governance

Fully completed single market

Common social policy

Common digital policy

Common energy policy

Single climate policy

Integrated foreign and security policy

Common policy in justice & home affairs

Common immigration and asylum policy

Common development assistance policy

Common border police and coast guard

Common defence structures

Common China policy

**Common USA policy**

Common Russia policy

Common Ukraine policy

Common Syria policy

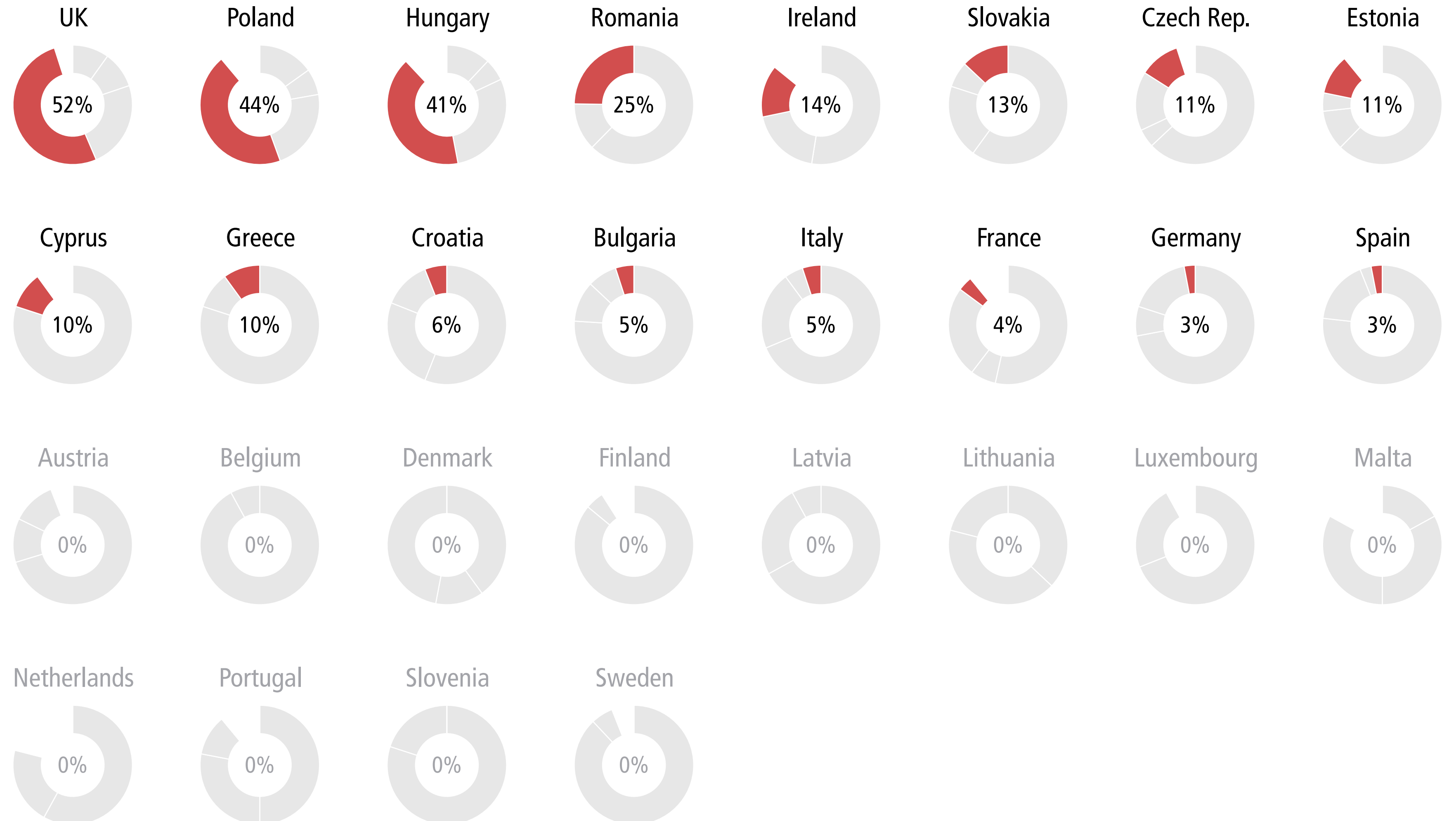
Common MENA policy

Policies & Partners Overview

**Preferred Actor Level**

Preferred Actor Level (Public View)

Priorities and Favoured Partners

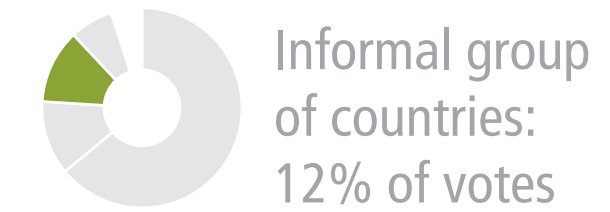
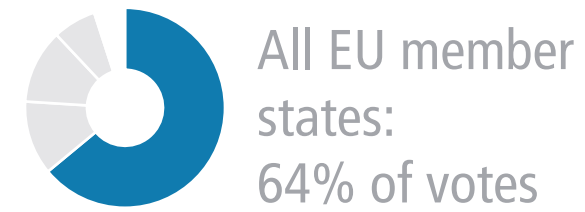


# Preferred Actor Level Common Russia policy

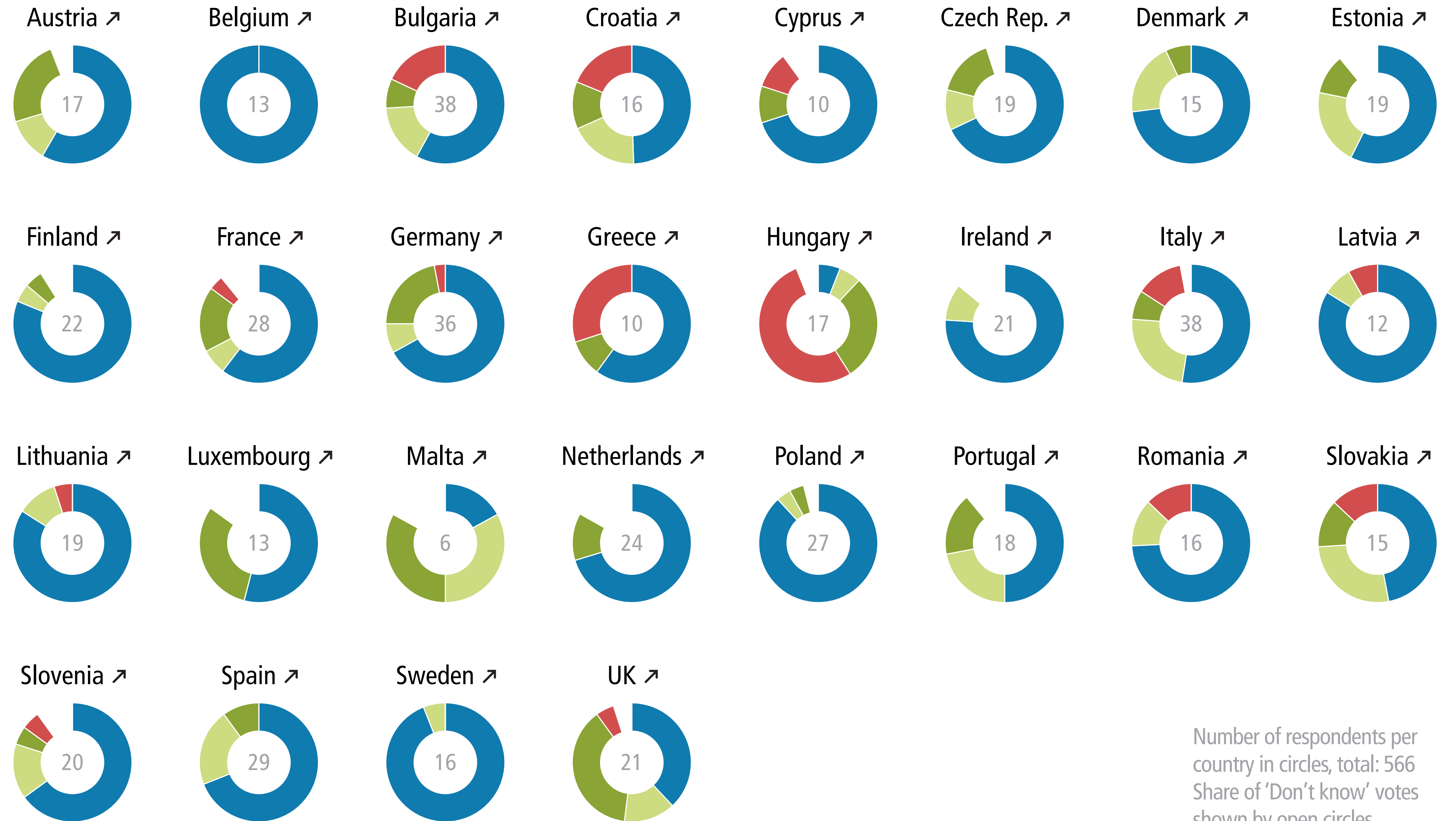
Q10

“Which level of decision-making would your government prefer for the following list of European policy projects?”

All four actor levels



Countries	Policies
	All policies
	Single fiscal policy & Eurozone governance
	Fully completed single market
	Common social policy
	Common digital policy
	Common energy policy
	Single climate policy
	Integrated foreign and security policy
	Common policy in justice & home affairs
	Common immigration and asylum policy
	Common development assistance policy
	Common border police and coast guard
	Common defence structures
	Common China policy
	Common USA policy
	<b>Common Russia policy</b>
	Common Ukraine policy
	Common Syria policy
	Common MENA policy
	Policies & Partners Overview
	<b>Preferred Actor Level</b>
	Preferred Actor Level (Public View)
	Priorities and Favoured Partners



Number of respondents per country in circles, total: 566  
Share of 'Don't know' votes shown by open circles

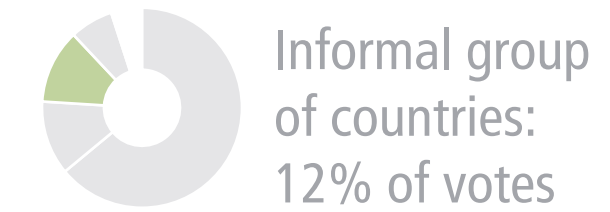
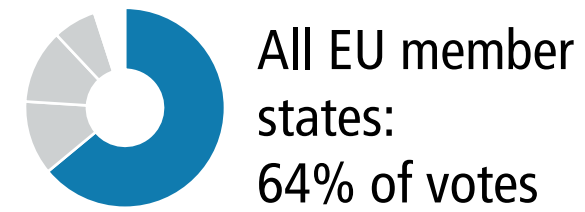


# Preferred Actor Level Common Russia policy

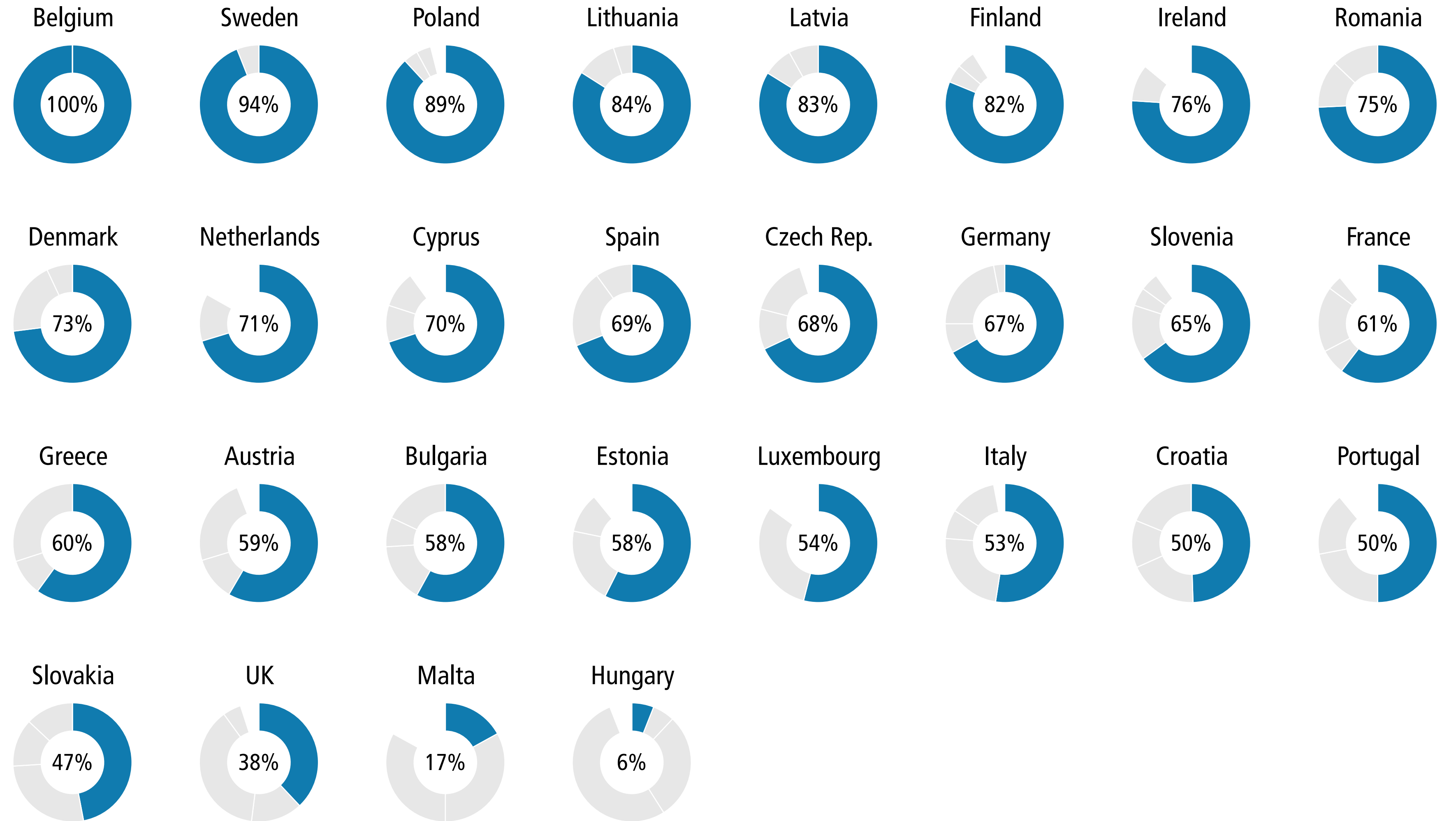
Q10

“Which level of decision-making would your government prefer for the following list of European policy projects?”

All four actor levels



Countries	Policies
	All policies
	Single fiscal policy & Eurozone governance
	Fully completed single market
	Common social policy
	Common digital policy
	Common energy policy
	Single climate policy
	Integrated foreign and security policy
	Common policy in justice & home affairs
	Common immigration and asylum policy
	Common development assistance policy
	Common border police and coast guard
	Common defence structures
	Common China policy
	Common USA policy
	<b>Common Russia policy</b>
	Common Ukraine policy
	Common Syria policy
	Common MENA policy
	Policies & Partners Overview
	<b>Preferred Actor Level</b>
	Preferred Actor Level (Public View)
	Priorities and Favoured Partners



# Preferred Actor Level Common Russia policy

Q10

“Which level of decision-making would your government prefer for the following list of European policy projects?”

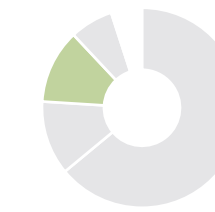
All four actor levels



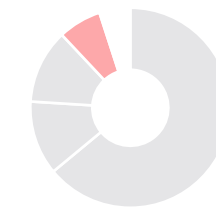
All EU member states: 64% of votes



Treaty based group of countries: 12% of votes



Informal group of countries: 12% of votes



Only national level: 7% of votes

Countries **Policies**

All policies

Single fiscal policy & Eurozone governance

Fully completed single market

Common social policy

Common digital policy

Common energy policy

Single climate policy

Integrated foreign and security policy

Common policy in justice & home affairs

Common immigration and asylum policy

Common development assistance policy

Common border police and coast guard

Common defence structures

Common China policy

Common USA policy

**Common Russia policy**

Common Ukraine policy

Common Syria policy

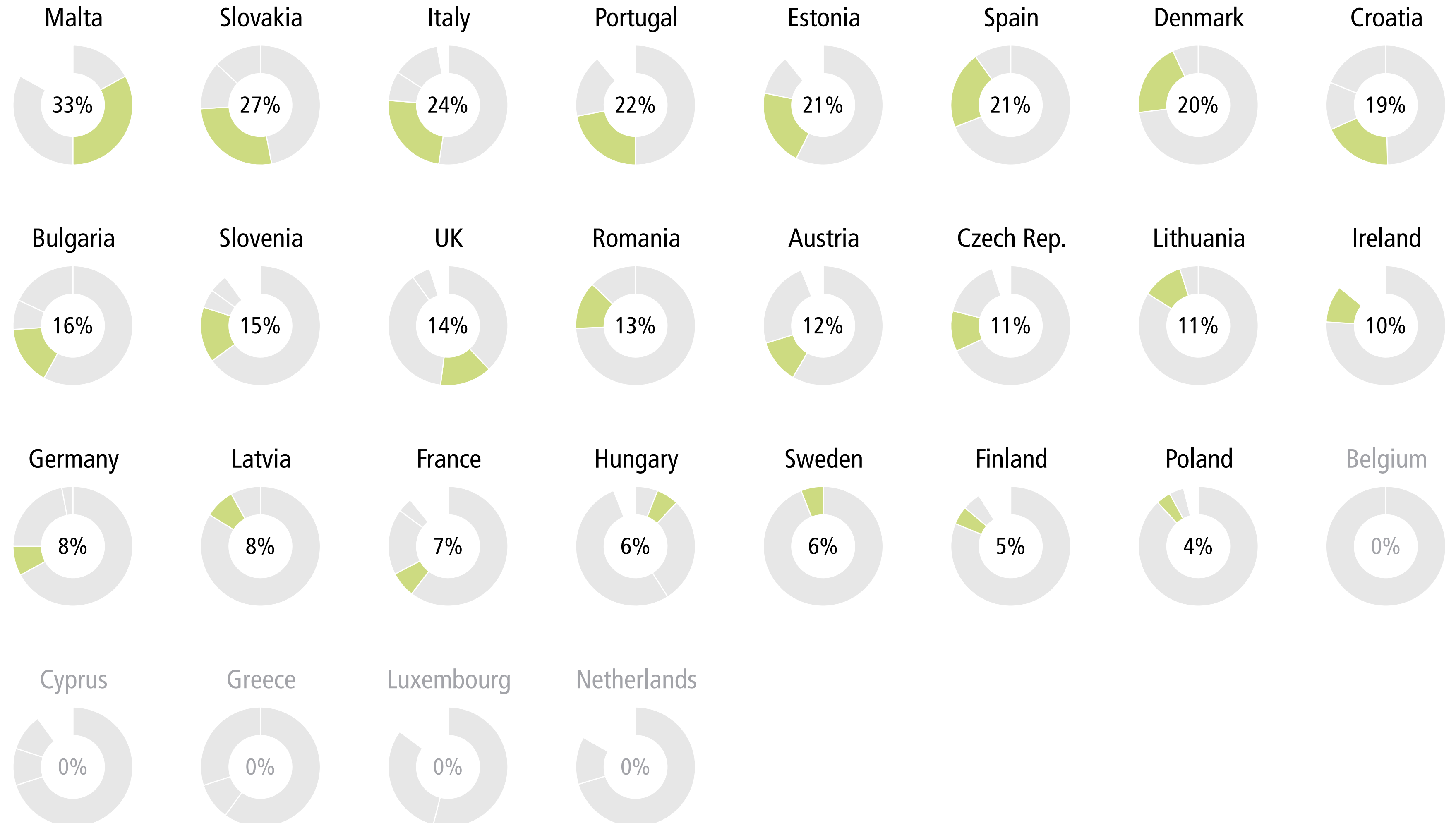
Common MENA policy

Policies & Partners Overview

**Preferred Actor Level**

Preferred Actor Level (Public View)

Priorities and Favoured Partners

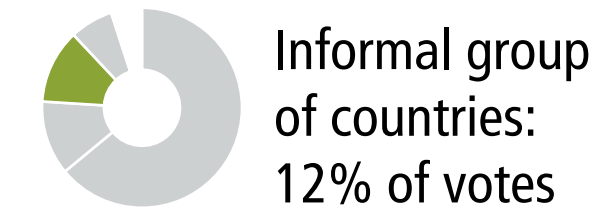



# Preferred Actor Level Common Russia policy

Q10

“Which level of decision-making would your government prefer for the following list of European policy projects?”

All four actor levels



Countries **Policies**

All policies

Single fiscal policy & Eurozone governance

Fully completed single market

Common social policy

Common digital policy

Common energy policy

Single climate policy

Integrated foreign and security policy

Common policy in justice & home affairs

Common immigration and asylum policy

Common development assistance policy

Common border police and coast guard

Common defence structures

Common China policy

Common USA policy

**Common Russia policy**

Common Ukraine policy

Common Syria policy

Common MENA policy

Policies & Partners Overview

**Preferred Actor Level**

Preferred Actor Level (Public View)

Priorities and Favoured Partners



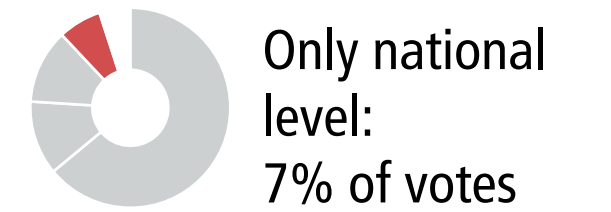
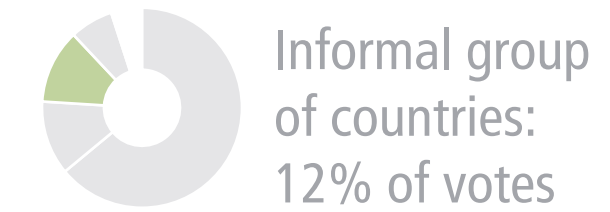



# Preferred Actor Level Common Russia policy

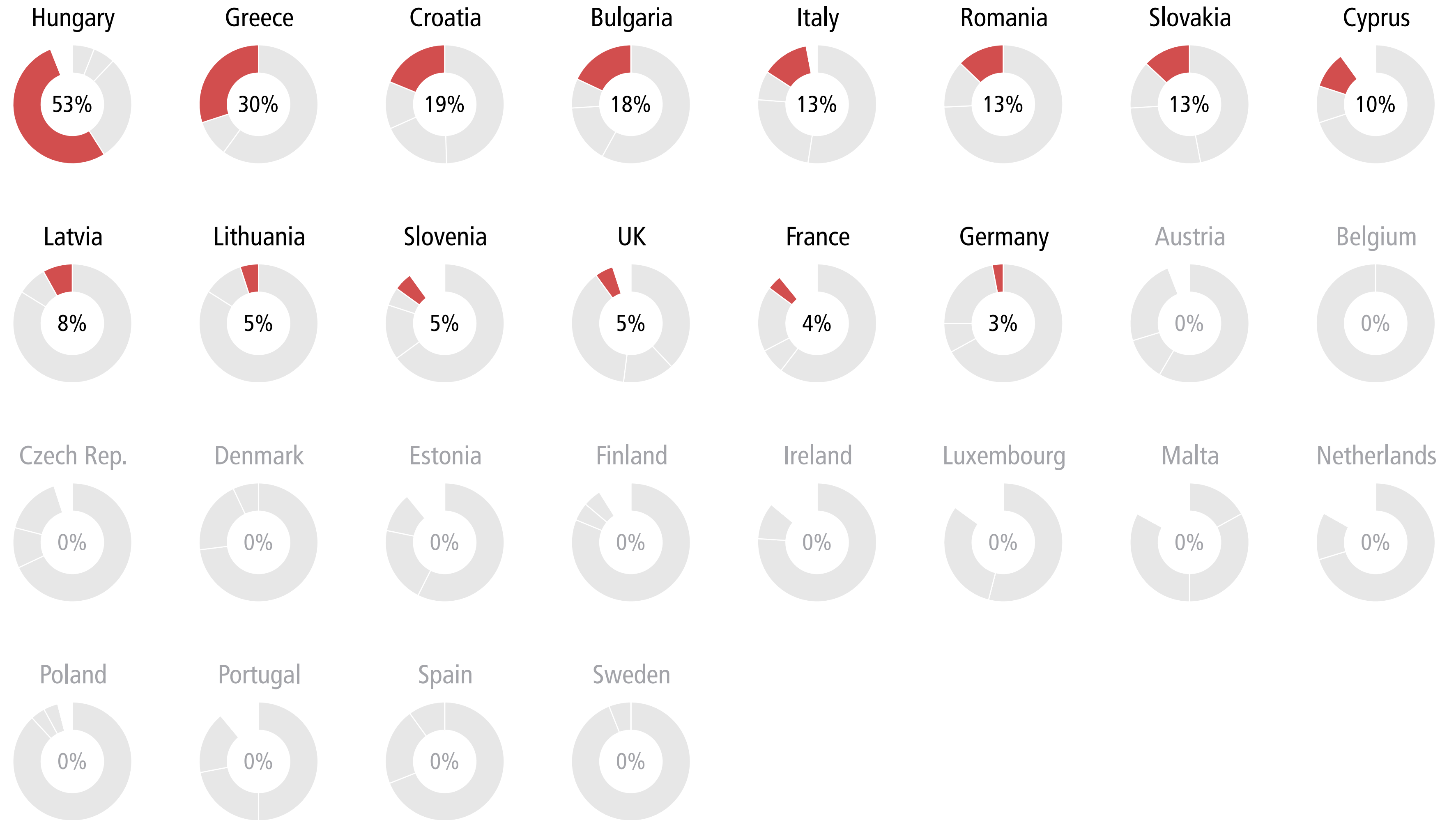
Q10

“Which level of decision-making would your government prefer for the following list of European policy projects?”

All four actor levels



Countries	Policies
	All policies
	Single fiscal policy & Eurozone governance
	Fully completed single market
	Common social policy
	Common digital policy
	Common energy policy
	Single climate policy
	Integrated foreign and security policy
	Common policy in justice & home affairs
	Common immigration and asylum policy
	Common development assistance policy
	Common border police and coast guard
	Common defence structures
	Common China policy
	Common USA policy
	<b>Common Russia policy</b>
	Common Ukraine policy
	Common Syria policy
	Common MENA policy
	Policies & Partners Overview
	<b>Preferred Actor Level</b>
	Preferred Actor Level (Public View)
	Priorities and Favoured Partners

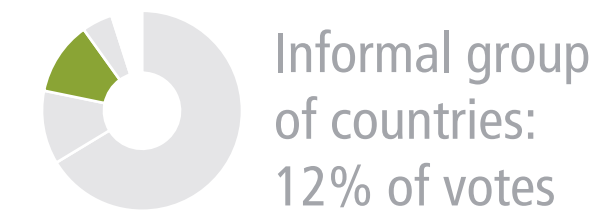
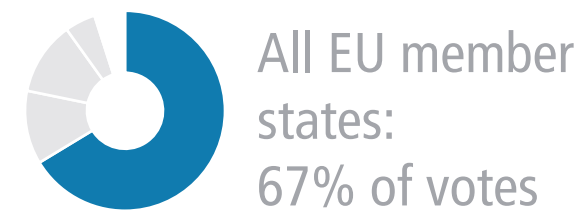


# Preferred Actor Level Common Ukraine policy

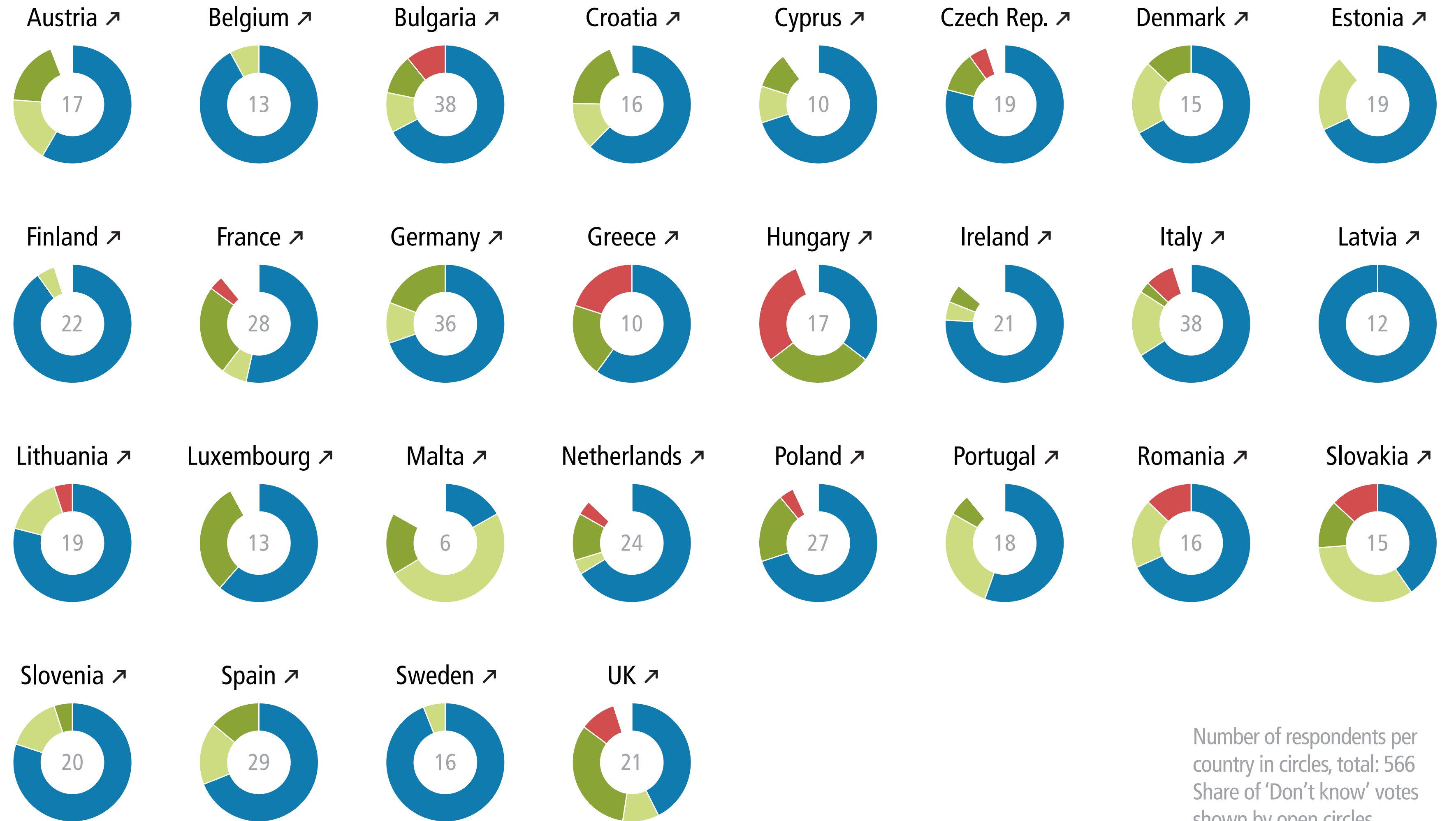
Q10

“Which level of decision-making would your government prefer for the following list of European policy projects?”

All four actor levels



Countries	Policies
	All policies
	Single fiscal policy & Eurozone governance
	Fully completed single market
	Common social policy
	Common digital policy
	Common energy policy
	Single climate policy
	Integrated foreign and security policy
	Common policy in justice & home affairs
	Common immigration and asylum policy
	Common development assistance policy
	Common border police and coast guard
	Common defence structures
	Common China policy
	Common USA policy
	Common Russia policy
	<b>Common Ukraine policy</b>
	Common Syria policy
	Common MENA policy
	Policies & Partners Overview
	<b>Preferred Actor Level</b>
	Preferred Actor Level (Public View)
	Priorities and Favoured Partners



Number of respondents per country in circles, total: 566  
Share of 'Don't know' votes shown by open circles

# Preferred Actor Level Common Ukraine policy

Q10

“Which level of decision-making would your government prefer for the following list of European policy projects?”

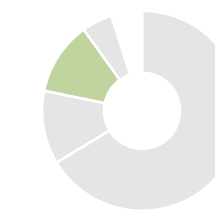
All four actor levels



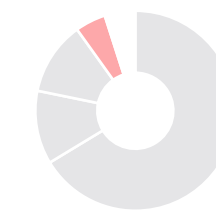
All EU member states: 67% of votes



Treaty based group of countries: 12% of votes

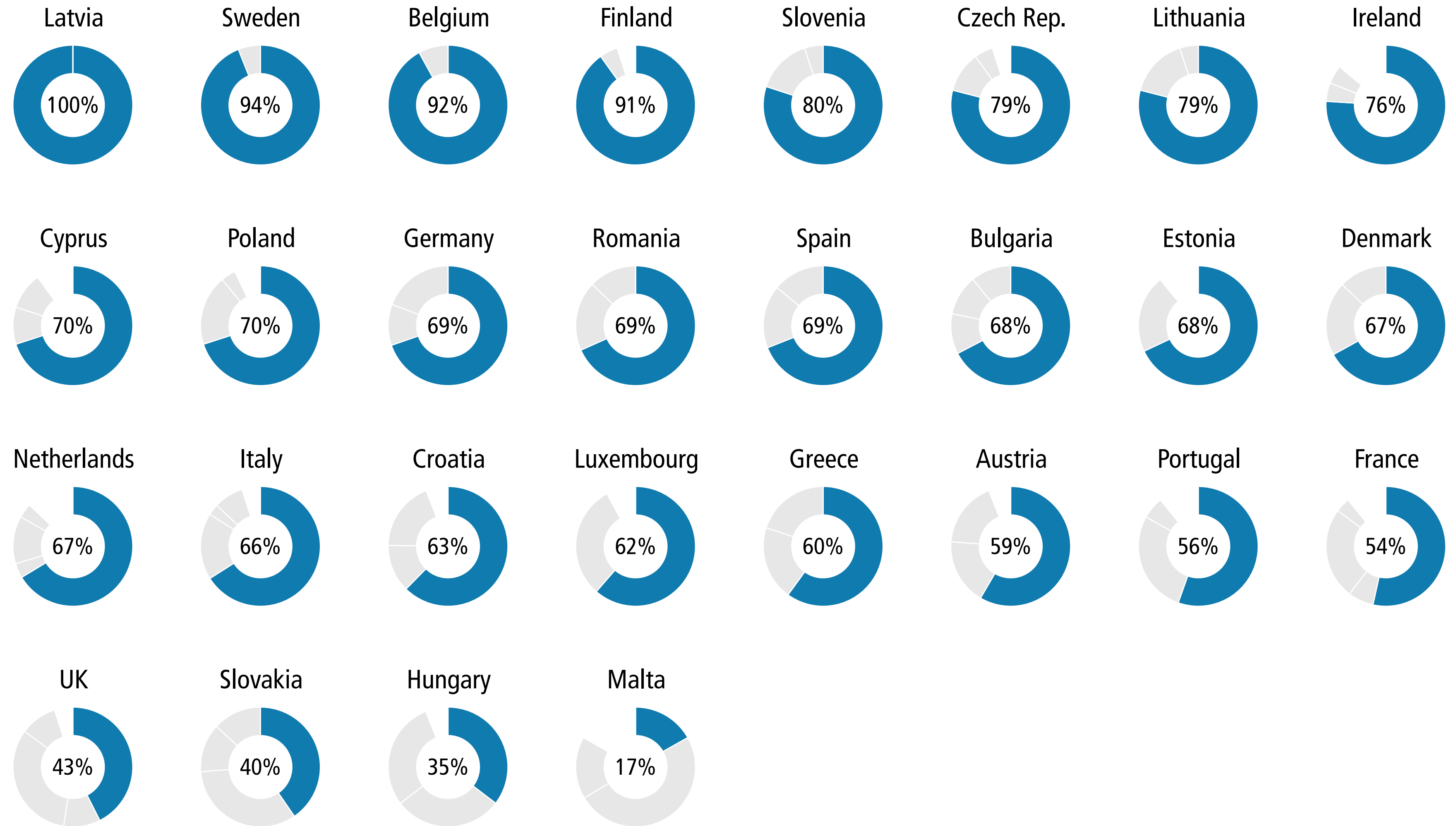


Informal group of countries: 12% of votes



Only national level: 5% of votes

Countries	Policies
All policies	Single fiscal policy & Eurozone governance
	Fully completed single market
	Common social policy
	Common digital policy
	Common energy policy
	Single climate policy
	Integrated foreign and security policy
	Common policy in justice & home affairs
	Common immigration and asylum policy
	Common development assistance policy
	Common border police and coast guard
	Common defence structures
	Common China policy
	Common USA policy
	Common Russia policy
<b>Common Ukraine policy</b>	
Common Syria policy	
Common MENA policy	
Policies & Partners Overview	
<b>Preferred Actor Level</b>	
Preferred Actor Level (Public View)	
Priorities and Favoured Partners	





# Preferred Actor Level Common Ukraine policy

Q10

“Which level of decision-making would your government prefer for the following list of European policy projects?”

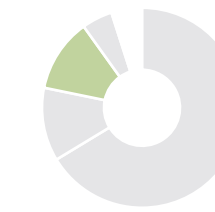
All four actor levels



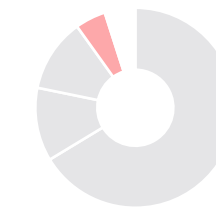
All EU member states: 67% of votes



Treaty based group of countries: 12% of votes

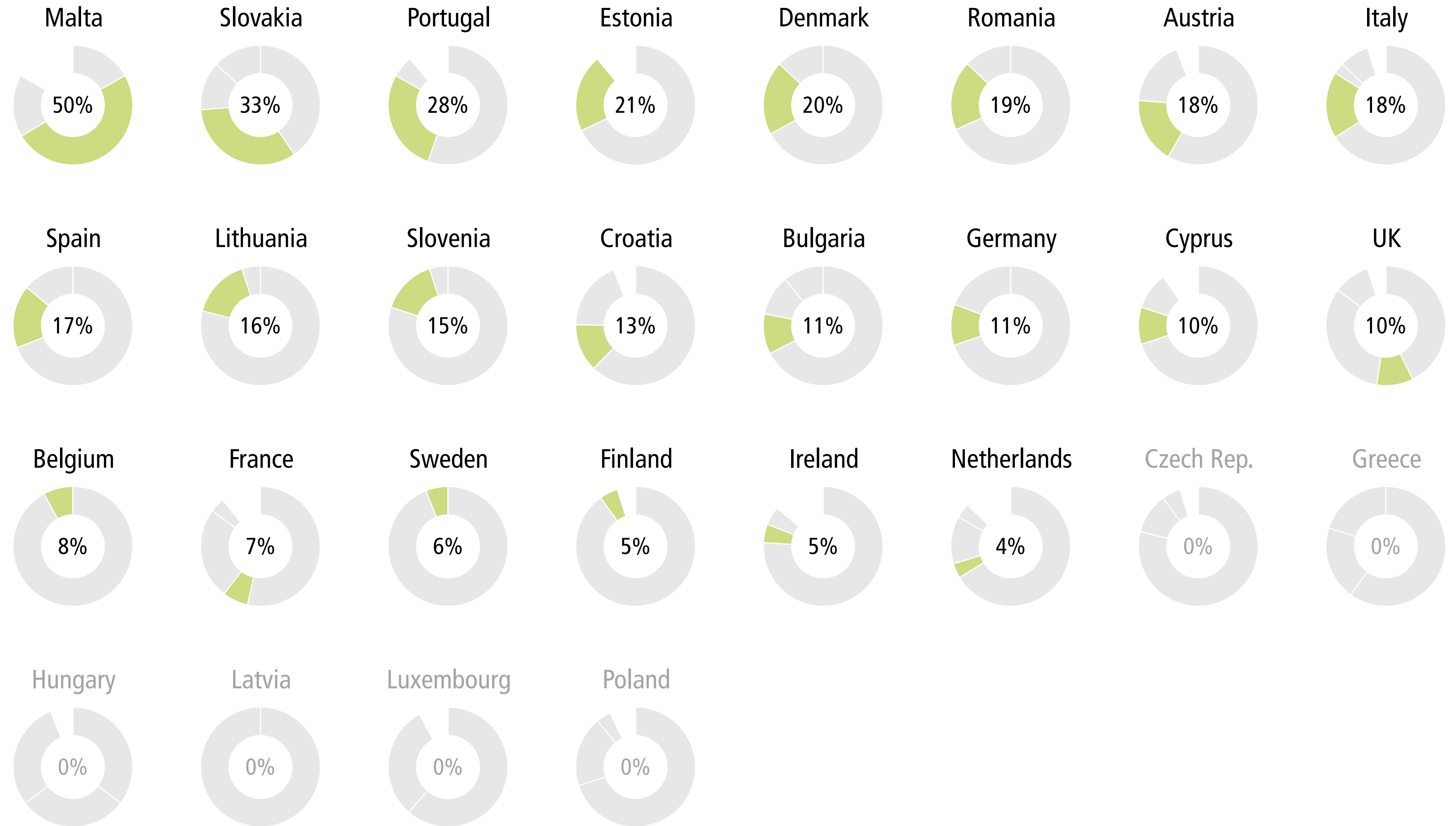


Informal group of countries: 12% of votes



Only national level: 5% of votes

Countries	Policies
	All policies
	Single fiscal policy & Eurozone governance
	Fully completed single market
	Common social policy
	Common digital policy
	Common energy policy
	Single climate policy
	Integrated foreign and security policy
	Common policy in justice & home affairs
	Common immigration and asylum policy
	Common development assistance policy
	Common border police and coast guard
	Common defence structures
	Common China policy
	Common USA policy
	Common Russia policy
	<b>Common Ukraine policy</b>
	Common Syria policy
	Common MENA policy
	Policies & Partners Overview
	<b>Preferred Actor Level</b>
	Preferred Actor Level (Public View)
	Priorities and Favoured Partners



# Preferred Actor Level Common Ukraine policy

Q10

“Which level of decision-making would your government prefer for the following list of European policy projects?”

All four actor levels



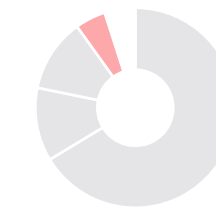
All EU member states: 67% of votes



Treaty based group of countries: 12% of votes



Informal group of countries: 12% of votes



Only national level: 5% of votes

Countries **Policies**

All policies

Single fiscal policy & Eurozone governance

Fully completed single market

Common social policy

Common digital policy

Common energy policy

Single climate policy

Integrated foreign and security policy

Common policy in justice & home affairs

Common immigration and asylum policy

Common development assistance policy

Common border police and coast guard

Common defence structures

Common China policy

Common USA policy

Common Russia policy

**Common Ukraine policy**

Common Syria policy

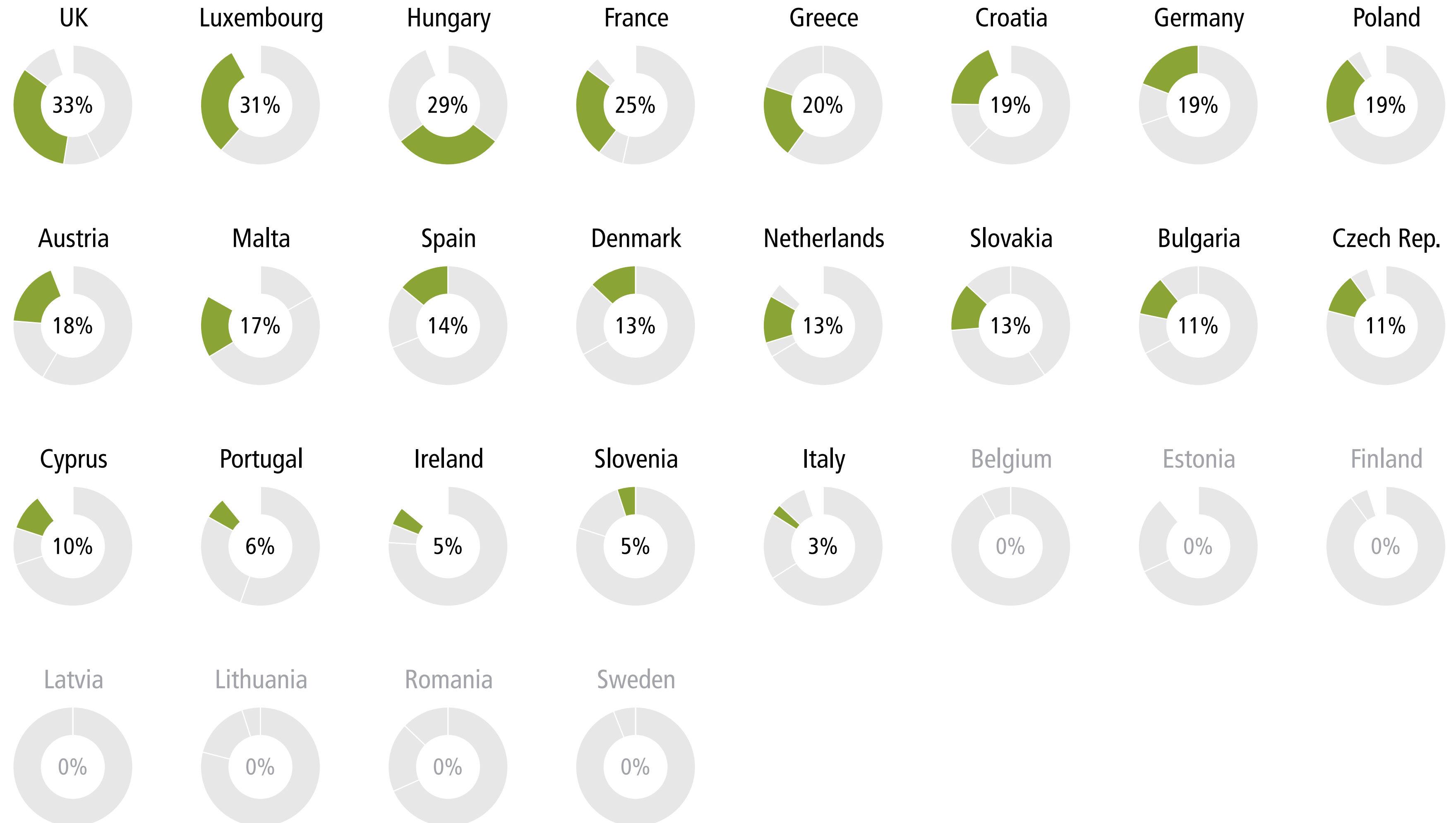
Common MENA policy

Policies & Partners Overview

**Preferred Actor Level**

Preferred Actor Level (Public View)

Priorities and Favoured Partners

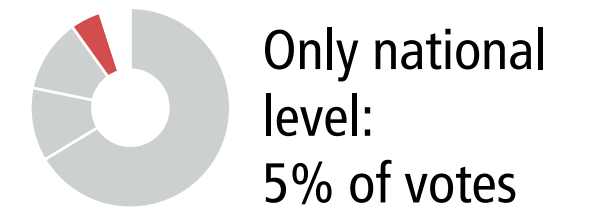
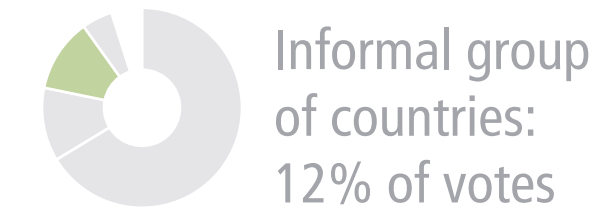



# Preferred Actor Level Common Ukraine policy

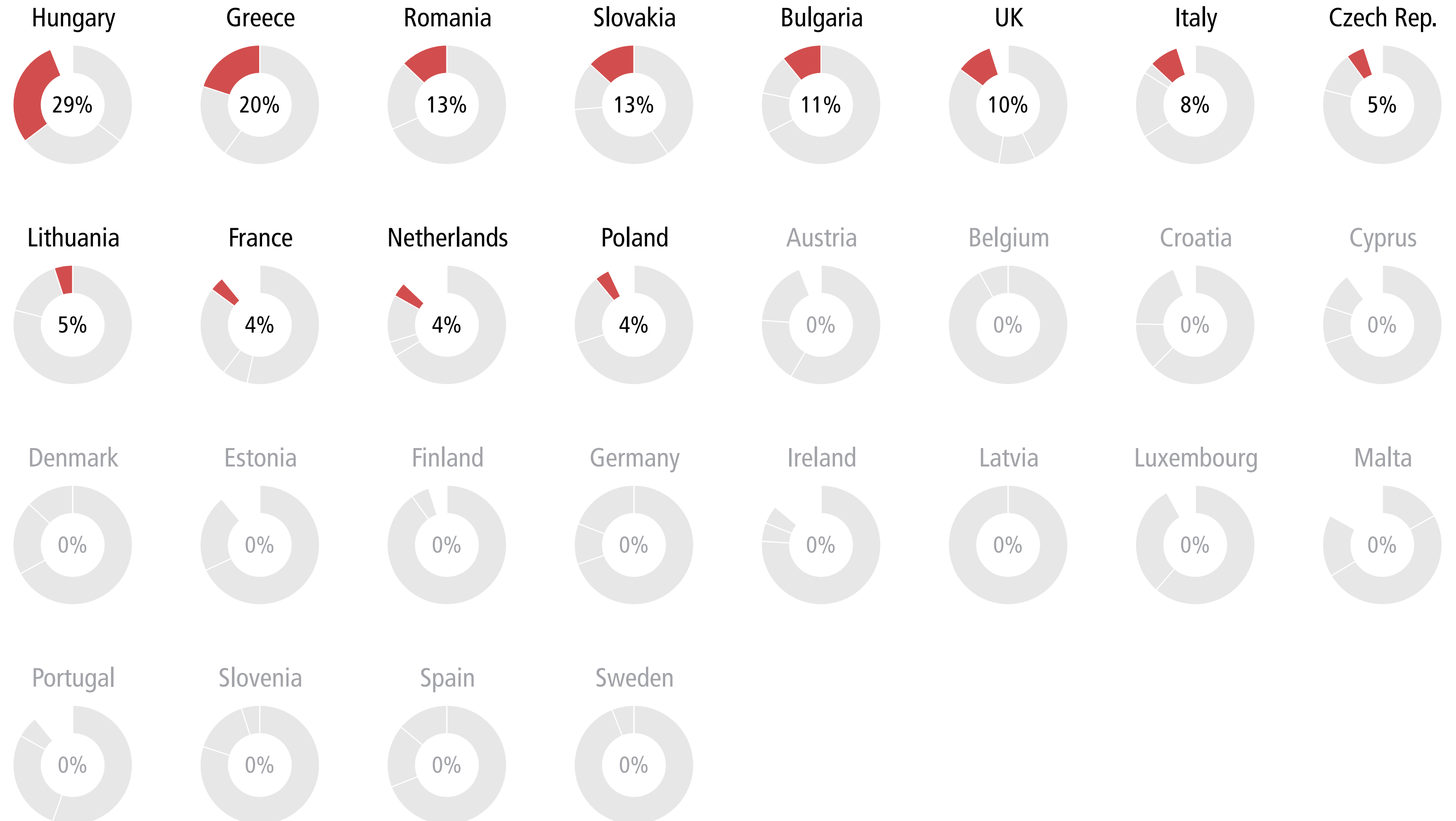
Q10

“Which level of decision-making would your government prefer for the following list of European policy projects?”

All four actor levels



Countries	Policies
	All policies
	Single fiscal policy & Eurozone governance
	Fully completed single market
	Common social policy
	Common digital policy
	Common energy policy
	Single climate policy
	Integrated foreign and security policy
	Common policy in justice & home affairs
	Common immigration and asylum policy
	Common development assistance policy
	Common border police and coast guard
	Common defence structures
	Common China policy
	Common USA policy
	Common Russia policy
	<b>Common Ukraine policy</b>
	Common Syria policy
	Common MENA policy
	Policies & Partners Overview
	<b>Preferred Actor Level</b>
	Preferred Actor Level (Public View)
	Priorities and Favoured Partners



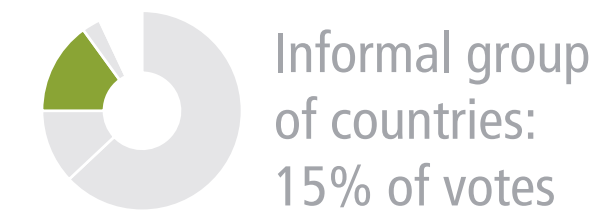
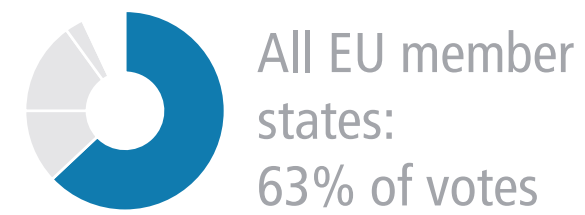


# Preferred Actor Level Common Syria policy

Q10

“Which level of decision-making would your government prefer for the following list of European policy projects?”

All four actor levels



Countries **Policies**

All policies

Single fiscal policy & Eurozone governance

Fully completed single market

Common social policy

Common digital policy

Common energy policy

Single climate policy

Integrated foreign and security policy

Common policy in justice & home affairs

Common immigration and asylum policy

Common development assistance policy

Common border police and coast guard

Common defence structures

Common China policy

Common USA policy

Common Russia policy

Common Ukraine policy

**Common Syria policy**

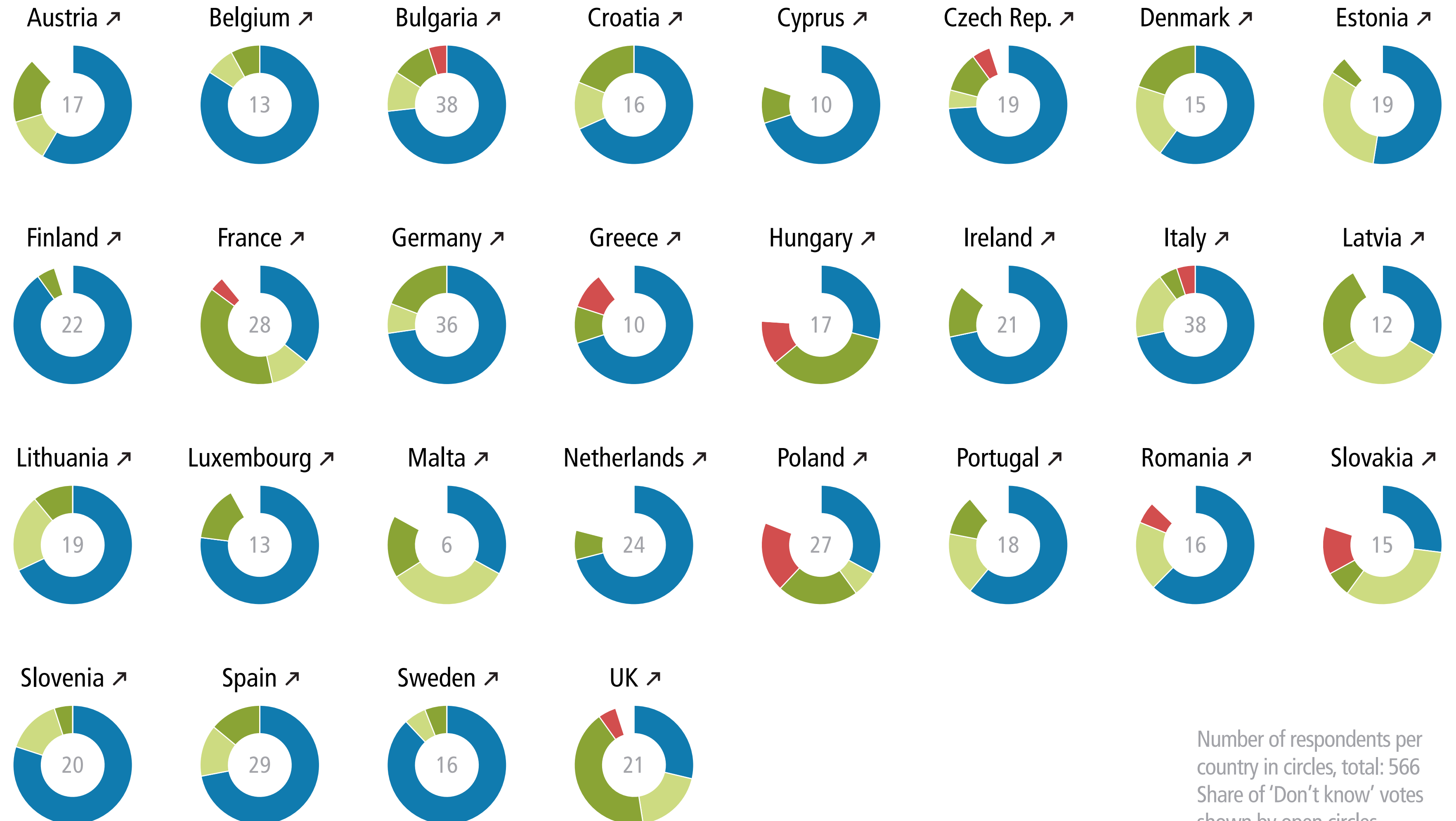
Common MENA policy

Policies & Partners Overview

**Preferred Actor Level**

Preferred Actor Level (Public View)

Priorities and Favoured Partners



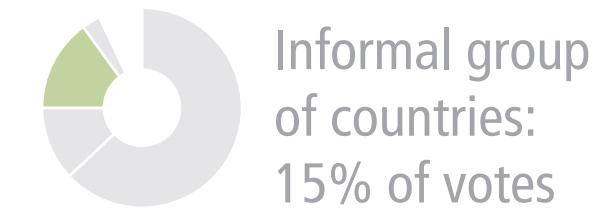
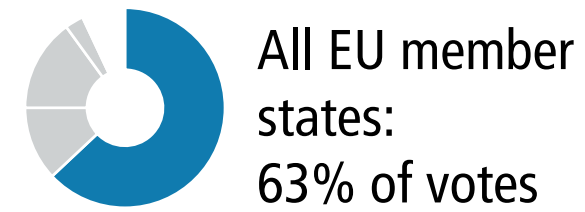
Number of respondents per country in circles, total: 566  
Share of 'Don't know' votes shown by open circles

# Preferred Actor Level Common Syria policy

Q10

“Which level of decision-making would your government prefer for the following list of European policy projects?”

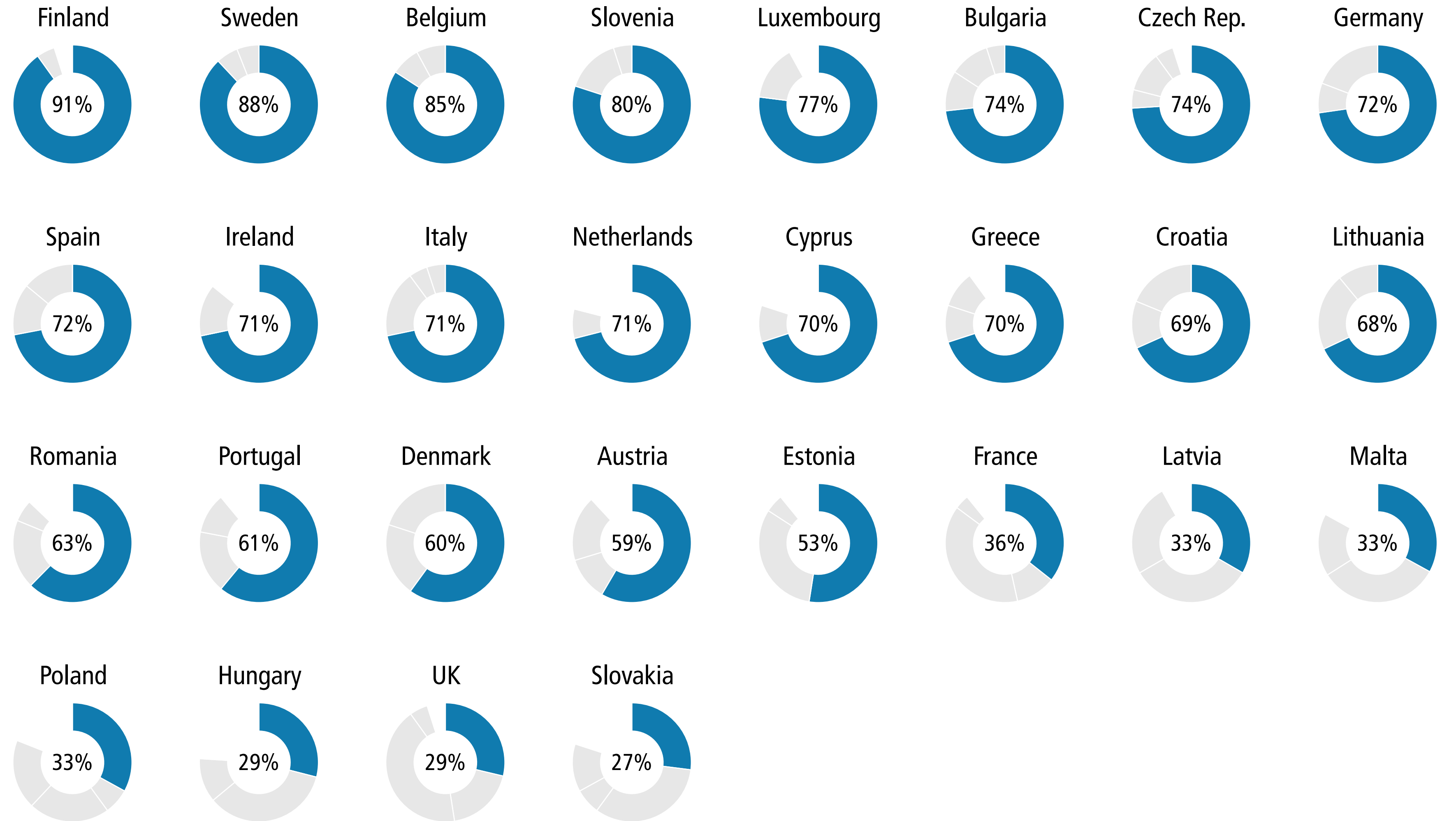
All four actor levels



Countries **Policies**

- All policies
- Single fiscal policy & Eurozone governance
- Fully completed single market
- Common social policy
- Common digital policy
- Common energy policy
- Single climate policy
- Integrated foreign and security policy
- Common policy in justice & home affairs
- Common immigration and asylum policy
- Common development assistance policy
- Common border police and coast guard
- Common defence structures
- Common China policy
- Common USA policy
- Common Russia policy
- Common Ukraine policy
- Common Syria policy**
- Common MENA policy

- Policies & Partners Overview
- Preferred Actor Level**
- Preferred Actor Level (Public View)
- Priorities and Favoured Partners



# Preferred Actor Level Common Syria policy

Q10

“Which level of decision-making would your government prefer for the following list of European policy projects?”

All four actor levels



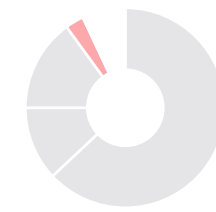
All EU member states: 63% of votes



Treaty based group of countries: 12% of votes

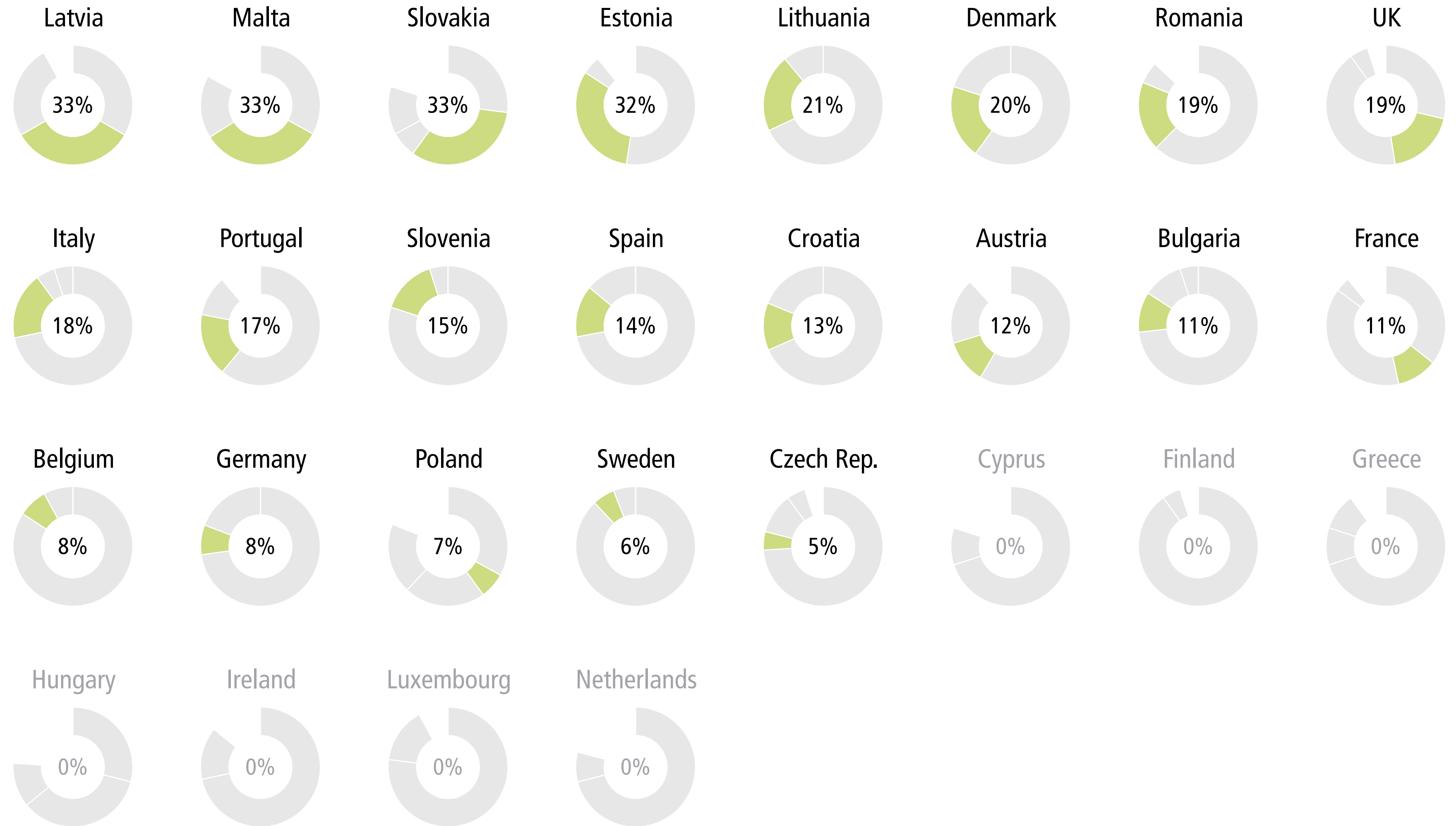


Informal group of countries: 15% of votes



Only national level: 3% of votes

Countries	Policies
	All policies
	Single fiscal policy & Eurozone governance
	Fully completed single market
	Common social policy
	Common digital policy
	Common energy policy
	Single climate policy
	Integrated foreign and security policy
	Common policy in justice & home affairs
	Common immigration and asylum policy
	Common development assistance policy
	Common border police and coast guard
	Common defence structures
	Common China policy
	Common USA policy
	Common Russia policy
	Common Ukraine policy
	<b>Common Syria policy</b>
	Common MENA policy
	Policies & Partners Overview
	<b>Preferred Actor Level</b>
	Preferred Actor Level (Public View)
	Priorities and Favoured Partners



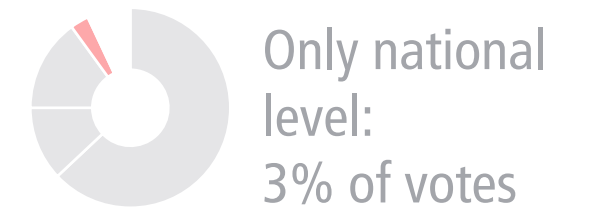
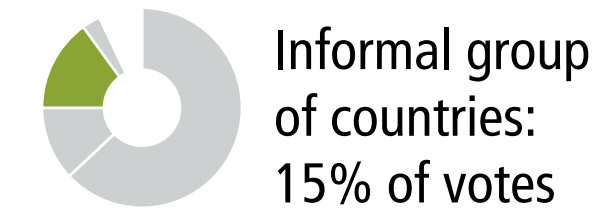



# Preferred Actor Level Common Syria policy

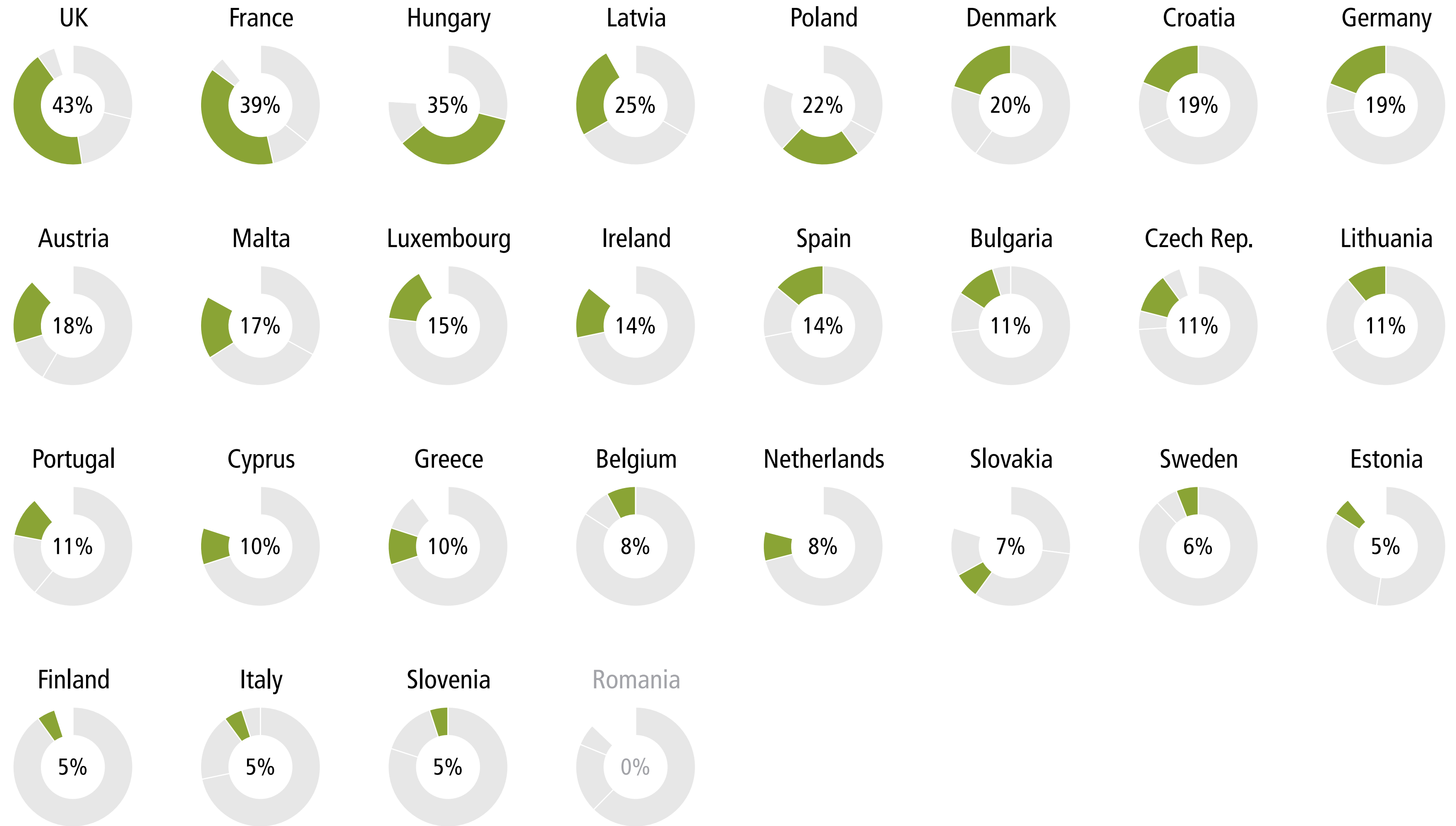
Q10

“Which level of decision-making would your government prefer for the following list of European policy projects?”

All four actor levels



Countries	Policies
	All policies
	Single fiscal policy & Eurozone governance
	Fully completed single market
	Common social policy
	Common digital policy
	Common energy policy
	Single climate policy
	Integrated foreign and security policy
	Common policy in justice & home affairs
	Common immigration and asylum policy
	Common development assistance policy
	Common border police and coast guard
	Common defence structures
	Common China policy
	Common USA policy
	Common Russia policy
	Common Ukraine policy
	<b>Common Syria policy</b>
	Common MENA policy
	Policies & Partners Overview
	<b>Preferred Actor Level</b>
	Preferred Actor Level (Public View)
	Priorities and Favoured Partners



# Preferred Actor Level Common Syria policy

Q10

“Which level of decision-making would your government prefer for the following list of European policy projects?”

All four actor levels



All EU member states: 63% of votes



Treaty based group of countries: 12% of votes

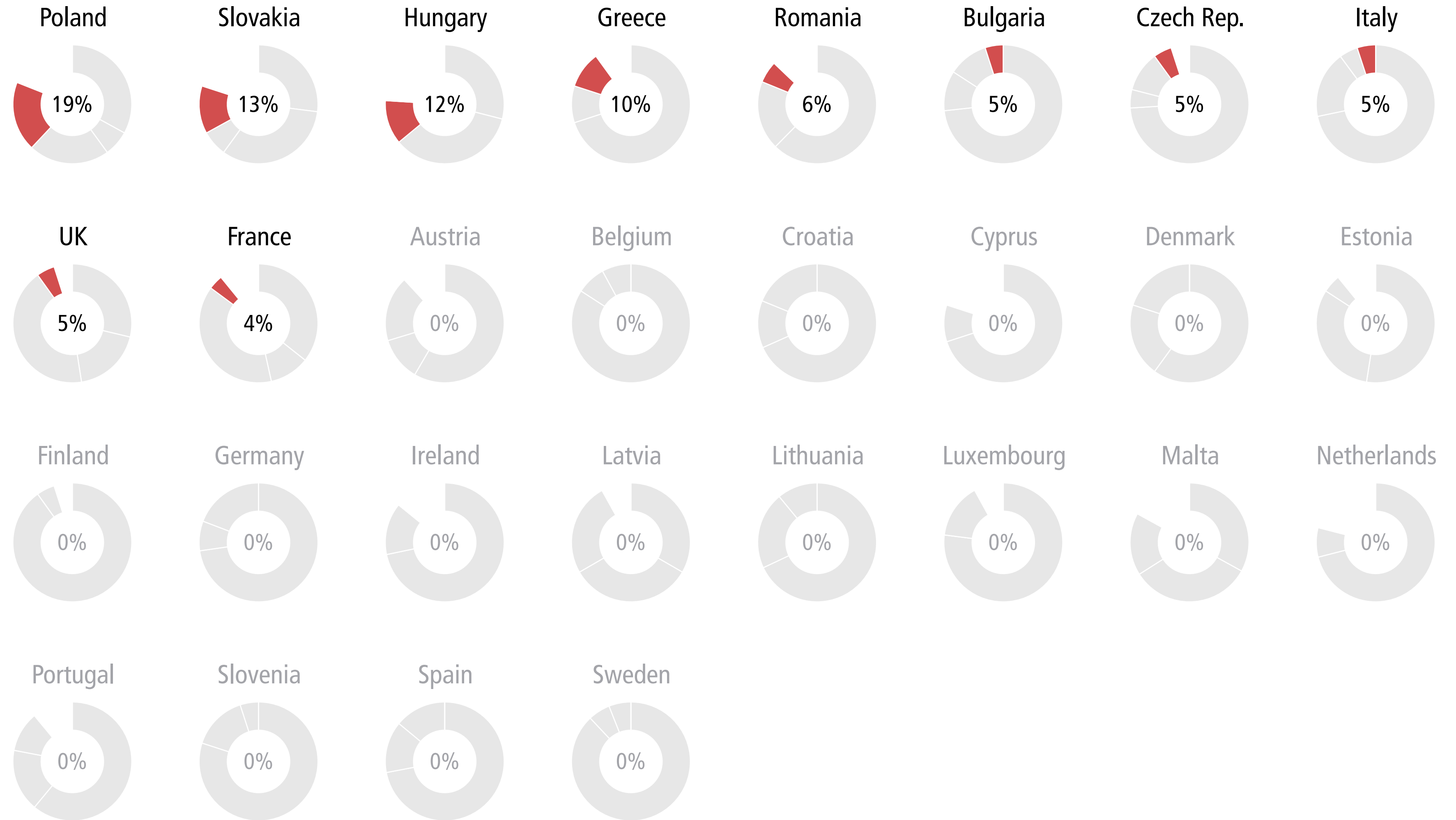


Informal group of countries: 15% of votes



Only national level: 3% of votes

Countries	Policies
All policies	Single fiscal policy & Eurozone governance
	Fully completed single market
	Common social policy
	Common digital policy
	Common energy policy
	Single climate policy
	Integrated foreign and security policy
	Common policy in justice & home affairs
	Common immigration and asylum policy
	Common development assistance policy
Common Syria policy	Common border police and coast guard
	Common defence structures
	Common China policy
	Common USA policy
	Common Russia policy
Common Syria policy	Common Ukraine policy
	Common Syria policy
	Common MENA policy
	Common Syria policy
Policies & Partners Overview	Common Syria policy
	Common Syria policy
	Common Syria policy
	Common Syria policy
Preferred Actor Level	Common Syria policy
	Common Syria policy
	Common Syria policy
	Common Syria policy
Preferred Actor Level (Public View)	Common Syria policy
	Common Syria policy
	Common Syria policy
	Common Syria policy
Priorities and Favoured Partners	Common Syria policy
	Common Syria policy
	Common Syria policy
	Common Syria policy

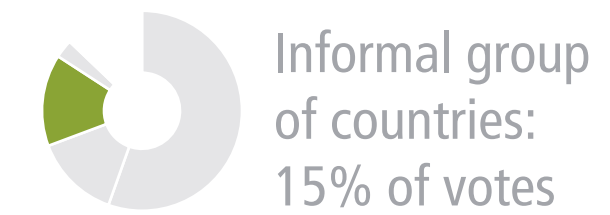



# Preferred Actor Level Common MENA policy

Q10

“Which level of decision-making would your government prefer for the following list of European policy projects?”

All four actor levels



Countries **Policies**

All policies

Single fiscal policy & Eurozone governance

Fully completed single market

Common social policy

Common digital policy

Common energy policy

Single climate policy

Integrated foreign and security policy

Common policy in justice & home affairs

Common immigration and asylum policy

Common development assistance policy

Common border police and coast guard

Common defence structures

Common China policy

Common USA policy

Common Russia policy

Common Ukraine policy

Common Syria policy

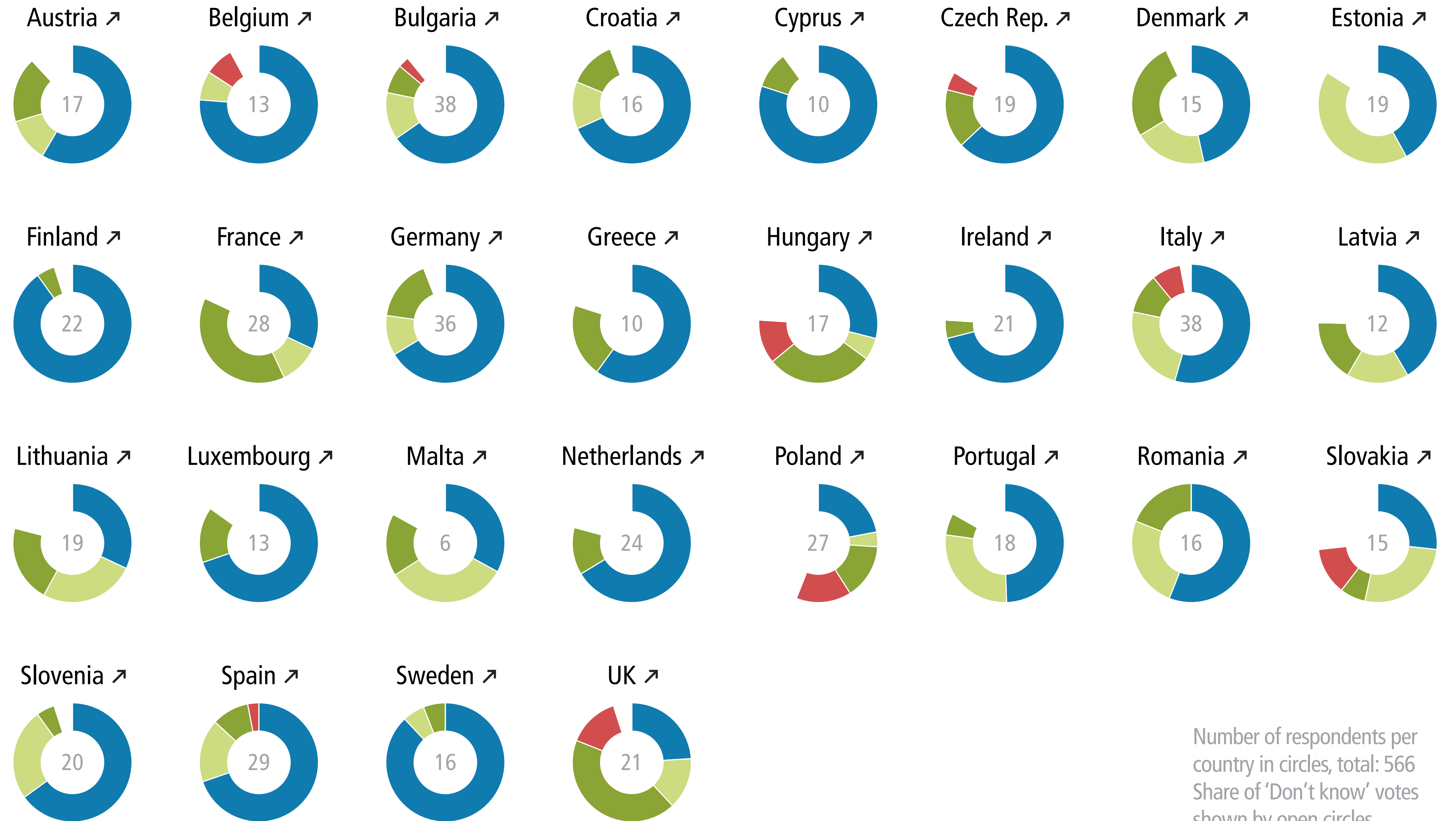
**Common MENA policy**

Policies & Partners Overview

**Preferred Actor Level**

Preferred Actor Level (Public View)

Priorities and Favoured Partners



Number of respondents per country in circles, total: 566  
Share of 'Don't know' votes shown by open circles



# Preferred Actor Level Common MENA policy

Q10

“Which level of decision-making would your government prefer for the following list of European policy projects?”

All four actor levels



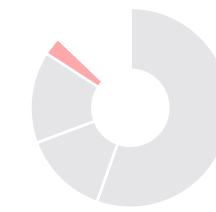
All EU member states: 56% of votes



Treaty based group of countries: 14% of votes

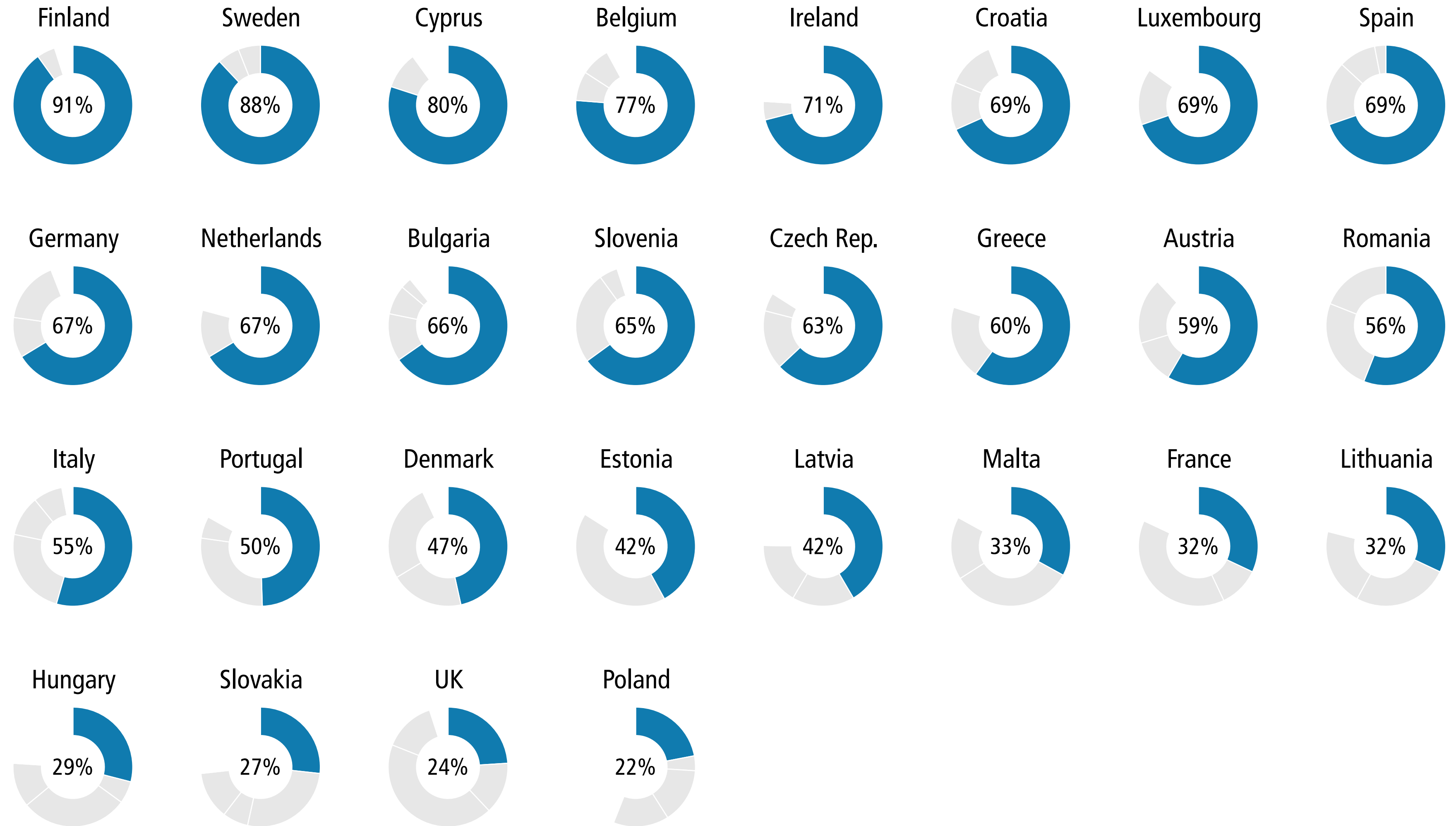


Informal group of countries: 15% of votes



Only national level: 3% of votes

Countries	Policies
All policies	Single fiscal policy & Eurozone governance
	Fully completed single market
	Common social policy
	Common digital policy
	Common energy policy
	Single climate policy
	Integrated foreign and security policy
	Common policy in justice & home affairs
	Common immigration and asylum policy
	Common development assistance policy
	Common border police and coast guard
	Common defence structures
	Common China policy
	Common USA policy
	Common Russia policy
	Common Ukraine policy
Common Syria policy	
Common MENA policy	
Policies & Partners Overview	
Preferred Actor Level	
Preferred Actor Level (Public View)	
Priorities and Favoured Partners	



# Preferred Actor Level Common MENA policy

Q10

“Which level of decision-making would your government prefer for the following list of European policy projects?”

All four actor levels



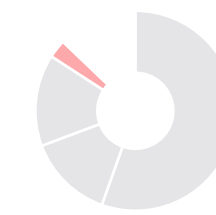
All EU member states: 56% of votes



Treaty based group of countries: 14% of votes



Informal group of countries: 15% of votes



Only national level: 3% of votes

Countries **Policies**

All policies

Single fiscal policy & Eurozone governance

Fully completed single market

Common social policy

Common digital policy

Common energy policy

Single climate policy

Integrated foreign and security policy

Common policy in justice & home affairs

Common immigration and asylum policy

Common development assistance policy

Common border police and coast guard

Common defence structures

Common China policy

Common USA policy

Common Russia policy

Common Ukraine policy

Common Syria policy

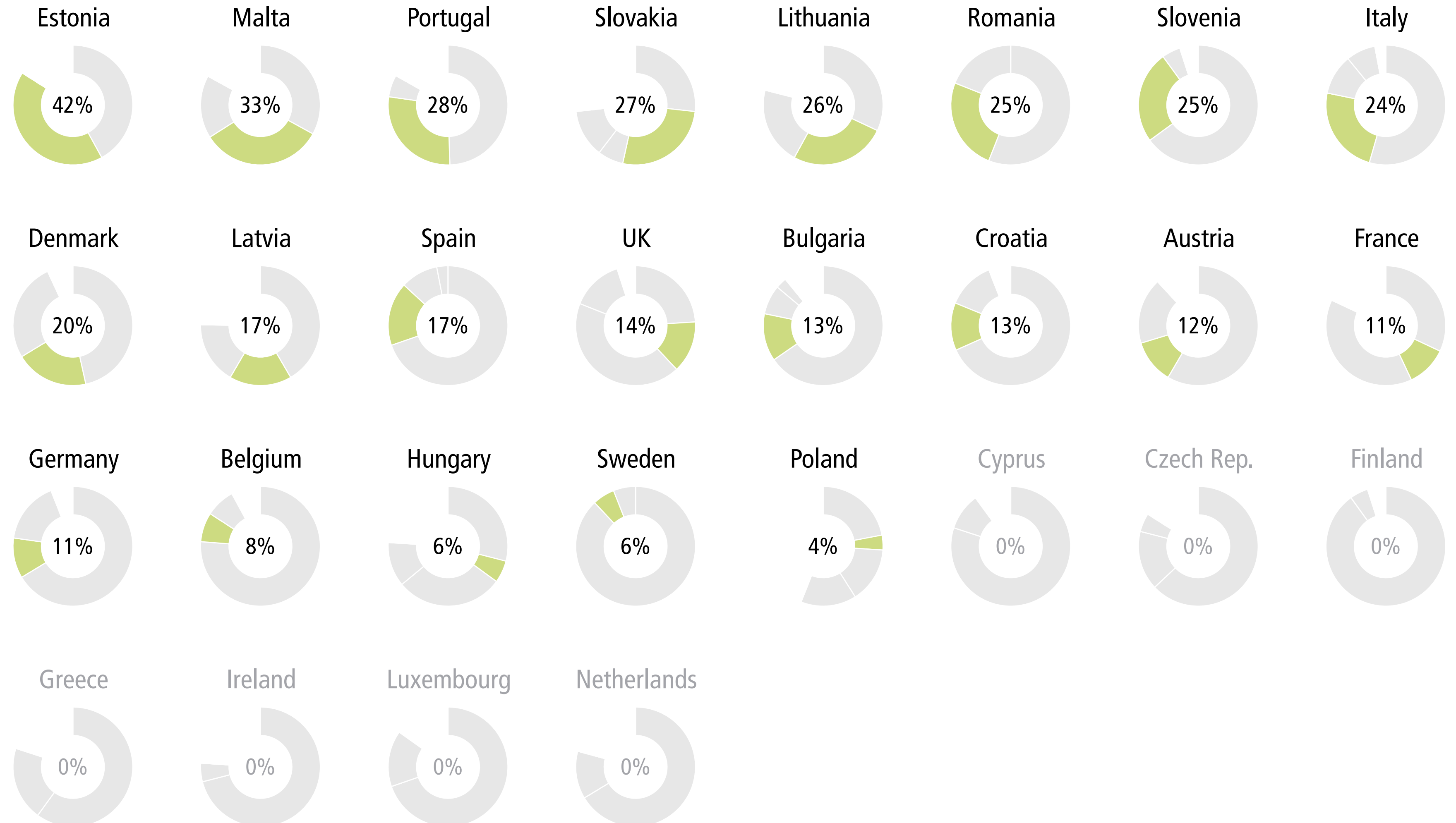
**Common MENA policy**

Policies & Partners Overview

**Preferred Actor Level**

Preferred Actor Level (Public View)

Priorities and Favoured Partners



# Preferred Actor Level Common MENA policy

Q10

“Which level of decision-making would your government prefer for the following list of European policy projects?”

All four actor levels



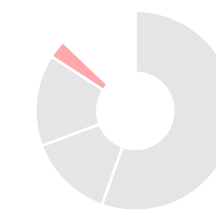
All EU member states: 56% of votes



Treaty based group of countries: 14% of votes



Informal group of countries: 15% of votes



Only national level: 3% of votes

Countries **Policies**

All policies

Single fiscal policy & Eurozone governance

Fully completed single market

Common social policy

Common digital policy

Common energy policy

Single climate policy

Integrated foreign and security policy

Common policy in justice & home affairs

Common immigration and asylum policy

Common development assistance policy

Common border police and coast guard

Common defence structures

Common China policy

Common USA policy

Common Russia policy

Common Ukraine policy

Common Syria policy

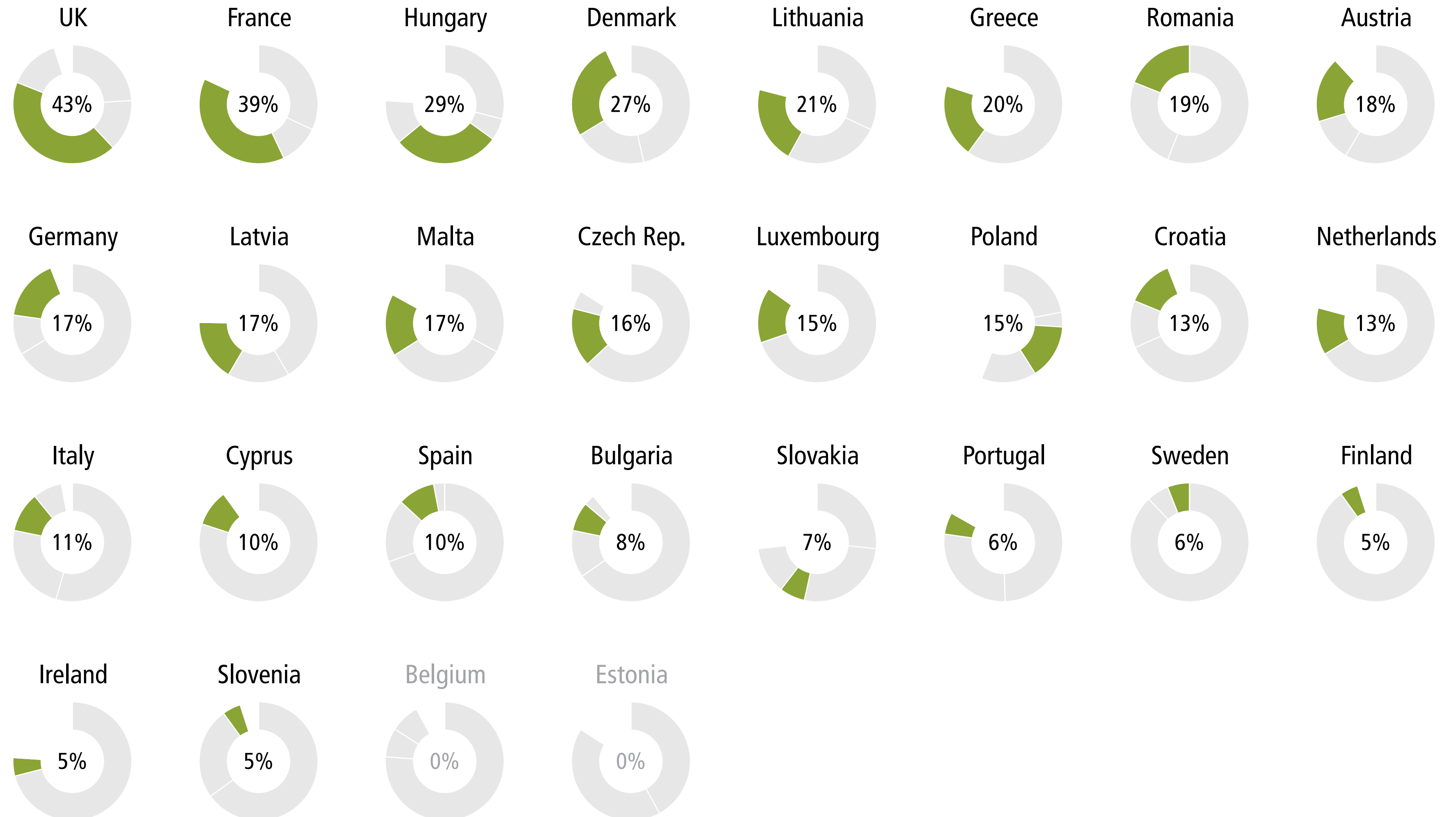
**Common MENA policy**

Policies & Partners Overview

**Preferred Actor Level**

Preferred Actor Level (Public View)

Priorities and Favoured Partners





# Preferred Actor Level Common MENA policy

Q10

“Which level of decision-making would your government prefer for the following list of European policy projects?”

All four actor levels



All EU member states: 56% of votes



Treaty based group of countries: 14% of votes



Informal group of countries: 15% of votes



Only national level: 3% of votes

Countries **Policies**

All policies

Single fiscal policy & Eurozone governance

Fully completed single market

Common social policy

Common digital policy

Common energy policy

Single climate policy

Integrated foreign and security policy

Common policy in justice & home affairs

Common immigration and asylum policy

Common development assistance policy

Common border police and coast guard

Common defence structures

Common China policy

Common USA policy

Common Russia policy

Common Ukraine policy

Common Syria policy

**Common MENA policy**

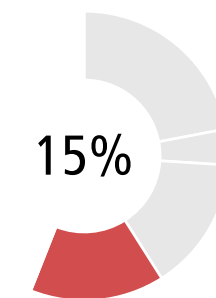
Policies & Partners Overview

**Preferred Actor Level**

Preferred Actor Level (Public View)

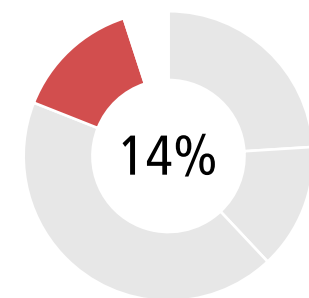
Priorities and Favoured Partners

Poland



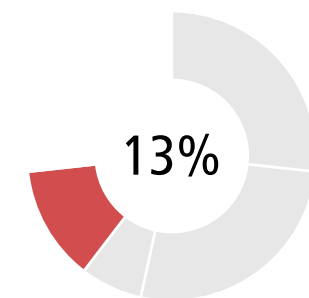
15%

UK



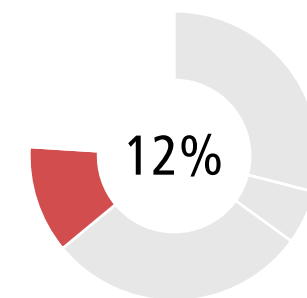
14%

Slovakia



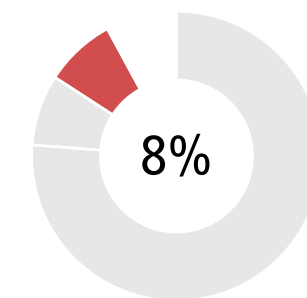
13%

Hungary



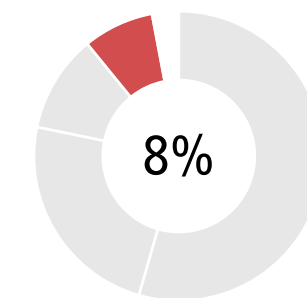
12%

Belgium



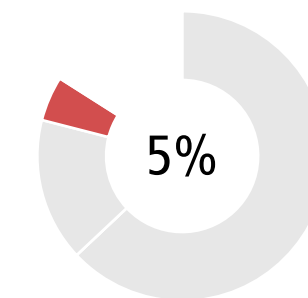
8%

Italy



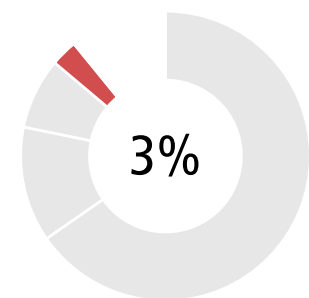
8%

Czech Rep.



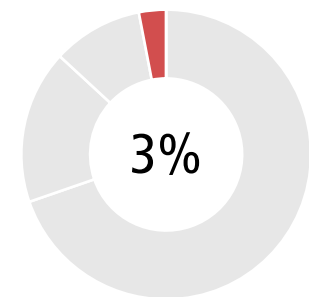
5%

Bulgaria



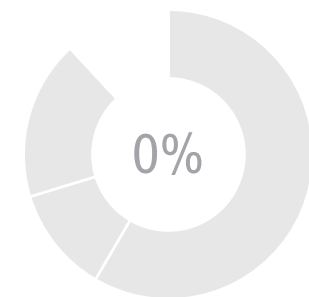
3%

Spain



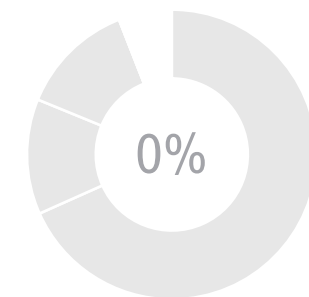
3%

Austria



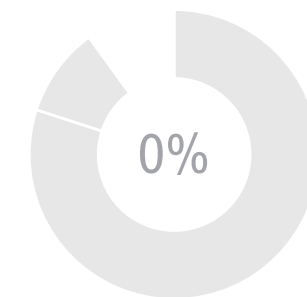
0%

Croatia



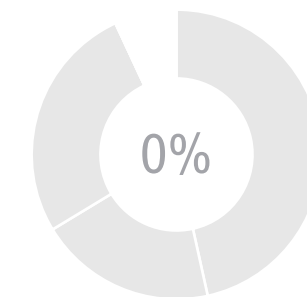
0%

Cyprus



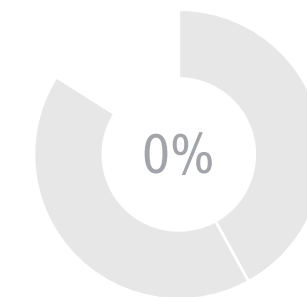
0%

Denmark



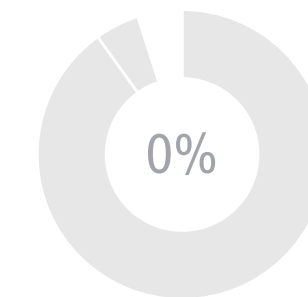
0%

Estonia



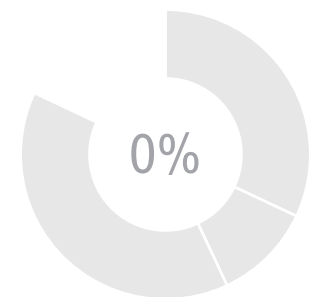
0%

Finland



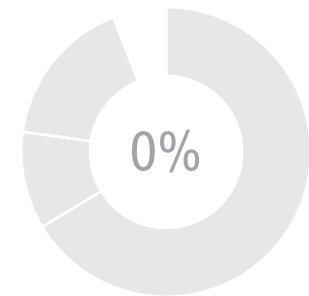
0%

France



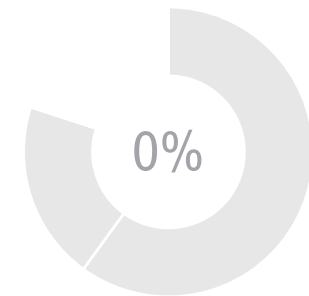
0%

Germany



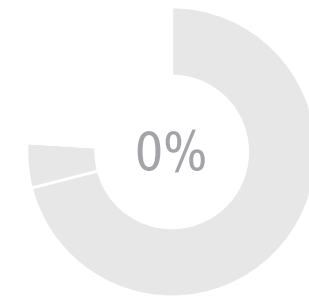
0%

Greece



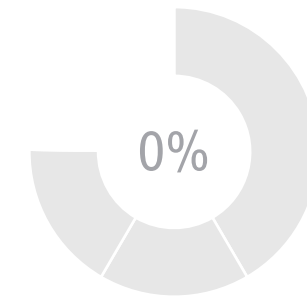
0%

Ireland



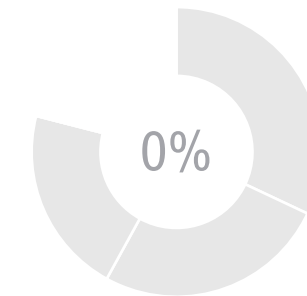
0%

Latvia



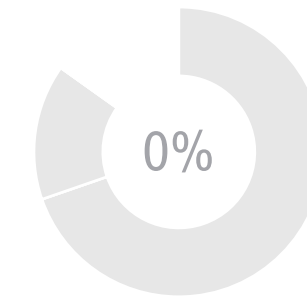
0%

Lithuania



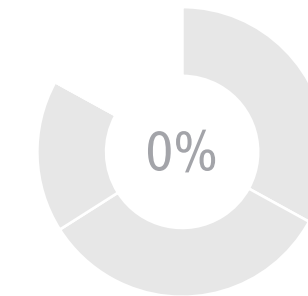
0%

Luxembourg



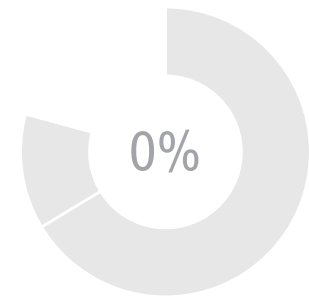
0%

Malta



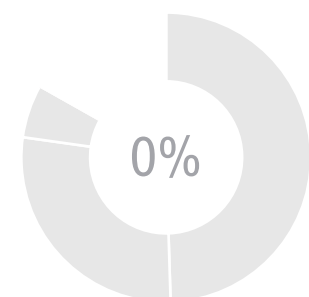
0%

Netherlands



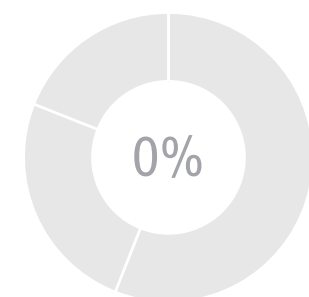
0%

Portugal



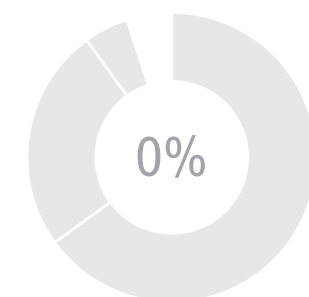
0%

Romania



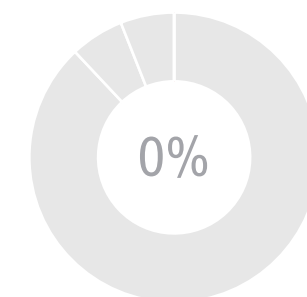
0%

Slovenia



0%

Sweden

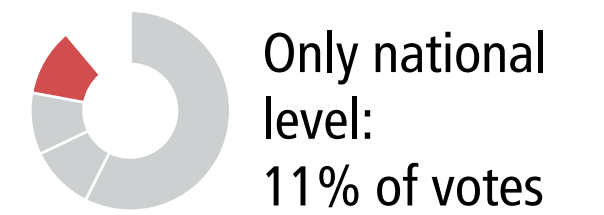
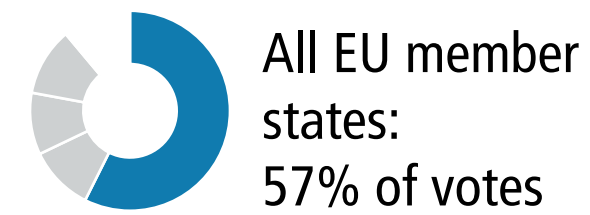


0%

# Preferred Actor Level (Public View) Votes total EU

Q11

“In the EU, who should mainly be responsible for the following policy projects?”



Countries	Policies
EU	Affluent Seven
Big Six	Southern Seven
Founding Six	Visegrád Four
Austria	Italy
Belgium	Latvia
Bulgaria	Lithuania
Croatia	Luxembourg
Cyprus	Malta
Czech Rep.	Netherlands
Denmark	Poland
Estonia	Portugal
Finland	Romania
France	Slovakia
Germany	Slovenia
Greece	Spain
Hungary	Sweden
Ireland	UK

Single fiscal policy & Eurozone govern. ↗



Fully completed single market ↗



Common social policy ↗



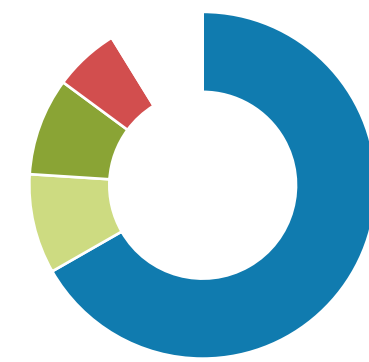
Common digital policy ↗



Common energy policy ↗



Single climate policy ↗



Integrated foreign & security policy ↗



Common policy in justice & home affairs ↗



Common immigration and asylum policy ↗



Common development assistance policy ↗



Common border police and coast guard ↗



Common defence structures ↗



Common China policy ↗



Common USA policy ↗



Common Russia policy ↗



Common Ukraine policy ↗



Common Syria policy ↗



Common MENA policy ↗



Policies & Partners Overview

Preferred Actor Level

**Preferred Actor Level (Public View)**

Priorities and Favoured Partners

Number of respondents: 10885. Share of 'Don't know' votes shown by open circles



EU



EU28 Survey

Findings

Chapters

Preferences

Influence

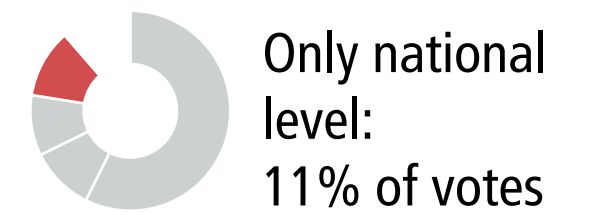
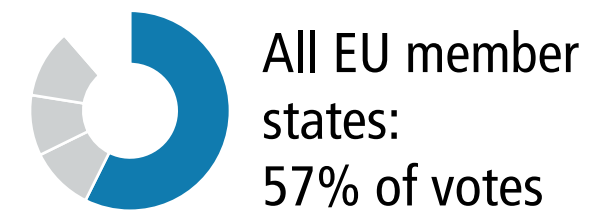
**Policies & Partners**

ecfr.eu/eucoalitionexplorer

# Preferred Actor Level (Public View) Votes by Big Six

Q11

“In the EU, who should mainly be responsible for the following policy projects?”



Countries	Policies
EU	Affluent Seven
<b>Big Six</b>	Southern Seven
Founding Six	Visegrád Four
Austria	Italy
Belgium	Latvia
Bulgaria	Lithuania
Croatia	Luxembourg
Cyprus	Malta
Czech Rep.	Netherlands
Denmark	Poland
Estonia	Portugal
Finland	Romania
France	Slovakia
Germany	Slovenia
Greece	Spain
Hungary	Sweden
Ireland	UK

Single fiscal policy & Eurozone govern. ↗



Fully completed single market ↗



Common social policy ↗



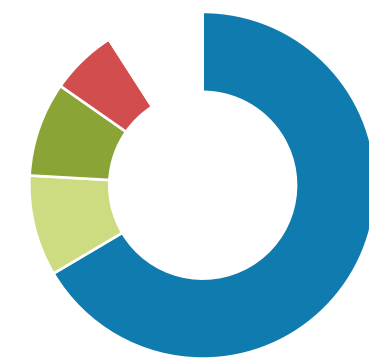
Common digital policy ↗



Common energy policy ↗



Single climate policy ↗



Integrated foreign & security policy ↗



Common policy in justice & home affairs ↗



Common immigration and asylum policy ↗



Common development assistance policy ↗



Common border police and coast guard ↗



Common defence structures ↗



Common China policy ↗



Common USA policy ↗



Common Russia policy ↗



Common Ukraine policy ↗



Common Syria policy ↗



Common MENA policy ↗



Policies & Partners Overview

Preferred Actor Level

**Preferred Actor Level (Public View)**

Priorities and Favoured Partners

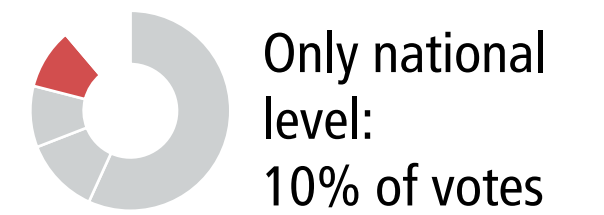
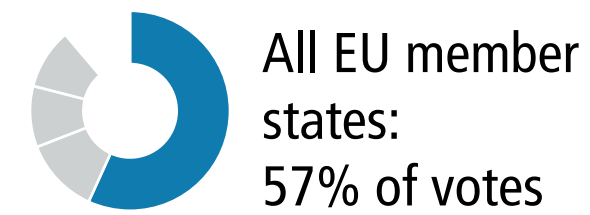
Number of respondents: 7659. Share of 'Don't know' votes shown by open circles



# Preferred Actor Level (Public View) Votes by Founding Six

Q11

“In the EU, who should mainly be responsible for the following policy projects?”



Countries	Policies
EU	Affluent Seven
Big Six	Southern Seven
Founding Six	Visegrád Four
Austria	Italy
Belgium	Latvia
Bulgaria	Lithuania
Croatia	Luxembourg
Cyprus	Malta
Czech Rep.	Netherlands
Denmark	Poland
Estonia	Portugal
Finland	Romania
France	Slovakia
Germany	Slovenia
Greece	Spain
Hungary	Sweden
Ireland	UK

Single fiscal policy & Eurozone govern. ↗



Fully completed single market ↗



Common social policy ↗



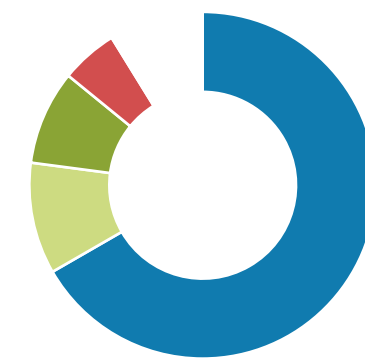
Common digital policy ↗



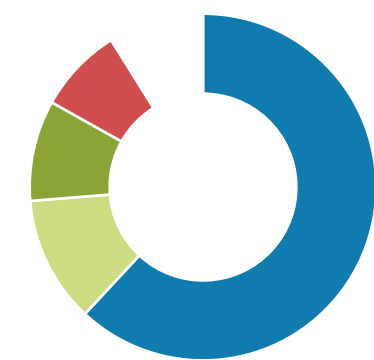
Common energy policy ↗



Single climate policy ↗



Integrated foreign & security policy ↗



Common policy in justice & home affairs ↗



Common immigration and asylum policy ↗



Common development assistance policy ↗



Common border police and coast guard ↗



Common defence structures ↗



Common China policy ↗



Common USA policy ↗



Common Russia policy ↗



Common Ukraine policy ↗



Common Syria policy ↗



Common MENA policy ↗



Policies & Partners Overview

Preferred Actor Level

Preferred Actor Level (Public View)

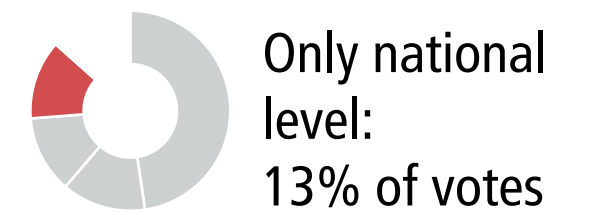
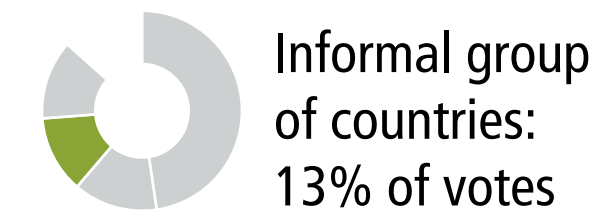
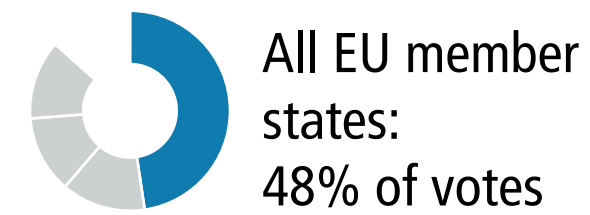
Priorities and Favoured Partners

Number of respondents: 4676. Share of 'Don't know' votes shown by open circles

# Preferred Actor Level (Public View) Votes by Affluent Seven

Q11

“In the EU, who should mainly be responsible for the following policy projects?”



Countries	Policies
EU	Affluent Seven
Big Six	Southern Seven
Founding Six	Visegrád Four
Austria	Italy
Belgium	Latvia
Bulgaria	Lithuania
Croatia	Luxembourg
Cyprus	Malta
Czech Rep.	Netherlands
Denmark	Poland
Estonia	Portugal
Finland	Romania
France	Slovakia
Germany	Slovenia
Greece	Spain
Hungary	Sweden
Ireland	UK

Single fiscal policy & Eurozone govern. ↗



Fully completed single market ↗



Common social policy ↗



Common digital policy ↗



Common energy policy ↗



Single climate policy ↗



Integrated foreign & security policy ↗



Common policy in justice & home affairs ↗



Common immigration and asylum policy ↗



Common development assistance policy ↗



Common border police and coast guard ↗



Common defence structures ↗



Common China policy ↗



Common USA policy ↗



Common Russia policy ↗



Common Ukraine policy ↗



Common Syria policy ↗



Common MENA policy ↗



Policies & Partners Overview

Preferred Actor Level

Preferred Actor Level (Public View)

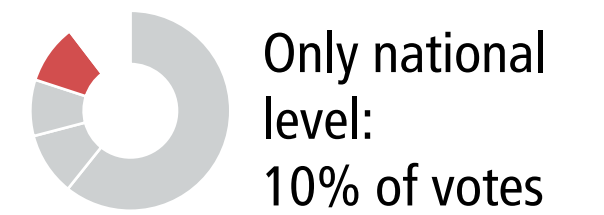
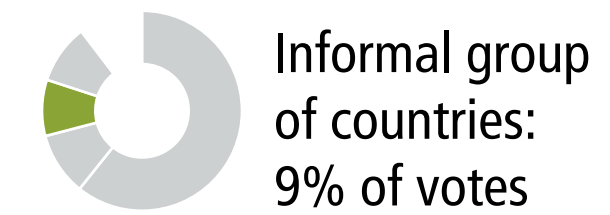
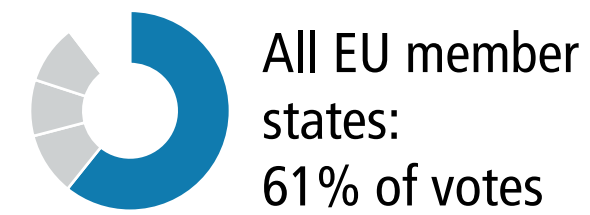
Priorities and Favoured Partners

Number of respondents: 1260. Share of 'Don't know' votes shown by open circles

# Preferred Actor Level (Public View) Votes by Southern Seven

Q11

“In the EU, who should mainly be responsible for the following policy projects?”



Countries	Policies
EU	Affluent Seven
Big Six	<b>Southern Seven</b>
Founding Six	Visegrád Four
Austria	Italy
Belgium	Latvia
Bulgaria	Lithuania
Croatia	Luxembourg
Cyprus	Malta
Czech Rep.	Netherlands
Denmark	Poland
Estonia	Portugal
Finland	Romania
France	Slovakia
Germany	Slovenia
Greece	Spain
Hungary	Sweden
Ireland	UK

Single fiscal policy & Eurozone govern. ↗



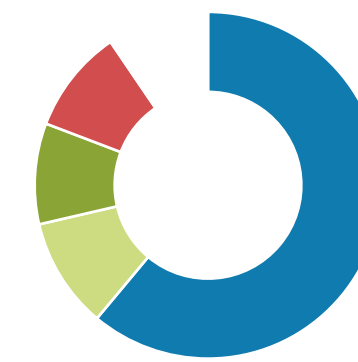
Fully completed single market ↗



Common social policy ↗



Common digital policy ↗



Common energy policy ↗



Single climate policy ↗



Integrated foreign & security policy ↗



Common policy in justice & home affairs ↗



Common immigration and asylum policy ↗



Common development assistance policy ↗



Common border police and coast guard ↗



Common defence structures ↗



Common China policy ↗



Common USA policy ↗



Common Russia policy ↗



Common Ukraine policy ↗



Common Syria policy ↗



Common MENA policy ↗



Policies & Partners Overview

Preferred Actor Level

**Preferred Actor Level (Public View)**

Priorities and Favoured Partners

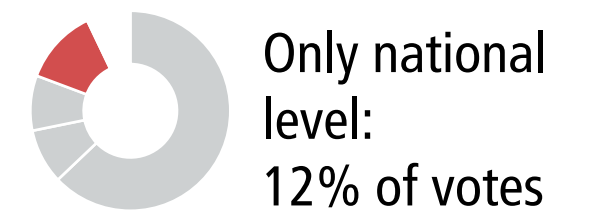
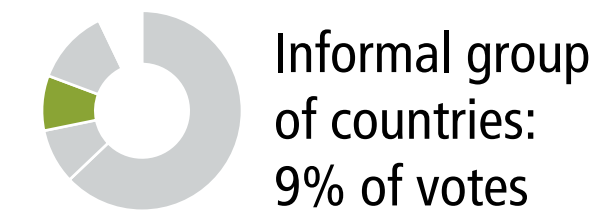
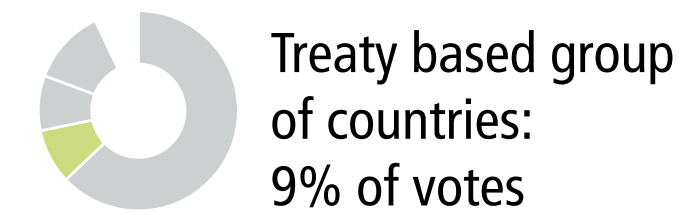
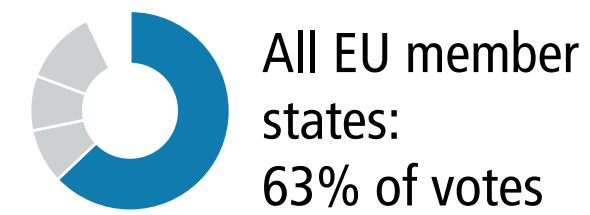
Number of respondents: 3981. Share of 'Don't know' votes shown by open circles



# Preferred Actor Level (Public View) Votes by Visegrád Four

Q11

“In the EU, who should mainly be responsible for the following policy projects?”

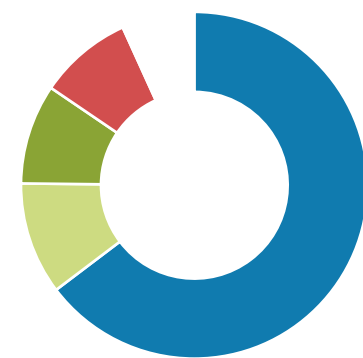


Countries	Policies
EU	Affluent Seven
Big Six	Southern Seven
Founding Six	<b>Visegrád Four</b>
Austria	Italy
Belgium	Latvia
Bulgaria	Lithuania
Croatia	Luxembourg
Cyprus	Malta
Czech Rep.	Netherlands
Denmark	Poland
Estonia	Portugal
Finland	Romania
France	Slovakia
Germany	Slovenia
Greece	Spain
Hungary	Sweden
Ireland	UK

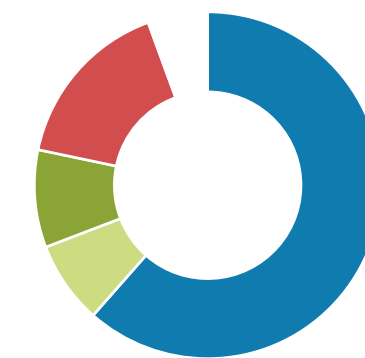
Single fiscal policy & Eurozone govern. ↗



Fully completed single market ↗



Common social policy ↗



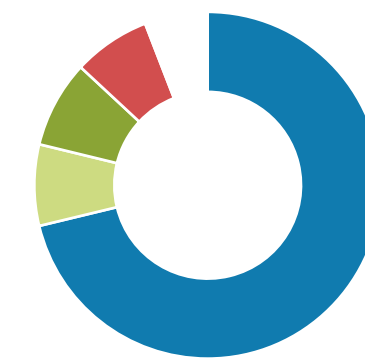
Common digital policy ↗



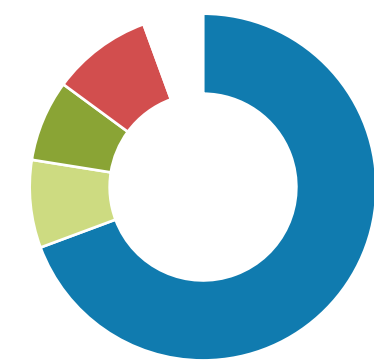
Common energy policy ↗



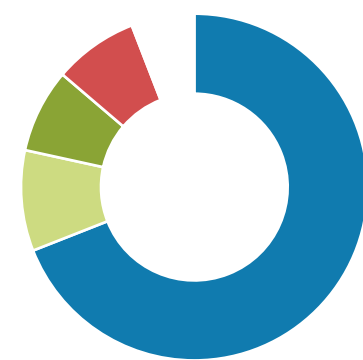
Single climate policy ↗



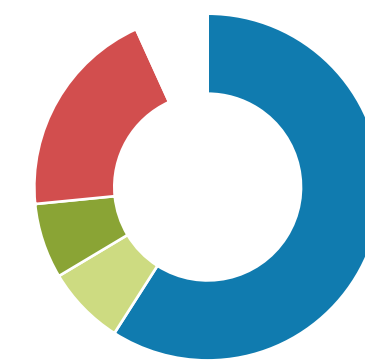
Integrated foreign & security policy ↗



Common policy in justice & home affairs ↗



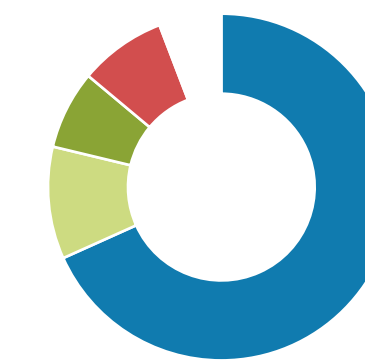
Common immigration and asylum policy ↗



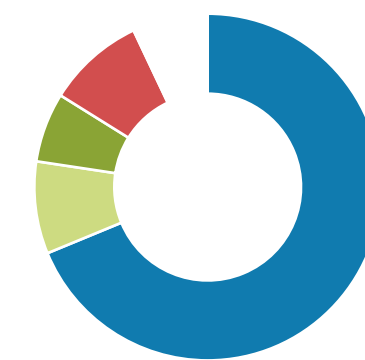
Common development assistance policy ↗



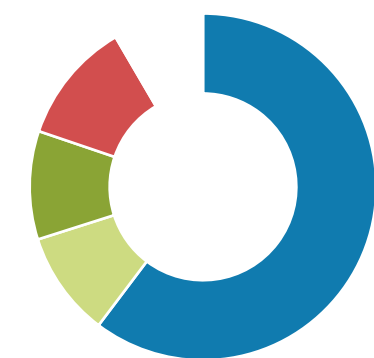
Common border police and coast guard ↗



Common defence structures ↗



Common China policy ↗



Common USA policy ↗



Common Russia policy ↗



Common Ukraine policy ↗



Common Syria policy ↗



Common MENA policy ↗



Policies & Partners Overview

Preferred Actor Level

**Preferred Actor Level (Public View)**

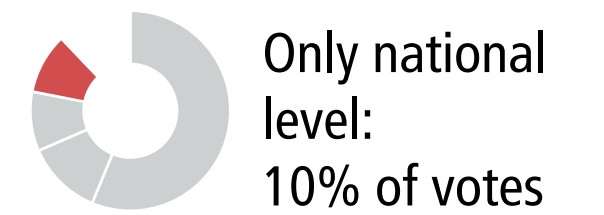
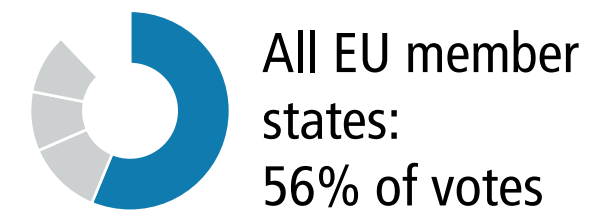
Priorities and Favoured Partners

Number of respondents: 1651. Share of 'Don't know' votes shown by open circles

# Preferred Actor Level (Public View) Votes by Austria

Q11

“In the EU, who should mainly be responsible for the following policy projects?”



Countries	Policies
EU	Affluent Seven
Big Six	Southern Seven
Founding Six	Visegrád Four
<b>Austria</b>	Italy
Belgium	Latvia
Bulgaria	Lithuania
Croatia	Luxembourg
Cyprus	Malta
Czech Rep.	Netherlands
Denmark	Poland
Estonia	Portugal
Finland	Romania
France	Slovakia
Germany	Slovenia
Greece	Spain
Hungary	Sweden
Ireland	UK

Single fiscal policy & Eurozone govern. ↗



Fully completed single market ↗



Common social policy ↗



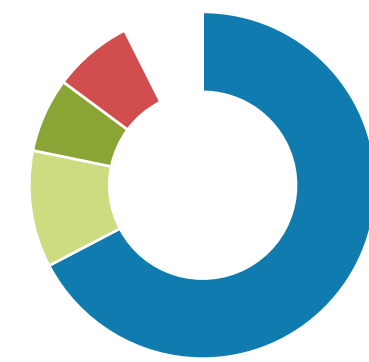
Common digital policy ↗



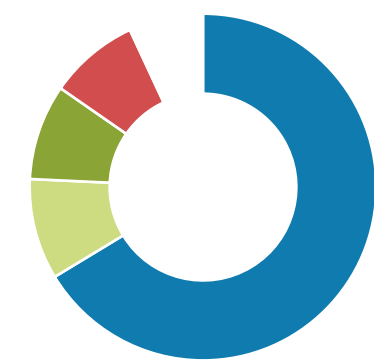
Common energy policy ↗



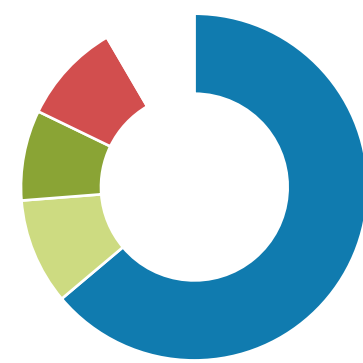
Single climate policy ↗



Integrated foreign & security policy ↗



Common policy in justice & home affairs ↗



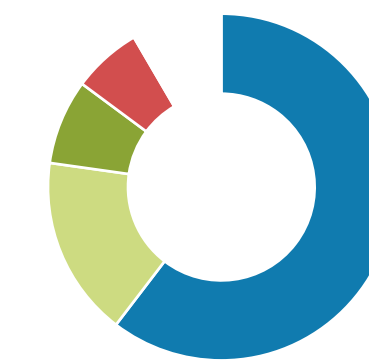
Common immigration and asylum policy ↗



Common development assistance policy ↗



Common border police and coast guard ↗



Common defence structures ↗



Common China policy ↗



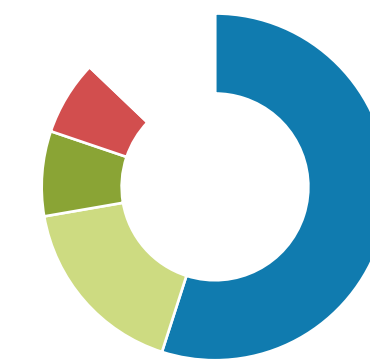
Common USA policy ↗



Common Russia policy ↗



Common Ukraine policy ↗



Common Syria policy ↗



Common MENA policy ↗



Policies & Partners Overview

Preferred Actor Level

**Preferred Actor Level (Public View)**

Priorities and Favoured Partners

Number of respondents: 202. Share of 'Don't know' votes shown by open circles



Austria



EU28 Survey

Findings

Chapters

Preferences

Influence

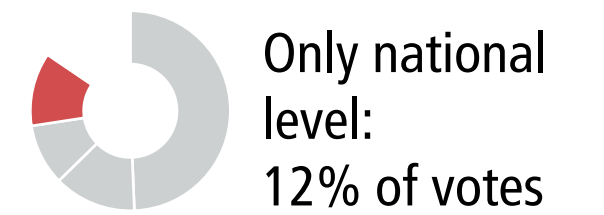
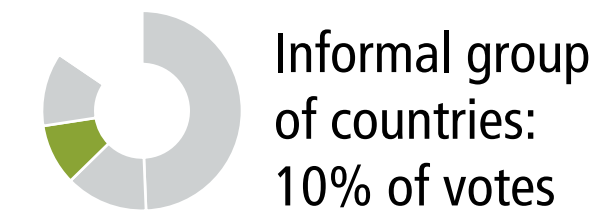
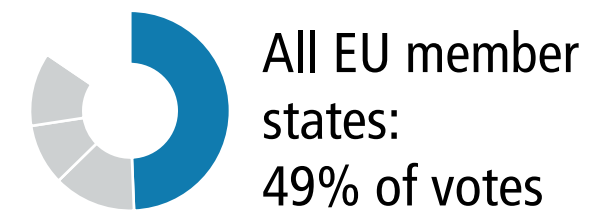
**Policies & Partners**

ecfr.eu/eucoalitionexplorer

# Preferred Actor Level (Public View) Votes by Belgium

Q11

“In the EU, who should mainly be responsible for the following policy projects?”



Countries	Policies
EU	Affluent Seven
Big Six	Southern Seven
Founding Six	Visegrád Four
Austria	Italy
<b>Belgium</b>	Latvia
Bulgaria	Lithuania
Croatia	Luxembourg
Cyprus	Malta
Czech Rep.	Netherlands
Denmark	Poland
Estonia	Portugal
Finland	Romania
France	Slovakia
Germany	Slovenia
Greece	Spain
Hungary	Sweden
Ireland	UK

Single fiscal policy & Eurozone govern. ↗



Fully completed single market ↗



Common social policy ↗



Common digital policy ↗



Common energy policy ↗



Single climate policy ↗



Integrated foreign & security policy ↗



Common policy in justice & home affairs ↗



Common immigration and asylum policy ↗



Common development assistance policy ↗



Common border police and coast guard ↗



Common defence structures ↗



Common China policy ↗



Common USA policy ↗



Common Russia policy ↗



Common Ukraine policy ↗



Common Syria policy ↗



Common MENA policy ↗



Policies & Partners Overview

Preferred Actor Level

**Preferred Actor Level (Public View)**

Priorities and Favoured Partners

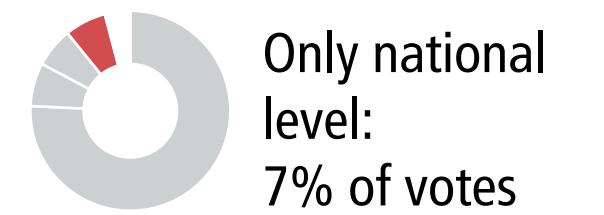
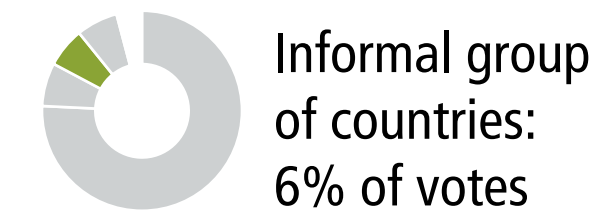
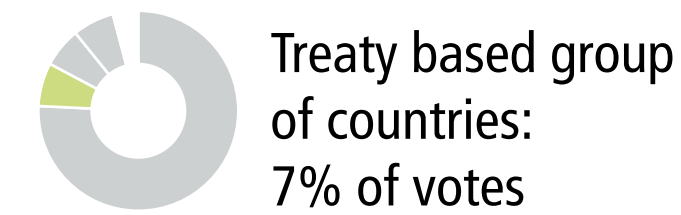
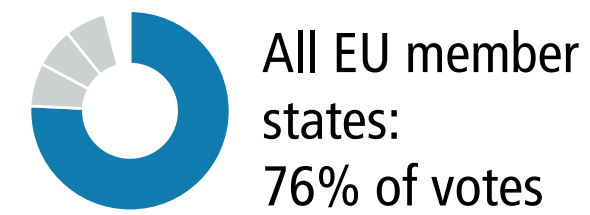
Number of respondents: 233. Share of 'Don't know' votes shown by open circles



# Preferred Actor Level (Public View) Votes by Bulgaria

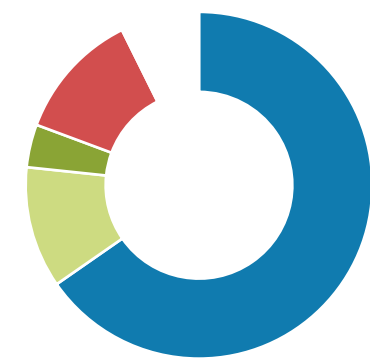
Q11

“In the EU, who should mainly be responsible for the following policy projects?”

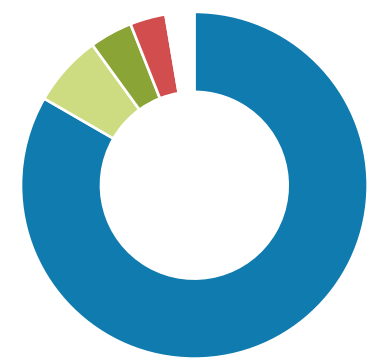


Countries	Policies
EU	Affluent Seven
Big Six	Southern Seven
Founding Six	Visegrád Four
Austria	Italy
Belgium	Latvia
<b>Bulgaria</b>	Lithuania
Croatia	Luxembourg
Cyprus	Malta
Czech Rep.	Netherlands
Denmark	Poland
Estonia	Portugal
Finland	Romania
France	Slovakia
Germany	Slovenia
Greece	Spain
Hungary	Sweden
Ireland	UK

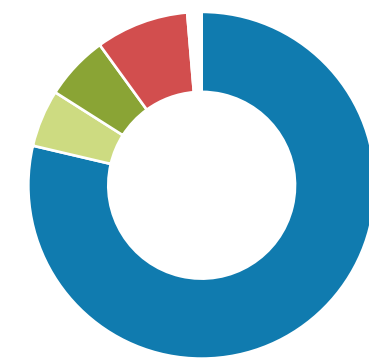
Single fiscal policy & Eurozone govern. ↗



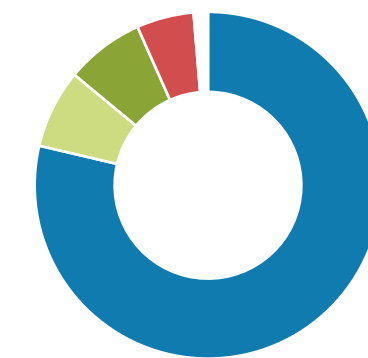
Fully completed single market ↗



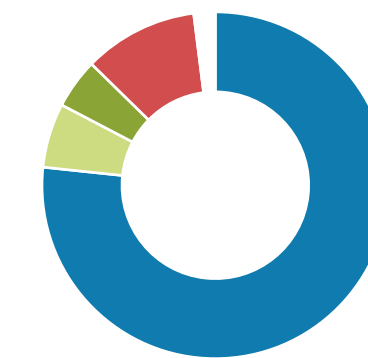
Common social policy ↗



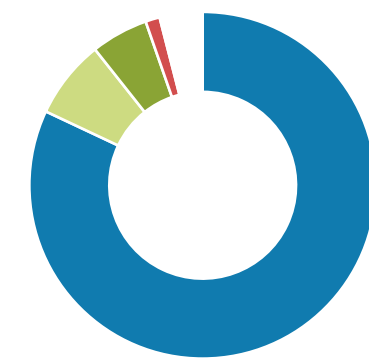
Common digital policy ↗



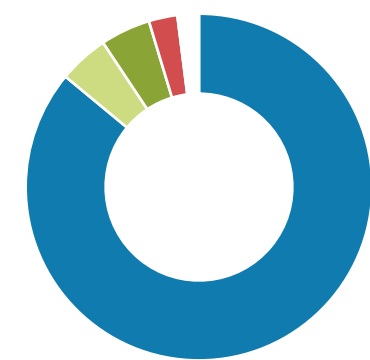
Common energy policy ↗



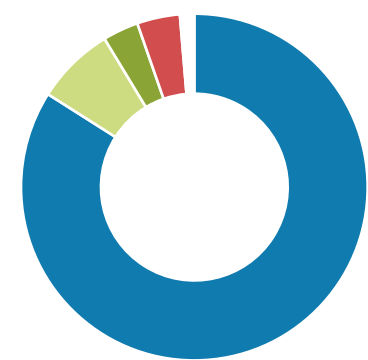
Single climate policy ↗



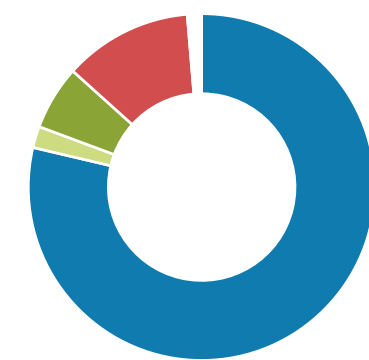
Integrated foreign & security policy ↗



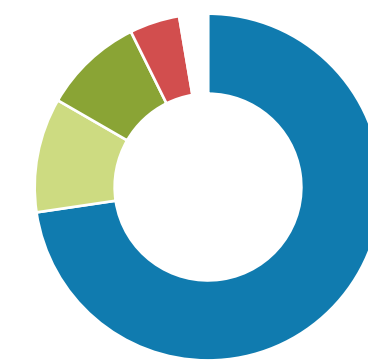
Common policy in justice & home affairs ↗



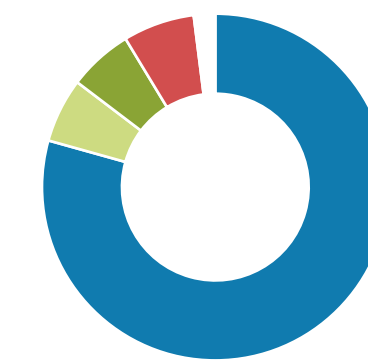
Common immigration and asylum policy ↗



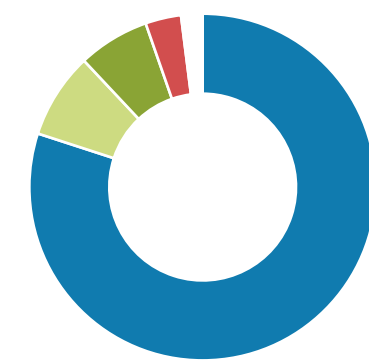
Common development assistance policy ↗



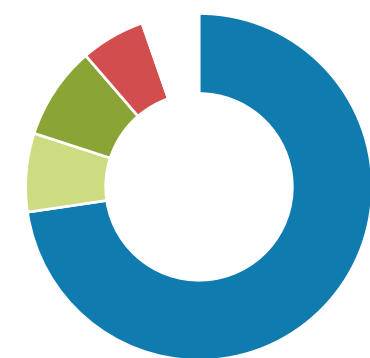
Common border police and coast guard ↗



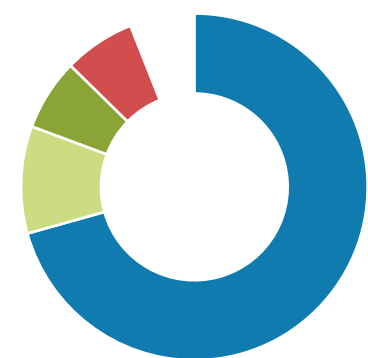
Common defence structures ↗



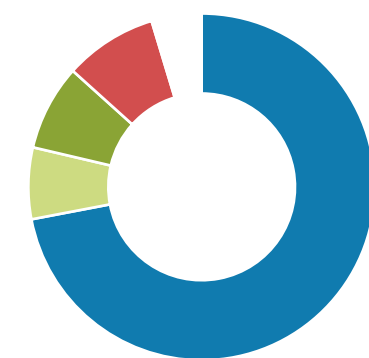
Common China policy ↗



Common USA policy ↗



Common Russia policy ↗



Common Ukraine policy ↗



Common Syria policy ↗



Common MENA policy ↗



Policies & Partners Overview

Preferred Actor Level

**Preferred Actor Level (Public View)**

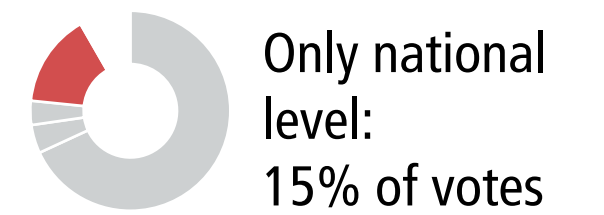
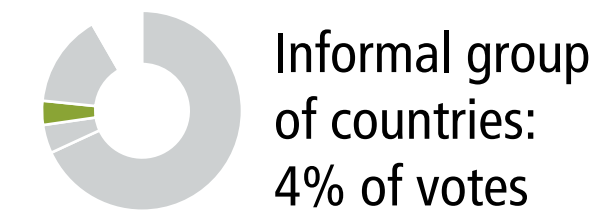
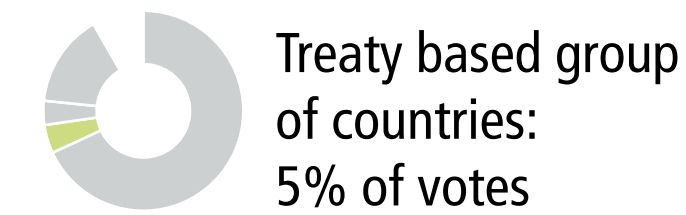
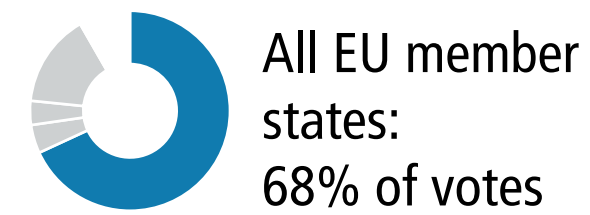
Priorities and Favoured Partners

Number of respondents: 150. Share of 'Don't know' votes shown by open circles

# Preferred Actor Level (Public View) Votes by Croatia

Q11

“In the EU, who should mainly be responsible for the following policy projects?”

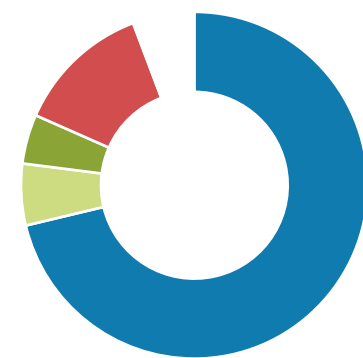


Countries	Policies
EU	Affluent Seven
Big Six	Southern Seven
Founding Six	Visegrád Four
Austria	Italy
Belgium	Latvia
Bulgaria	Lithuania
<b>Croatia</b>	Luxembourg
Cyprus	Malta
Czech Rep.	Netherlands
Denmark	Poland
Estonia	Portugal
Finland	Romania
France	Slovakia
Germany	Slovenia
Greece	Spain
Hungary	Sweden
Ireland	UK

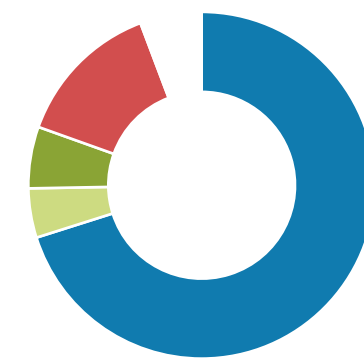
Single fiscal policy & Eurozone govern. ↗



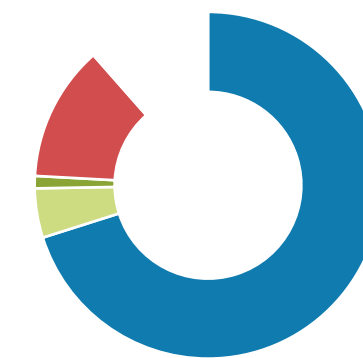
Fully completed single market ↗



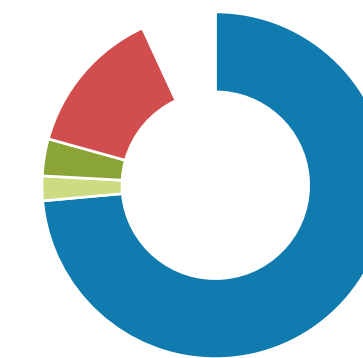
Common social policy ↗



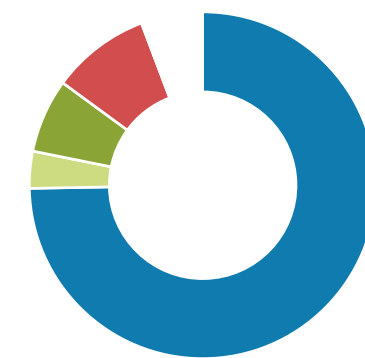
Common digital policy ↗



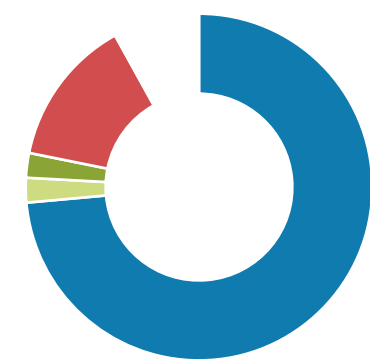
Common energy policy ↗



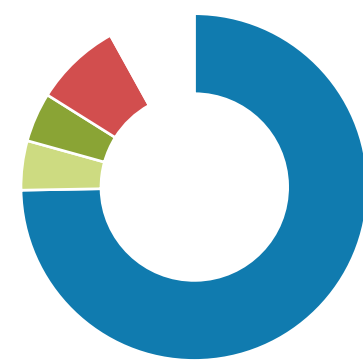
Single climate policy ↗



Integrated foreign & security policy ↗



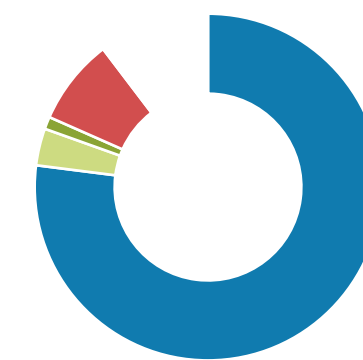
Common policy in justice & home affairs ↗



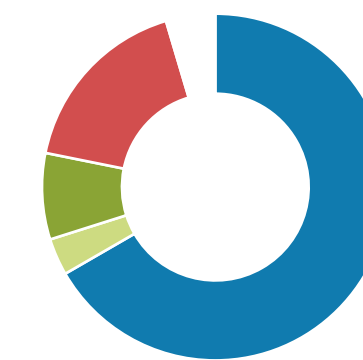
Common immigration and asylum policy ↗



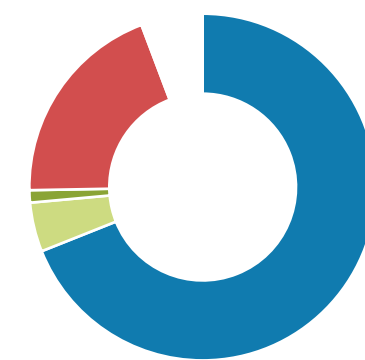
Common development assistance policy ↗



Common border police and coast guard ↗



Common defence structures ↗



Common China policy ↗



Common USA policy ↗



Common Russia policy ↗



Common Ukraine policy ↗



Common Syria policy ↗



Common MENA policy ↗



Policies & Partners Overview

Preferred Actor Level

**Preferred Actor Level (Public View)**

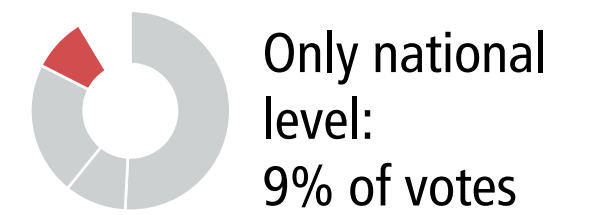
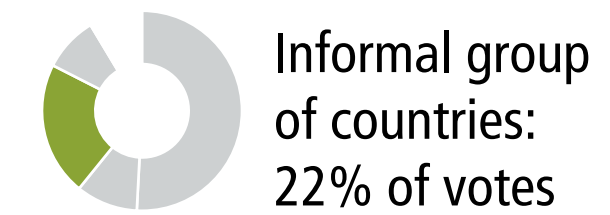
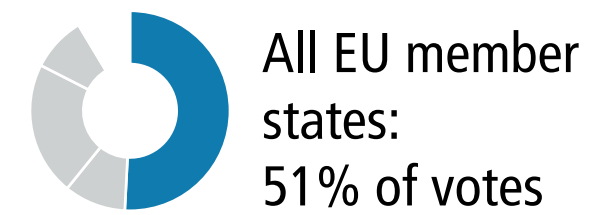
Priorities and Favoured Partners

Number of respondents: 87. Share of 'Don't know' votes shown by open circles

# Preferred Actor Level (Public View) Votes by Cyprus

Q11

“In the EU, who should mainly be responsible for the following policy projects?”



Countries	Policies
EU	Affluent Seven
Big Six	Southern Seven
Founding Six	Visegrád Four
Austria	Italy
Belgium	Latvia
Bulgaria	Lithuania
Croatia	Luxembourg
Cyprus	Malta
Czech Rep.	Netherlands
Denmark	Poland
Estonia	Portugal
Finland	Romania
France	Slovakia
Germany	Slovenia
Greece	Spain
Hungary	Sweden
Ireland	UK

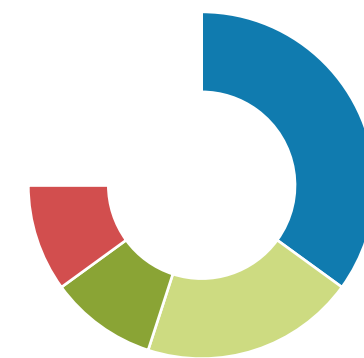
Single fiscal policy & Eurozone govern. ↗



Fully completed single market ↗



Common social policy ↗



Common digital policy ↗



Common energy policy ↗



Single climate policy ↗



Integrated foreign & security policy ↗



Common policy in justice & home affairs ↗



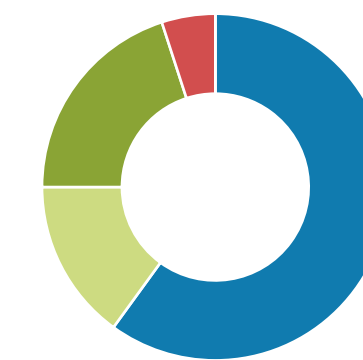
Common immigration and asylum policy ↗



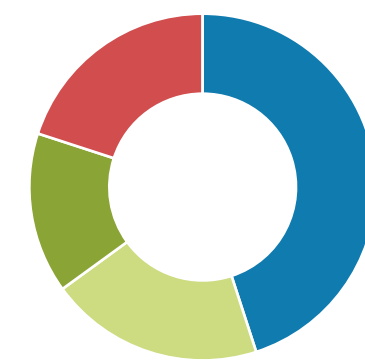
Common development assistance policy ↗



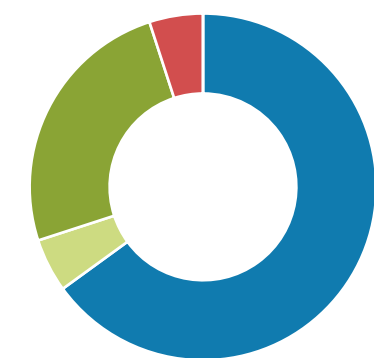
Common border police and coast guard ↗



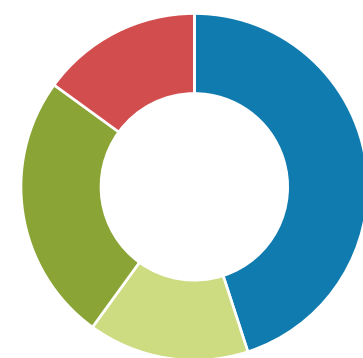
Common defence structures ↗



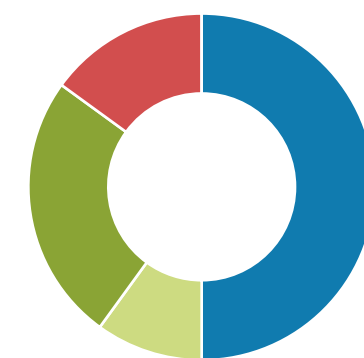
Common China policy ↗



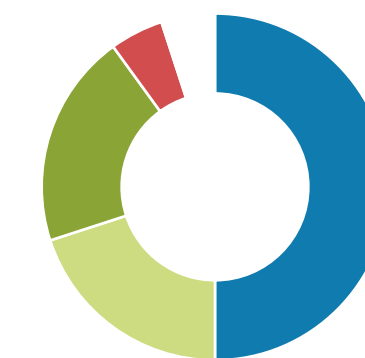
Common USA policy ↗



Common Russia policy ↗



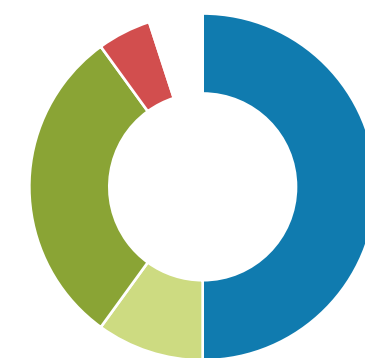
Common Ukraine policy ↗



Common Syria policy ↗



Common MENA policy ↗



Policies & Partners Overview

Preferred Actor Level

Preferred Actor Level (Public View)

Priorities and Favoured Partners

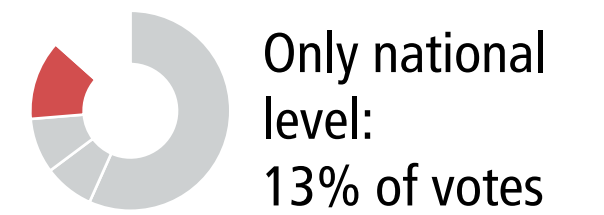
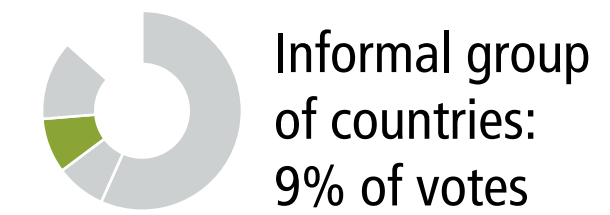
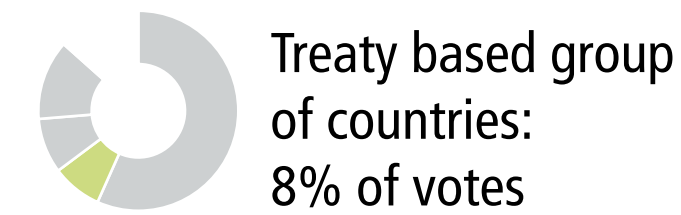
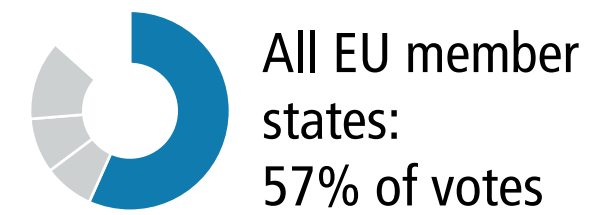
Number of respondents: 20. Share of 'Don't know' votes shown by open circles



# Preferred Actor Level (Public View) Votes by Czech Republic

Q11

“In the EU, who should mainly be responsible for the following policy projects?”



Countries	Policies
EU	Affluent Seven
Big Six	Southern Seven
Founding Six	Visegrád Four
Austria	Italy
Belgium	Latvia
Bulgaria	Lithuania
Croatia	Luxembourg
Cyprus	Malta
<b>Czech Rep.</b>	Netherlands
Denmark	Poland
Estonia	Portugal
Finland	Romania
France	Slovakia
Germany	Slovenia
Greece	Spain
Hungary	Sweden
Ireland	UK

Single fiscal policy & Eurozone govern. ↗



Fully completed single market ↗



Common social policy ↗



Common digital policy ↗



Common energy policy ↗



Single climate policy ↗



Integrated foreign & security policy ↗



Common policy in justice & home affairs ↗



Common immigration and asylum policy ↗



Common development assistance policy ↗



Common border police and coast guard ↗



Common defence structures ↗



Common China policy ↗



Common USA policy ↗



Common Russia policy ↗



Common Ukraine policy ↗



Common Syria policy ↗



Common MENA policy ↗



Policies & Partners Overview

Preferred Actor Level

**Preferred Actor Level (Public View)**

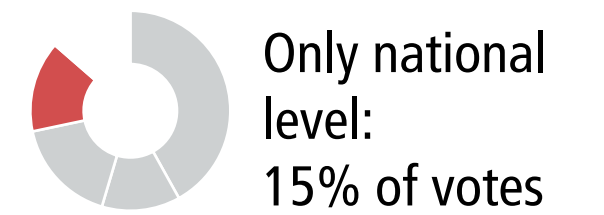
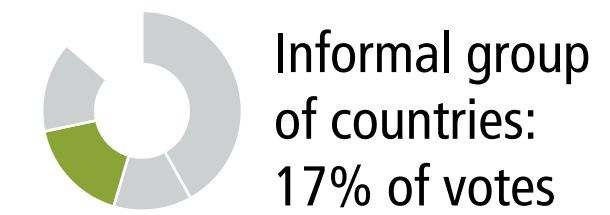
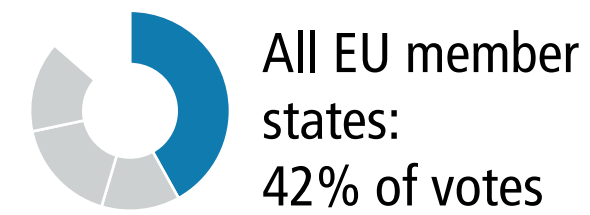
Priorities and Favoured Partners

Number of respondents: 227. Share of 'Don't know' votes shown by open circles

# Preferred Actor Level (Public View) Votes by Denmark

Q11

“In the EU, who should mainly be responsible for the following policy projects?”



Countries	Policies
EU	Affluent Seven
Big Six	Southern Seven
Founding Six	Visegrád Four
Austria	Italy
Belgium	Latvia
Bulgaria	Lithuania
Croatia	Luxembourg
Cyprus	Malta
Czech Rep.	Netherlands
<b>Denmark</b>	Poland
Estonia	Portugal
Finland	Romania
France	Slovakia
Germany	Slovenia
Greece	Spain
Hungary	Sweden
Ireland	UK

Single fiscal policy & Eurozone govern. ↗



Fully completed single market ↗



Common social policy ↗



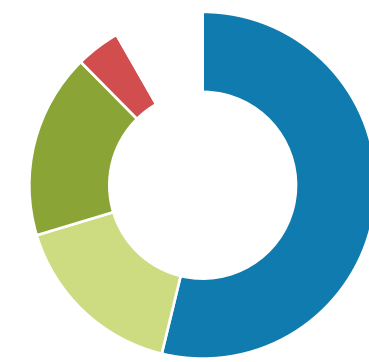
Common digital policy ↗



Common energy policy ↗



Single climate policy ↗



Integrated foreign & security policy ↗



Common policy in justice & home affairs ↗



Common immigration and asylum policy ↗



Common development assistance policy ↗



Common border police and coast guard ↗



Common defence structures ↗



Common China policy ↗



Common USA policy ↗



Common Russia policy ↗



Common Ukraine policy ↗



Common Syria policy ↗



Common MENA policy ↗



Policies & Partners Overview

Preferred Actor Level

**Preferred Actor Level (Public View)**

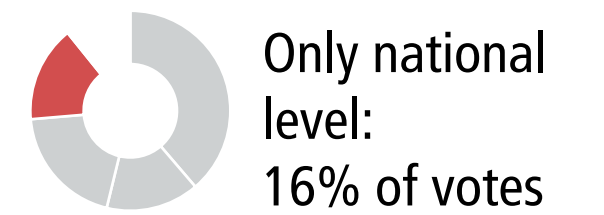
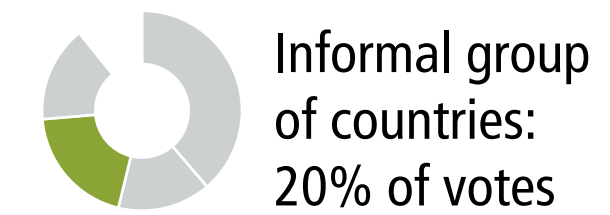
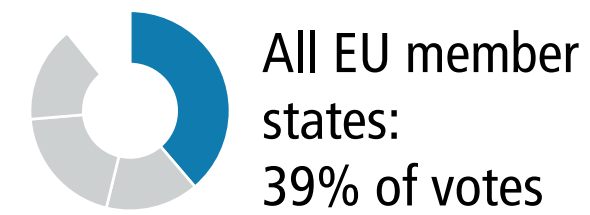
Priorities and Favoured Partners

Number of respondents: 145. Share of 'Don't know' votes shown by open circles

# Preferred Actor Level (Public View) Votes by Estonia

Q11

“In the EU, who should mainly be responsible for the following policy projects?”



Countries	Policies
EU	Affluent Seven
Big Six	Southern Seven
Founding Six	Visegrád Four
Austria	Italy
Belgium	Latvia
Bulgaria	Lithuania
Croatia	Luxembourg
Cyprus	Malta
Czech Rep.	Netherlands
Denmark	Poland
<b>Estonia</b>	Portugal
Finland	Romania
France	Slovakia
Germany	Slovenia
Greece	Spain
Hungary	Sweden
Ireland	UK

Single fiscal policy & Eurozone govern. ↗



Fully completed single market ↗



Common social policy ↗



Common digital policy ↗



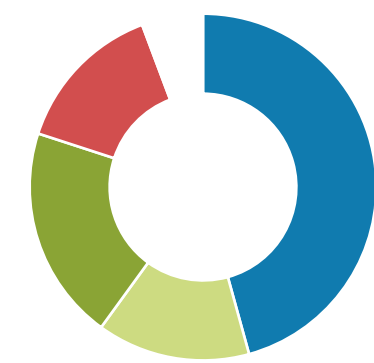
Common energy policy ↗



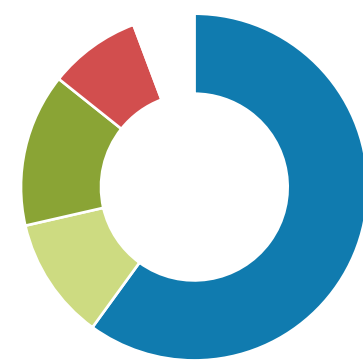
Single climate policy ↗



Integrated foreign & security policy ↗



Common policy in justice & home affairs ↗



Common immigration and asylum policy ↗



Common development assistance policy ↗



Common border police and coast guard ↗



Common defence structures ↗



Common China policy ↗



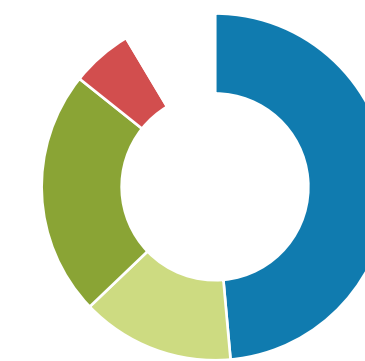
Common USA policy ↗



Common Russia policy ↗



Common Ukraine policy ↗



Common Syria policy ↗



Common MENA policy ↗



Policies & Partners Overview

Preferred Actor Level

**Preferred Actor Level (Public View)**

Priorities and Favoured Partners

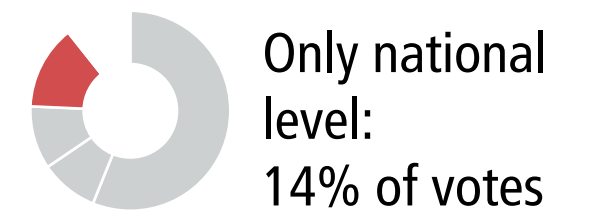
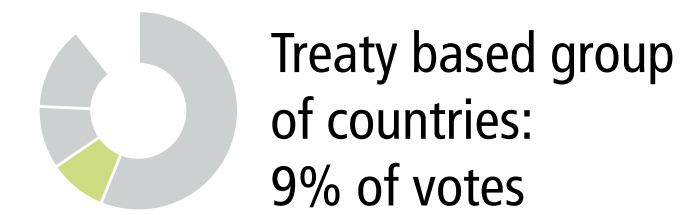
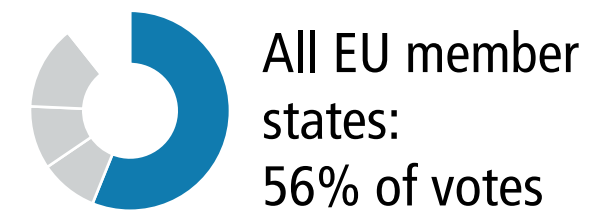
Number of respondents: 35. Share of 'Don't know' votes shown by open circles



# Preferred Actor Level (Public View) Votes by Finland

Q11

“In the EU, who should mainly be responsible for the following policy projects?”



Countries	Policies
EU	Affluent Seven
Big Six	Southern Seven
Founding Six	Visegrád Four
Austria	Italy
Belgium	Latvia
Bulgaria	Lithuania
Croatia	Luxembourg
Cyprus	Malta
Czech Rep.	Netherlands
Denmark	Poland
Estonia	Portugal
<b>Finland</b>	Romania
France	Slovakia
Germany	Slovenia
Greece	Spain
Hungary	Sweden
Ireland	UK

Single fiscal policy & Eurozone govern. ↗



Fully completed single market ↗



Common social policy ↗



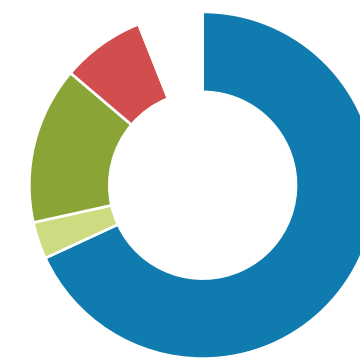
Common digital policy ↗



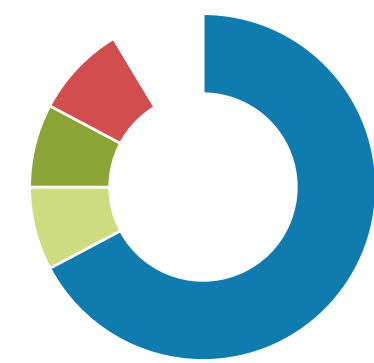
Common energy policy ↗



Single climate policy ↗



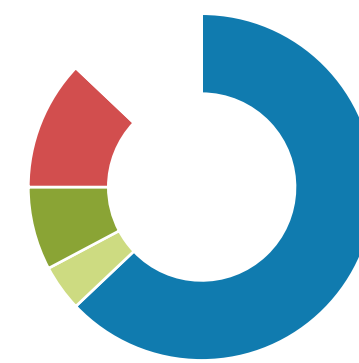
Integrated foreign & security policy ↗



Common policy in justice & home affairs ↗



Common immigration and asylum policy ↗



Common development assistance policy ↗



Common border police and coast guard ↗



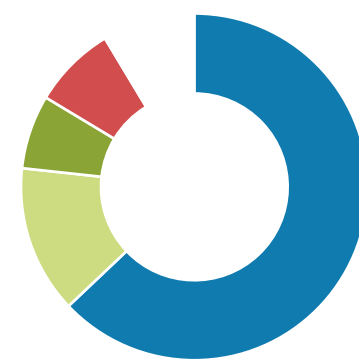
Common defence structures ↗



Common China policy ↗



Common USA policy ↗



Common Russia policy ↗



Common Ukraine policy ↗



Common Syria policy ↗



Common MENA policy ↗



Policies & Partners Overview

Preferred Actor Level

**Preferred Actor Level (Public View)**

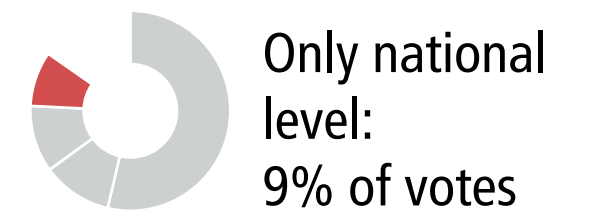
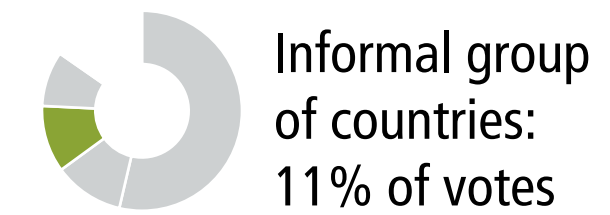
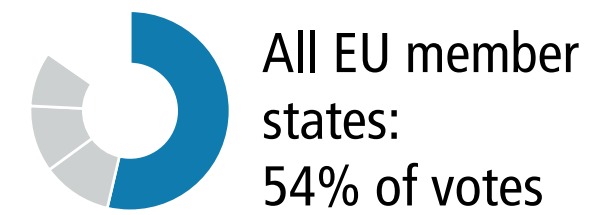
Priorities and Favoured Partners

Number of respondents: 116. Share of 'Don't know' votes shown by open circles

# Preferred Actor Level (Public View) Votes by France

Q11

“In the EU, who should mainly be responsible for the following policy projects?”



Countries	Policies
EU	Affluent Seven
Big Six	Southern Seven
Founding Six	Visegrád Four
Austria	Italy
Belgium	Latvia
Bulgaria	Lithuania
Croatia	Luxembourg
Cyprus	Malta
Czech Rep.	Netherlands
Denmark	Poland
Estonia	Portugal
Finland	Romania
<b>France</b>	Slovakia
Germany	Slovenia
Greece	Spain
Hungary	Sweden
Ireland	UK

Single fiscal policy & Eurozone govern. ↗



Fully completed single market ↗



Common social policy ↗



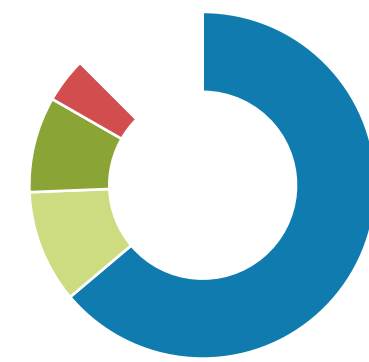
Common digital policy ↗



Common energy policy ↗



Single climate policy ↗



Integrated foreign & security policy ↗



Common policy in justice & home affairs ↗



Common immigration and asylum policy ↗



Common development assistance policy ↗



Common border police and coast guard ↗



Common defence structures ↗



Common China policy ↗



Common USA policy ↗



Common Russia policy ↗



Common Ukraine policy ↗



Common Syria policy ↗



Common MENA policy ↗



Policies & Partners Overview

Preferred Actor Level

**Preferred Actor Level (Public View)**

Priorities and Favoured Partners

Number of respondents: 1253. Share of 'Don't know' votes shown by open circles



France



EU28 Survey

Findings

Chapters

Preferences

Influence

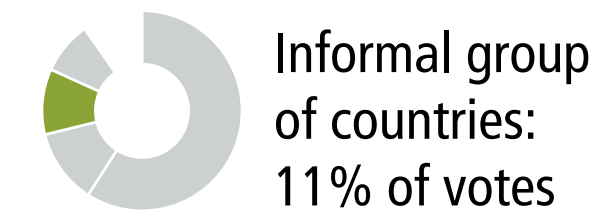
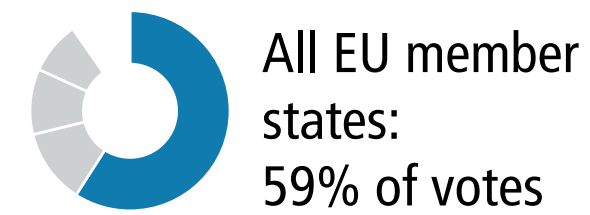
**Policies & Partners**

ecfr.eu/eucoalitionexplorer

# Preferred Actor Level (Public View) Votes by Germany

Q11

“In the EU, who should mainly be responsible for the following policy projects?”



Countries	Policies
EU	Affluent Seven
Big Six	Southern Seven
Founding Six	Visegrád Four
Austria	Italy
Belgium	Latvia
Bulgaria	Lithuania
Croatia	Luxembourg
Cyprus	Malta
Czech Rep.	Netherlands
Denmark	Poland
Estonia	Portugal
Finland	Romania
France	Slovakia
<b>Germany</b>	Slovenia
Greece	Spain
Hungary	Sweden
Ireland	UK

Single fiscal policy & Eurozone govern. ↗



Fully completed single market ↗



Common social policy ↗



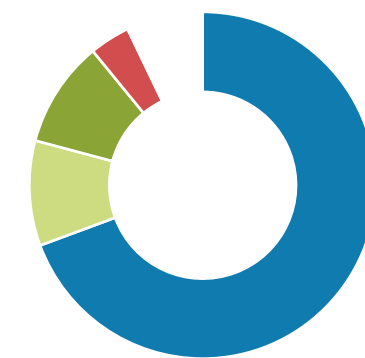
Common digital policy ↗



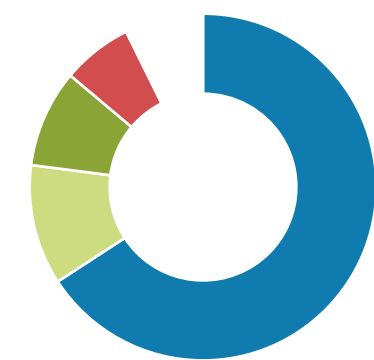
Common energy policy ↗



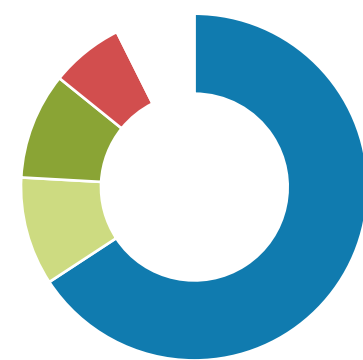
Single climate policy ↗



Integrated foreign & security policy ↗



Common policy in justice & home affairs ↗



Common immigration and asylum policy ↗



Common development assistance policy ↗



Common border police and coast guard ↗



Common defence structures ↗



Common China policy ↗



Common USA policy ↗



Common Russia policy ↗



Common Ukraine policy ↗



Common Syria policy ↗



Common MENA policy ↗



Policies & Partners Overview

Preferred Actor Level

**Preferred Actor Level (Public View)**

Priorities and Favoured Partners

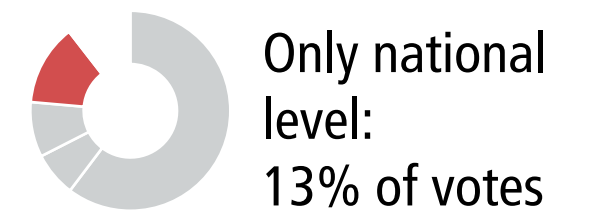
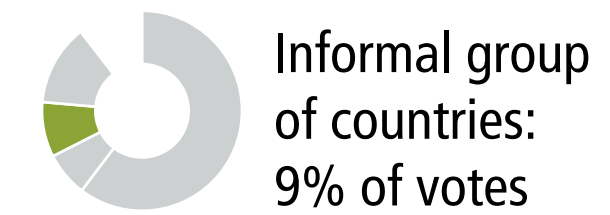
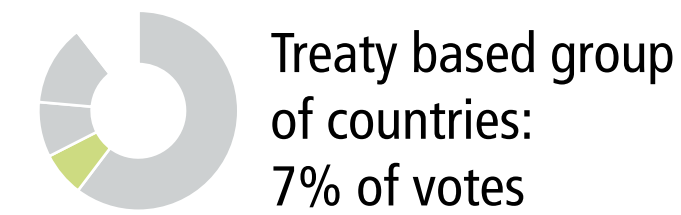
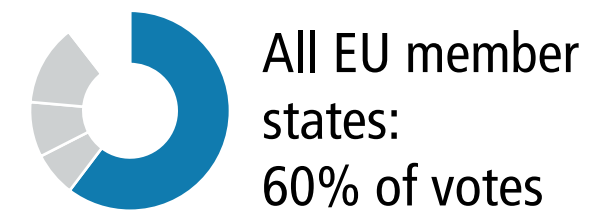
Number of respondents: 1613. Share of 'Don't know' votes shown by open circles



# Preferred Actor Level (Public View) Votes by Greece

Q11

“In the EU, who should mainly be responsible for the following policy projects?”



Countries	Policies
EU	Affluent Seven
Big Six	Southern Seven
Founding Six	Visegrád Four
Austria	Italy
Belgium	Latvia
Bulgaria	Lithuania
Croatia	Luxembourg
Cyprus	Malta
Czech Rep.	Netherlands
Denmark	Poland
Estonia	Portugal
Finland	Romania
France	Slovakia
Germany	Slovenia
<b>Greece</b>	Spain
Hungary	Sweden
Ireland	UK

Single fiscal policy & Eurozone govern. ↗



Fully completed single market ↗



Common social policy ↗



Common digital policy ↗



Common energy policy ↗



Single climate policy ↗



Integrated foreign & security policy ↗



Common policy in justice & home affairs ↗



Common immigration and asylum policy ↗



Common development assistance policy ↗



Common border police and coast guard ↗



Common defence structures ↗



Common China policy ↗



Common USA policy ↗



Common Russia policy ↗



Common Ukraine policy ↗



Common Syria policy ↗



Common MENA policy ↗



Policies & Partners Overview

Preferred Actor Level

**Preferred Actor Level (Public View)**

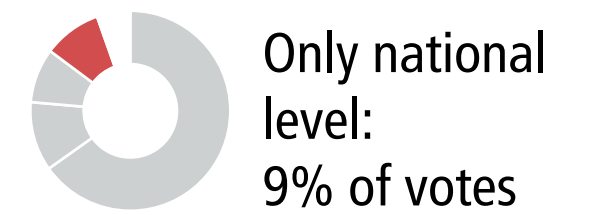
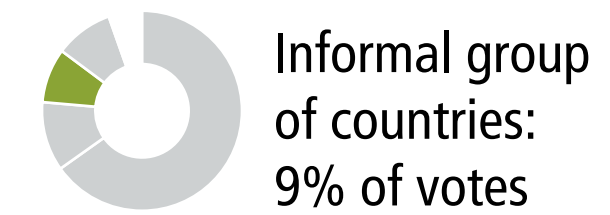
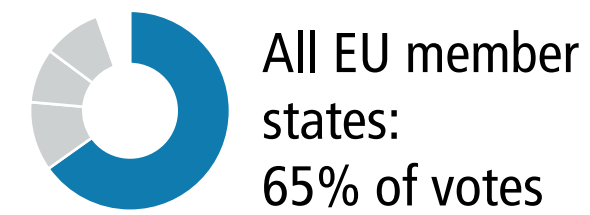
Priorities and Favoured Partners

Number of respondents: 238. Share of 'Don't know' votes shown by open circles

# Preferred Actor Level (Public View) Votes by Hungary

Q11

“In the EU, who should mainly be responsible for the following policy projects?”

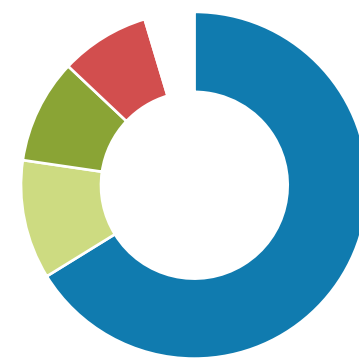


Countries	Policies
EU	Affluent Seven
Big Six	Southern Seven
Founding Six	Visegrád Four
Austria	Italy
Belgium	Latvia
Bulgaria	Lithuania
Croatia	Luxembourg
Cyprus	Malta
Czech Rep.	Netherlands
Denmark	Poland
Estonia	Portugal
Finland	Romania
France	Slovakia
Germany	Slovenia
Greece	Spain
<b>Hungary</b>	Sweden
Ireland	UK

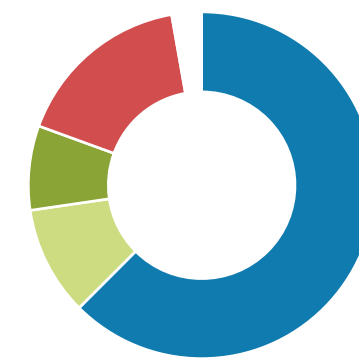
Single fiscal policy & Eurozone govern. ↗



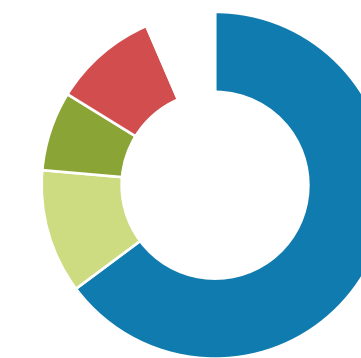
Fully completed single market ↗



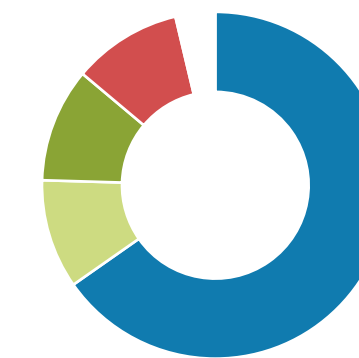
Common social policy ↗



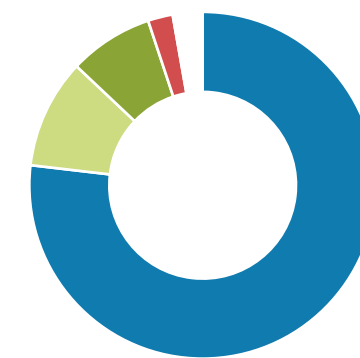
Common digital policy ↗



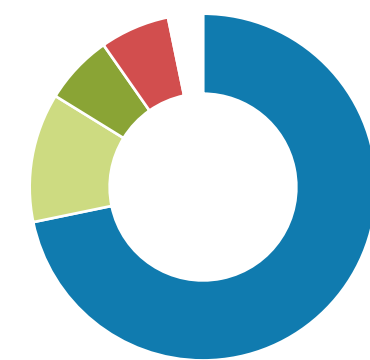
Common energy policy ↗



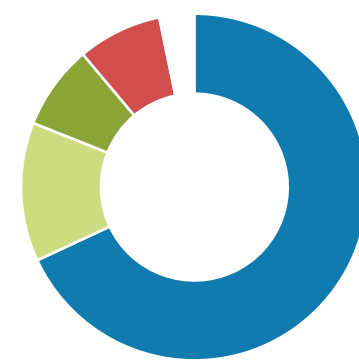
Single climate policy ↗



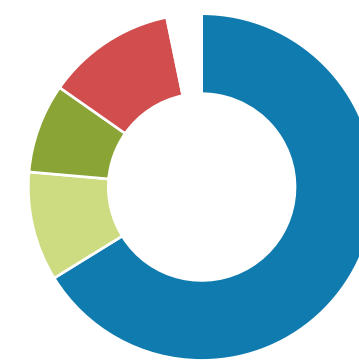
Integrated foreign & security policy ↗



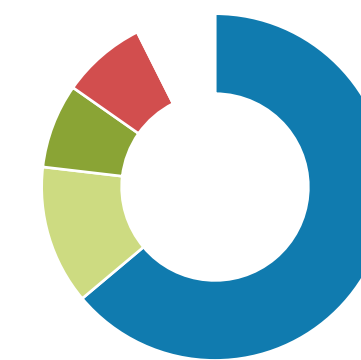
Common policy in justice & home affairs ↗



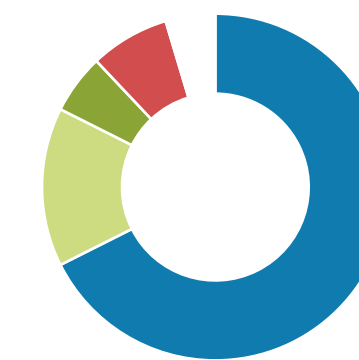
Common immigration and asylum policy ↗



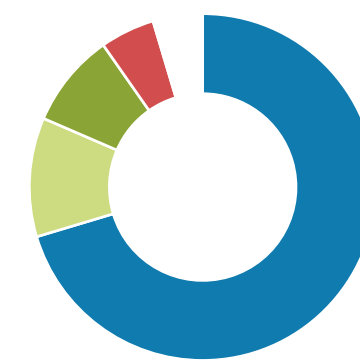
Common development assistance policy ↗



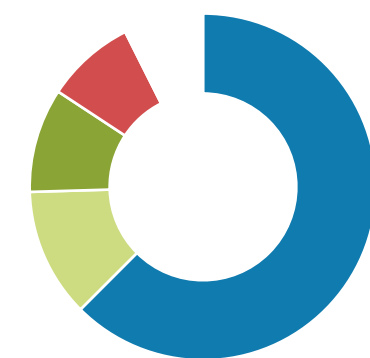
Common border police and coast guard ↗



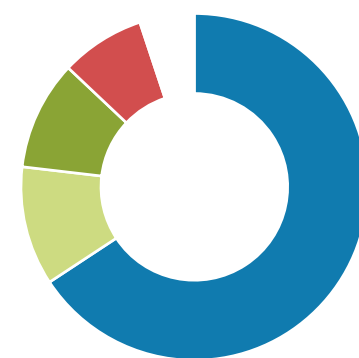
Common defence structures ↗



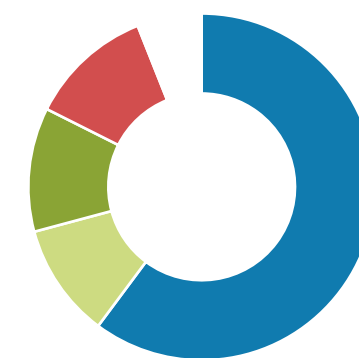
Common China policy ↗



Common USA policy ↗



Common Russia policy ↗



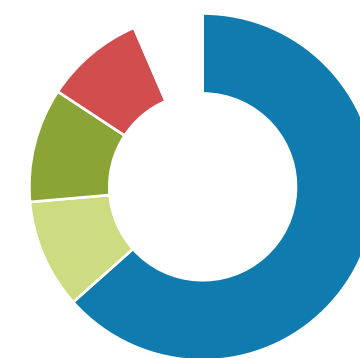
Common Ukraine policy ↗



Common Syria policy ↗



Common MENA policy ↗



Policies & Partners Overview

Preferred Actor Level

**Preferred Actor Level (Public View)**

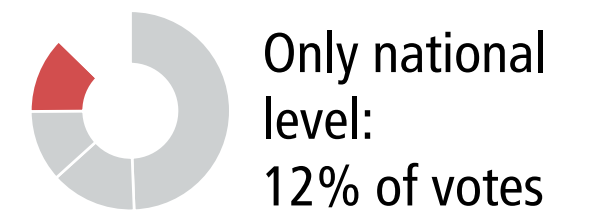
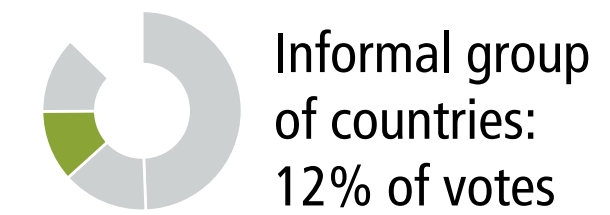
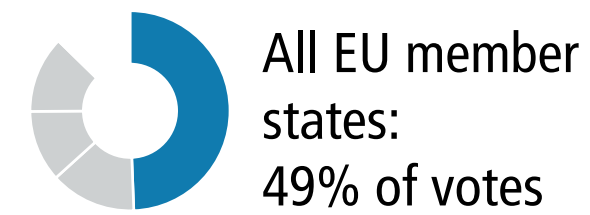
Priorities and Favoured Partners

Number of respondents: 216. Share of 'Don't know' votes shown by open circles

# Preferred Actor Level (Public View) Votes by Ireland

Q11

“In the EU, who should mainly be responsible for the following policy projects?”



Countries	Policies
EU	Affluent Seven
Big Six	Southern Seven
Founding Six	Visegrád Four
Austria	Italy
Belgium	Latvia
Bulgaria	Lithuania
Croatia	Luxembourg
Cyprus	Malta
Czech Rep.	Netherlands
Denmark	Poland
Estonia	Portugal
Finland	Romania
France	Slovakia
Germany	Slovenia
Greece	Spain
Hungary	Sweden
Ireland	UK

Single fiscal policy & Eurozone govern. ↗



Fully completed single market ↗



Common social policy ↗



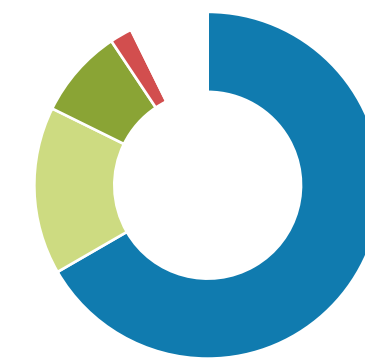
Common digital policy ↗



Common energy policy ↗



Single climate policy ↗



Integrated foreign & security policy ↗



Common policy in justice & home affairs ↗



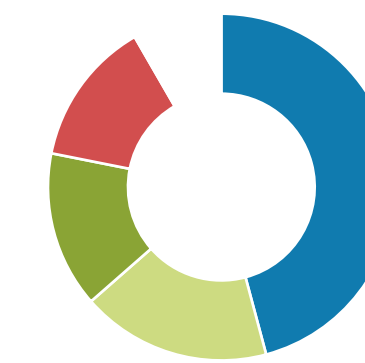
Common immigration and asylum policy ↗



Common development assistance policy ↗



Common border police and coast guard ↗



Common defence structures ↗



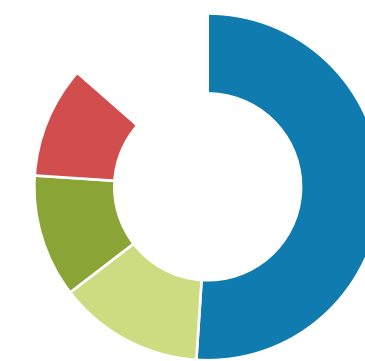
Common China policy ↗



Common USA policy ↗



Common Russia policy ↗



Common Ukraine policy ↗



Common Syria policy ↗



Common MENA policy ↗



Policies & Partners Overview

Preferred Actor Level

Preferred Actor Level (Public View)

Priorities and Favoured Partners

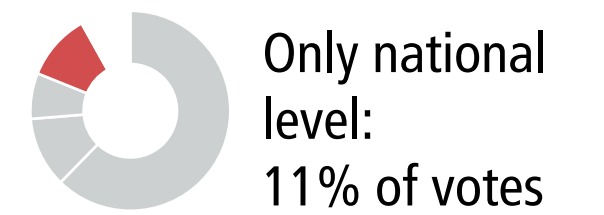
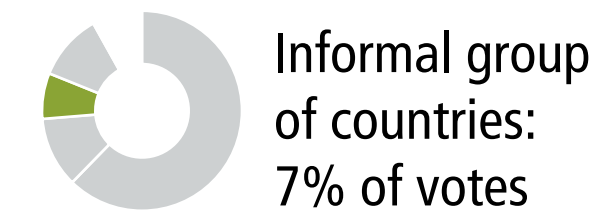
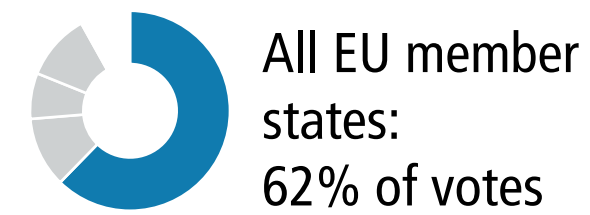
Number of respondents: 96. Share of 'Don't know' votes shown by open circles



# Preferred Actor Level (Public View) Votes by Italy

Q11

“In the EU, who should mainly be responsible for the following policy projects?”



Countries	Policies
EU	Affluent Seven
Big Six	Southern Seven
Founding Six	Visegrád Four
Austria	<b>Italy</b>
Belgium	Latvia
Bulgaria	Lithuania
Croatia	Luxembourg
Cyprus	Malta
Czech Rep.	Netherlands
Denmark	Poland
Estonia	Portugal
Finland	Romania
France	Slovakia
Germany	Slovenia
Greece	Spain
Hungary	Sweden
Ireland	UK

Single fiscal policy & Eurozone govern. ↗



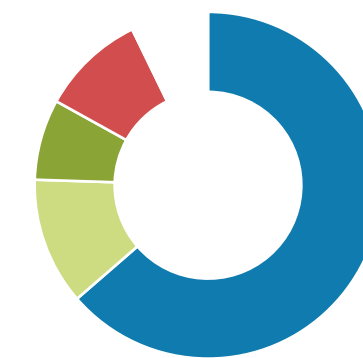
Fully completed single market ↗



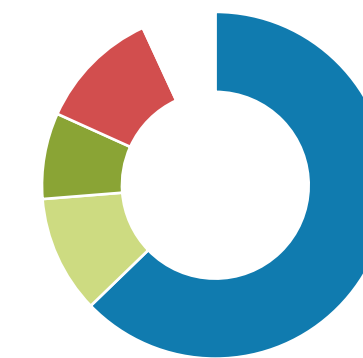
Common social policy ↗



Common digital policy ↗



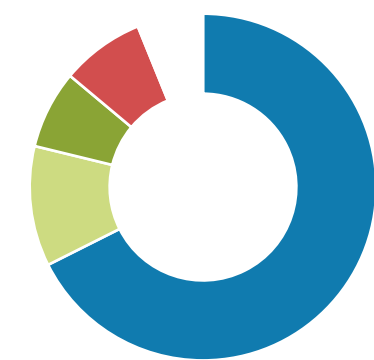
Common energy policy ↗



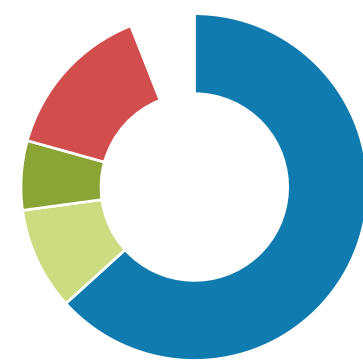
Single climate policy ↗



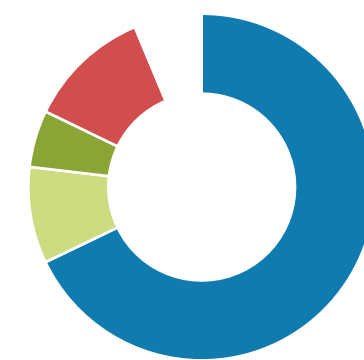
Integrated foreign & security policy ↗



Common policy in justice & home affairs ↗



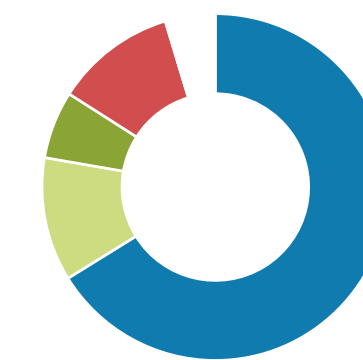
Common immigration and asylum policy ↗



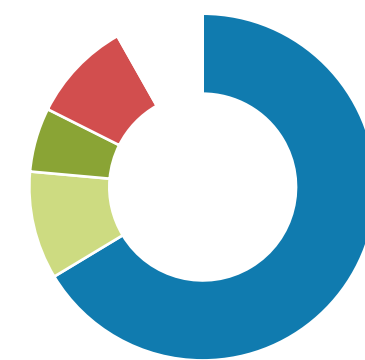
Common development assistance policy ↗



Common border police and coast guard ↗



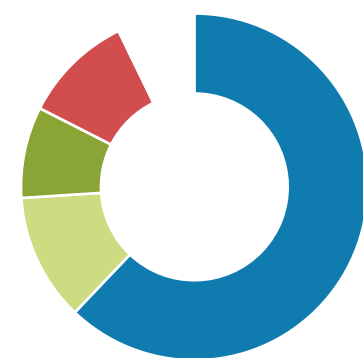
Common defence structures ↗



Common China policy ↗



Common USA policy ↗



Common Russia policy ↗



Common Ukraine policy ↗



Common Syria policy ↗



Common MENA policy ↗



Policies & Partners Overview

Preferred Actor Level

**Preferred Actor Level (Public View)**

Priorities and Favoured Partners

Number of respondents: 1222. Share of 'Don't know' votes shown by open circles



Italy



EU28 Survey

Findings

Chapters

Preferences

Influence

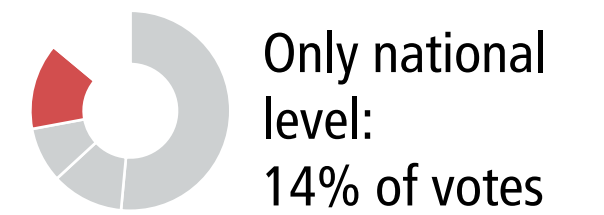
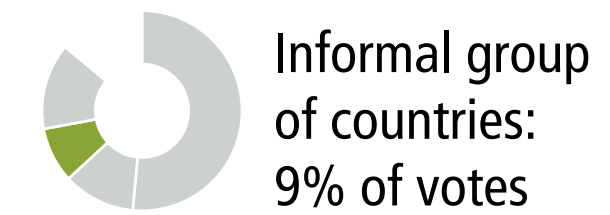
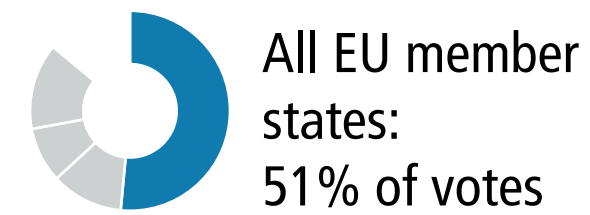
**Policies & Partners**

ecfr.eu/eucoalitionexplorer

# Preferred Actor Level (Public View) Votes by Latvia

Q11

“In the EU, who should mainly be responsible for the following policy projects?”



Countries	Policies
EU	Affluent Seven
Big Six	Southern Seven
Founding Six	Visegrád Four
Austria	Italy
Belgium	<b>Latvia</b>
Bulgaria	Lithuania
Croatia	Luxembourg
Cyprus	Malta
Czech Rep.	Netherlands
Denmark	Poland
Estonia	Portugal
Finland	Romania
France	Slovakia
Germany	Slovenia
Greece	Spain
Hungary	Sweden
Ireland	UK

Single fiscal policy & Eurozone govern. ↗



Fully completed single market ↗



Common social policy ↗



Common digital policy ↗



Common energy policy ↗



Single climate policy ↗



Integrated foreign & security policy ↗



Common policy in justice & home affairs ↗



Common immigration and asylum policy ↗



Common development assistance policy ↗



Common border police and coast guard ↗



Common defence structures ↗



Common China policy ↗



Common USA policy ↗



Common Russia policy ↗



Common Ukraine policy ↗



Common Syria policy ↗



Common MENA policy ↗



Policies & Partners Overview

Preferred Actor Level

**Preferred Actor Level (Public View)**

Priorities and Favoured Partners

Number of respondents: 41. Share of 'Don't know' votes shown by open circles



Latvia



EU28 Survey

Findings

Chapters

Preferences

Influence

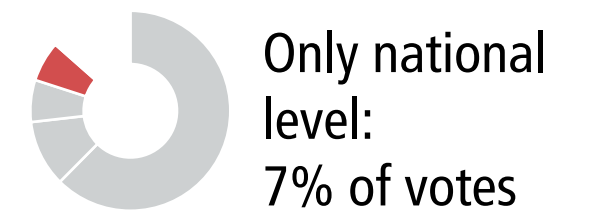
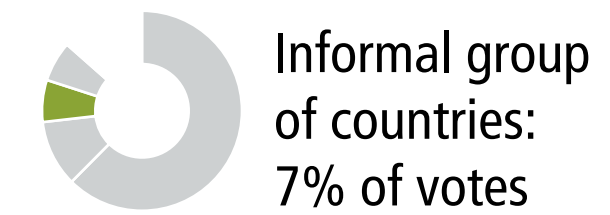
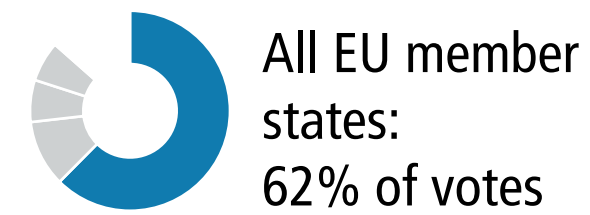
**Policies & Partners**

ecfr.eu/eucoalitionexplorer

# Preferred Actor Level (Public View) Votes by Lithuania

Q11

“In the EU, who should mainly be responsible for the following policy projects?”



Countries	Policies
EU	Affluent Seven
Big Six	Southern Seven
Founding Six	Visegrád Four
Austria	Italy
Belgium	Latvia
Bulgaria	<b>Lithuania</b>
Croatia	Luxembourg
Cyprus	Malta
Czech Rep.	Netherlands
Denmark	Poland
Estonia	Portugal
Finland	Romania
France	Slovakia
Germany	Slovenia
Greece	Spain
Hungary	Sweden
Ireland	UK

Single fiscal policy & Eurozone govern. ↗



Fully completed single market ↗



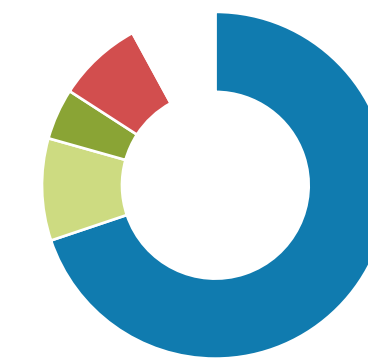
Common social policy ↗



Common digital policy ↗



Common energy policy ↗



Single climate policy ↗



Integrated foreign & security policy ↗



Common policy in justice & home affairs ↗



Common immigration and asylum policy ↗



Common development assistance policy ↗



Common border police and coast guard ↗



Common defence structures ↗



Common China policy ↗



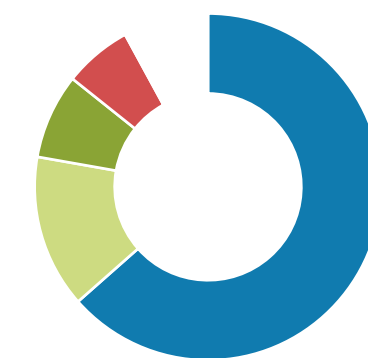
Common USA policy ↗



Common Russia policy ↗



Common Ukraine policy ↗



Common Syria policy ↗



Common MENA policy ↗



Policies & Partners Overview

Preferred Actor Level

**Preferred Actor Level (Public View)**

Priorities and Favoured Partners

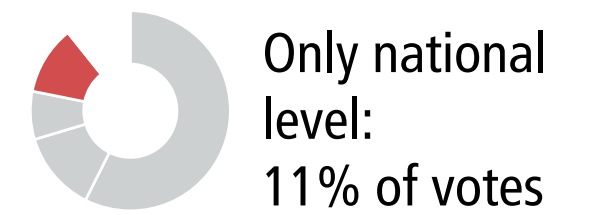
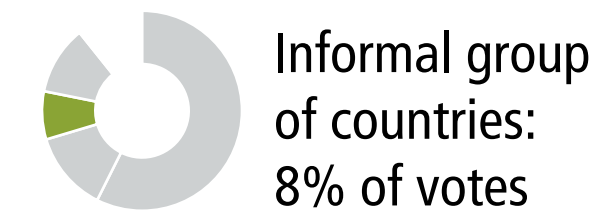
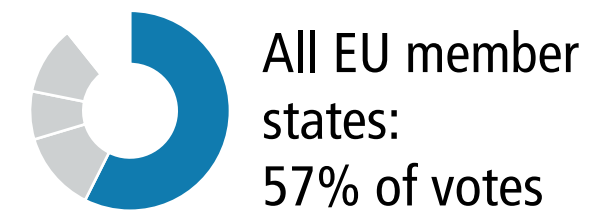
Number of respondents: 63. Share of 'Don't know' votes shown by open circles



# Preferred Actor Level (Public View) Votes by Luxembourg

Q11

“In the EU, who should mainly be responsible for the following policy projects?”

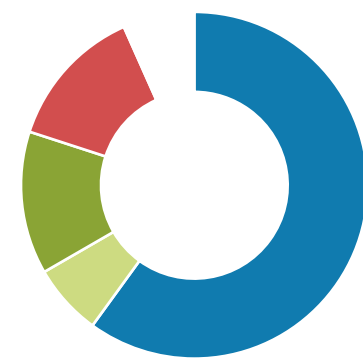


Countries	Policies
EU	Affluent Seven
Big Six	Southern Seven
Founding Six	Visegrád Four
Austria	Italy
Belgium	Latvia
Bulgaria	Lithuania
Croatia	<b>Luxembourg</b>
Cyprus	Malta
Czech Rep.	Netherlands
Denmark	Poland
Estonia	Portugal
Finland	Romania
France	Slovakia
Germany	Slovenia
Greece	Spain
Hungary	Sweden
Ireland	UK

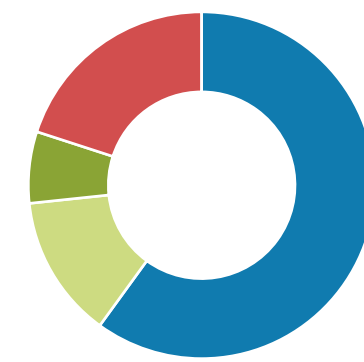
Single fiscal policy & Eurozone govern. ↗



Fully completed single market ↗



Common social policy ↗



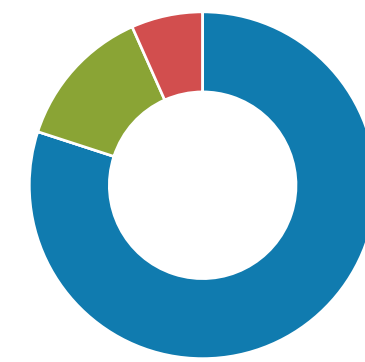
Common digital policy ↗



Common energy policy ↗



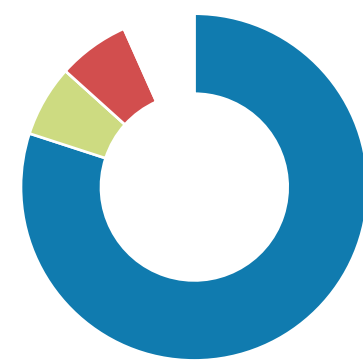
Single climate policy ↗



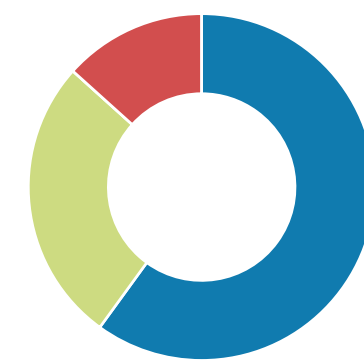
Integrated foreign & security policy ↗



Common policy in justice & home affairs ↗



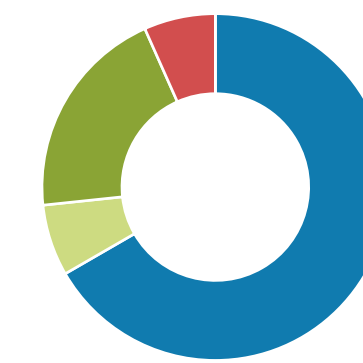
Common immigration and asylum policy ↗



Common development assistance policy ↗



Common border police and coast guard ↗



Common defence structures ↗



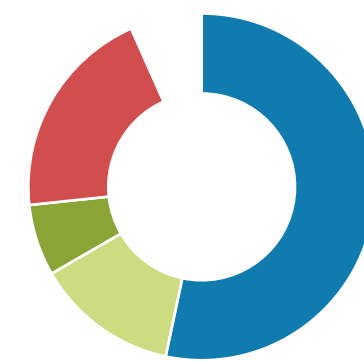
Common China policy ↗



Common USA policy ↗



Common Russia policy ↗



Common Ukraine policy ↗



Common Syria policy ↗



Common MENA policy ↗



Policies & Partners Overview

Preferred Actor Level

**Preferred Actor Level (Public View)**

Priorities and Favoured Partners

Number of respondents: 15. Share of 'Don't know' votes shown by open circles

# Preferred Actor Level (Public View) Votes by Malta

Q11

“In the EU, who should mainly be responsible for the following policy projects?”



All EU member states:  
47% of votes



Treaty based group of countries:  
14% of votes



Informal group of countries:  
17% of votes



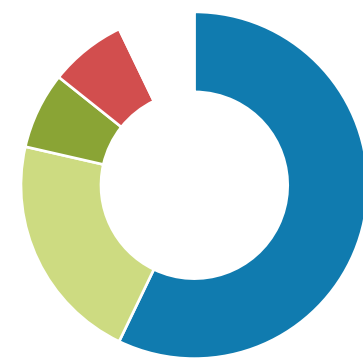
Only national level:  
9% of votes

Countries	Policies
EU	Affluent Seven
Big Six	Southern Seven
Founding Six	Visegrád Four
Austria	Italy
Belgium	Latvia
Bulgaria	Lithuania
Croatia	Luxembourg
Cyprus	<b>Malta</b>
Czech Rep.	Netherlands
Denmark	Poland
Estonia	Portugal
Finland	Romania
France	Slovakia
Germany	Slovenia
Greece	Spain
Hungary	Sweden
Ireland	UK

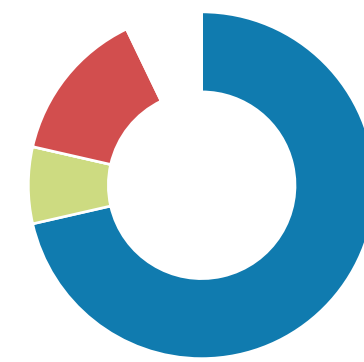
Single fiscal policy & Eurozone govern. ↗



Fully completed single market ↗



Common social policy ↗



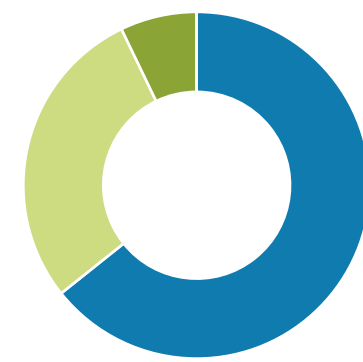
Common digital policy ↗



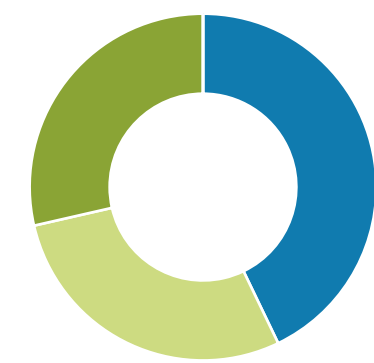
Common energy policy ↗



Single climate policy ↗



Integrated foreign & security policy ↗



Common policy in justice & home affairs ↗



Common immigration and asylum policy ↗



Common development assistance policy ↗



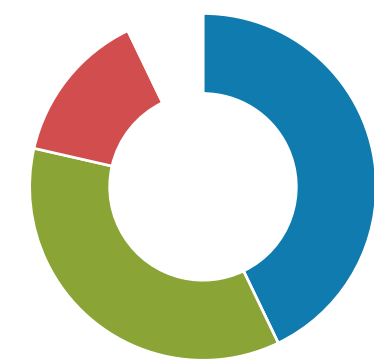
Common border police and coast guard ↗



Common defence structures ↗



Common China policy ↗



Common USA policy ↗



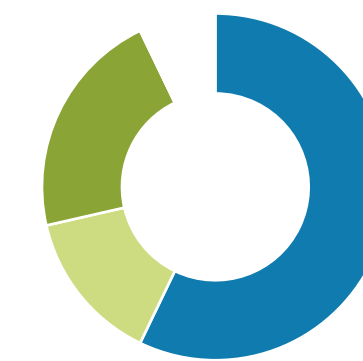
Common Russia policy ↗



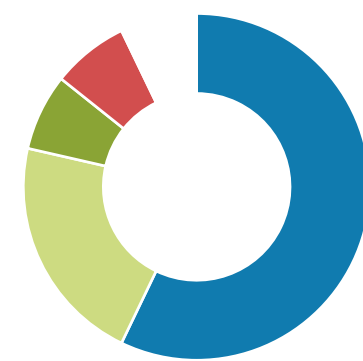
Common Ukraine policy ↗



Common Syria policy ↗



Common MENA policy ↗



Policies & Partners Overview

Preferred Actor Level

**Preferred Actor Level (Public View)**

Priorities and Favoured Partners

Number of respondents: 14. Share of 'Don't know' votes shown by open circles



Malta



EU28 Survey

Findings

Chapters

Preferences

Influence

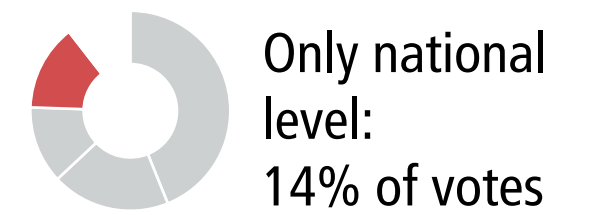
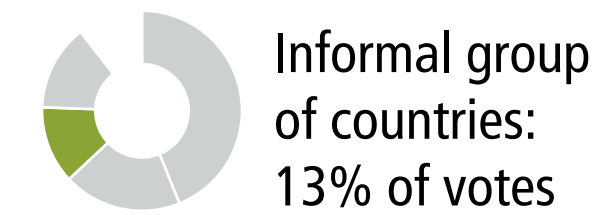
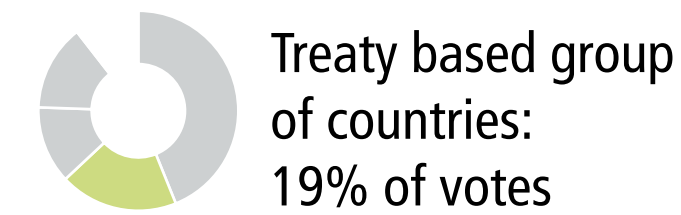
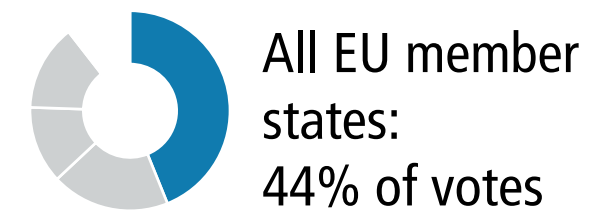
**Policies & Partners**

ecfr.eu/eucoalitionexplorer

# Preferred Actor Level (Public View) Votes by Netherlands

Q11

“In the EU, who should mainly be responsible for the following policy projects?”



Countries	Policies
EU	Affluent Seven
Big Six	Southern Seven
Founding Six	Visegrád Four
Austria	Italy
Belgium	Latvia
Bulgaria	Lithuania
Croatia	Luxembourg
Cyprus	Malta
Czech Rep.	<b>Netherlands</b>
Denmark	Poland
Estonia	Portugal
Finland	Romania
France	Slovakia
Germany	Slovenia
Greece	Spain
Hungary	Sweden
Ireland	UK

Single fiscal policy & Eurozone govern. ↗



Fully completed single market ↗



Common social policy ↗



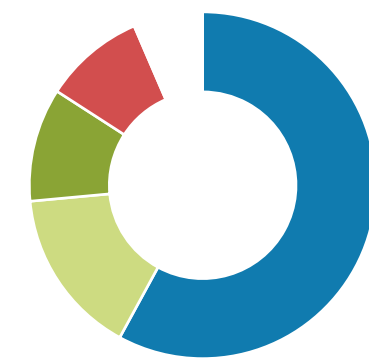
Common digital policy ↗



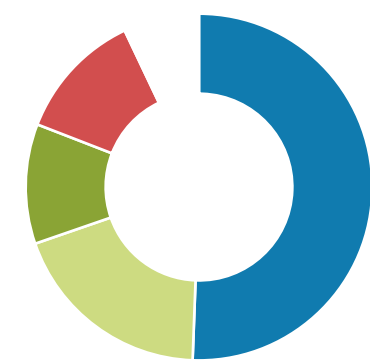
Common energy policy ↗



Single climate policy ↗



Integrated foreign & security policy ↗



Common policy in justice & home affairs ↗



Common immigration and asylum policy ↗



Common development assistance policy ↗



Common border police and coast guard ↗



Common defence structures ↗



Common China policy ↗



Common USA policy ↗



Common Russia policy ↗



Common Ukraine policy ↗



Common Syria policy ↗



Common MENA policy ↗



Policies & Partners Overview

Preferred Actor Level

**Preferred Actor Level (Public View)**

Priorities and Favoured Partners

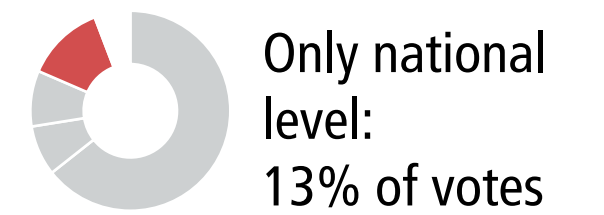
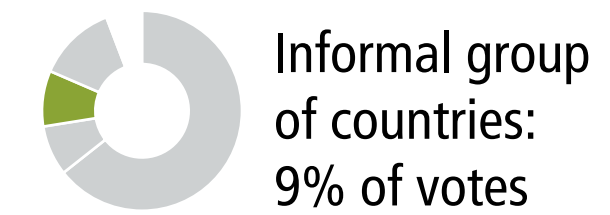
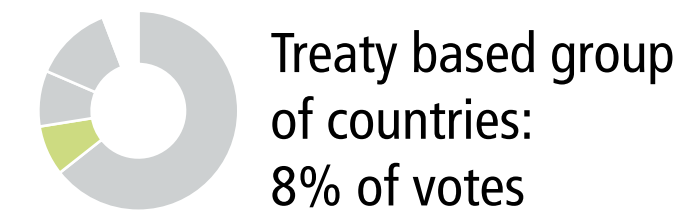
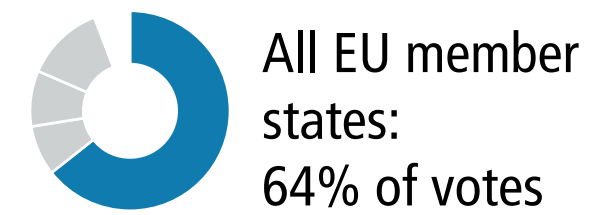
Number of respondents: 340. Share of 'Don't know' votes shown by open circles



# Preferred Actor Level (Public View) Votes by Poland

Q11

“In the EU, who should mainly be responsible for the following policy projects?”

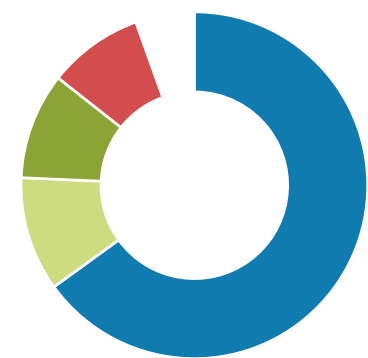


Countries	Policies
EU	Affluent Seven
Big Six	Southern Seven
Founding Six	Visegrád Four
Austria	Italy
Belgium	Latvia
Bulgaria	Lithuania
Croatia	Luxembourg
Cyprus	Malta
Czech Rep.	Netherlands
Denmark	<b>Poland</b>
Estonia	Portugal
Finland	Romania
France	Slovakia
Germany	Slovenia
Greece	Spain
Hungary	Sweden
Ireland	UK

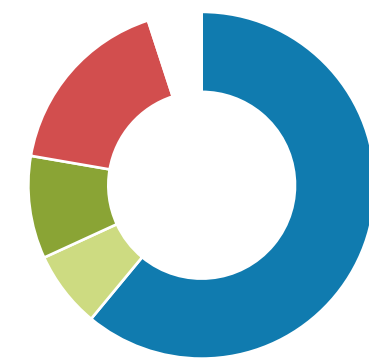
Single fiscal policy & Eurozone govern. ↗



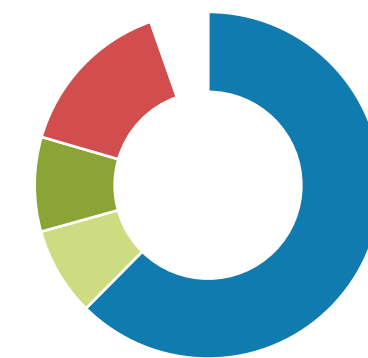
Fully completed single market ↗



Common social policy ↗



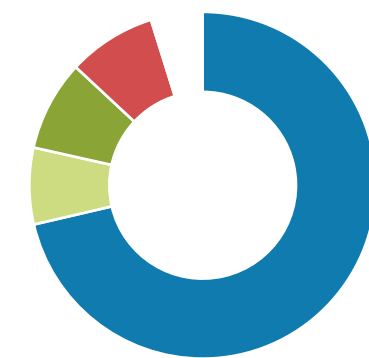
Common digital policy ↗



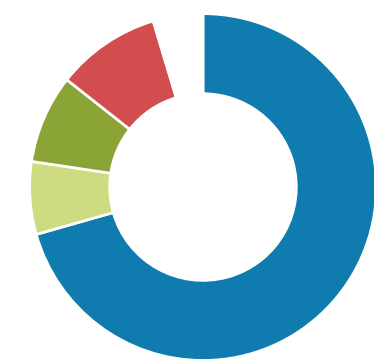
Common energy policy ↗



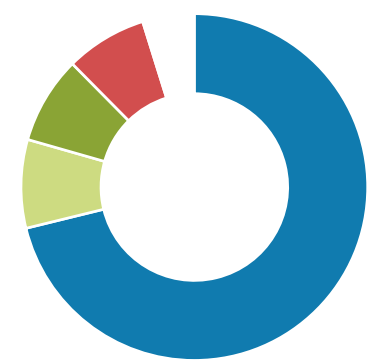
Single climate policy ↗



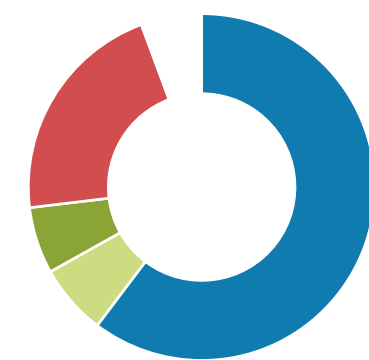
Integrated foreign & security policy ↗



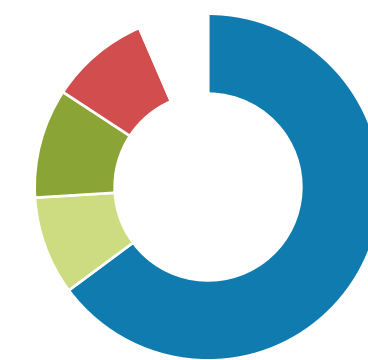
Common policy in justice & home affairs ↗



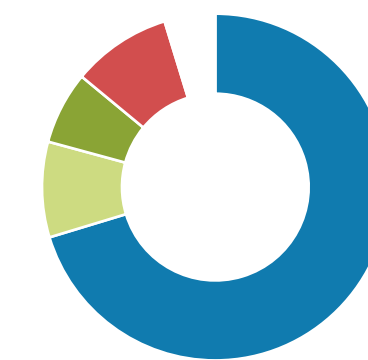
Common immigration and asylum policy ↗



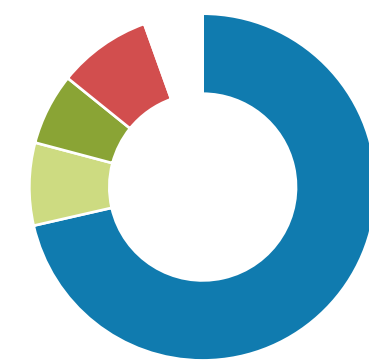
Common development assistance policy ↗



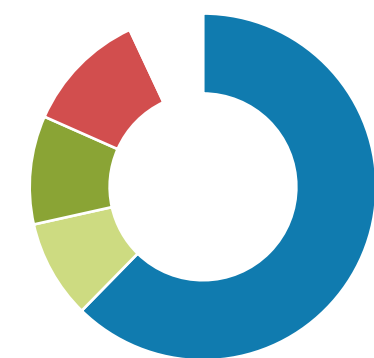
Common border police and coast guard ↗



Common defence structures ↗



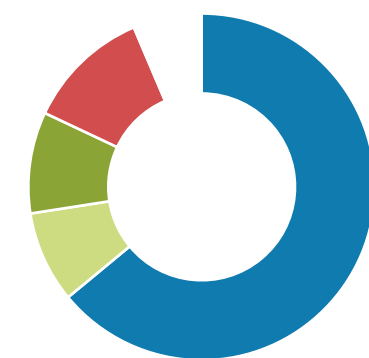
Common China policy ↗



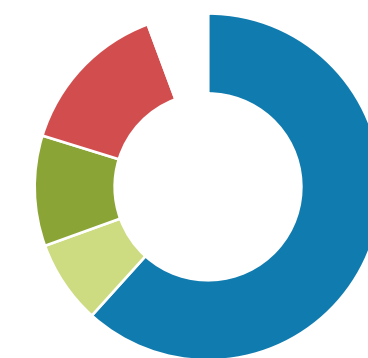
Common USA policy ↗



Common Russia policy ↗



Common Ukraine policy ↗



Common Syria policy ↗



Common MENA policy ↗



Policies & Partners Overview

Preferred Actor Level

**Preferred Actor Level (Public View)**

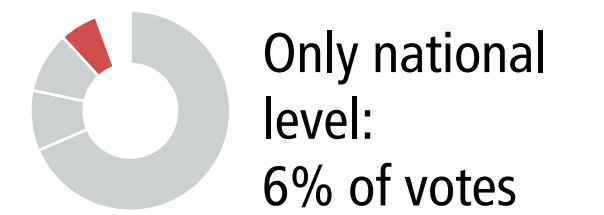
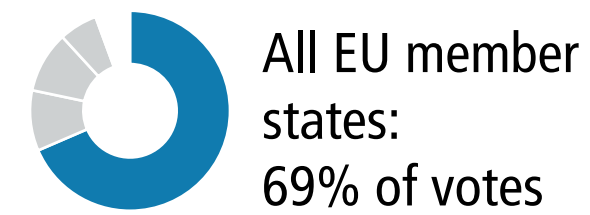
Priorities and Favoured Partners

Number of respondents: 1078. Share of 'Don't know' votes shown by open circles

# Preferred Actor Level (Public View) Votes by Portugal

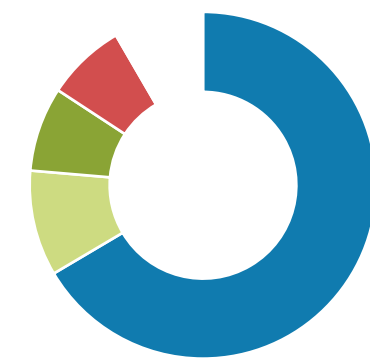
Q11

“In the EU, who should mainly be responsible for the following policy projects?”

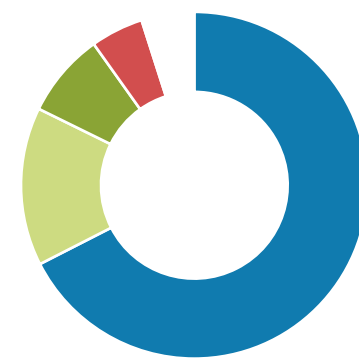


Countries	Policies
EU	Affluent Seven
Big Six	Southern Seven
Founding Six	Visegrád Four
Austria	Italy
Belgium	Latvia
Bulgaria	Lithuania
Croatia	Luxembourg
Cyprus	Malta
Czech Rep.	Netherlands
Denmark	Poland
Estonia	<b>Portugal</b>
Finland	Romania
France	Slovakia
Germany	Slovenia
Greece	Spain
Hungary	Sweden
Ireland	UK

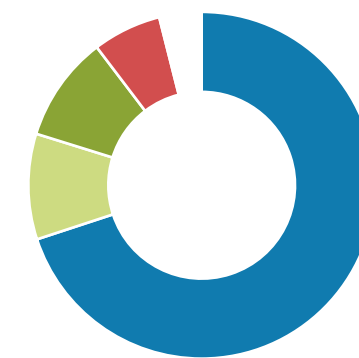
Single fiscal policy & Eurozone govern. ↗



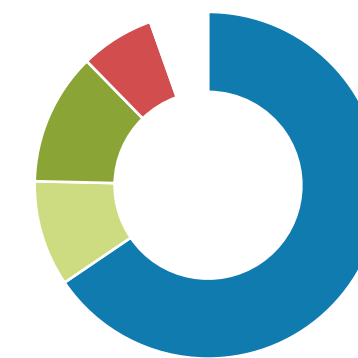
Fully completed single market ↗



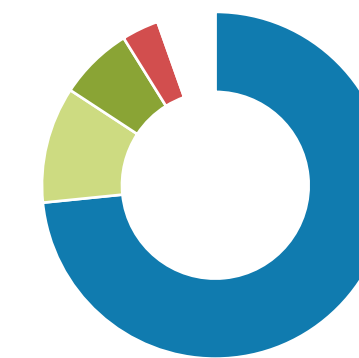
Common social policy ↗



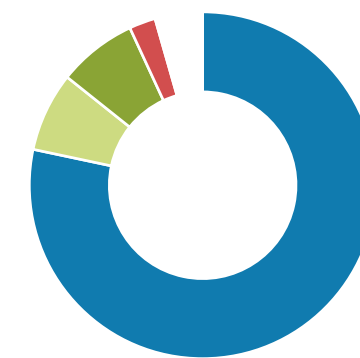
Common digital policy ↗



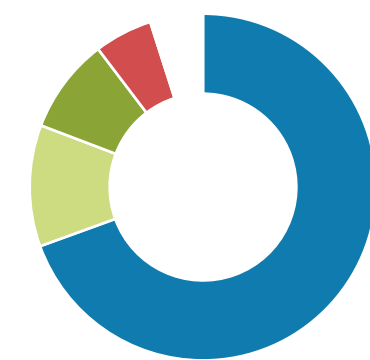
Common energy policy ↗



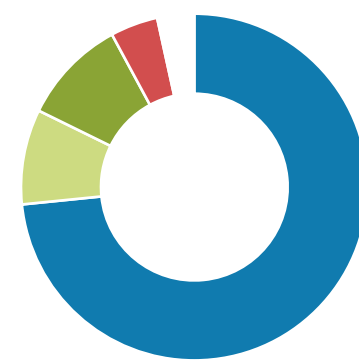
Single climate policy ↗



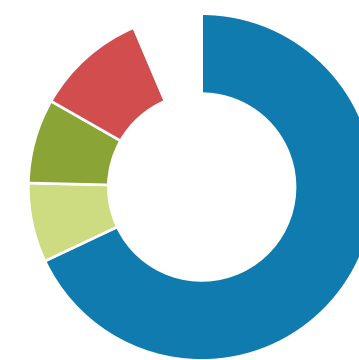
Integrated foreign & security policy ↗



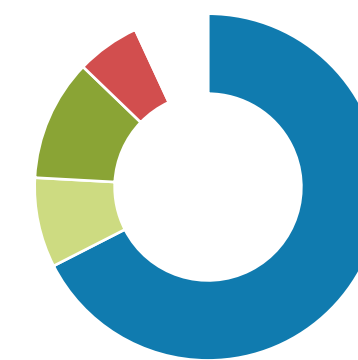
Common policy in justice & home affairs ↗



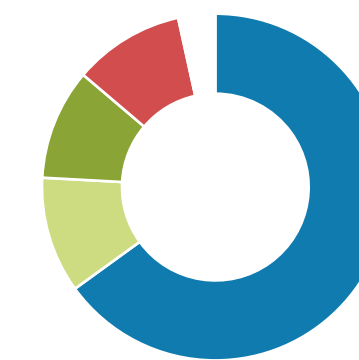
Common immigration and asylum policy ↗



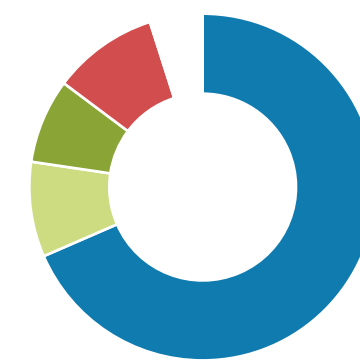
Common development assistance policy ↗



Common border police and coast guard ↗



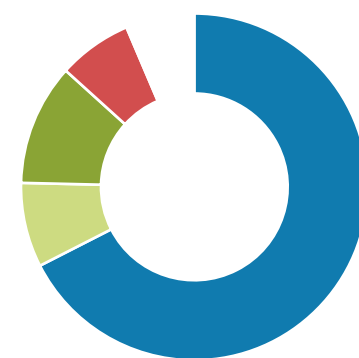
Common defence structures ↗



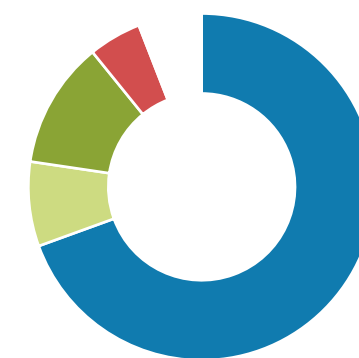
Common China policy ↗



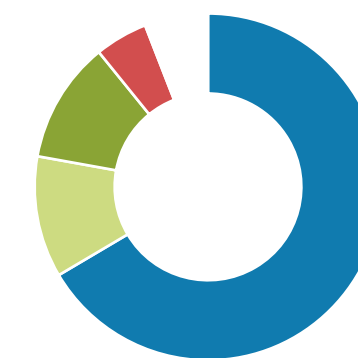
Common USA policy ↗



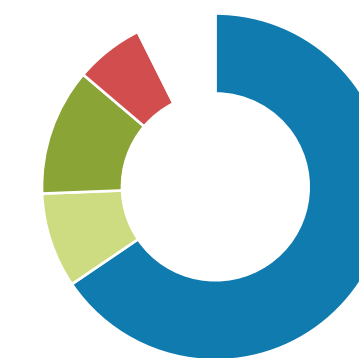
Common Russia policy ↗



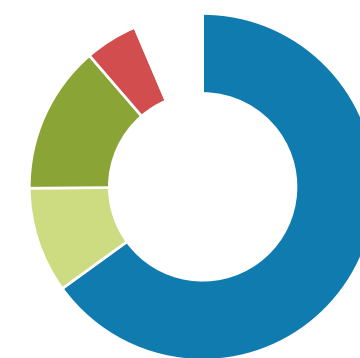
Common Ukraine policy ↗



Common Syria policy ↗



Common MENA policy ↗



Policies & Partners Overview

Preferred Actor Level

**Preferred Actor Level (Public View)**

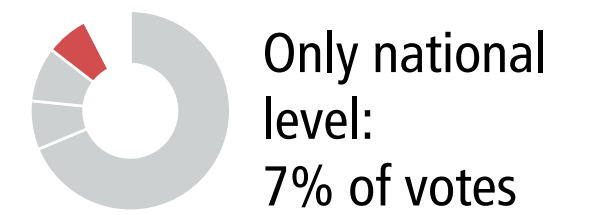
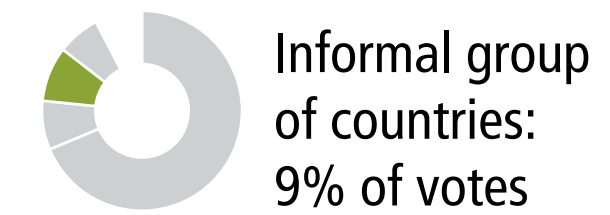
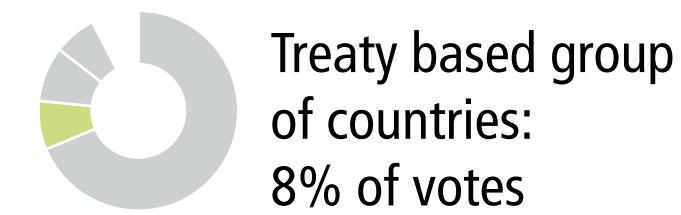
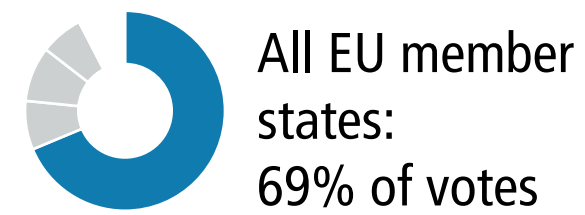
Priorities and Favoured Partners

Number of respondents: 203. Share of 'Don't know' votes shown by open circles

# Preferred Actor Level (Public View) Votes by Romania

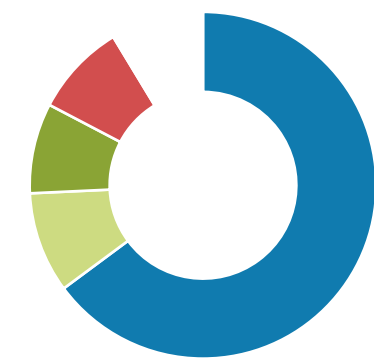
Q11

“In the EU, who should mainly be responsible for the following policy projects?”

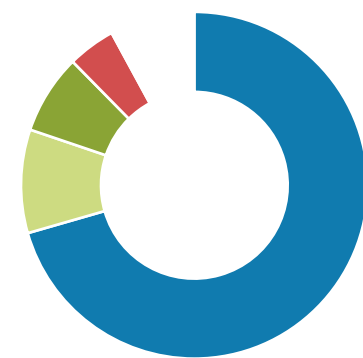


Countries	Policies
EU	Affluent Seven
Big Six	Southern Seven
Founding Six	Visegrád Four
Austria	Italy
Belgium	Latvia
Bulgaria	Lithuania
Croatia	Luxembourg
Cyprus	Malta
Czech Rep.	Netherlands
Denmark	Poland
Estonia	Portugal
Finland	<b>Romania</b>
France	Slovakia
Germany	Slovenia
Greece	Spain
Hungary	Sweden
Ireland	UK

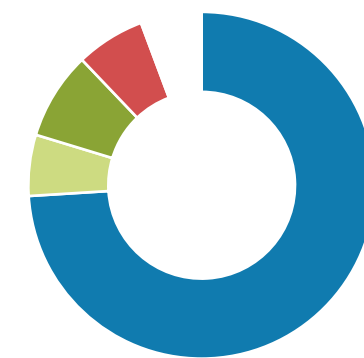
Single fiscal policy & Eurozone govern. ↗



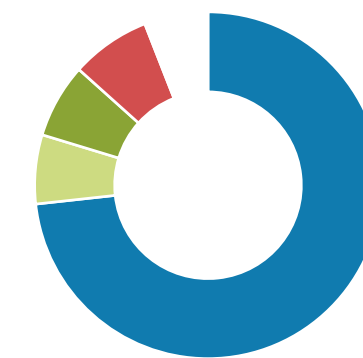
Fully completed single market ↗



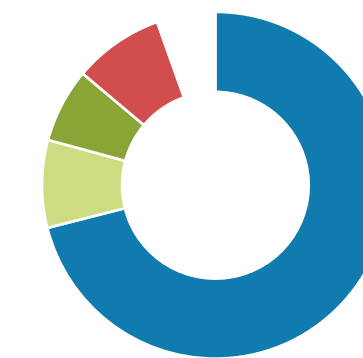
Common social policy ↗



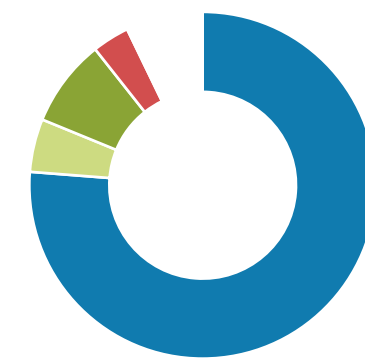
Common digital policy ↗



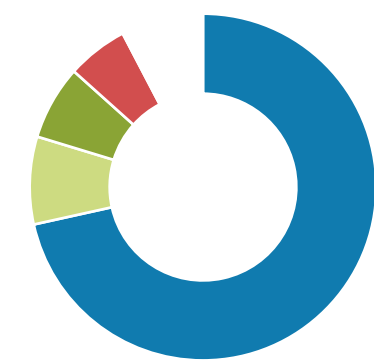
Common energy policy ↗



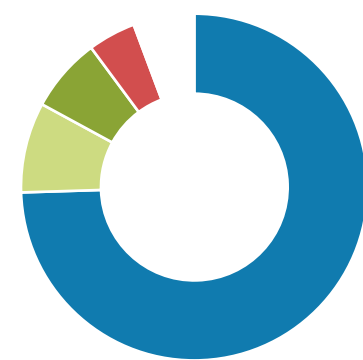
Single climate policy ↗



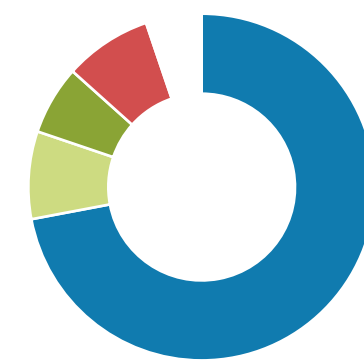
Integrated foreign & security policy ↗



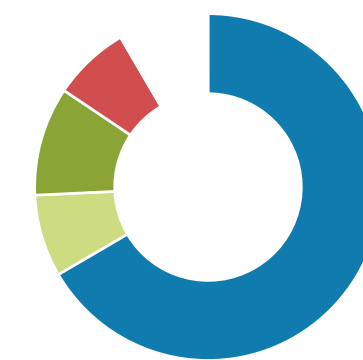
Common policy in justice & home affairs ↗



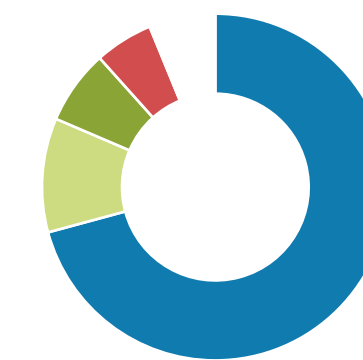
Common immigration and asylum policy ↗



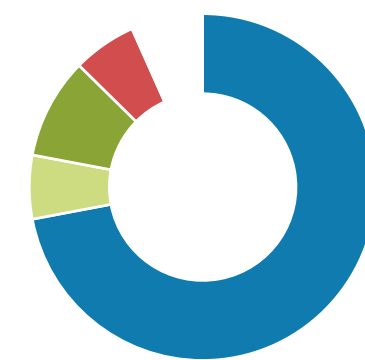
Common development assistance policy ↗



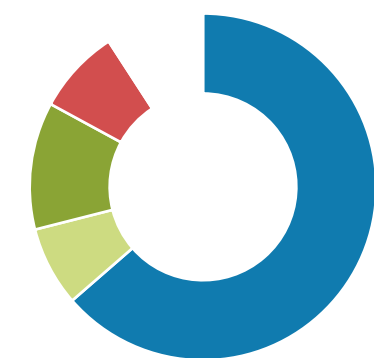
Common border police and coast guard ↗



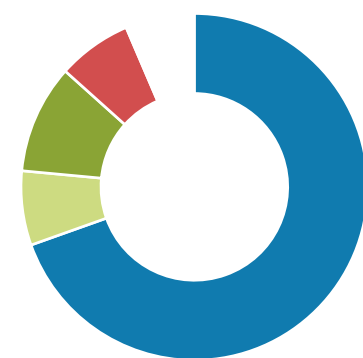
Common defence structures ↗



Common China policy ↗



Common USA policy ↗



Common Russia policy ↗



Common Ukraine policy ↗



Common Syria policy ↗



Common MENA policy ↗



Policies & Partners Overview

Preferred Actor Level

**Preferred Actor Level (Public View)**

Priorities and Favoured Partners

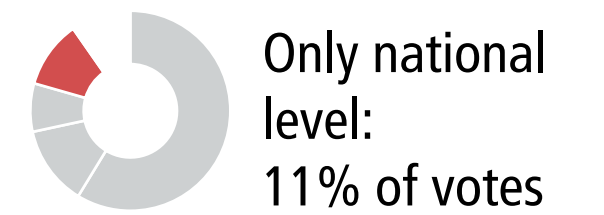
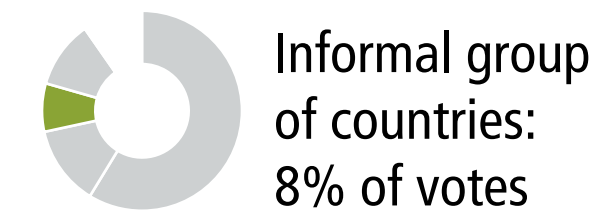
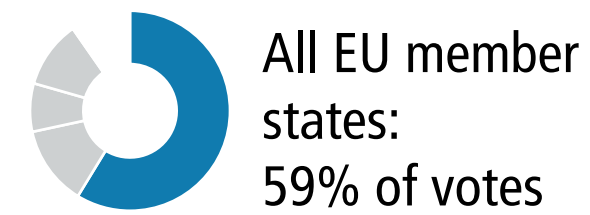
Number of respondents: 404. Share of 'Don't know' votes shown by open circles



# Preferred Actor Level (Public View) Votes by Slovakia

Q11

“In the EU, who should mainly be responsible for the following policy projects?”

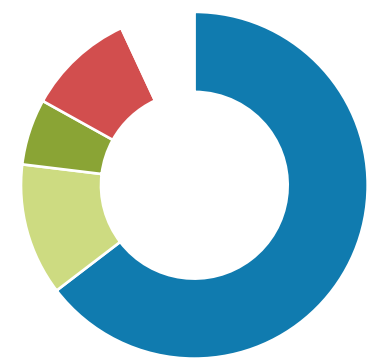


Countries	Policies
EU	Affluent Seven
Big Six	Southern Seven
Founding Six	Visegrád Four
Austria	Italy
Belgium	Latvia
Bulgaria	Lithuania
Croatia	Luxembourg
Cyprus	Malta
Czech Rep.	Netherlands
Denmark	Poland
Estonia	Portugal
Finland	Romania
France	<b>Slovakia</b>
Germany	Slovenia
Greece	Spain
Hungary	Sweden
Ireland	UK

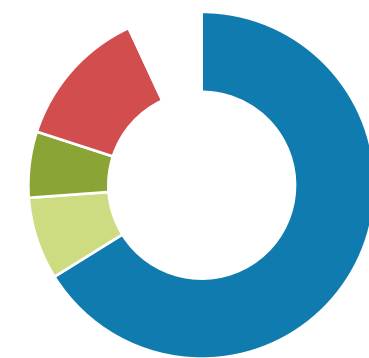
Single fiscal policy & Eurozone govern. ↗



Fully completed single market ↗



Common social policy ↗



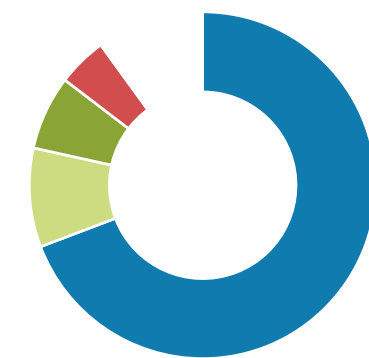
Common digital policy ↗



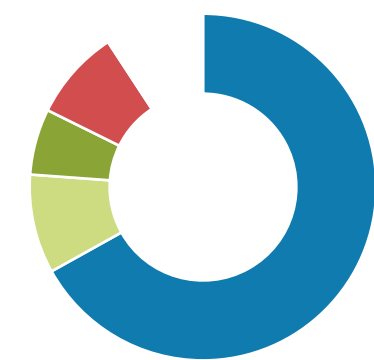
Common energy policy ↗



Single climate policy ↗



Integrated foreign & security policy ↗



Common policy in justice & home affairs ↗



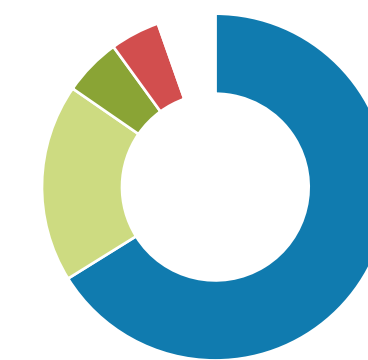
Common immigration and asylum policy ↗



Common development assistance policy ↗



Common border police and coast guard ↗



Common defence structures ↗



Common China policy ↗



Common USA policy ↗



Common Russia policy ↗



Common Ukraine policy ↗



Common Syria policy ↗



Common MENA policy ↗



Policies & Partners Overview

Preferred Actor Level

**Preferred Actor Level (Public View)**

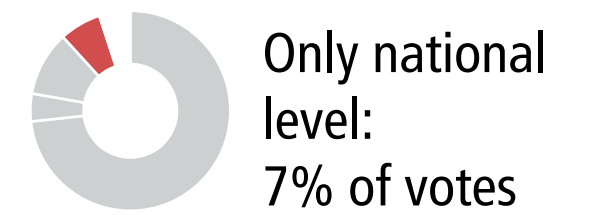
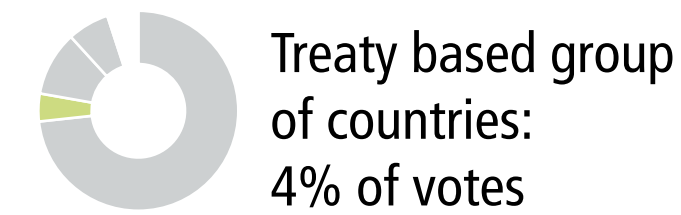
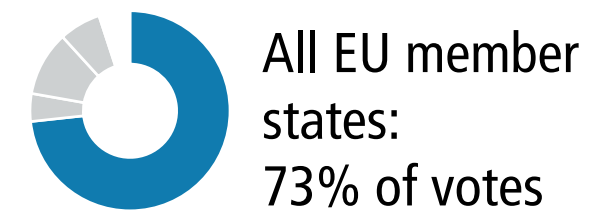
Priorities and Favoured Partners

Number of respondents: 130. Share of 'Don't know' votes shown by open circles

# Preferred Actor Level (Public View) Votes by Slovenia

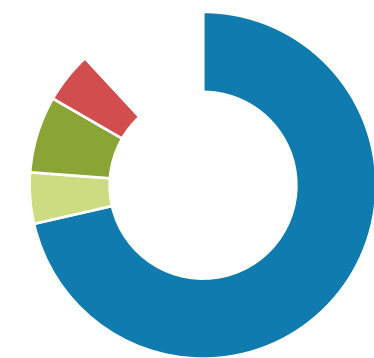
Q11

“In the EU, who should mainly be responsible for the following policy projects?”

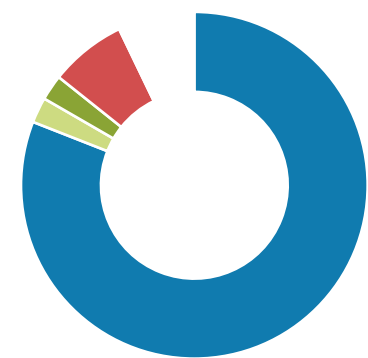


Countries	Policies
EU	Affluent Seven
Big Six	Southern Seven
Founding Six	Visegrád Four
Austria	Italy
Belgium	Latvia
Bulgaria	Lithuania
Croatia	Luxembourg
Cyprus	Malta
Czech Rep.	Netherlands
Denmark	Poland
Estonia	Portugal
Finland	Romania
France	Slovakia
Germany	<b>Slovenia</b>
Greece	Spain
Hungary	Sweden
Ireland	UK

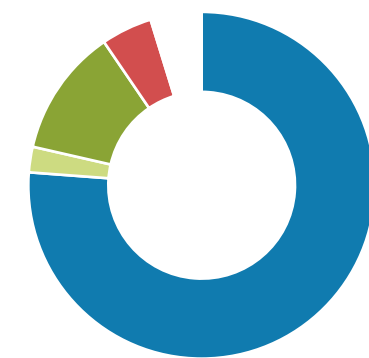
Single fiscal policy & Eurozone govern. ↗



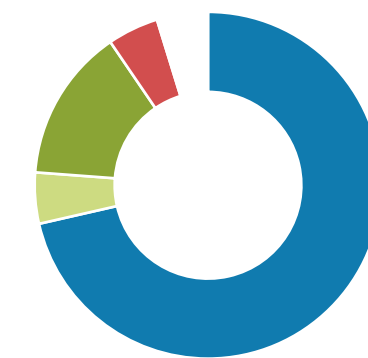
Fully completed single market ↗



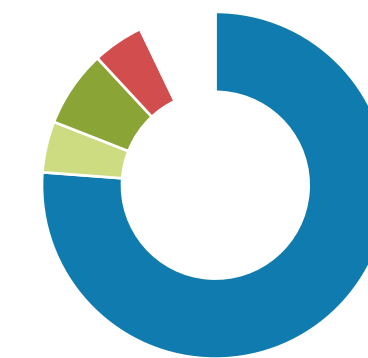
Common social policy ↗



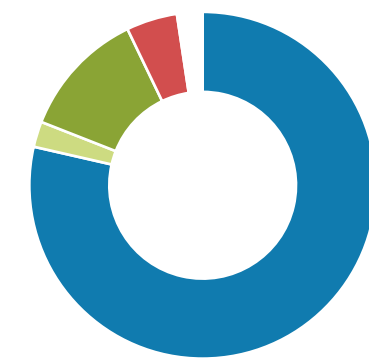
Common digital policy ↗



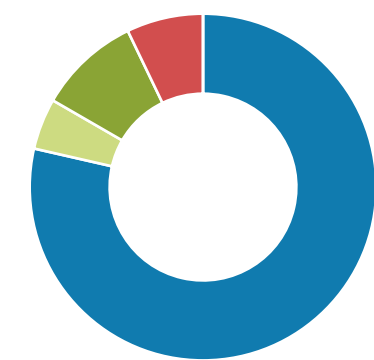
Common energy policy ↗



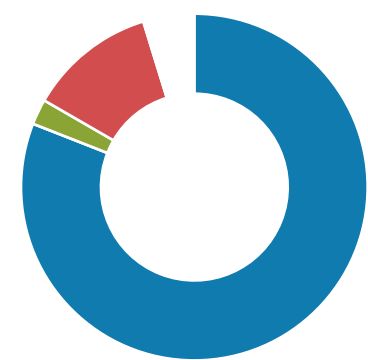
Single climate policy ↗



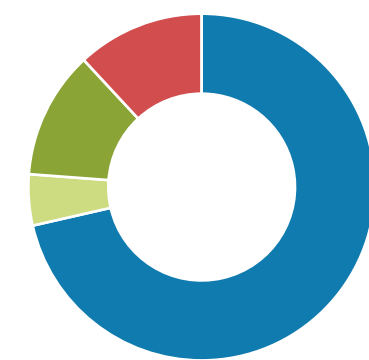
Integrated foreign & security policy ↗



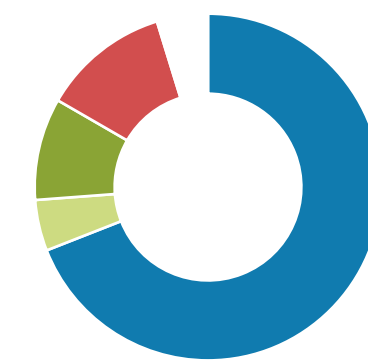
Common policy in justice & home affairs ↗



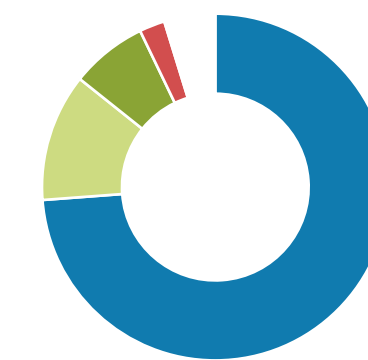
Common immigration and asylum policy ↗



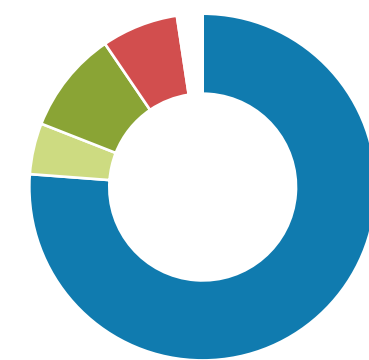
Common development assistance policy ↗



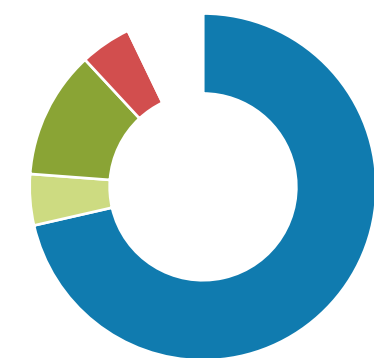
Common border police and coast guard ↗



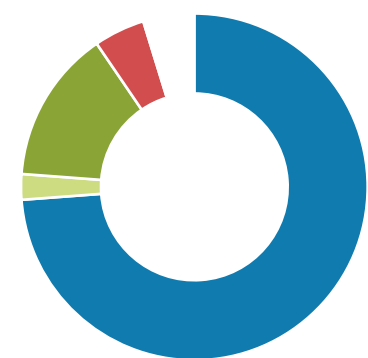
Common defence structures ↗



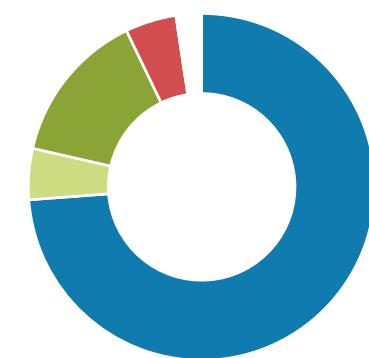
Common China policy ↗



Common USA policy ↗



Common Russia policy ↗



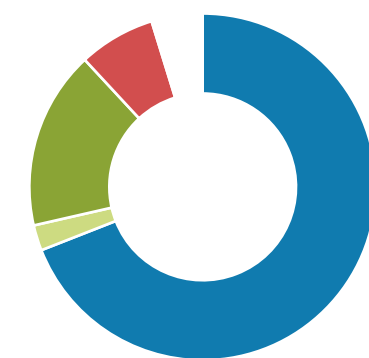
Common Ukraine policy ↗



Common Syria policy ↗



Common MENA policy ↗



Policies & Partners Overview

Preferred Actor Level

**Preferred Actor Level (Public View)**

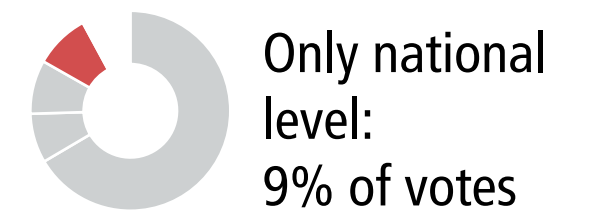
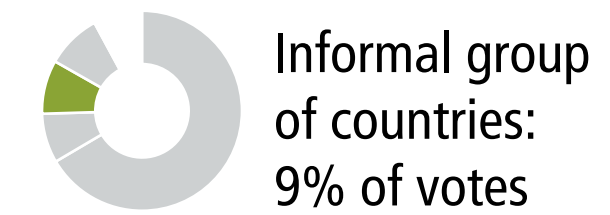
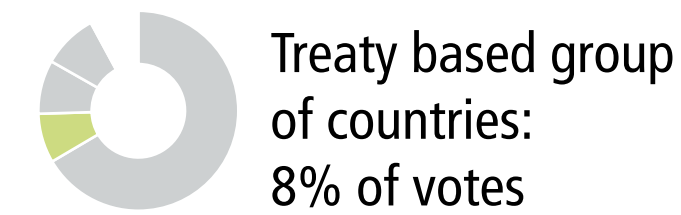
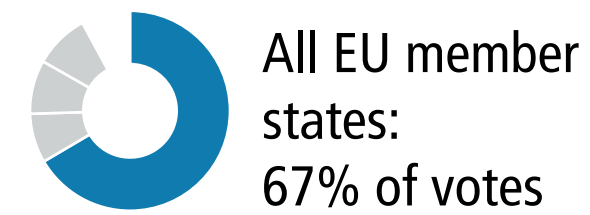
Priorities and Favoured Partners

Number of respondents: 42. Share of 'Don't know' votes shown by open circles

# Preferred Actor Level (Public View) Votes by Spain

Q11

“In the EU, who should mainly be responsible for the following policy projects?”



Countries	Policies
EU	Affluent Seven
Big Six	Southern Seven
Founding Six	Visegrád Four
Austria	Italy
Belgium	Latvia
Bulgaria	Lithuania
Croatia	Luxembourg
Cyprus	Malta
Czech Rep.	Netherlands
Denmark	Poland
Estonia	Portugal
Finland	Romania
France	Slovakia
Germany	Slovenia
Greece	<b>Spain</b>
Hungary	Sweden
Ireland	UK

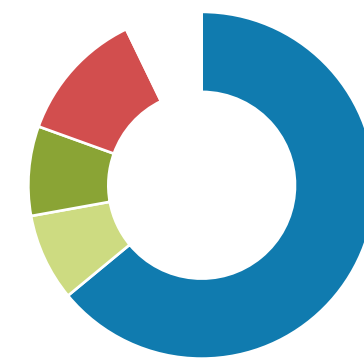
Single fiscal policy & Eurozone govern. ↗



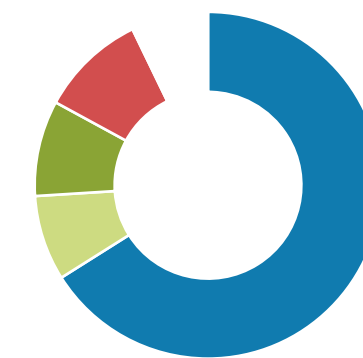
Fully completed single market ↗



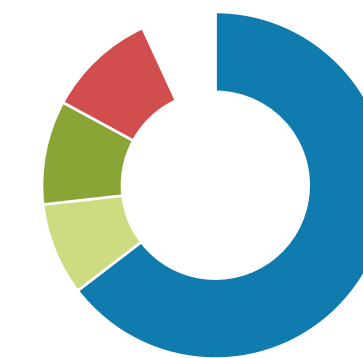
Common social policy ↗



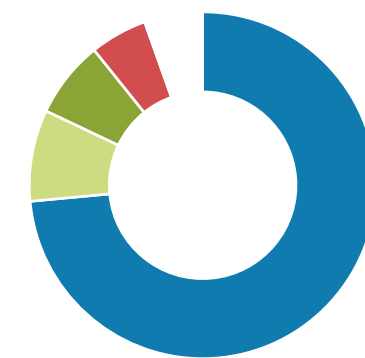
Common digital policy ↗



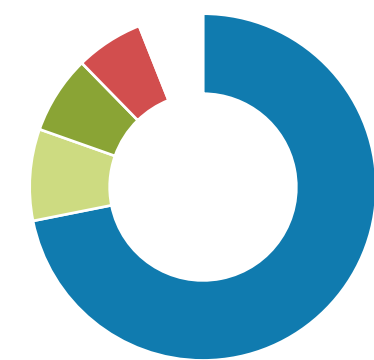
Common energy policy ↗



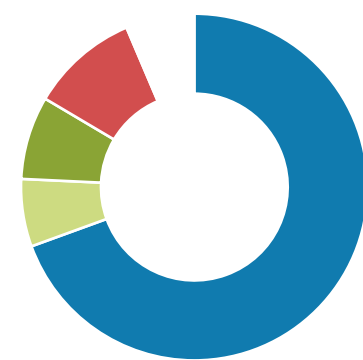
Single climate policy ↗



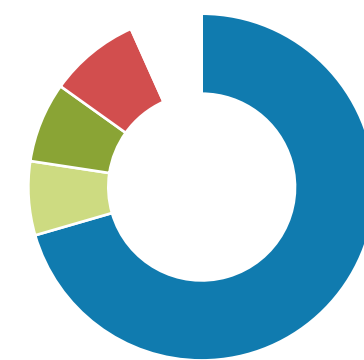
Integrated foreign & security policy ↗



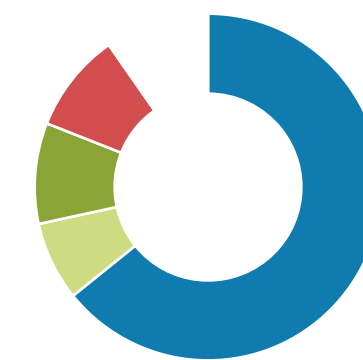
Common policy in justice & home affairs ↗



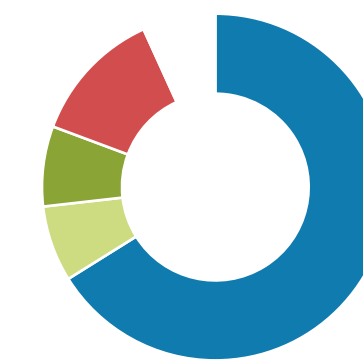
Common immigration and asylum policy ↗



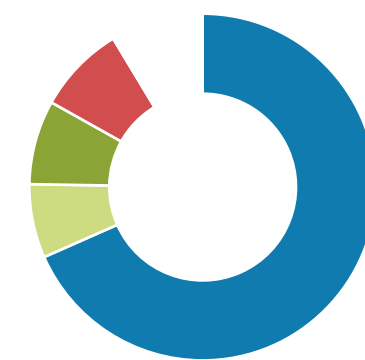
Common development assistance policy ↗



Common border police and coast guard ↗



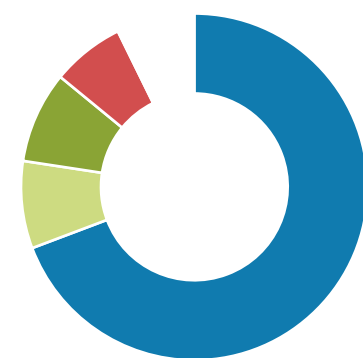
Common defence structures ↗



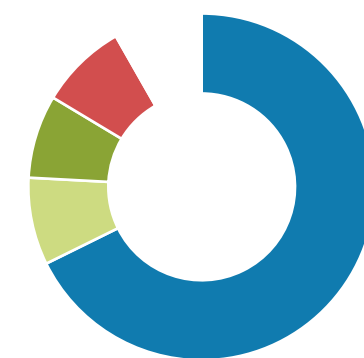
Common China policy ↗



Common USA policy ↗



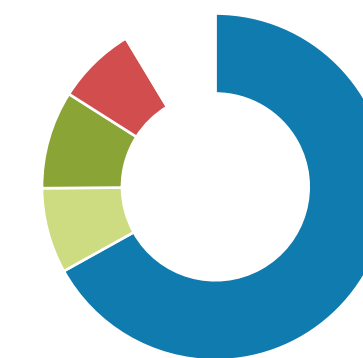
Common Russia policy ↗



Common Ukraine policy ↗



Common Syria policy ↗



Common MENA policy ↗



Policies & Partners Overview

Preferred Actor Level

**Preferred Actor Level (Public View)**

Priorities and Favoured Partners

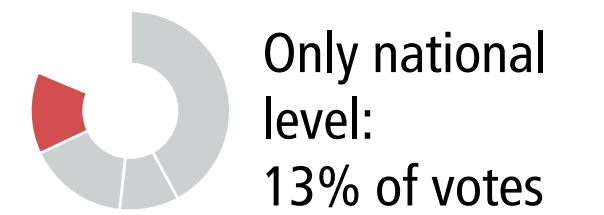
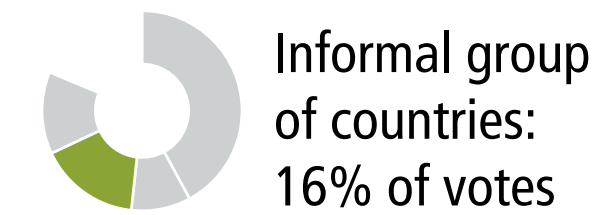
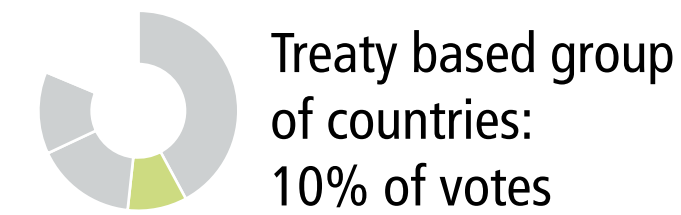
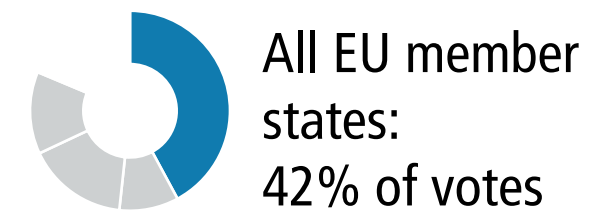
Number of respondents: 1031. Share of 'Don't know' votes shown by open circles



# Preferred Actor Level (Public View) Votes by Sweden

Q11

“In the EU, who should mainly be responsible for the following policy projects?”



Countries	Policies
EU	Affluent Seven
Big Six	Southern Seven
Founding Six	Visegrád Four
Austria	Italy
Belgium	Latvia
Bulgaria	Lithuania
Croatia	Luxembourg
Cyprus	Malta
Czech Rep.	Netherlands
Denmark	Poland
Estonia	Portugal
Finland	Romania
France	Slovakia
Germany	Slovenia
Greece	Spain
Hungary	<b>Sweden</b>
Ireland	UK

Single fiscal policy & Eurozone govern. ↗



Fully completed single market ↗



Common social policy ↗



Common digital policy ↗



Common energy policy ↗



Single climate policy ↗



Integrated foreign & security policy ↗



Common policy in justice & home affairs ↗



Common immigration and asylum policy ↗



Common development assistance policy ↗



Common border police and coast guard ↗



Common defence structures ↗



Common China policy ↗



Common USA policy ↗



Common Russia policy ↗



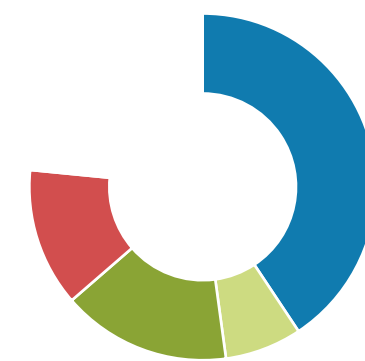
Common Ukraine policy ↗



Common Syria policy ↗



Common MENA policy ↗



Policies & Partners Overview

Preferred Actor Level

**Preferred Actor Level (Public View)**

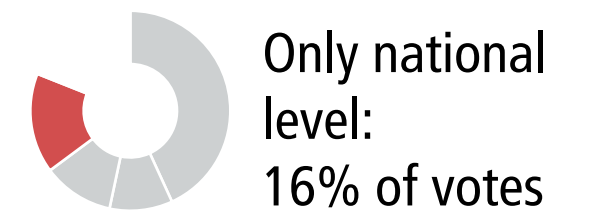
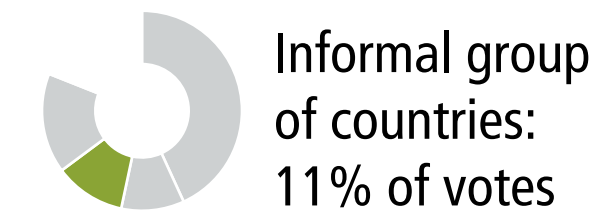
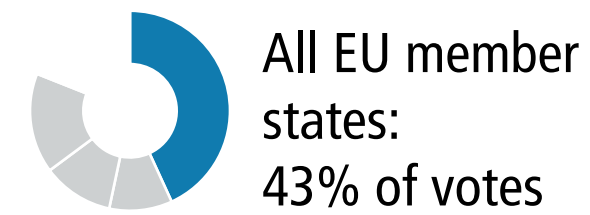
Priorities and Favoured Partners

Number of respondents: 209. Share of 'Don't know' votes shown by open circles

# Preferred Actor Level (Public View) Votes by UK

Q11

“In the EU, who should mainly be responsible for the following policy projects?”

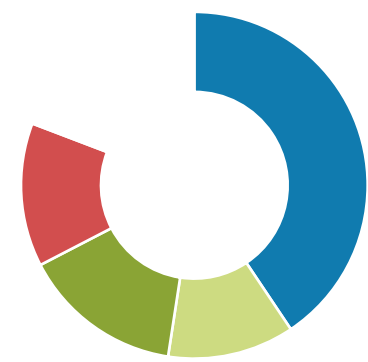


Countries	Policies
EU	Affluent Seven
Big Six	Southern Seven
Founding Six	Visegrád Four
Austria	Italy
Belgium	Latvia
Bulgaria	Lithuania
Croatia	Luxembourg
Cyprus	Malta
Czech Rep.	Netherlands
Denmark	Poland
Estonia	Portugal
Finland	Romania
France	Slovakia
Germany	Slovenia
Greece	Spain
Hungary	Sweden
Ireland	<b>UK</b>

Single fiscal policy & Eurozone govern. ↗



Fully completed single market ↗



Common social policy ↗



Common digital policy ↗



Common energy policy ↗



Single climate policy ↗



Integrated foreign & security policy ↗



Common policy in justice & home affairs ↗



Common immigration and asylum policy ↗



Common development assistance policy ↗



Common border police and coast guard ↗



Common defence structures ↗



Common China policy ↗



Common USA policy ↗



Common Russia policy ↗



Common Ukraine policy ↗



Common Syria policy ↗



Common MENA policy ↗



Policies & Partners Overview

Preferred Actor Level

**Preferred Actor Level (Public View)**

Priorities and Favoured Partners

Number of respondents: 1462. Share of 'Don't know' votes shown by open circles



UK



EU28 Survey

Findings

Chapters

Preferences

Influence

**Policies & Partners**

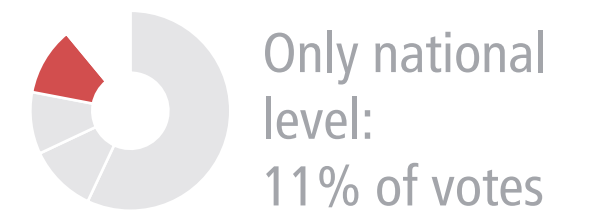
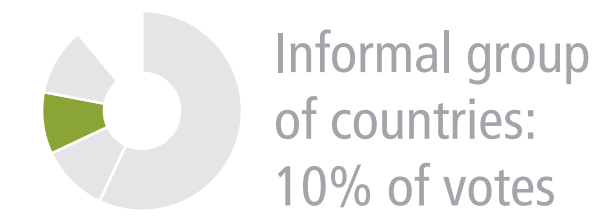
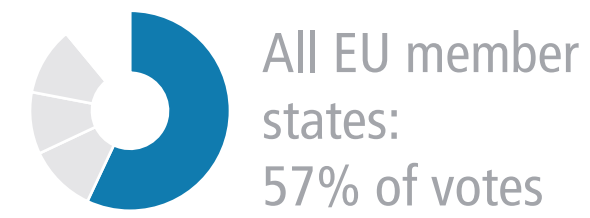
ecfr.eu/eucoalitionexplorer

# Preferred Actor Level (Public View) All policies

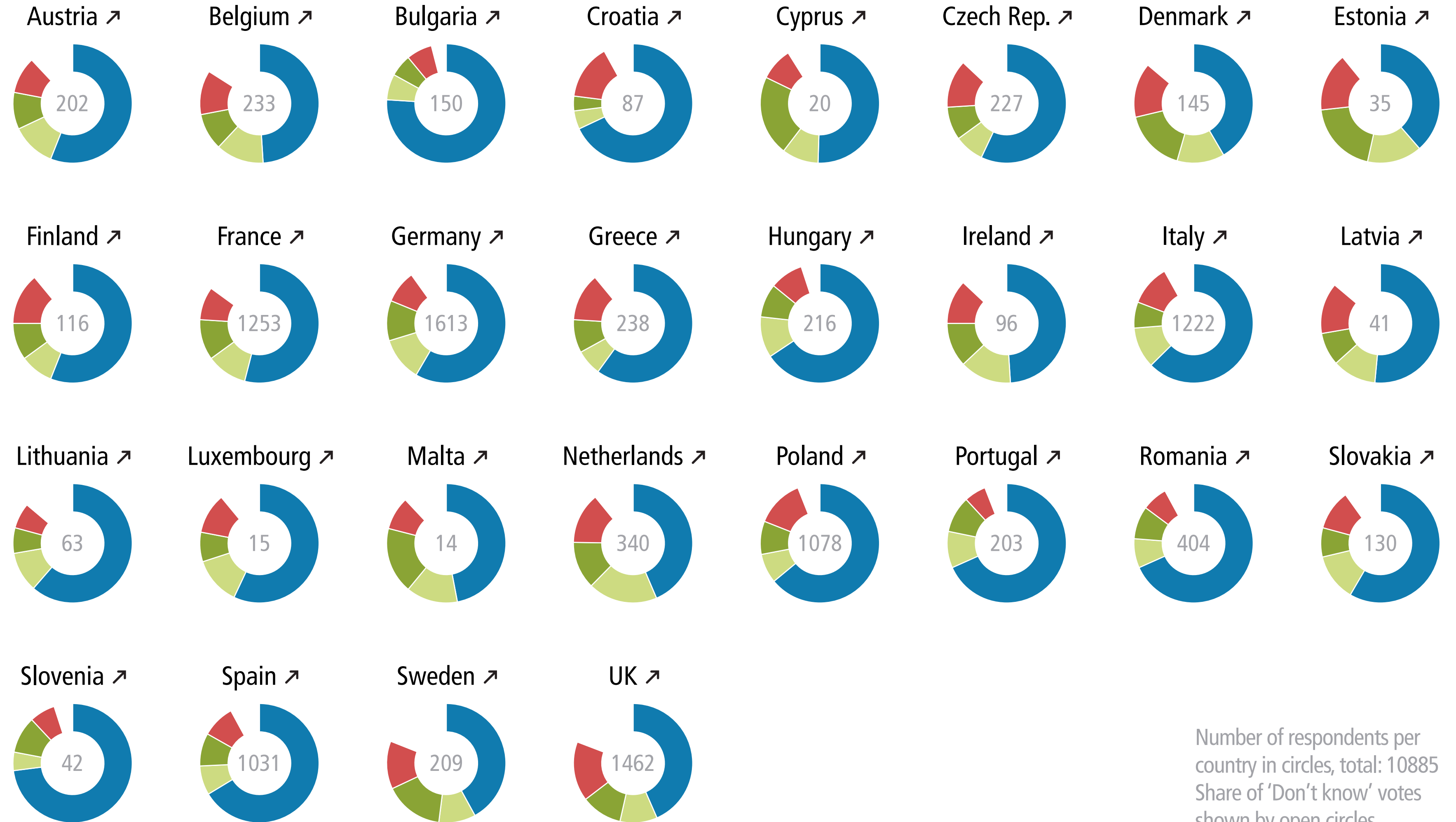
Q11

“In the EU, who should mainly be responsible for the following policy projects?”

All four actor levels



Countries	Policies
	All policies
	Single fiscal policy & Eurozone governance
	Fully completed single market
	Common social policy
	Common digital policy
	Common energy policy
	Single climate policy
	Integrated foreign and security policy
	Common policy in justice & home affairs
	Common immigration and asylum policy
	Common development assistance policy
	Common border police and coast guard
	Common defence structures
	Common China policy
	Common USA policy
	Common Russia policy
	Common Ukraine policy
	Common Syria policy
	Common MENA policy
	Policies & Partners Overview
	Preferred Actor Level
	<b>Preferred Actor Level (Public View)</b>
	Priorities and Favoured Partners



Number of respondents per country in circles, total: 10885  
Share of 'Don't know' votes shown by open circles

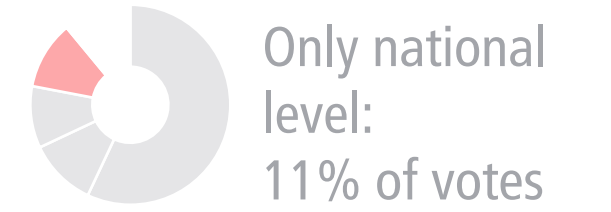
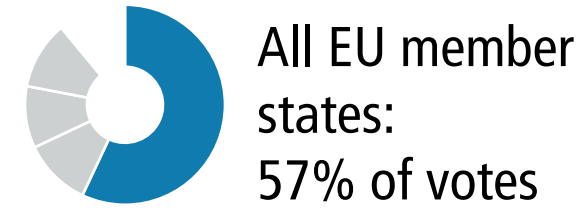


# Preferred Actor Level (Public View) All policies

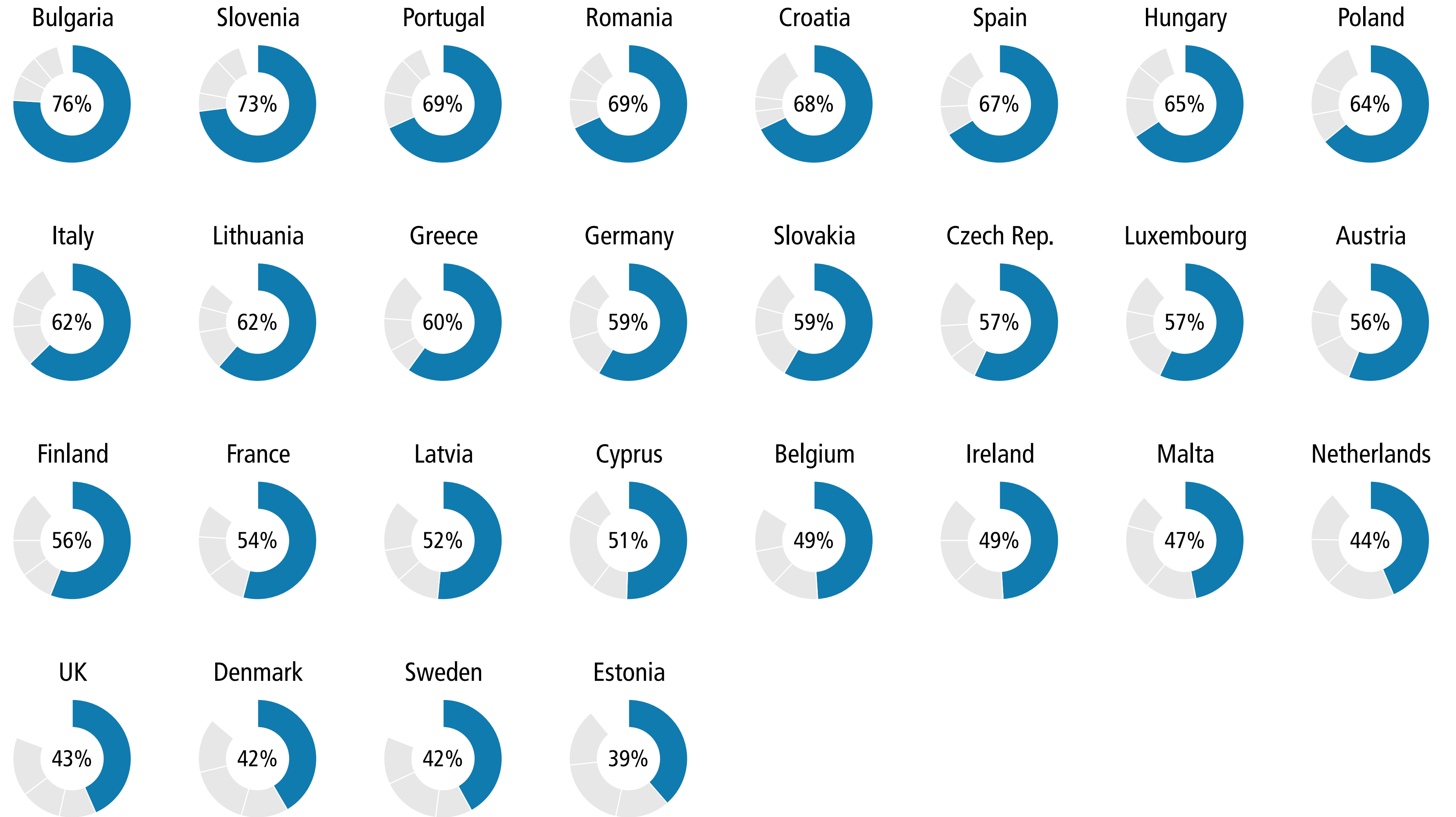
Q11

“In the EU, who should mainly be responsible for the following policy projects?”

All four actor levels



Countries	Policies
	All policies
	Single fiscal policy & Eurozone governance
	Fully completed single market
	Common social policy
	Common digital policy
	Common energy policy
	Single climate policy
	Integrated foreign and security policy
	Common policy in justice & home affairs
	Common immigration and asylum policy
	Common development assistance policy
	Common border police and coast guard
	Common defence structures
	Common China policy
	Common USA policy
	Common Russia policy
	Common Ukraine policy
	Common Syria policy
	Common MENA policy
	Policies & Partners Overview
	Preferred Actor Level
	<b>Preferred Actor Level (Public View)</b>
	Priorities and Favoured Partners

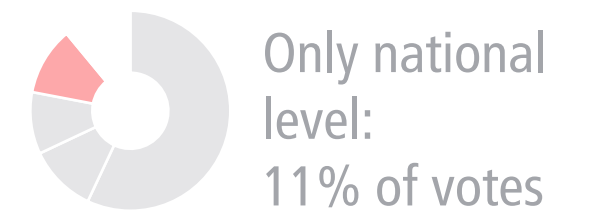



# Preferred Actor Level (Public View) All policies

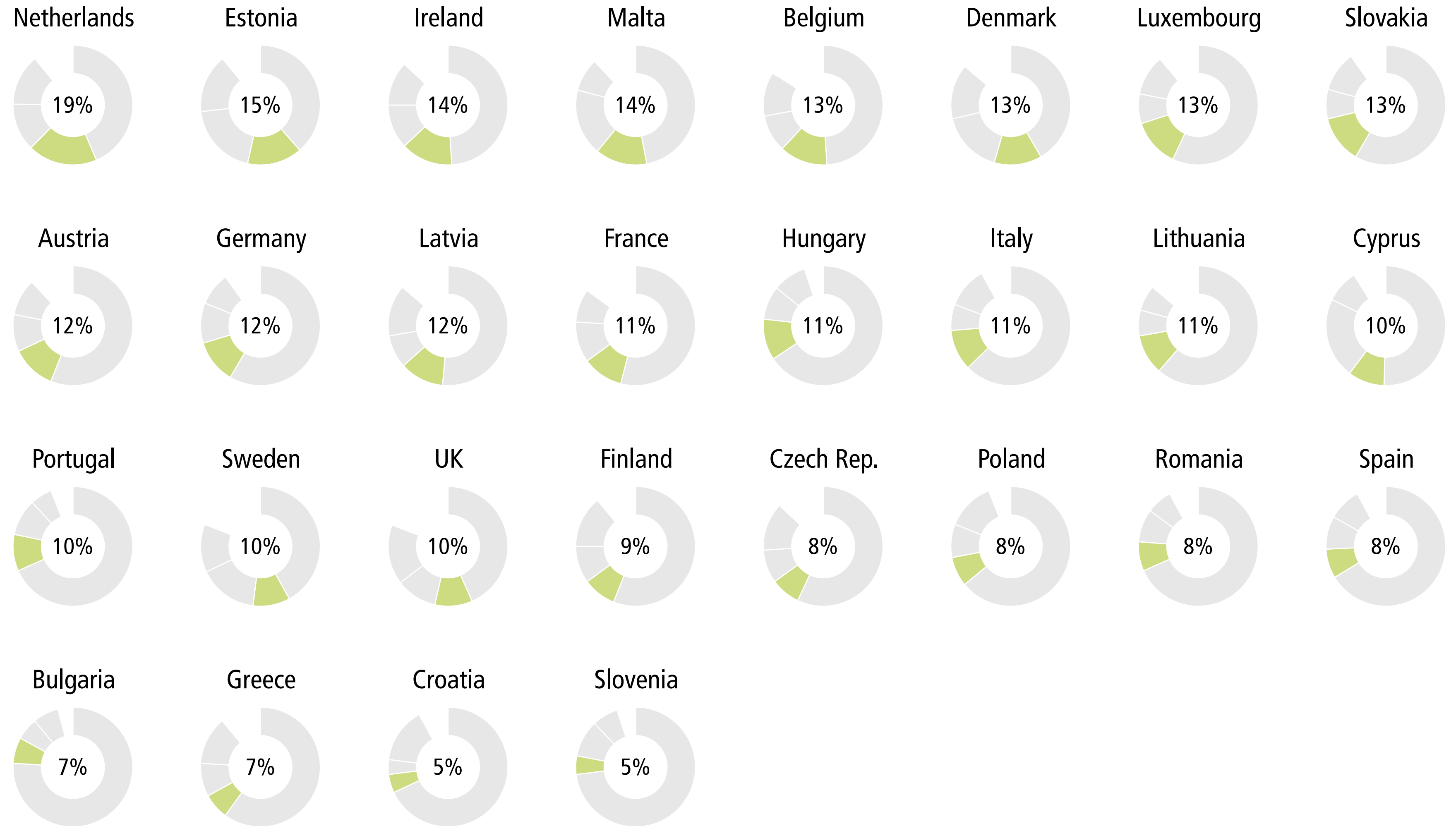
Q11

“In the EU, who should mainly be responsible for the following policy projects?”

All four actor levels



Countries	Policies
	All policies
	Single fiscal policy & Eurozone governance
	Fully completed single market
	Common social policy
	Common digital policy
	Common energy policy
	Single climate policy
	Integrated foreign and security policy
	Common policy in justice & home affairs
	Common immigration and asylum policy
	Common development assistance policy
	Common border police and coast guard
	Common defence structures
	Common China policy
	Common USA policy
	Common Russia policy
	Common Ukraine policy
	Common Syria policy
	Common MENA policy
	Policies & Partners Overview
	Preferred Actor Level
	<b>Preferred Actor Level (Public View)</b>
	Priorities and Favoured Partners

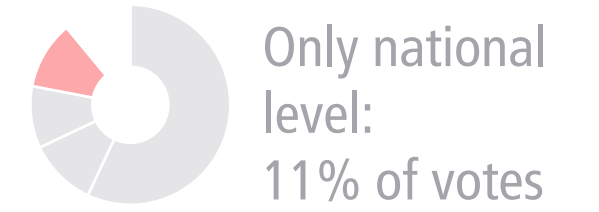
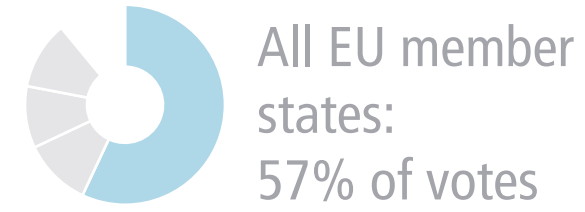


# Preferred Actor Level (Public View) All policies

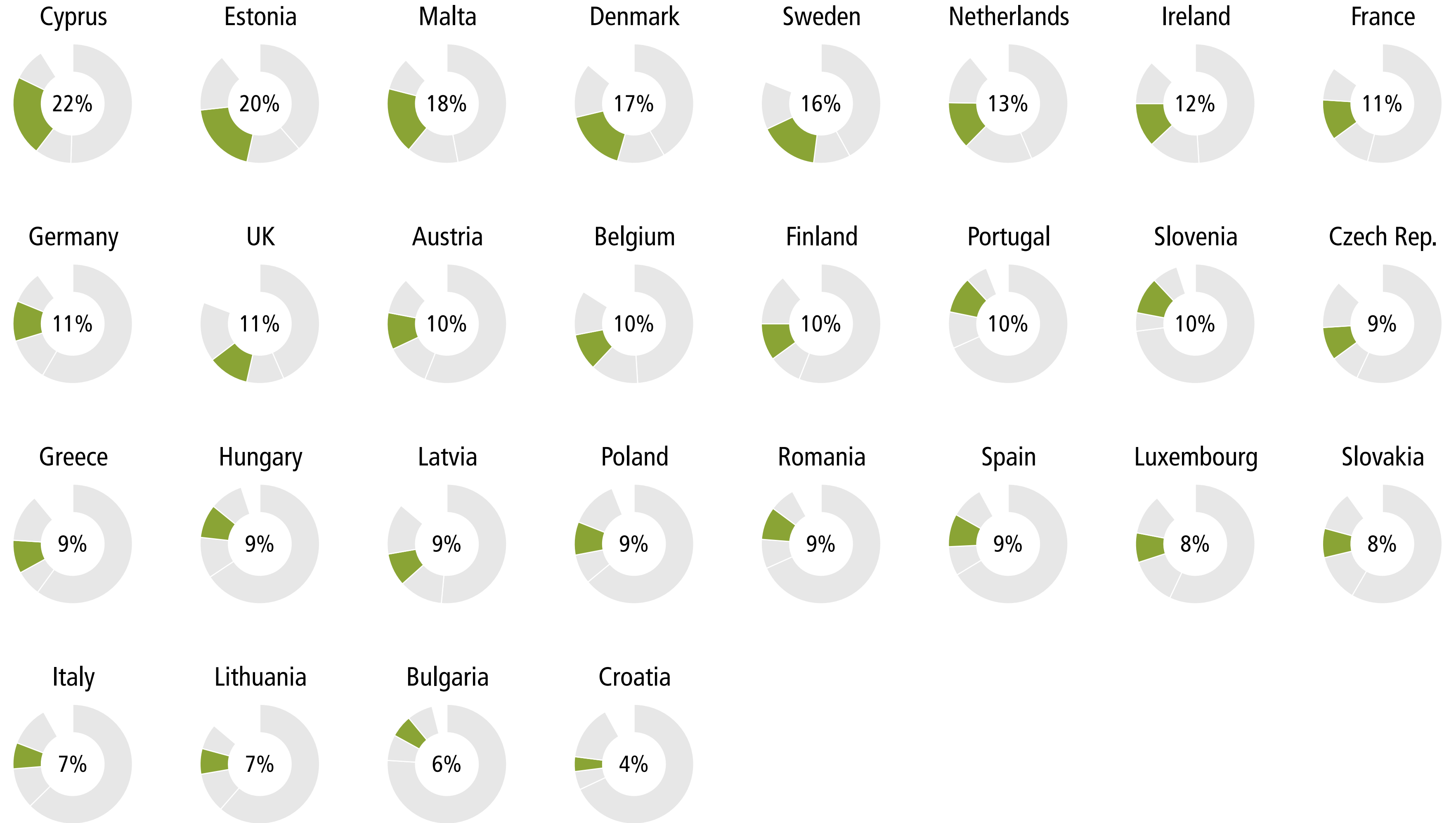
Q11

“In the EU, who should mainly be responsible for the following policy projects?”

All four actor levels



Countries	Policies
	All policies
	Single fiscal policy & Eurozone governance
	Fully completed single market
	Common social policy
	Common digital policy
	Common energy policy
	Single climate policy
	Integrated foreign and security policy
	Common policy in justice & home affairs
	Common immigration and asylum policy
	Common development assistance policy
	Common border police and coast guard
	Common defence structures
	Common China policy
	Common USA policy
	Common Russia policy
	Common Ukraine policy
	Common Syria policy
	Common MENA policy
	Policies & Partners Overview
	Preferred Actor Level
	<b>Preferred Actor Level (Public View)</b>
	Priorities and Favoured Partners



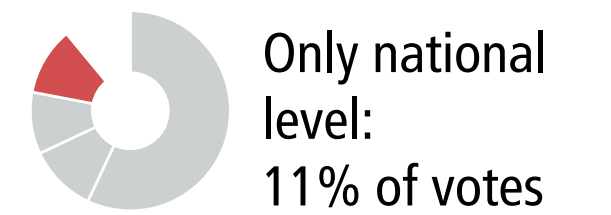



# Preferred Actor Level (Public View) All policies

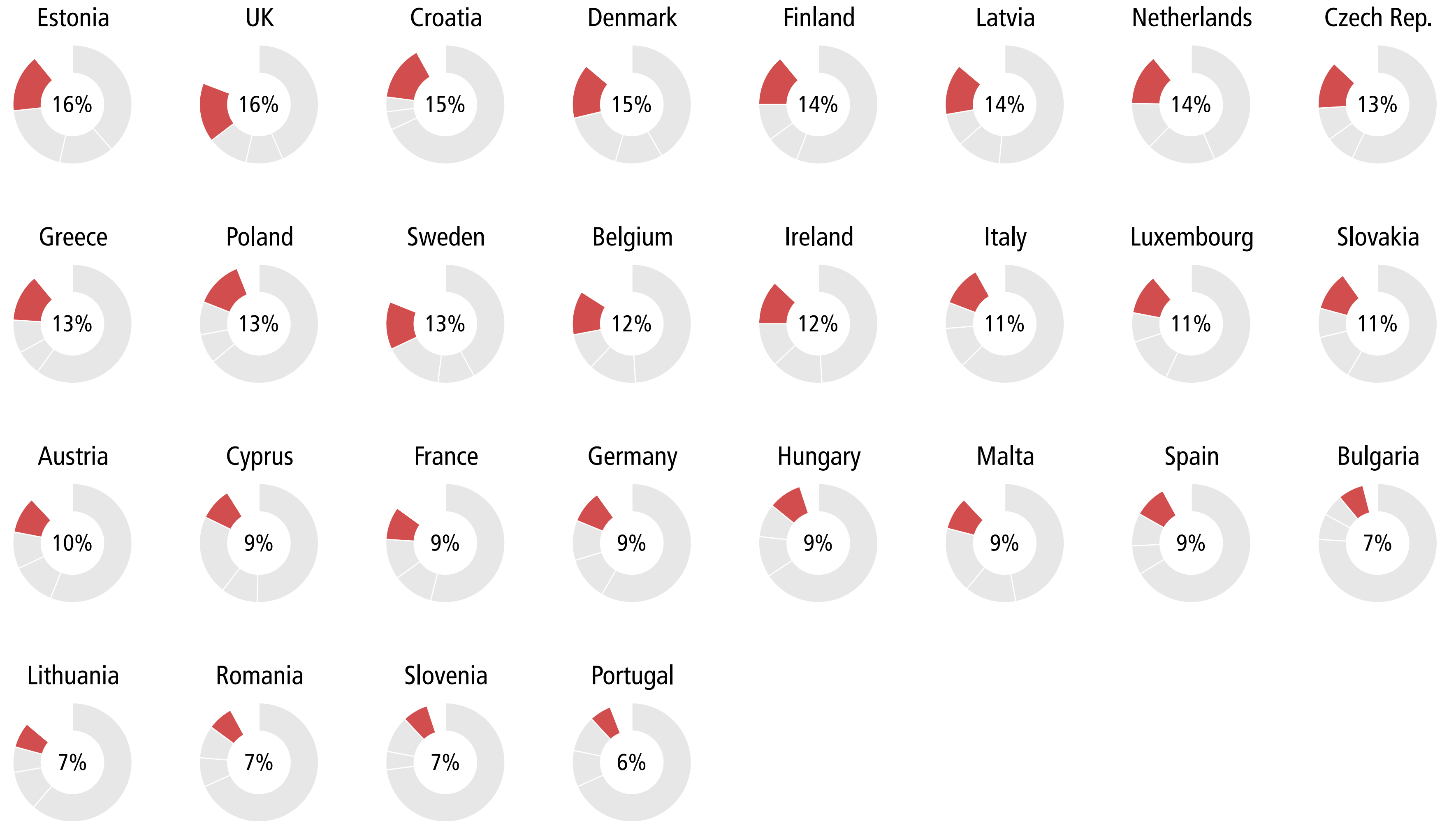
Q11

“In the EU, who should mainly be responsible for the following policy projects?”

All four actor levels



Countries	Policies
	<b>All policies</b>
	Single fiscal policy & Eurozone governance
	Fully completed single market
	Common social policy
	Common digital policy
	Common energy policy
	Single climate policy
	Integrated foreign and security policy
	Common policy in justice & home affairs
	Common immigration and asylum policy
	Common development assistance policy
	Common border police and coast guard
	Common defence structures
	Common China policy
	Common USA policy
	Common Russia policy
	Common Ukraine policy
	Common Syria policy
	Common MENA policy
	Policies & Partners Overview
	Preferred Actor Level
	<b>Preferred Actor Level (Public View)</b>
	Priorities and Favoured Partners

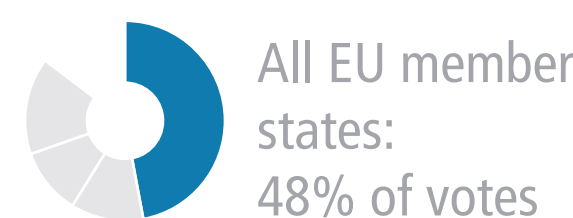


# Preferred Actor Level (Public View) Single fiscal policy & Eurozone governance

Q11

“In the EU, who should mainly be responsible for the following policy projects?”

All four actor levels



Countries **Policies**

All policies

**Single fiscal policy & Eurozone governance**

Fully completed single market

Common social policy

Common digital policy

Common energy policy

Single climate policy

Integrated foreign and security policy

Common policy in justice & home affairs

Common immigration and asylum policy

Common development assistance policy

Common border police and coast guard

Common defence structures

Common China policy

Common USA policy

Common Russia policy

Common Ukraine policy

Common Syria policy

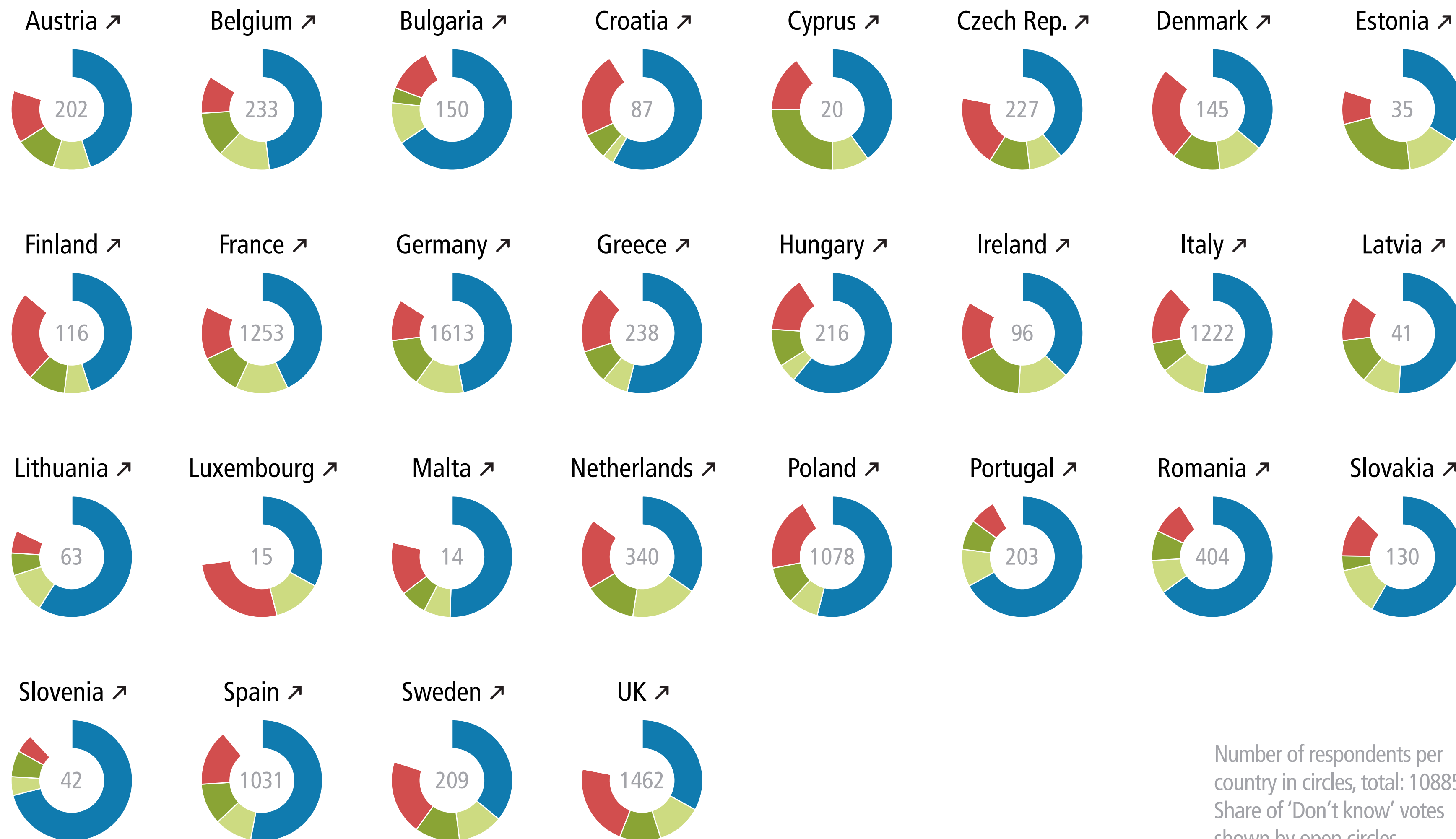
Common MENA policy

Policies & Partners Overview

Preferred Actor Level

**Preferred Actor Level (Public View)**

Priorities and Favoured Partners



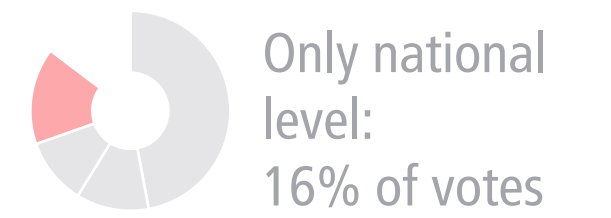
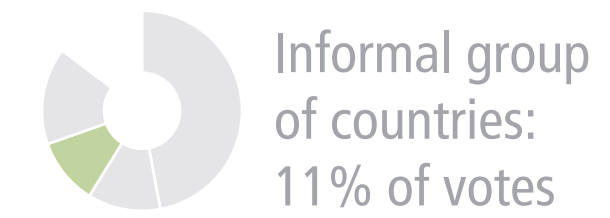
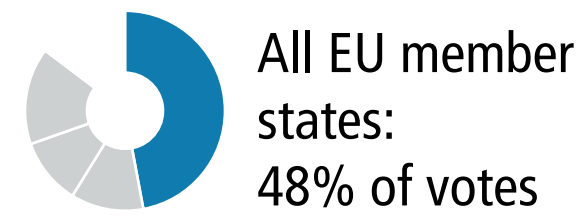
Number of respondents per country in circles, total: 10885  
Share of 'Don't know' votes shown by open circles

# Preferred Actor Level (Public View) Single fiscal policy & Eurozone governance

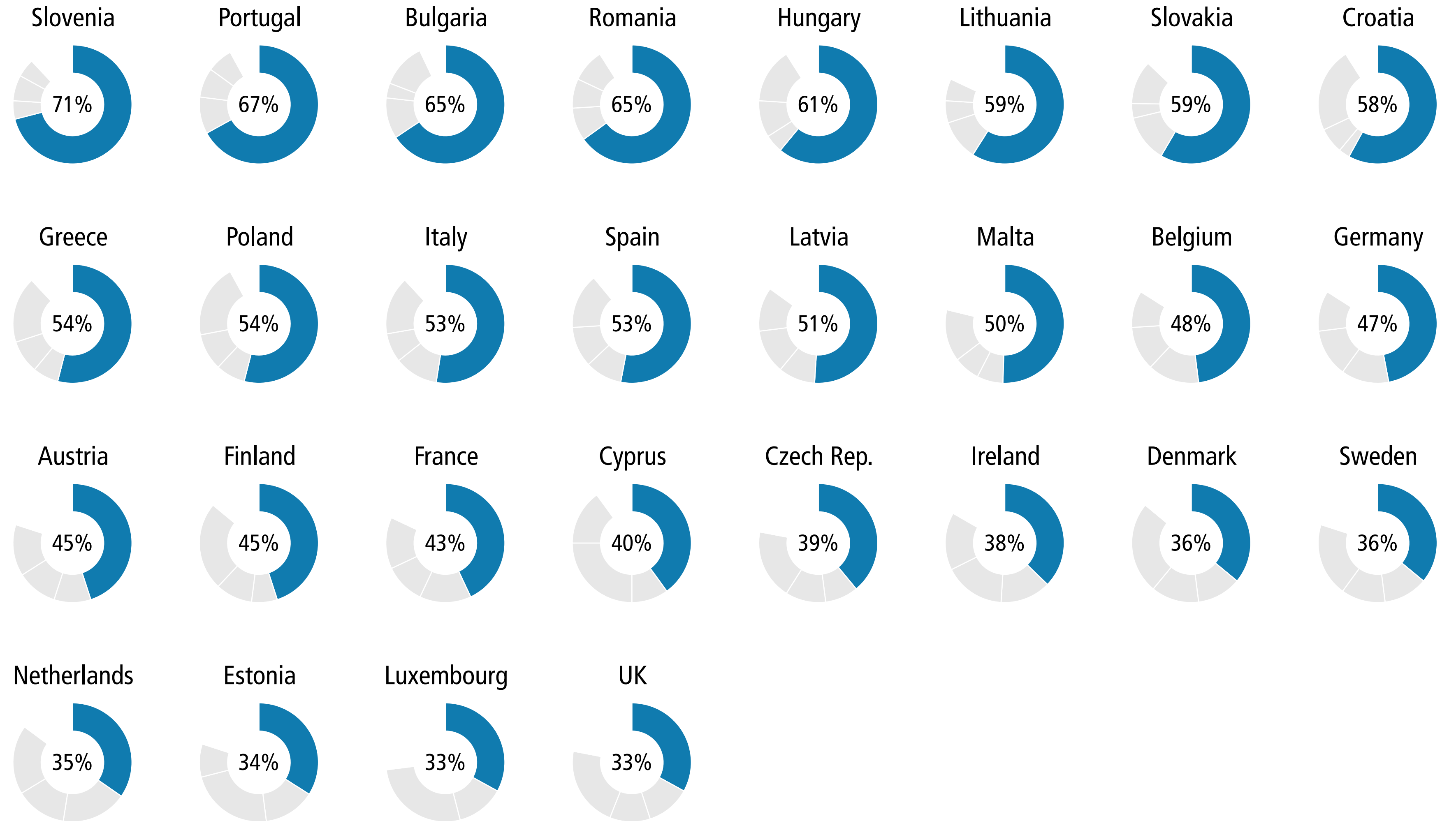
Q11

“In the EU, who should mainly be responsible for the following policy projects?”

All four actor levels



Countries	Policies
	All policies
	<b>Single fiscal policy &amp; Eurozone governance</b>
	Fully completed single market
	Common social policy
	Common digital policy
	Common energy policy
	Single climate policy
	Integrated foreign and security policy
	Common policy in justice & home affairs
	Common immigration and asylum policy
	Common development assistance policy
	Common border police and coast guard
	Common defence structures
	Common China policy
	Common USA policy
	Common Russia policy
	Common Ukraine policy
	Common Syria policy
	Common MENA policy
	Policies & Partners Overview
	Preferred Actor Level
	<b>Preferred Actor Level (Public View)</b>
	Priorities and Favoured Partners



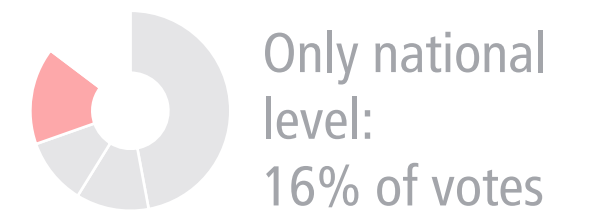
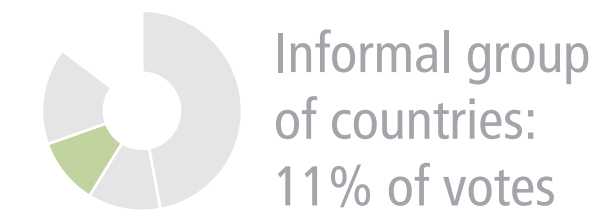



# Preferred Actor Level (Public View) Single fiscal policy & Eurozone governance

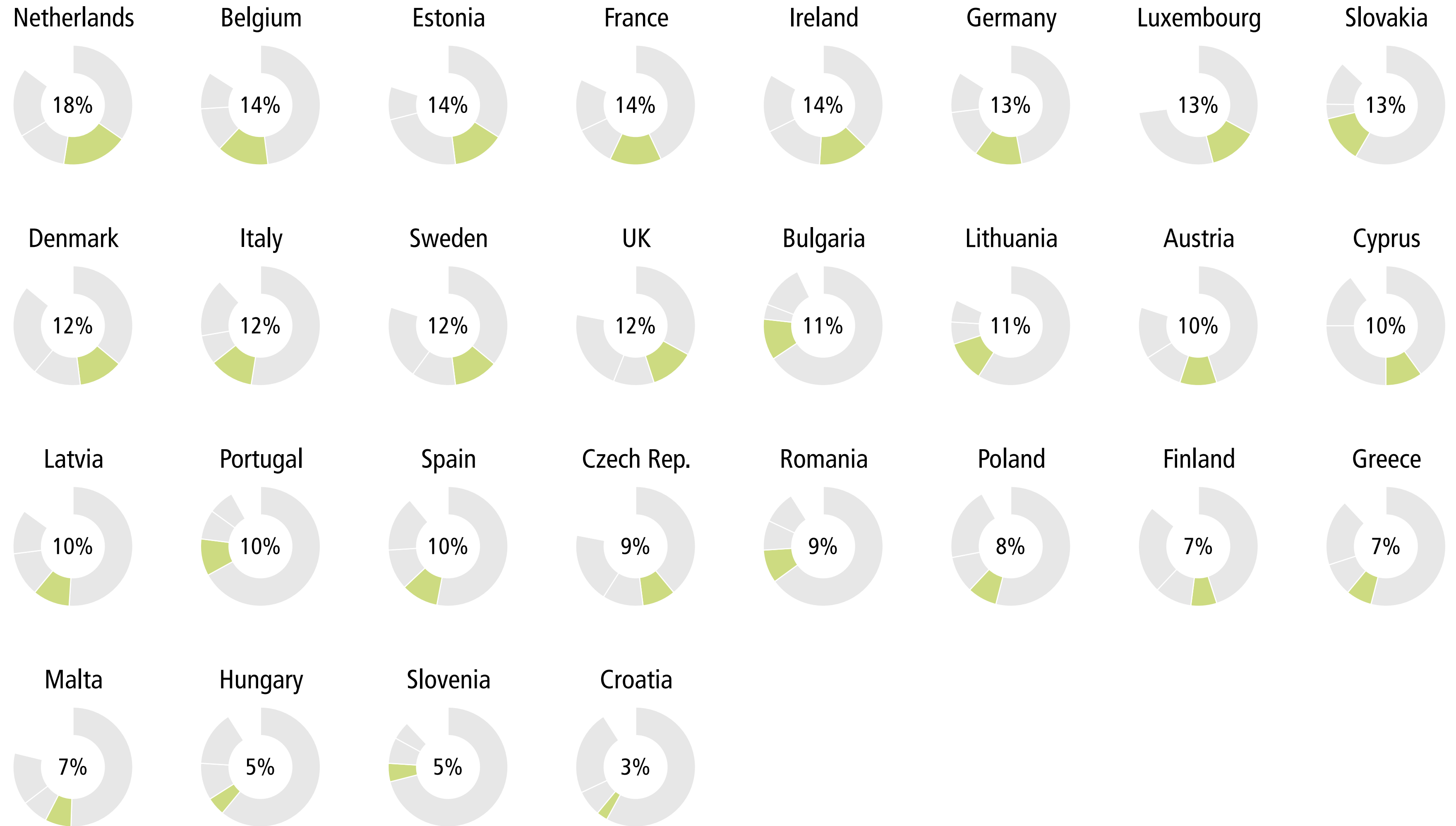
Q11

“In the EU, who should mainly be responsible for the following policy projects?”

All four actor levels



Countries	Policies
	All policies
	<b>Single fiscal policy &amp; Eurozone governance</b>
	Fully completed single market
	Common social policy
	Common digital policy
	Common energy policy
	Single climate policy
	Integrated foreign and security policy
	Common policy in justice & home affairs
	Common immigration and asylum policy
	Common development assistance policy
	Common border police and coast guard
	Common defence structures
	Common China policy
	Common USA policy
	Common Russia policy
	Common Ukraine policy
	Common Syria policy
	Common MENA policy
	Policies & Partners Overview
	Preferred Actor Level
	<b>Preferred Actor Level (Public View)</b>
	Priorities and Favoured Partners

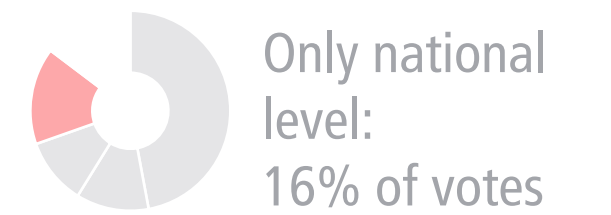
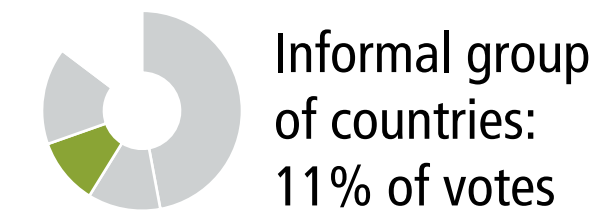



# Preferred Actor Level (Public View) Single fiscal policy & Eurozone governance

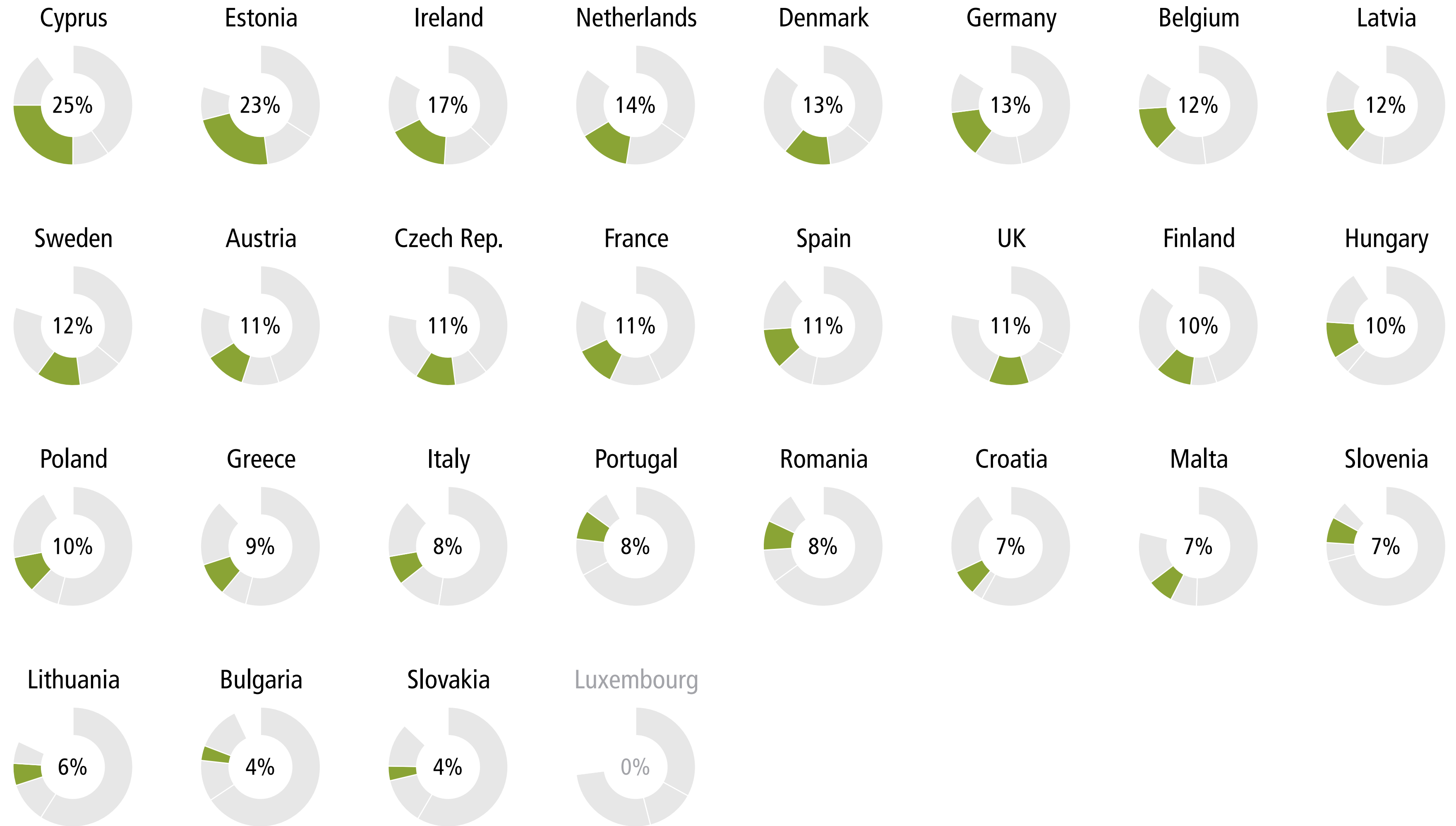
Q11

“In the EU, who should mainly be responsible for the following policy projects?”

All four actor levels



Countries	Policies
	All policies
	<b>Single fiscal policy &amp; Eurozone governance</b>
	Fully completed single market
	Common social policy
	Common digital policy
	Common energy policy
	Single climate policy
	Integrated foreign and security policy
	Common policy in justice & home affairs
	Common immigration and asylum policy
	Common development assistance policy
	Common border police and coast guard
	Common defence structures
	Common China policy
	Common USA policy
	Common Russia policy
	Common Ukraine policy
	Common Syria policy
	Common MENA policy
	Policies & Partners Overview
	Preferred Actor Level
	<b>Preferred Actor Level (Public View)</b>
	Priorities and Favoured Partners

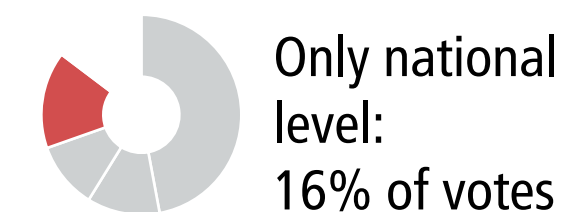
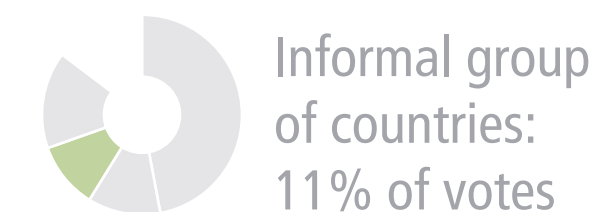
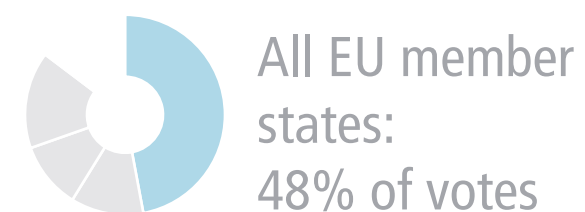


# Preferred Actor Level (Public View) Single fiscal policy & Eurozone governance

Q11

“In the EU, who should mainly be responsible for the following policy projects?”

All four actor levels



Countries **Policies**

All policies

**Single fiscal policy & Eurozone governance**

Fully completed single market

Common social policy

Common digital policy

Common energy policy

Single climate policy

Integrated foreign and security policy

Common policy in justice & home affairs

Common immigration and asylum policy

Common development assistance policy

Common border police and coast guard

Common defence structures

Common China policy

Common USA policy

Common Russia policy

Common Ukraine policy

Common Syria policy

Common MENA policy

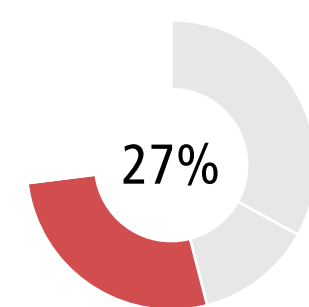
Policies & Partners Overview

Preferred Actor Level

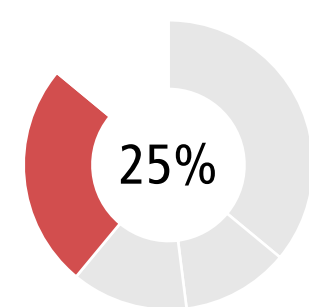
**Preferred Actor Level (Public View)**

Priorities and Favoured Partners

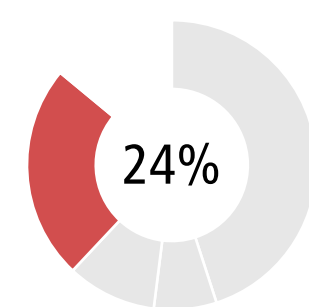
Luxembourg



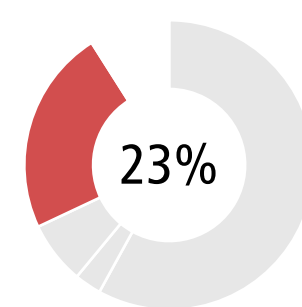
Denmark



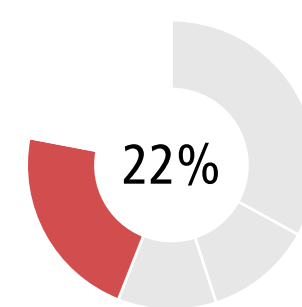
Finland



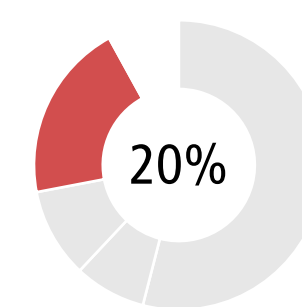
Croatia



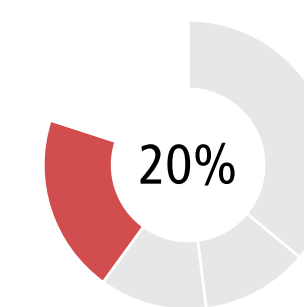
UK



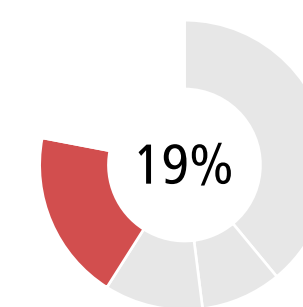
Poland



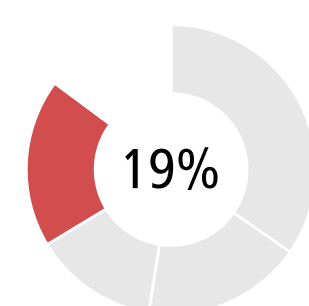
Sweden



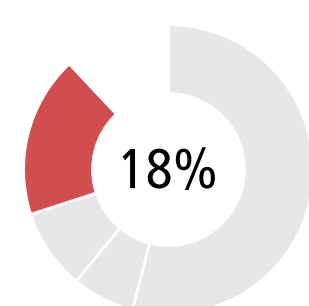
Czech Rep.



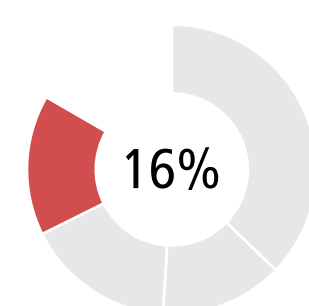
Netherlands



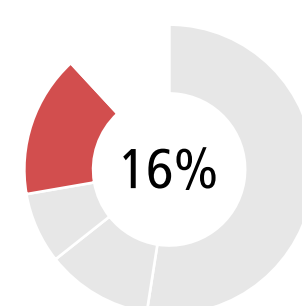
Greece



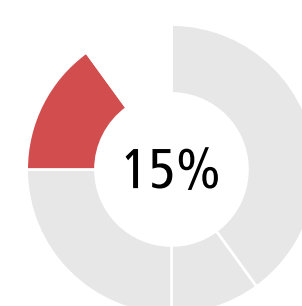
Ireland



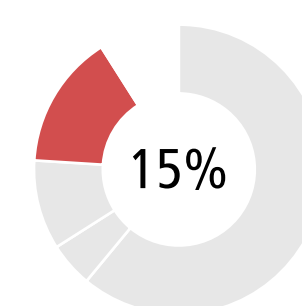
Italy



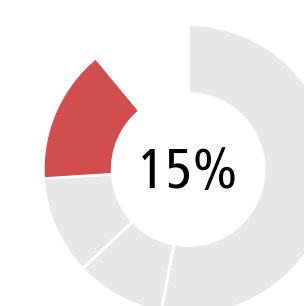
Cyprus



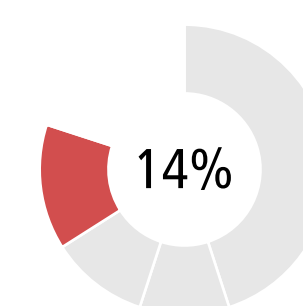
Hungary



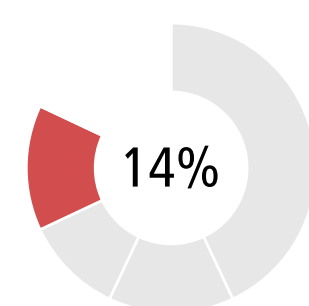
Spain



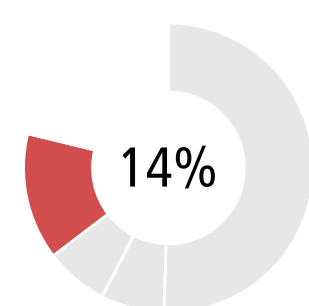
Austria



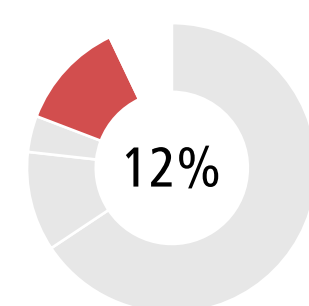
France



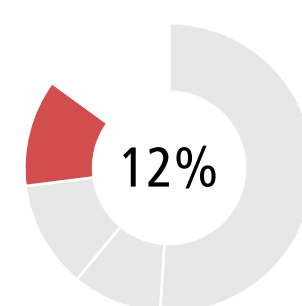
Malta



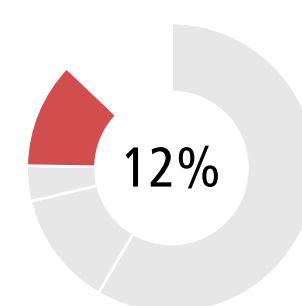
Bulgaria



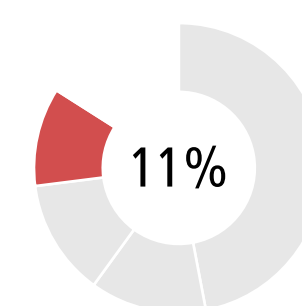
Latvia



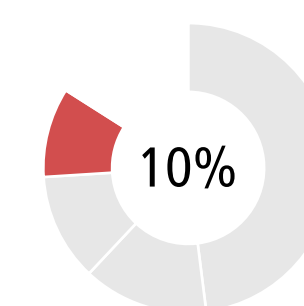
Slovakia



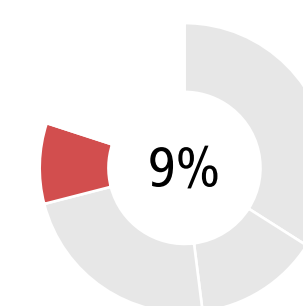
Germany



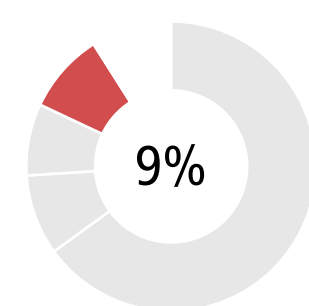
Belgium



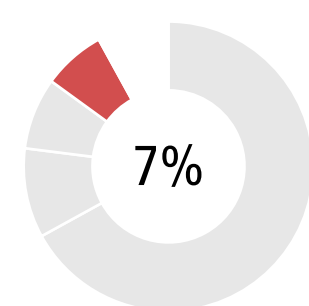
Estonia



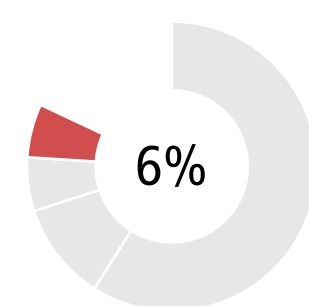
Romania



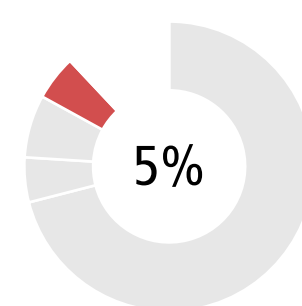
Portugal



Lithuania



Slovenia



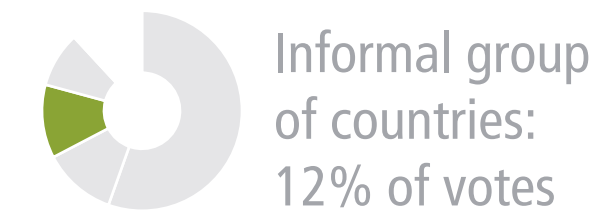



# Preferred Actor Level (Public View) Fully completed single market

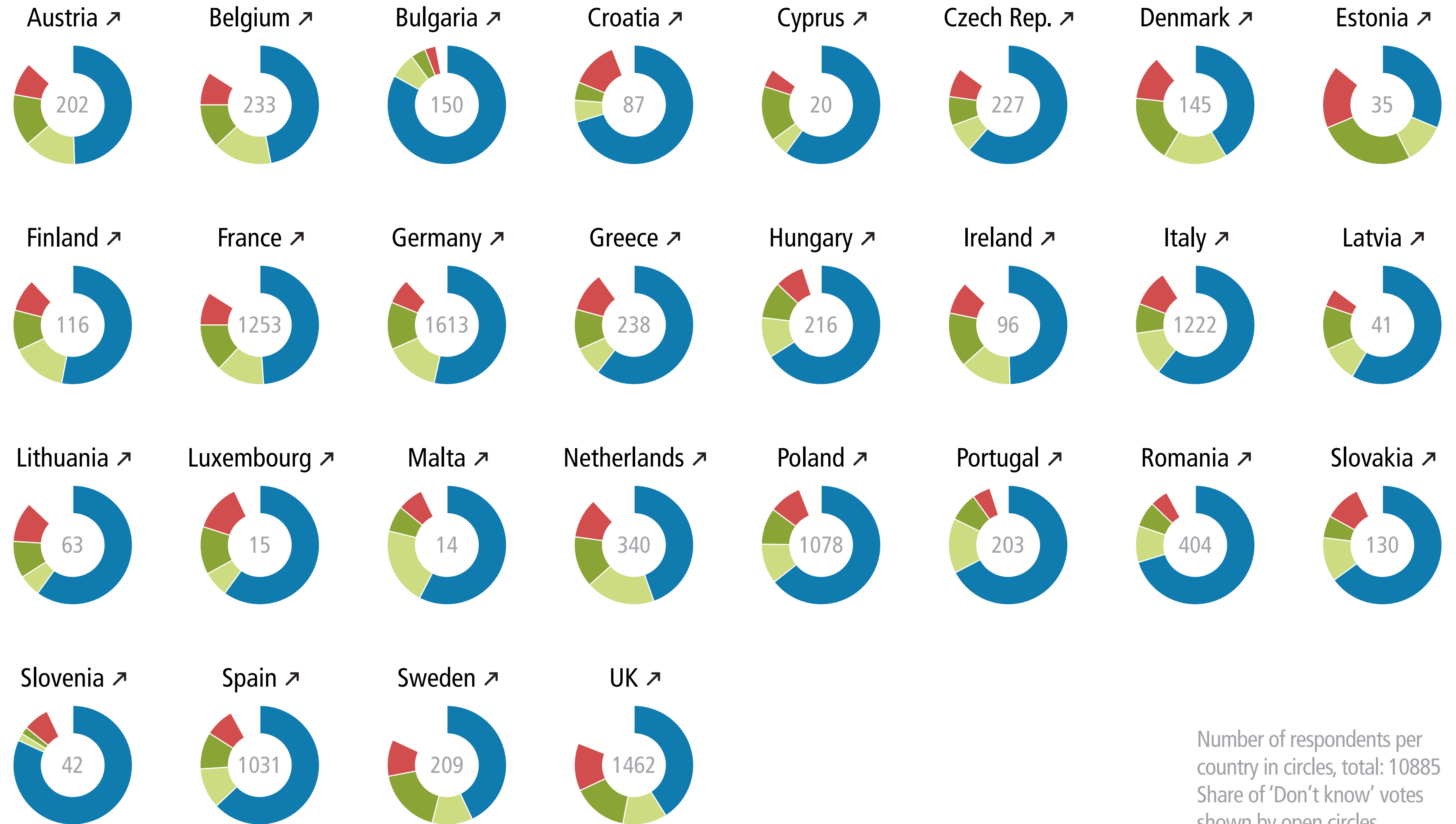
Q11

“In the EU, who should mainly be responsible for the following policy projects?”

All four actor levels



Countries	Policies
	All policies
	Single fiscal policy & Eurozone governance
	<b>Fully completed single market</b>
	Common social policy
	Common digital policy
	Common energy policy
	Single climate policy
	Integrated foreign and security policy
	Common policy in justice & home affairs
	Common immigration and asylum policy
	Common development assistance policy
	Common border police and coast guard
	Common defence structures
	Common China policy
	Common USA policy
	Common Russia policy
	Common Ukraine policy
	Common Syria policy
	Common MENA policy
	Policies & Partners Overview
	Preferred Actor Level
	<b>Preferred Actor Level (Public View)</b>
	Priorities and Favoured Partners



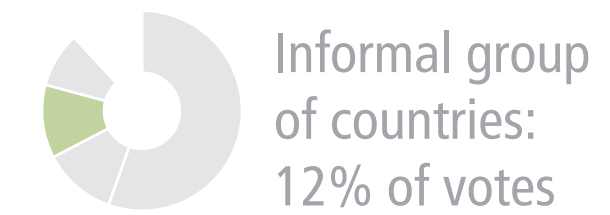
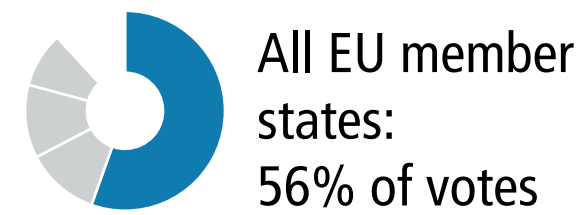
Number of respondents per country in circles, total: 10885  
Share of 'Don't know' votes shown by open circles

# Preferred Actor Level (Public View) Fully completed single market

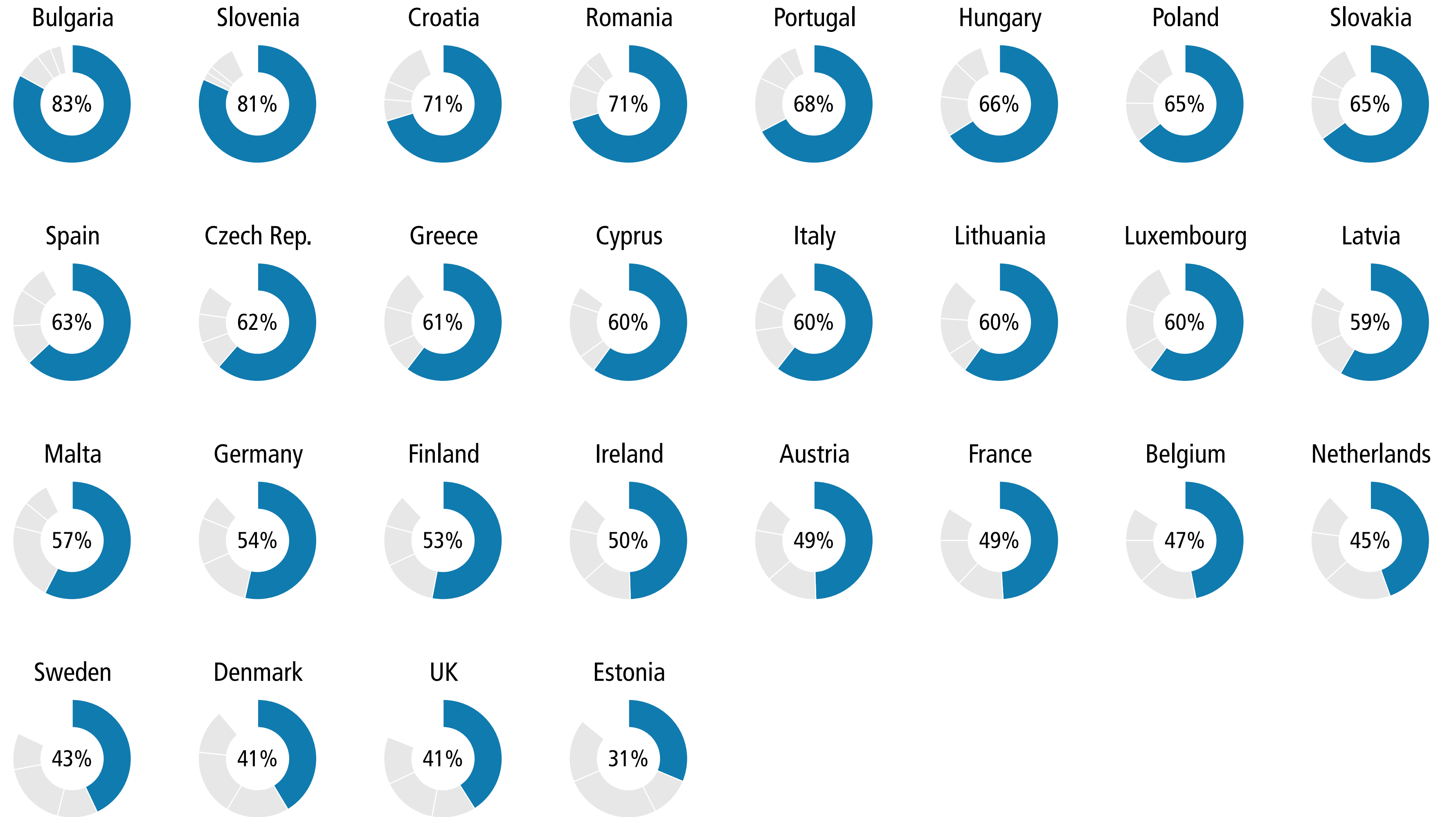
Q11

“In the EU, who should mainly be responsible for the following policy projects?”

All four actor levels



Countries	Policies
	All policies
	Single fiscal policy & Eurozone governance
	<b>Fully completed single market</b>
	Common social policy
	Common digital policy
	Common energy policy
	Single climate policy
	Integrated foreign and security policy
	Common policy in justice & home affairs
	Common immigration and asylum policy
	Common development assistance policy
	Common border police and coast guard
	Common defence structures
	Common China policy
	Common USA policy
	Common Russia policy
	Common Ukraine policy
	Common Syria policy
	Common MENA policy
	Policies & Partners Overview
	Preferred Actor Level
	<b>Preferred Actor Level (Public View)</b>
	Priorities and Favoured Partners

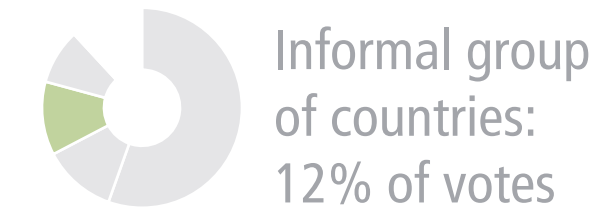



# Preferred Actor Level (Public View) Fully completed single market

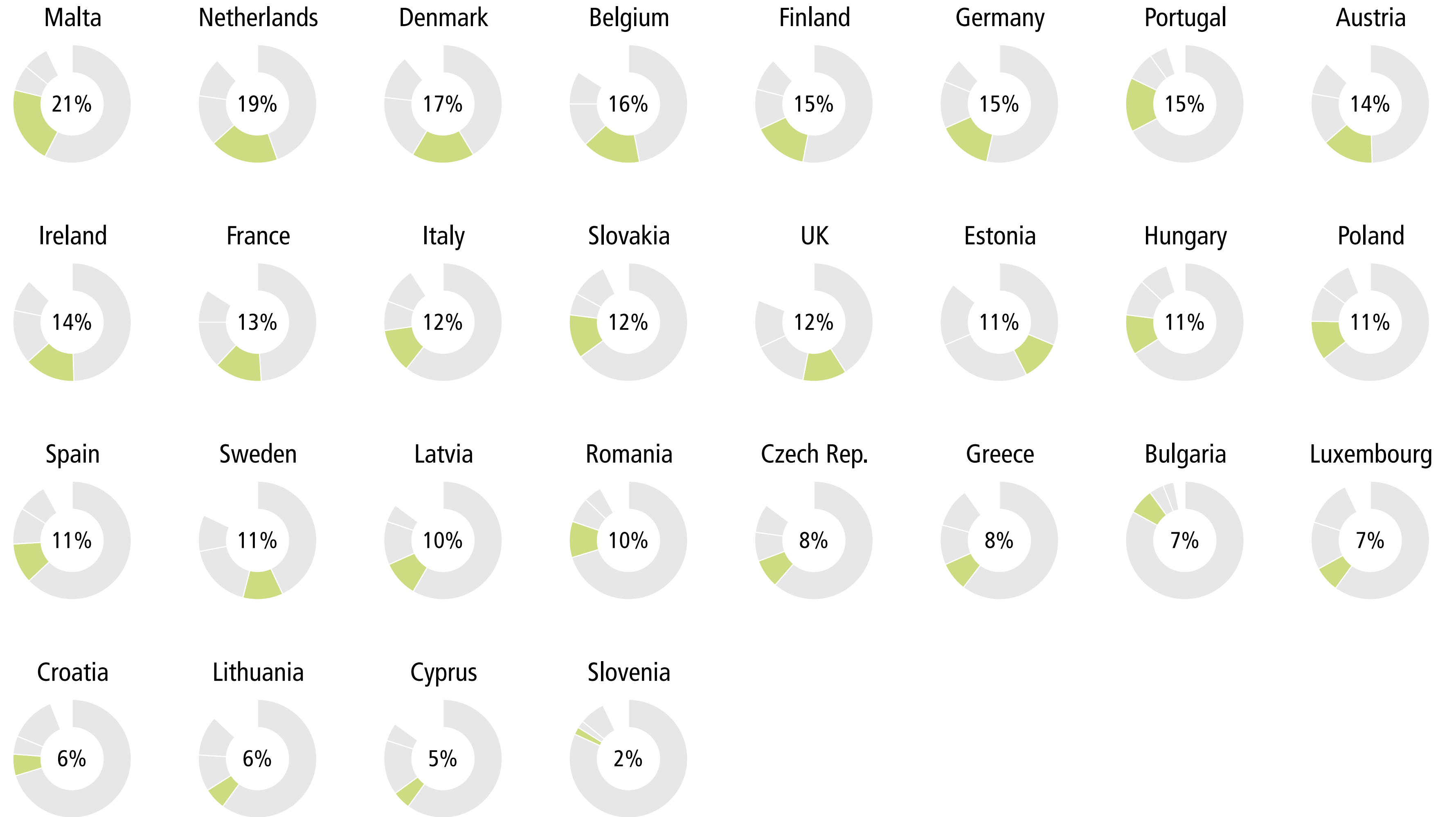
Q11

“In the EU, who should mainly be responsible for the following policy projects?”

All four actor levels



Countries	Policies
	All policies
	Single fiscal policy & Eurozone governance
	<b>Fully completed single market</b>
	Common social policy
	Common digital policy
	Common energy policy
	Single climate policy
	Integrated foreign and security policy
	Common policy in justice & home affairs
	Common immigration and asylum policy
	Common development assistance policy
	Common border police and coast guard
	Common defence structures
	Common China policy
	Common USA policy
	Common Russia policy
	Common Ukraine policy
	Common Syria policy
	Common MENA policy
	Policies & Partners Overview
	Preferred Actor Level
	<b>Preferred Actor Level (Public View)</b>
	Priorities and Favoured Partners



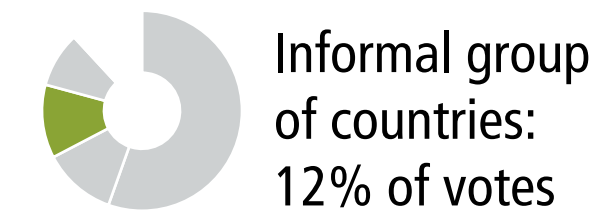



# Preferred Actor Level (Public View) Fully completed single market

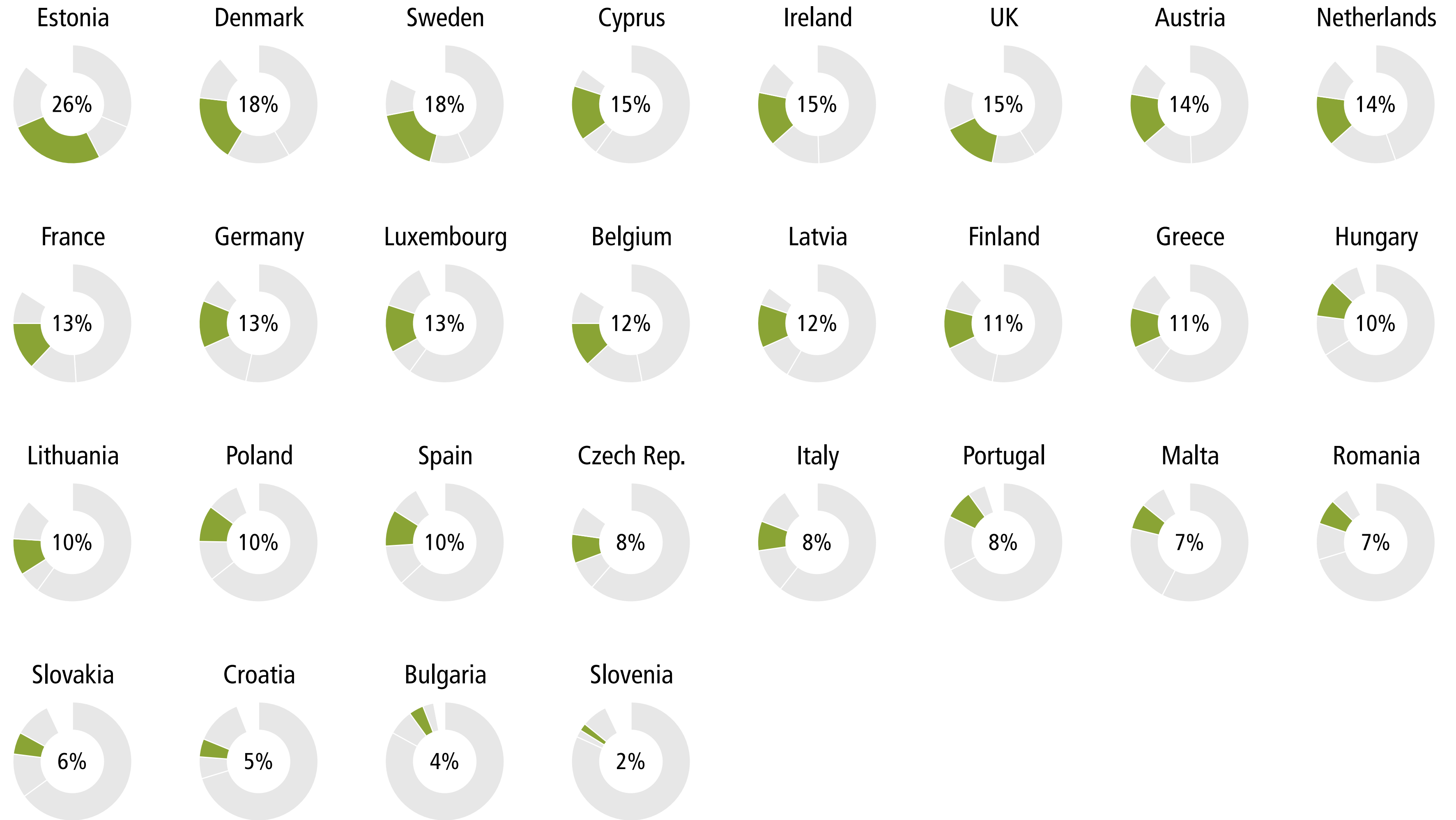
Q11

“In the EU, who should mainly be responsible for the following policy projects?”

All four actor levels



Countries	Policies
	All policies
	Single fiscal policy & Eurozone governance
	<b>Fully completed single market</b>
	Common social policy
	Common digital policy
	Common energy policy
	Single climate policy
	Integrated foreign and security policy
	Common policy in justice & home affairs
	Common immigration and asylum policy
	Common development assistance policy
	Common border police and coast guard
	Common defence structures
	Common China policy
	Common USA policy
	Common Russia policy
	Common Ukraine policy
	Common Syria policy
	Common MENA policy
	Policies & Partners Overview
	Preferred Actor Level
	<b>Preferred Actor Level (Public View)</b>
	Priorities and Favoured Partners

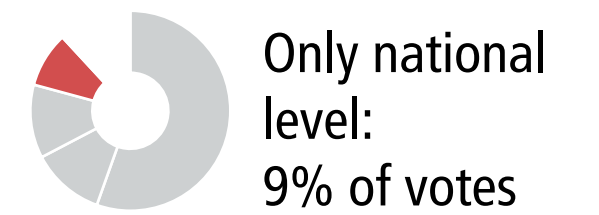
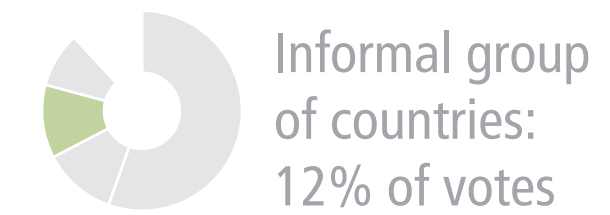



# Preferred Actor Level (Public View) Fully completed single market

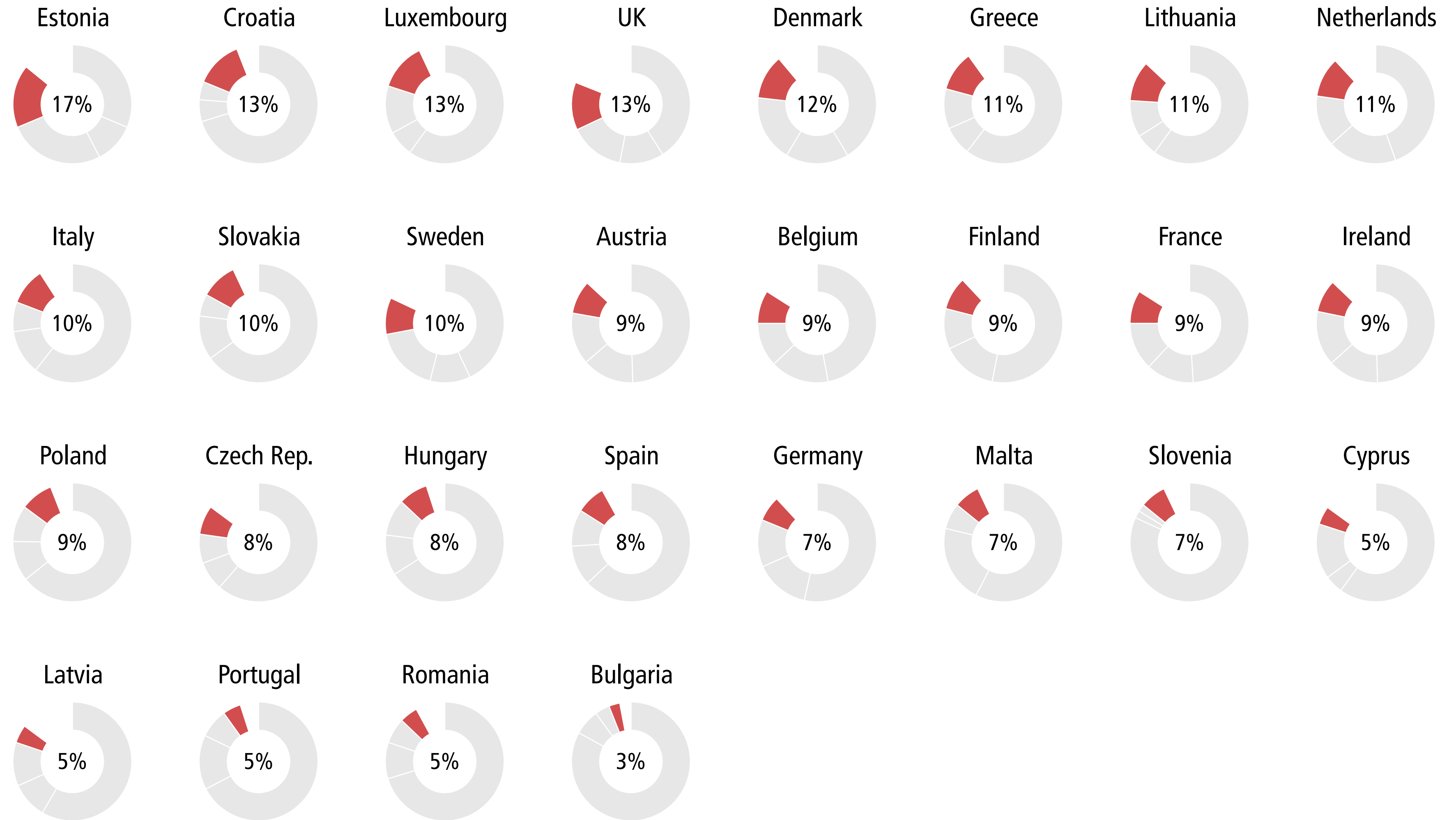
Q11

“In the EU, who should mainly be responsible for the following policy projects?”

All four actor levels



Countries	Policies
	All policies
	Single fiscal policy & Eurozone governance
	<b>Fully completed single market</b>
	Common social policy
	Common digital policy
	Common energy policy
	Single climate policy
	Integrated foreign and security policy
	Common policy in justice & home affairs
	Common immigration and asylum policy
	Common development assistance policy
	Common border police and coast guard
	Common defence structures
	Common China policy
	Common USA policy
	Common Russia policy
	Common Ukraine policy
	Common Syria policy
	Common MENA policy
	Policies & Partners Overview
	Preferred Actor Level
	<b>Preferred Actor Level (Public View)</b>
	Priorities and Favoured Partners

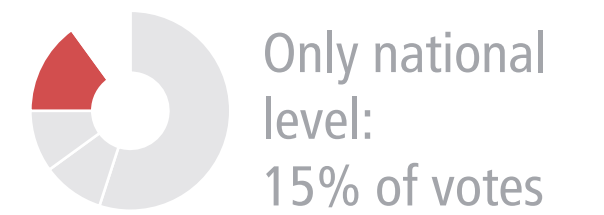



# Preferred Actor Level (Public View) Common social policy

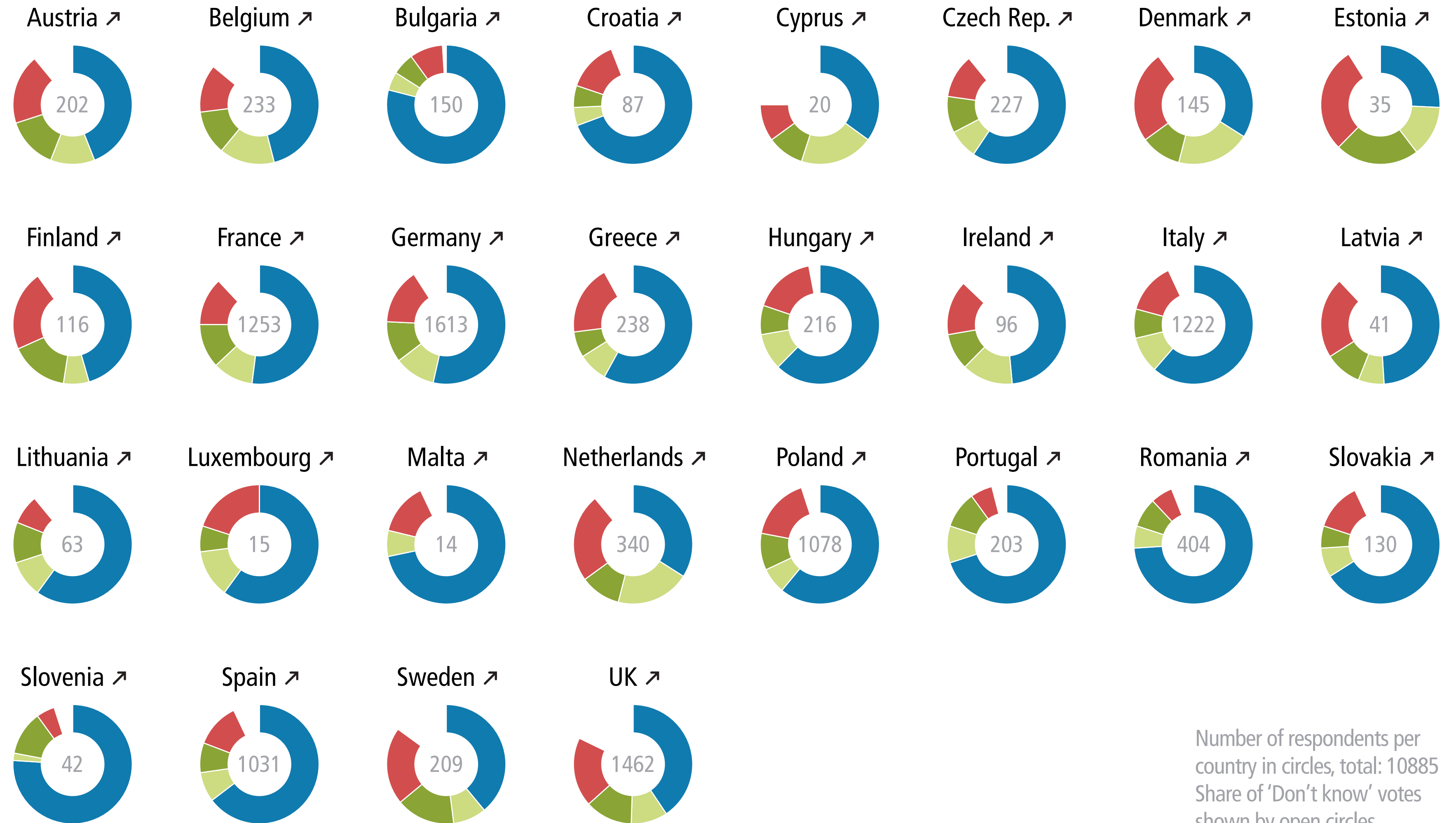
Q11

“In the EU, who should mainly be responsible for the following policy projects?”

All four actor levels



Countries	Policies
All policies	
Single fiscal policy & Eurozone governance	
Fully completed single market	
<b>Common social policy</b>	
Common digital policy	
Common energy policy	
Single climate policy	
Integrated foreign and security policy	
Common policy in justice & home affairs	
Common immigration and asylum policy	
Common development assistance policy	
Common border police and coast guard	
Common defence structures	
Common China policy	
Common USA policy	
Common Russia policy	
Common Ukraine policy	
Common Syria policy	
Common MENA policy	
Policies & Partners Overview	
Preferred Actor Level	
<b>Preferred Actor Level (Public View)</b>	
Priorities and Favoured Partners	



Number of respondents per country in circles, total: 10885  
Share of 'Don't know' votes shown by open circles

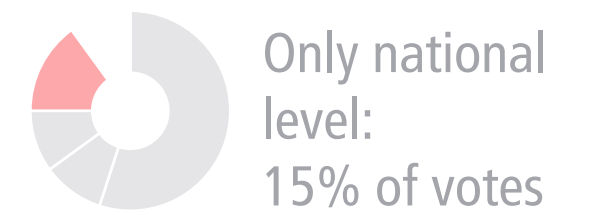
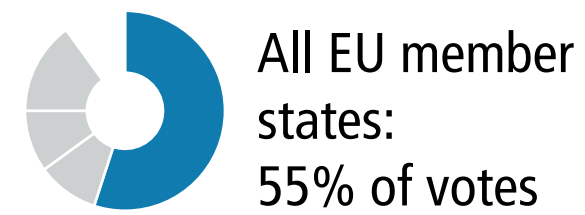


# Preferred Actor Level (Public View) Common social policy

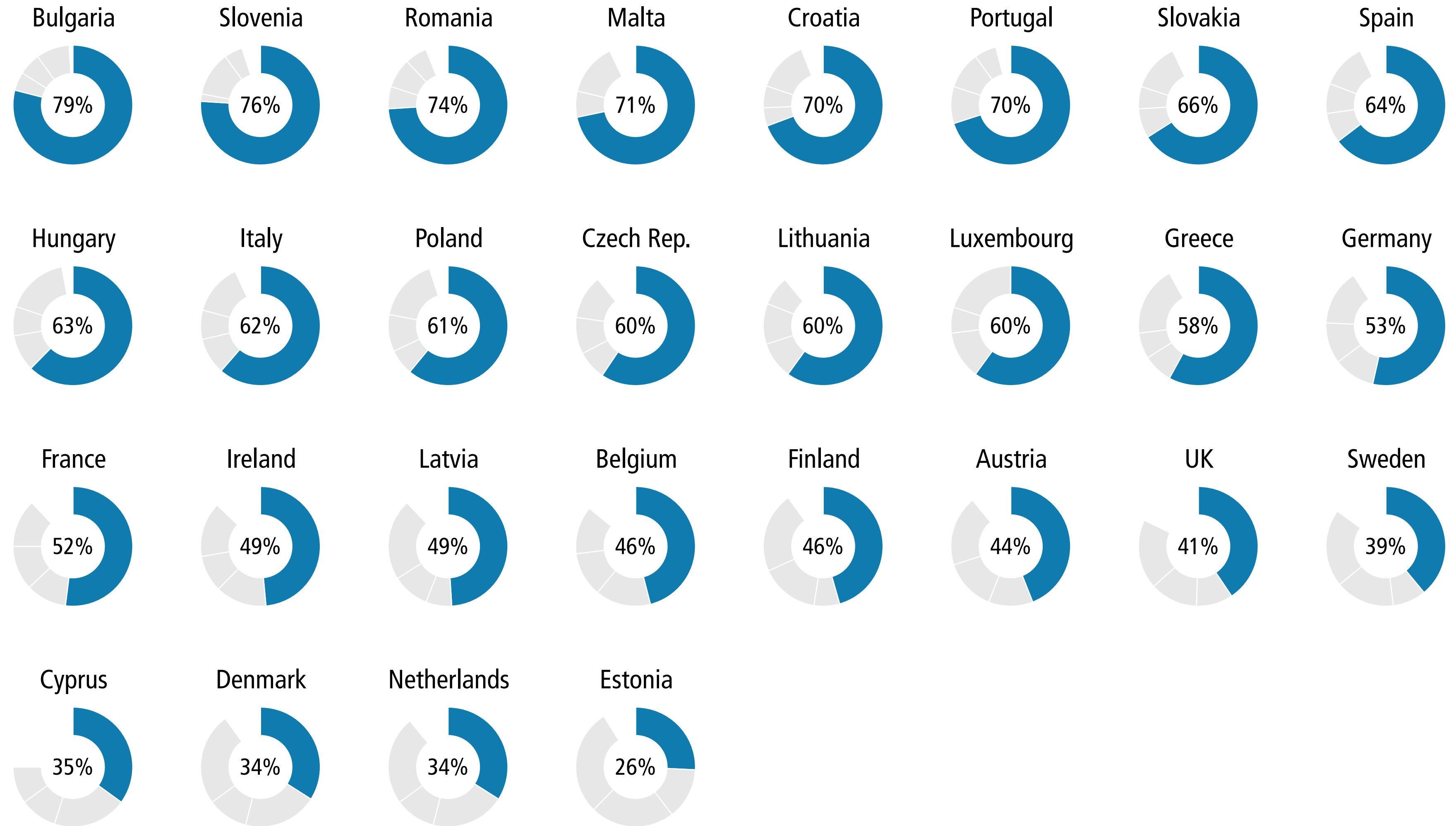
Q11

“In the EU, who should mainly be responsible for the following policy projects?”

All four actor levels



Countries	Policies
	All policies
	Single fiscal policy & Eurozone governance
	Fully completed single market
	<b>Common social policy</b>
	Common digital policy
	Common energy policy
	Single climate policy
	Integrated foreign and security policy
	Common policy in justice & home affairs
	Common immigration and asylum policy
	Common development assistance policy
	Common border police and coast guard
	Common defence structures
	Common China policy
	Common USA policy
	Common Russia policy
	Common Ukraine policy
	Common Syria policy
	Common MENA policy
	Policies & Partners Overview
	Preferred Actor Level
	<b>Preferred Actor Level (Public View)</b>
	Priorities and Favoured Partners

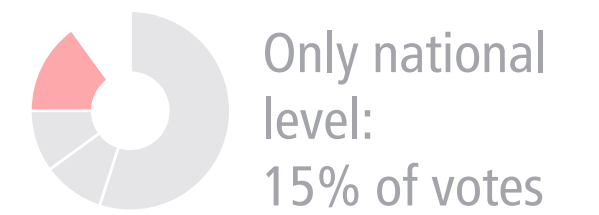
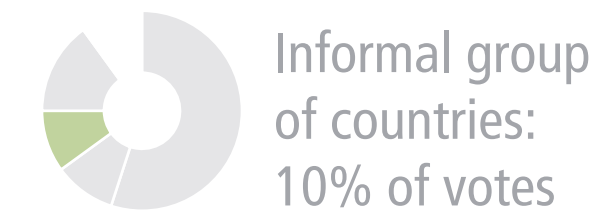
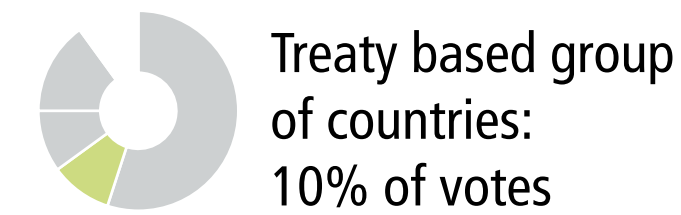
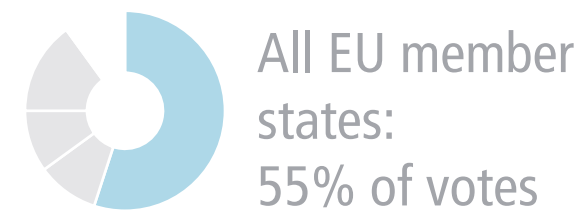


# Preferred Actor Level (Public View) Common social policy

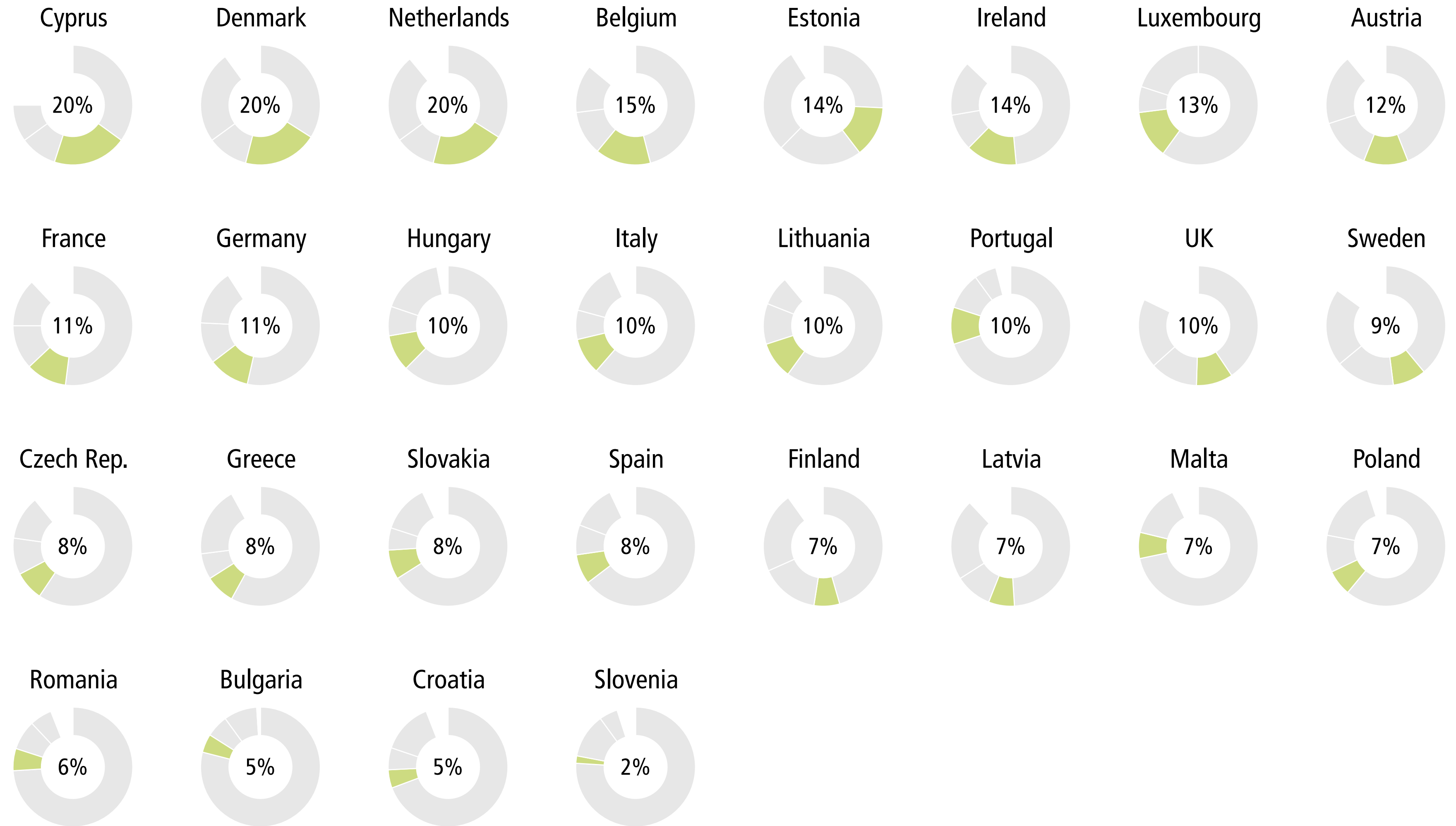
Q11

“In the EU, who should mainly be responsible for the following policy projects?”

All four actor levels



Countries	Policies
	All policies
	Single fiscal policy & Eurozone governance
	Fully completed single market
	<b>Common social policy</b>
	Common digital policy
	Common energy policy
	Single climate policy
	Integrated foreign and security policy
	Common policy in justice & home affairs
	Common immigration and asylum policy
	Common development assistance policy
	Common border police and coast guard
	Common defence structures
	Common China policy
	Common USA policy
	Common Russia policy
	Common Ukraine policy
	Common Syria policy
	Common MENA policy
	Policies & Partners Overview
	Preferred Actor Level
	<b>Preferred Actor Level (Public View)</b>
	Priorities and Favoured Partners

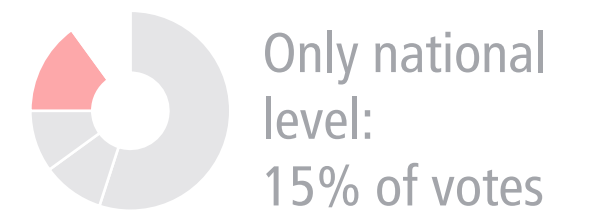
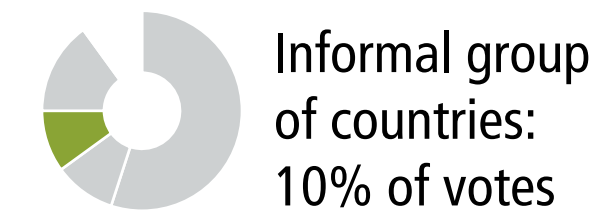
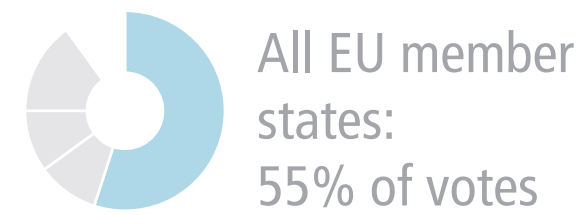


# Preferred Actor Level (Public View) Common social policy

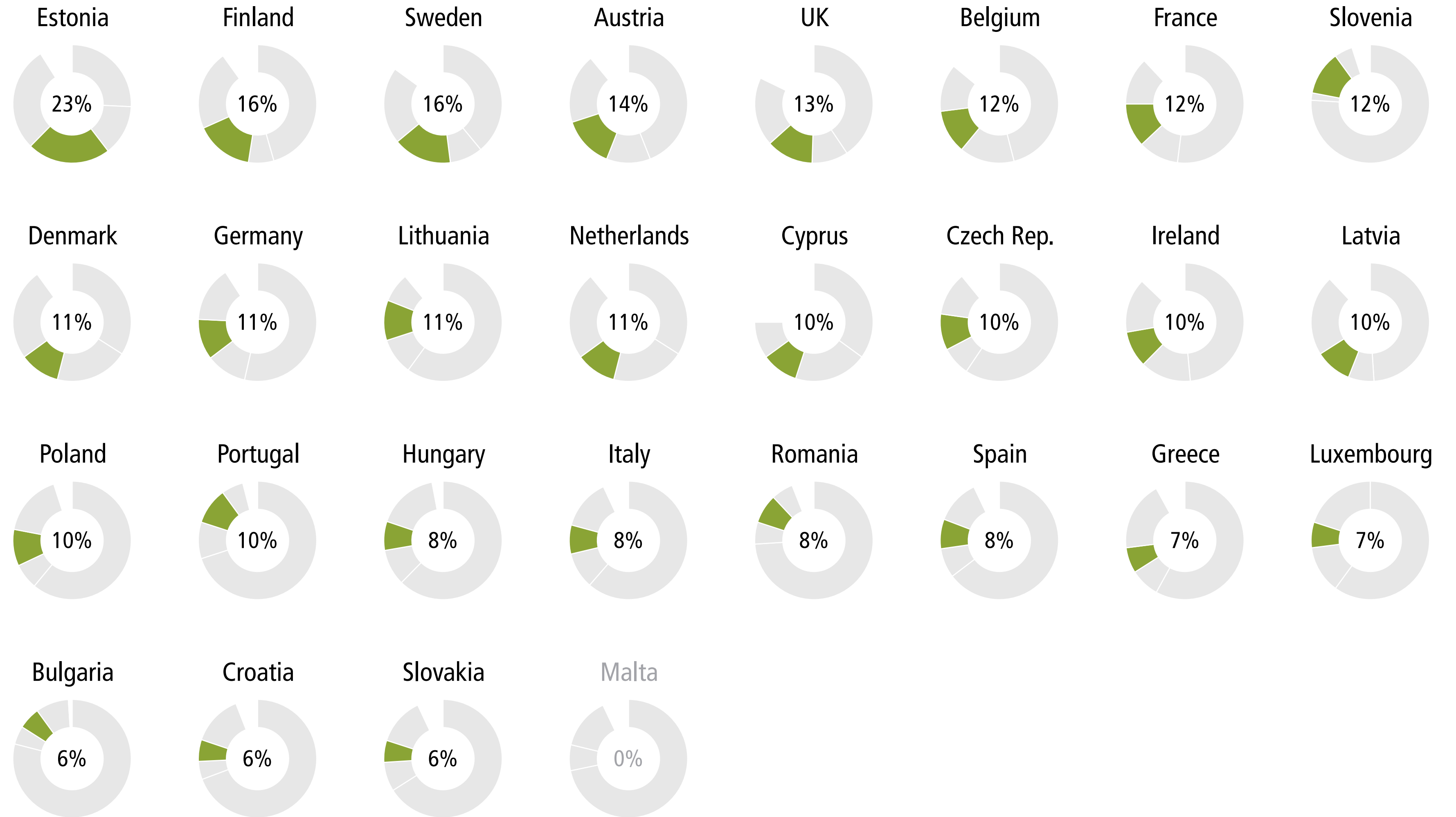
Q11

“In the EU, who should mainly be responsible for the following policy projects?”

All four actor levels



Countries	Policies
	All policies
	Single fiscal policy & Eurozone governance
	Fully completed single market
	<b>Common social policy</b>
	Common digital policy
	Common energy policy
	Single climate policy
	Integrated foreign and security policy
	Common policy in justice & home affairs
	Common immigration and asylum policy
	Common development assistance policy
	Common border police and coast guard
	Common defence structures
	Common China policy
	Common USA policy
	Common Russia policy
	Common Ukraine policy
	Common Syria policy
	Common MENA policy
	Policies & Partners Overview
	Preferred Actor Level
	<b>Preferred Actor Level (Public View)</b>
	Priorities and Favoured Partners



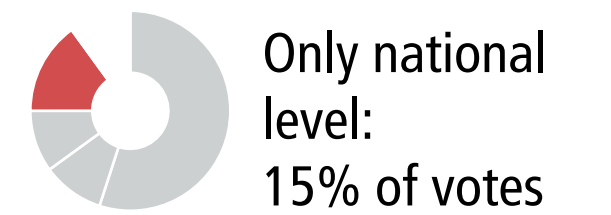
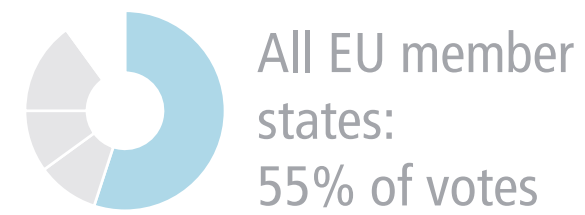


# Preferred Actor Level (Public View) Common social policy

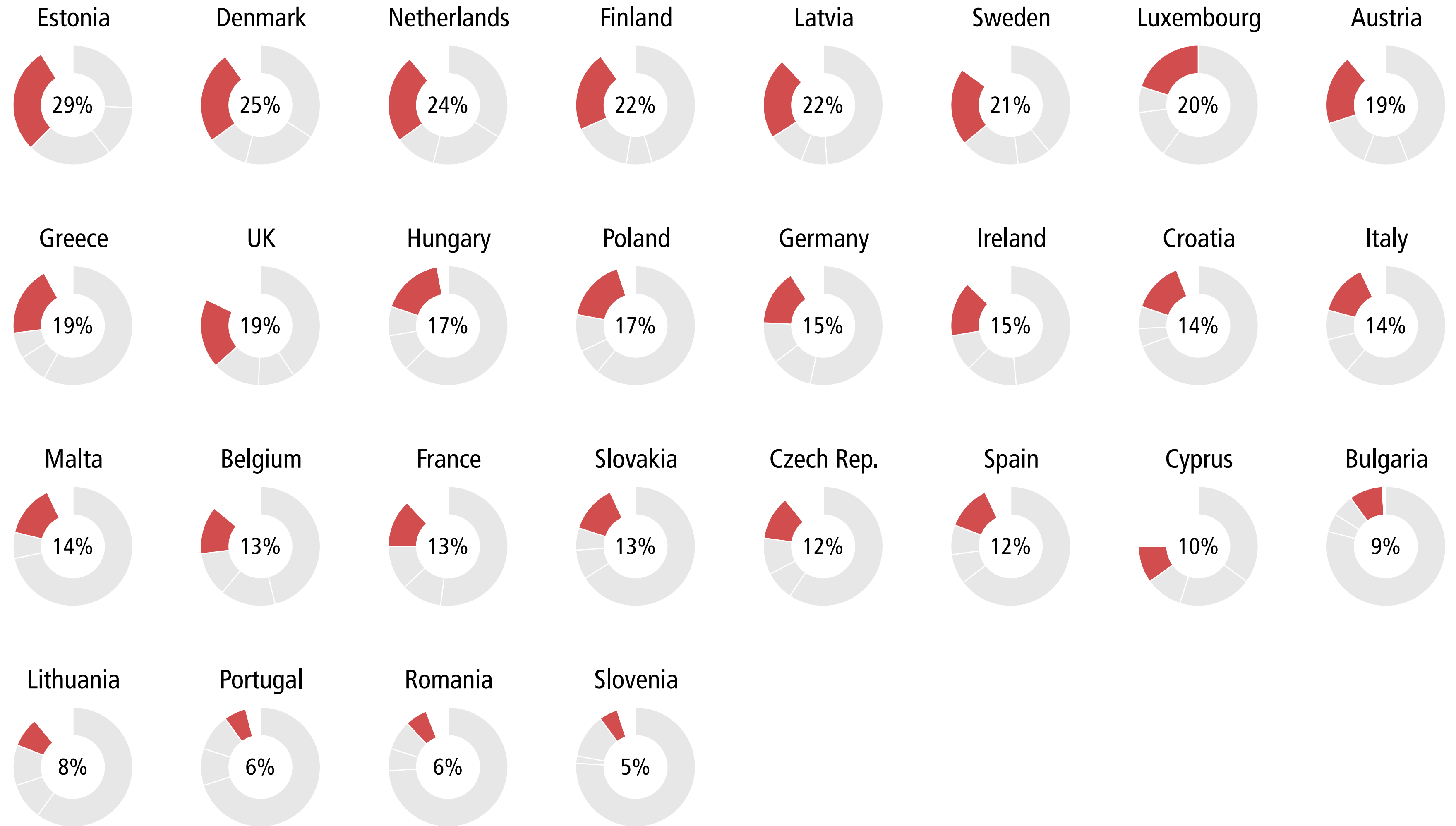
Q11

“In the EU, who should mainly be responsible for the following policy projects?”

All four actor levels



Countries	Policies
	All policies
	Single fiscal policy & Eurozone governance
	Fully completed single market
	<b>Common social policy</b>
	Common digital policy
	Common energy policy
	Single climate policy
	Integrated foreign and security policy
	Common policy in justice & home affairs
	Common immigration and asylum policy
	Common development assistance policy
	Common border police and coast guard
	Common defence structures
	Common China policy
	Common USA policy
	Common Russia policy
	Common Ukraine policy
	Common Syria policy
	Common MENA policy
	Policies & Partners Overview
	Preferred Actor Level
	<b>Preferred Actor Level (Public View)</b>
	Priorities and Favoured Partners

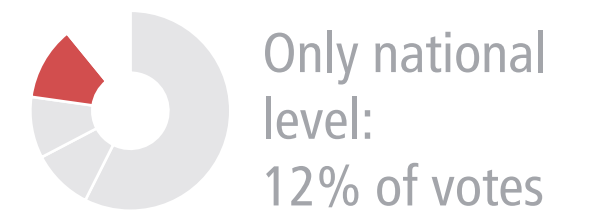



# Preferred Actor Level (Public View) Common digital policy

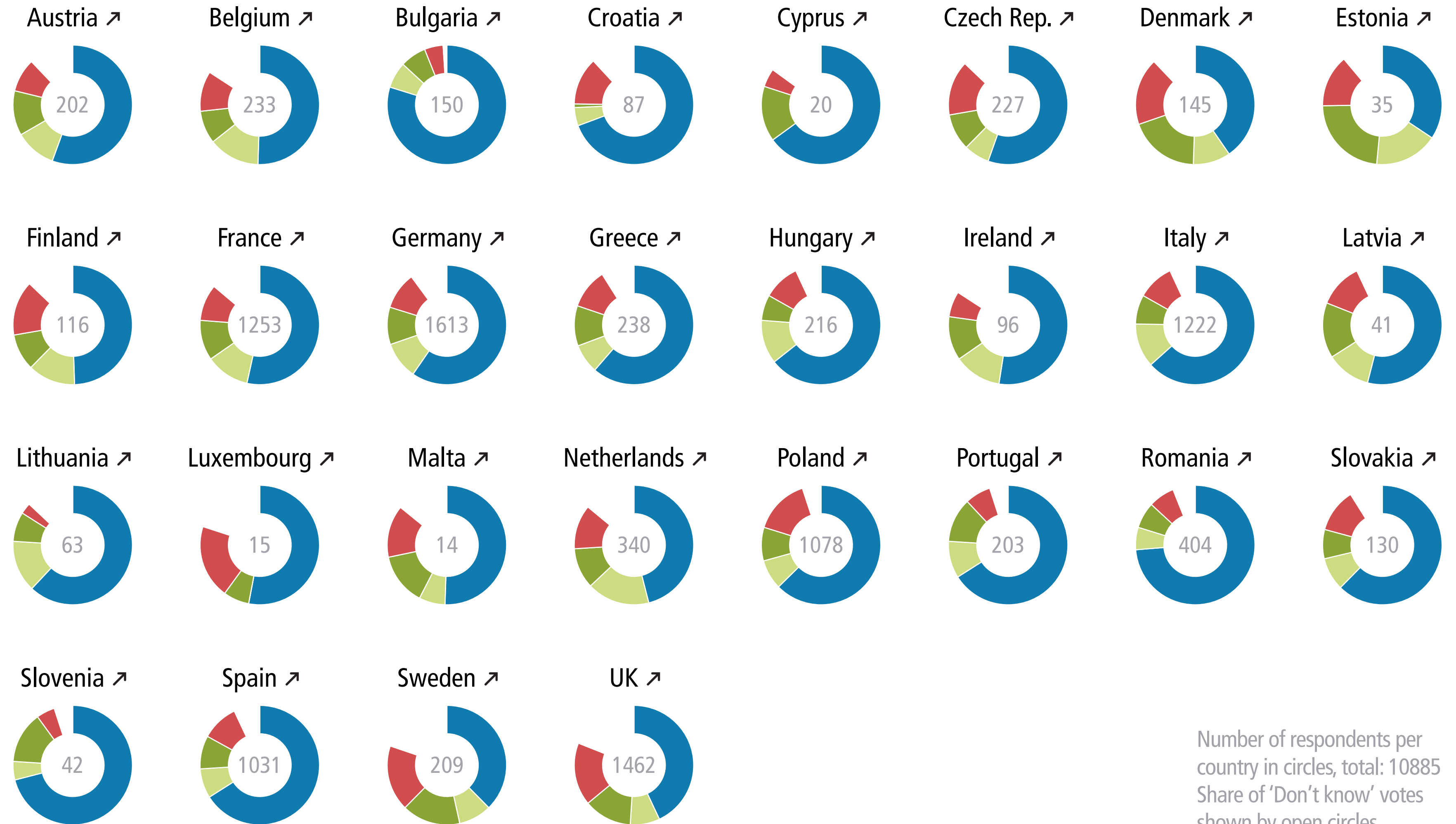
Q11

“In the EU, who should mainly be responsible for the following policy projects?”

All four actor levels



Countries	Policies
	All policies
	Single fiscal policy & Eurozone governance
	Fully completed single market
	Common social policy
	<b>Common digital policy</b>
	Common energy policy
	Single climate policy
	Integrated foreign and security policy
	Common policy in justice & home affairs
	Common immigration and asylum policy
	Common development assistance policy
	Common border police and coast guard
	Common defence structures
	Common China policy
	Common USA policy
	Common Russia policy
	Common Ukraine policy
	Common Syria policy
	Common MENA policy
	Policies & Partners Overview
	Preferred Actor Level
	<b>Preferred Actor Level (Public View)</b>
	Priorities and Favoured Partners



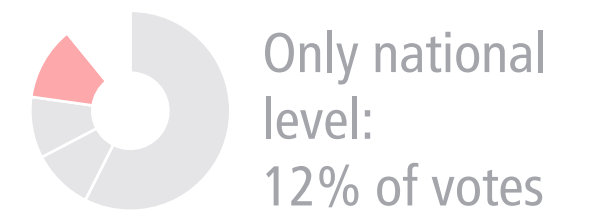
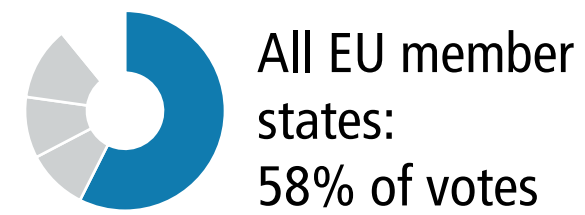
Number of respondents per country in circles, total: 10885  
Share of 'Don't know' votes shown by open circles

# Preferred Actor Level (Public View) Common digital policy

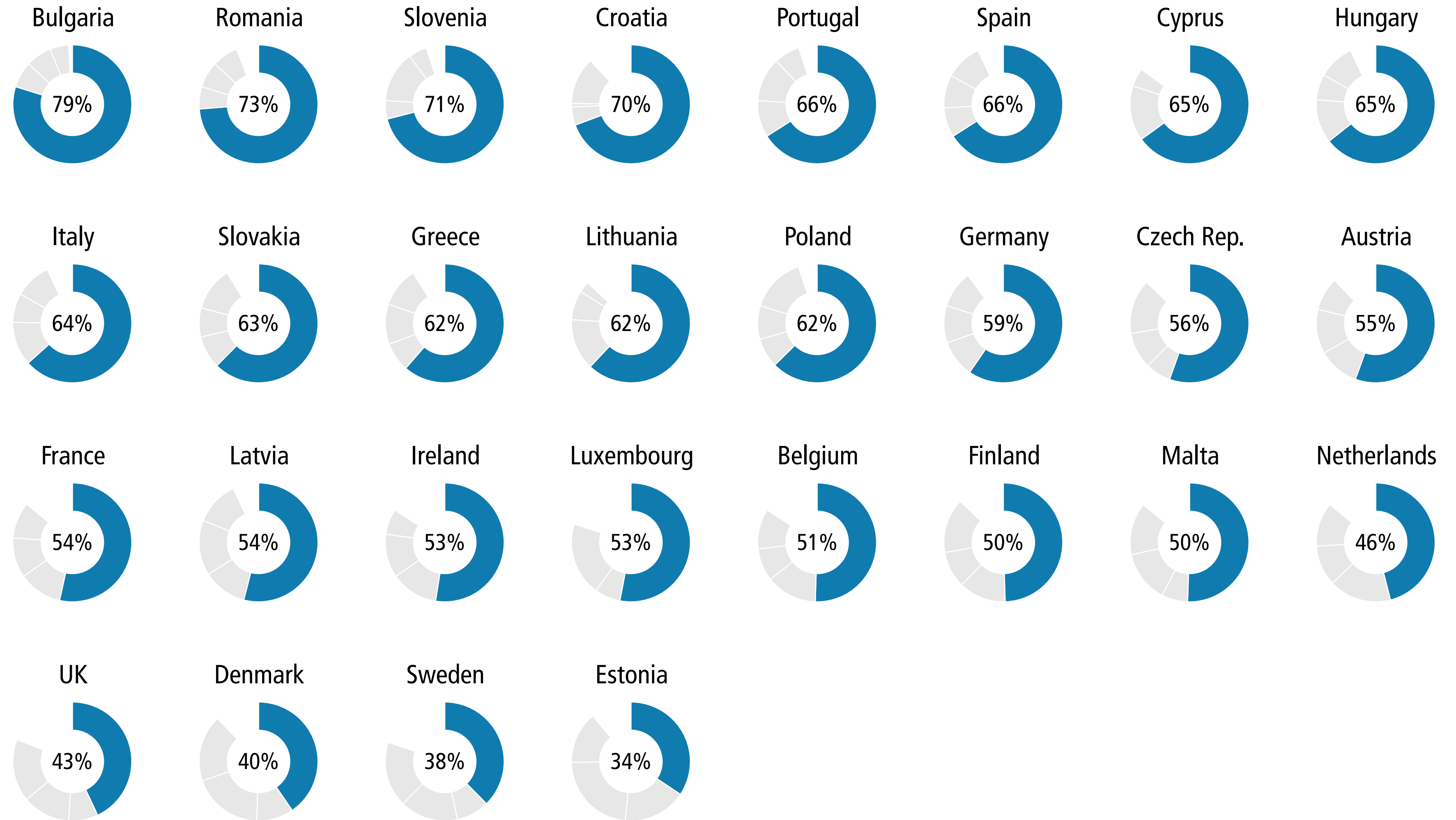
Q11

“In the EU, who should mainly be responsible for the following policy projects?”

All four actor levels



Countries	Policies
	All policies
	Single fiscal policy & Eurozone governance
	Fully completed single market
	Common social policy
	<b>Common digital policy</b>
	Common energy policy
	Single climate policy
	Integrated foreign and security policy
	Common policy in justice & home affairs
	Common immigration and asylum policy
	Common development assistance policy
	Common border police and coast guard
	Common defence structures
	Common China policy
	Common USA policy
	Common Russia policy
	Common Ukraine policy
	Common Syria policy
	Common MENA policy
	Policies & Partners Overview
	Preferred Actor Level
	<b>Preferred Actor Level (Public View)</b>
	Priorities and Favoured Partners



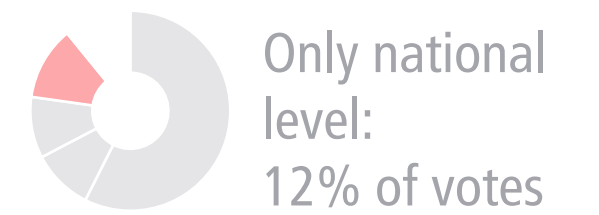
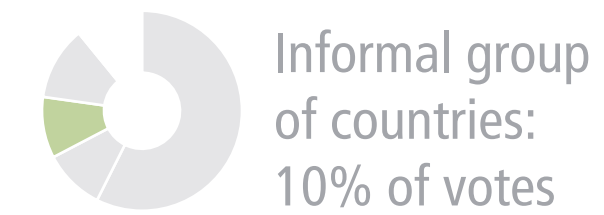
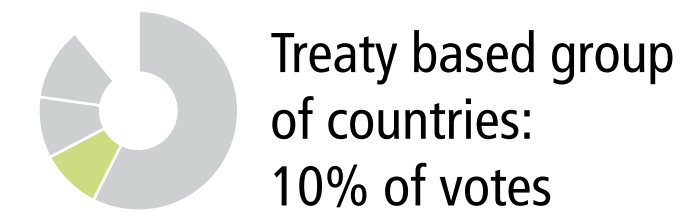
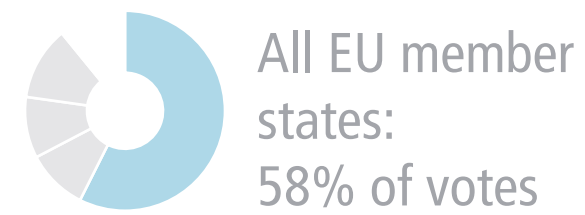


# Preferred Actor Level (Public View) Common digital policy

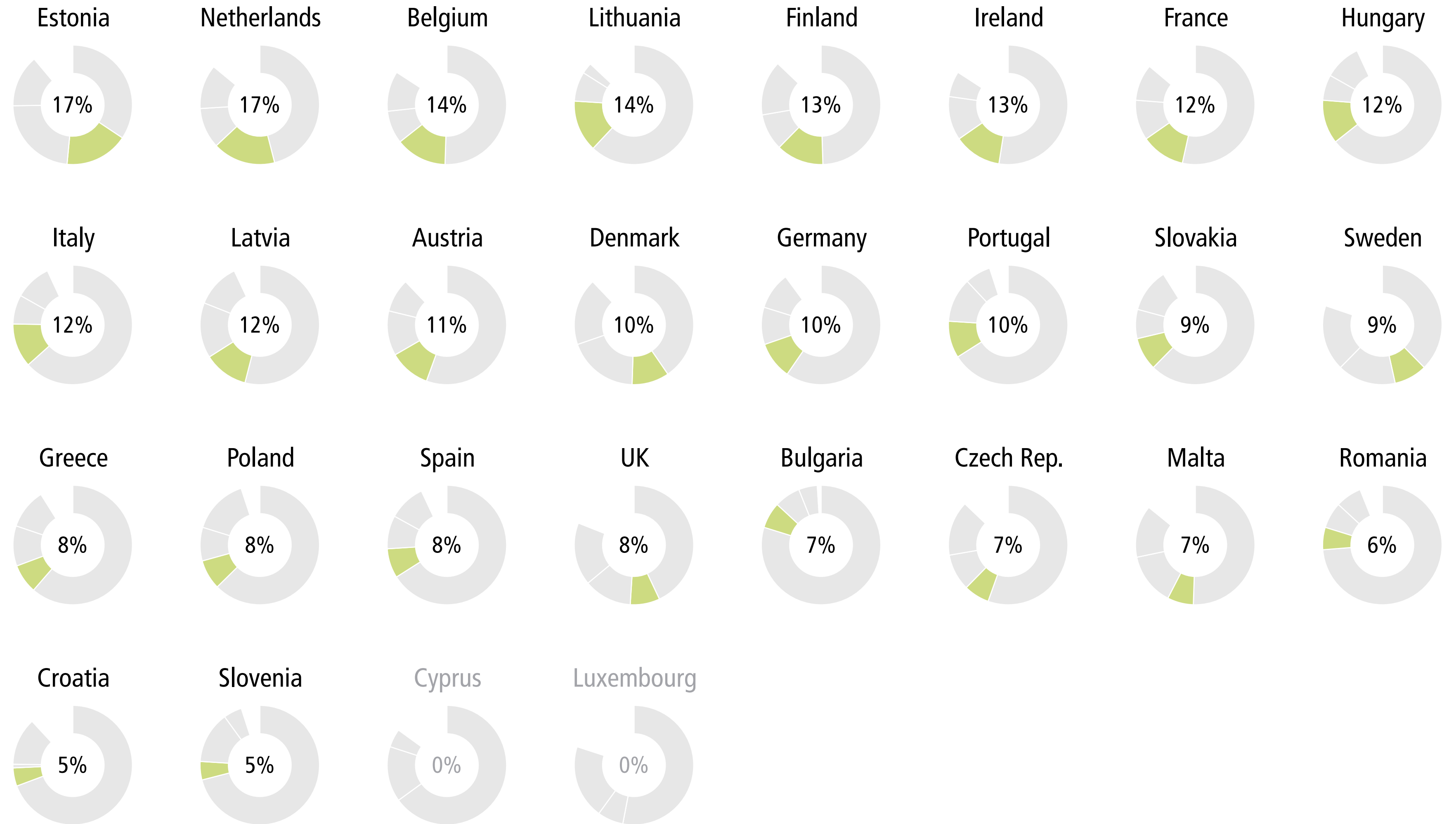
Q11

“In the EU, who should mainly be responsible for the following policy projects?”

All four actor levels



Countries	Policies
	All policies
	Single fiscal policy & Eurozone governance
	Fully completed single market
	Common social policy
	<b>Common digital policy</b>
	Common energy policy
	Single climate policy
	Integrated foreign and security policy
	Common policy in justice & home affairs
	Common immigration and asylum policy
	Common development assistance policy
	Common border police and coast guard
	Common defence structures
	Common China policy
	Common USA policy
	Common Russia policy
	Common Ukraine policy
	Common Syria policy
	Common MENA policy
	Policies & Partners Overview
	Preferred Actor Level
	<b>Preferred Actor Level (Public View)</b>
	Priorities and Favoured Partners

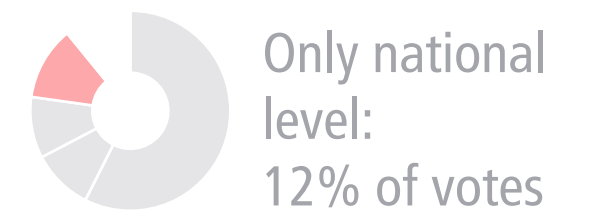
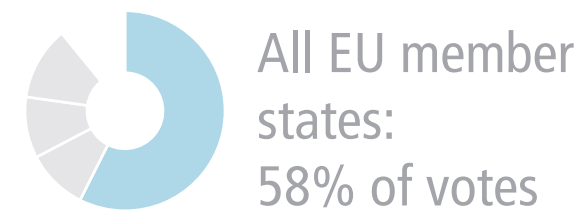


# Preferred Actor Level (Public View) Common digital policy

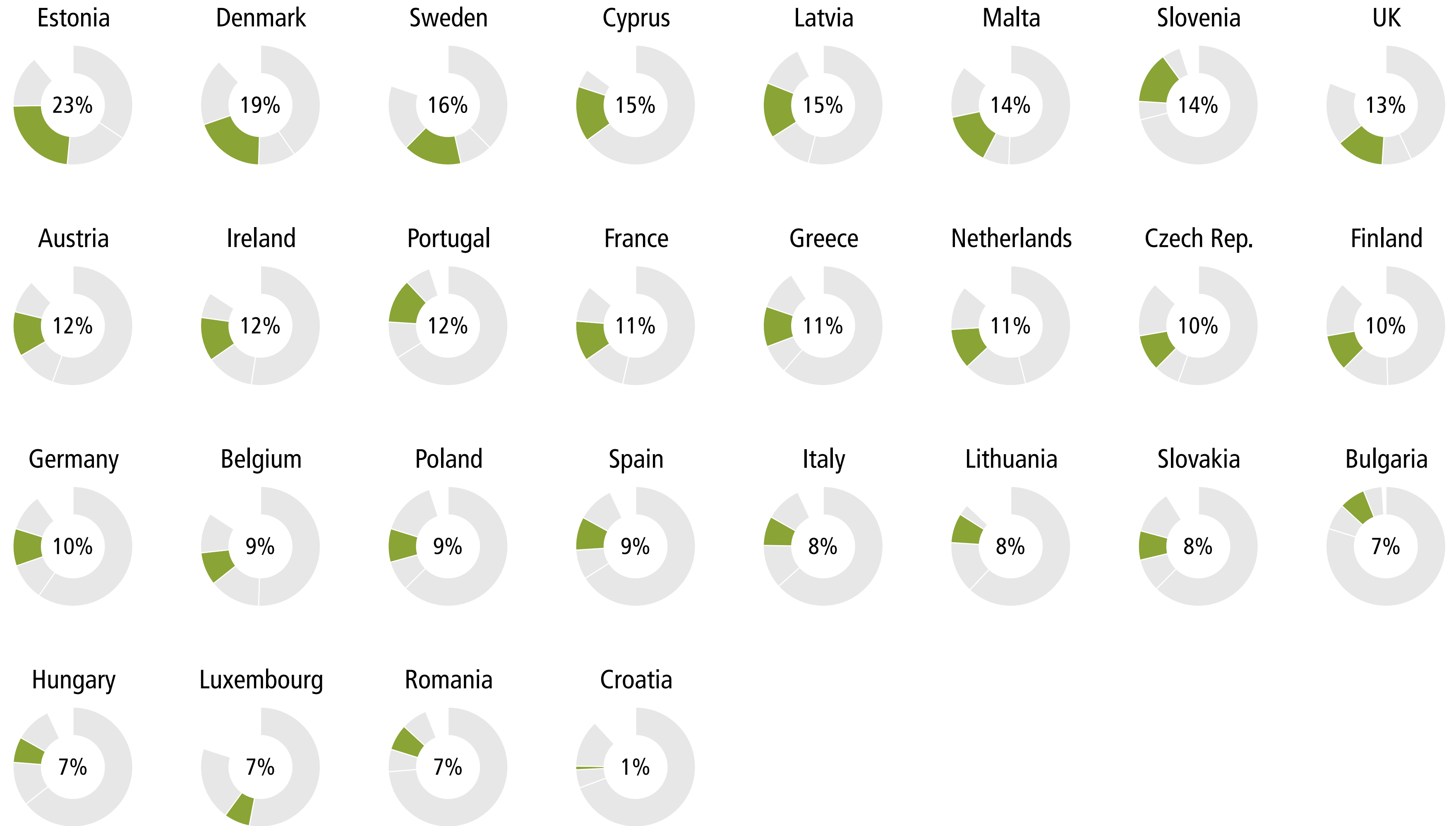
Q11

“In the EU, who should mainly be responsible for the following policy projects?”

All four actor levels



Countries	Policies
	All policies
	Single fiscal policy & Eurozone governance
	Fully completed single market
	Common social policy
	<b>Common digital policy</b>
	Common energy policy
	Single climate policy
	Integrated foreign and security policy
	Common policy in justice & home affairs
	Common immigration and asylum policy
	Common development assistance policy
	Common border police and coast guard
	Common defence structures
	Common China policy
	Common USA policy
	Common Russia policy
	Common Ukraine policy
	Common Syria policy
	Common MENA policy
	Policies & Partners Overview
	Preferred Actor Level
	<b>Preferred Actor Level (Public View)</b>
	Priorities and Favoured Partners

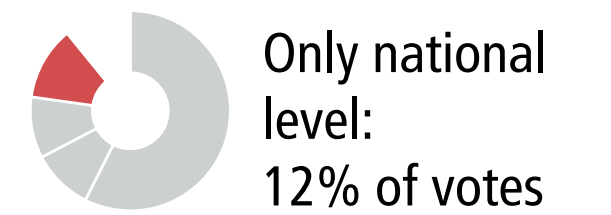
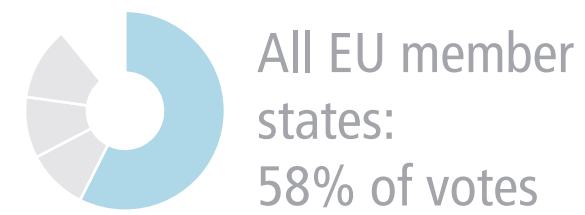


# Preferred Actor Level (Public View) Common digital policy

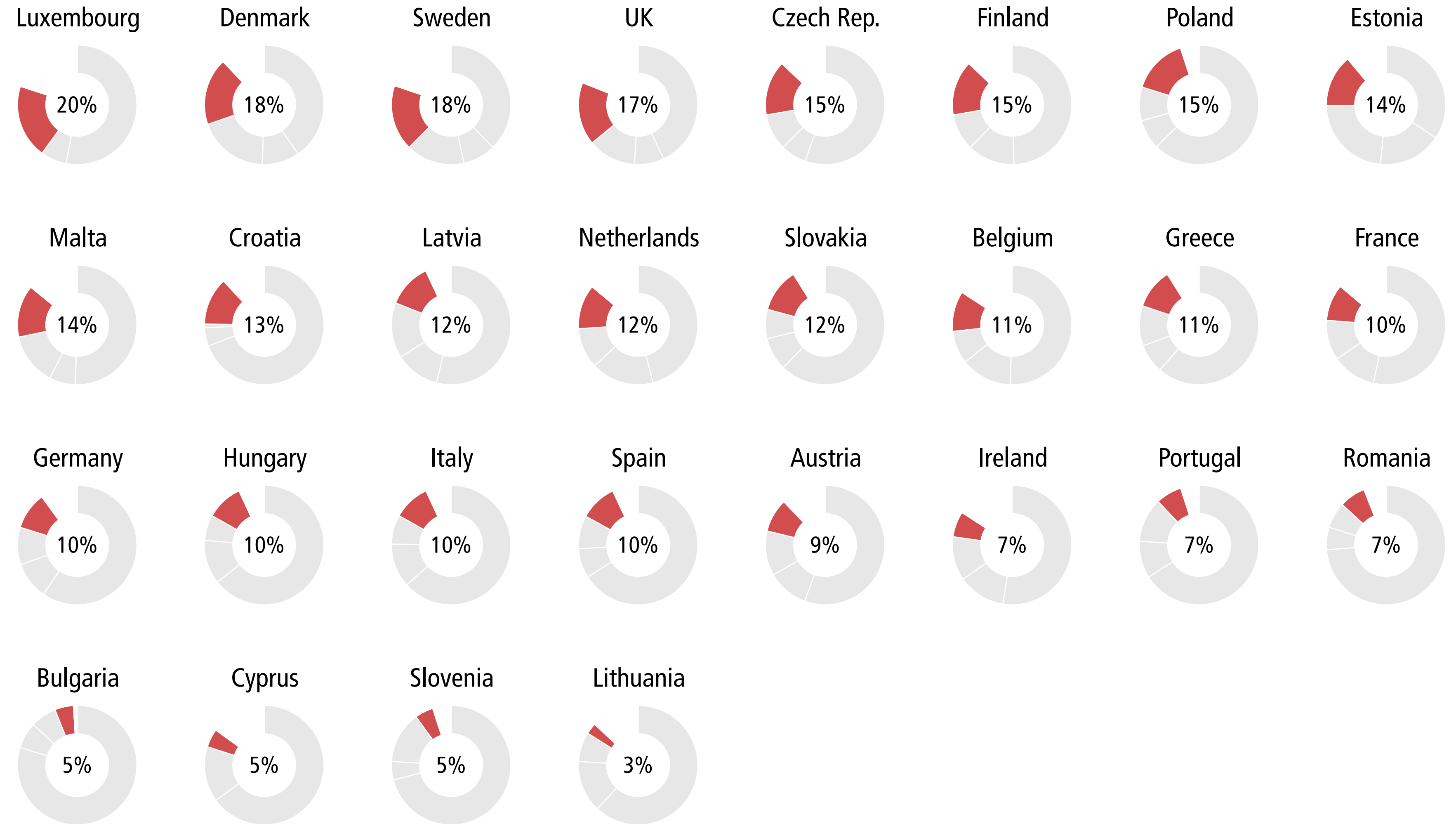
Q11

“In the EU, who should mainly be responsible for the following policy projects?”

All four actor levels



Countries	Policies
	All policies
	Single fiscal policy & Eurozone governance
	Fully completed single market
	Common social policy
	<b>Common digital policy</b>
	Common energy policy
	Single climate policy
	Integrated foreign and security policy
	Common policy in justice & home affairs
	Common immigration and asylum policy
	Common development assistance policy
	Common border police and coast guard
	Common defence structures
	Common China policy
	Common USA policy
	Common Russia policy
	Common Ukraine policy
	Common Syria policy
	Common MENA policy
	Policies & Partners Overview
	Preferred Actor Level
	<b>Preferred Actor Level (Public View)</b>
	Priorities and Favoured Partners



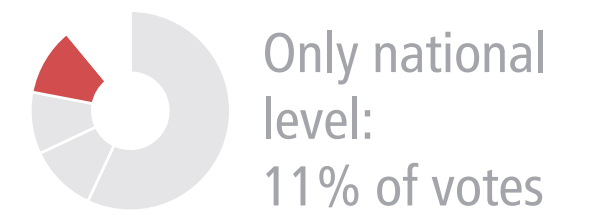
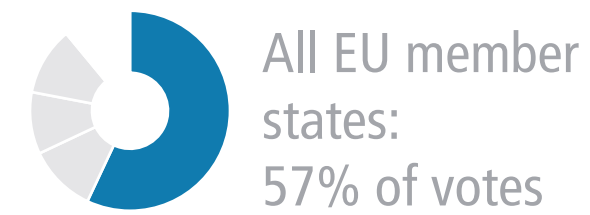


# Preferred Actor Level (Public View) Common energy policy

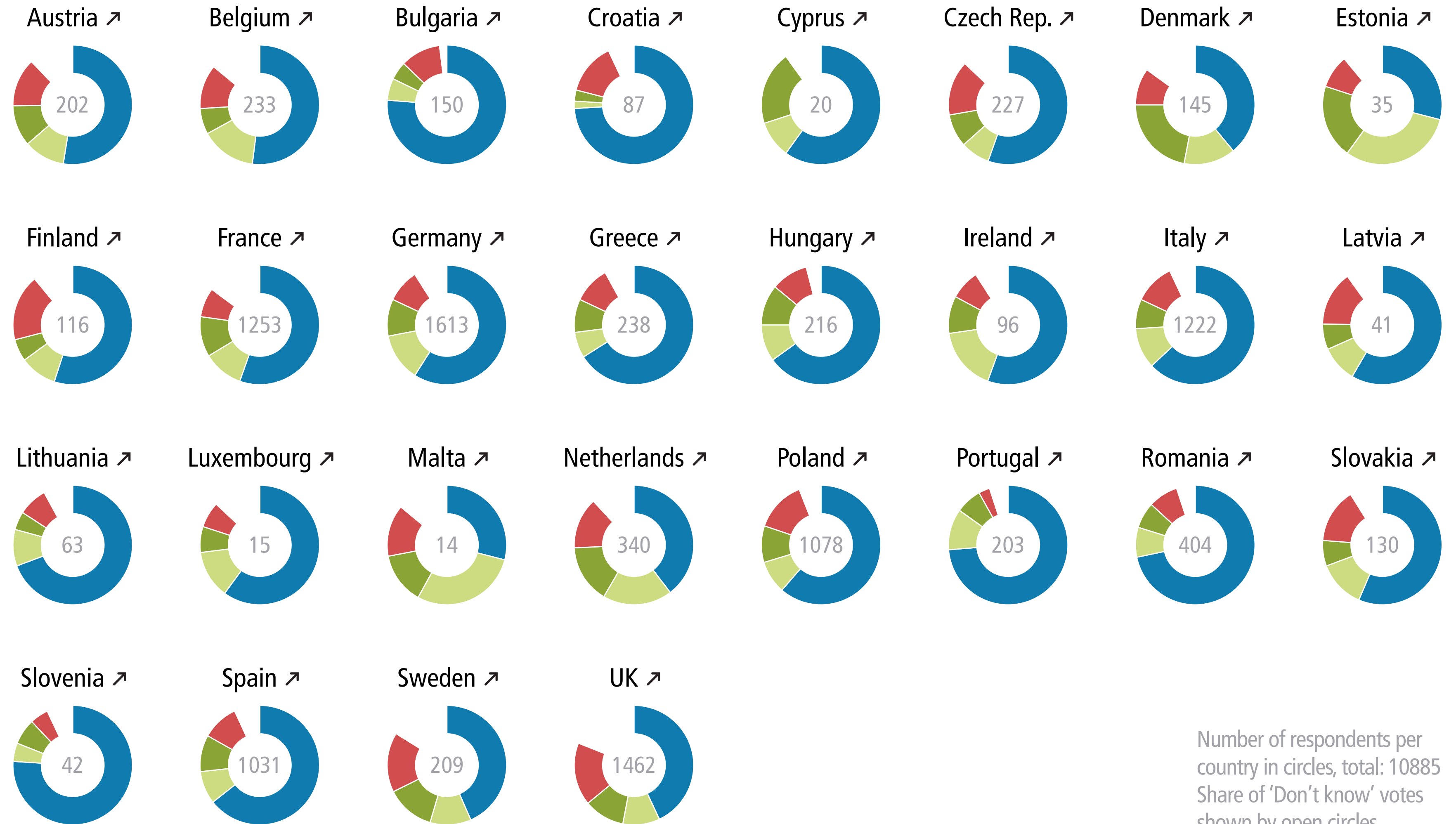
Q11

“In the EU, who should mainly be responsible for the following policy projects?”

All four actor levels



Countries	Policies
	All policies
	Single fiscal policy & Eurozone governance
	Fully completed single market
	Common social policy
	Common digital policy
	<b>Common energy policy</b>
	Single climate policy
	Integrated foreign and security policy
	Common policy in justice & home affairs
	Common immigration and asylum policy
	Common development assistance policy
	Common border police and coast guard
	Common defence structures
	Common China policy
	Common USA policy
	Common Russia policy
	Common Ukraine policy
	Common Syria policy
	Common MENA policy
	Policies & Partners Overview
	Preferred Actor Level
	<b>Preferred Actor Level (Public View)</b>
	Priorities and Favoured Partners



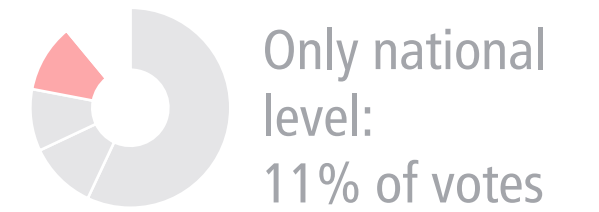
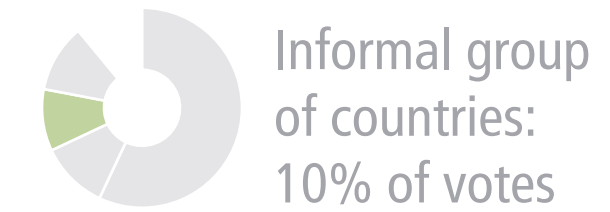
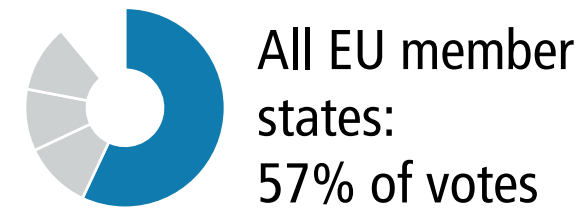
Number of respondents per country in circles, total: 10885  
Share of 'Don't know' votes shown by open circles

# Preferred Actor Level (Public View) Common energy policy

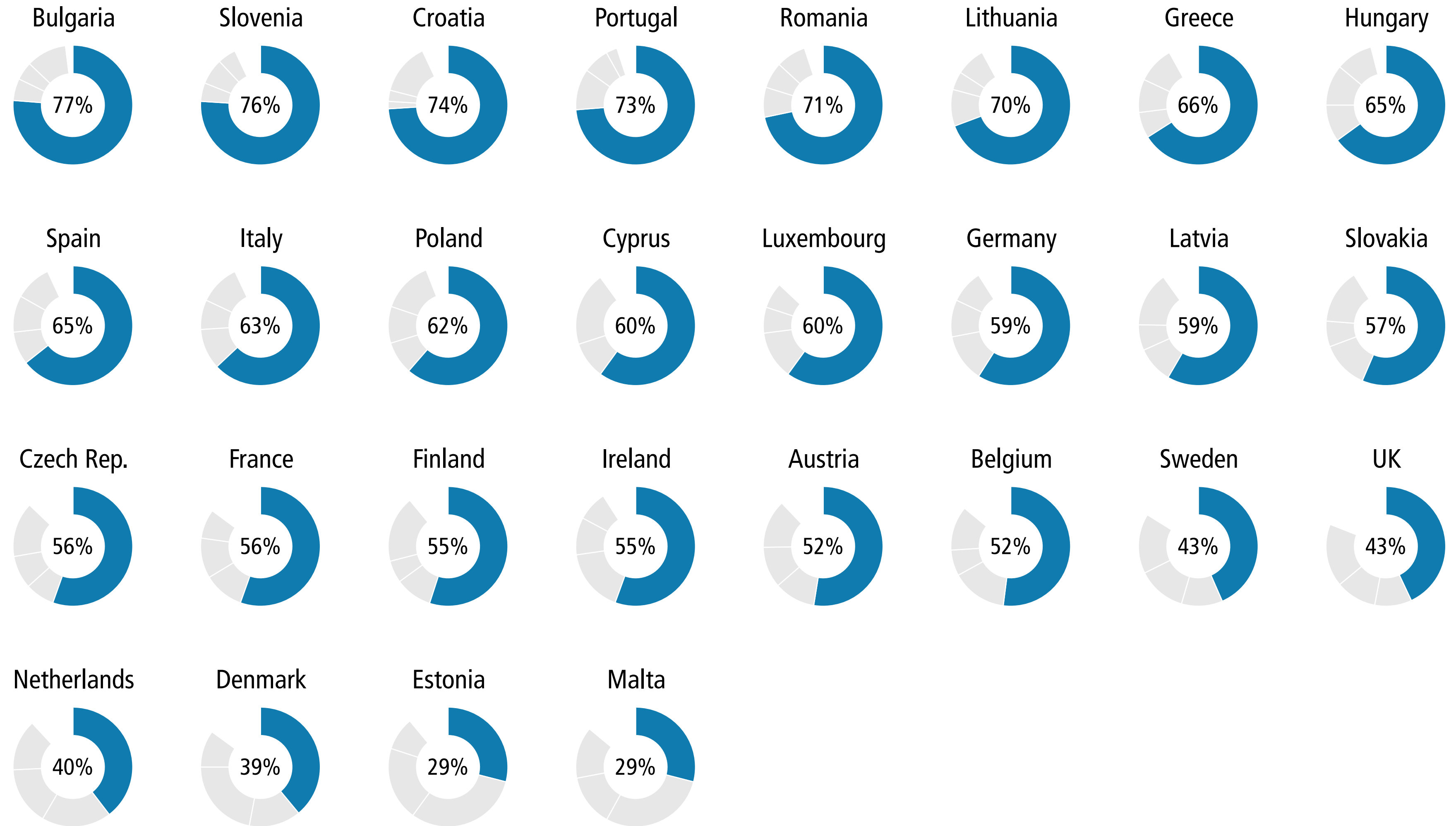
Q11

“In the EU, who should mainly be responsible for the following policy projects?”

All four actor levels



Countries	Policies
	All policies
	Single fiscal policy & Eurozone governance
	Fully completed single market
	Common social policy
	Common digital policy
	<b>Common energy policy</b>
	Single climate policy
	Integrated foreign and security policy
	Common policy in justice & home affairs
	Common immigration and asylum policy
	Common development assistance policy
	Common border police and coast guard
	Common defence structures
	Common China policy
	Common USA policy
	Common Russia policy
	Common Ukraine policy
	Common Syria policy
	Common MENA policy
	Policies & Partners Overview
	Preferred Actor Level
	<b>Preferred Actor Level (Public View)</b>
	Priorities and Favoured Partners

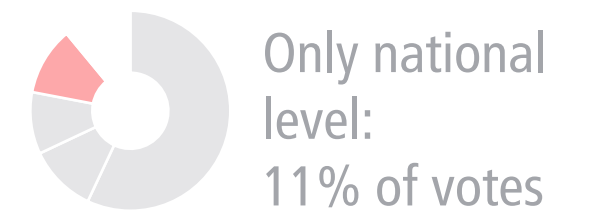



# Preferred Actor Level (Public View) Common energy policy

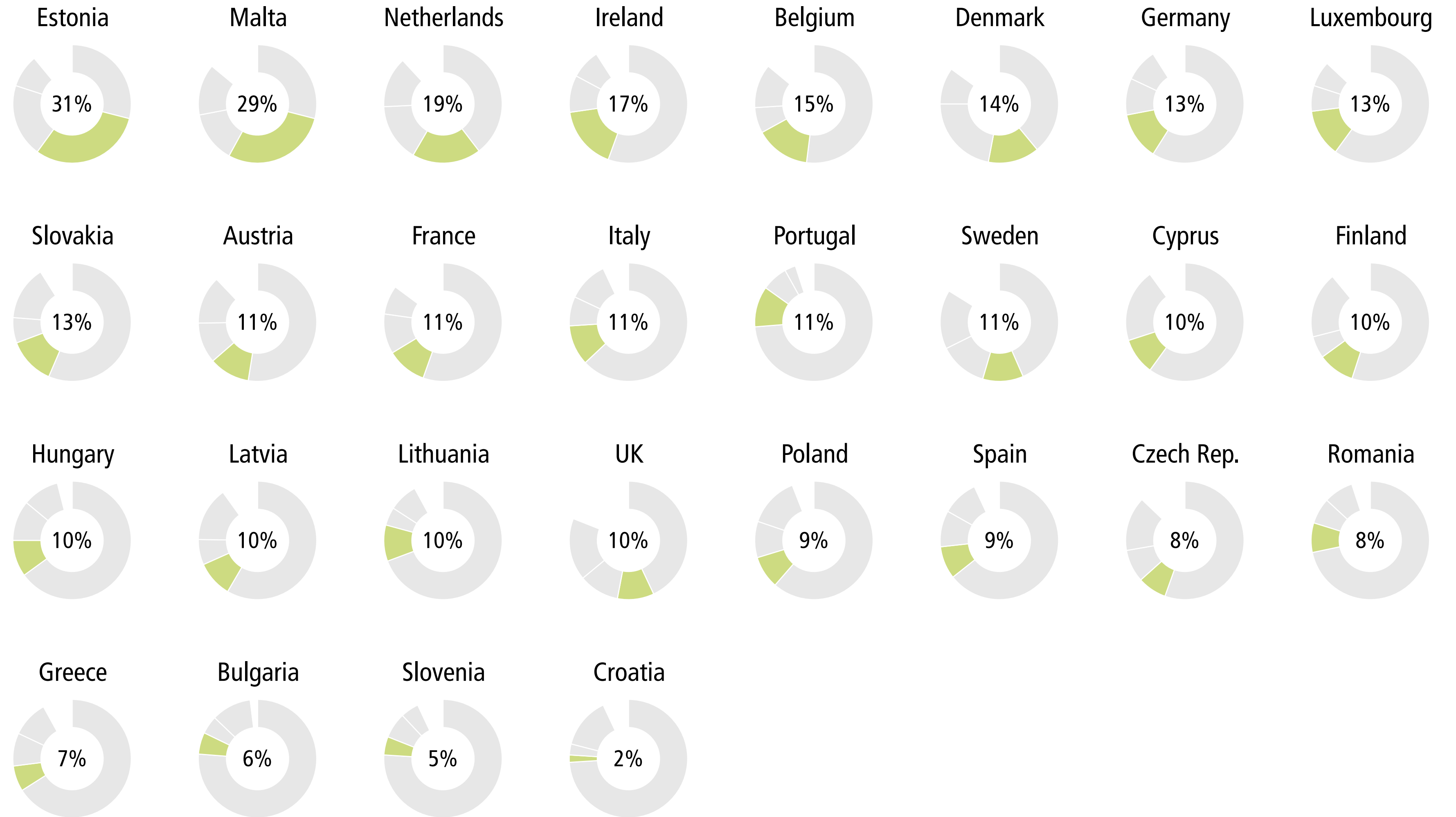
Q11

“In the EU, who should mainly be responsible for the following policy projects?”

All four actor levels



Countries	Policies
	All policies
	Single fiscal policy & Eurozone governance
	Fully completed single market
	Common social policy
	Common digital policy
	<b>Common energy policy</b>
	Single climate policy
	Integrated foreign and security policy
	Common policy in justice & home affairs
	Common immigration and asylum policy
	Common development assistance policy
	Common border police and coast guard
	Common defence structures
	Common China policy
	Common USA policy
	Common Russia policy
	Common Ukraine policy
	Common Syria policy
	Common MENA policy
	Policies & Partners Overview
	Preferred Actor Level
	<b>Preferred Actor Level (Public View)</b>
	Priorities and Favoured Partners



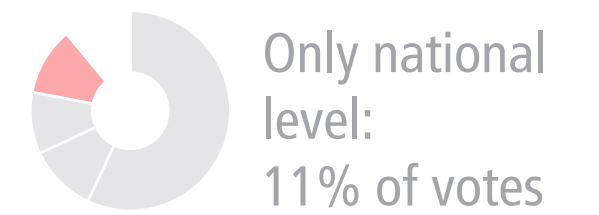



# Preferred Actor Level (Public View) Common energy policy

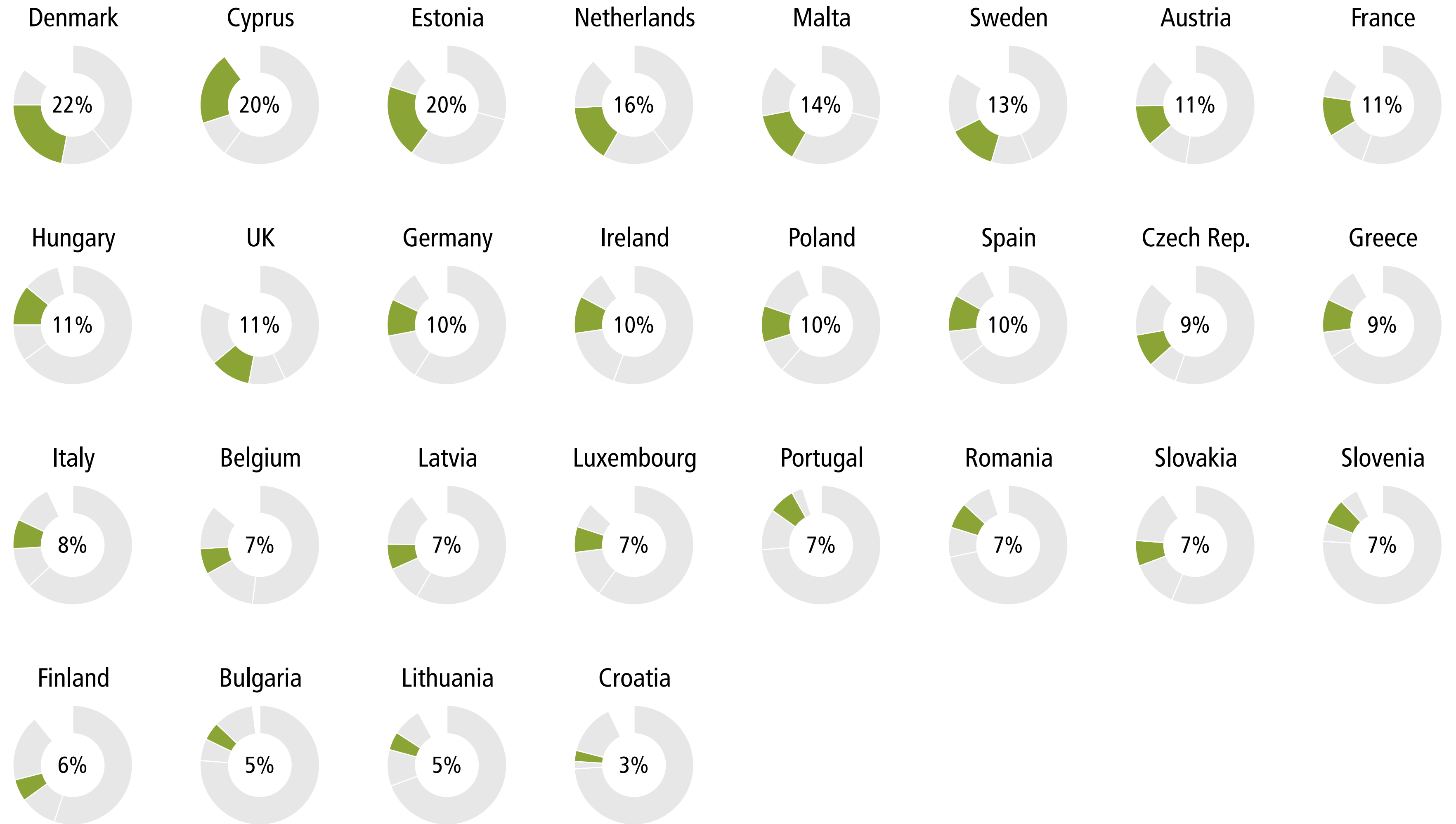
Q11

“In the EU, who should mainly be responsible for the following policy projects?”

All four actor levels



Countries	Policies
	All policies
	Single fiscal policy & Eurozone governance
	Fully completed single market
	Common social policy
	Common digital policy
	<b>Common energy policy</b>
	Single climate policy
	Integrated foreign and security policy
	Common policy in justice & home affairs
	Common immigration and asylum policy
	Common development assistance policy
	Common border police and coast guard
	Common defence structures
	Common China policy
	Common USA policy
	Common Russia policy
	Common Ukraine policy
	Common Syria policy
	Common MENA policy
	Policies & Partners Overview
	Preferred Actor Level
	<b>Preferred Actor Level (Public View)</b>
	Priorities and Favoured Partners

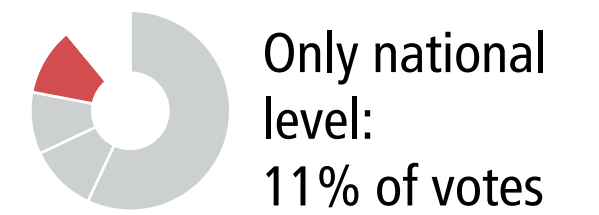



# Preferred Actor Level (Public View) Common energy policy

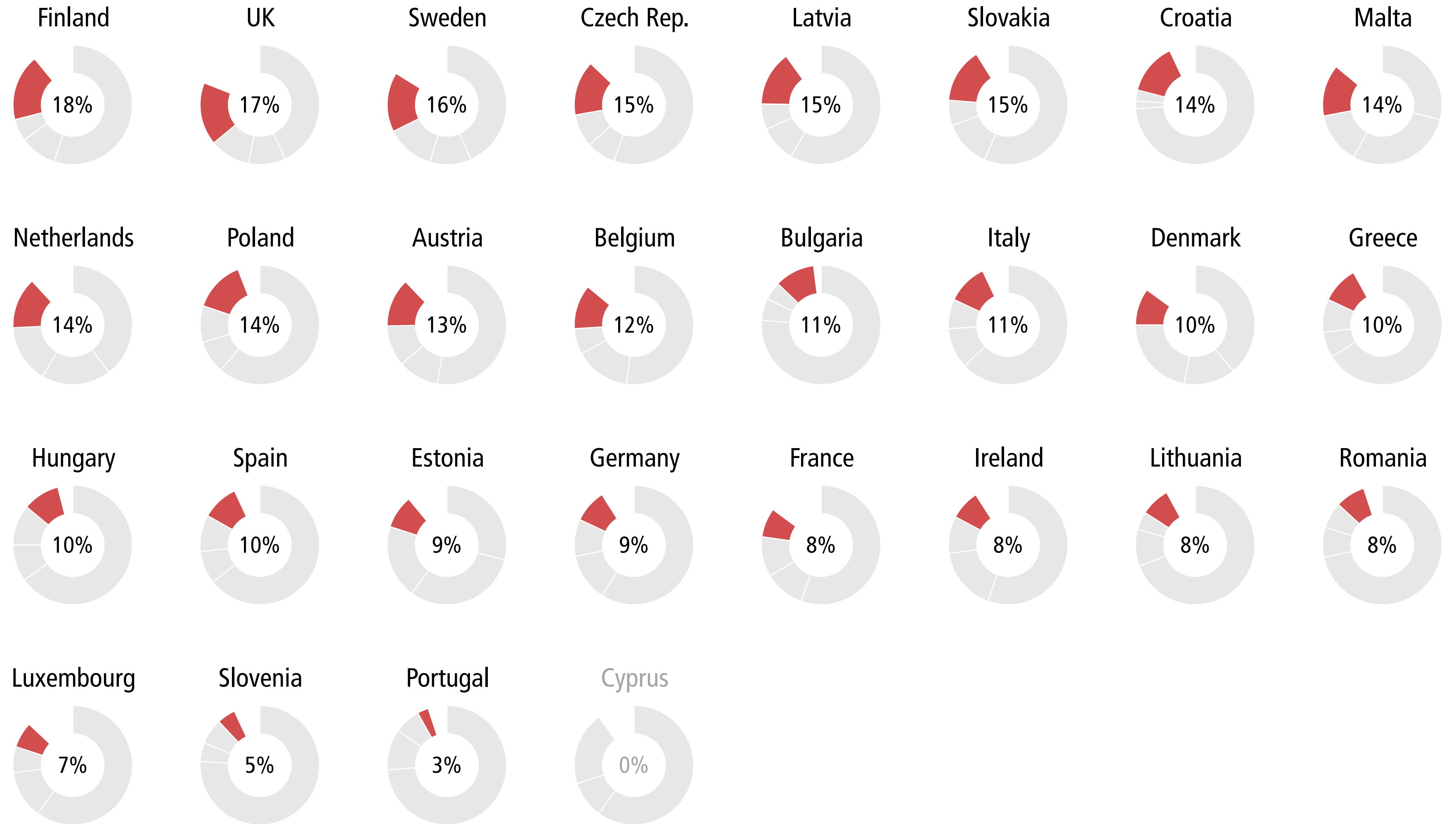
Q11

“In the EU, who should mainly be responsible for the following policy projects?”

All four actor levels



Countries	Policies
	All policies
	Single fiscal policy & Eurozone governance
	Fully completed single market
	Common social policy
	Common digital policy
	<b>Common energy policy</b>
	Single climate policy
	Integrated foreign and security policy
	Common policy in justice & home affairs
	Common immigration and asylum policy
	Common development assistance policy
	Common border police and coast guard
	Common defence structures
	Common China policy
	Common USA policy
	Common Russia policy
	Common Ukraine policy
	Common Syria policy
	Common MENA policy
	Policies & Partners Overview
	Preferred Actor Level
	<b>Preferred Actor Level (Public View)</b>
	Priorities and Favoured Partners

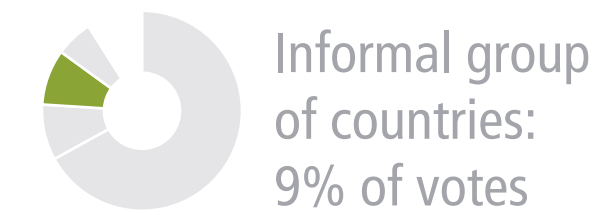
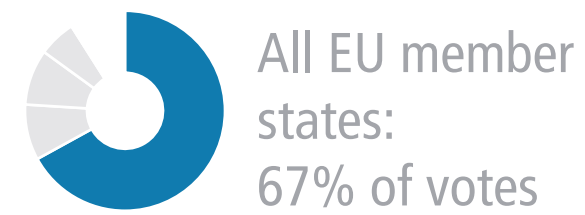


# Preferred Actor Level (Public View) Single climate policy

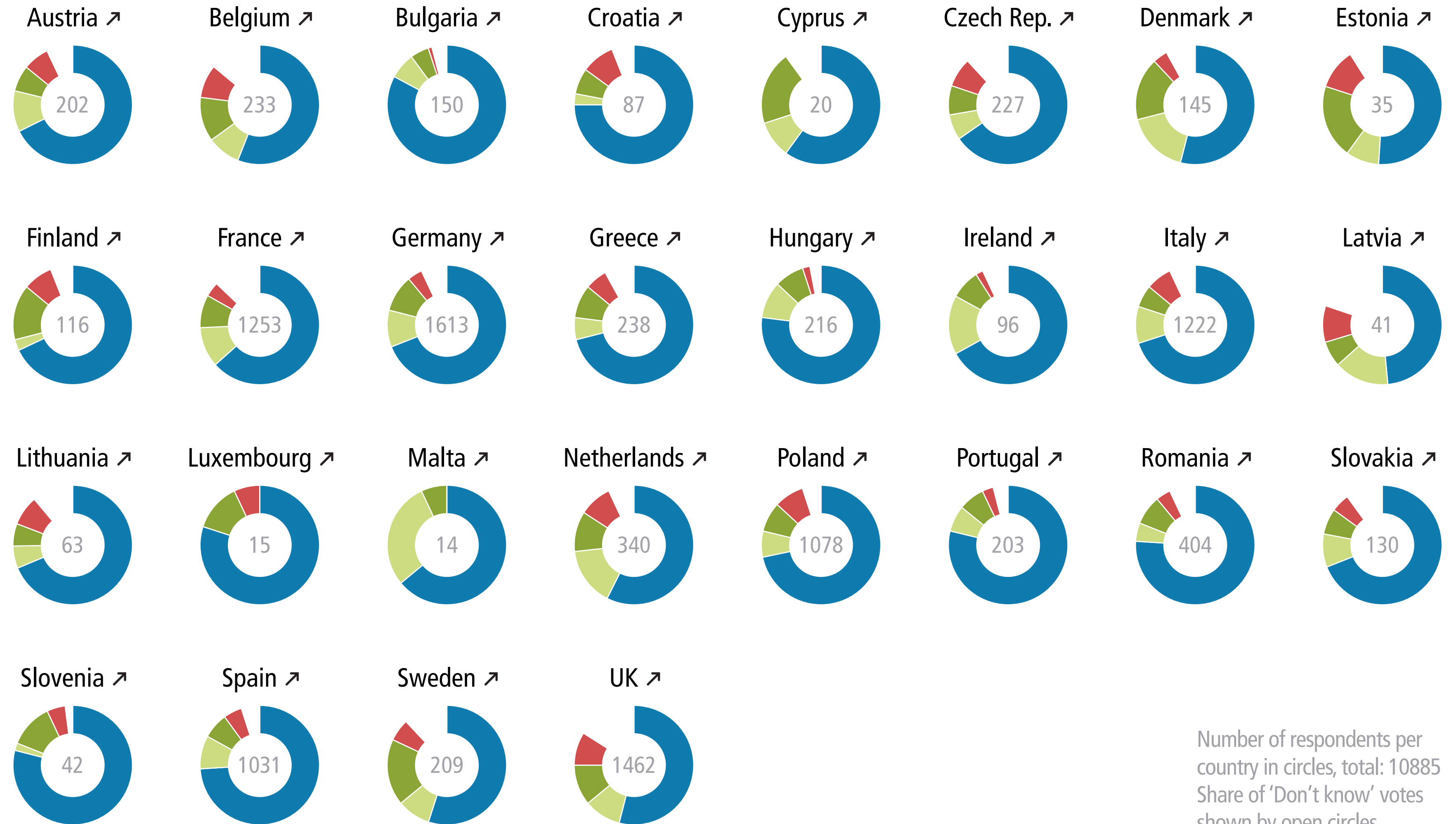
Q11

“In the EU, who should mainly be responsible for the following policy projects?”

All four actor levels



Countries	Policies
	All policies
	Single fiscal policy & Eurozone governance
	Fully completed single market
	Common social policy
	Common digital policy
	Common energy policy
	<b>Single climate policy</b>
	Integrated foreign and security policy
	Common policy in justice & home affairs
	Common immigration and asylum policy
	Common development assistance policy
	Common border police and coast guard
	Common defence structures
	Common China policy
	Common USA policy
	Common Russia policy
	Common Ukraine policy
	Common Syria policy
	Common MENA policy
	Policies & Partners Overview
	Preferred Actor Level
	<b>Preferred Actor Level (Public View)</b>
	Priorities and Favoured Partners



Number of respondents per country in circles, total: 10885  
Share of 'Don't know' votes shown by open circles

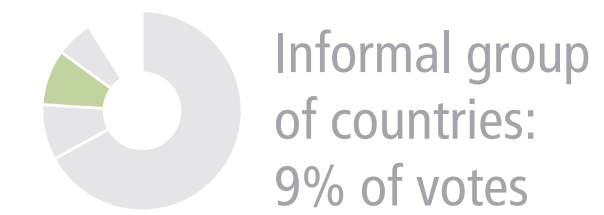
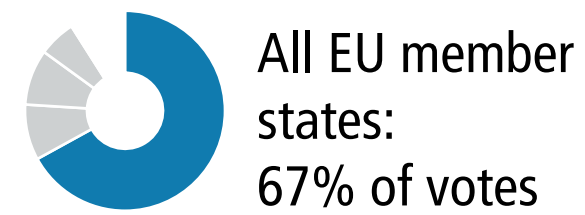


# Preferred Actor Level (Public View) Single climate policy

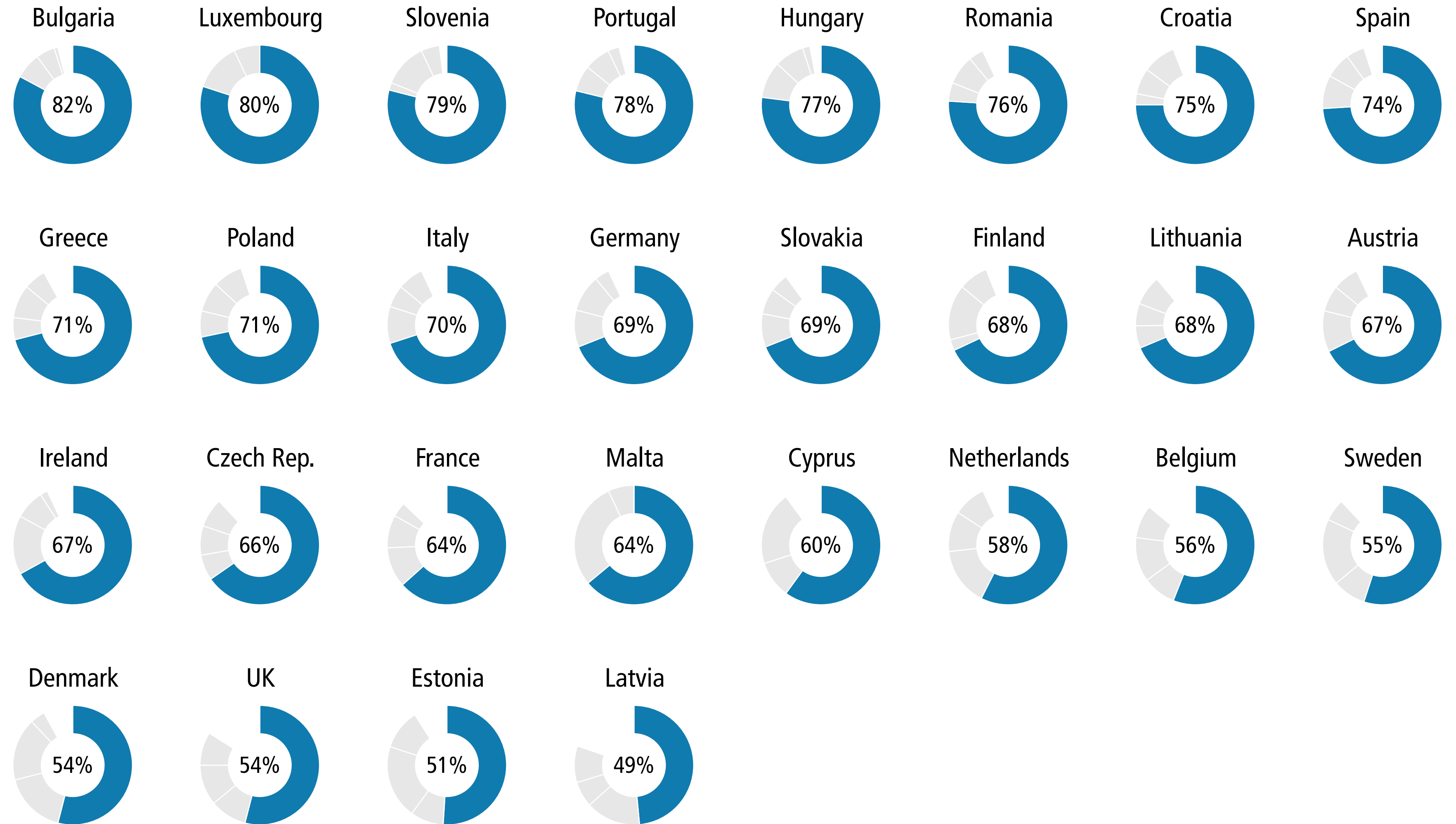
Q11

“In the EU, who should mainly be responsible for the following policy projects?”

All four actor levels



Countries	Policies
	All policies
	Single fiscal policy & Eurozone governance
	Fully completed single market
	Common social policy
	Common digital policy
	Common energy policy
	<b>Single climate policy</b>
	Integrated foreign and security policy
	Common policy in justice & home affairs
	Common immigration and asylum policy
	Common development assistance policy
	Common border police and coast guard
	Common defence structures
	Common China policy
	Common USA policy
	Common Russia policy
	Common Ukraine policy
	Common Syria policy
	Common MENA policy
	Policies & Partners Overview
	Preferred Actor Level
	<b>Preferred Actor Level (Public View)</b>
	Priorities and Favoured Partners

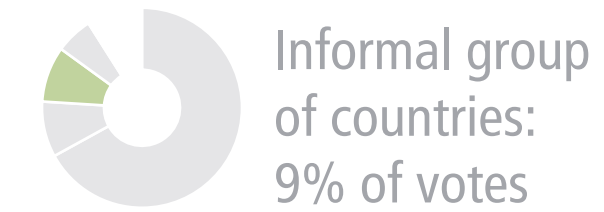



# Preferred Actor Level (Public View) Single climate policy

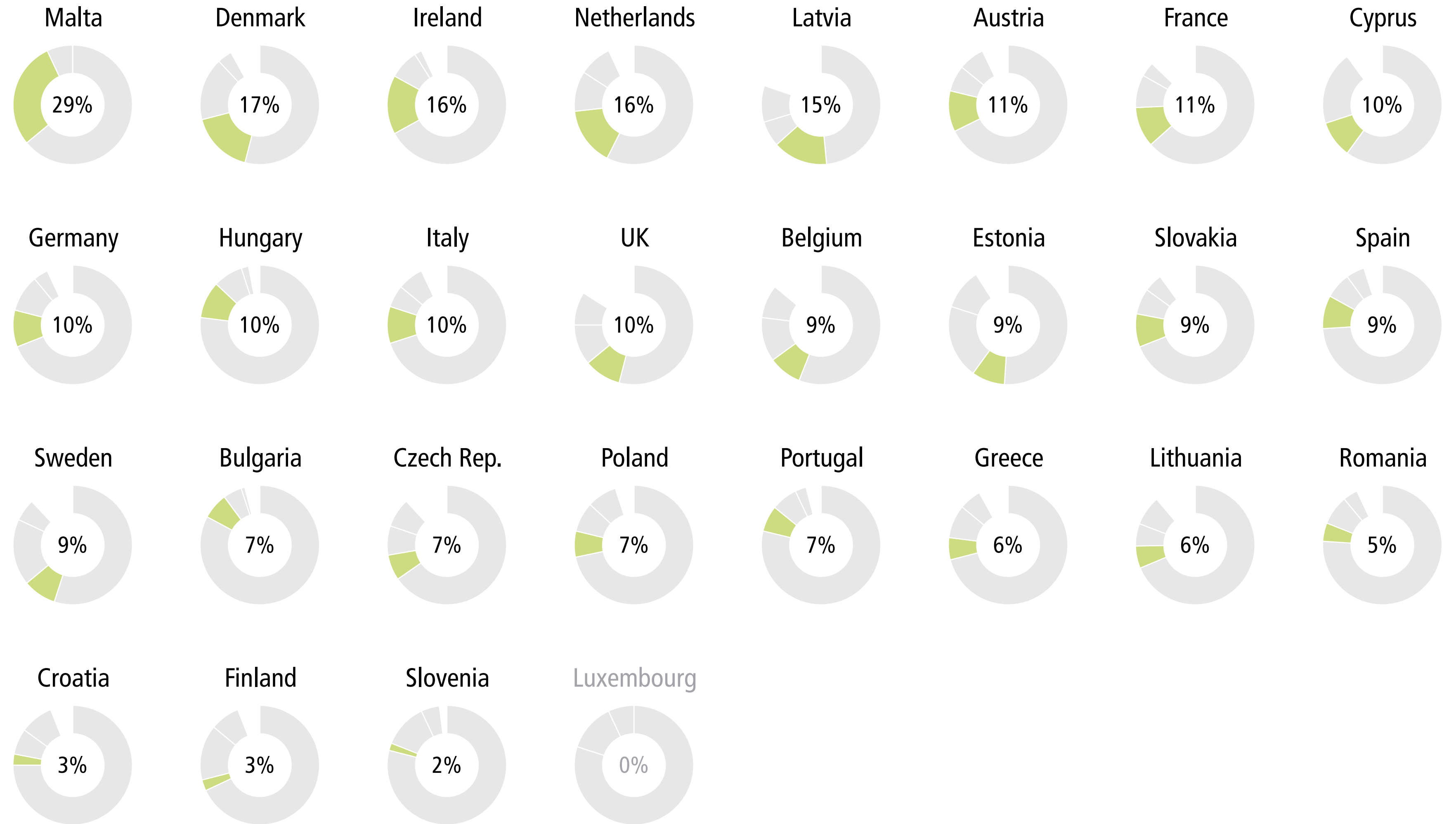
Q11

“In the EU, who should mainly be responsible for the following policy projects?”

All four actor levels



Countries	Policies
	All policies
	Single fiscal policy & Eurozone governance
	Fully completed single market
	Common social policy
	Common digital policy
	Common energy policy
	<b>Single climate policy</b>
	Integrated foreign and security policy
	Common policy in justice & home affairs
	Common immigration and asylum policy
	Common development assistance policy
	Common border police and coast guard
	Common defence structures
	Common China policy
	Common USA policy
	Common Russia policy
	Common Ukraine policy
	Common Syria policy
	Common MENA policy
	Policies & Partners Overview
	Preferred Actor Level
	<b>Preferred Actor Level (Public View)</b>
	Priorities and Favoured Partners



# Preferred Actor Level (Public View) Single climate policy

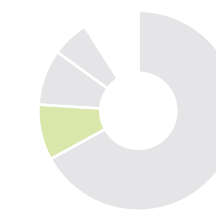
Q11

“In the EU, who should mainly be responsible for the following policy projects?”

All four actor levels



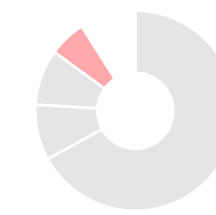
All EU member states: 67% of votes



Treaty based group of countries: 9% of votes

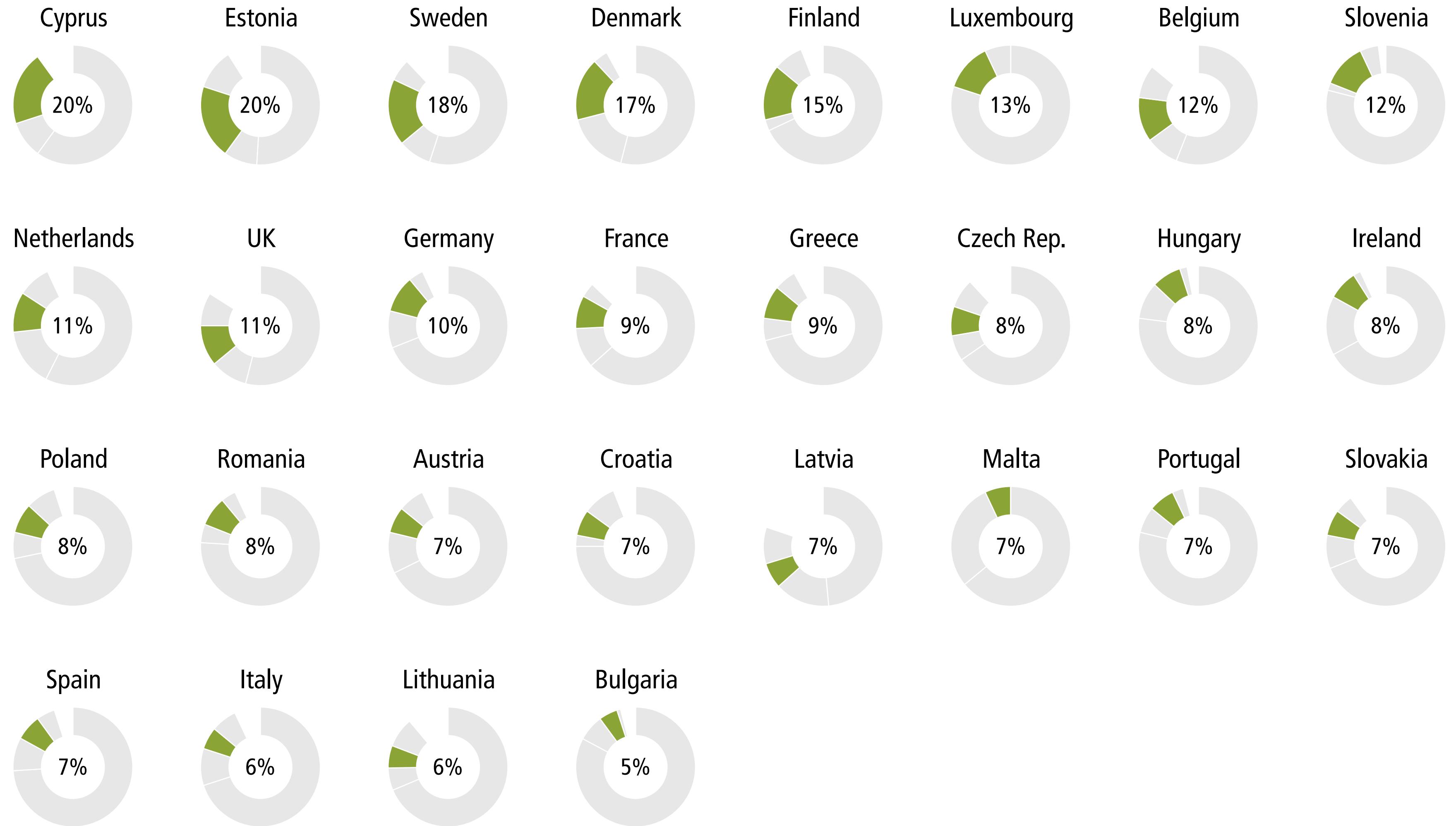


Informal group of countries: 9% of votes



Only national level: 6% of votes

Countries	Policies
	All policies
	Single fiscal policy & Eurozone governance
	Fully completed single market
	Common social policy
	Common digital policy
	Common energy policy
	<b>Single climate policy</b>
	Integrated foreign and security policy
	Common policy in justice & home affairs
	Common immigration and asylum policy
	Common development assistance policy
	Common border police and coast guard
	Common defence structures
	Common China policy
	Common USA policy
	Common Russia policy
	Common Ukraine policy
	Common Syria policy
	Common MENA policy
	Policies & Partners Overview
	Preferred Actor Level
	<b>Preferred Actor Level (Public View)</b>
	Priorities and Favoured Partners



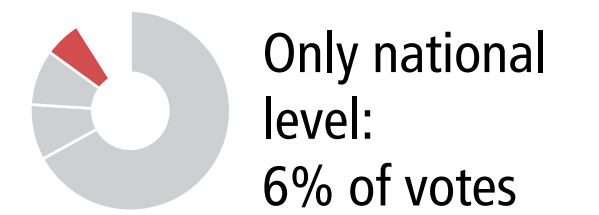
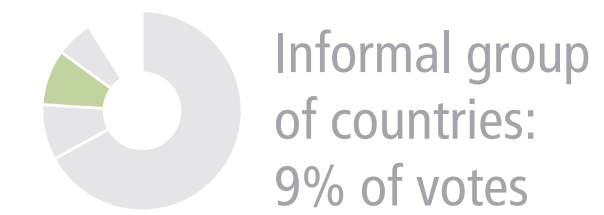



# Preferred Actor Level (Public View) Single climate policy

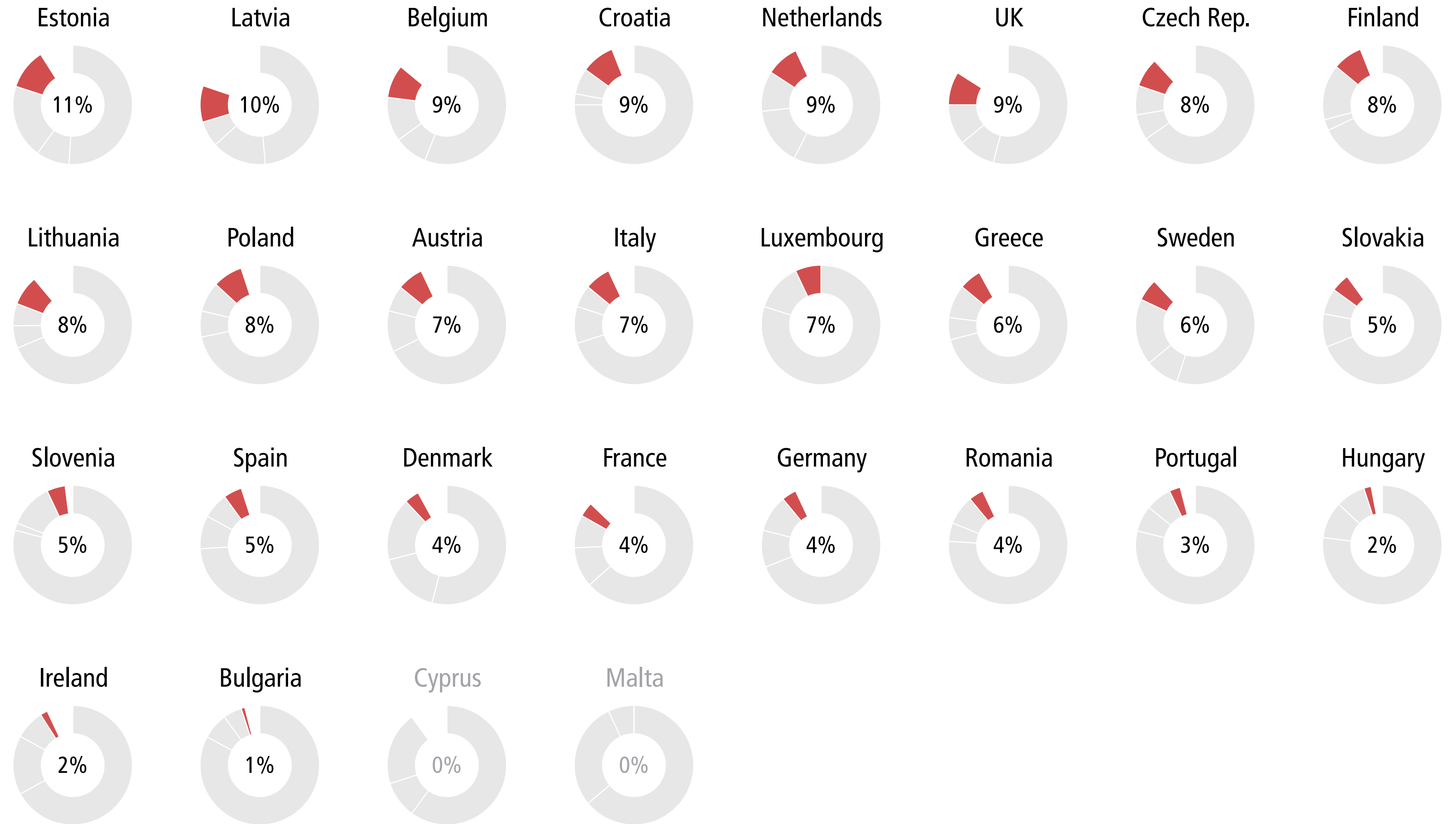
Q11

“In the EU, who should mainly be responsible for the following policy projects?”

All four actor levels



Countries	Policies
	All policies
	Single fiscal policy & Eurozone governance
	Fully completed single market
	Common social policy
	Common digital policy
	Common energy policy
	<b>Single climate policy</b>
	Integrated foreign and security policy
	Common policy in justice & home affairs
	Common immigration and asylum policy
	Common development assistance policy
	Common border police and coast guard
	Common defence structures
	Common China policy
	Common USA policy
	Common Russia policy
	Common Ukraine policy
	Common Syria policy
	Common MENA policy
	Policies & Partners Overview
	Preferred Actor Level
	<b>Preferred Actor Level (Public View)</b>
	Priorities and Favoured Partners

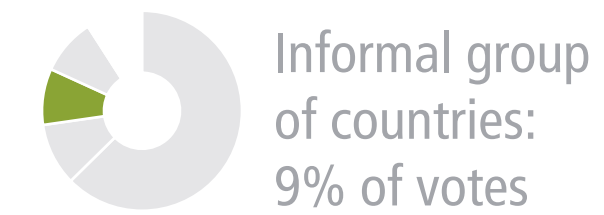
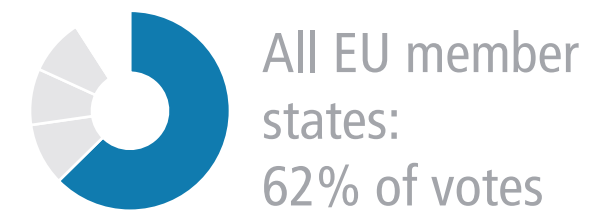


# Preferred Actor Level (Public View) Integrated foreign and security policy

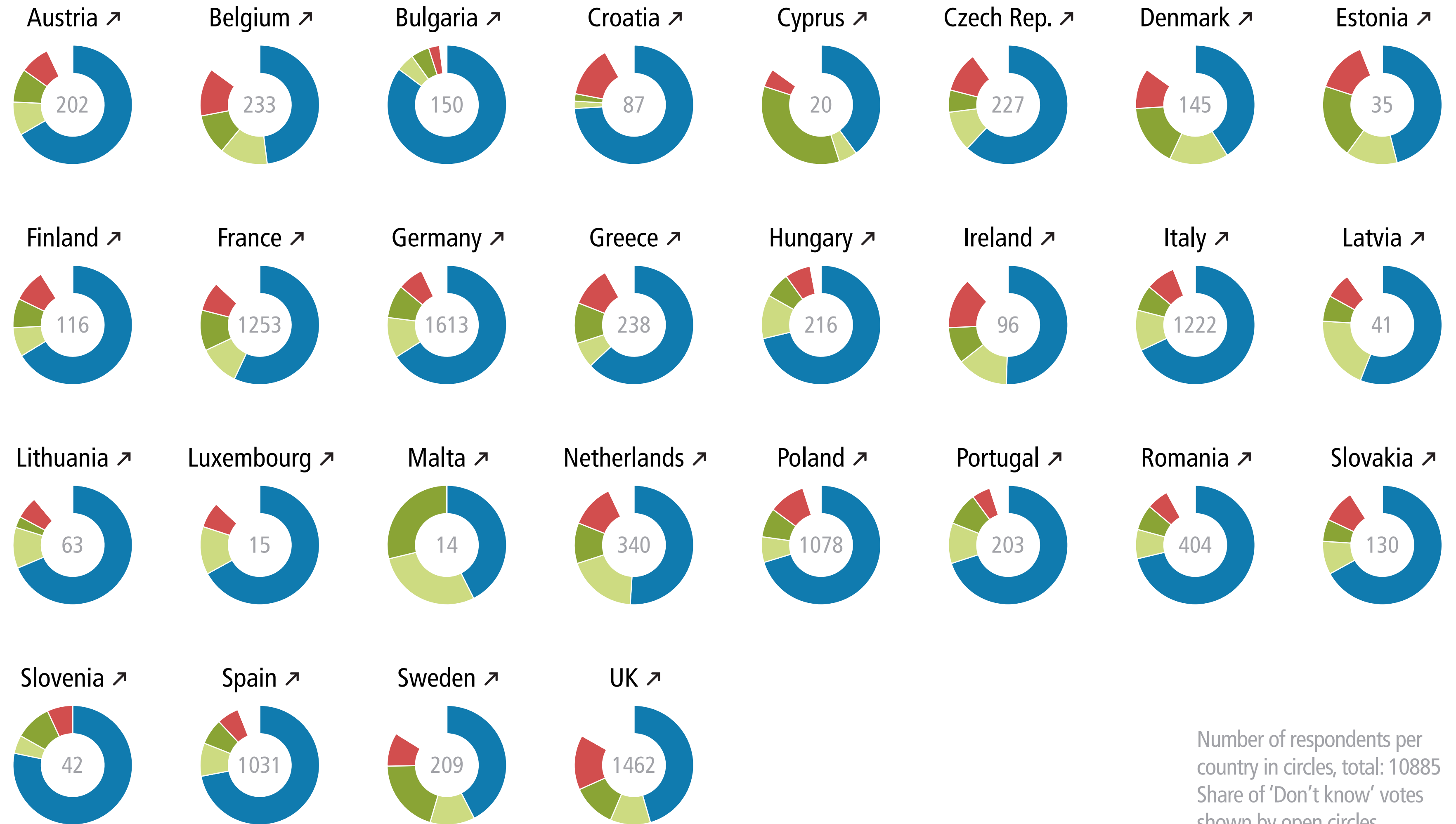
Q11

“In the EU, who should mainly be responsible for the following policy projects?”

All four actor levels



Countries	Policies
	All policies
	Single fiscal policy & Eurozone governance
	Fully completed single market
	Common social policy
	Common digital policy
	Common energy policy
	Single climate policy
	<b>Integrated foreign and security policy</b>
	Common policy in justice & home affairs
	Common immigration and asylum policy
	Common development assistance policy
	Common border police and coast guard
	Common defence structures
	Common China policy
	Common USA policy
	Common Russia policy
	Common Ukraine policy
	Common Syria policy
	Common MENA policy
	Policies & Partners Overview
	Preferred Actor Level
	<b>Preferred Actor Level (Public View)</b>
	Priorities and Favoured Partners



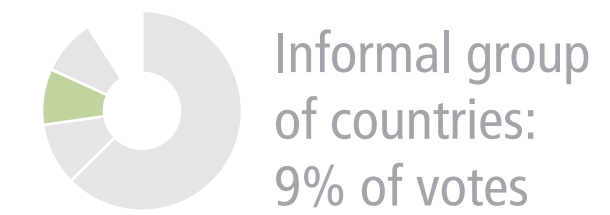
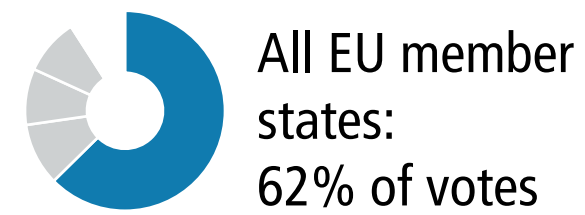
Number of respondents per country in circles, total: 10885  
Share of 'Don't know' votes shown by open circles

# Preferred Actor Level (Public View) Integrated foreign and security policy

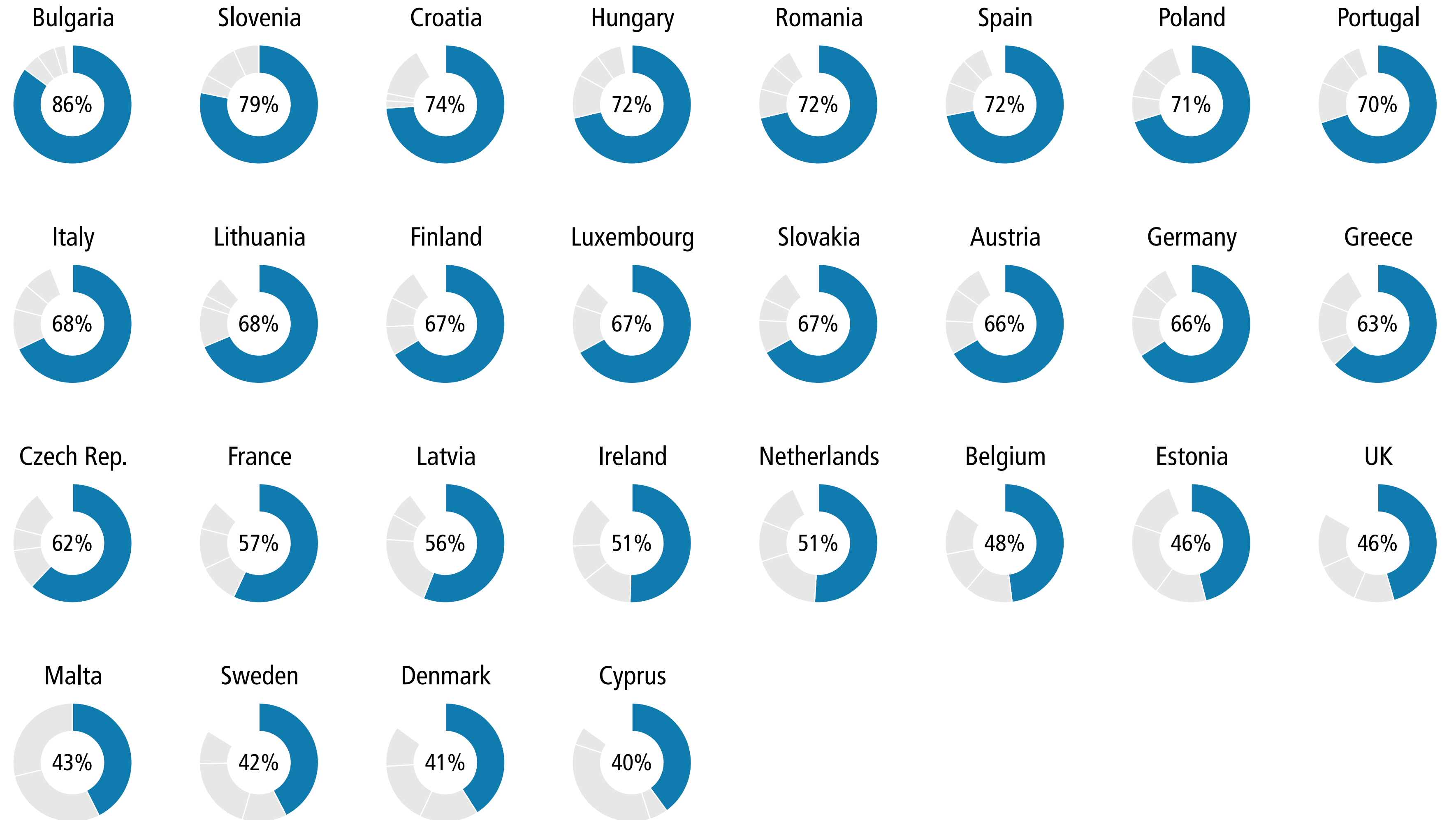
Q11

“In the EU, who should mainly be responsible for the following policy projects?”

All four actor levels



Countries	Policies
	All policies
	Single fiscal policy & Eurozone governance
	Fully completed single market
	Common social policy
	Common digital policy
	Common energy policy
	Single climate policy
	<b>Integrated foreign and security policy</b>
	Common policy in justice & home affairs
	Common immigration and asylum policy
	Common development assistance policy
	Common border police and coast guard
	Common defence structures
	Common China policy
	Common USA policy
	Common Russia policy
	Common Ukraine policy
	Common Syria policy
	Common MENA policy
	Policies & Partners Overview
	Preferred Actor Level
	<b>Preferred Actor Level (Public View)</b>
	Priorities and Favoured Partners






# Preferred Actor Level (Public View) Integrated foreign and security policy

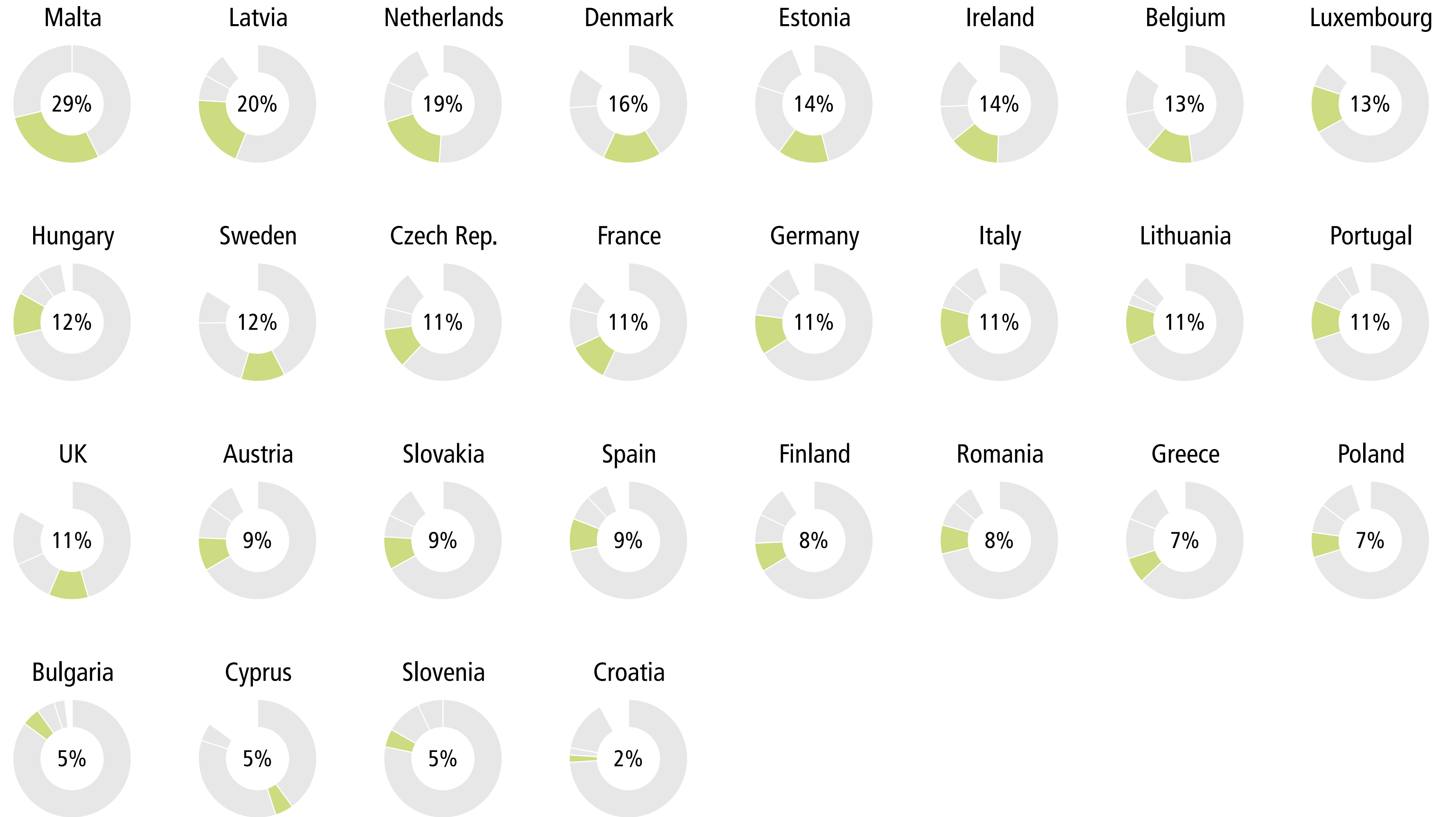
Q11

“In the EU, who should mainly be responsible for the following policy projects?”

All four actor levels



Countries	Policies
	All policies
	Single fiscal policy & Eurozone governance
	Fully completed single market
	Common social policy
	Common digital policy
	Common energy policy
	Single climate policy
	<b>Integrated foreign and security policy</b>
	Common policy in justice & home affairs
	Common immigration and asylum policy
	Common development assistance policy
	Common border police and coast guard
	Common defence structures
	Common China policy
	Common USA policy
	Common Russia policy
	Common Ukraine policy
	Common Syria policy
	Common MENA policy
	Policies & Partners Overview
	Preferred Actor Level
	<b>Preferred Actor Level (Public View)</b>
	Priorities and Favoured Partners

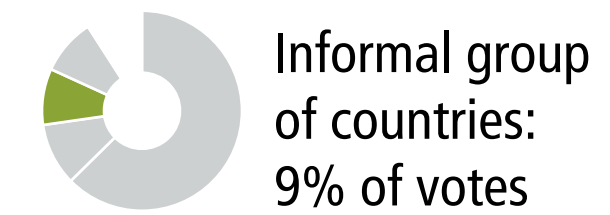



# Preferred Actor Level (Public View) Integrated foreign and security policy

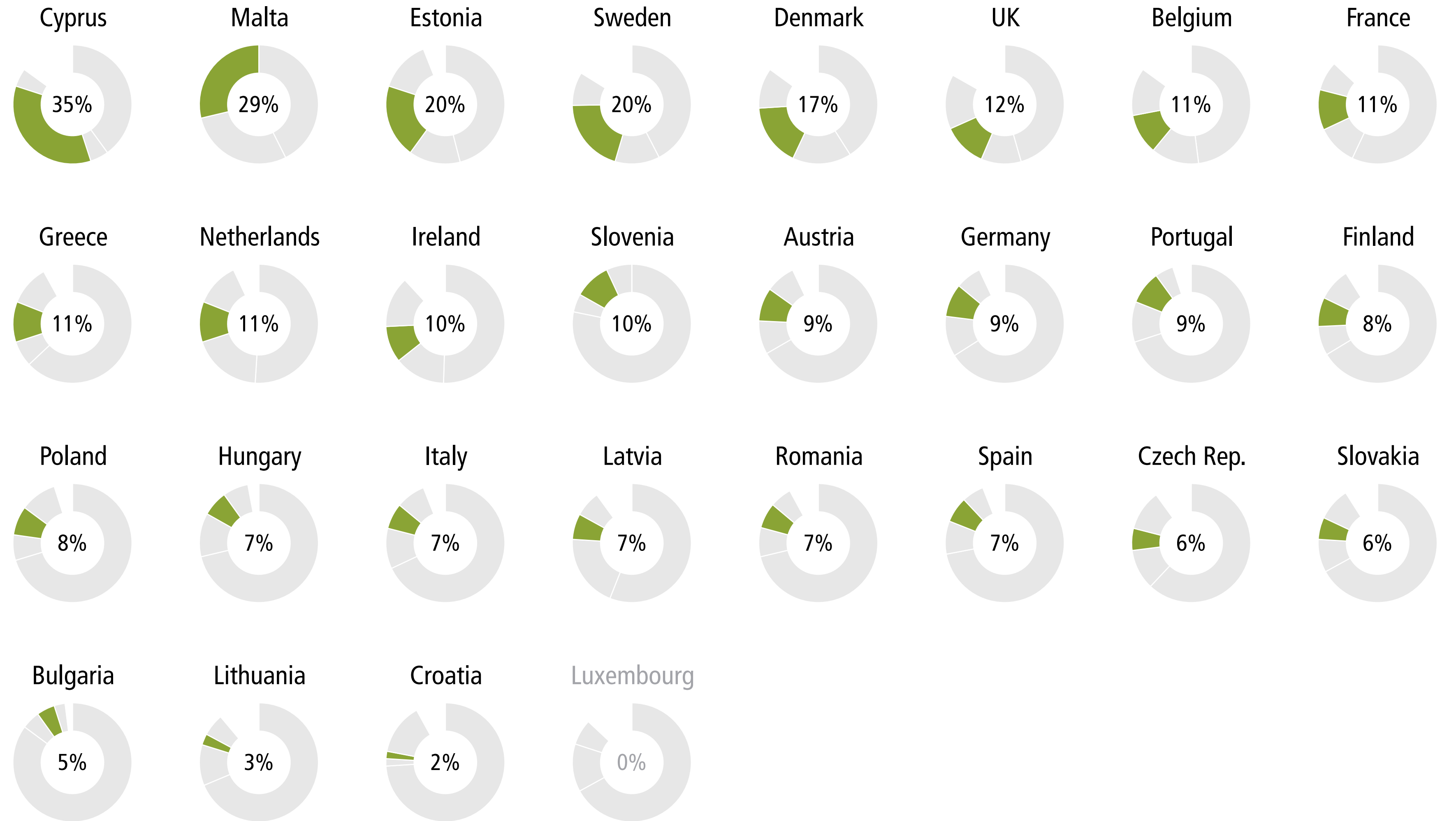
Q11

“In the EU, who should mainly be responsible for the following policy projects?”

All four actor levels



Countries	Policies
	All policies
	Single fiscal policy & Eurozone governance
	Fully completed single market
	Common social policy
	Common digital policy
	Common energy policy
	Single climate policy
	<b>Integrated foreign and security policy</b>
	Common policy in justice & home affairs
	Common immigration and asylum policy
	Common development assistance policy
	Common border police and coast guard
	Common defence structures
	Common China policy
	Common USA policy
	Common Russia policy
	Common Ukraine policy
	Common Syria policy
	Common MENA policy
	Policies & Partners Overview
	Preferred Actor Level
	<b>Preferred Actor Level (Public View)</b>
	Priorities and Favoured Partners

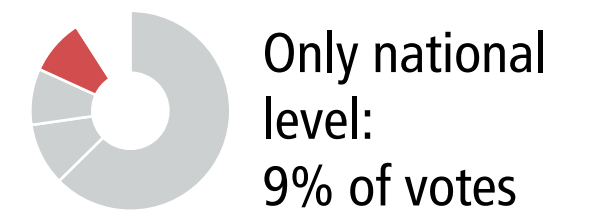
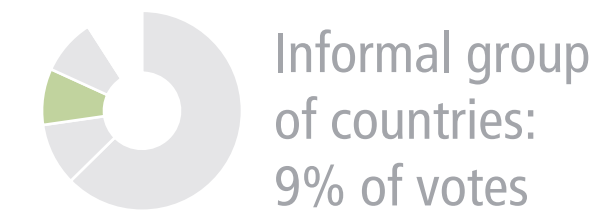



# Preferred Actor Level (Public View) Integrated foreign and security policy

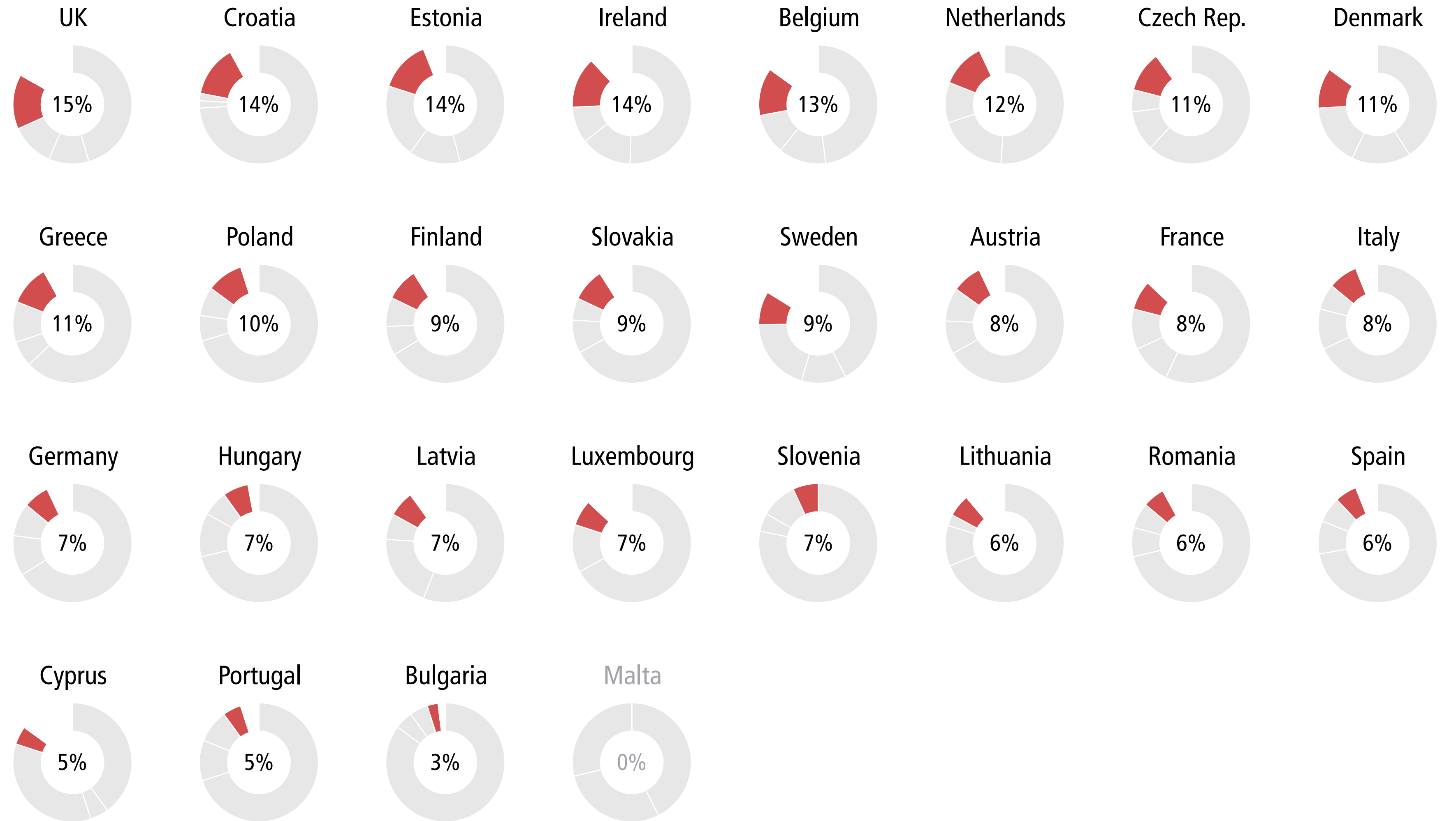
Q11

“In the EU, who should mainly be responsible for the following policy projects?”

All four actor levels



Countries	Policies	
All policies	Single fiscal policy & Eurozone governance	
	Fully completed single market	
	Common social policy	
	Common digital policy	
	Common energy policy	
	Single climate policy	
	<b>Integrated foreign and security policy</b>	
	Common policy in justice & home affairs	
	Common immigration and asylum policy	
	Common development assistance policy	
Common border police and coast guard		
Common defence structures		
Common China policy	Common USA policy	
	Common Russia policy	
	Common Ukraine policy	
	Common Syria policy	
	Common MENA policy	
Policies & Partners Overview		
Preferred Actor Level		
<b>Preferred Actor Level (Public View)</b>		
Priorities and Favoured Partners		



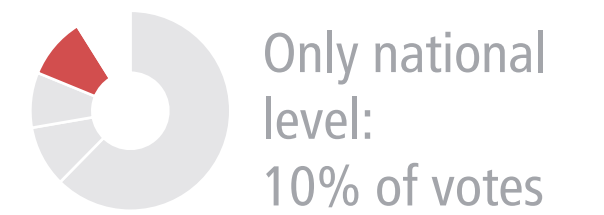
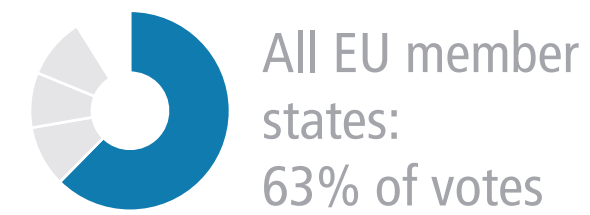


# Preferred Actor Level (Public View) Common policy in justice & home affairs

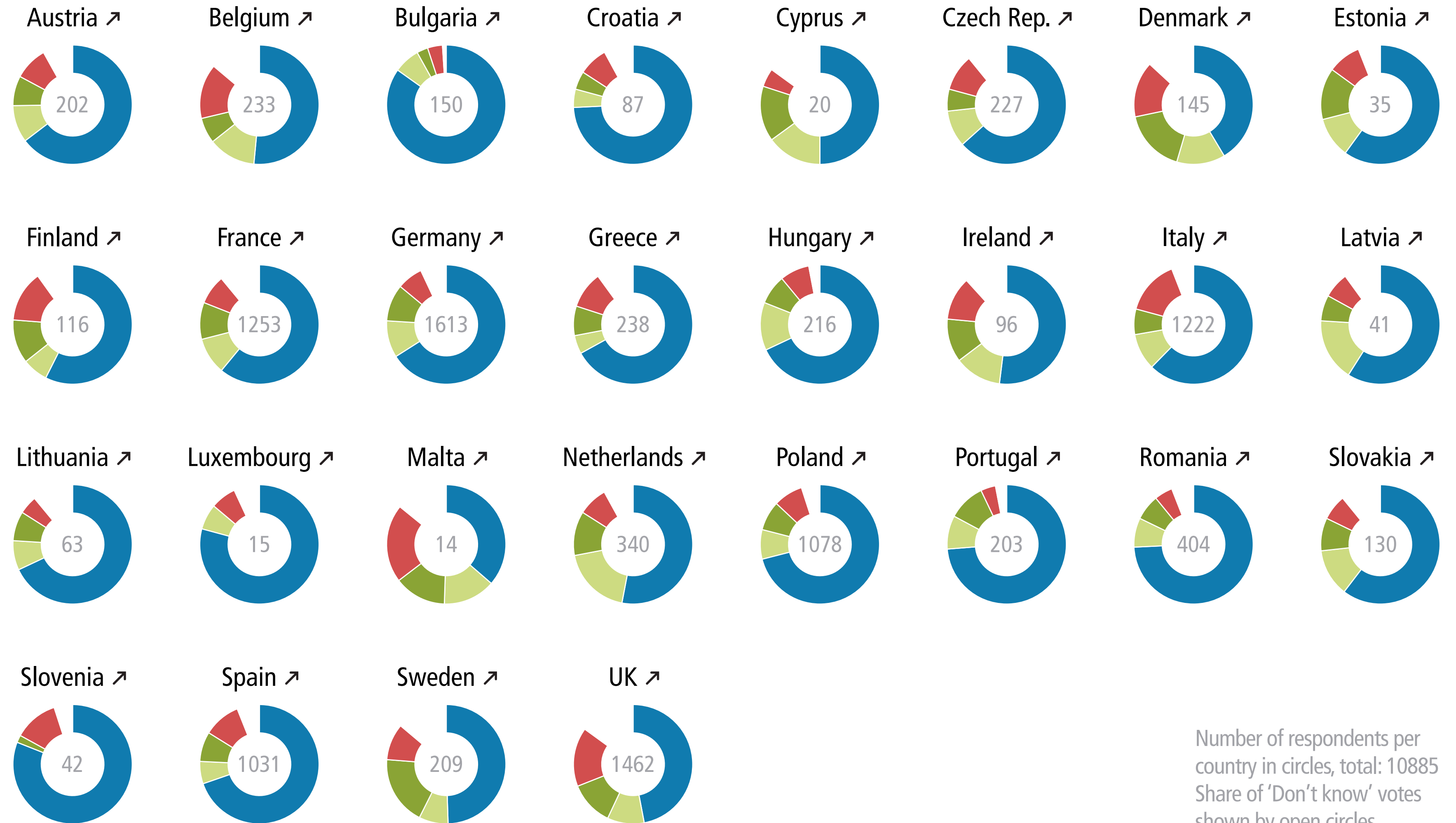
Q11

“In the EU, who should mainly be responsible for the following policy projects?”

All four actor levels



Countries	Policies
	All policies
	Single fiscal policy & Eurozone governance
	Fully completed single market
	Common social policy
	Common digital policy
	Common energy policy
	Single climate policy
	Integrated foreign and security policy
	<b>Common policy in justice &amp; home affairs</b>
	Common immigration and asylum policy
	Common development assistance policy
	Common border police and coast guard
	Common defence structures
	Common China policy
	Common USA policy
	Common Russia policy
	Common Ukraine policy
	Common Syria policy
	Common MENA policy
	Policies & Partners Overview
	Preferred Actor Level
	<b>Preferred Actor Level (Public View)</b>
	Priorities and Favoured Partners



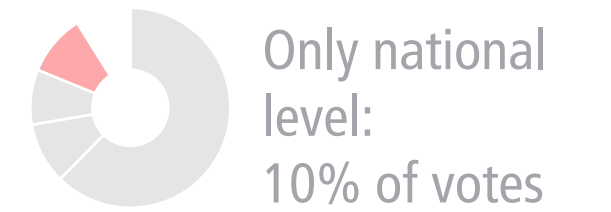
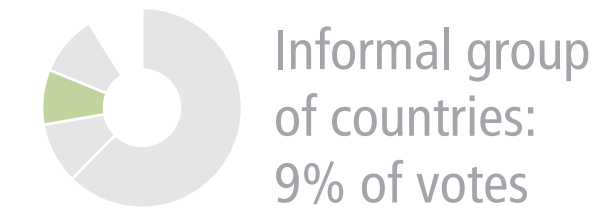
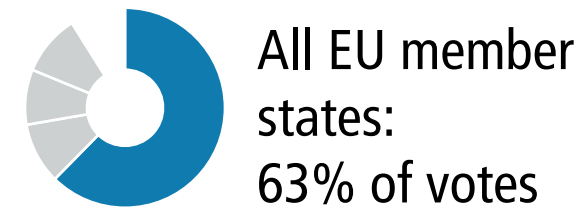
Number of respondents per country in circles, total: 10885  
Share of 'Don't know' votes shown by open circles

# Preferred Actor Level (Public View) Common policy in justice & home affairs

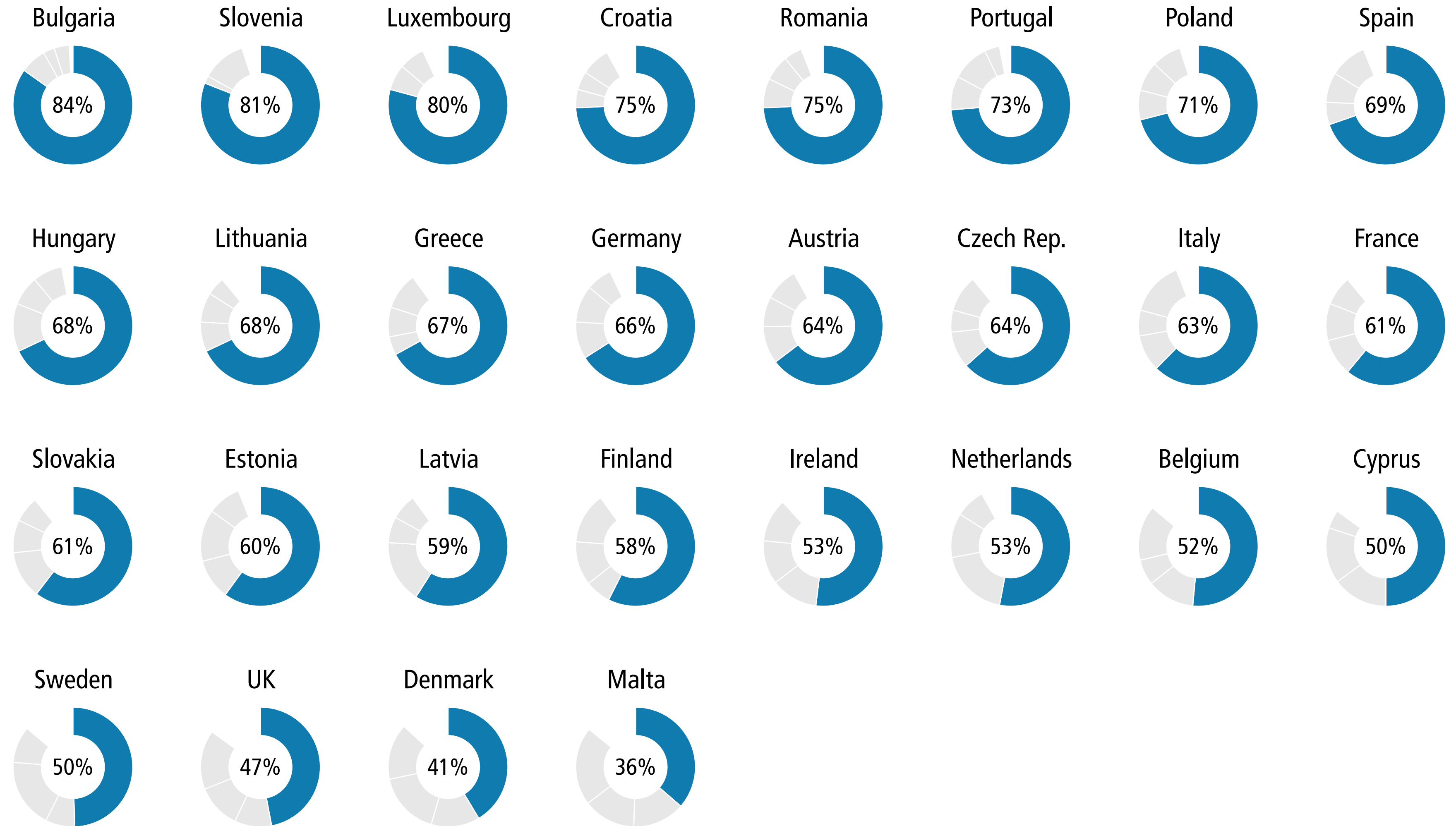
Q11

“In the EU, who should mainly be responsible for the following policy projects?”

All four actor levels



Countries	Policies
All policies	
Single fiscal policy & Eurozone governance	
Fully completed single market	
Common social policy	
Common digital policy	
Common energy policy	
Single climate policy	
Integrated foreign and security policy	
<b>Common policy in justice &amp; home affairs</b>	
Common immigration and asylum policy	
Common development assistance policy	
Common border police and coast guard	
Common defence structures	
Common China policy	
Common USA policy	
Common Russia policy	
Common Ukraine policy	
Common Syria policy	
Common MENA policy	
Policies & Partners Overview	
Preferred Actor Level	
<b>Preferred Actor Level (Public View)</b>	
Priorities and Favoured Partners	

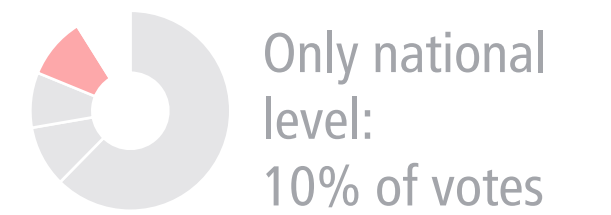
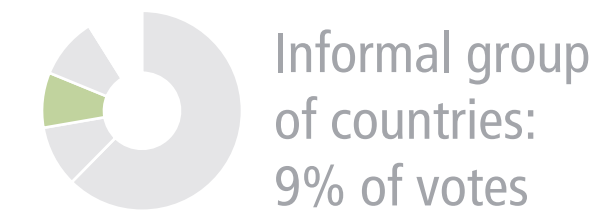



# Preferred Actor Level (Public View) Common policy in justice & home affairs

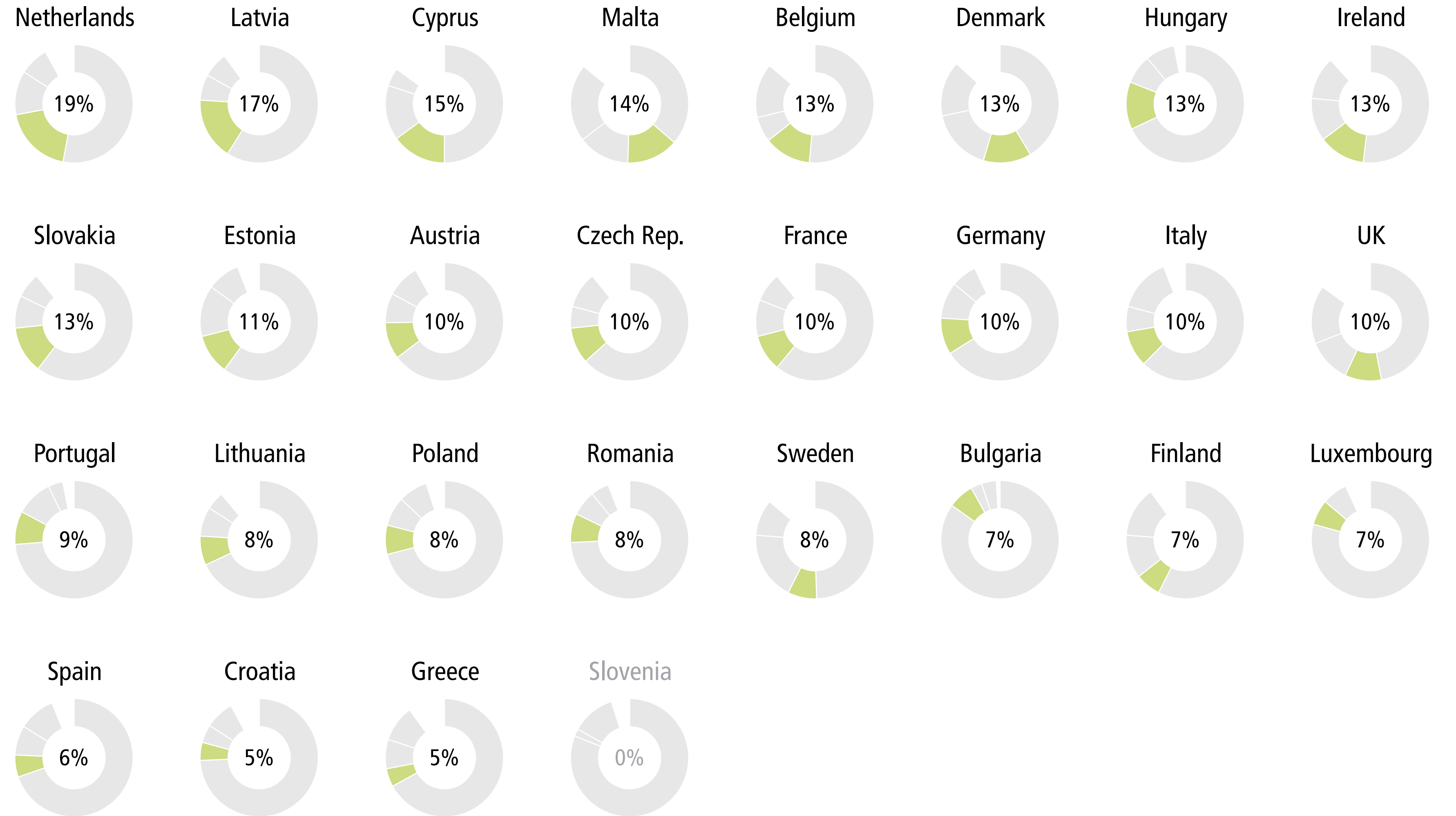
Q11

“In the EU, who should mainly be responsible for the following policy projects?”

All four actor levels



Countries	Policies
	All policies
	Single fiscal policy & Eurozone governance
	Fully completed single market
	Common social policy
	Common digital policy
	Common energy policy
	Single climate policy
	Integrated foreign and security policy
	<b>Common policy in justice &amp; home affairs</b>
	Common immigration and asylum policy
	Common development assistance policy
	Common border police and coast guard
	Common defence structures
	Common China policy
	Common USA policy
	Common Russia policy
	Common Ukraine policy
	Common Syria policy
	Common MENA policy
	Policies & Partners Overview
	Preferred Actor Level
	<b>Preferred Actor Level (Public View)</b>
	Priorities and Favoured Partners



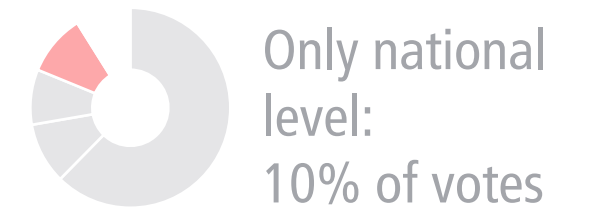
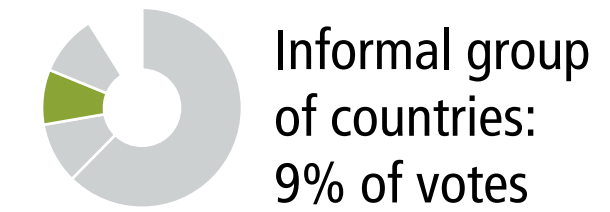



# Preferred Actor Level (Public View) Common policy in justice & home affairs

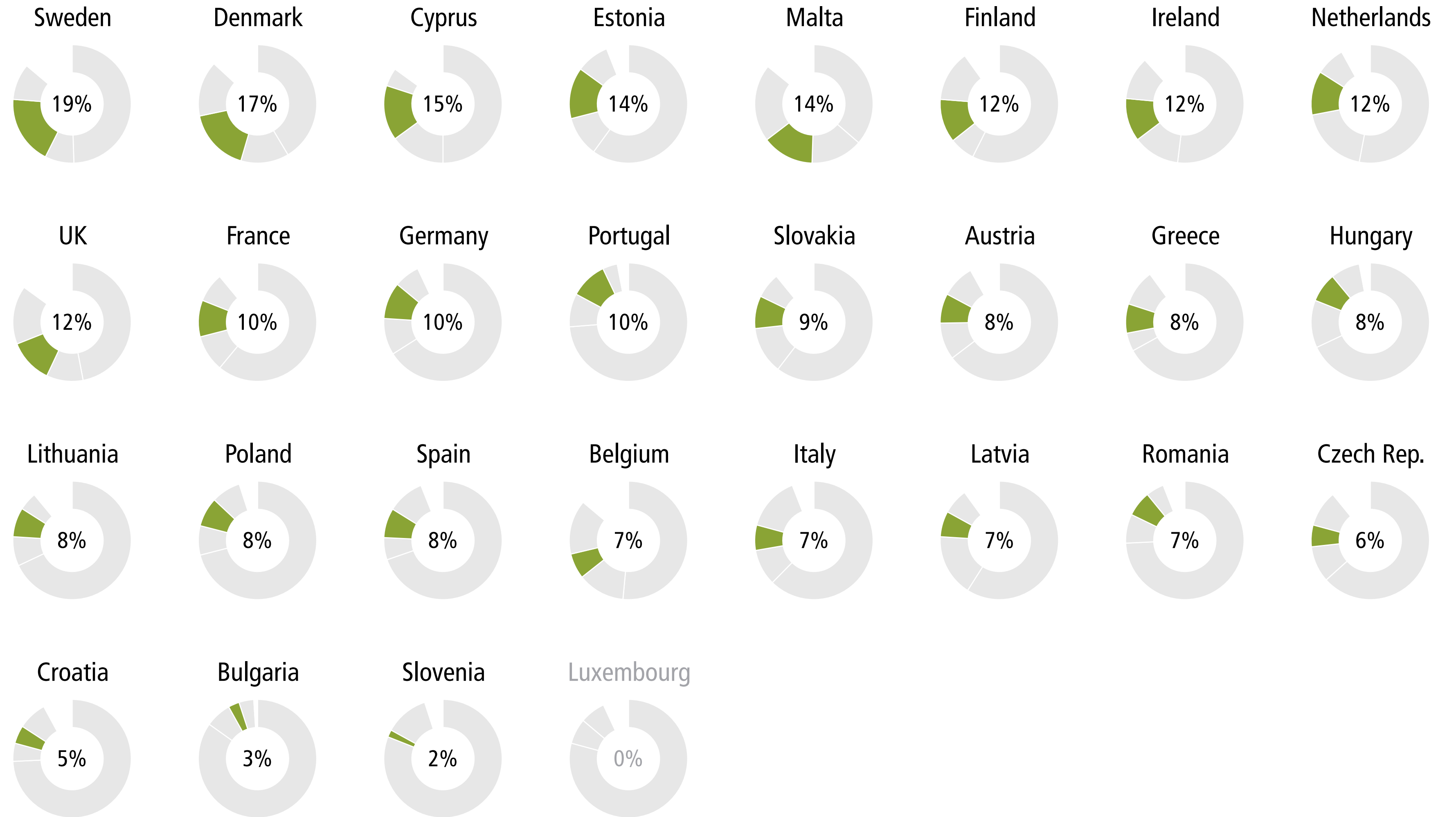
Q11

“In the EU, who should mainly be responsible for the following policy projects?”

All four actor levels



Countries	Policies
	All policies
	Single fiscal policy & Eurozone governance
	Fully completed single market
	Common social policy
	Common digital policy
	Common energy policy
	Single climate policy
	Integrated foreign and security policy
	<b>Common policy in justice &amp; home affairs</b>
	Common immigration and asylum policy
	Common development assistance policy
	Common border police and coast guard
	Common defence structures
	Common China policy
	Common USA policy
	Common Russia policy
	Common Ukraine policy
	Common Syria policy
	Common MENA policy
	Policies & Partners Overview
	Preferred Actor Level
	<b>Preferred Actor Level (Public View)</b>
	Priorities and Favoured Partners

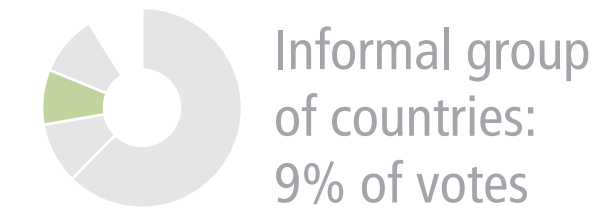



# Preferred Actor Level (Public View) Common policy in justice & home affairs

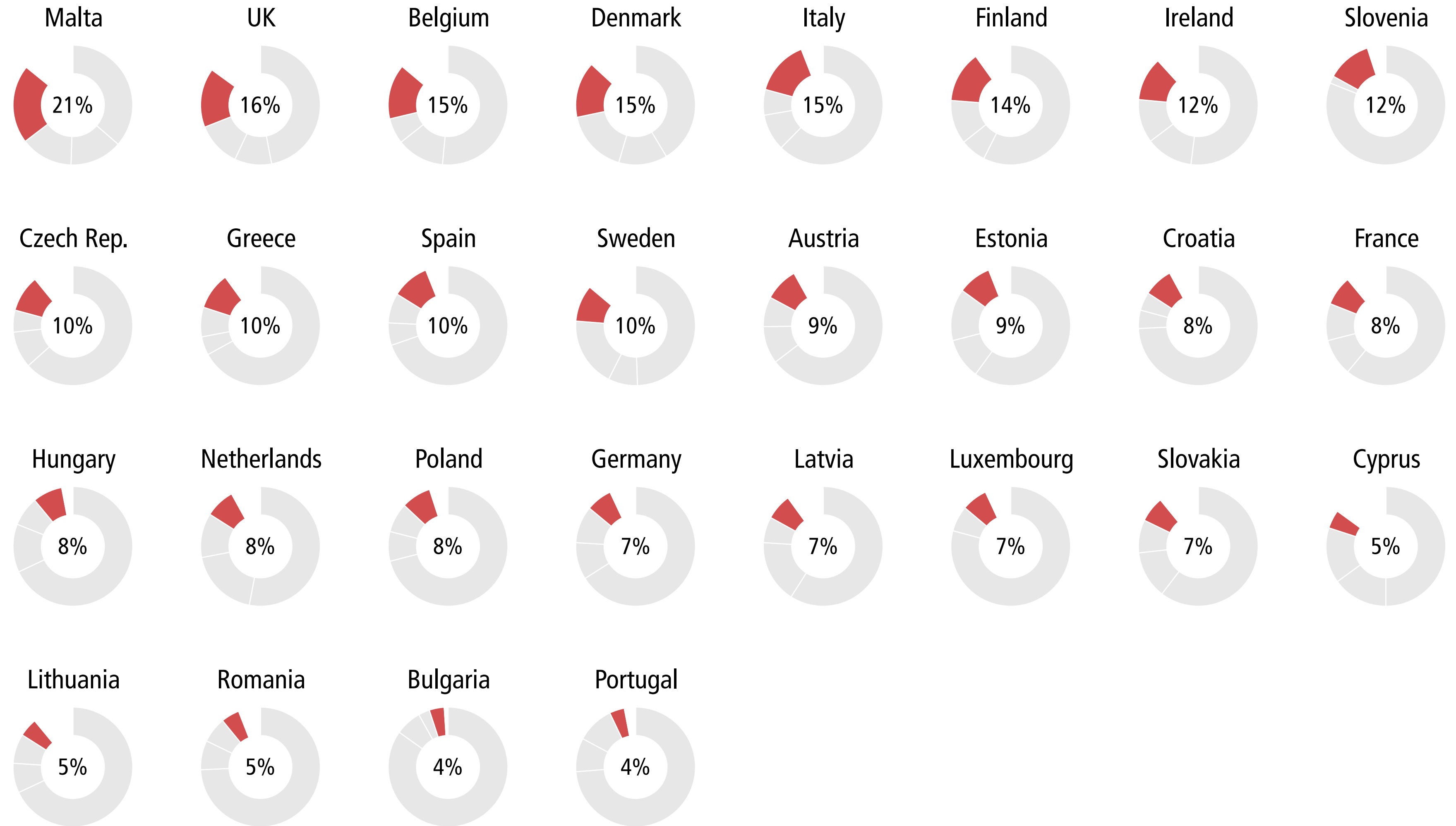
Q11

“In the EU, who should mainly be responsible for the following policy projects?”

All four actor levels



Countries	Policies
	All policies
	Single fiscal policy & Eurozone governance
	Fully completed single market
	Common social policy
	Common digital policy
	Common energy policy
	Single climate policy
	Integrated foreign and security policy
	<b>Common policy in justice &amp; home affairs</b>
	Common immigration and asylum policy
	Common development assistance policy
	Common border police and coast guard
	Common defence structures
	Common China policy
	Common USA policy
	Common Russia policy
	Common Ukraine policy
	Common Syria policy
	Common MENA policy
	Policies & Partners Overview
	Preferred Actor Level
	<b>Preferred Actor Level (Public View)</b>
	Priorities and Favoured Partners

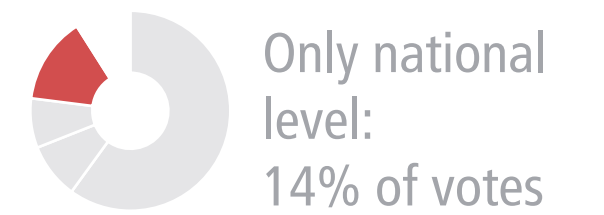
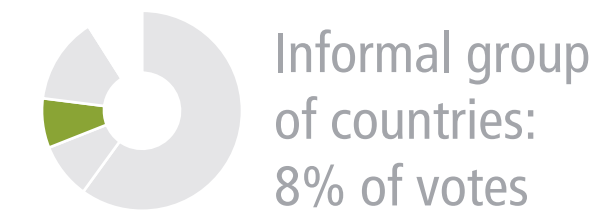
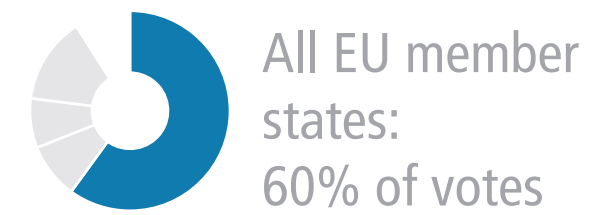


# Preferred Actor Level (Public View) Common immigration and asylum policy

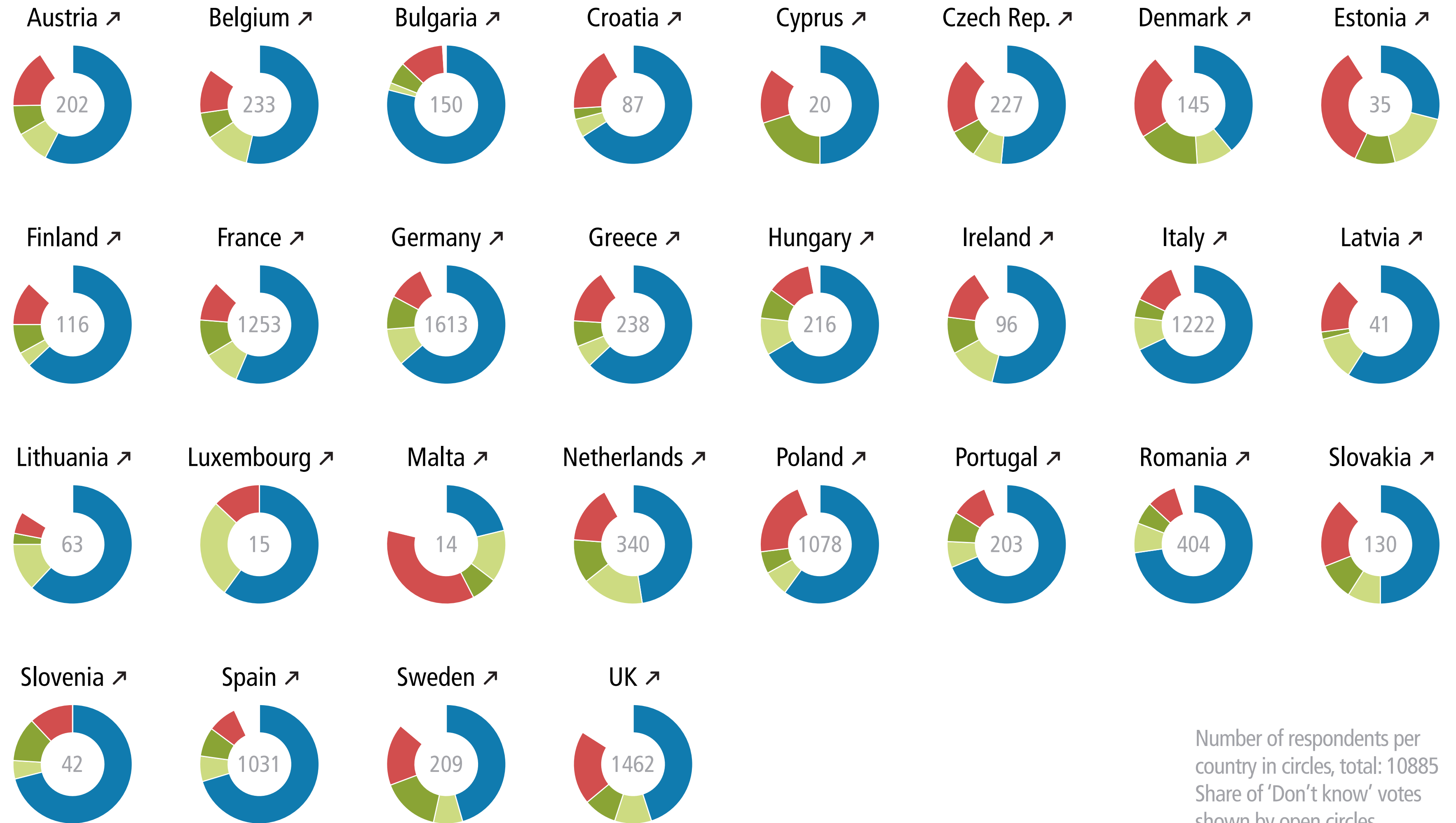
Q11

“In the EU, who should mainly be responsible for the following policy projects?”

All four actor levels



Countries	Policies
	All policies
	Single fiscal policy & Eurozone governance
	Fully completed single market
	Common social policy
	Common digital policy
	Common energy policy
	Single climate policy
	Integrated foreign and security policy
	Common policy in justice & home affairs
	<b>Common immigration and asylum policy</b>
	Common development assistance policy
	Common border police and coast guard
	Common defence structures
	Common China policy
	Common USA policy
	Common Russia policy
	Common Ukraine policy
	Common Syria policy
	Common MENA policy
	Policies & Partners Overview
	Preferred Actor Level
	<b>Preferred Actor Level (Public View)</b>
	Priorities and Favoured Partners



Number of respondents per country in circles, total: 10885  
Share of 'Don't know' votes shown by open circles

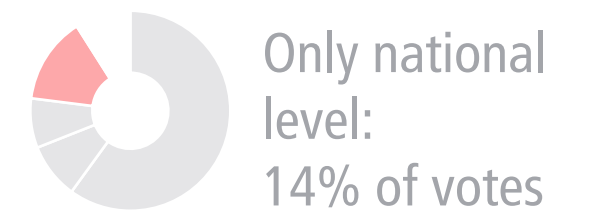
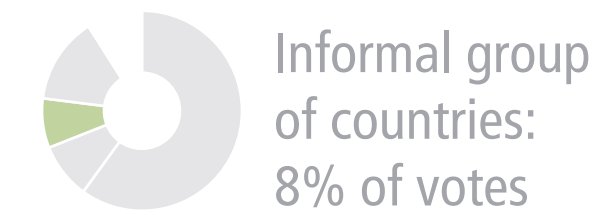
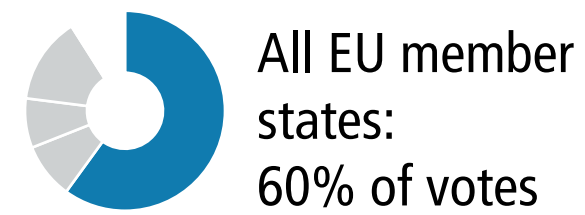


# Preferred Actor Level (Public View) Common immigration and asylum policy

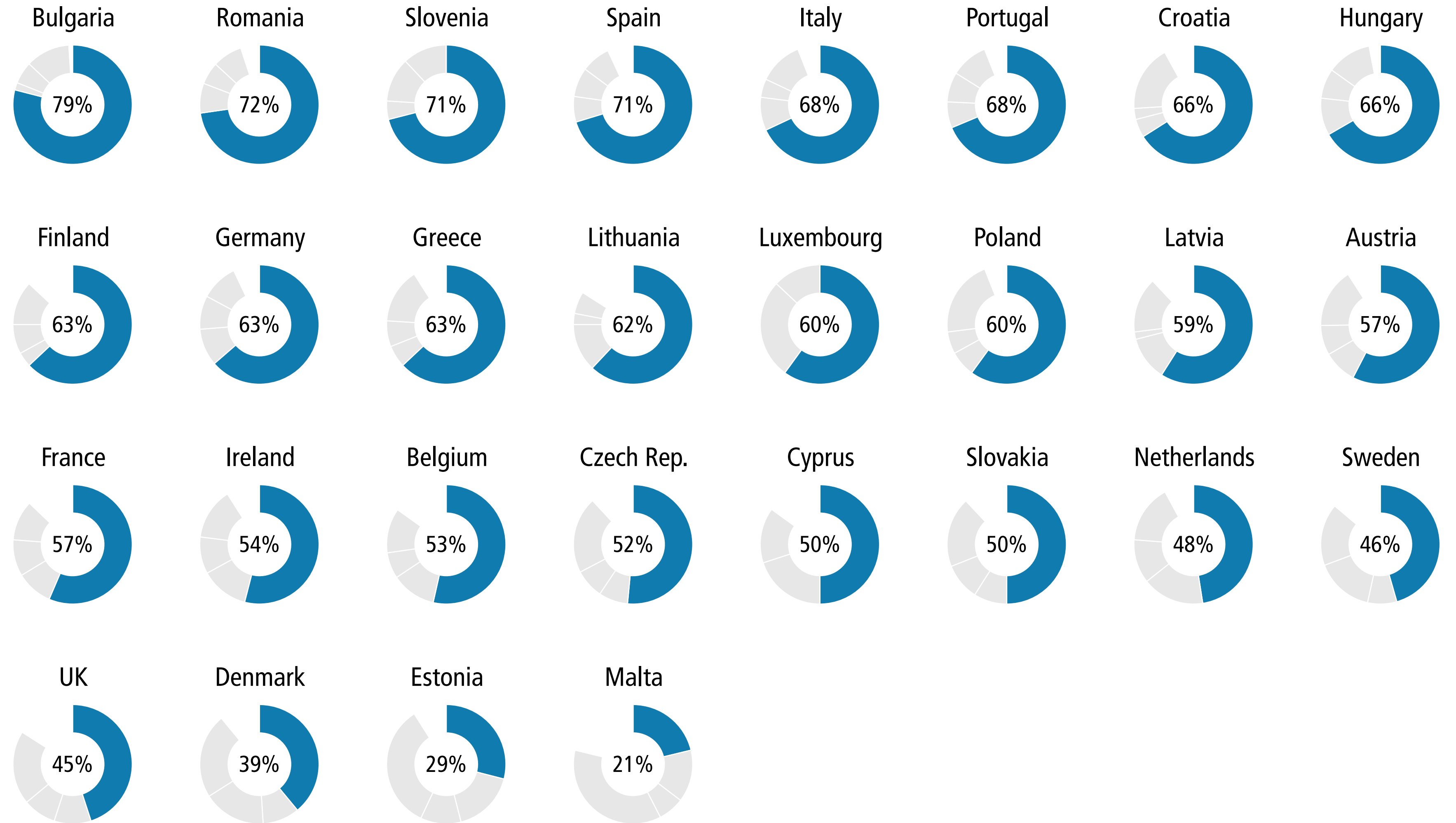
Q11

“In the EU, who should mainly be responsible for the following policy projects?”

All four actor levels



Countries	Policies
	All policies
	Single fiscal policy & Eurozone governance
	Fully completed single market
	Common social policy
	Common digital policy
	Common energy policy
	Single climate policy
	Integrated foreign and security policy
	Common policy in justice & home affairs
	<b>Common immigration and asylum policy</b>
	Common development assistance policy
	Common border police and coast guard
	Common defence structures
	Common China policy
	Common USA policy
	Common Russia policy
	Common Ukraine policy
	Common Syria policy
	Common MENA policy
	Policies & Partners Overview
	Preferred Actor Level
	<b>Preferred Actor Level (Public View)</b>
	Priorities and Favoured Partners

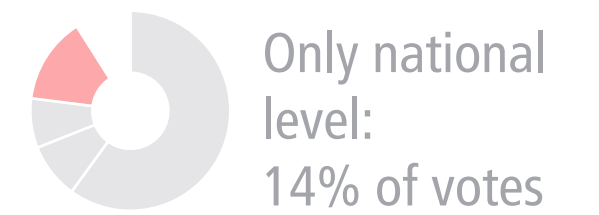
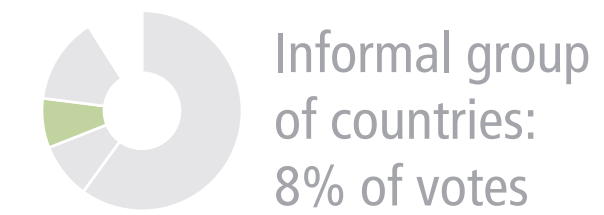
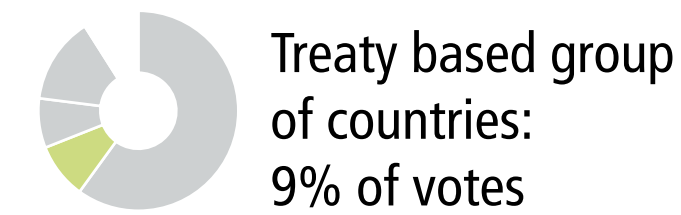
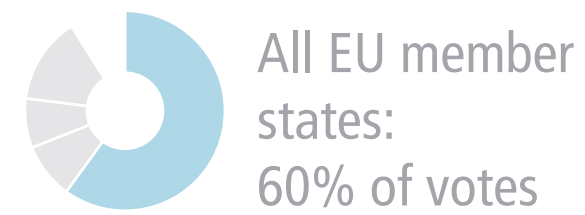


# Preferred Actor Level (Public View) Common immigration and asylum policy

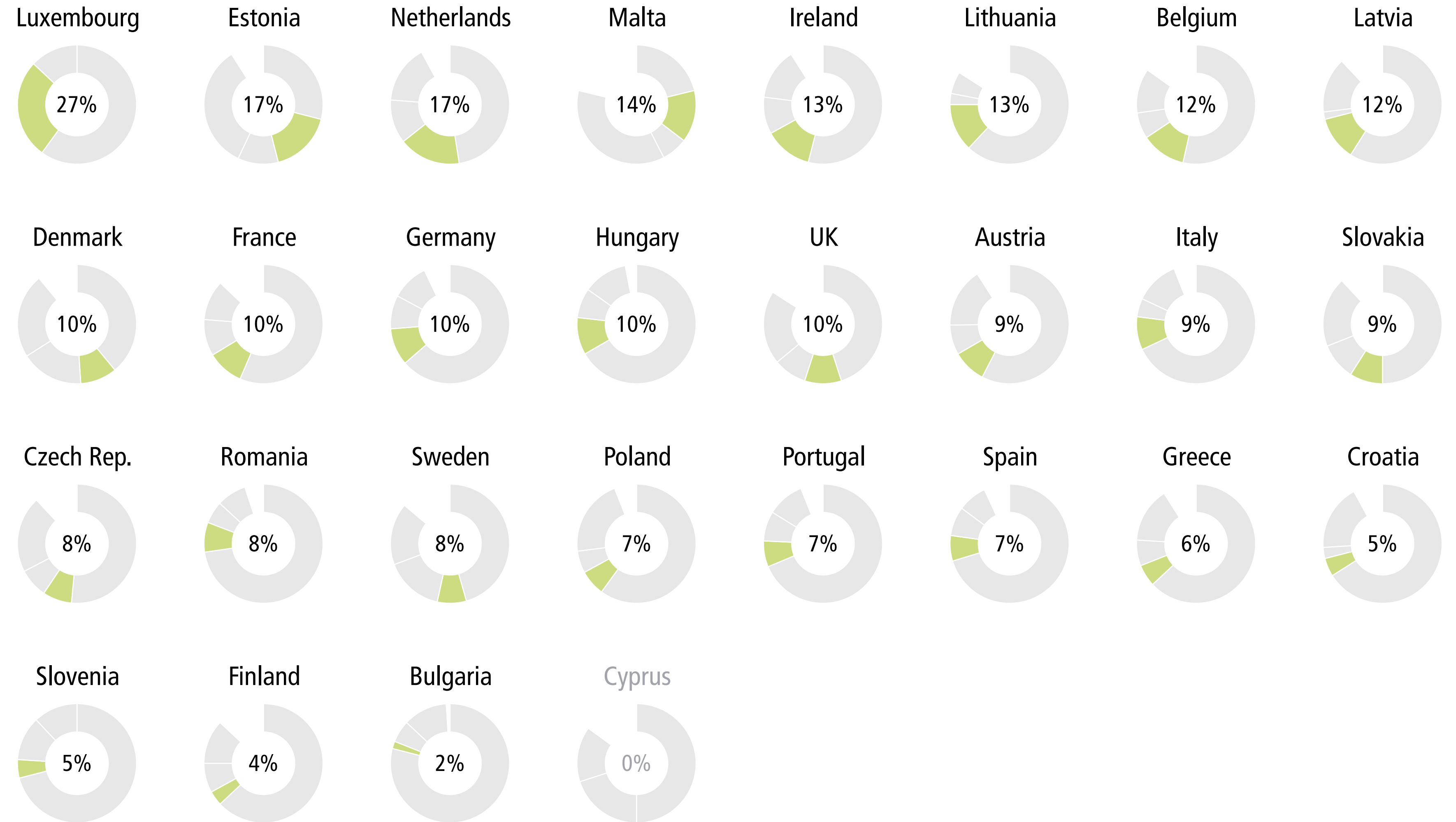
Q11

“In the EU, who should mainly be responsible for the following policy projects?”

All four actor levels



Countries	Policies
	All policies
	Single fiscal policy & Eurozone governance
	Fully completed single market
	Common social policy
	Common digital policy
	Common energy policy
	Single climate policy
	Integrated foreign and security policy
	Common policy in justice & home affairs
	<b>Common immigration and asylum policy</b>
	Common development assistance policy
	Common border police and coast guard
	Common defence structures
	Common China policy
	Common USA policy
	Common Russia policy
	Common Ukraine policy
	Common Syria policy
	Common MENA policy
	Policies & Partners Overview
	Preferred Actor Level
	<b>Preferred Actor Level (Public View)</b>
	Priorities and Favoured Partners

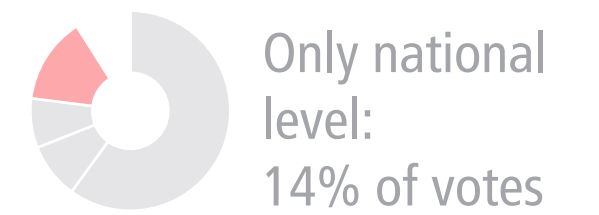
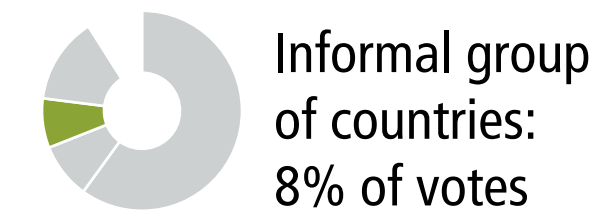
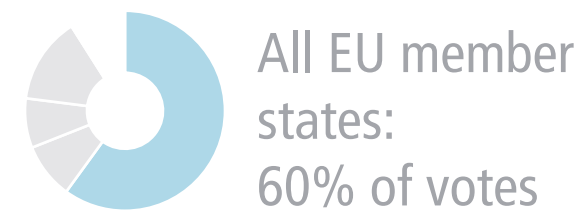


# Preferred Actor Level (Public View) Common immigration and asylum policy

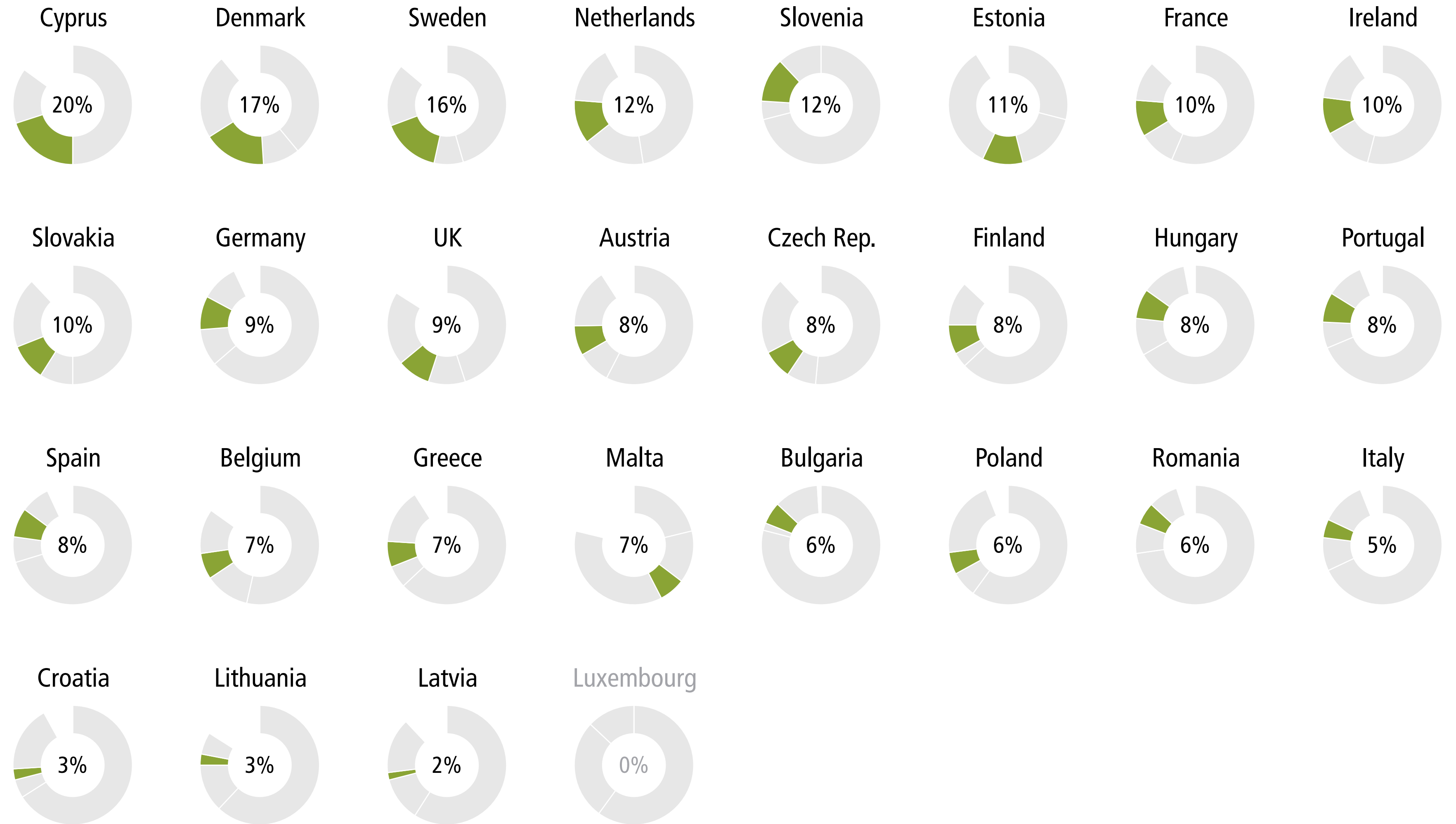
Q11

“In the EU, who should mainly be responsible for the following policy projects?”

All four actor levels



Countries	Policies
	All policies
	Single fiscal policy & Eurozone governance
	Fully completed single market
	Common social policy
	Common digital policy
	Common energy policy
	Single climate policy
	Integrated foreign and security policy
	Common policy in justice & home affairs
	<b>Common immigration and asylum policy</b>
	Common development assistance policy
	Common border police and coast guard
	Common defence structures
	Common China policy
	Common USA policy
	Common Russia policy
	Common Ukraine policy
	Common Syria policy
	Common MENA policy
	Policies & Partners Overview
	Preferred Actor Level
	<b>Preferred Actor Level (Public View)</b>
	Priorities and Favoured Partners



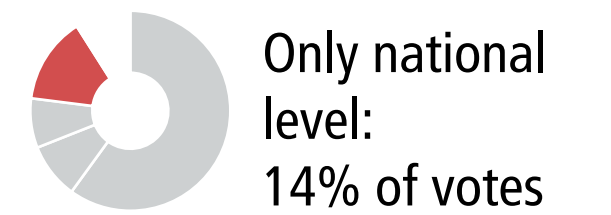
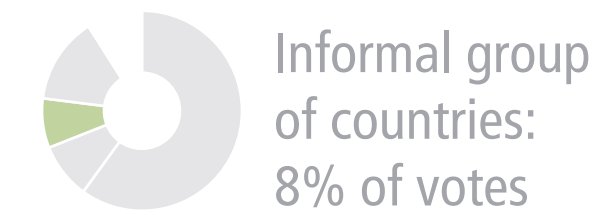
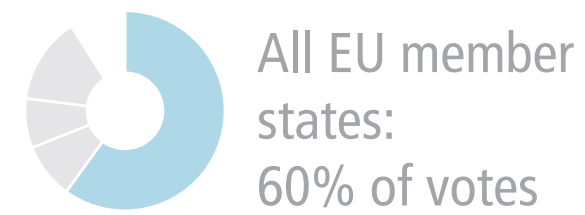


# Preferred Actor Level (Public View) Common immigration and asylum policy

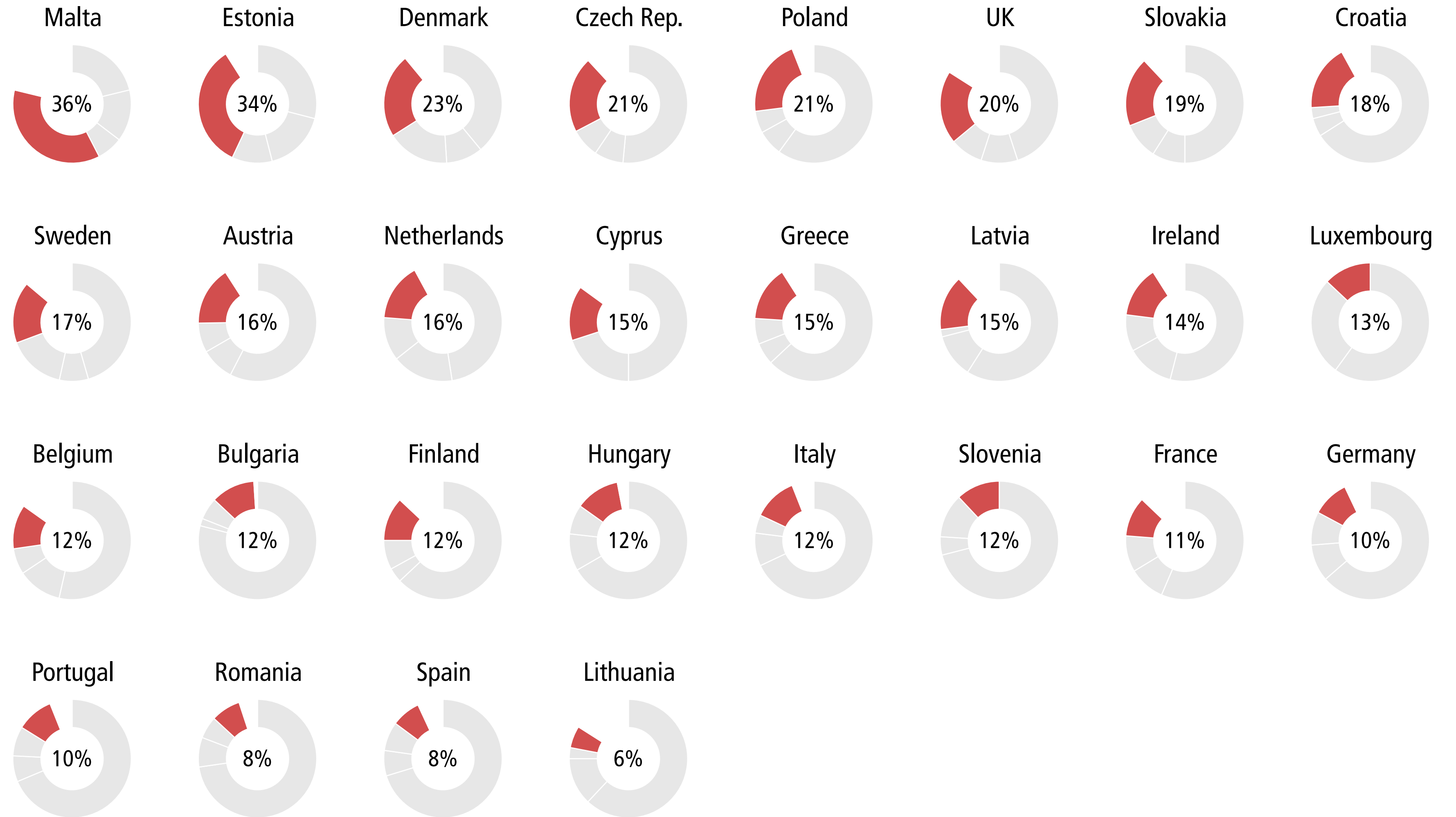
Q11

“In the EU, who should mainly be responsible for the following policy projects?”

All four actor levels



Countries	Policies
	All policies
	Single fiscal policy & Eurozone governance
	Fully completed single market
	Common social policy
	Common digital policy
	Common energy policy
	Single climate policy
	Integrated foreign and security policy
	Common policy in justice & home affairs
	<b>Common immigration and asylum policy</b>
	Common development assistance policy
	Common border police and coast guard
	Common defence structures
	Common China policy
	Common USA policy
	Common Russia policy
	Common Ukraine policy
	Common Syria policy
	Common MENA policy
	Policies & Partners Overview
	Preferred Actor Level
	<b>Preferred Actor Level (Public View)</b>
	Priorities and Favoured Partners

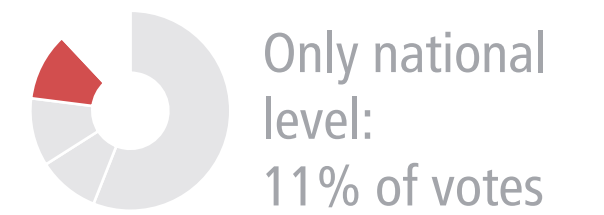
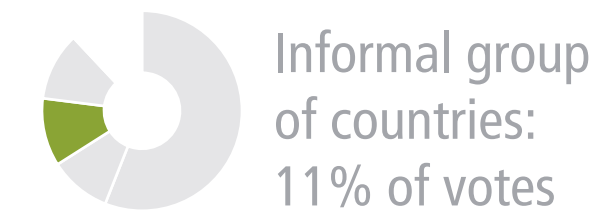
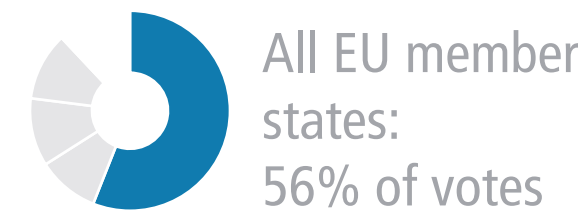


# Preferred Actor Level (Public View) Common development assistance policy

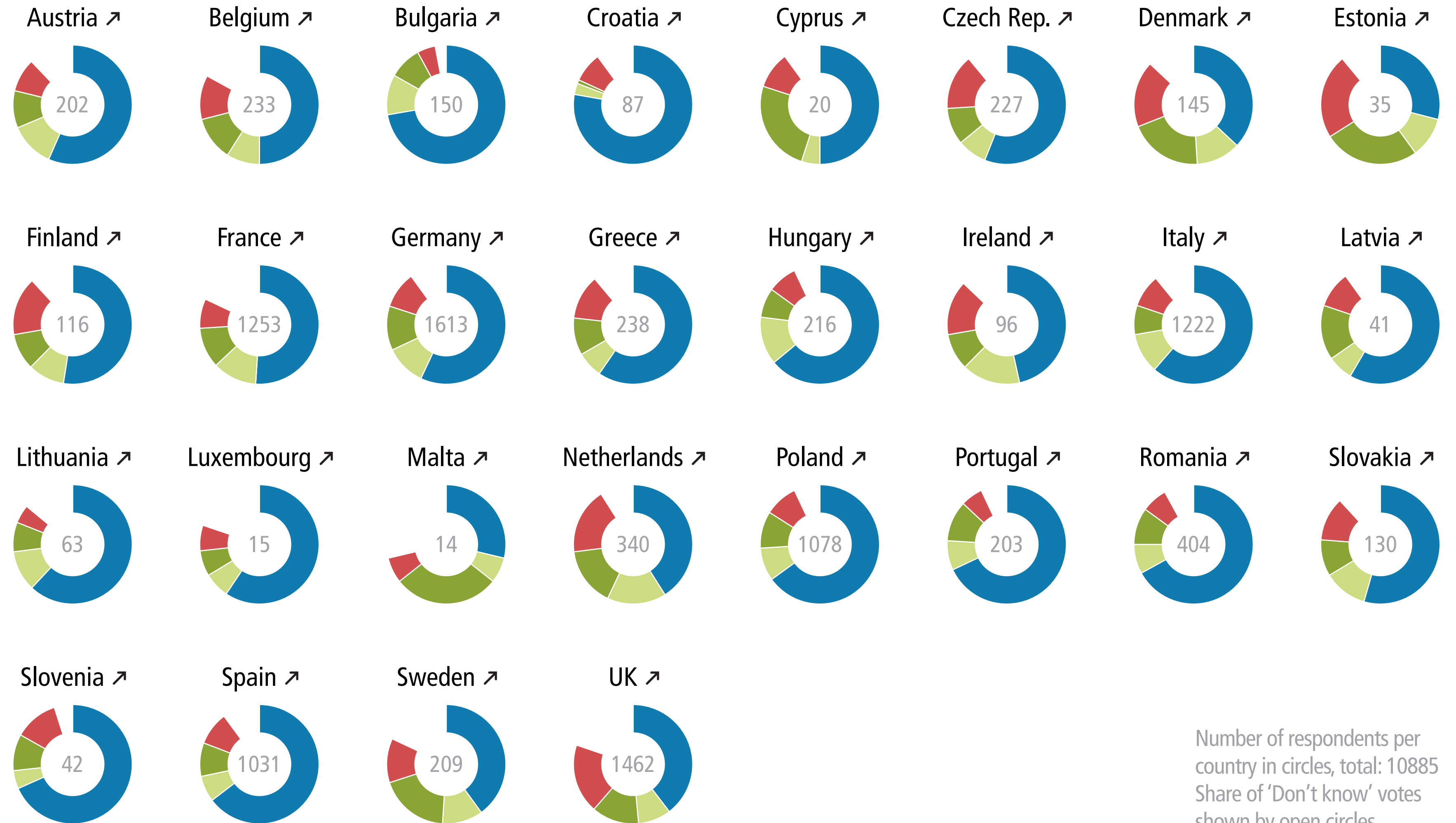
Q11

“In the EU, who should mainly be responsible for the following policy projects?”

All four actor levels



Countries	Policies
	All policies
	Single fiscal policy & Eurozone governance
	Fully completed single market
	Common social policy
	Common digital policy
	Common energy policy
	Single climate policy
	Integrated foreign and security policy
	Common policy in justice & home affairs
	Common immigration and asylum policy
	<b>Common development assistance policy</b>
	Common border police and coast guard
	Common defence structures
	Common China policy
	Common USA policy
	Common Russia policy
	Common Ukraine policy
	Common Syria policy
	Common MENA policy
	Policies & Partners Overview
	Preferred Actor Level
	<b>Preferred Actor Level (Public View)</b>
	Priorities and Favoured Partners



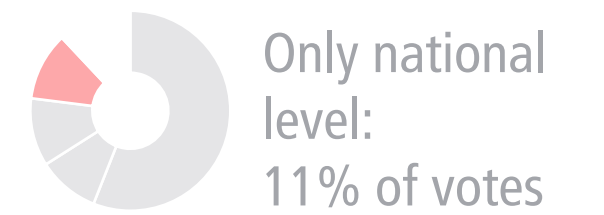
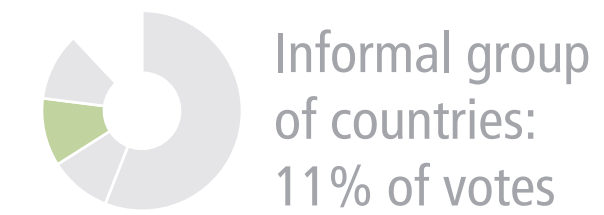
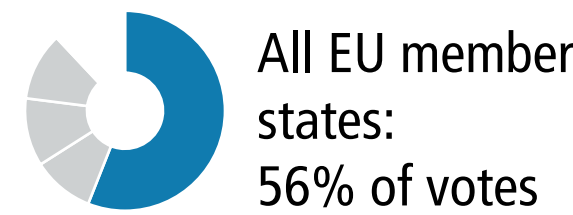
Number of respondents per country in circles, total: 10885  
Share of 'Don't know' votes shown by open circles

# Preferred Actor Level (Public View) Common development assistance policy

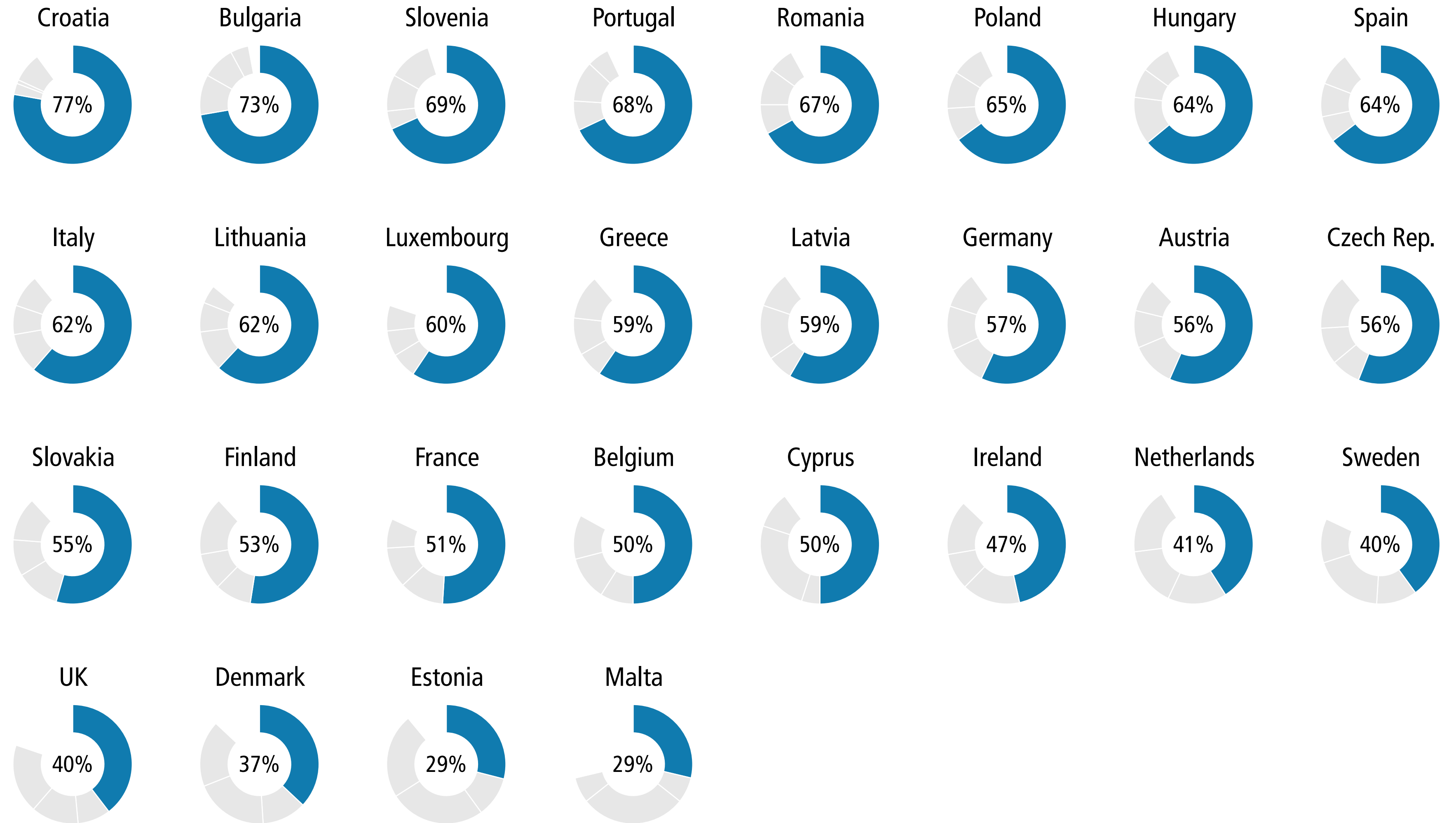
Q11

“In the EU, who should mainly be responsible for the following policy projects?”

All four actor levels



Countries	Policies
	All policies
	Single fiscal policy & Eurozone governance
	Fully completed single market
	Common social policy
	Common digital policy
	Common energy policy
	Single climate policy
	Integrated foreign and security policy
	Common policy in justice & home affairs
	Common immigration and asylum policy
	<b>Common development assistance policy</b>
	Common border police and coast guard
	Common defence structures
	Common China policy
	Common USA policy
	Common Russia policy
	Common Ukraine policy
	Common Syria policy
	Common MENA policy
	Policies & Partners Overview
	Preferred Actor Level
	<b>Preferred Actor Level (Public View)</b>
	Priorities and Favoured Partners



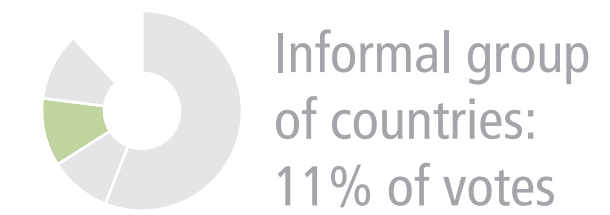
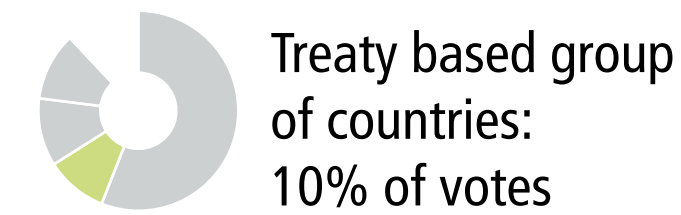



# Preferred Actor Level (Public View) Common development assistance policy

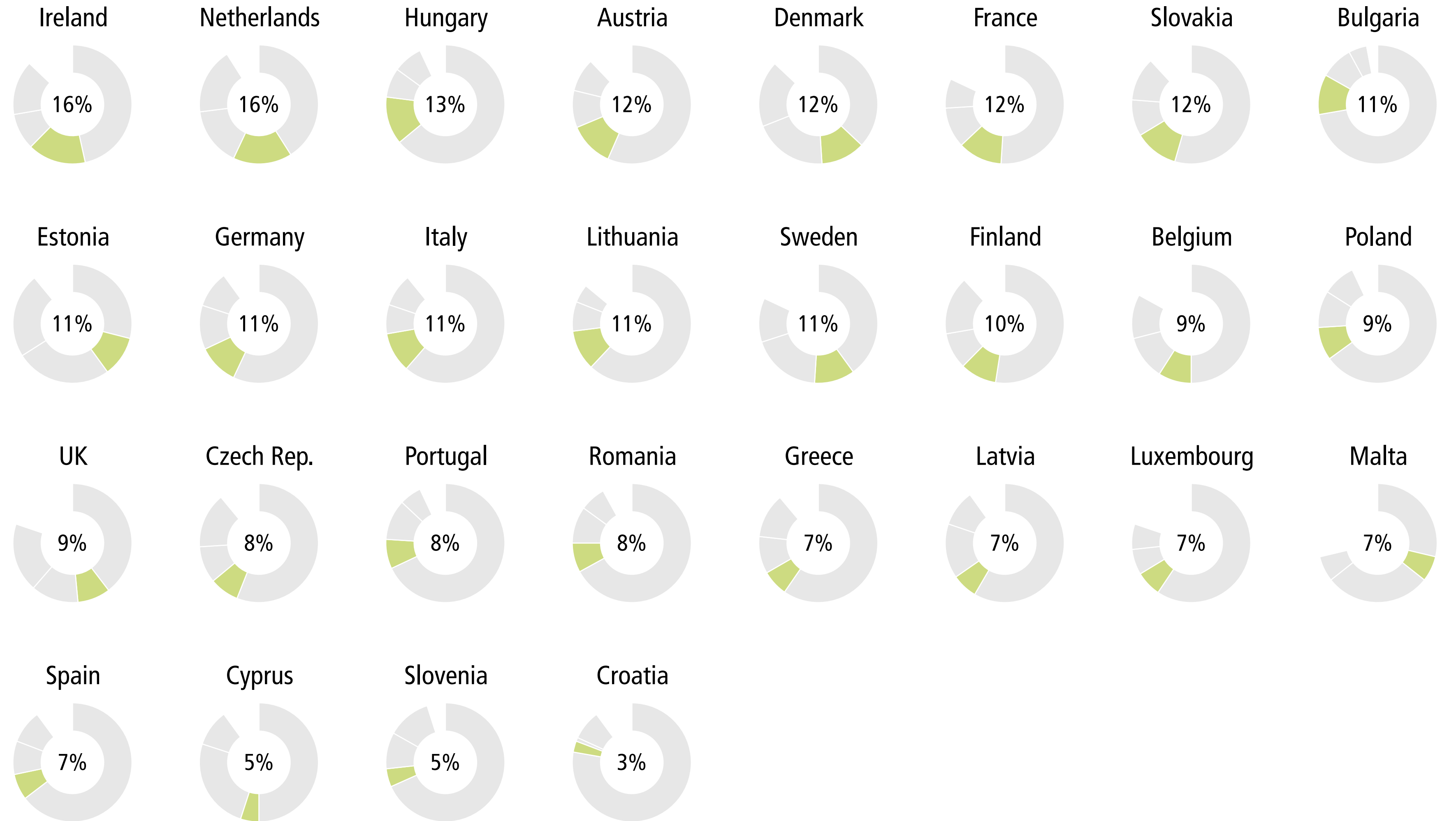
Q11

“In the EU, who should mainly be responsible for the following policy projects?”

All four actor levels



Countries	Policies
	All policies
	Single fiscal policy & Eurozone governance
	Fully completed single market
	Common social policy
	Common digital policy
	Common energy policy
	Single climate policy
	Integrated foreign and security policy
	Common policy in justice & home affairs
	Common immigration and asylum policy
	<b>Common development assistance policy</b>
	Common border police and coast guard
	Common defence structures
	Common China policy
	Common USA policy
	Common Russia policy
	Common Ukraine policy
	Common Syria policy
	Common MENA policy
	Policies & Partners Overview
	Preferred Actor Level
	<b>Preferred Actor Level (Public View)</b>
	Priorities and Favoured Partners

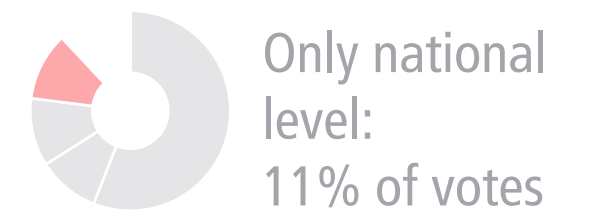
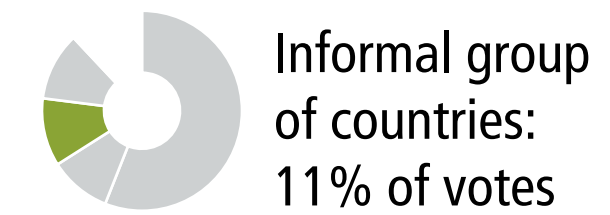



# Preferred Actor Level (Public View) Common development assistance policy

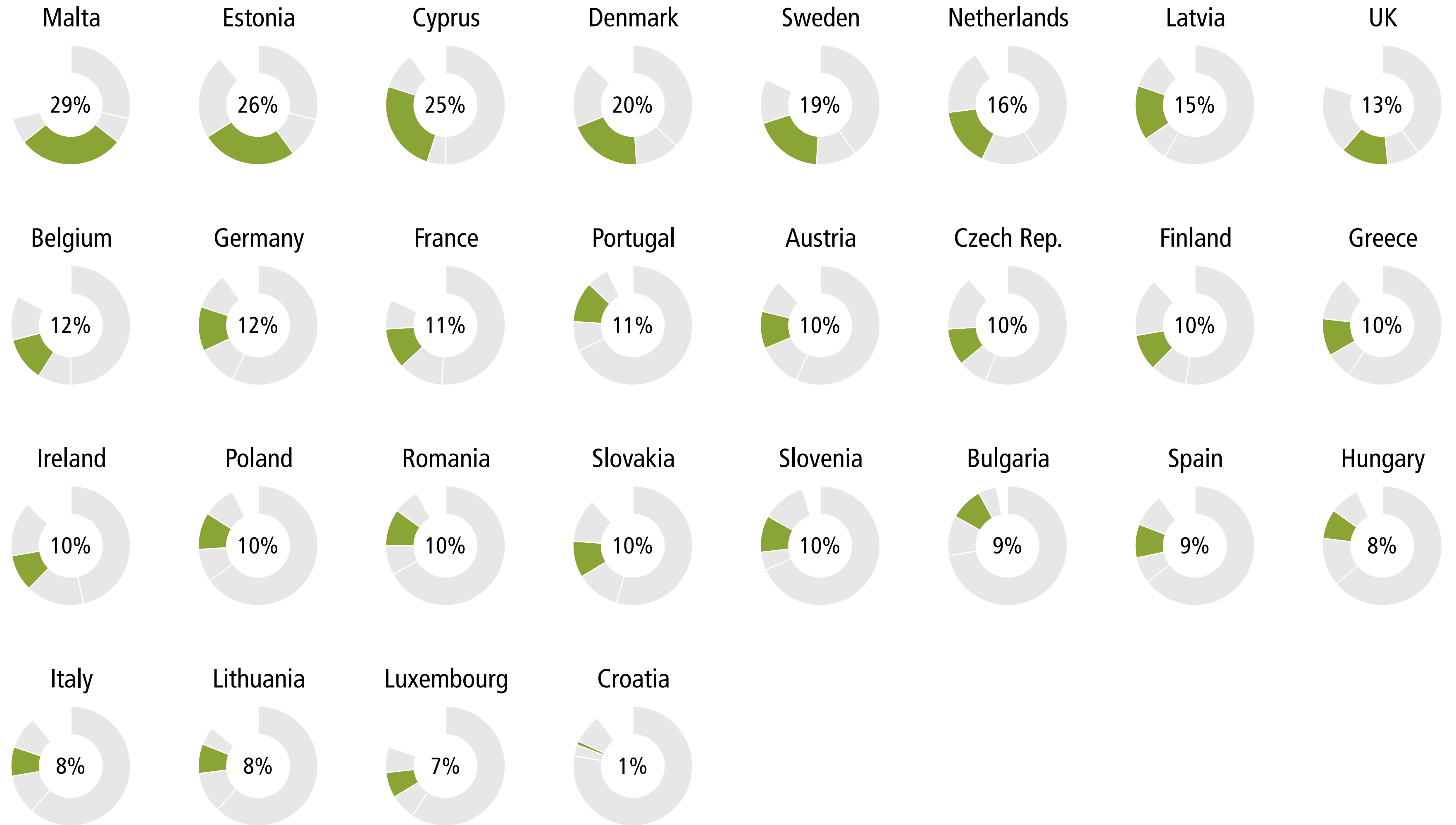
Q11

“In the EU, who should mainly be responsible for the following policy projects?”

All four actor levels



Countries	Policies
	All policies
	Single fiscal policy & Eurozone governance
	Fully completed single market
	Common social policy
	Common digital policy
	Common energy policy
	Single climate policy
	Integrated foreign and security policy
	Common policy in justice & home affairs
	Common immigration and asylum policy
	<b>Common development assistance policy</b>
	Common border police and coast guard
	Common defence structures
	Common China policy
	Common USA policy
	Common Russia policy
	Common Ukraine policy
	Common Syria policy
	Common MENA policy
	Policies & Partners Overview
	Preferred Actor Level
	<b>Preferred Actor Level (Public View)</b>
	Priorities and Favoured Partners

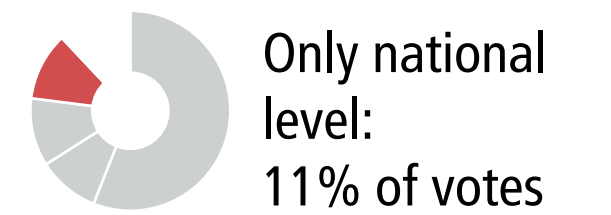
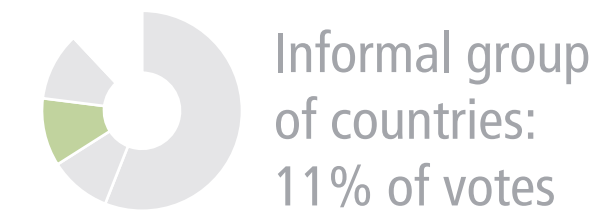



# Preferred Actor Level (Public View) Common development assistance policy

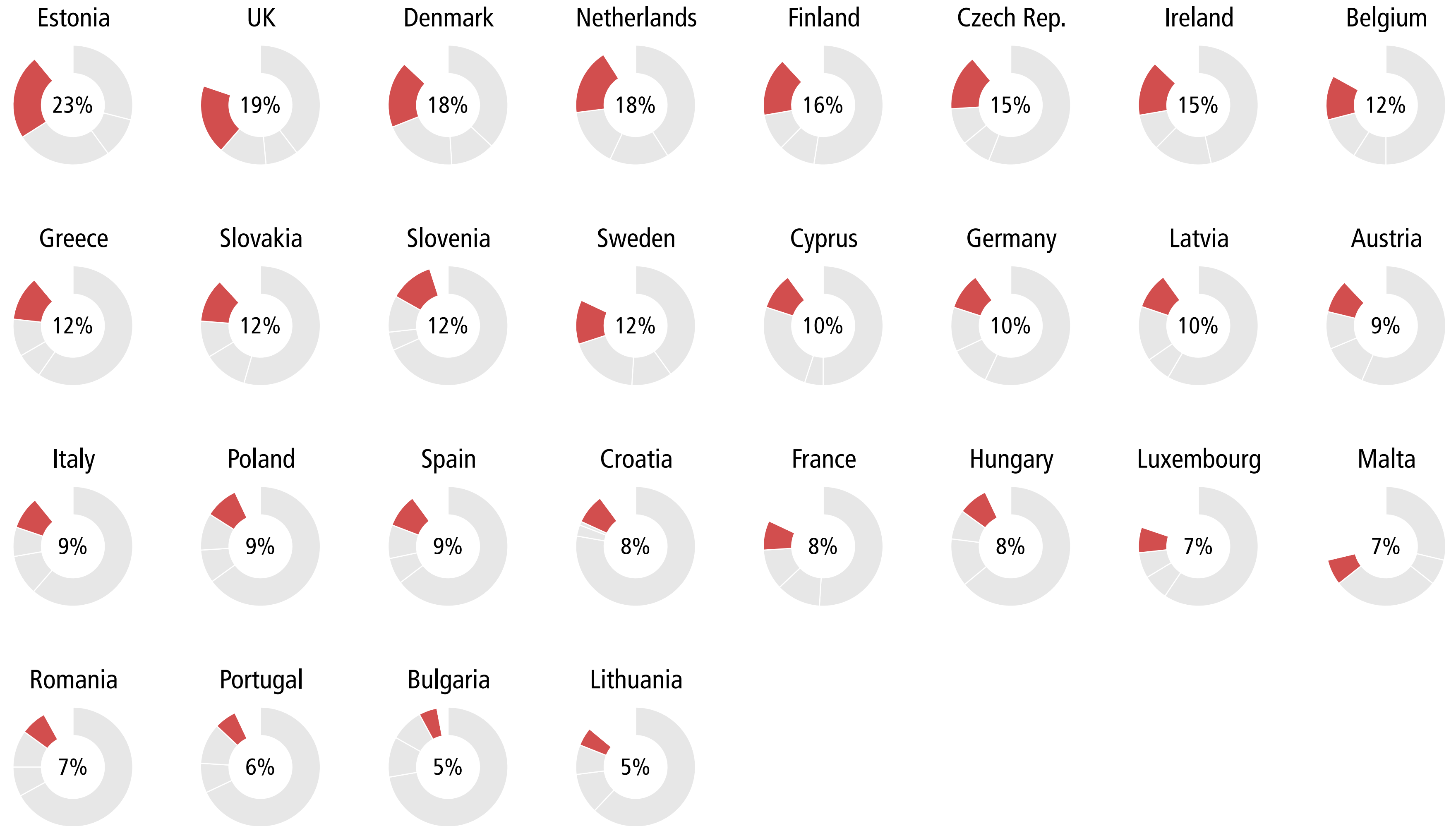
Q11

“In the EU, who should mainly be responsible for the following policy projects?”

All four actor levels



Countries	Policies
	All policies
	Single fiscal policy & Eurozone governance
	Fully completed single market
	Common social policy
	Common digital policy
	Common energy policy
	Single climate policy
	Integrated foreign and security policy
	Common policy in justice & home affairs
	Common immigration and asylum policy
	<b>Common development assistance policy</b>
	Common border police and coast guard
	Common defence structures
	Common China policy
	Common USA policy
	Common Russia policy
	Common Ukraine policy
	Common Syria policy
	Common MENA policy
	Policies & Partners Overview
	Preferred Actor Level
	<b>Preferred Actor Level (Public View)</b>
	Priorities and Favoured Partners



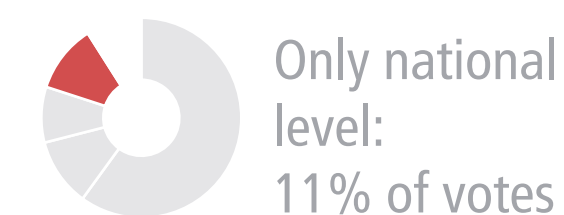
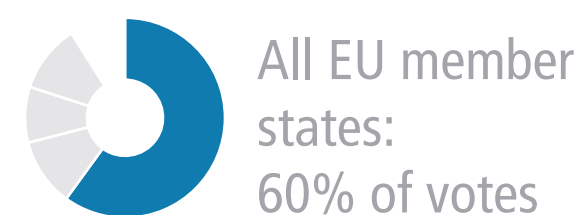


# Preferred Actor Level (Public View) Common border police and coast guard

Q11

“In the EU, who should mainly be responsible for the following policy projects?”

All four actor levels



Countries **Policies**

All policies

Single fiscal policy & Eurozone governance

Fully completed single market

Common social policy

Common digital policy

Common energy policy

Single climate policy

Integrated foreign and security policy

Common policy in justice & home affairs

Common immigration and asylum policy

Common development assistance policy

**Common border police and coast guard**

Common defence structures

Common China policy

Common USA policy

Common Russia policy

Common Ukraine policy

Common Syria policy

Common MENA policy

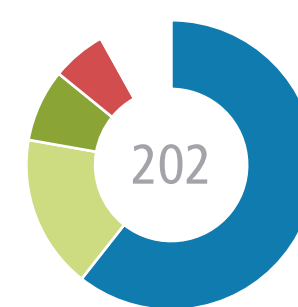
Policies & Partners Overview

Preferred Actor Level

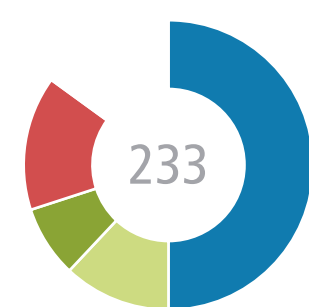
**Preferred Actor Level (Public View)**

Priorities and Favoured Partners

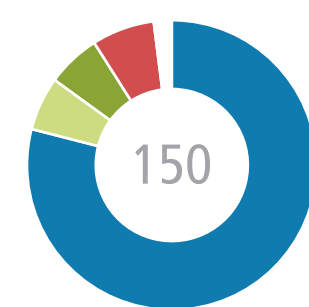
Austria ↗



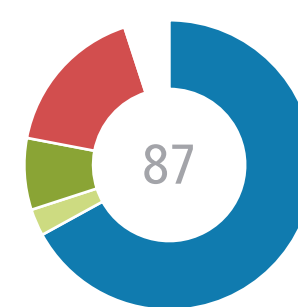
Belgium ↗



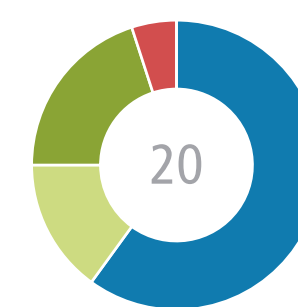
Bulgaria ↗



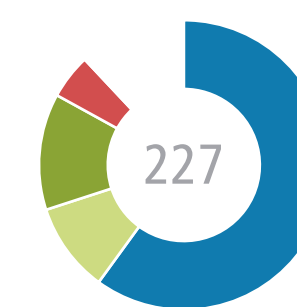
Croatia ↗



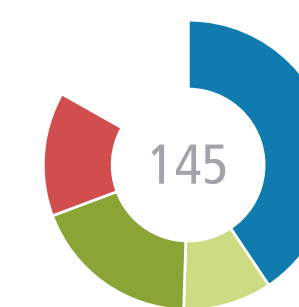
Cyprus ↗



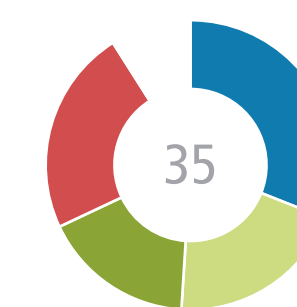
Czech Rep. ↗



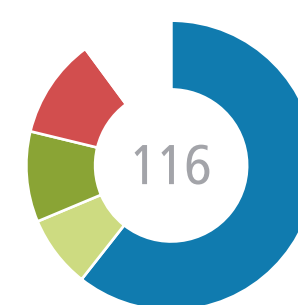
Denmark ↗



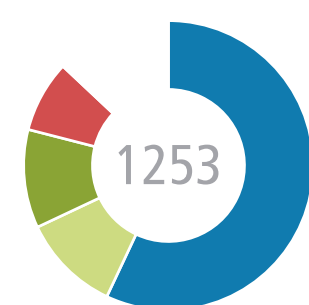
Estonia ↗



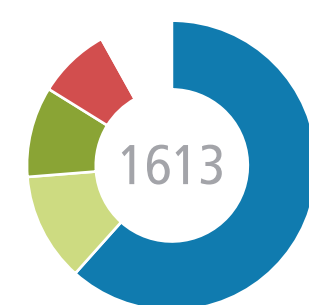
Finland ↗



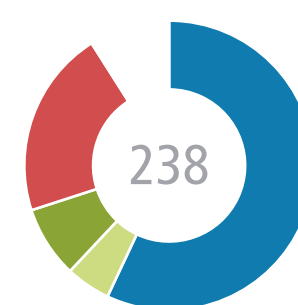
France ↗



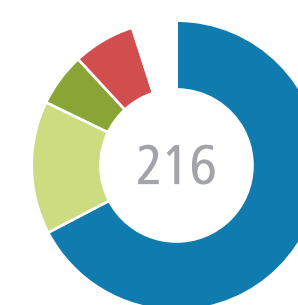
Germany ↗



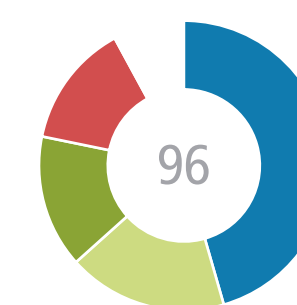
Greece ↗



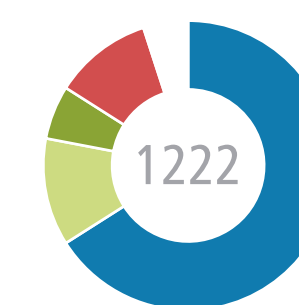
Hungary ↗



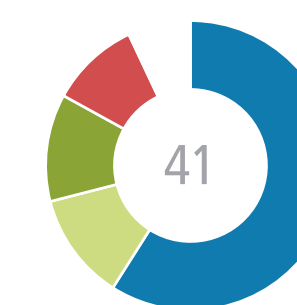
Ireland ↗



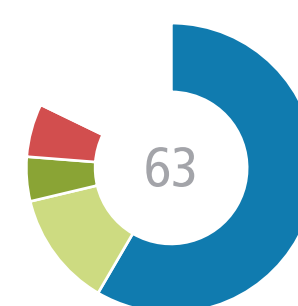
Italy ↗



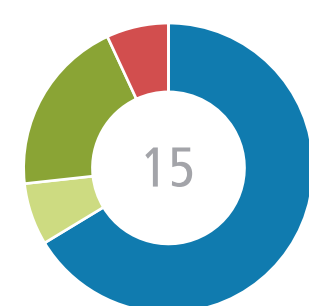
Latvia ↗



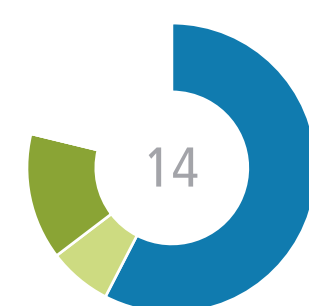
Lithuania ↗



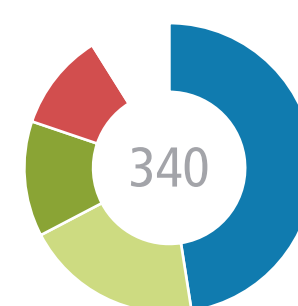
Luxembourg ↗



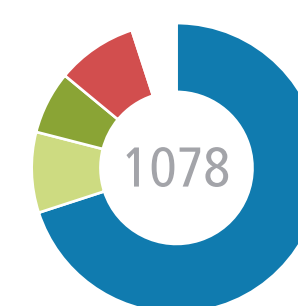
Malta ↗



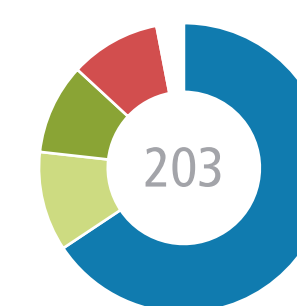
Netherlands ↗



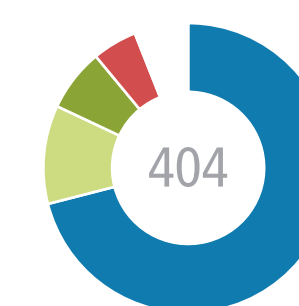
Poland ↗



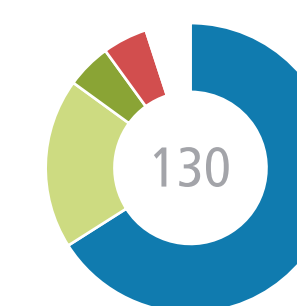
Portugal ↗



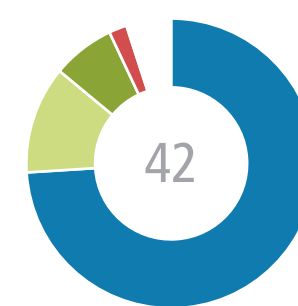
Romania ↗



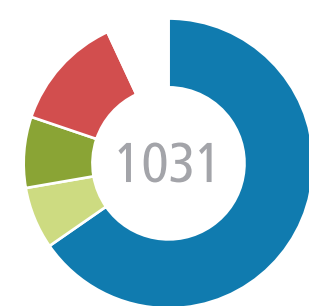
Slovakia ↗



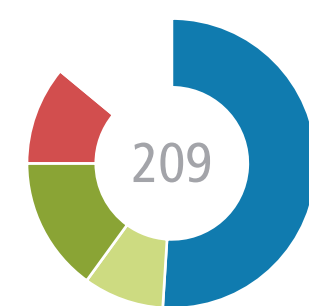
Slovenia ↗



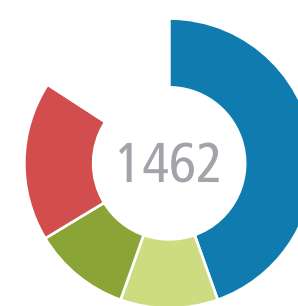
Spain ↗



Sweden ↗



UK ↗



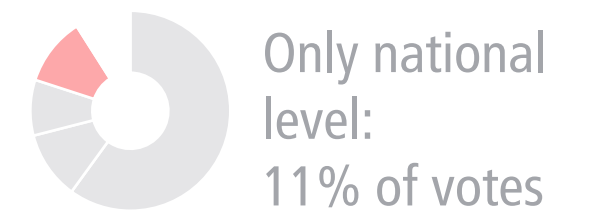
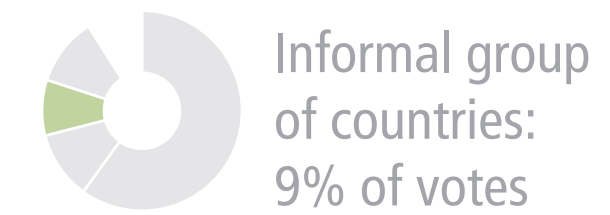
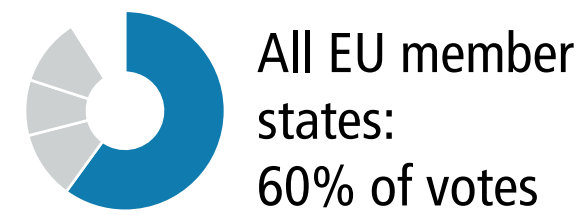
Number of respondents per country in circles, total: 10885  
Share of 'Don't know' votes shown by open circles

# Preferred Actor Level (Public View) Common border police and coast guard

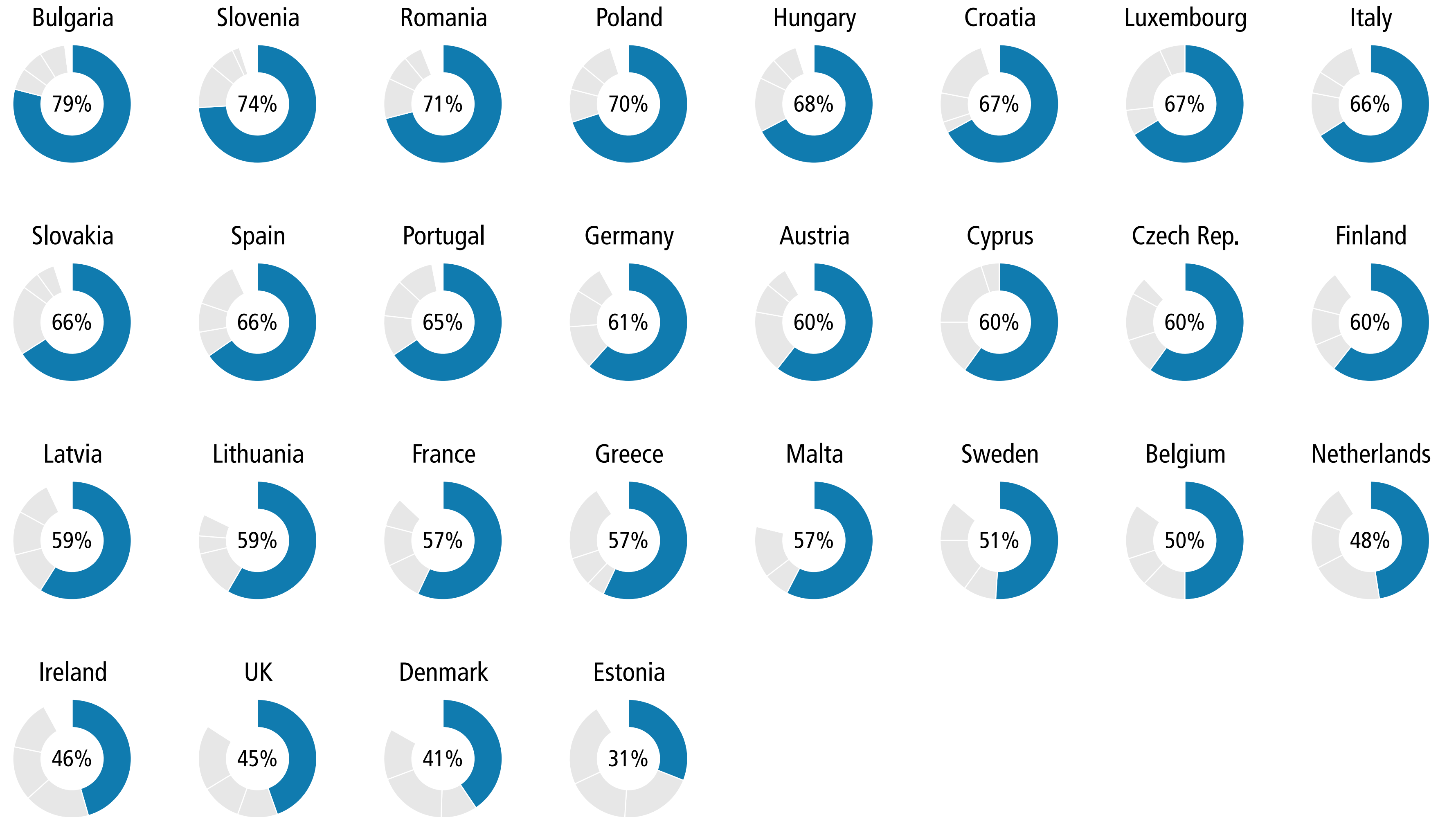
Q11

“In the EU, who should mainly be responsible for the following policy projects?”

All four actor levels



Countries	Policies
	All policies
	Single fiscal policy & Eurozone governance
	Fully completed single market
	Common social policy
	Common digital policy
	Common energy policy
	Single climate policy
	Integrated foreign and security policy
	Common policy in justice & home affairs
	Common immigration and asylum policy
	Common development assistance policy
	<b>Common border police and coast guard</b>
	Common defence structures
	Common China policy
	Common USA policy
	Common Russia policy
	Common Ukraine policy
	Common Syria policy
	Common MENA policy
	Policies & Partners Overview
	Preferred Actor Level
	<b>Preferred Actor Level (Public View)</b>
	Priorities and Favoured Partners

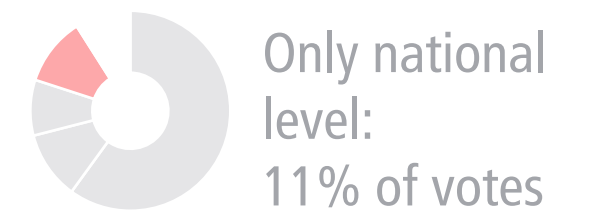
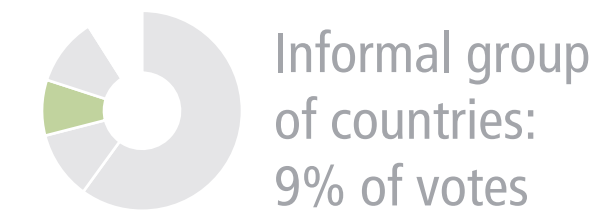
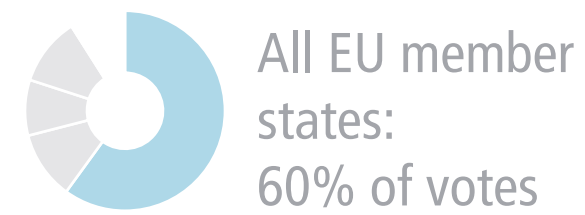


# Preferred Actor Level (Public View) Common border police and coast guard

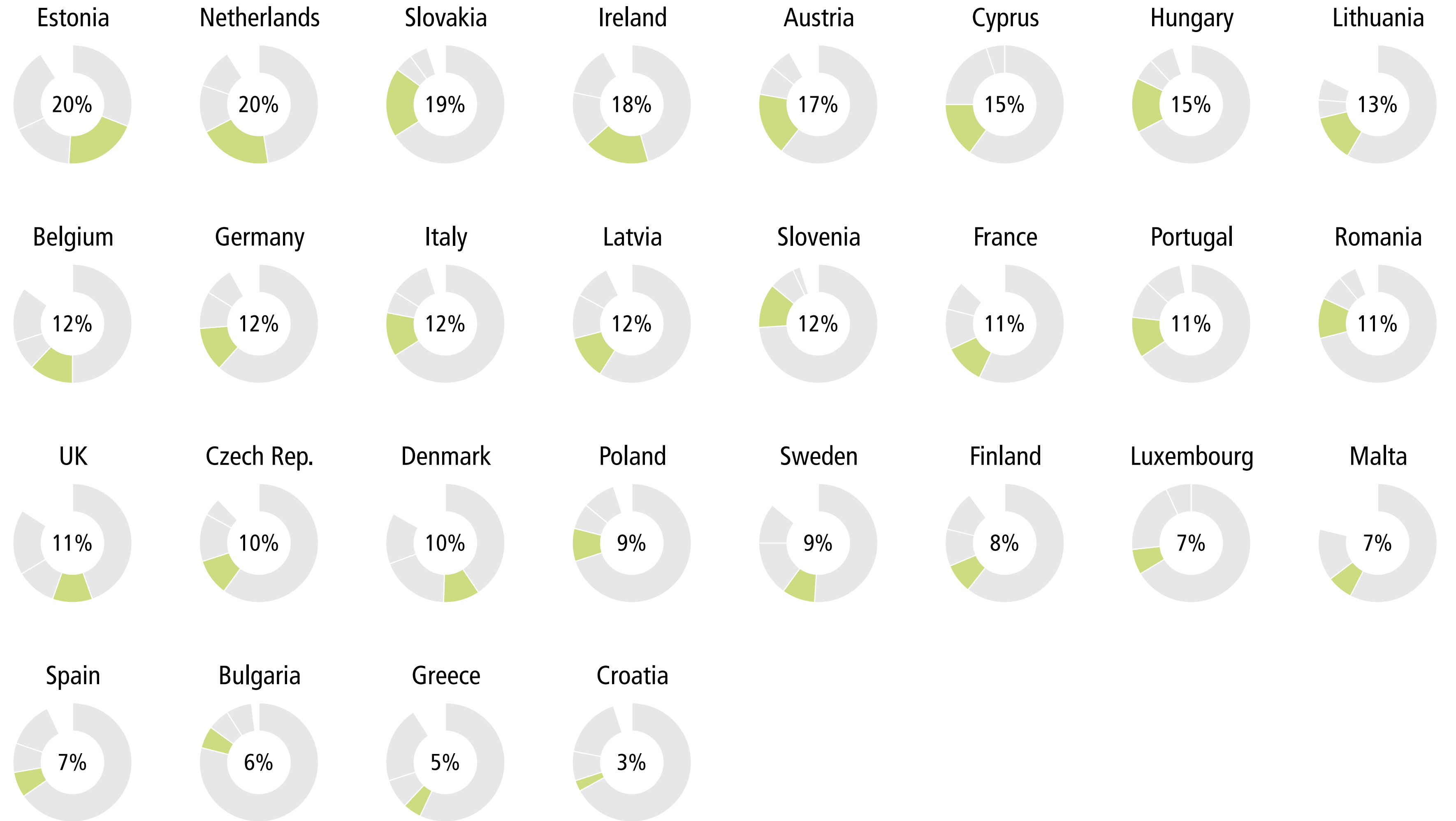
Q11

“In the EU, who should mainly be responsible for the following policy projects?”

All four actor levels



Countries	Policies
	All policies
	Single fiscal policy & Eurozone governance
	Fully completed single market
	Common social policy
	Common digital policy
	Common energy policy
	Single climate policy
	Integrated foreign and security policy
	Common policy in justice & home affairs
	Common immigration and asylum policy
	Common development assistance policy
	<b>Common border police and coast guard</b>
	Common defence structures
	Common China policy
	Common USA policy
	Common Russia policy
	Common Ukraine policy
	Common Syria policy
	Common MENA policy
	Policies & Partners Overview
	Preferred Actor Level
	<b>Preferred Actor Level (Public View)</b>
	Priorities and Favoured Partners



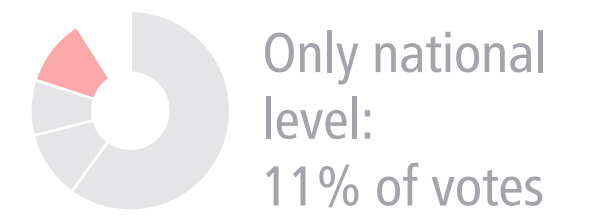
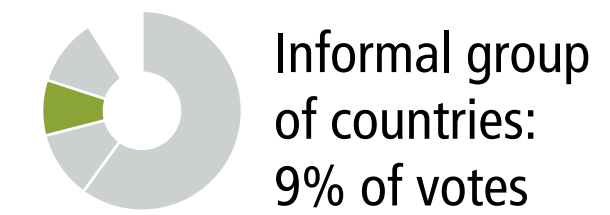
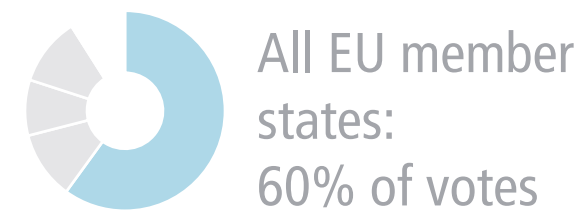


# Preferred Actor Level (Public View) Common border police and coast guard

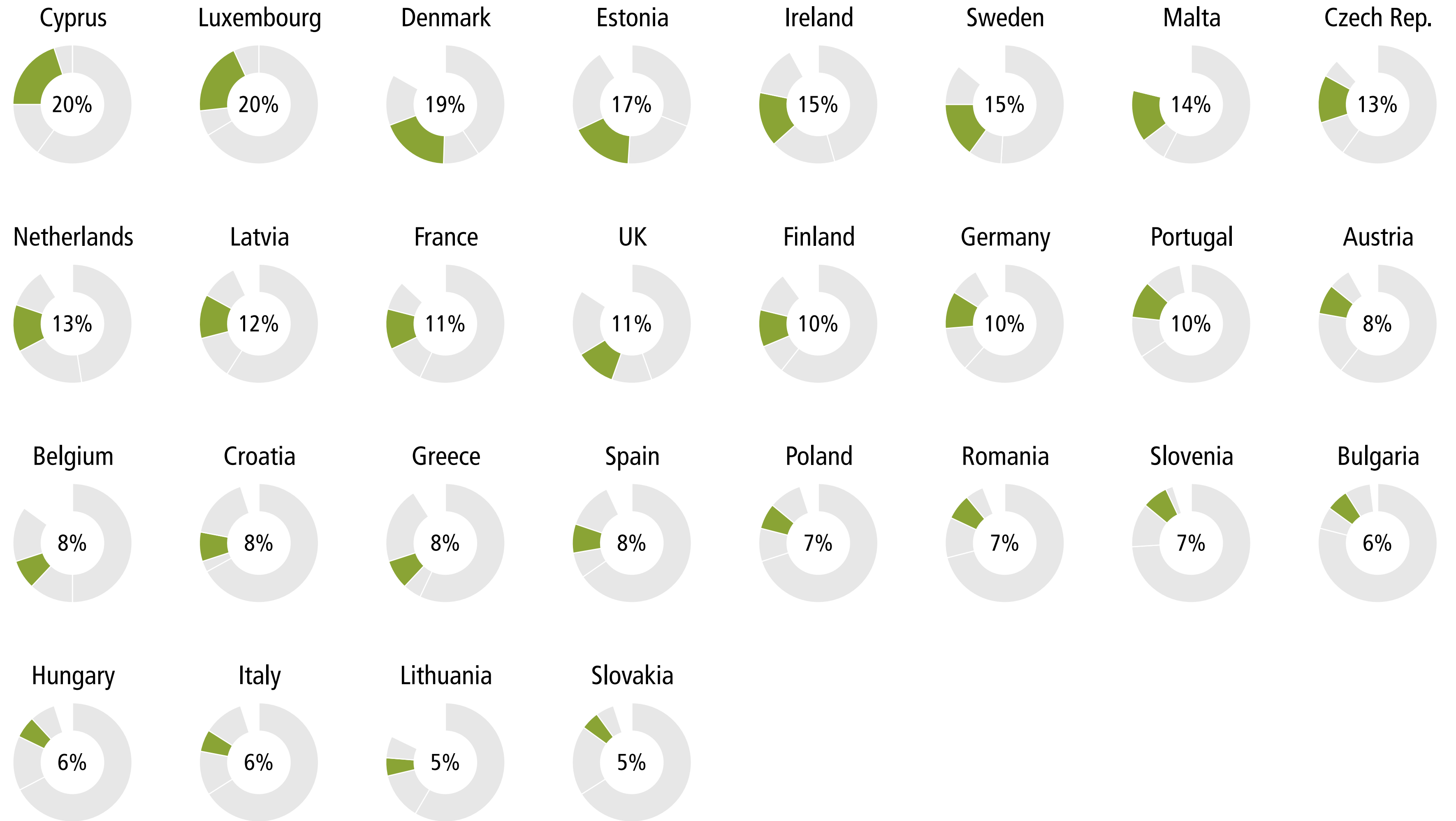
Q11

“In the EU, who should mainly be responsible for the following policy projects?”

All four actor levels



Countries	Policies
	All policies
	Single fiscal policy & Eurozone governance
	Fully completed single market
	Common social policy
	Common digital policy
	Common energy policy
	Single climate policy
	Integrated foreign and security policy
	Common policy in justice & home affairs
	Common immigration and asylum policy
	Common development assistance policy
	<b>Common border police and coast guard</b>
	Common defence structures
	Common China policy
	Common USA policy
	Common Russia policy
	Common Ukraine policy
	Common Syria policy
	Common MENA policy
	Policies & Partners Overview
	Preferred Actor Level
	<b>Preferred Actor Level (Public View)</b>
	Priorities and Favoured Partners

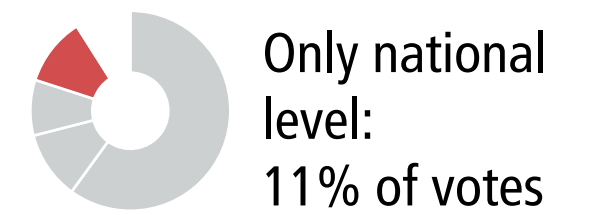
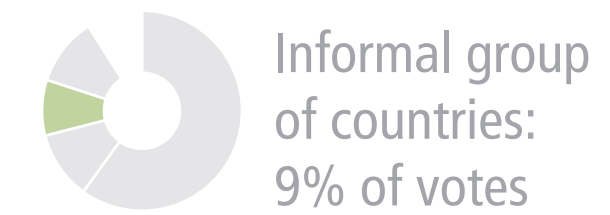
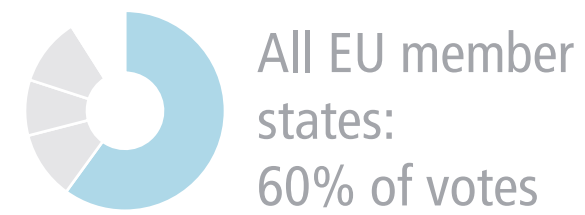


# Preferred Actor Level (Public View) Common border police and coast guard

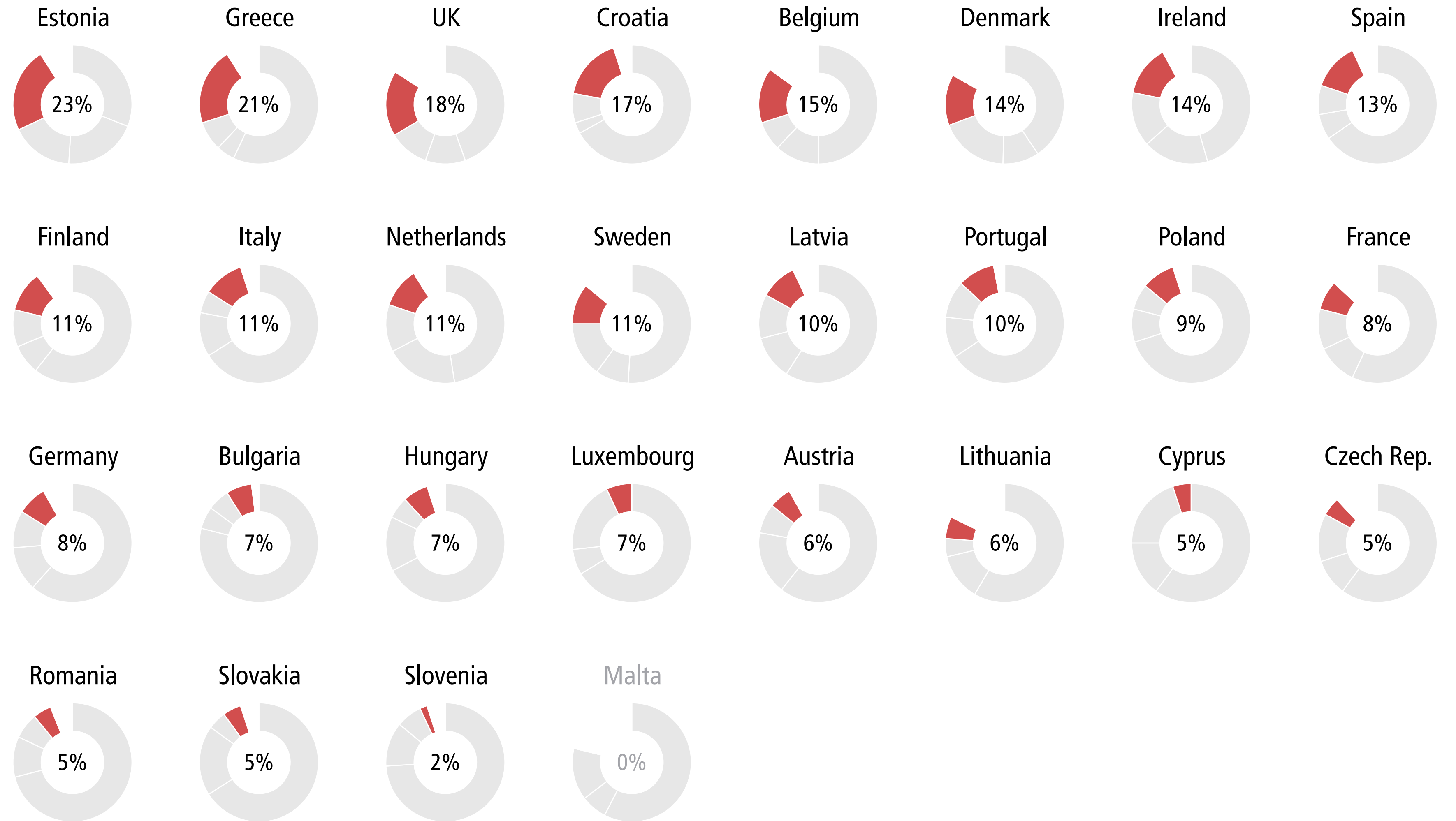
Q11

“In the EU, who should mainly be responsible for the following policy projects?”

All four actor levels



Countries	Policies
	All policies
	Single fiscal policy & Eurozone governance
	Fully completed single market
	Common social policy
	Common digital policy
	Common energy policy
	Single climate policy
	Integrated foreign and security policy
	Common policy in justice & home affairs
	Common immigration and asylum policy
	Common development assistance policy
	<b>Common border police and coast guard</b>
	Common defence structures
	Common China policy
	Common USA policy
	Common Russia policy
	Common Ukraine policy
	Common Syria policy
	Common MENA policy
	Policies & Partners Overview
	Preferred Actor Level
	<b>Preferred Actor Level (Public View)</b>
	Priorities and Favoured Partners

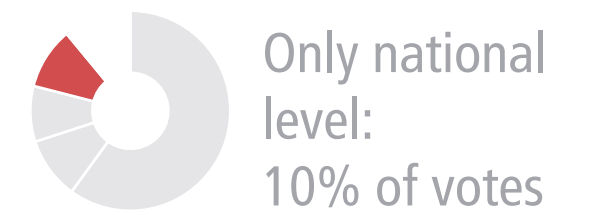
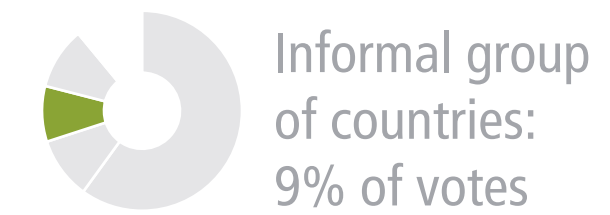
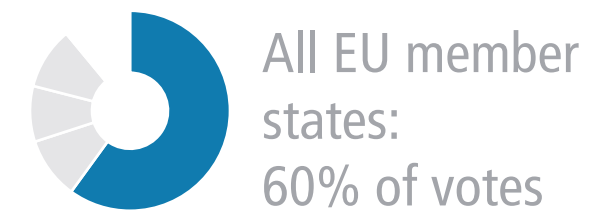


# Preferred Actor Level (Public View) Common defence structures

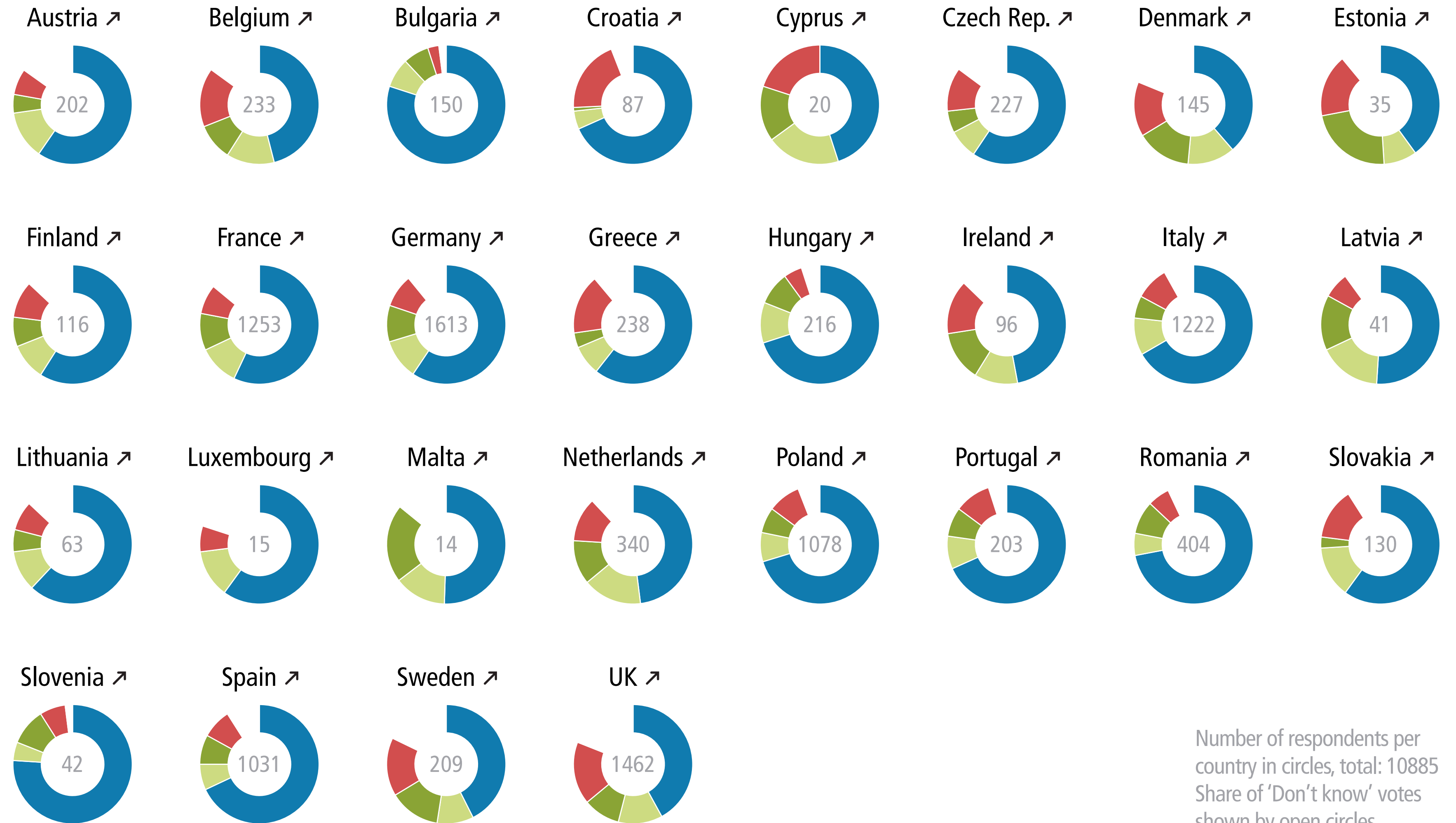
Q11

“In the EU, who should mainly be responsible for the following policy projects?”

All four actor levels



Countries	Policies
	All policies
	Single fiscal policy & Eurozone governance
	Fully completed single market
	Common social policy
	Common digital policy
	Common energy policy
	Single climate policy
	Integrated foreign and security policy
	Common policy in justice & home affairs
	Common immigration and asylum policy
	Common development assistance policy
	Common border police and coast guard
	<b>Common defence structures</b>
	Common China policy
	Common USA policy
	Common Russia policy
	Common Ukraine policy
	Common Syria policy
	Common MENA policy
	Policies & Partners Overview
	Preferred Actor Level
	<b>Preferred Actor Level (Public View)</b>
	Priorities and Favoured Partners



Number of respondents per country in circles, total: 10885  
Share of 'Don't know' votes shown by open circles

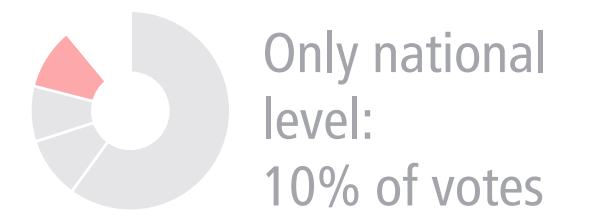
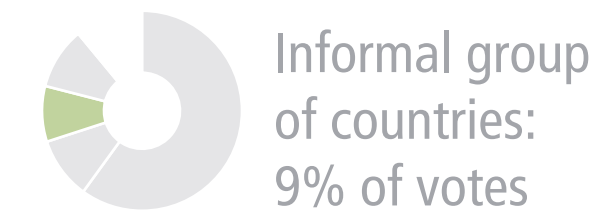
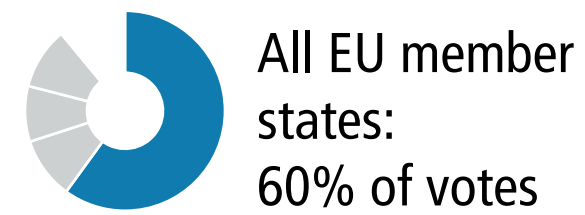


# Preferred Actor Level (Public View) Common defence structures

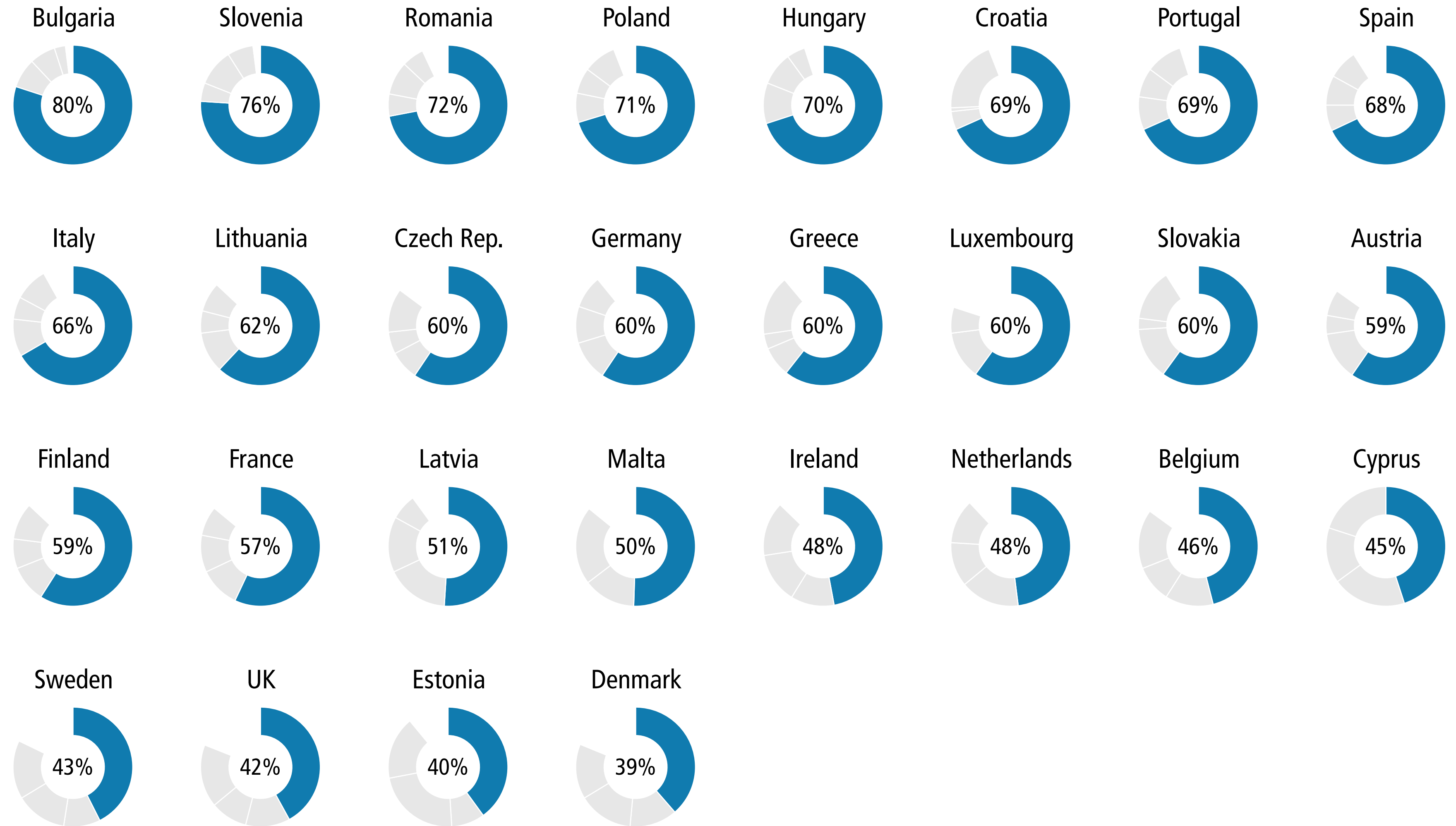
Q11

“In the EU, who should mainly be responsible for the following policy projects?”

All four actor levels



Countries	Policies
	All policies
	Single fiscal policy & Eurozone governance
	Fully completed single market
	Common social policy
	Common digital policy
	Common energy policy
	Single climate policy
	Integrated foreign and security policy
	Common policy in justice & home affairs
	Common immigration and asylum policy
	Common development assistance policy
	Common border police and coast guard
	<b>Common defence structures</b>
	Common China policy
	Common USA policy
	Common Russia policy
	Common Ukraine policy
	Common Syria policy
	Common MENA policy
	Policies & Partners Overview
	Preferred Actor Level
	<b>Preferred Actor Level (Public View)</b>
	Priorities and Favoured Partners

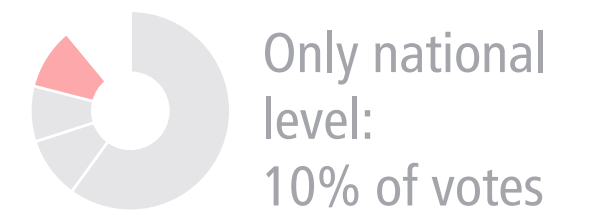
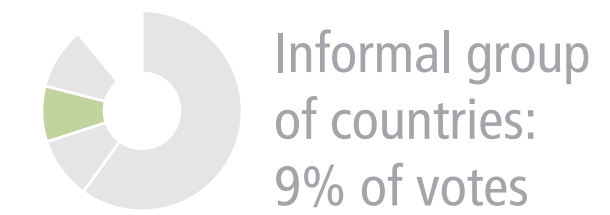
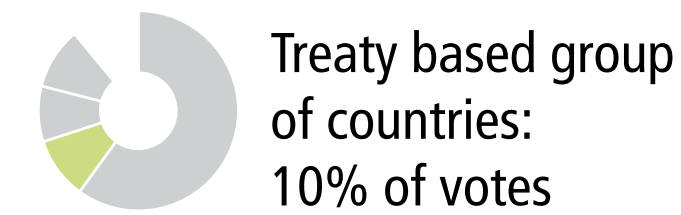
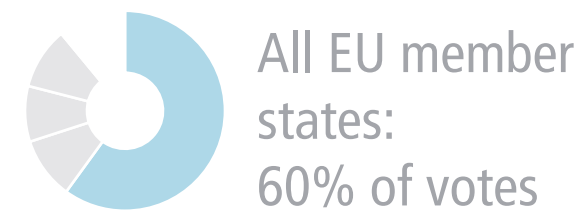


# Preferred Actor Level (Public View) Common defence structures

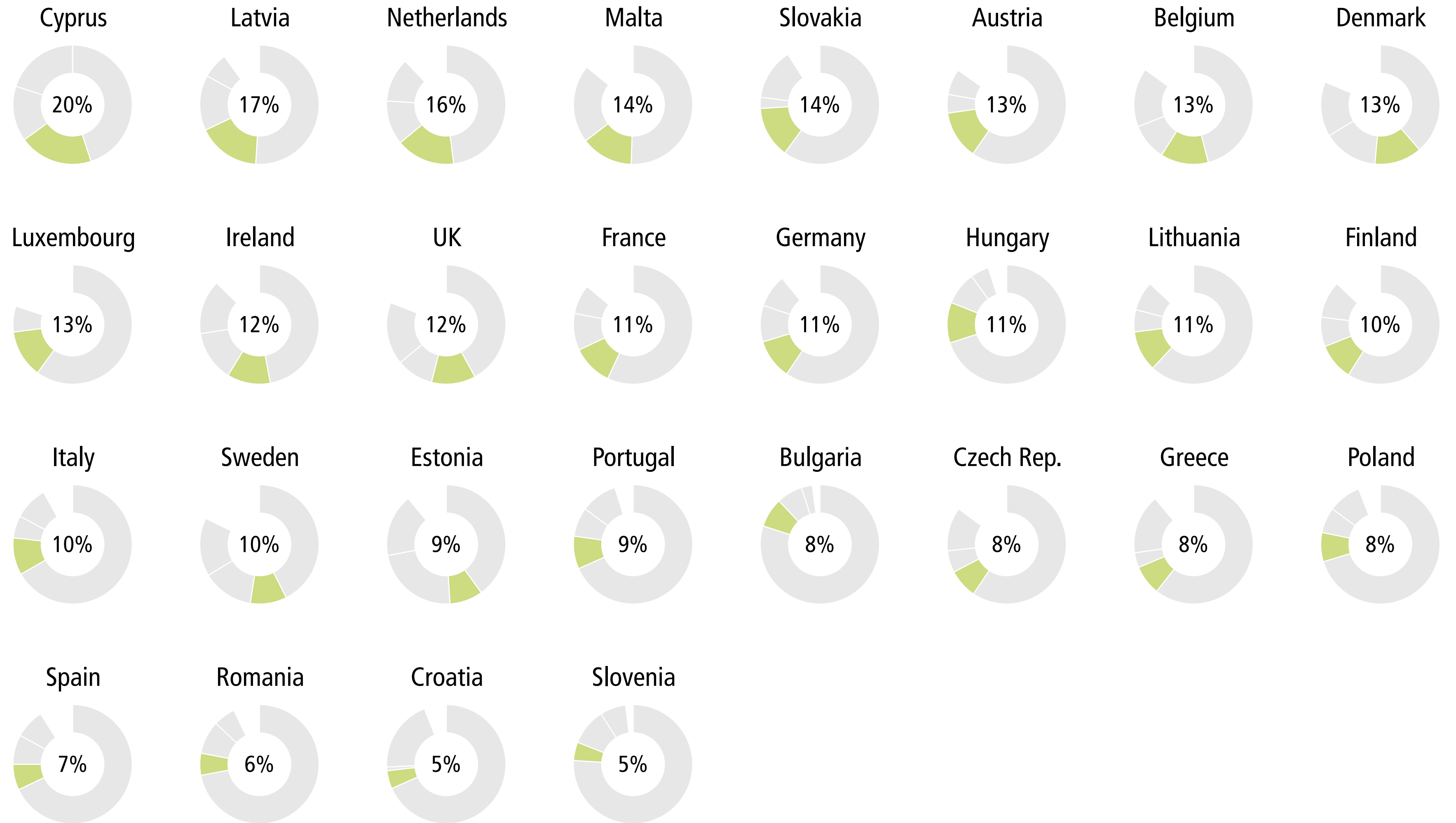
Q11

“In the EU, who should mainly be responsible for the following policy projects?”

All four actor levels



Countries	Policies
	All policies
	Single fiscal policy & Eurozone governance
	Fully completed single market
	Common social policy
	Common digital policy
	Common energy policy
	Single climate policy
	Integrated foreign and security policy
	Common policy in justice & home affairs
	Common immigration and asylum policy
	Common development assistance policy
	Common border police and coast guard
	<b>Common defence structures</b>
	Common China policy
	Common USA policy
	Common Russia policy
	Common Ukraine policy
	Common Syria policy
	Common MENA policy
	Policies & Partners Overview
	Preferred Actor Level
	<b>Preferred Actor Level (Public View)</b>
	Priorities and Favoured Partners

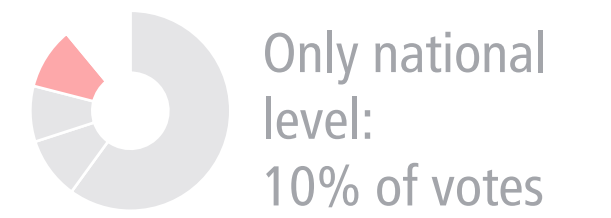
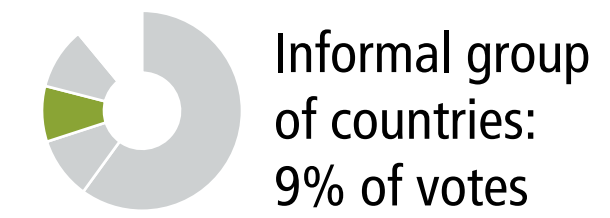
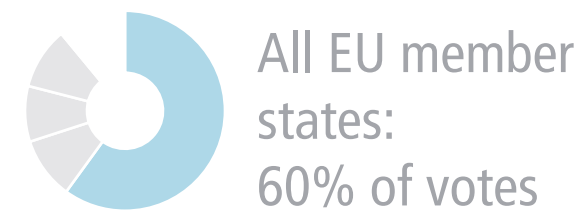


# Preferred Actor Level (Public View) Common defence structures

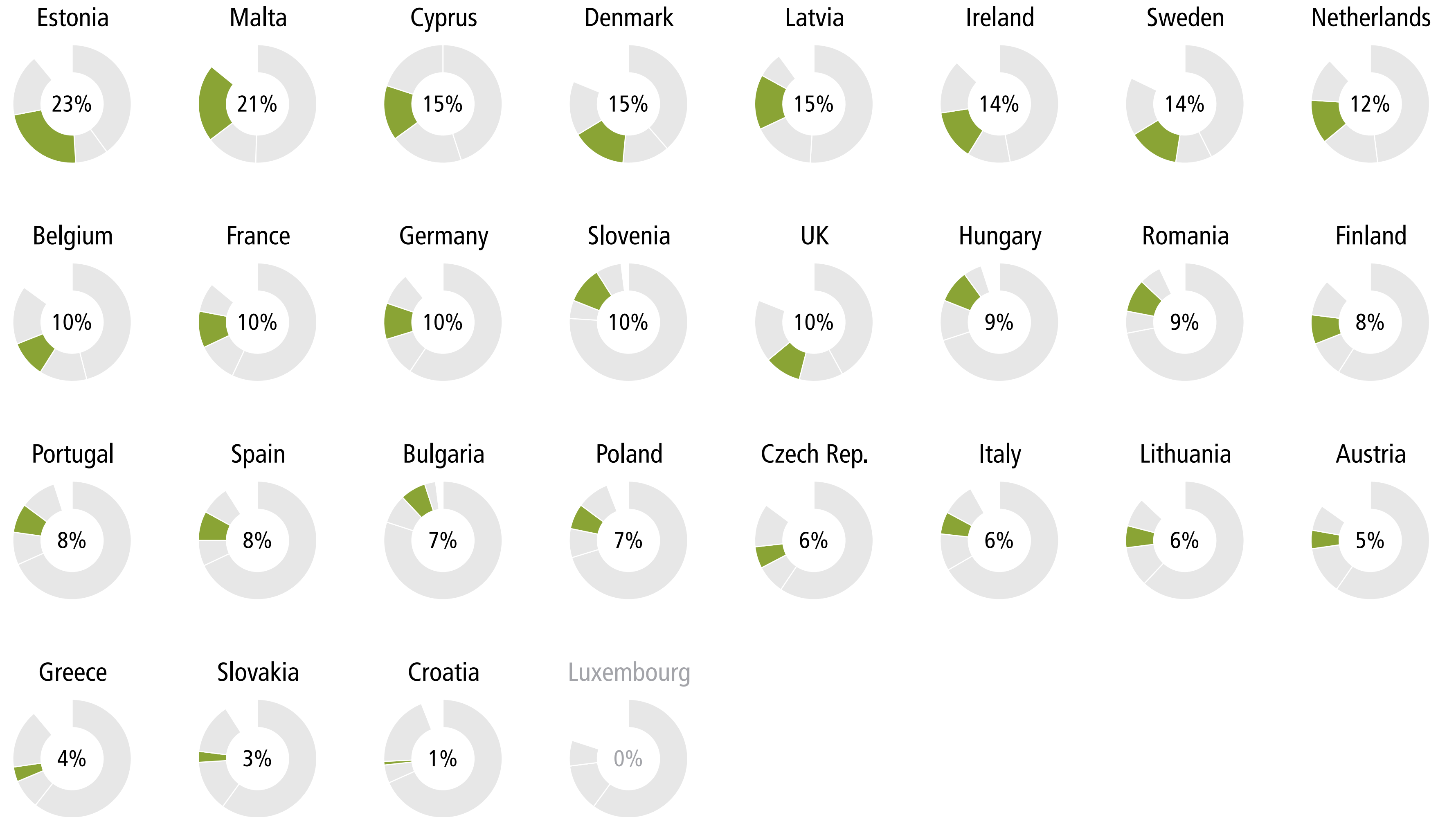
Q11

“In the EU, who should mainly be responsible for the following policy projects?”

All four actor levels



Countries	Policies
	All policies
	Single fiscal policy & Eurozone governance
	Fully completed single market
	Common social policy
	Common digital policy
	Common energy policy
	Single climate policy
	Integrated foreign and security policy
	Common policy in justice & home affairs
	Common immigration and asylum policy
	Common development assistance policy
	Common border police and coast guard
	<b>Common defence structures</b>
	Common China policy
	Common USA policy
	Common Russia policy
	Common Ukraine policy
	Common Syria policy
	Common MENA policy
	Policies & Partners Overview
	Preferred Actor Level
	<b>Preferred Actor Level (Public View)</b>
	Priorities and Favoured Partners



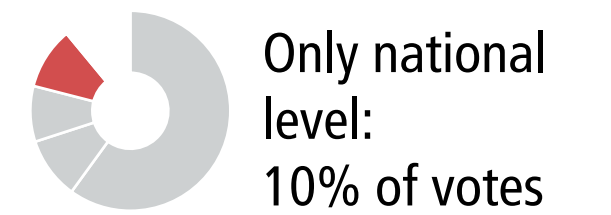
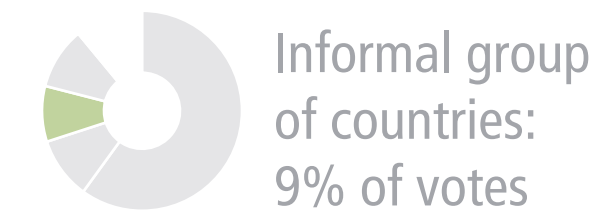
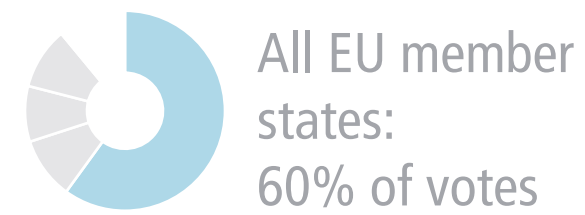


# Preferred Actor Level (Public View) Common defence structures

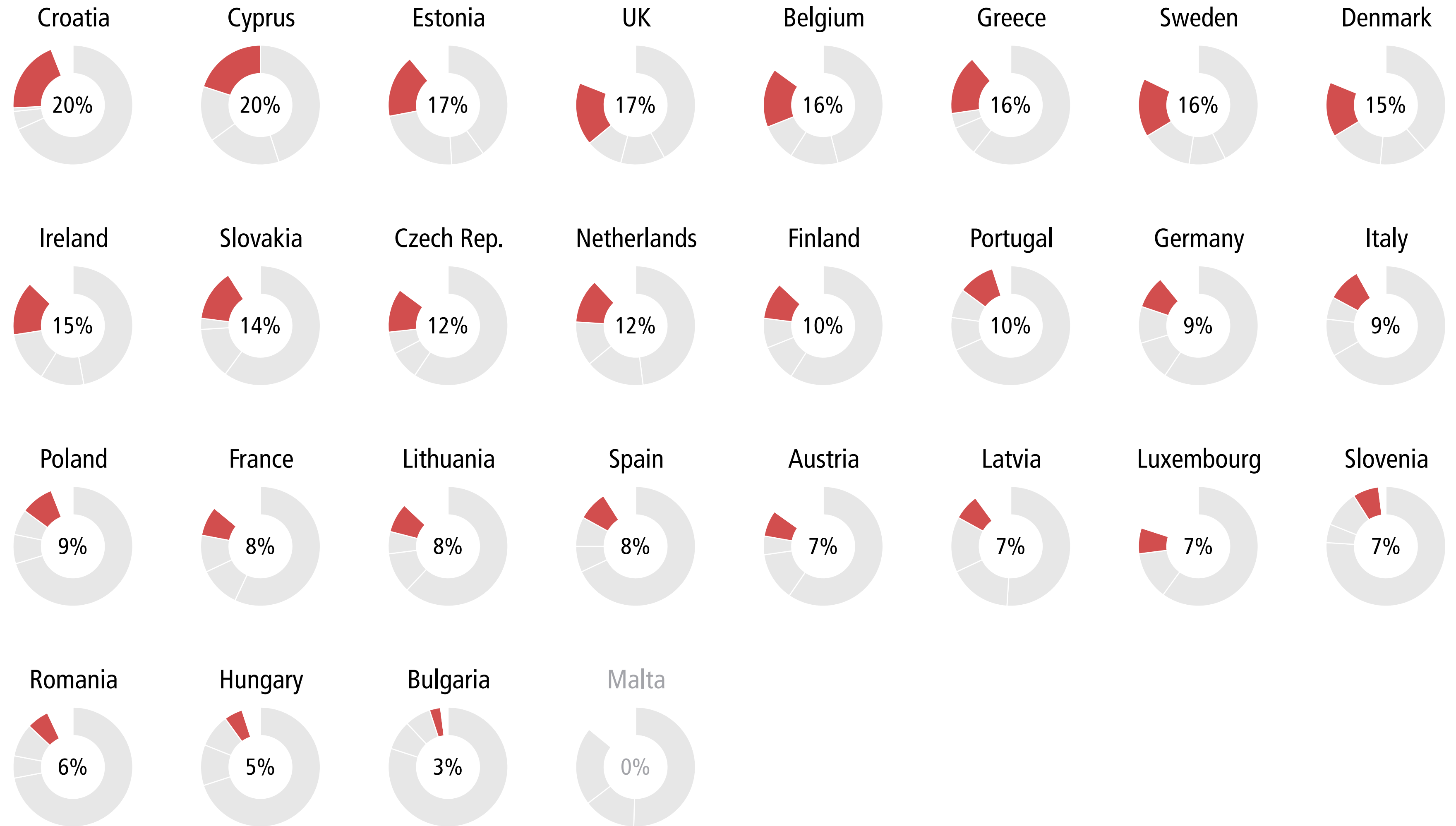
Q11

“In the EU, who should mainly be responsible for the following policy projects?”

All four actor levels



Countries	Policies
	All policies
	Single fiscal policy & Eurozone governance
	Fully completed single market
	Common social policy
	Common digital policy
	Common energy policy
	Single climate policy
	Integrated foreign and security policy
	Common policy in justice & home affairs
	Common immigration and asylum policy
	Common development assistance policy
	Common border police and coast guard
	<b>Common defence structures</b>
	Common China policy
	Common USA policy
	Common Russia policy
	Common Ukraine policy
	Common Syria policy
	Common MENA policy
	Policies & Partners Overview
	Preferred Actor Level
	<b>Preferred Actor Level (Public View)</b>
	Priorities and Favoured Partners

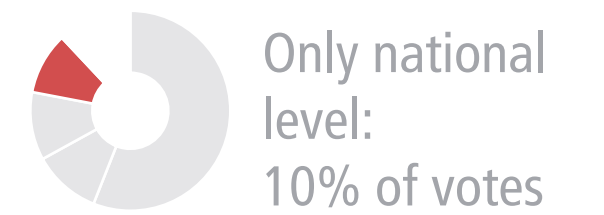
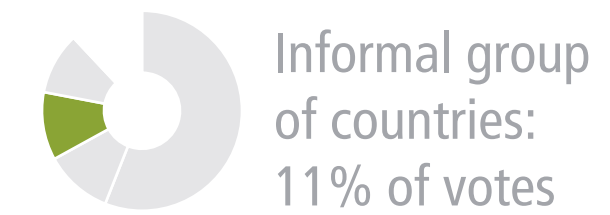



# Preferred Actor Level (Public View) Common China policy

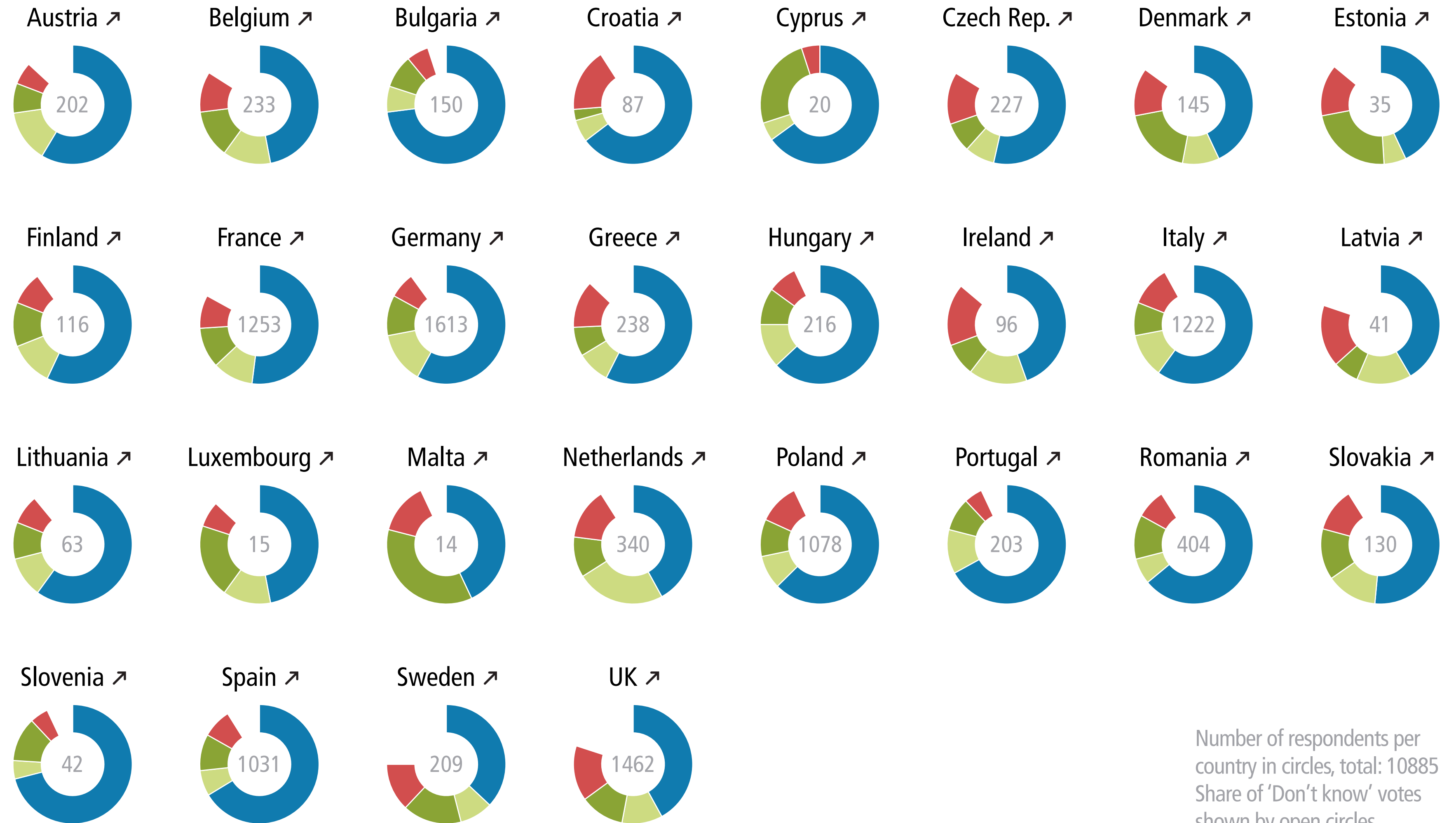
Q11

“In the EU, who should mainly be responsible for the following policy projects?”

All four actor levels



Countries	Policies
	All policies
	Single fiscal policy & Eurozone governance
	Fully completed single market
	Common social policy
	Common digital policy
	Common energy policy
	Single climate policy
	Integrated foreign and security policy
	Common policy in justice & home affairs
	Common immigration and asylum policy
	Common development assistance policy
	Common border police and coast guard
	Common defence structures
	<b>Common China policy</b>
	Common USA policy
	Common Russia policy
	Common Ukraine policy
	Common Syria policy
	Common MENA policy
	Policies & Partners Overview
	Preferred Actor Level
	<b>Preferred Actor Level (Public View)</b>
	Priorities and Favoured Partners



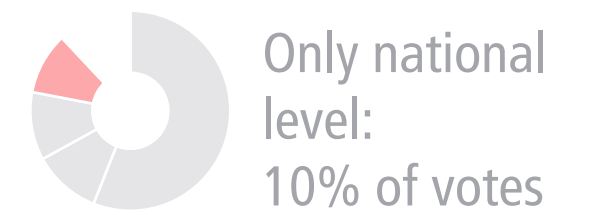
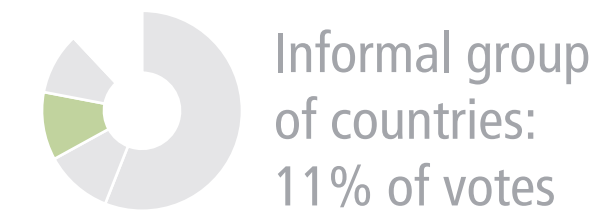
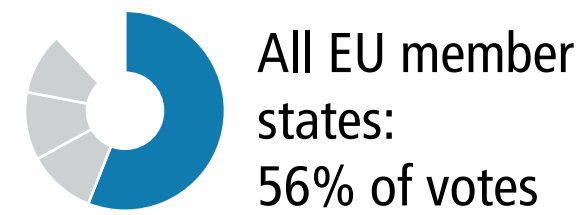
Number of respondents per country in circles, total: 10885  
Share of 'Don't know' votes shown by open circles

# Preferred Actor Level (Public View) Common China policy

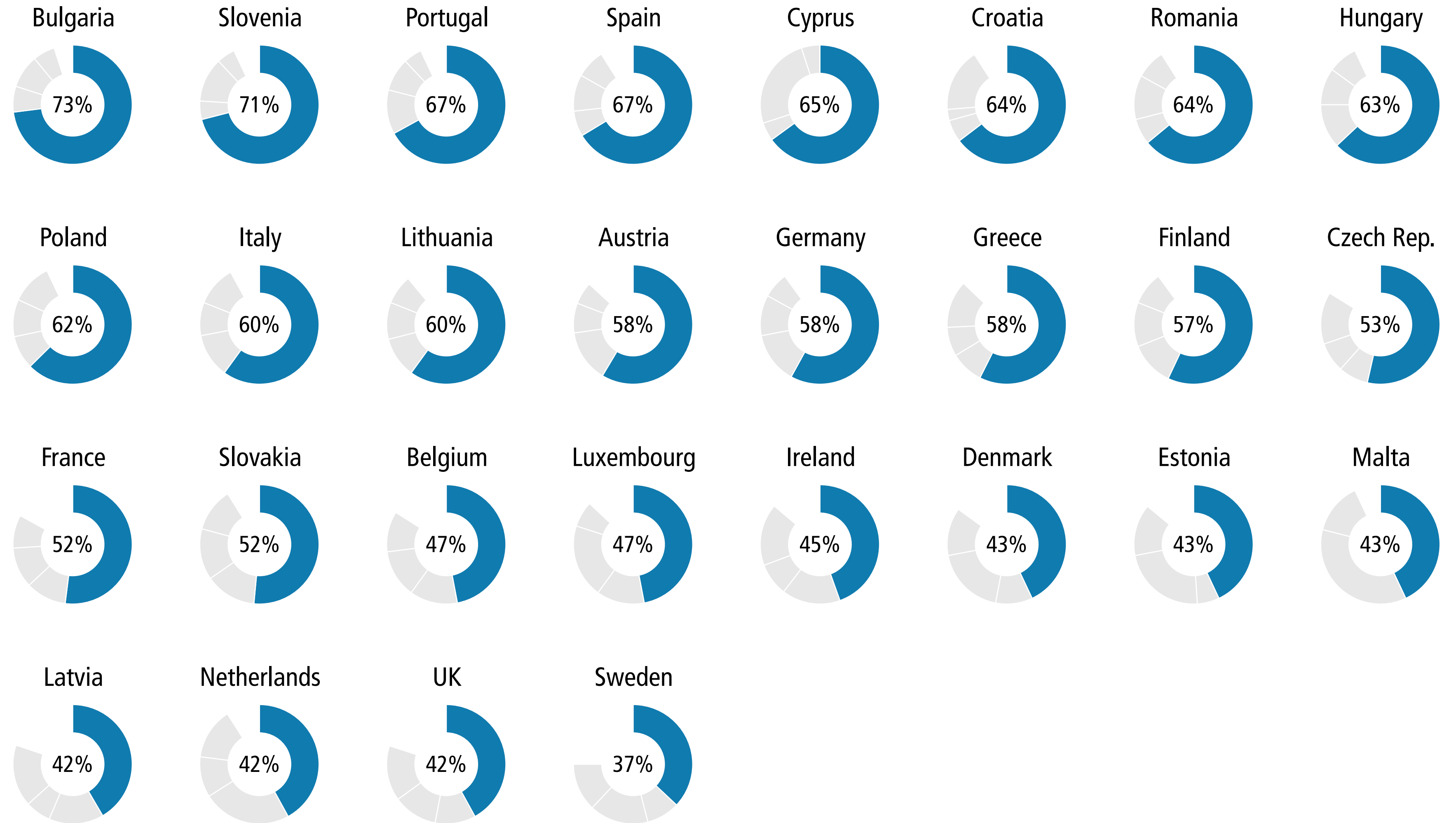
Q11

“In the EU, who should mainly be responsible for the following policy projects?”

All four actor levels



Countries	Policies
	All policies
	Single fiscal policy & Eurozone governance
	Fully completed single market
	Common social policy
	Common digital policy
	Common energy policy
	Single climate policy
	Integrated foreign and security policy
	Common policy in justice & home affairs
	Common immigration and asylum policy
	Common development assistance policy
	Common border police and coast guard
	Common defence structures
	<b>Common China policy</b>
	Common USA policy
	Common Russia policy
	Common Ukraine policy
	Common Syria policy
	Common MENA policy
	Policies & Partners Overview
	Preferred Actor Level
	<b>Preferred Actor Level (Public View)</b>
	Priorities and Favoured Partners



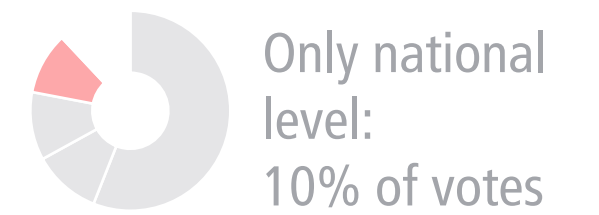
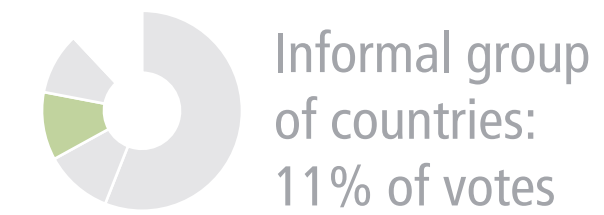



# Preferred Actor Level (Public View) Common China policy

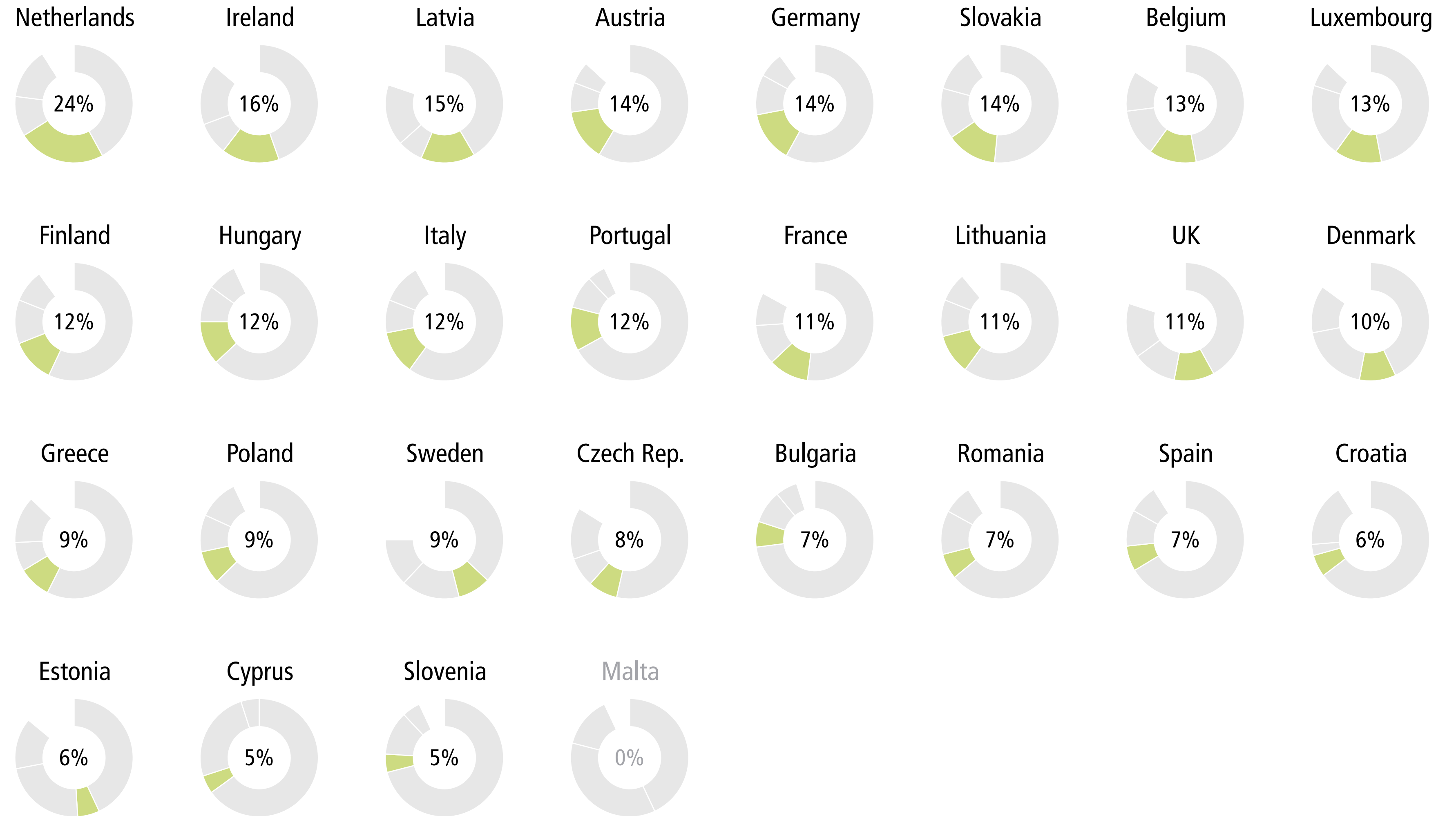
Q11

“In the EU, who should mainly be responsible for the following policy projects?”

All four actor levels



Countries	Policies
	All policies
	Single fiscal policy & Eurozone governance
	Fully completed single market
	Common social policy
	Common digital policy
	Common energy policy
	Single climate policy
	Integrated foreign and security policy
	Common policy in justice & home affairs
	Common immigration and asylum policy
	Common development assistance policy
	Common border police and coast guard
	Common defence structures
	<b>Common China policy</b>
	Common USA policy
	Common Russia policy
	Common Ukraine policy
	Common Syria policy
	Common MENA policy
	Policies & Partners Overview
	Preferred Actor Level
	<b>Preferred Actor Level (Public View)</b>
	Priorities and Favoured Partners

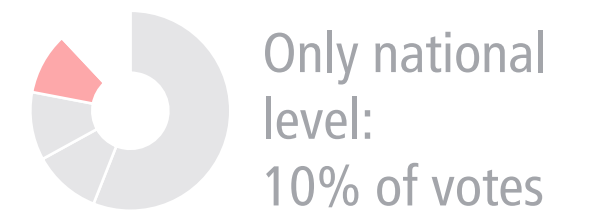
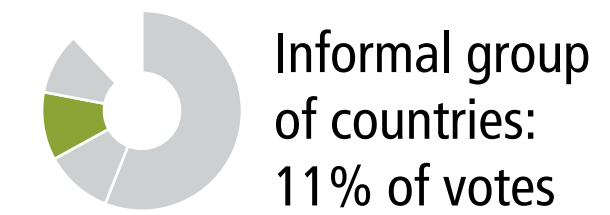



# Preferred Actor Level (Public View) Common China policy

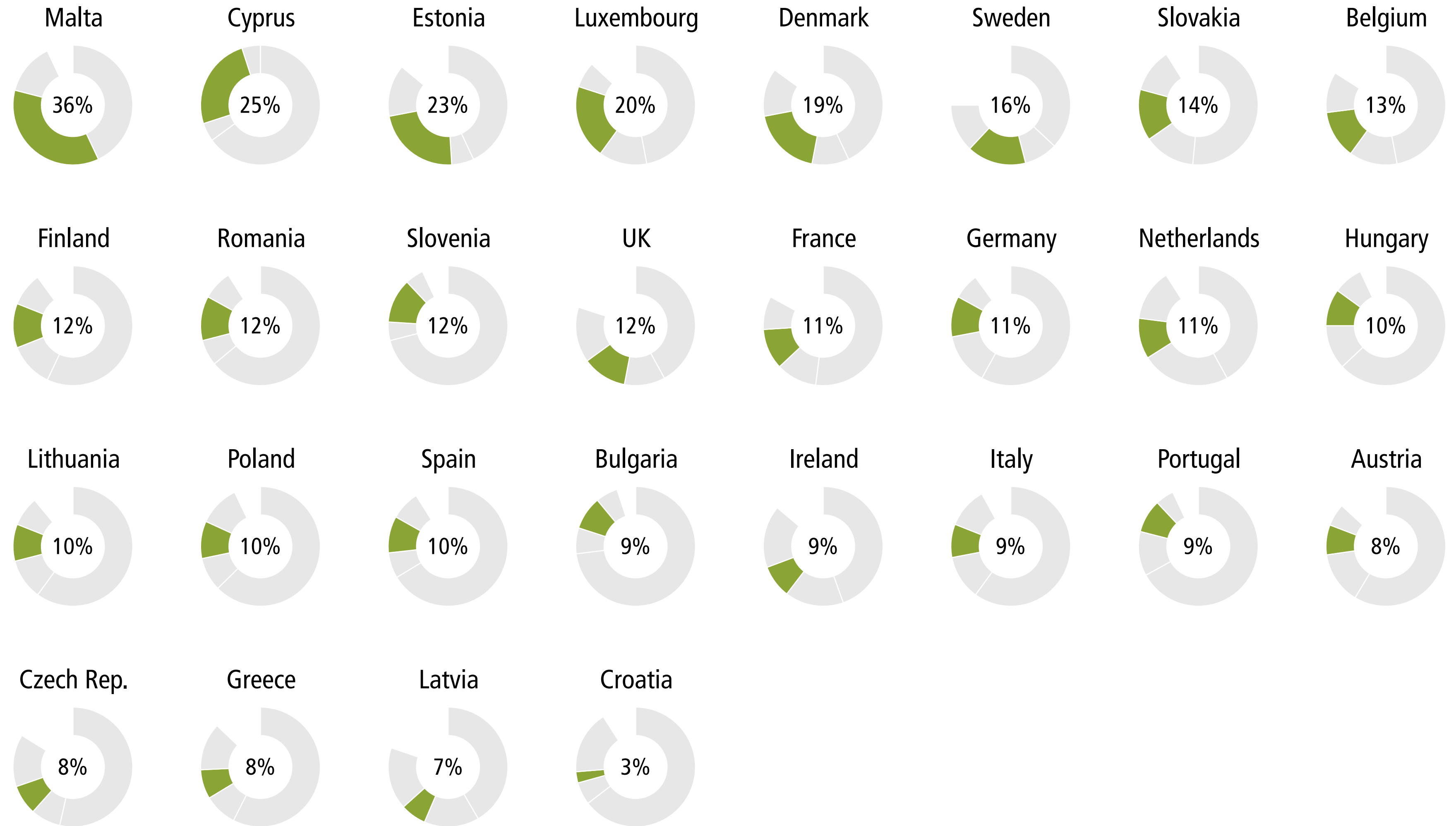
Q11

“In the EU, who should mainly be responsible for the following policy projects?”

All four actor levels



Countries	Policies
	All policies
	Single fiscal policy & Eurozone governance
	Fully completed single market
	Common social policy
	Common digital policy
	Common energy policy
	Single climate policy
	Integrated foreign and security policy
	Common policy in justice & home affairs
	Common immigration and asylum policy
	Common development assistance policy
	Common border police and coast guard
	Common defence structures
	<b>Common China policy</b>
	Common USA policy
	Common Russia policy
	Common Ukraine policy
	Common Syria policy
	Common MENA policy
	Policies & Partners Overview
	Preferred Actor Level
	<b>Preferred Actor Level (Public View)</b>
	Priorities and Favoured Partners

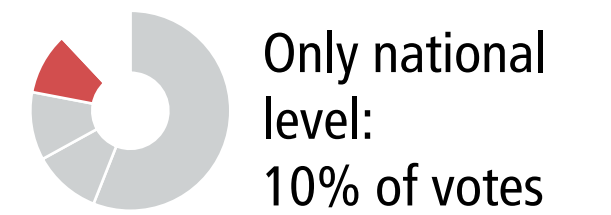
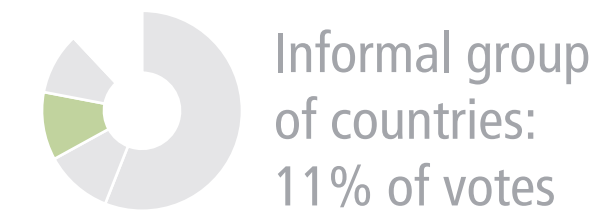



# Preferred Actor Level (Public View) Common China policy

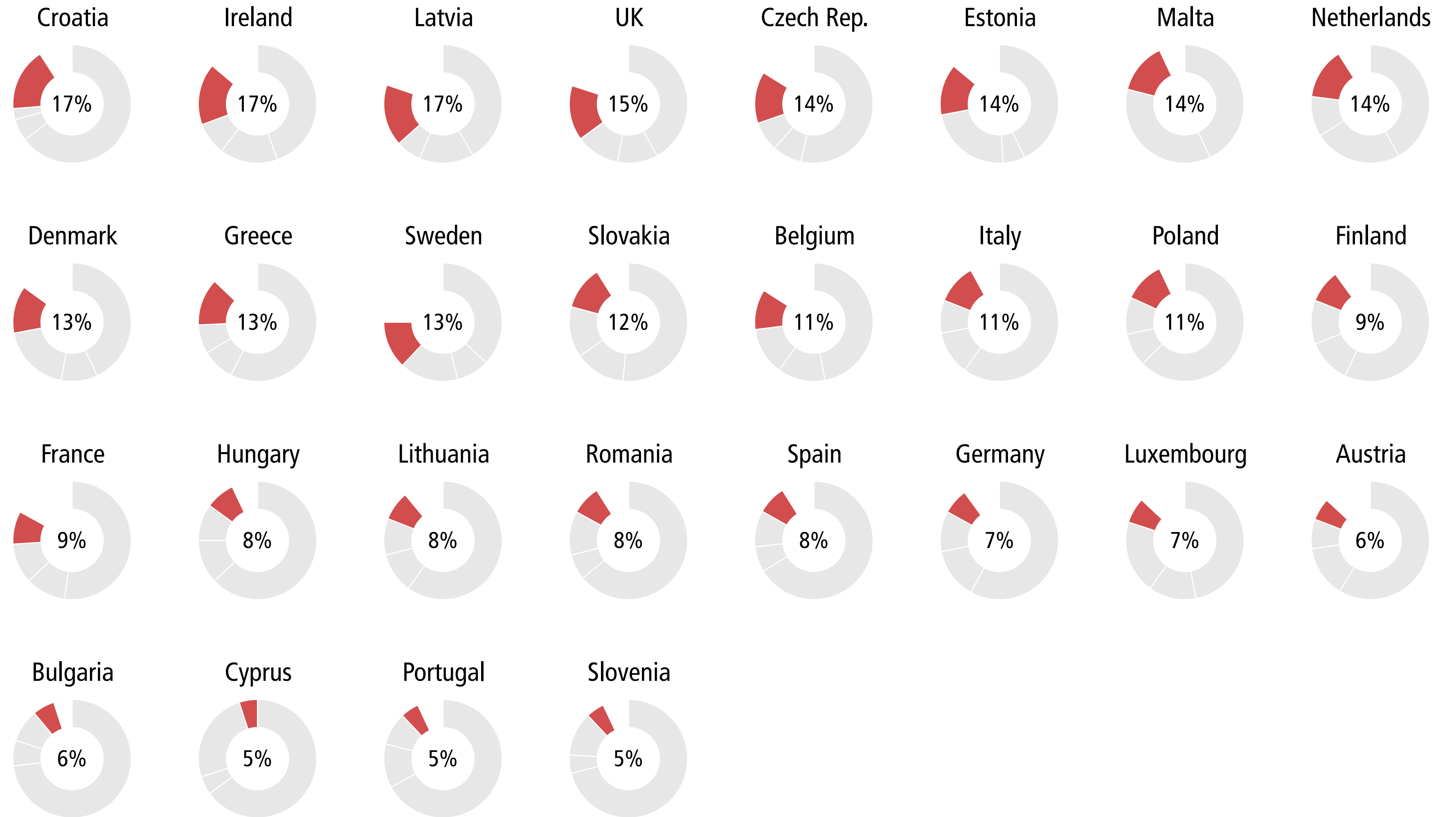
Q11

“In the EU, who should mainly be responsible for the following policy projects?”

All four actor levels



Countries	Policies
	All policies
	Single fiscal policy & Eurozone governance
	Fully completed single market
	Common social policy
	Common digital policy
	Common energy policy
	Single climate policy
	Integrated foreign and security policy
	Common policy in justice & home affairs
	Common immigration and asylum policy
	Common development assistance policy
	Common border police and coast guard
	Common defence structures
	<b>Common China policy</b>
	Common USA policy
	Common Russia policy
	Common Ukraine policy
	Common Syria policy
	Common MENA policy
	Policies & Partners Overview
	Preferred Actor Level
	<b>Preferred Actor Level (Public View)</b>
	Priorities and Favoured Partners



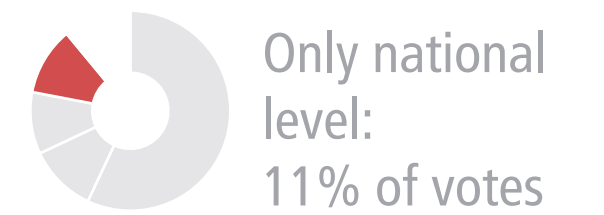
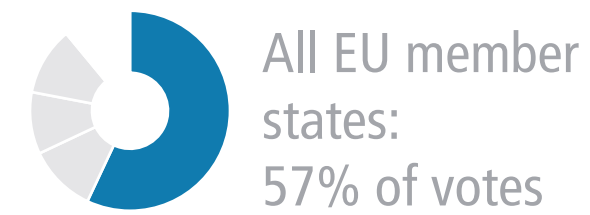


# Preferred Actor Level (Public View) Common USA policy

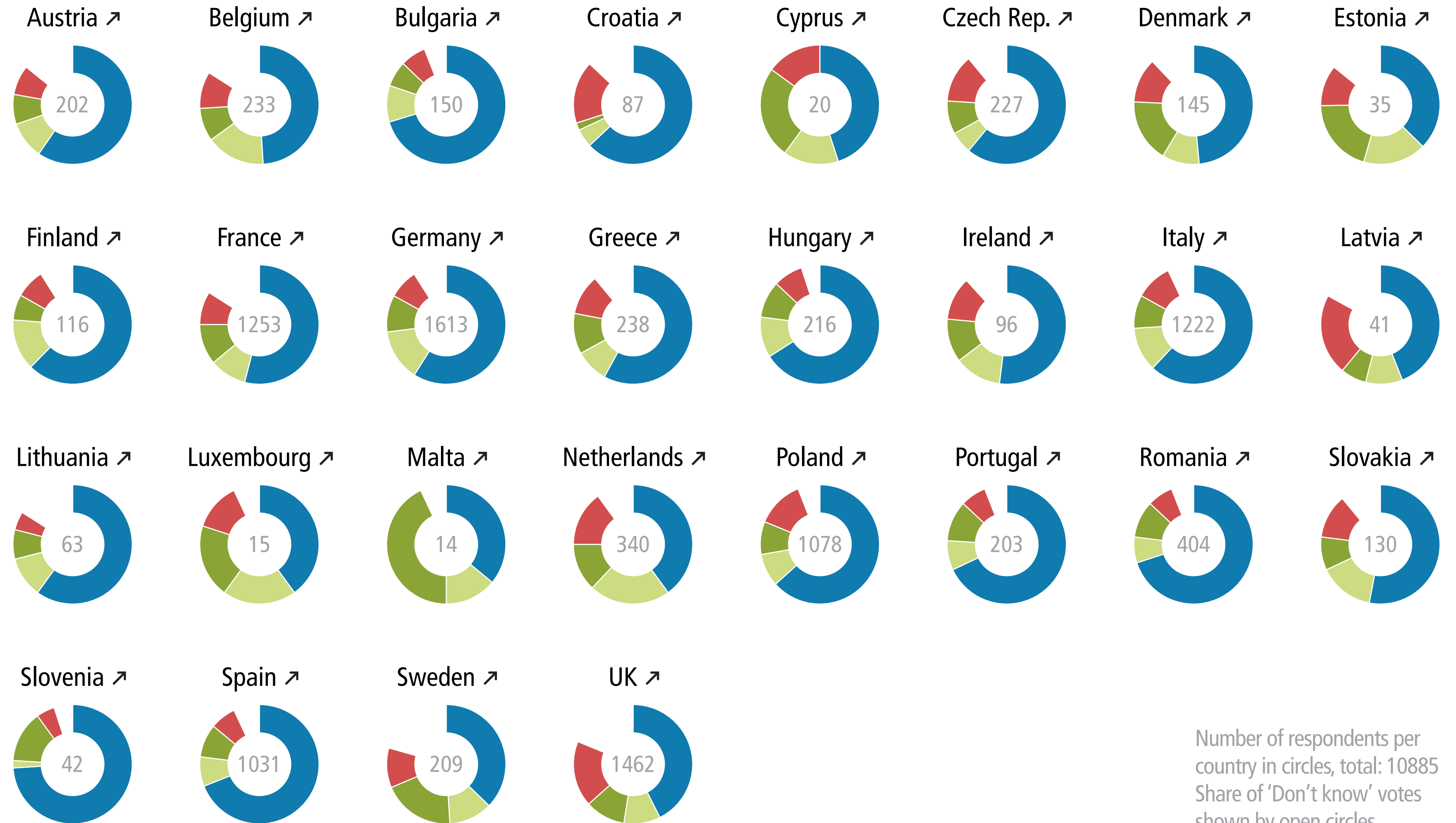
Q11

“In the EU, who should mainly be responsible for the following policy projects?”

All four actor levels



Countries	Policies
	All policies
	Single fiscal policy & Eurozone governance
	Fully completed single market
	Common social policy
	Common digital policy
	Common energy policy
	Single climate policy
	Integrated foreign and security policy
	Common policy in justice & home affairs
	Common immigration and asylum policy
	Common development assistance policy
	Common border police and coast guard
	Common defence structures
	Common China policy
	<b>Common USA policy</b>
	Common Russia policy
	Common Ukraine policy
	Common Syria policy
	Common MENA policy
	Policies & Partners Overview
	Preferred Actor Level
	<b>Preferred Actor Level (Public View)</b>
	Priorities and Favoured Partners



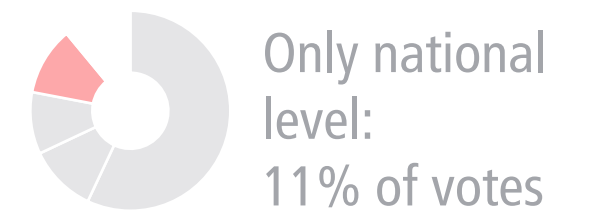
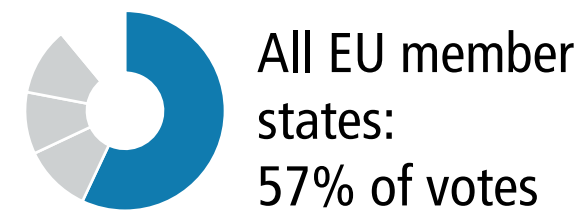
Number of respondents per country in circles, total: 10885  
Share of 'Don't know' votes shown by open circles

# Preferred Actor Level (Public View) Common USA policy

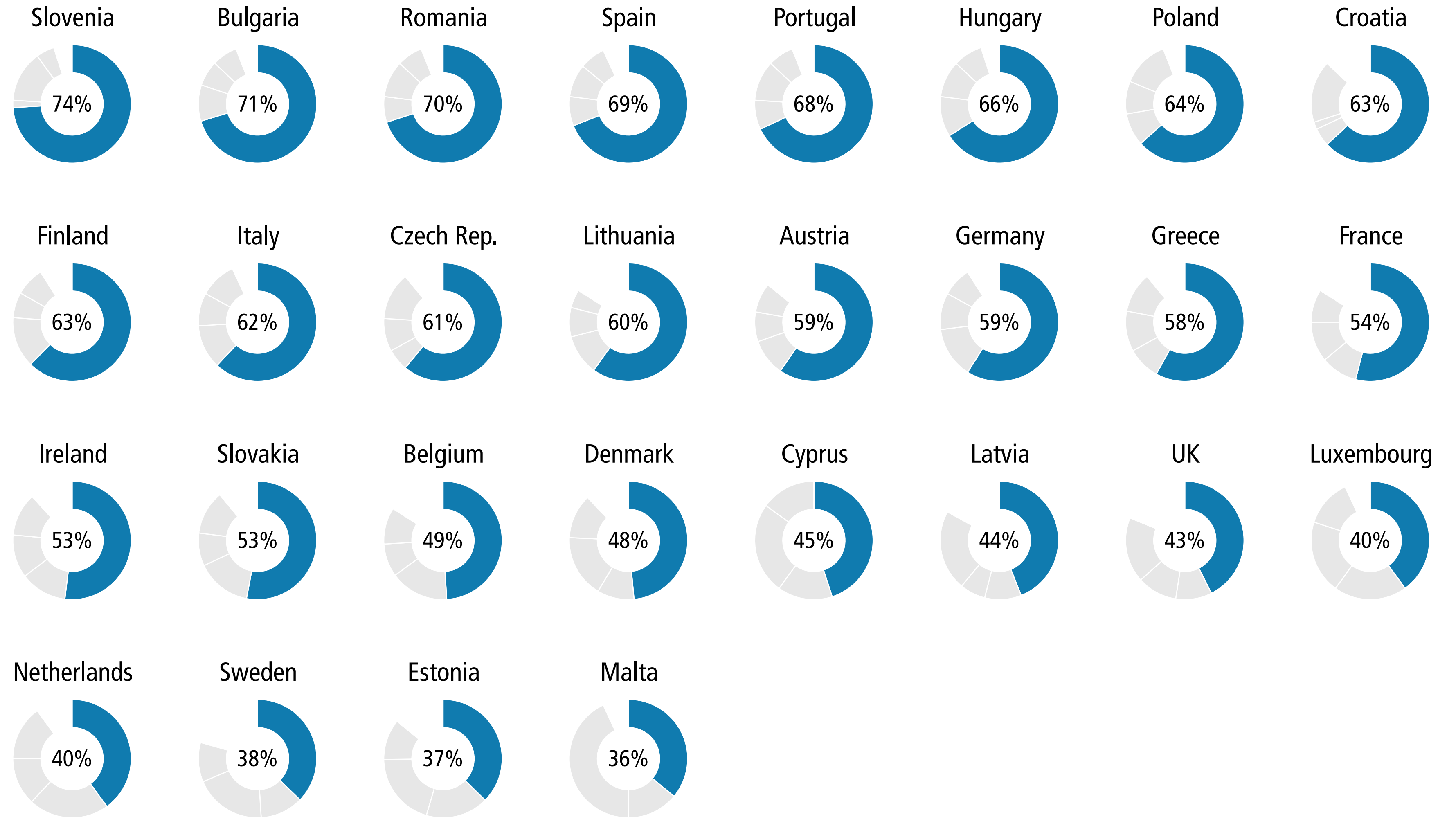
Q11

“In the EU, who should mainly be responsible for the following policy projects?”

All four actor levels



Countries	Policies
	All policies
	Single fiscal policy & Eurozone governance
	Fully completed single market
	Common social policy
	Common digital policy
	Common energy policy
	Single climate policy
	Integrated foreign and security policy
	Common policy in justice & home affairs
	Common immigration and asylum policy
	Common development assistance policy
	Common border police and coast guard
	Common defence structures
	Common China policy
	<b>Common USA policy</b>
	Common Russia policy
	Common Ukraine policy
	Common Syria policy
	Common MENA policy
	Policies & Partners Overview
	Preferred Actor Level
	<b>Preferred Actor Level (Public View)</b>
	Priorities and Favoured Partners

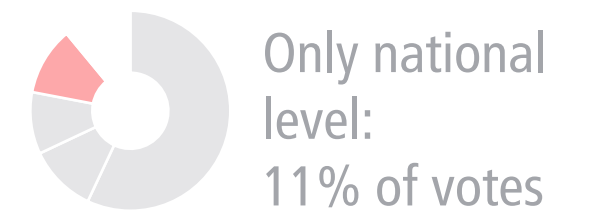



# Preferred Actor Level (Public View) Common USA policy

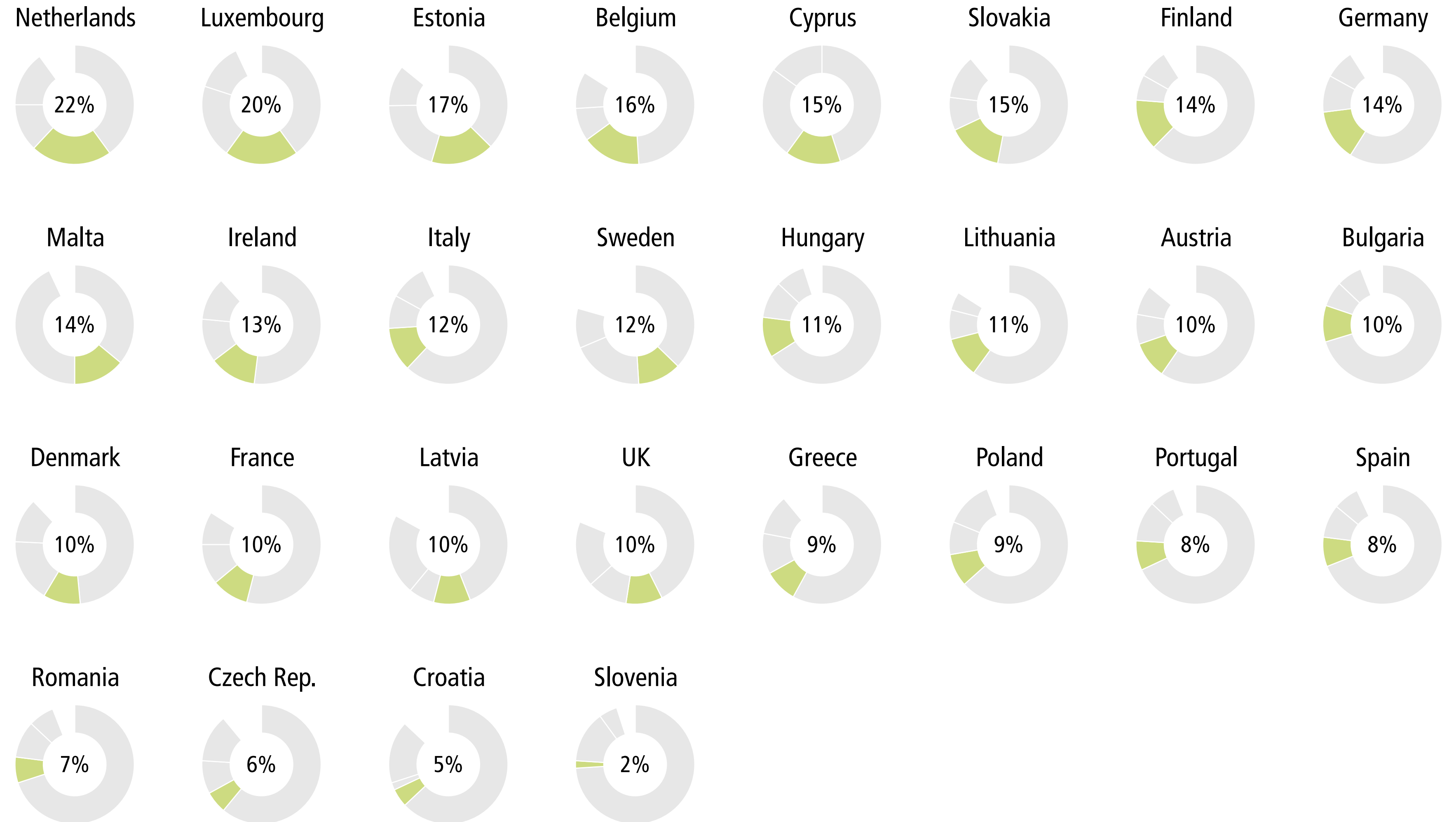
Q11

“In the EU, who should mainly be responsible for the following policy projects?”

All four actor levels



Countries	Policies
	All policies
	Single fiscal policy & Eurozone governance
	Fully completed single market
	Common social policy
	Common digital policy
	Common energy policy
	Single climate policy
	Integrated foreign and security policy
	Common policy in justice & home affairs
	Common immigration and asylum policy
	Common development assistance policy
	Common border police and coast guard
	Common defence structures
	Common China policy
	<b>Common USA policy</b>
	Common Russia policy
	Common Ukraine policy
	Common Syria policy
	Common MENA policy
	Policies & Partners Overview
	Preferred Actor Level
	<b>Preferred Actor Level (Public View)</b>
	Priorities and Favoured Partners



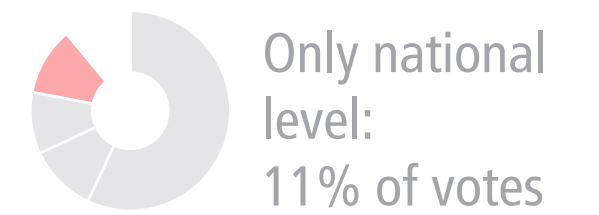



# Preferred Actor Level (Public View) Common USA policy

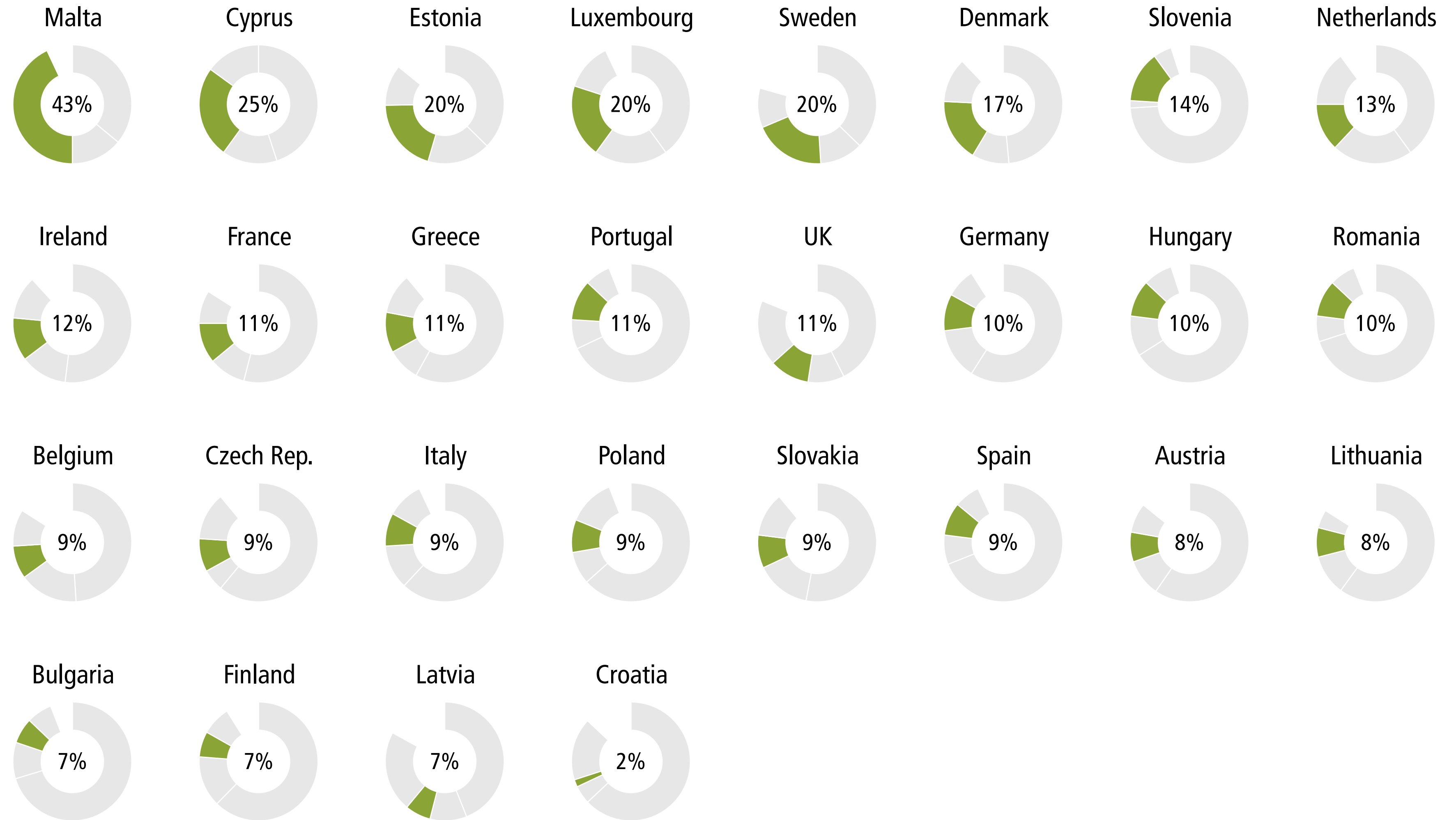
Q11

“In the EU, who should mainly be responsible for the following policy projects?”

All four actor levels



Countries	Policies
	All policies
	Single fiscal policy & Eurozone governance
	Fully completed single market
	Common social policy
	Common digital policy
	Common energy policy
	Single climate policy
	Integrated foreign and security policy
	Common policy in justice & home affairs
	Common immigration and asylum policy
	Common development assistance policy
	Common border police and coast guard
	Common defence structures
	Common China policy
	<b>Common USA policy</b>
	Common Russia policy
	Common Ukraine policy
	Common Syria policy
	Common MENA policy
	Policies & Partners Overview
	Preferred Actor Level
	<b>Preferred Actor Level (Public View)</b>
	Priorities and Favoured Partners

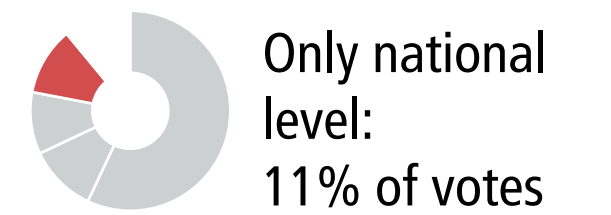



# Preferred Actor Level (Public View) Common USA policy

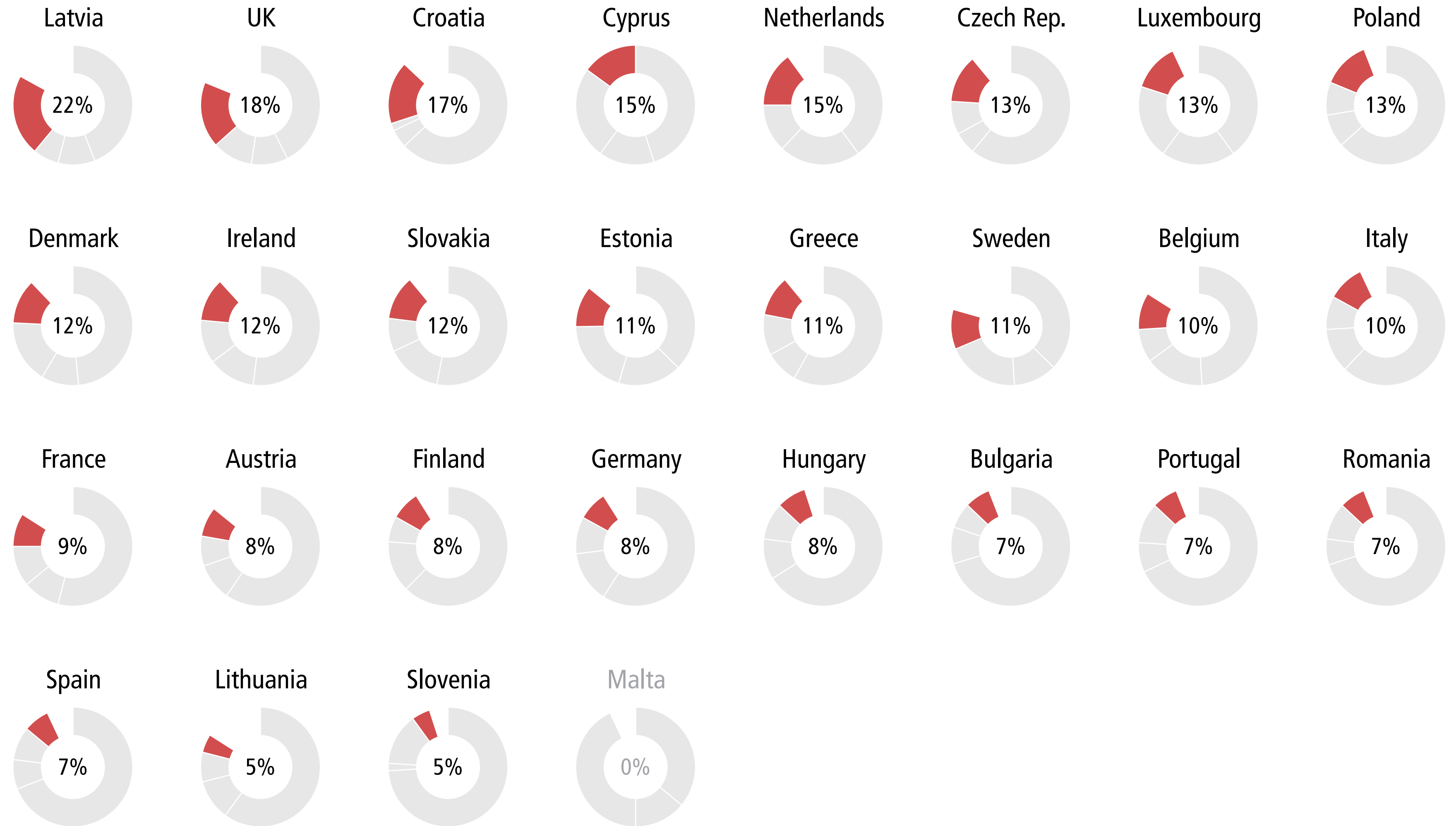
Q11

“In the EU, who should mainly be responsible for the following policy projects?”

All four actor levels



Countries	Policies
	All policies
	Single fiscal policy & Eurozone governance
	Fully completed single market
	Common social policy
	Common digital policy
	Common energy policy
	Single climate policy
	Integrated foreign and security policy
	Common policy in justice & home affairs
	Common immigration and asylum policy
	Common development assistance policy
	Common border police and coast guard
	Common defence structures
	Common China policy
	<b>Common USA policy</b>
	Common Russia policy
	Common Ukraine policy
	Common Syria policy
	Common MENA policy
	Policies & Partners Overview
	Preferred Actor Level
	<b>Preferred Actor Level (Public View)</b>
	Priorities and Favoured Partners

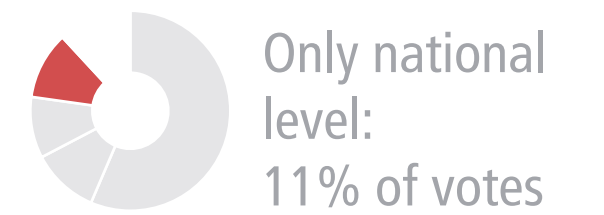
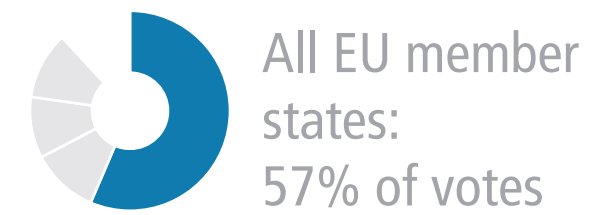


# Preferred Actor Level (Public View) Common Russia policy

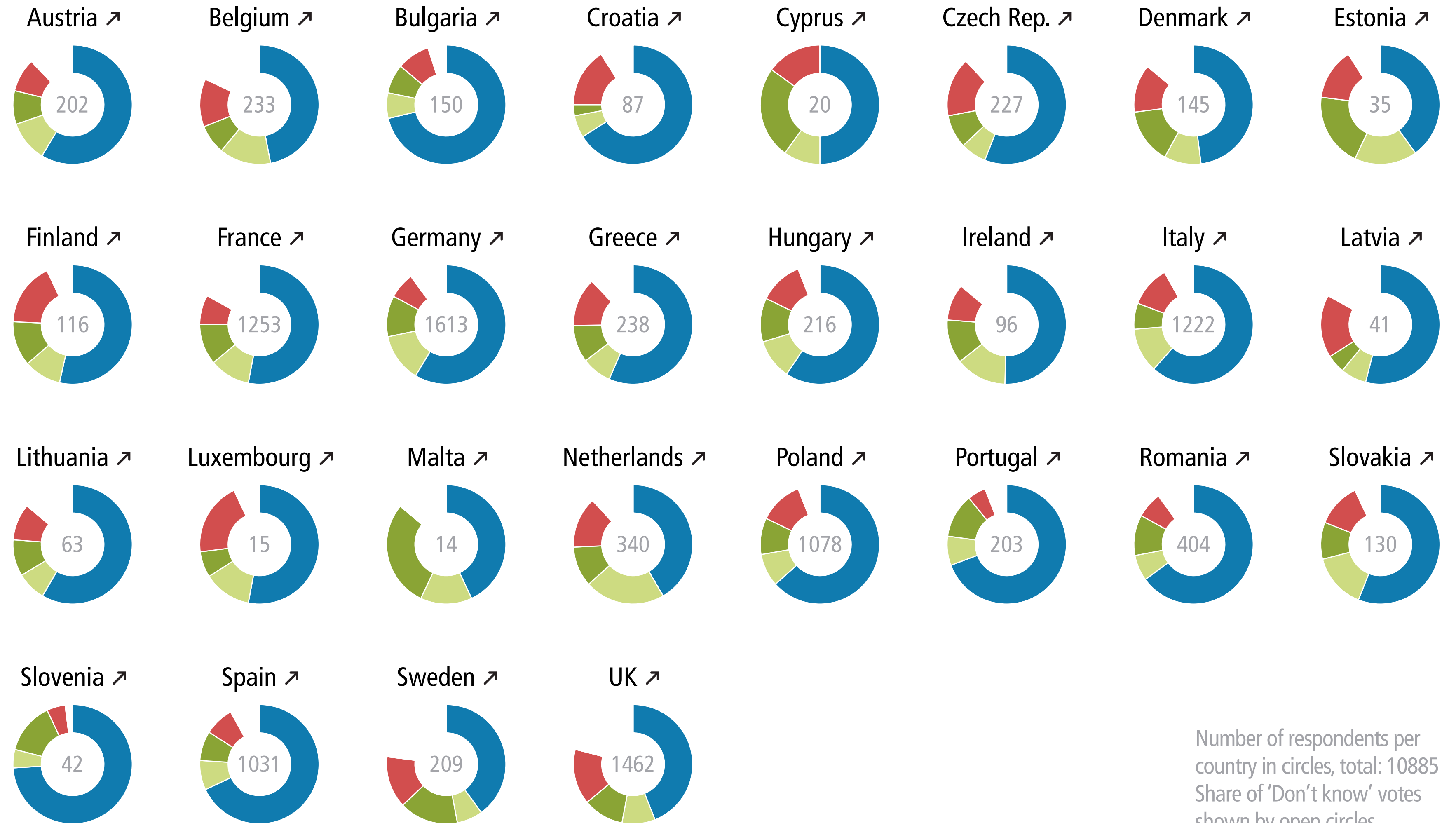
Q11

“In the EU, who should mainly be responsible for the following policy projects?”

All four actor levels



Countries	Policies
	All policies
	Single fiscal policy & Eurozone governance
	Fully completed single market
	Common social policy
	Common digital policy
	Common energy policy
	Single climate policy
	Integrated foreign and security policy
	Common policy in justice & home affairs
	Common immigration and asylum policy
	Common development assistance policy
	Common border police and coast guard
	Common defence structures
	Common China policy
	Common USA policy
	<b>Common Russia policy</b>
	Common Ukraine policy
	Common Syria policy
	Common MENA policy
	Policies & Partners Overview
	Preferred Actor Level
	<b>Preferred Actor Level (Public View)</b>
	Priorities and Favoured Partners



Number of respondents per country in circles, total: 10885  
Share of 'Don't know' votes shown by open circles

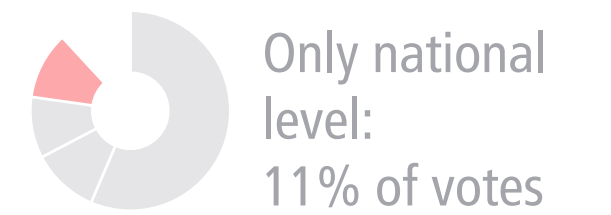
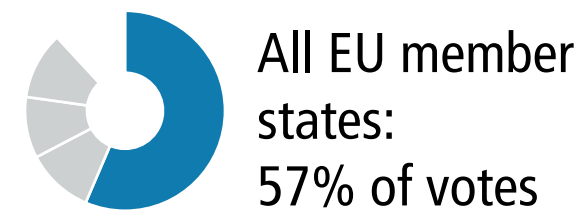


# Preferred Actor Level (Public View) Common Russia policy

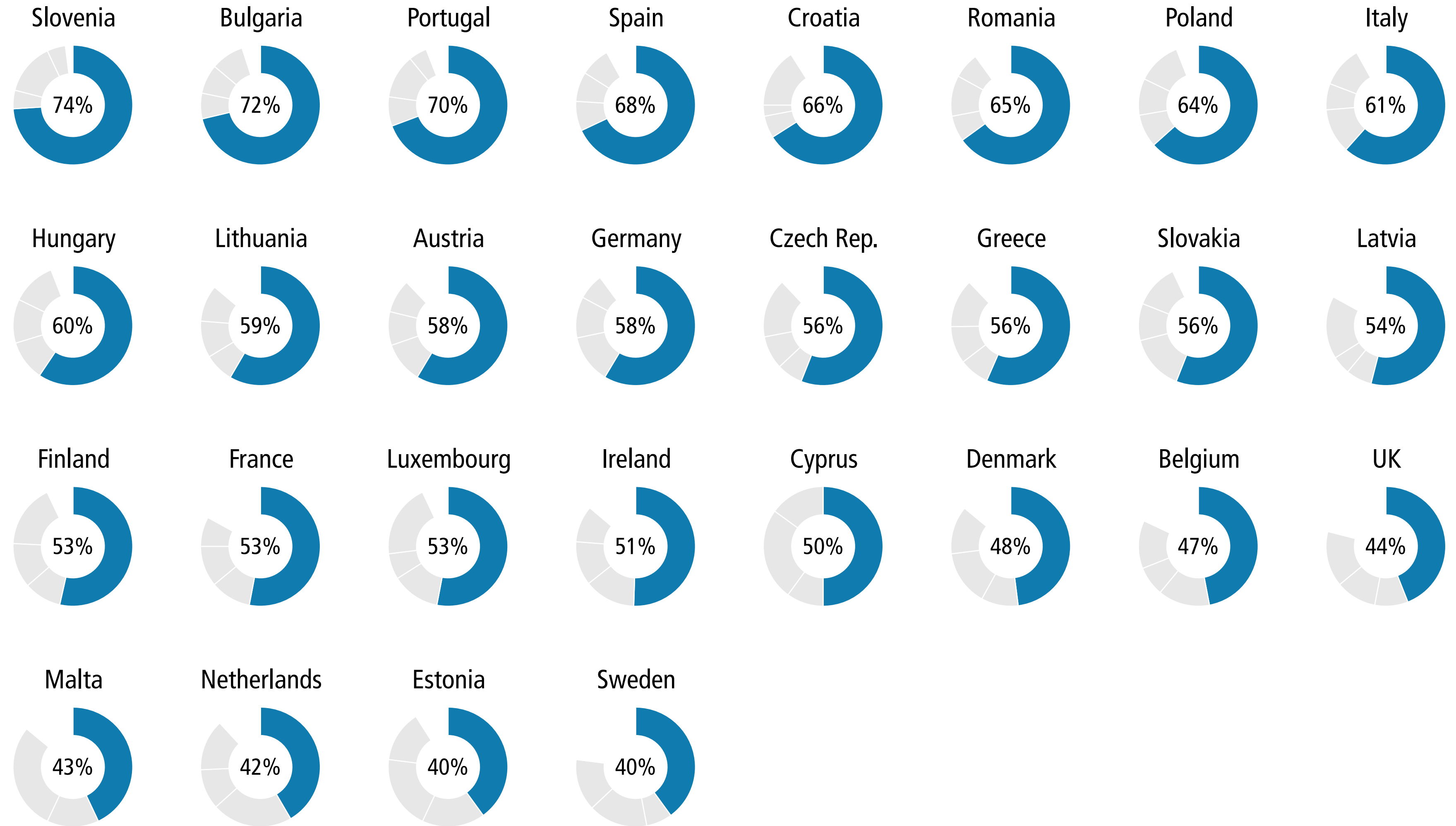
Q11

“In the EU, who should mainly be responsible for the following policy projects?”

All four actor levels



Countries	Policies
	All policies
	Single fiscal policy & Eurozone governance
	Fully completed single market
	Common social policy
	Common digital policy
	Common energy policy
	Single climate policy
	Integrated foreign and security policy
	Common policy in justice & home affairs
	Common immigration and asylum policy
	Common development assistance policy
	Common border police and coast guard
	Common defence structures
	Common China policy
	Common USA policy
	<b>Common Russia policy</b>
	Common Ukraine policy
	Common Syria policy
	Common MENA policy
	Policies & Partners Overview
	Preferred Actor Level
	<b>Preferred Actor Level (Public View)</b>
	Priorities and Favoured Partners

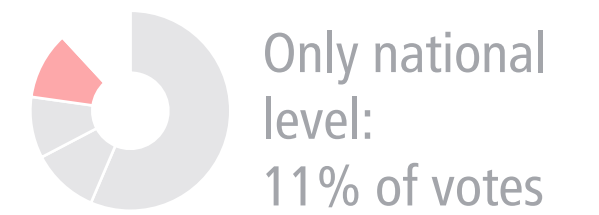



# Preferred Actor Level (Public View) Common Russia policy

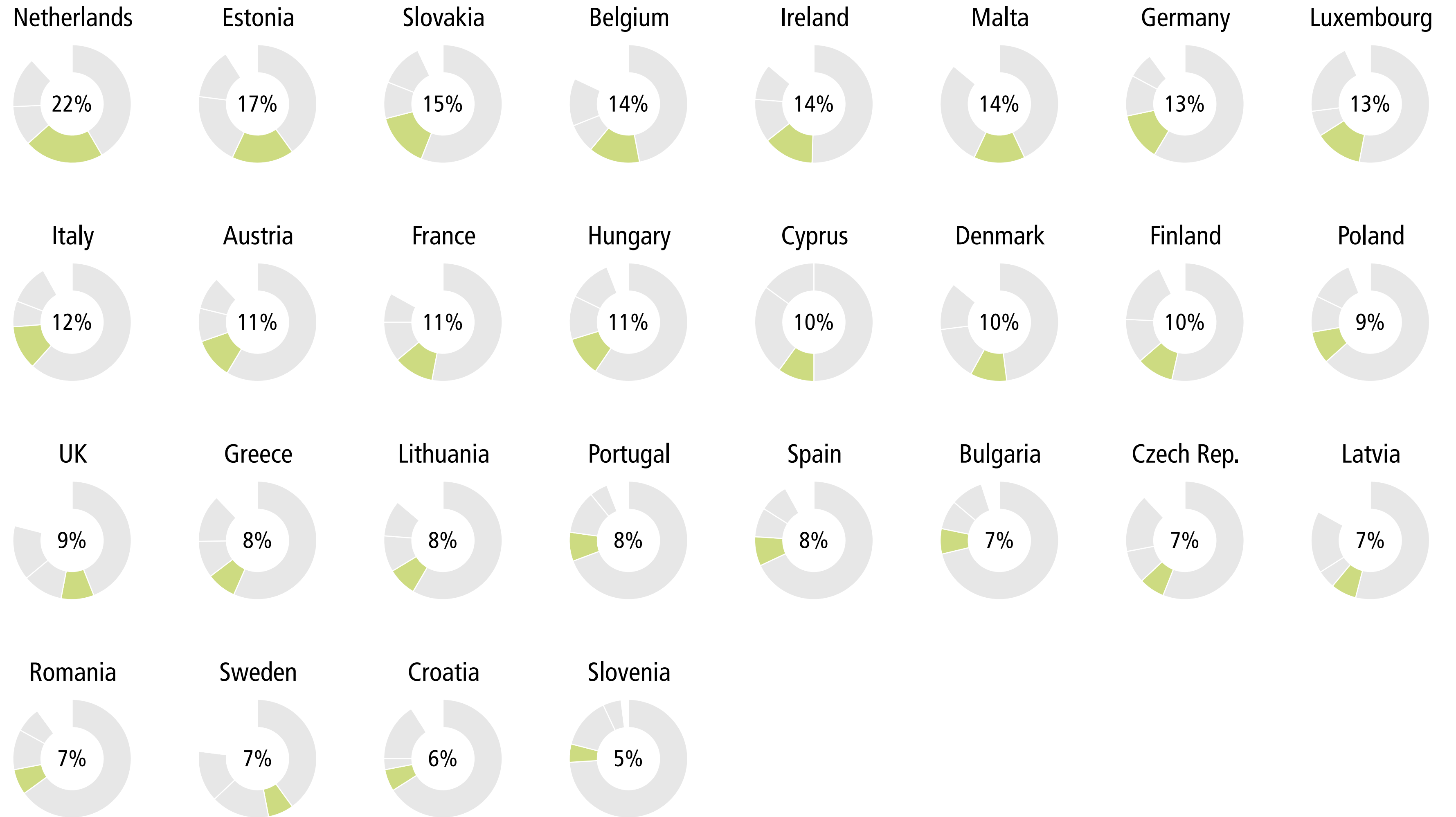
Q11

“In the EU, who should mainly be responsible for the following policy projects?”

All four actor levels



Countries	Policies
	All policies
	Single fiscal policy & Eurozone governance
	Fully completed single market
	Common social policy
	Common digital policy
	Common energy policy
	Single climate policy
	Integrated foreign and security policy
	Common policy in justice & home affairs
	Common immigration and asylum policy
	Common development assistance policy
	Common border police and coast guard
	Common defence structures
	Common China policy
	Common USA policy
	<b>Common Russia policy</b>
	Common Ukraine policy
	Common Syria policy
	Common MENA policy
	Policies & Partners Overview
	Preferred Actor Level
	<b>Preferred Actor Level (Public View)</b>
	Priorities and Favoured Partners

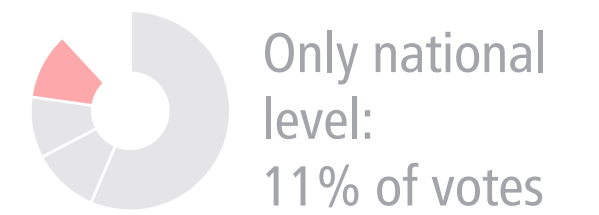



# Preferred Actor Level (Public View) Common Russia policy

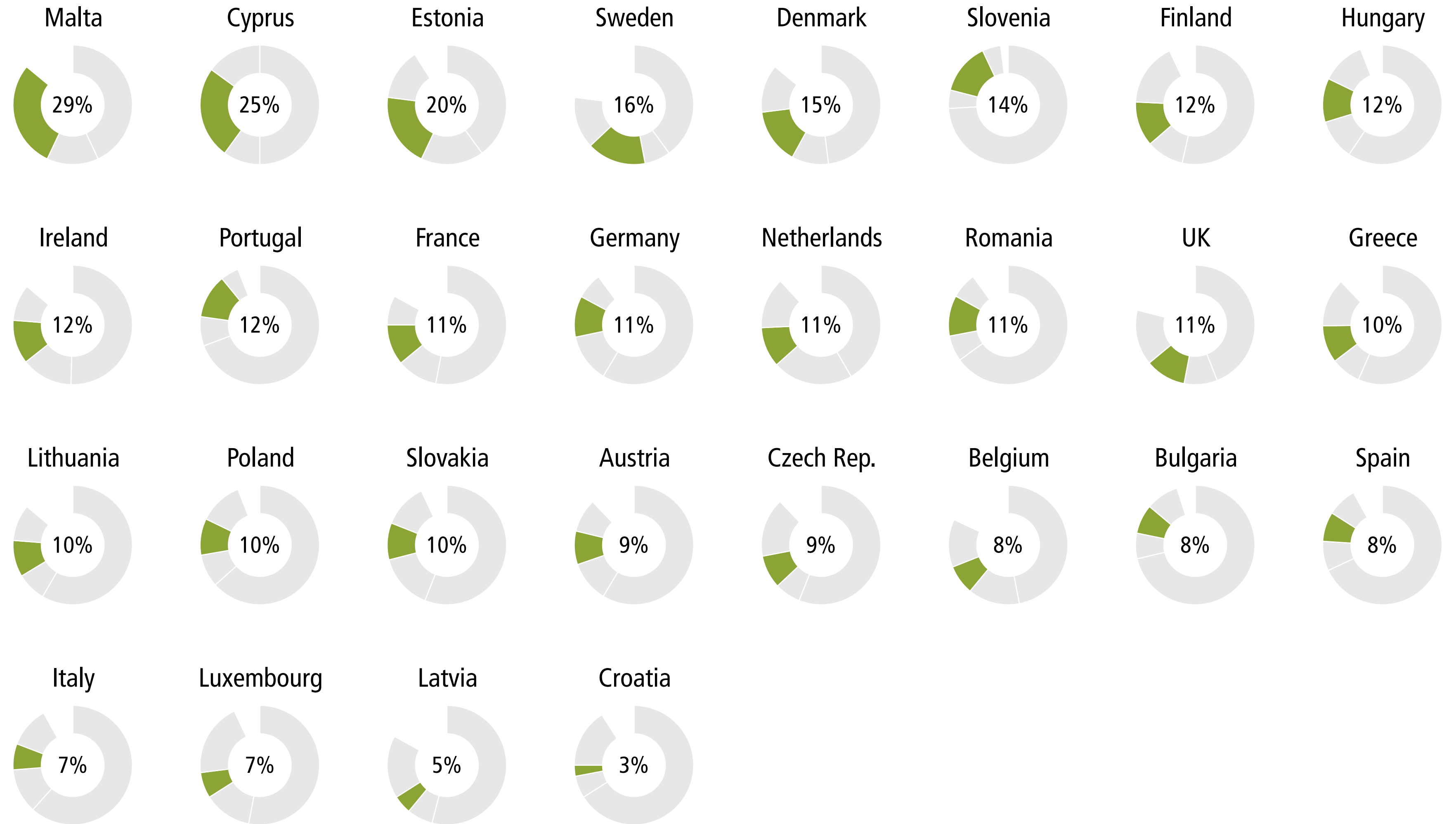
Q11

“In the EU, who should mainly be responsible for the following policy projects?”

All four actor levels



Countries	Policies
	All policies
	Single fiscal policy & Eurozone governance
	Fully completed single market
	Common social policy
	Common digital policy
	Common energy policy
	Single climate policy
	Integrated foreign and security policy
	Common policy in justice & home affairs
	Common immigration and asylum policy
	Common development assistance policy
	Common border police and coast guard
	Common defence structures
	Common China policy
	Common USA policy
	<b>Common Russia policy</b>
	Common Ukraine policy
	Common Syria policy
	Common MENA policy
	Policies & Partners Overview
	Preferred Actor Level
	<b>Preferred Actor Level (Public View)</b>
	Priorities and Favoured Partners



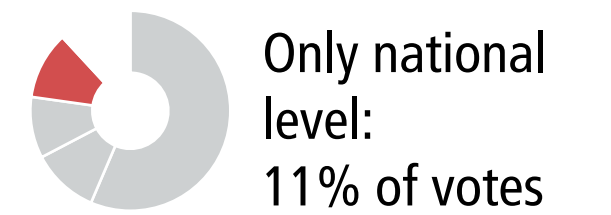



# Preferred Actor Level (Public View) Common Russia policy

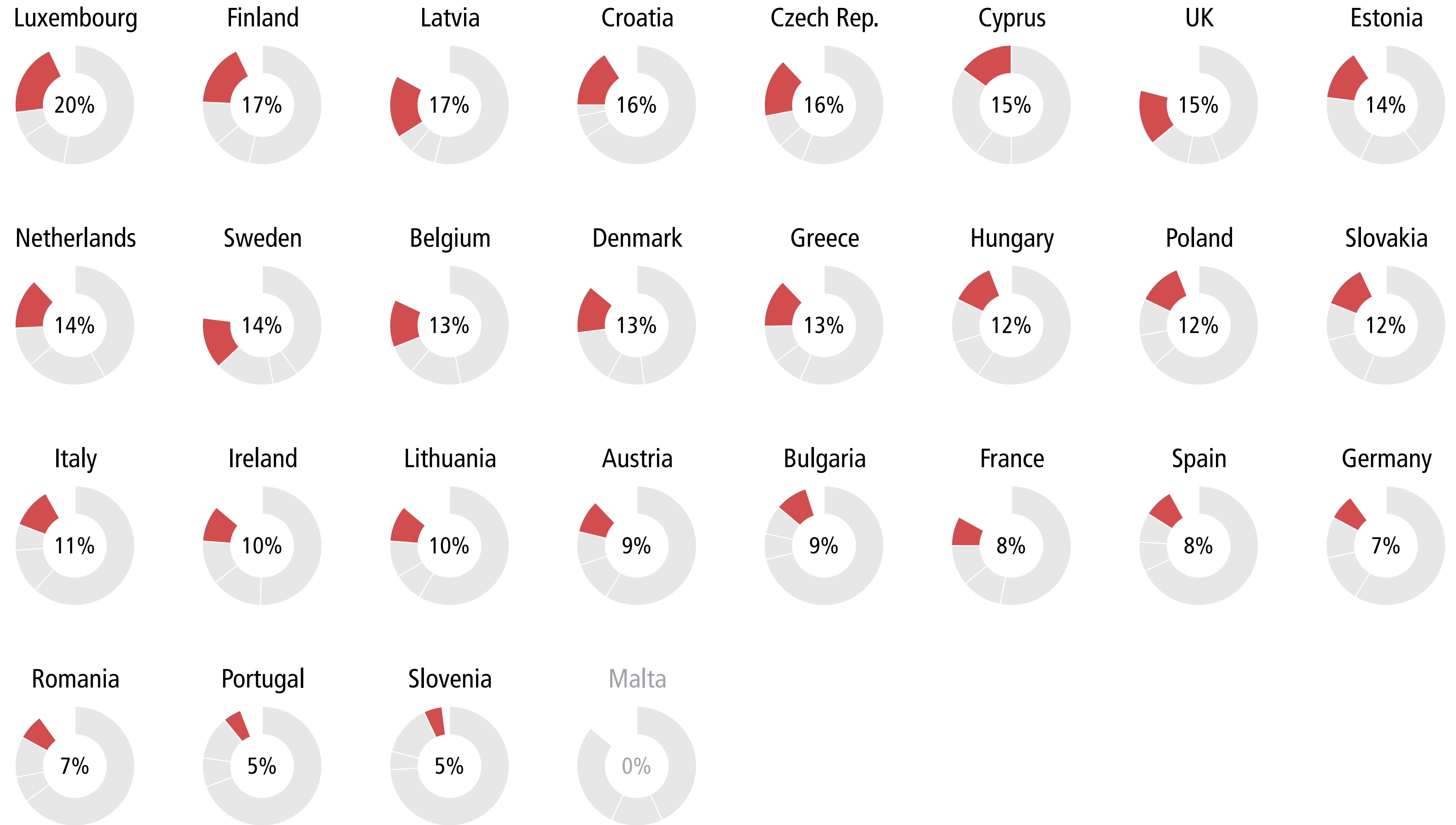
Q11

“In the EU, who should mainly be responsible for the following policy projects?”

All four actor levels



Countries	Policies
	All policies
	Single fiscal policy & Eurozone governance
	Fully completed single market
	Common social policy
	Common digital policy
	Common energy policy
	Single climate policy
	Integrated foreign and security policy
	Common policy in justice & home affairs
	Common immigration and asylum policy
	Common development assistance policy
	Common border police and coast guard
	Common defence structures
	Common China policy
	Common USA policy
	<b>Common Russia policy</b>
	Common Ukraine policy
	Common Syria policy
	Common MENA policy
	Policies & Partners Overview
	Preferred Actor Level
	<b>Preferred Actor Level (Public View)</b>
	Priorities and Favoured Partners

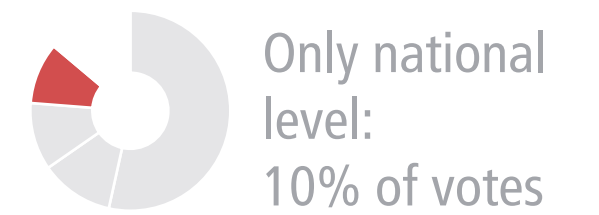
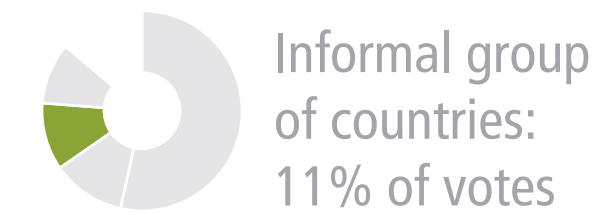



# Preferred Actor Level (Public View) Common Ukraine policy

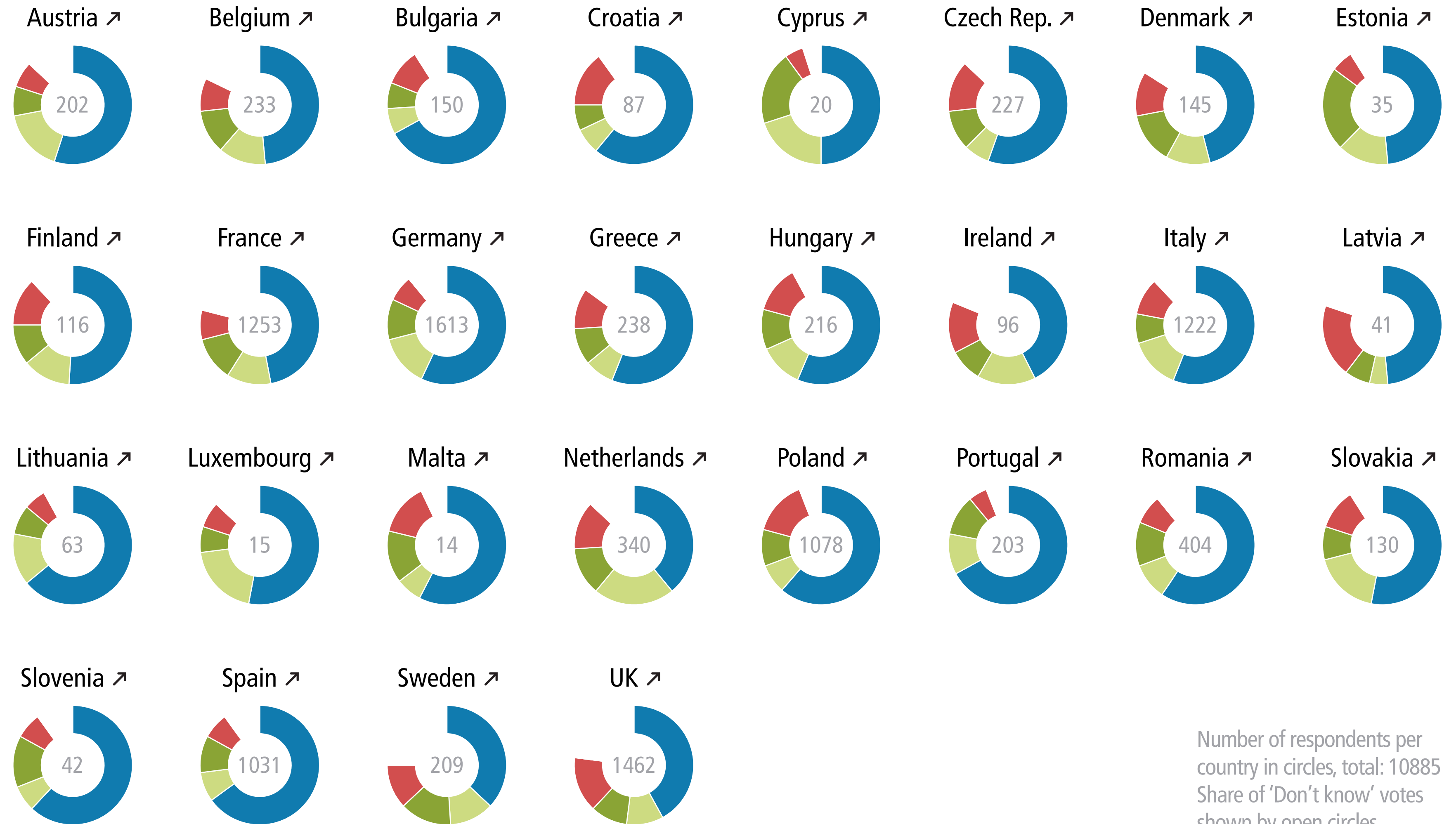
Q11

“In the EU, who should mainly be responsible for the following policy projects?”

All four actor levels



Countries	Policies
	All policies
	Single fiscal policy & Eurozone governance
	Fully completed single market
	Common social policy
	Common digital policy
	Common energy policy
	Single climate policy
	Integrated foreign and security policy
	Common policy in justice & home affairs
	Common immigration and asylum policy
	Common development assistance policy
	Common border police and coast guard
	Common defence structures
	Common China policy
	Common USA policy
	Common Russia policy
	<b>Common Ukraine policy</b>
	Common Syria policy
	Common MENA policy
	Policies & Partners Overview
	Preferred Actor Level
	<b>Preferred Actor Level (Public View)</b>
	Priorities and Favoured Partners



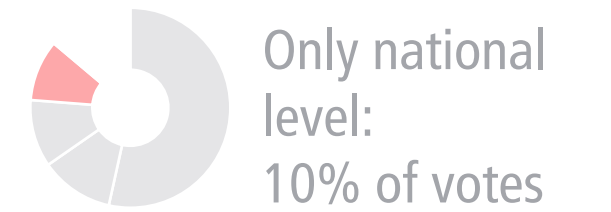
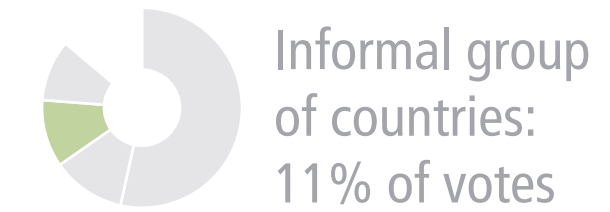
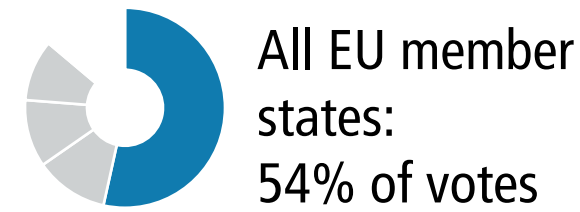
Number of respondents per country in circles, total: 10885  
Share of 'Don't know' votes shown by open circles

# Preferred Actor Level (Public View) Common Ukraine policy

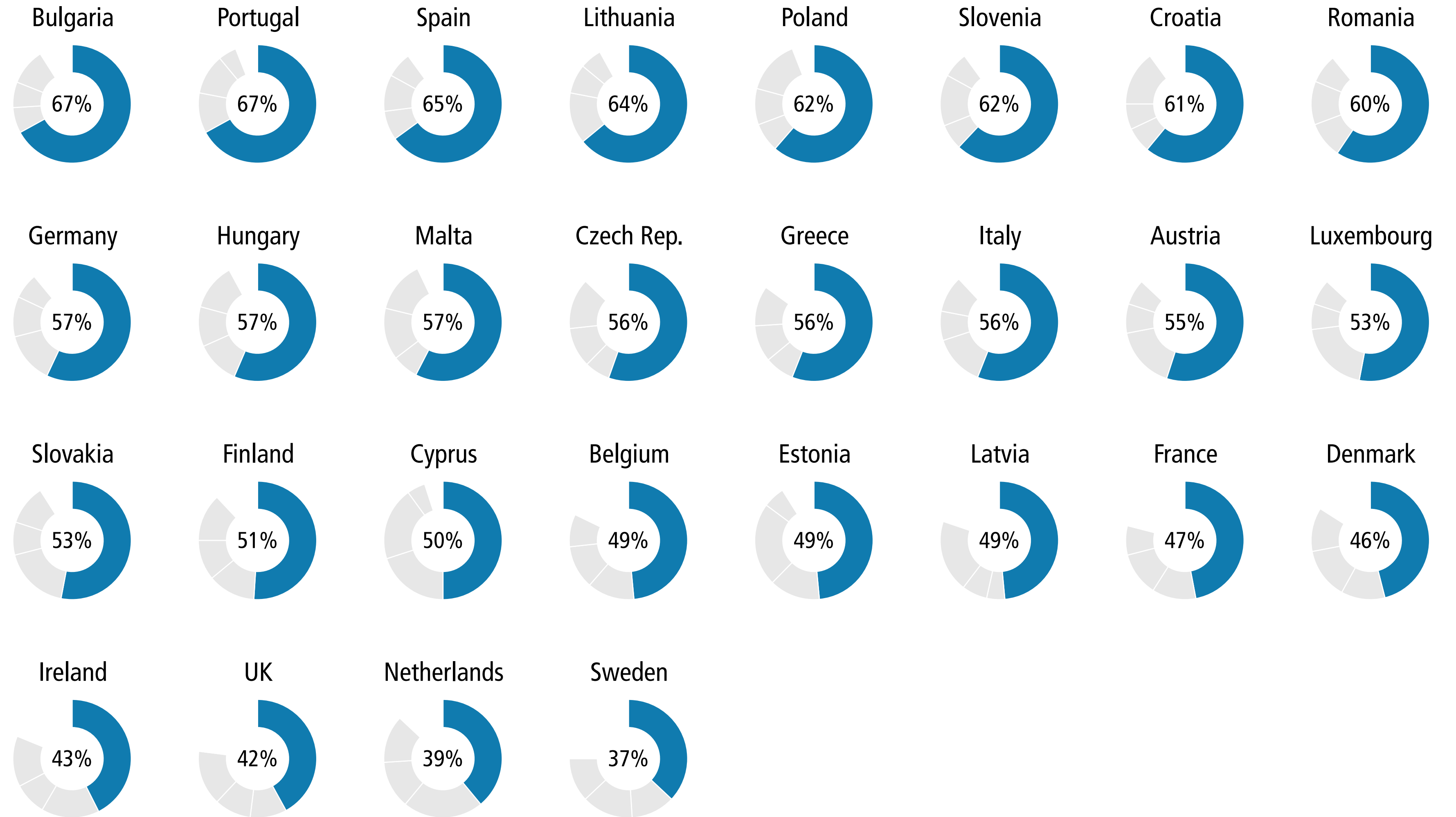
Q11

“In the EU, who should mainly be responsible for the following policy projects?”

All four actor levels



Countries	Policies
	All policies
	Single fiscal policy & Eurozone governance
	Fully completed single market
	Common social policy
	Common digital policy
	Common energy policy
	Single climate policy
	Integrated foreign and security policy
	Common policy in justice & home affairs
	Common immigration and asylum policy
	Common development assistance policy
	Common border police and coast guard
	Common defence structures
	Common China policy
	Common USA policy
	Common Russia policy
	<b>Common Ukraine policy</b>
	Common Syria policy
	Common MENA policy
	Policies & Partners Overview
	Preferred Actor Level
	<b>Preferred Actor Level (Public View)</b>
	Priorities and Favoured Partners



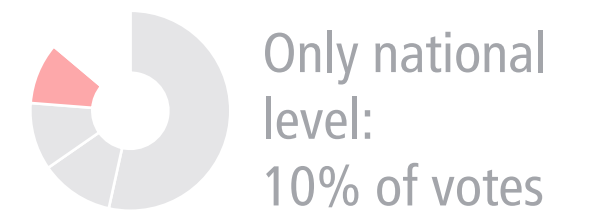
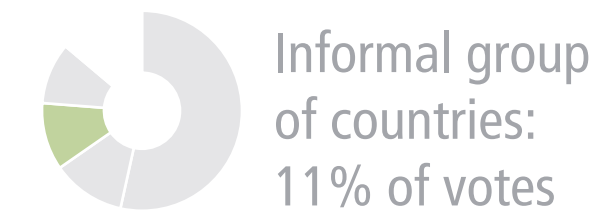
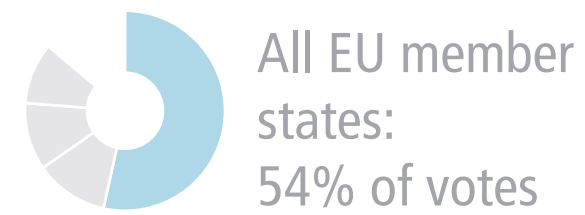


# Preferred Actor Level (Public View) Common Ukraine policy

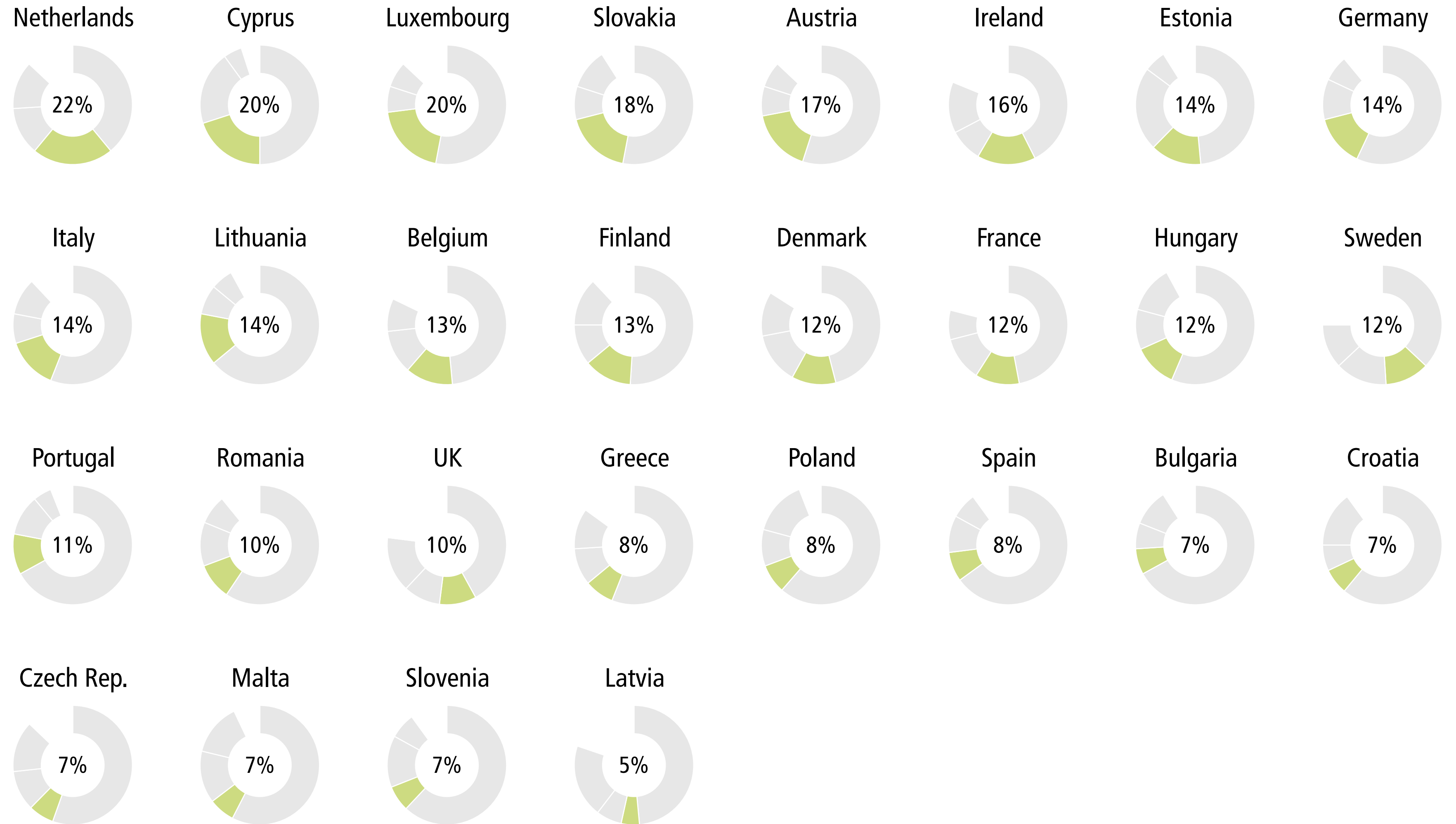
Q11

“In the EU, who should mainly be responsible for the following policy projects?”

All four actor levels



Countries	Policies
	All policies
	Single fiscal policy & Eurozone governance
	Fully completed single market
	Common social policy
	Common digital policy
	Common energy policy
	Single climate policy
	Integrated foreign and security policy
	Common policy in justice & home affairs
	Common immigration and asylum policy
	Common development assistance policy
	Common border police and coast guard
	Common defence structures
	Common China policy
	Common USA policy
	Common Russia policy
	<b>Common Ukraine policy</b>
	Common Syria policy
	Common MENA policy
	Policies & Partners Overview
	Preferred Actor Level
	<b>Preferred Actor Level (Public View)</b>
	Priorities and Favoured Partners

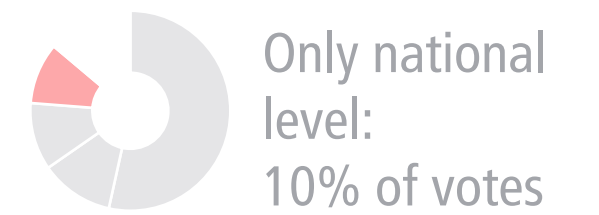
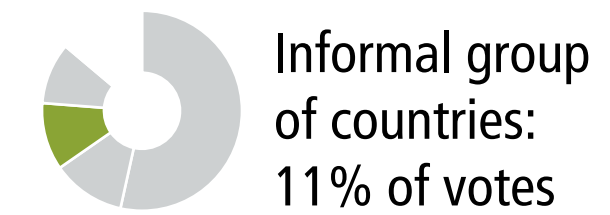
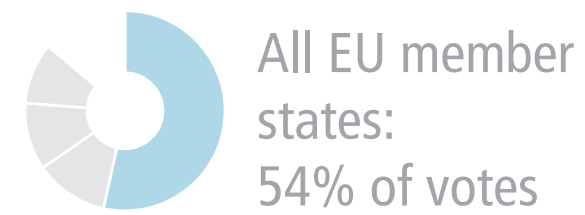


# Preferred Actor Level (Public View) Common Ukraine policy

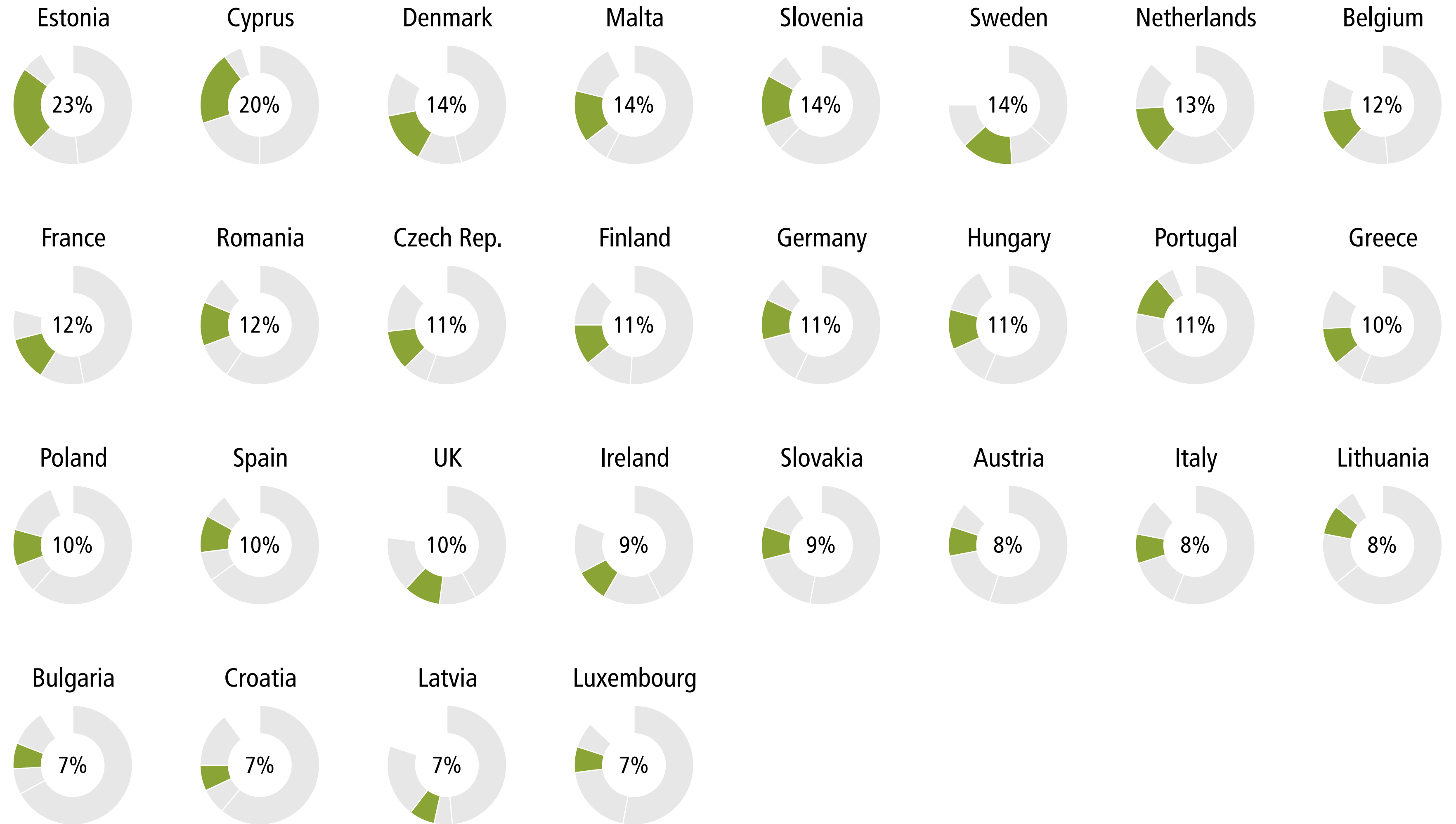
Q11

“In the EU, who should mainly be responsible for the following policy projects?”

All four actor levels



Countries	Policies
	All policies
	Single fiscal policy & Eurozone governance
	Fully completed single market
	Common social policy
	Common digital policy
	Common energy policy
	Single climate policy
	Integrated foreign and security policy
	Common policy in justice & home affairs
	Common immigration and asylum policy
	Common development assistance policy
	Common border police and coast guard
	Common defence structures
	Common China policy
	Common USA policy
	Common Russia policy
	<b>Common Ukraine policy</b>
	Common Syria policy
	Common MENA policy
	Policies & Partners Overview
	Preferred Actor Level
	<b>Preferred Actor Level (Public View)</b>
	Priorities and Favoured Partners

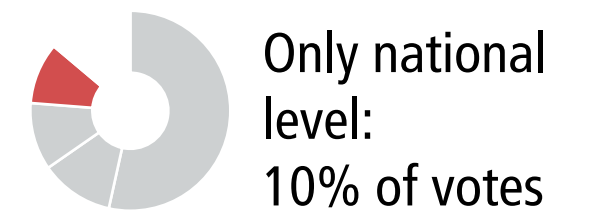
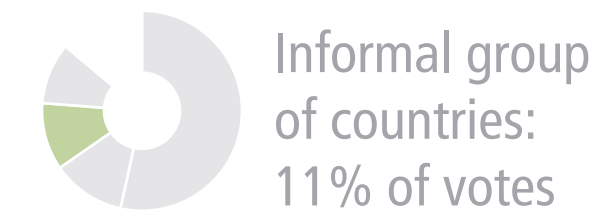
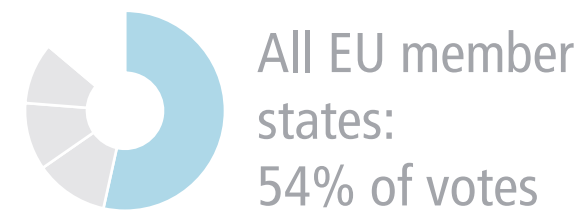


# Preferred Actor Level (Public View) Common Ukraine policy

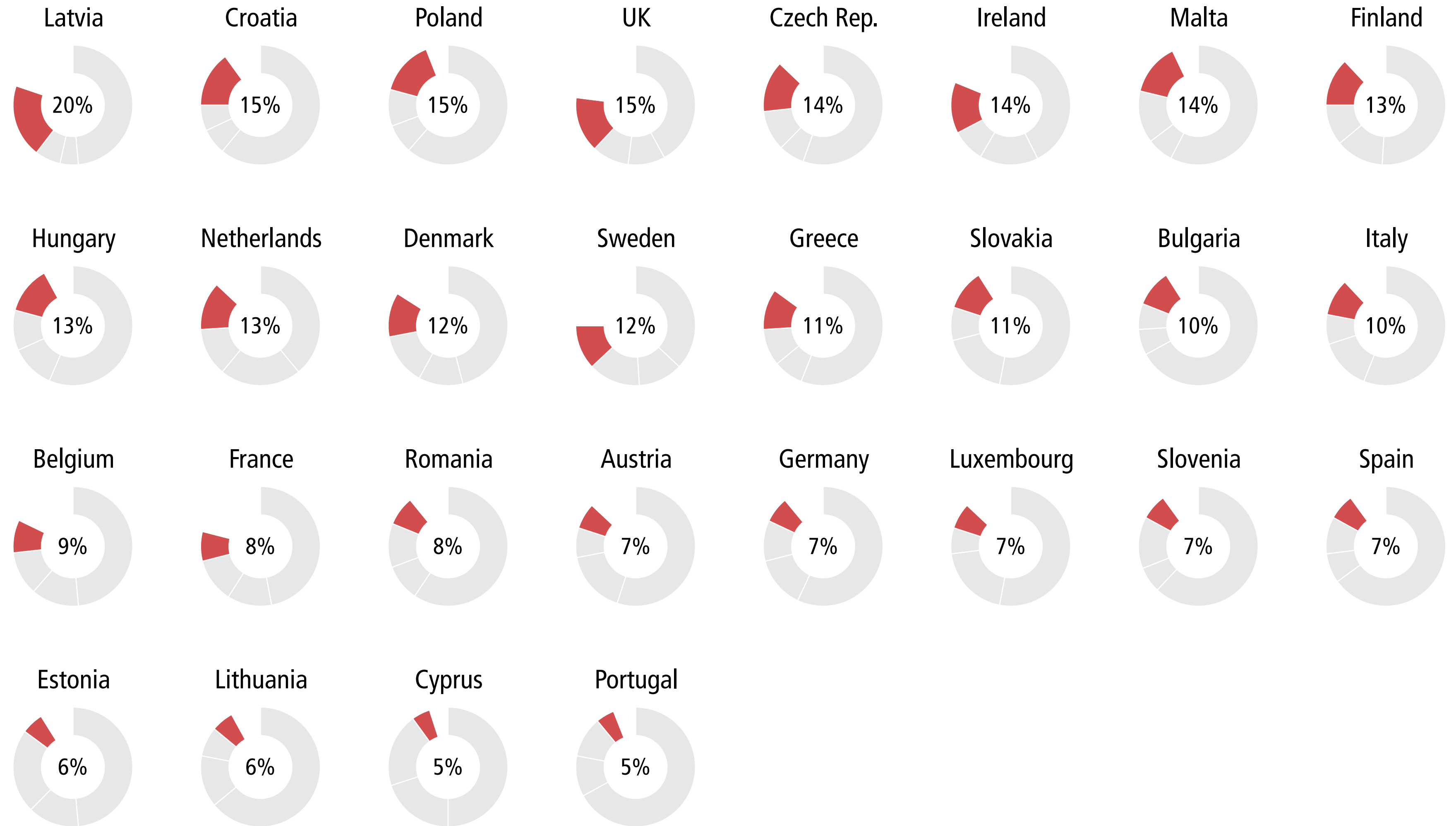
Q11

“In the EU, who should mainly be responsible for the following policy projects?”

All four actor levels



Countries	Policies
	All policies
	Single fiscal policy & Eurozone governance
	Fully completed single market
	Common social policy
	Common digital policy
	Common energy policy
	Single climate policy
	Integrated foreign and security policy
	Common policy in justice & home affairs
	Common immigration and asylum policy
	Common development assistance policy
	Common border police and coast guard
	Common defence structures
	Common China policy
	Common USA policy
	Common Russia policy
	<b>Common Ukraine policy</b>
	Common Syria policy
	Common MENA policy
	Policies & Partners Overview
	Preferred Actor Level
	<b>Preferred Actor Level (Public View)</b>
	Priorities and Favoured Partners



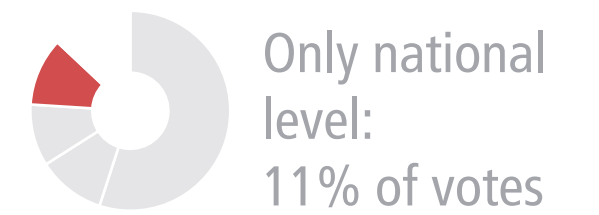



# Preferred Actor Level (Public View) Common Syria policy

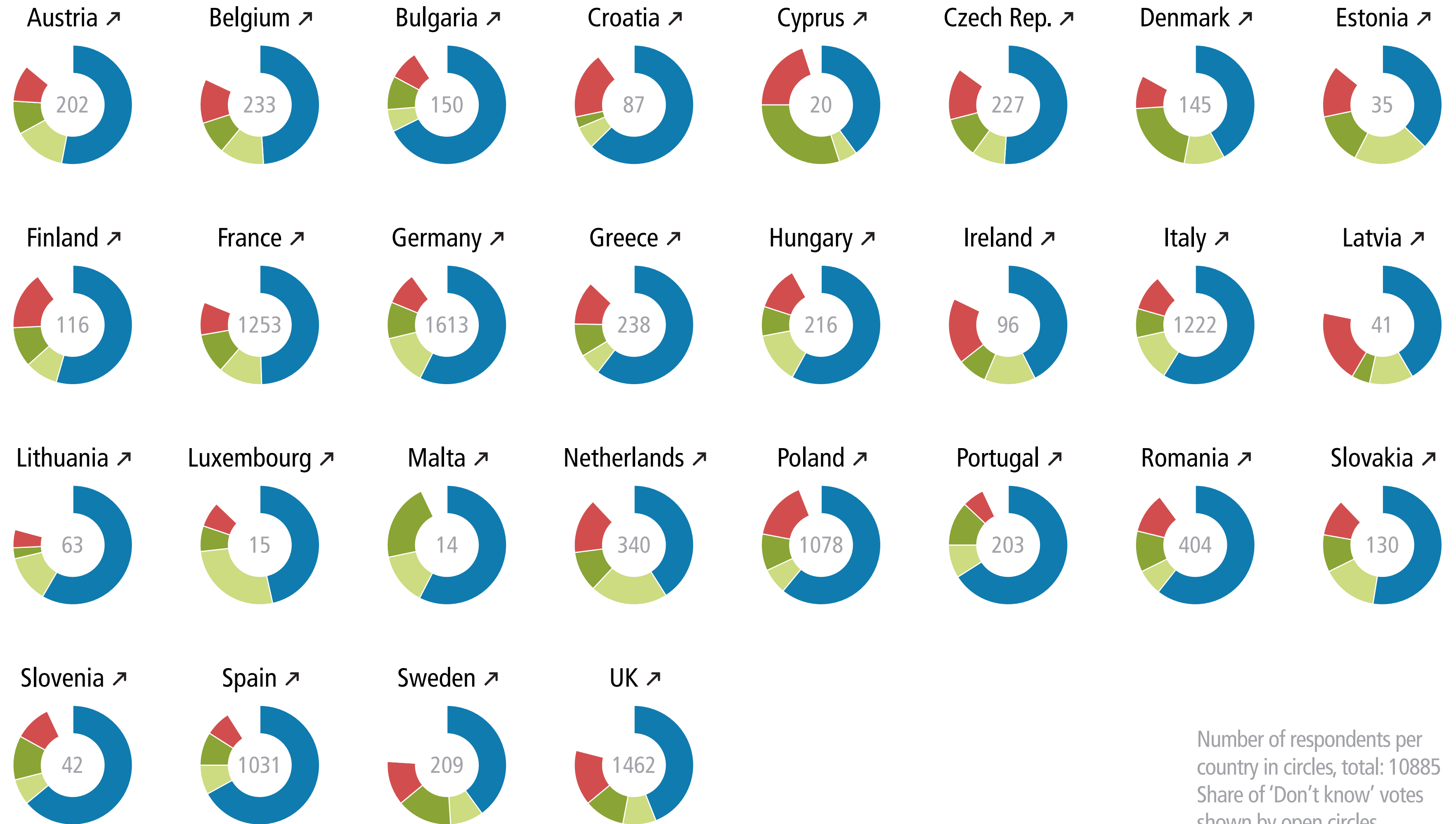
Q11

“In the EU, who should mainly be responsible for the following policy projects?”

All four actor levels



Countries	Policies
	All policies
	Single fiscal policy & Eurozone governance
	Fully completed single market
	Common social policy
	Common digital policy
	Common energy policy
	Single climate policy
	Integrated foreign and security policy
	Common policy in justice & home affairs
	Common immigration and asylum policy
	Common development assistance policy
	Common border police and coast guard
	Common defence structures
	Common China policy
	Common USA policy
	Common Russia policy
	Common Ukraine policy
	<b>Common Syria policy</b>
	Common MENA policy
	Policies & Partners Overview
	Preferred Actor Level
	<b>Preferred Actor Level (Public View)</b>
	Priorities and Favoured Partners



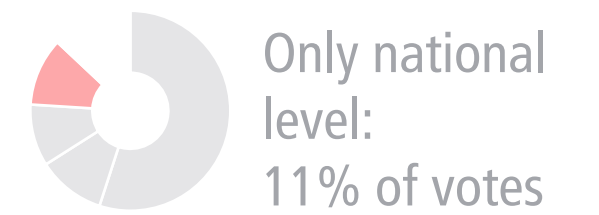
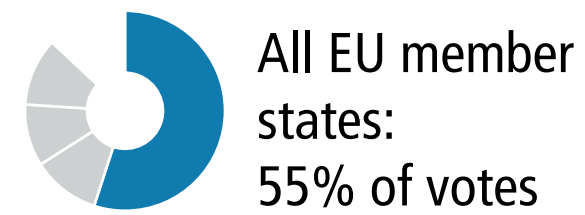
Number of respondents per country in circles, total: 10885  
Share of 'Don't know' votes shown by open circles

# Preferred Actor Level (Public View) Common Syria policy

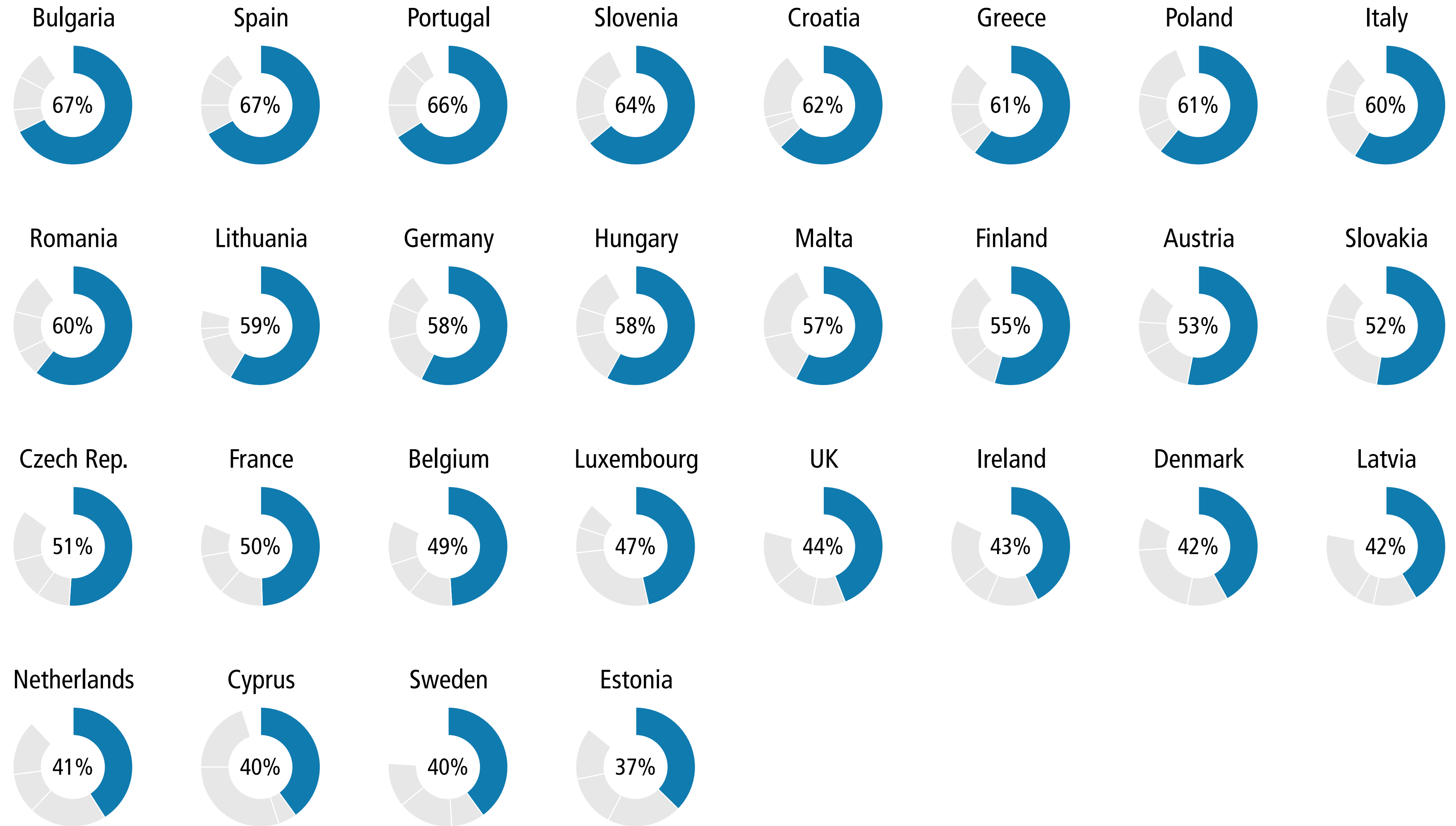
Q11

“In the EU, who should mainly be responsible for the following policy projects?”

All four actor levels



Countries	Policies
	All policies
	Single fiscal policy & Eurozone governance
	Fully completed single market
	Common social policy
	Common digital policy
	Common energy policy
	Single climate policy
	Integrated foreign and security policy
	Common policy in justice & home affairs
	Common immigration and asylum policy
	Common development assistance policy
	Common border police and coast guard
	Common defence structures
	Common China policy
	Common USA policy
	Common Russia policy
	Common Ukraine policy
	<b>Common Syria policy</b>
	Common MENA policy
	Policies & Partners Overview
	Preferred Actor Level
	<b>Preferred Actor Level (Public View)</b>
	Priorities and Favoured Partners

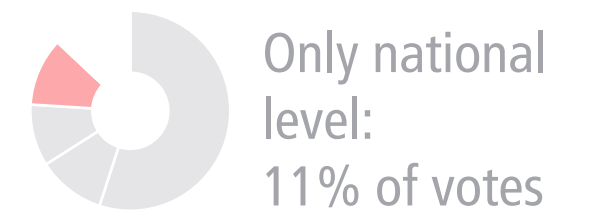
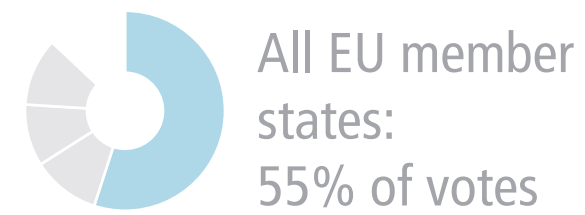


# Preferred Actor Level (Public View) Common Syria policy

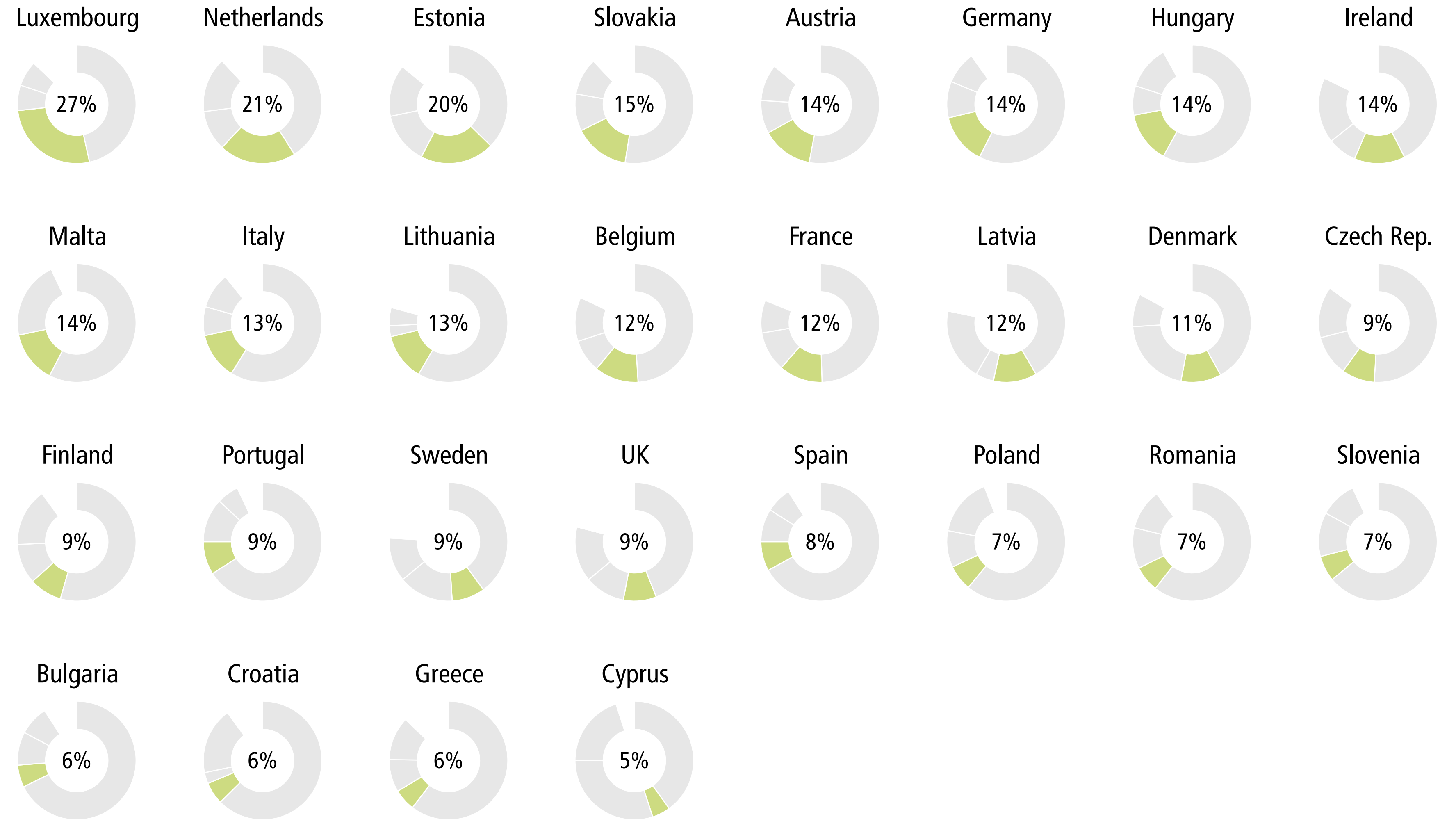
Q11

“In the EU, who should mainly be responsible for the following policy projects?”

All four actor levels



Countries	Policies
	All policies
	Single fiscal policy & Eurozone governance
	Fully completed single market
	Common social policy
	Common digital policy
	Common energy policy
	Single climate policy
	Integrated foreign and security policy
	Common policy in justice & home affairs
	Common immigration and asylum policy
	Common development assistance policy
	Common border police and coast guard
	Common defence structures
	Common China policy
	Common USA policy
	Common Russia policy
	Common Ukraine policy
	<b>Common Syria policy</b>
	Common MENA policy
	Policies & Partners Overview
	Preferred Actor Level
	<b>Preferred Actor Level (Public View)</b>
	Priorities and Favoured Partners



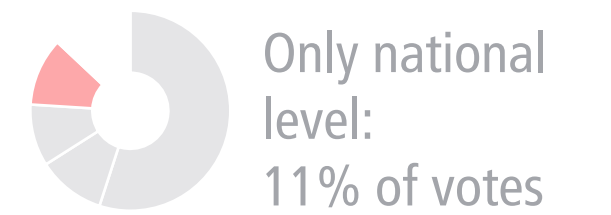
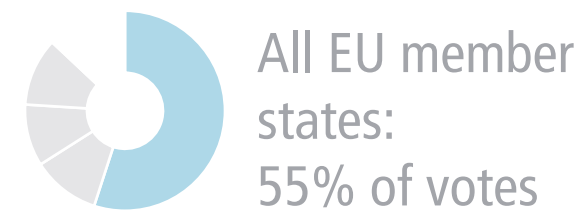


# Preferred Actor Level (Public View) Common Syria policy

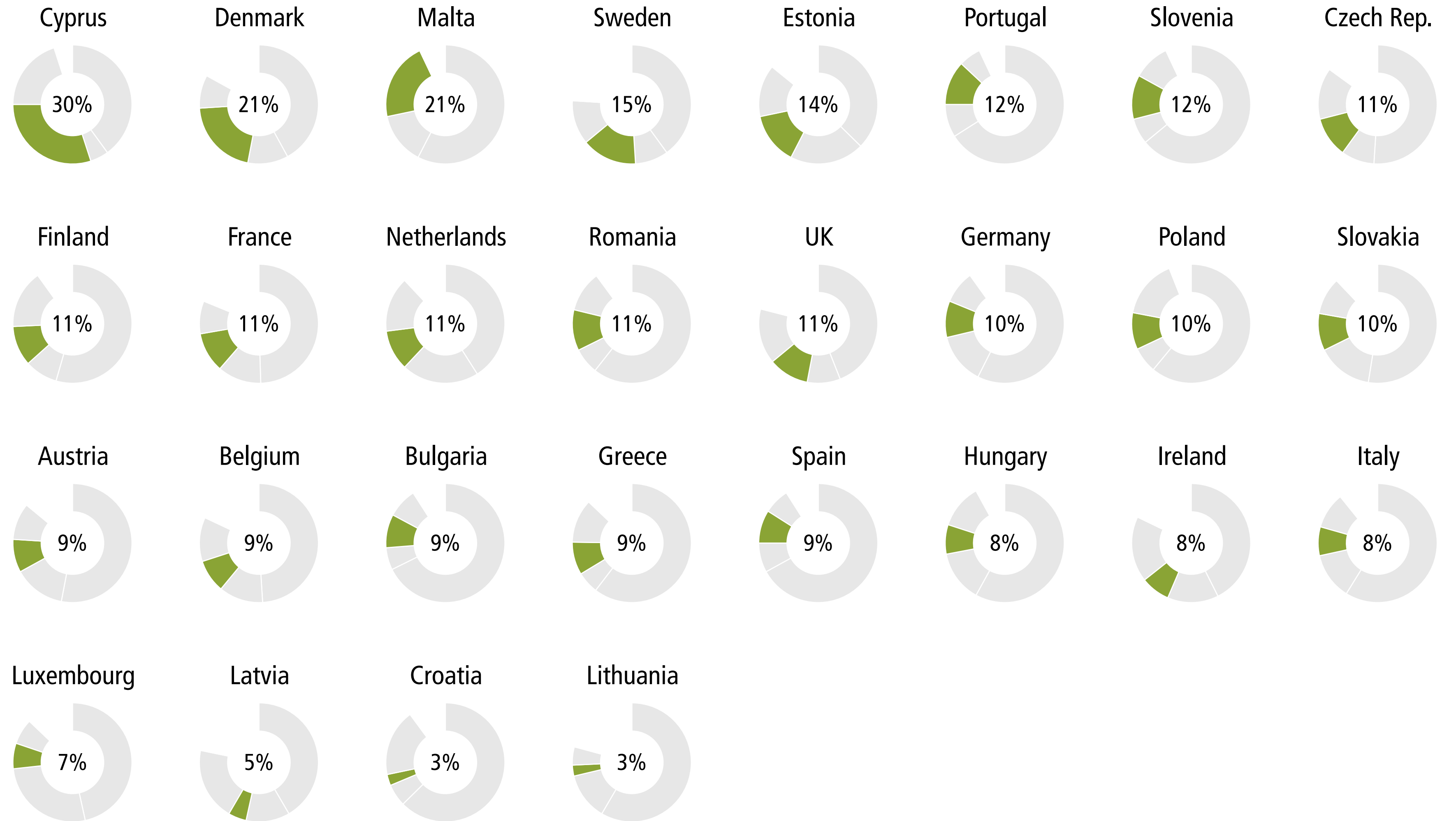
Q11

“In the EU, who should mainly be responsible for the following policy projects?”

All four actor levels



Countries	Policies
	All policies
	Single fiscal policy & Eurozone governance
	Fully completed single market
	Common social policy
	Common digital policy
	Common energy policy
	Single climate policy
	Integrated foreign and security policy
	Common policy in justice & home affairs
	Common immigration and asylum policy
	Common development assistance policy
	Common border police and coast guard
	Common defence structures
	Common China policy
	Common USA policy
	Common Russia policy
	Common Ukraine policy
	<b>Common Syria policy</b>
	Common MENA policy
	Policies & Partners Overview
	Preferred Actor Level
	<b>Preferred Actor Level (Public View)</b>
	Priorities and Favoured Partners

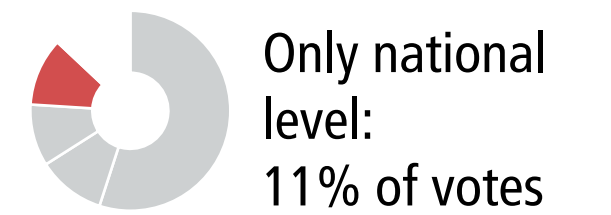
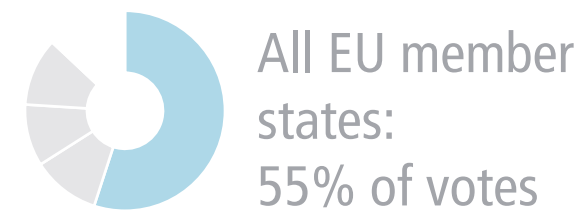


# Preferred Actor Level (Public View) Common Syria policy

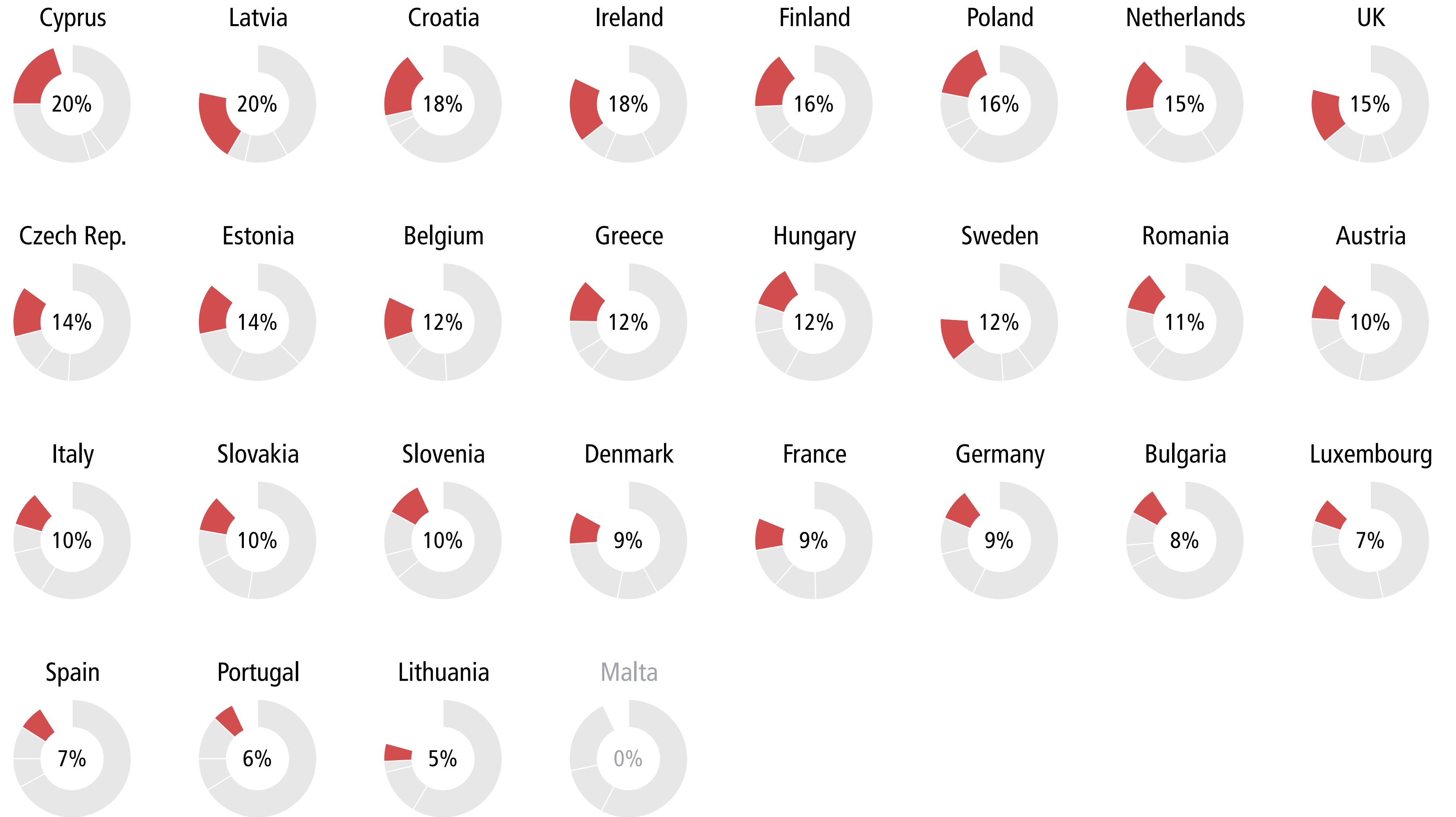
Q11

“In the EU, who should mainly be responsible for the following policy projects?”

All four actor levels



Countries	Policies
	All policies
	Single fiscal policy & Eurozone governance
	Fully completed single market
	Common social policy
	Common digital policy
	Common energy policy
	Single climate policy
	Integrated foreign and security policy
	Common policy in justice & home affairs
	Common immigration and asylum policy
	Common development assistance policy
	Common border police and coast guard
	Common defence structures
	Common China policy
	Common USA policy
	Common Russia policy
	Common Ukraine policy
	<b>Common Syria policy</b>
	Common MENA policy
	Policies & Partners Overview
	Preferred Actor Level
	<b>Preferred Actor Level (Public View)</b>
	Priorities and Favoured Partners

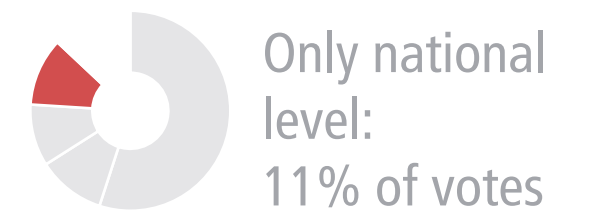
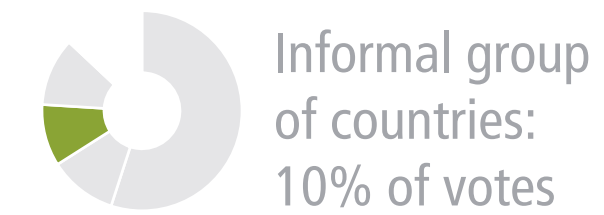



# Preferred Actor Level (Public View) Common MENA policy

Q11

“In the EU, who should mainly be responsible for the following policy projects?”

All four actor levels



Countries **Policies**

All policies

Single fiscal policy & Eurozone governance

Fully completed single market

Common social policy

Common digital policy

Common energy policy

Single climate policy

Integrated foreign and security policy

Common policy in justice & home affairs

Common immigration and asylum policy

Common development assistance policy

Common border police and coast guard

Common defence structures

Common China policy

Common USA policy

Common Russia policy

Common Ukraine policy

Common Syria policy

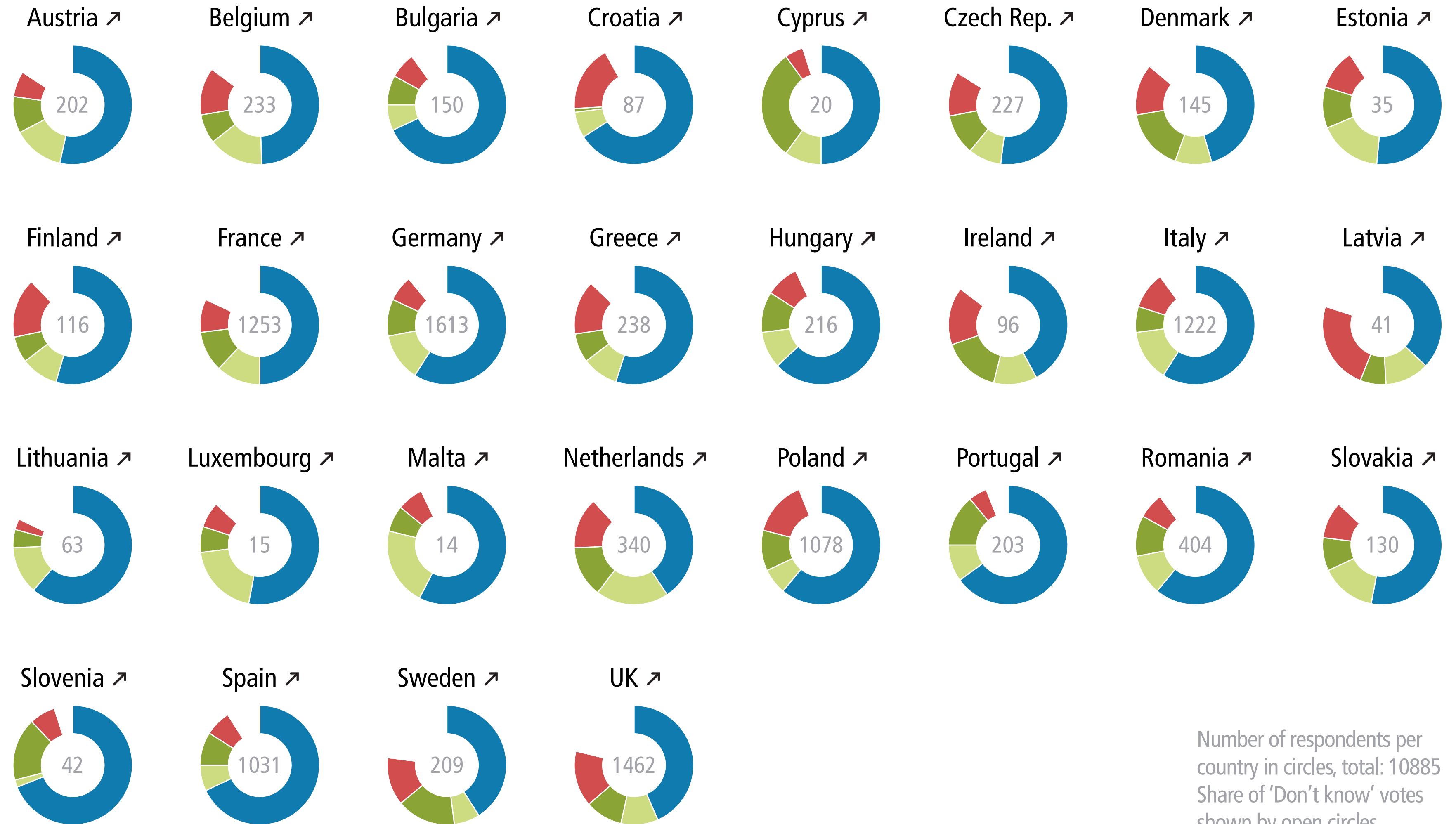
**Common MENA policy**

Policies & Partners Overview

Preferred Actor Level

**Preferred Actor Level (Public View)**

Priorities and Favoured Partners



Number of respondents per country in circles, total: 10885  
Share of 'Don't know' votes shown by open circles

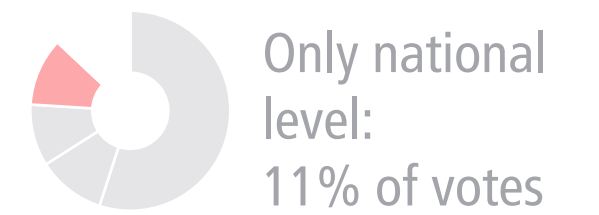
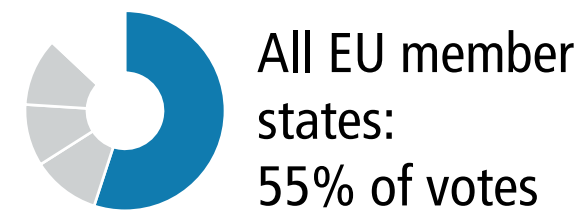


# Preferred Actor Level (Public View) Common MENA policy

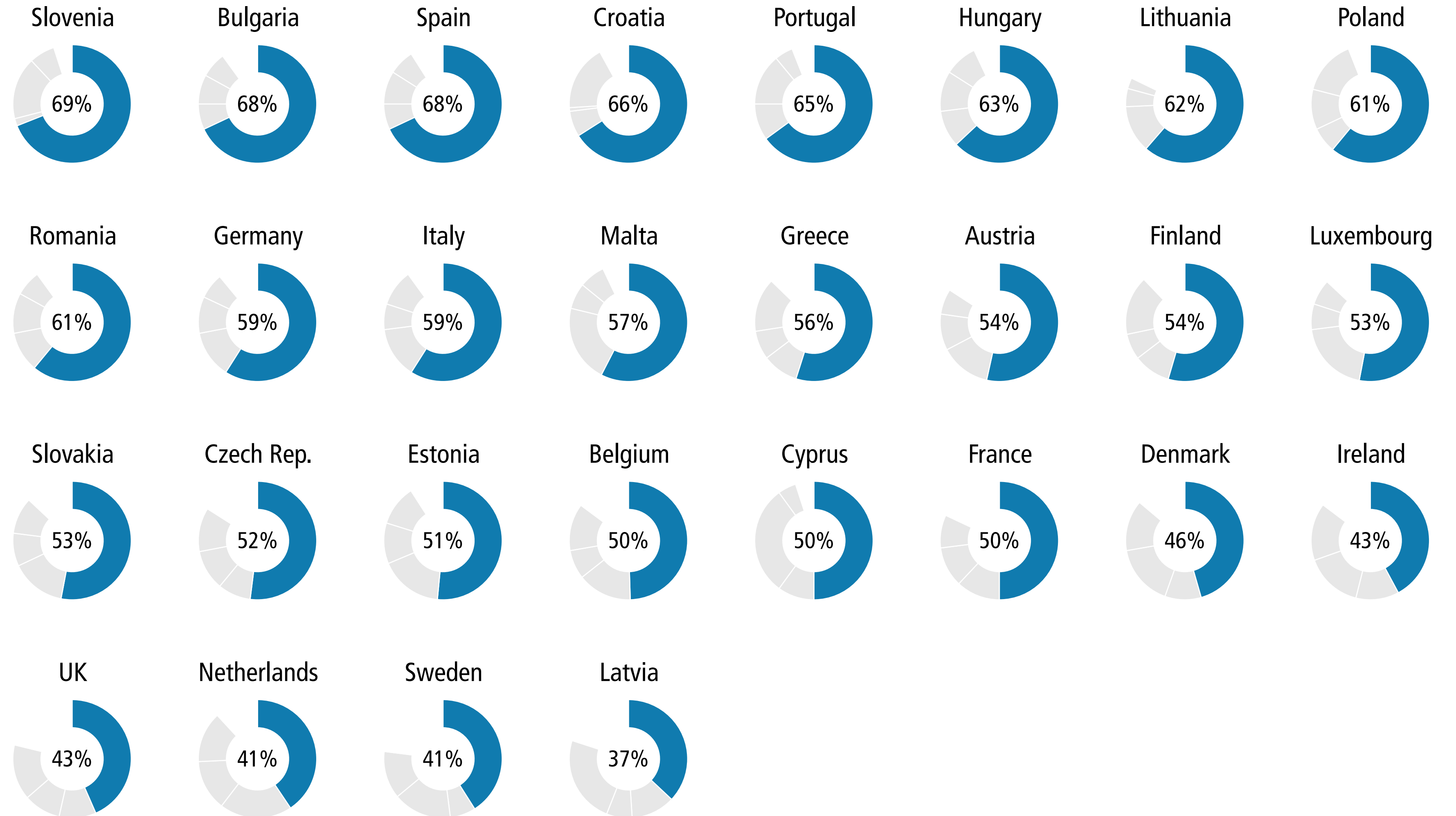
Q11

“In the EU, who should mainly be responsible for the following policy projects?”

All four actor levels



Countries	Policies
	All policies
	Single fiscal policy & Eurozone governance
	Fully completed single market
	Common social policy
	Common digital policy
	Common energy policy
	Single climate policy
	Integrated foreign and security policy
	Common policy in justice & home affairs
	Common immigration and asylum policy
	Common development assistance policy
	Common border police and coast guard
	Common defence structures
	Common China policy
	Common USA policy
	Common Russia policy
	Common Ukraine policy
	Common Syria policy
	<b>Common MENA policy</b>
	Policies & Partners Overview
	Preferred Actor Level
	<b>Preferred Actor Level (Public View)</b>
	Priorities and Favoured Partners

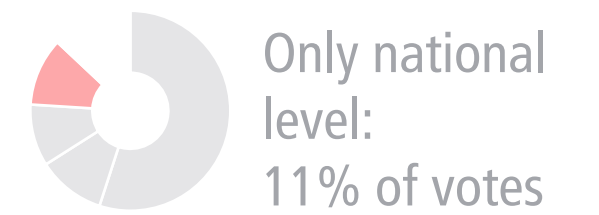
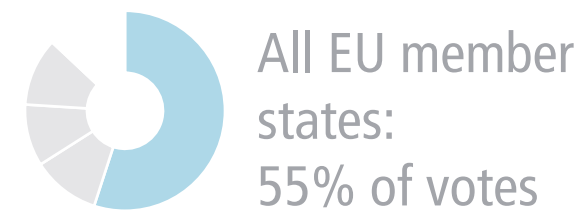


# Preferred Actor Level (Public View) Common MENA policy

Q11

“In the EU, who should mainly be responsible for the following policy projects?”

All four actor levels



Countries **Policies**

All policies

Single fiscal policy & Eurozone governance

Fully completed single market

Common social policy

Common digital policy

Common energy policy

Single climate policy

Integrated foreign and security policy

Common policy in justice & home affairs

Common immigration and asylum policy

Common development assistance policy

Common border police and coast guard

Common defence structures

Common China policy

Common USA policy

Common Russia policy

Common Ukraine policy

Common Syria policy

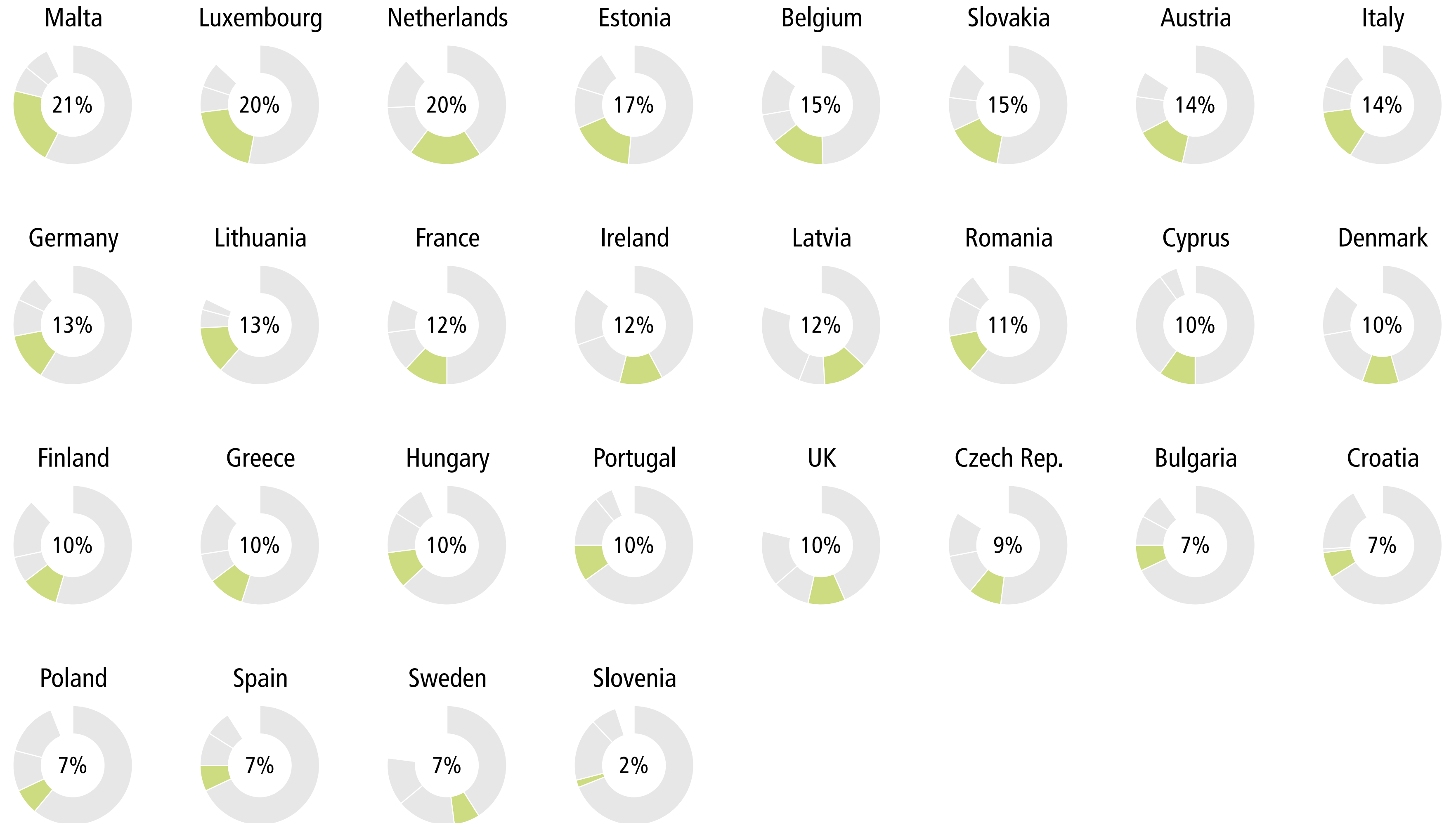
**Common MENA policy**

Policies & Partners Overview

Preferred Actor Level

**Preferred Actor Level (Public View)**

Priorities and Favoured Partners

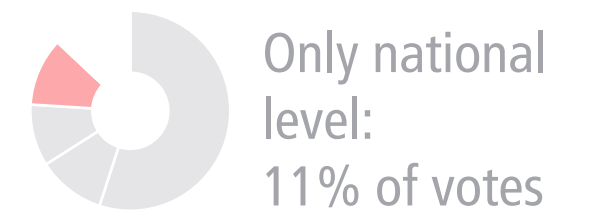
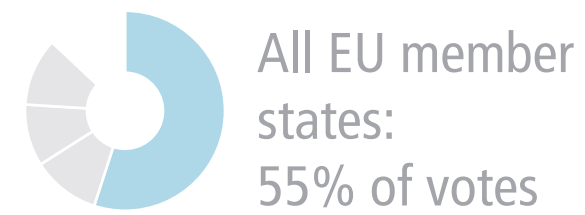


# Preferred Actor Level (Public View) Common MENA policy

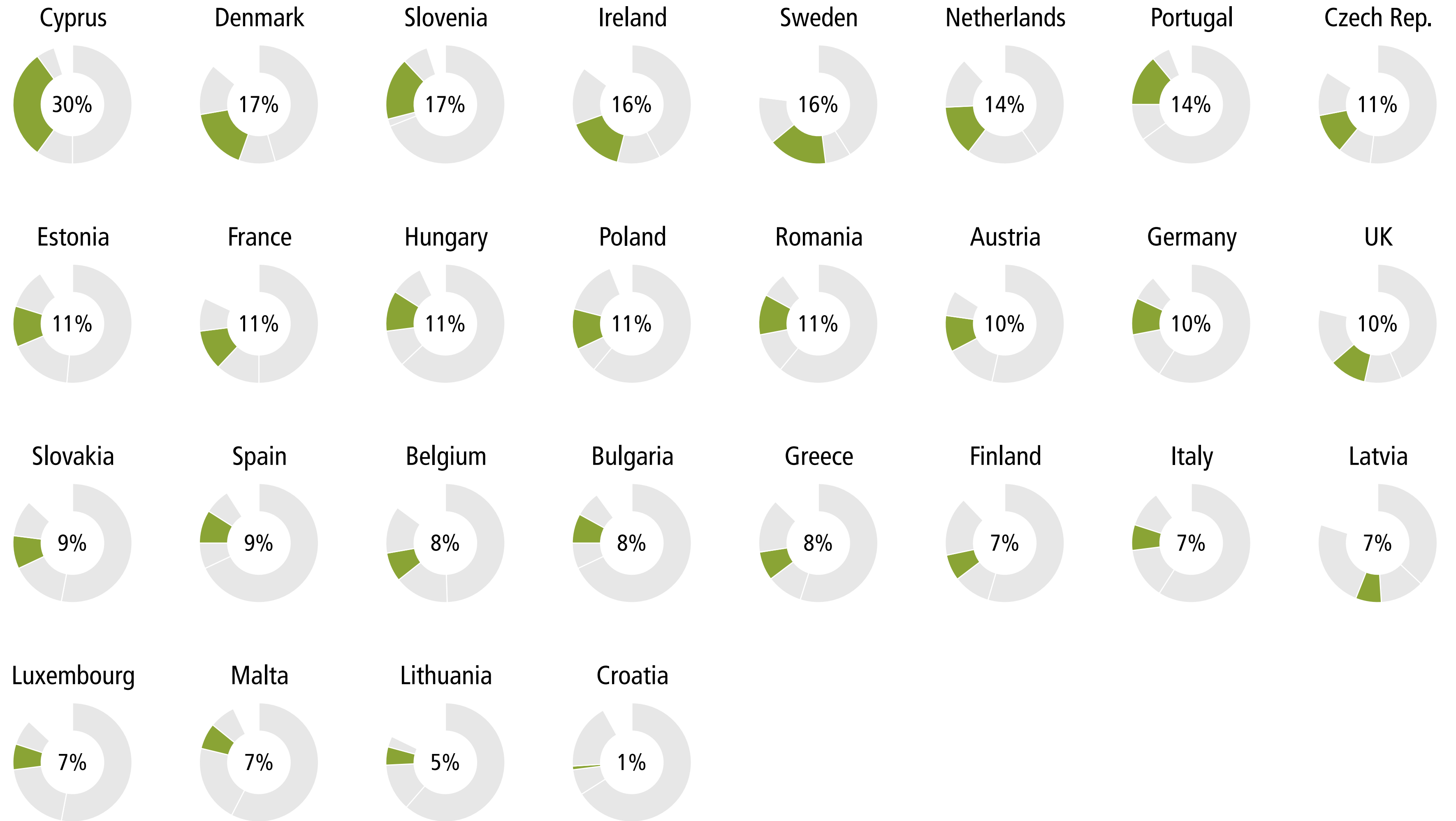
Q11

“In the EU, who should mainly be responsible for the following policy projects?”

All four actor levels



Countries	Policies
	All policies
	Single fiscal policy & Eurozone governance
	Fully completed single market
	Common social policy
	Common digital policy
	Common energy policy
	Single climate policy
	Integrated foreign and security policy
	Common policy in justice & home affairs
	Common immigration and asylum policy
	Common development assistance policy
	Common border police and coast guard
	Common defence structures
	Common China policy
	Common USA policy
	Common Russia policy
	Common Ukraine policy
	Common Syria policy
	<b>Common MENA policy</b>
	Policies & Partners Overview
	Preferred Actor Level
	<b>Preferred Actor Level (Public View)</b>
	Priorities and Favoured Partners



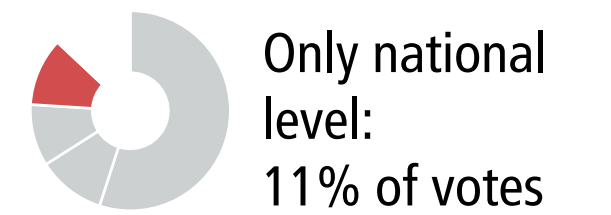
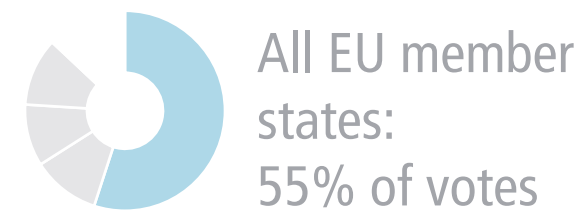


# Preferred Actor Level (Public View) Common MENA policy

Q11

“In the EU, who should mainly be responsible for the following policy projects?”

All four actor levels



Countries **Policies**

All policies

Single fiscal policy & Eurozone governance

Fully completed single market

Common social policy

Common digital policy

Common energy policy

Single climate policy

Integrated foreign and security policy

Common policy in justice & home affairs

Common immigration and asylum policy

Common development assistance policy

Common border police and coast guard

Common defence structures

Common China policy

Common USA policy

Common Russia policy

Common Ukraine policy

Common Syria policy

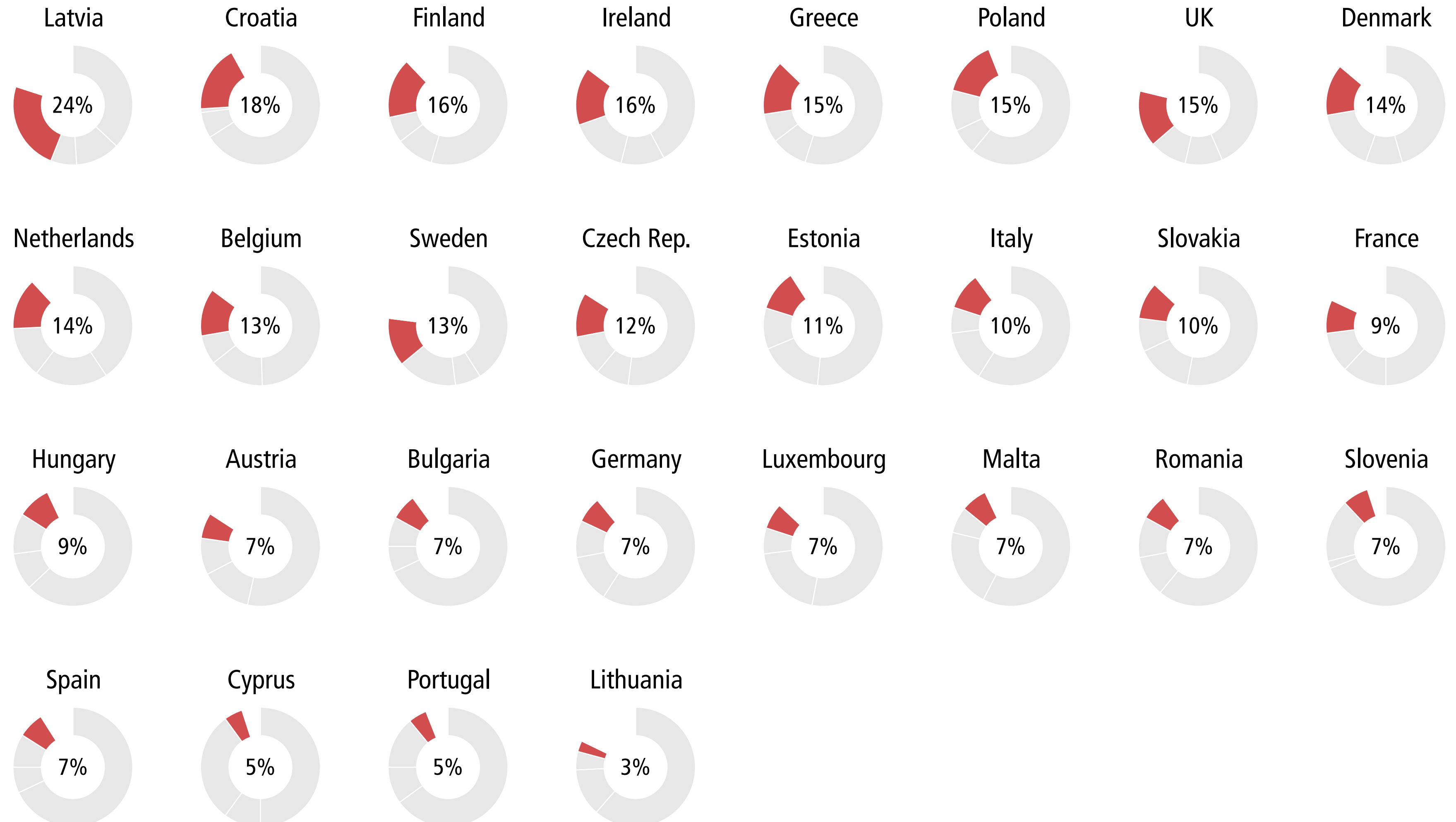
**Common MENA policy**

Policies & Partners Overview

Preferred Actor Level

**Preferred Actor Level (Public View)**

Priorities and Favoured Partners



# Priorities and Favoured Partners Votes total EU

## Q12

“What policy projects have the highest priority for your country's government? Which countries are favoured partners for cooperating on these priorities?”

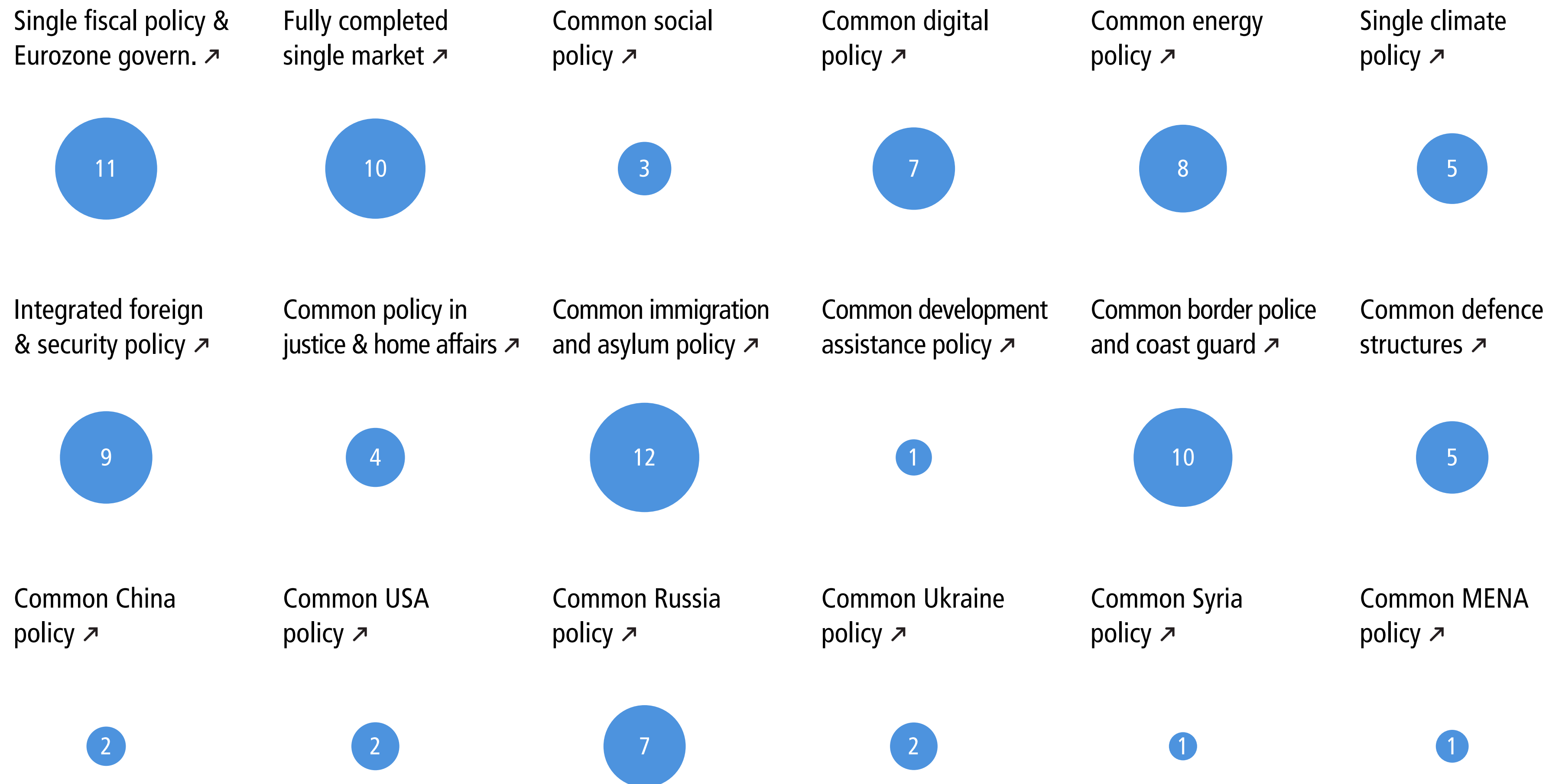
Policies sorted by list

Policies sorted by priority

Top 4 priorities and partners' response ●

Additional priorities; partners' response ●

Countries	Policies
EU	Affluent Seven
Big Six	Southern Seven
Founding Six	Visegrád Four
Austria	Italy
Belgium	Latvia
Bulgaria	Lithuania
Croatia	Luxembourg
Cyprus	Malta
Czech Rep.	Netherlands
Denmark	Poland
Estonia	Portugal
Finland	Romania
France	Slovakia
Germany	Slovenia
Greece	Spain
Hungary	Sweden
Ireland	UK



Policies & Partners Overview

Preferred Actor Level

Preferred Actor Level (Public View)

**Priorities and Favoured Partners**

Number of respondents: 548. Numbers in circles show percentage of votes



EU



EU28 Survey

Findings

Chapters

Preferences

Influence

**Policies & Partners**

ecfr.eu/eucoalitionexplorer

# Priorities and Favoured Partners Votes total EU

## Q12

“What policy projects have the highest priority for your country's government? Which countries are favoured partners for cooperating on these priorities?”

Policies sorted by list

Policies sorted by priority

Top 4 priorities and partners' response ●

Additional priorities; partners' response ●

Countries	Policies
EU	Affluent Seven
Big Six	Southern Seven
Founding Six	Visegrád Four
Austria	Italy
Belgium	Latvia
Bulgaria	Lithuania
Croatia	Luxembourg
Cyprus	Malta
Czech Rep.	Netherlands
Denmark	Poland
Estonia	Portugal
Finland	Romania
France	Slovakia
Germany	Slovenia
Greece	Spain
Hungary	Sweden
Ireland	UK



Policies with equal percentage are sorted according to EU results. Small numbers indicate a two rank (or more) deviation from the EU ranking results

- Policies & Partners Overview
- Preferred Actor Level
- Preferred Actor Level (Public View)
- Priorities and Favoured Partners**



# Priorities and Favoured Partners Votes total EU

## Q12

“What policy projects have the highest priority for your country's government? Which countries are favoured partners for cooperating on these priorities?”

[Policies sorted by list](#)

[Policies sorted by priority](#)

**[Top 4 priorities and partners' response](#)**

[Additional priorities; partners' response](#)

[Help](#) ✕

Countries	Policies
EU	Affluent Seven
Big Six	Southern Seven
Founding Six	Visegrád Four
Austria	Italy
Belgium	Latvia
Bulgaria	Lithuania
Croatia	Luxembourg
Cyprus	Malta
Czech Rep.	Netherlands
Denmark	Poland
Estonia	Portugal
Finland	Romania
France	Slovakia
Germany	Slovenia
Greece	Spain
Hungary	Sweden
Ireland	UK

[Policies & Partners Overview](#)  
[Preferred Actor Level](#)  
[Preferred Actor Level \(Public View\)](#)

**Priorities and Favoured Partners**



Countries prioritising these policy projects

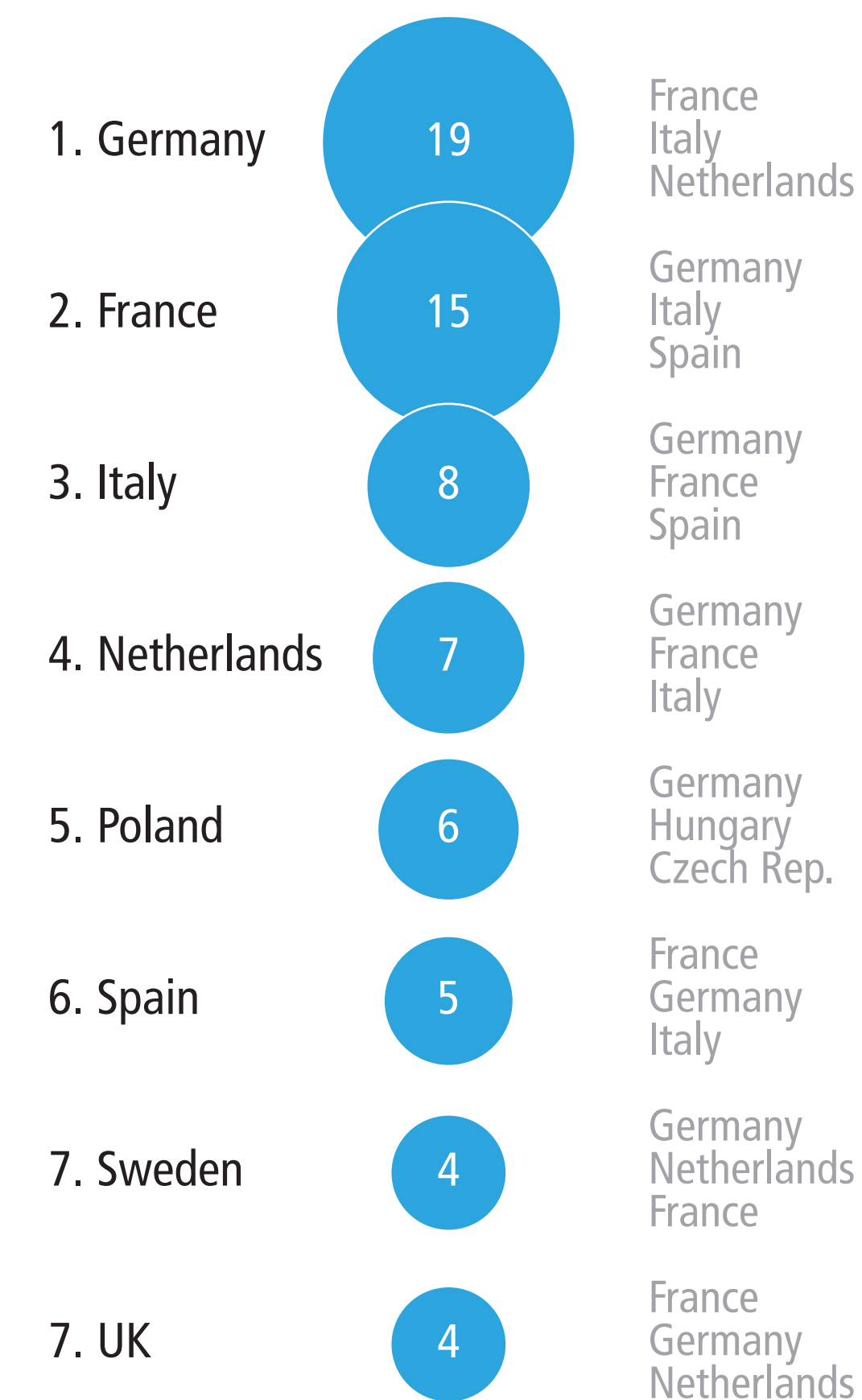
1. Malta
2. Austria
3. Germany
4. Cyprus
4. Greece
4. Slovenia
4. Sweden

1. Slovenia
2. France
3. Greece
4. Belgium
4. Ireland
4. Italy
4. Portugal

1. Ireland
2. Finland
3. Czech Rep.
3. Netherlands
5. Slovenia
6. Denmark
6. Hungary

1. Austria
2. Greece
3. Bulgaria
3. Croatia
5. Hungary
6. Czech Rep.
6. Slovenia

EU's favoured partners for all policy projects; partners' choices



# Priorities and Favoured Partners Votes total EU

## Q12

“What policy projects have the highest priority for your country's government? Which countries are favoured partners for cooperating on these priorities?”

[Policies sorted by list](#)

[Policies sorted by priority](#)

[Top 4 priorities and partners' response](#) ●

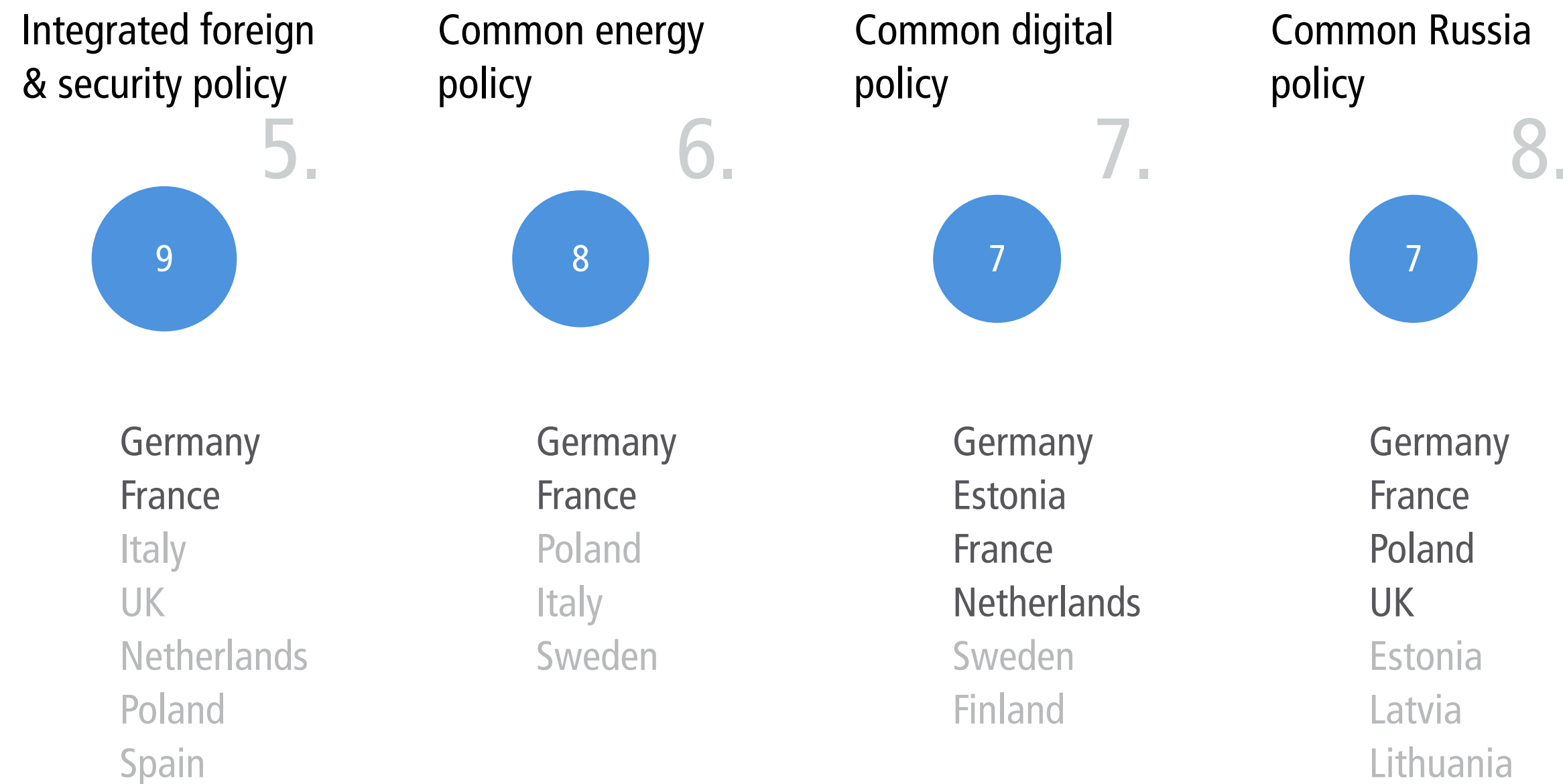
[Additional priorities; partners' response](#) ●

[Help](#) ✕

Countries	Policies
EU	Affluent Seven
Big Six	Southern Seven
Founding Six	Visegrád Four
Austria	Italy
Belgium	Latvia
Bulgaria	Lithuania
Croatia	Luxembourg
Cyprus	Malta
Czech Rep.	Netherlands
Denmark	Poland
Estonia	Portugal
Finland	Romania
France	Slovakia
Germany	Slovenia
Greece	Spain
Hungary	Sweden
Ireland	UK

[Policies & Partners Overview](#)  
[Preferred Actor Level](#)  
[Preferred Actor Level \(Public View\)](#)

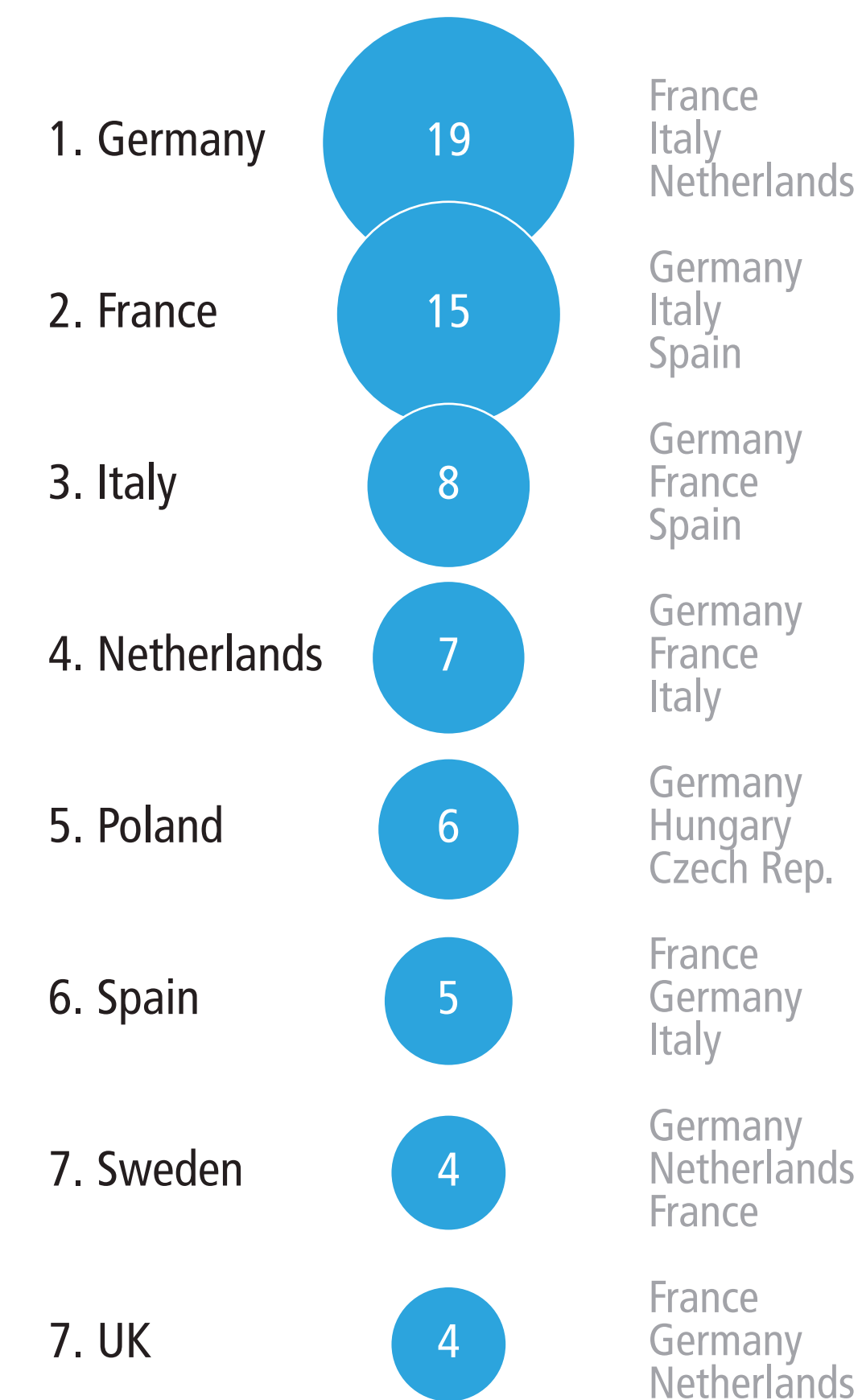
**Priorities and Favoured Partners**



### Countries prioritising these policy projects

- |            |              |                |              |
|------------|--------------|----------------|--------------|
| 1. Greece  | 1. Lithuania | 1. Ireland     | 1. Poland    |
| 2. Finland | 1. Poland    | 1. Luxembourg  | 2. Estonia   |
| 2. Romania | 1. Slovakia  | 3. Estonia     | 3. Lithuania |
| 4. Belgium | 4. Bulgaria  | 3. Netherlands | 3. UK        |
| 4. Croatia | 5. Cyprus    | 5. Austria     | 5. Latvia    |
| 4. Malta   | 6. Latvia    | 5. Czech Rep.  | 6. Denmark   |
| 7. Cyprus  | 7. Croatia   | 5. Finland     | 7. Romania   |

### EU's favoured partners for all policy projects; partners' choices



# Priorities and Favoured Partners

## Votes by Big Six

Q12

“What policy projects have the highest priority for your country's government? Which countries are favoured partners for cooperating on these priorities?”

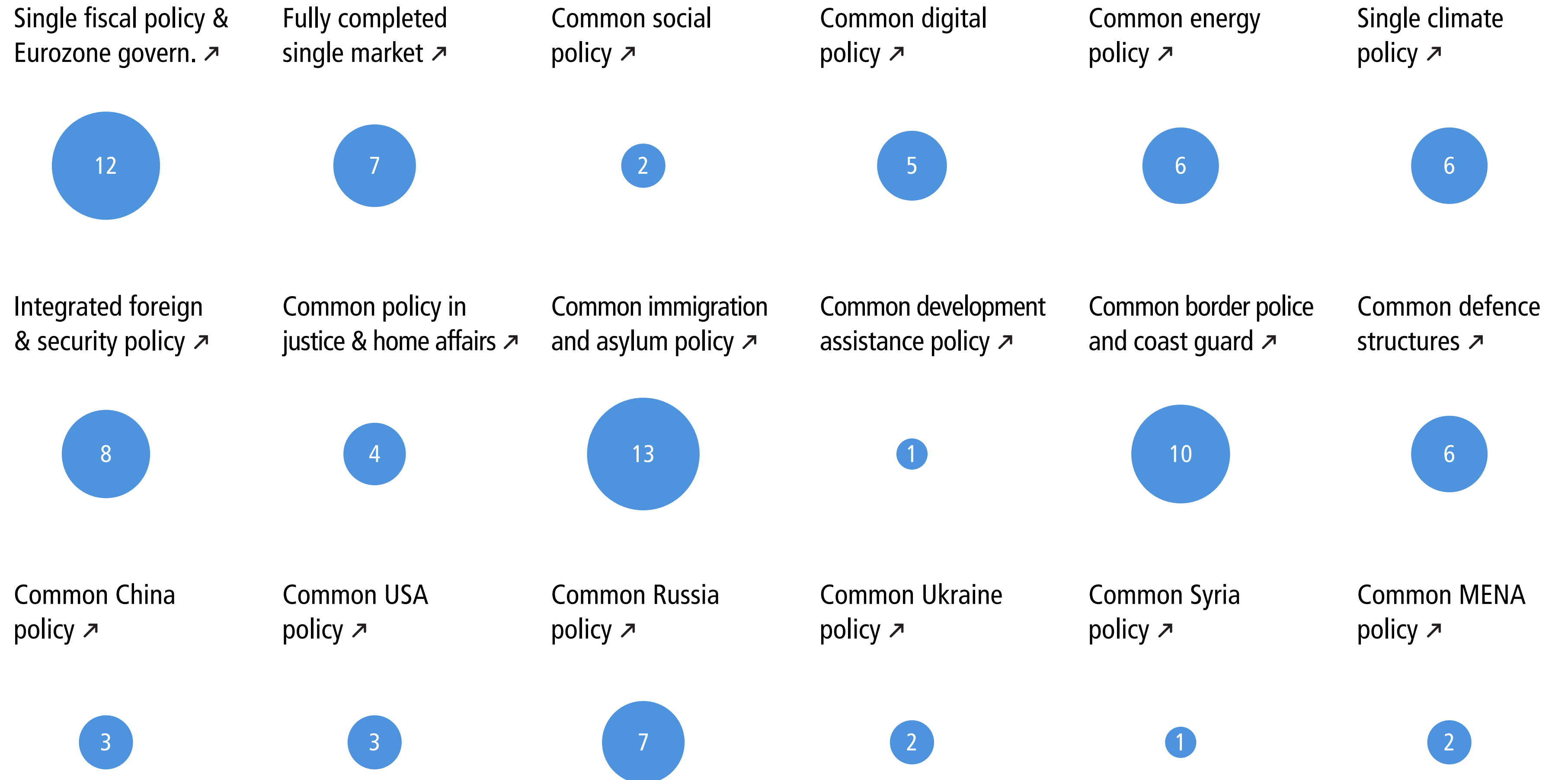
Policies sorted by list

Policies sorted by priority

Top 4 priorities and partners' response ●

Additional priorities; partners' response ●

Countries	Policies
EU	Affluent Seven
Big Six	Southern Seven
Founding Six	Visegrád Four
Austria	Italy
Belgium	Latvia
Bulgaria	Lithuania
Croatia	Luxembourg
Cyprus	Malta
Czech Rep.	Netherlands
Denmark	Poland
Estonia	Portugal
Finland	Romania
France	Slovakia
Germany	Slovenia
Greece	Spain
Hungary	Sweden
Ireland	UK



- Policies & Partners Overview
- Preferred Actor Level
- Preferred Actor Level (Public View)
- Priorities and Favoured Partners**

Number of respondents: 177. Numbers in circles show percentage of votes



# Priorities and Favoured Partners Votes by Big Six

Q12

“What policy projects have the highest priority for your country's government? Which countries are favoured partners for cooperating on these priorities?”


Policies sorted by list

Policies sorted by priority

Top 4 priorities and partners' response

Additional priorities; partners' response

Countries	Policies
EU	Affluent Seven
Big Six	Southern Seven
Founding Six	Visegrád Four
Austria	Italy
Belgium	Latvia
Bulgaria	Lithuania
Croatia	Luxembourg
Cyprus	Malta
Czech Rep.	Netherlands
Denmark	Poland
Estonia	Portugal
Finland	Romania
France	Slovakia
Germany	Slovenia
Greece	Spain
Hungary	Sweden
Ireland	UK



Policies with equal percentage are sorted according to EU results. Small numbers indicate a two rank (or more) deviation from the EU ranking results

# Priorities and Favoured Partners Votes by Big Six

Q12

“What policy projects have the highest priority for your country's government? Which countries are favoured partners for cooperating on these priorities?”

Policies sorted by list

Policies sorted by priority

Top 4 priorities and partners' response ●

Additional priorities; partners' response ●

Help ✕

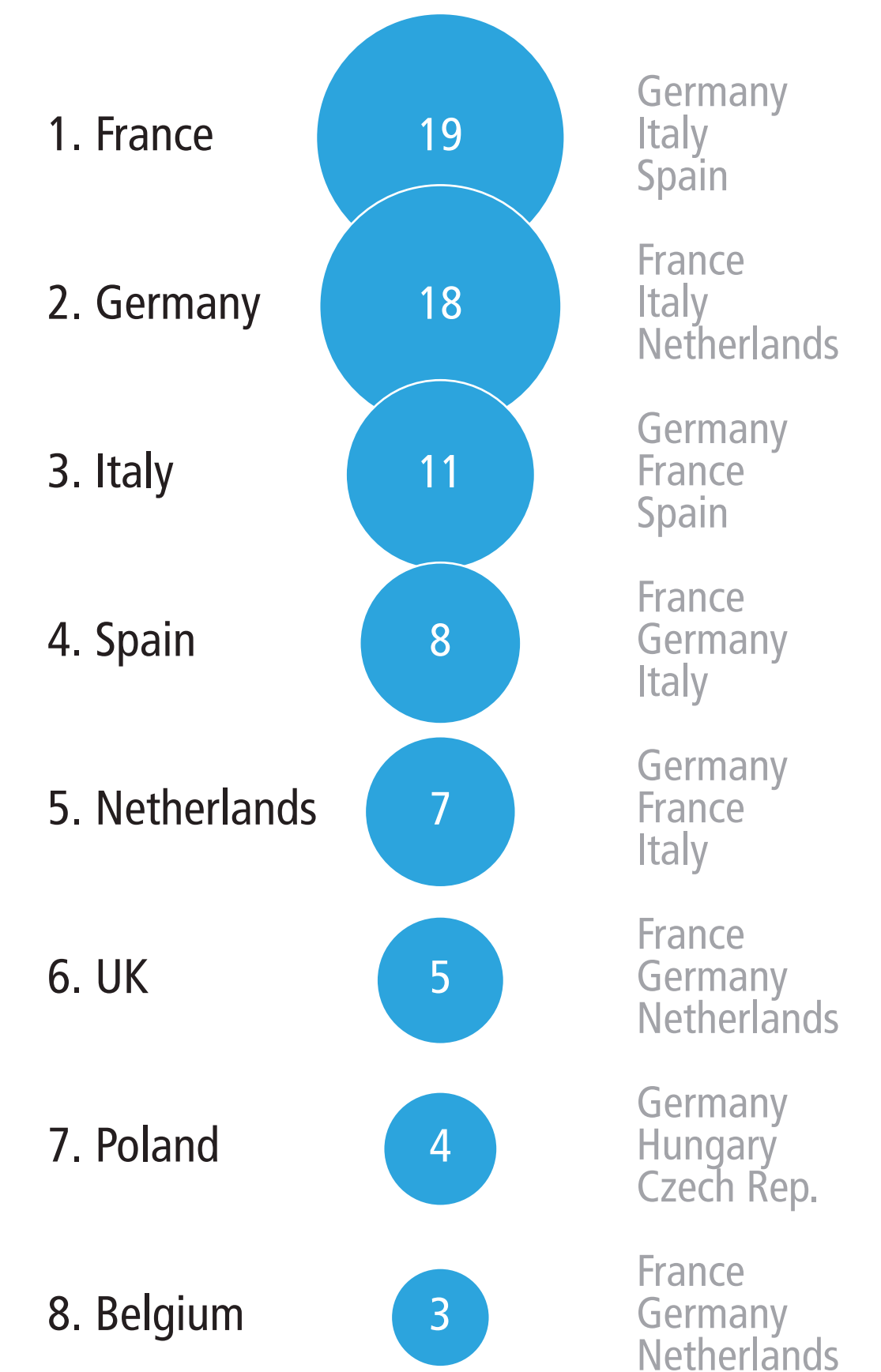
Countries	Policies
EU	Affluent Seven
<b>Big Six</b>	Southern Seven
Founding Six	Visegrád Four
Austria	Italy
Belgium	Latvia
Bulgaria	Lithuania
Croatia	Luxembourg
Cyprus	Malta
Czech Rep.	Netherlands
Denmark	Poland
Estonia	Portugal
Finland	Romania
France	Slovakia
Germany	Slovenia
Greece	Spain
Hungary	Sweden
Ireland	UK



### Countries prioritising these policy projects

- | Priority                                   | 1.       | 2.      | 3.       | 4.      |
|--|----------|---------|----------|---------|
| 1. Common immigration and asylum policy    | Malta    | Austria | Germany  | Cyprus  |
| 2. Single fiscal policy & Eurozone govern. | Slovenia | France  | Greece   | Belgium |
| 3. Common border police and coast guard    | Austria  | Greece  | Bulgaria | Croatia |
| 4. Integrated foreign & security policy    | Greece   | Finland | Romania  | Belgium |

### Big 6's favoured partners for all policy projects; partners' choices



- Policies & Partners Overview
- Preferred Actor Level
- Preferred Actor Level (Public View)
- Priorities and Favoured Partners**

# Priorities and Favoured Partners Votes by Big Six

Q12

“What policy projects have the highest priority for your country's government? Which countries are favoured partners for cooperating on these priorities?”

Policies sorted by list

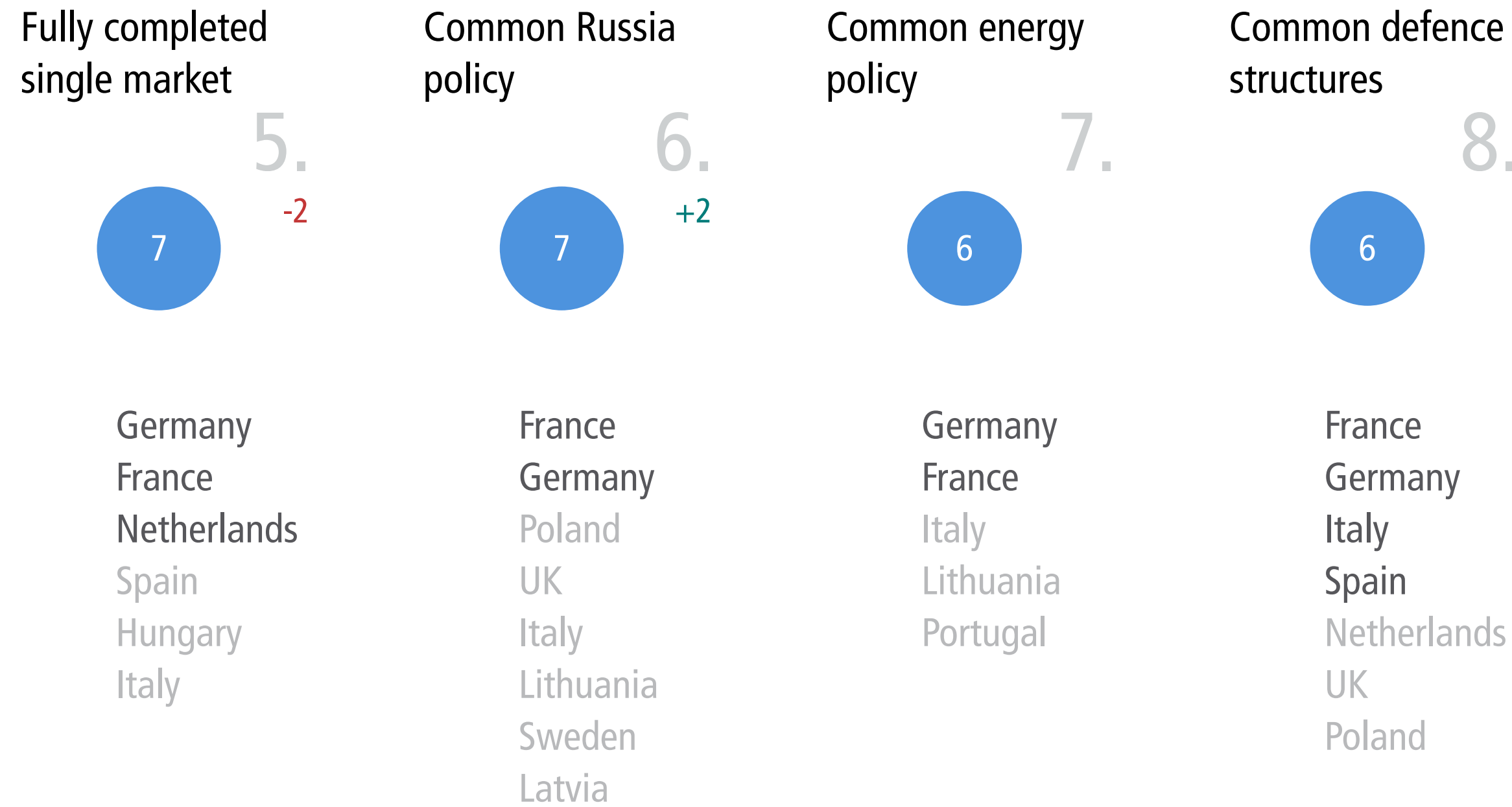
Policies sorted by priority

Top 4 priorities and partners' response ●

Additional priorities; partners' response ●

Help ✕

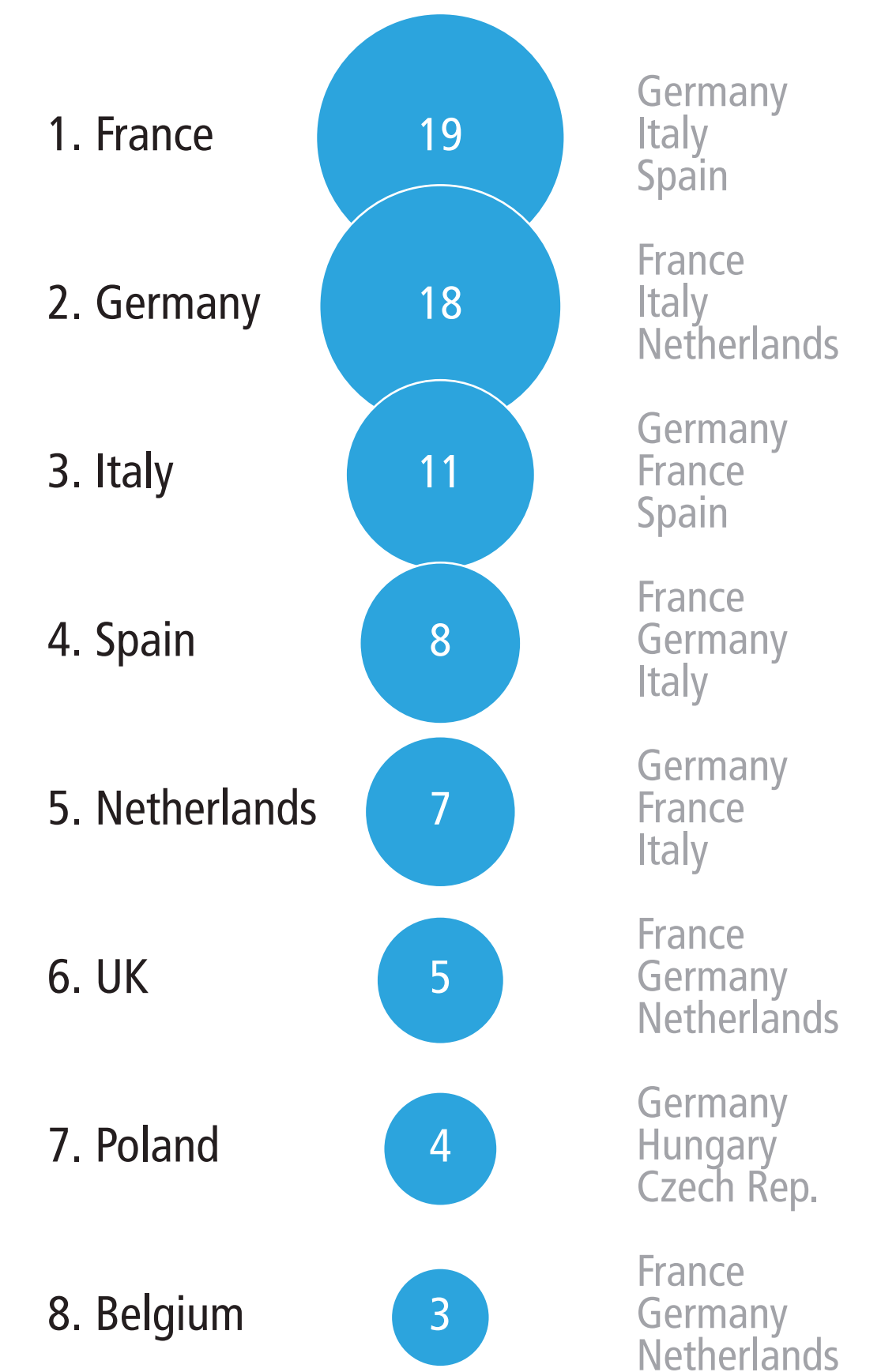
Countries	Policies
EU	Affluent Seven
<b>Big Six</b>	Southern Seven
Founding Six	Visegrád Four
Austria	Italy
Belgium	Latvia
Bulgaria	Lithuania
Croatia	Luxembourg
Cyprus	Malta
Czech Rep.	Netherlands
Denmark	Poland
Estonia	Portugal
Finland	Romania
France	Slovakia
Germany	Slovenia
Greece	Spain
Hungary	Sweden
Ireland	UK



### Countries prioritising these policy projects

- | Policy Project                | 1.        | 2.      | 3.         | 4.          | 5.       | 6.      | 7.         |
|-------------------------------|-----------|---------|------------|-------------|----------|---------|------------|
| Fully completed single market | Ireland   | Finland | Czech Rep. | Netherlands | Slovenia | Denmark | Hungary    |
| Common Russia policy          | Poland    | Estonia | Lithuania  | UK          | Latvia   | Denmark | Romania    |
| Common energy policy          | Lithuania | Poland  | Slovakia   | Bulgaria    | Cyprus   | Latvia  | Croatia    |
| Common defence structures     | Hungary   | Latvia  | Romania    | Finland     | France   | Cyprus  | Czech Rep. |

### Big 6's favoured partners for all policy projects; partners' choices



- Policies & Partners Overview
- Preferred Actor Level
- Preferred Actor Level (Public View)
- Priorities and Favoured Partners**



# Priorities and Favoured Partners

## Votes by Founding Six

Q12

“What policy projects have the highest priority for your country's government? Which countries are favoured partners for cooperating on these priorities?”

Policies sorted by list

Policies sorted by priority

Top 4 priorities and partners' response ●

Additional priorities; partners' response ●

Countries	Policies
EU	Affluent Seven
Big Six	Southern Seven
Founding Six	Visegrád Four
Austria	Italy
Belgium	Latvia
Bulgaria	Lithuania
Croatia	Luxembourg
Cyprus	Malta
Czech Rep.	Netherlands
Denmark	Poland
Estonia	Portugal
Finland	Romania
France	Slovakia
Germany	Slovenia
Greece	Spain
Hungary	Sweden
Ireland	UK



- Policies & Partners Overview
- Preferred Actor Level
- Preferred Actor Level (Public View)
- Priorities and Favoured Partners**

Number of respondents: 151. Numbers in circles show percentage of votes

# Priorities and Favoured Partners Votes by Founding Six

## Q12

“What policy projects have the highest priority for your country's government? Which countries are favoured partners for cooperating on these priorities?”


Policies sorted by list

Policies sorted by priority

Top 4 priorities and partners' response

Additional priorities; partners' response

Countries	Policies
EU	Affluent Seven
Big Six	Southern Seven
Founding Six	Visegrád Four
Austria	Italy
Belgium	Latvia
Bulgaria	Lithuania
Croatia	Luxembourg
Cyprus	Malta
Czech Rep.	Netherlands
Denmark	Poland
Estonia	Portugal
Finland	Romania
France	Slovakia
Germany	Slovenia
Greece	Spain
Hungary	Sweden
Ireland	UK



Policies with equal percentage are sorted according to EU results. Small numbers indicate a two rank (or more) deviation from the EU ranking results

- Policies & Partners Overview
- Preferred Actor Level
- Preferred Actor Level (Public View)
- Priorities and Favoured Partners**

# Priorities and Favoured Partners

## Votes by Founding Six

Q12

“What policy projects have the highest priority for your country's government? Which countries are favoured partners for cooperating on these priorities?”

[Policies sorted by list](#)

[Policies sorted by priority](#)


**[Top 4 priorities and partners' response](#)**

[Additional priorities; partners' response](#)

[Help](#) ✕

Countries	Policies
EU	Affluent Seven
Big Six	Southern Seven
Founding Six	Visegrád Four
Austria	Italy
Belgium	Latvia
Bulgaria	Lithuania
Croatia	Luxembourg
Cyprus	Malta
Czech Rep.	Netherlands
Denmark	Poland
Estonia	Portugal
Finland	Romania
France	Slovakia
Germany	Slovenia
Greece	Spain
Hungary	Sweden
Ireland	UK

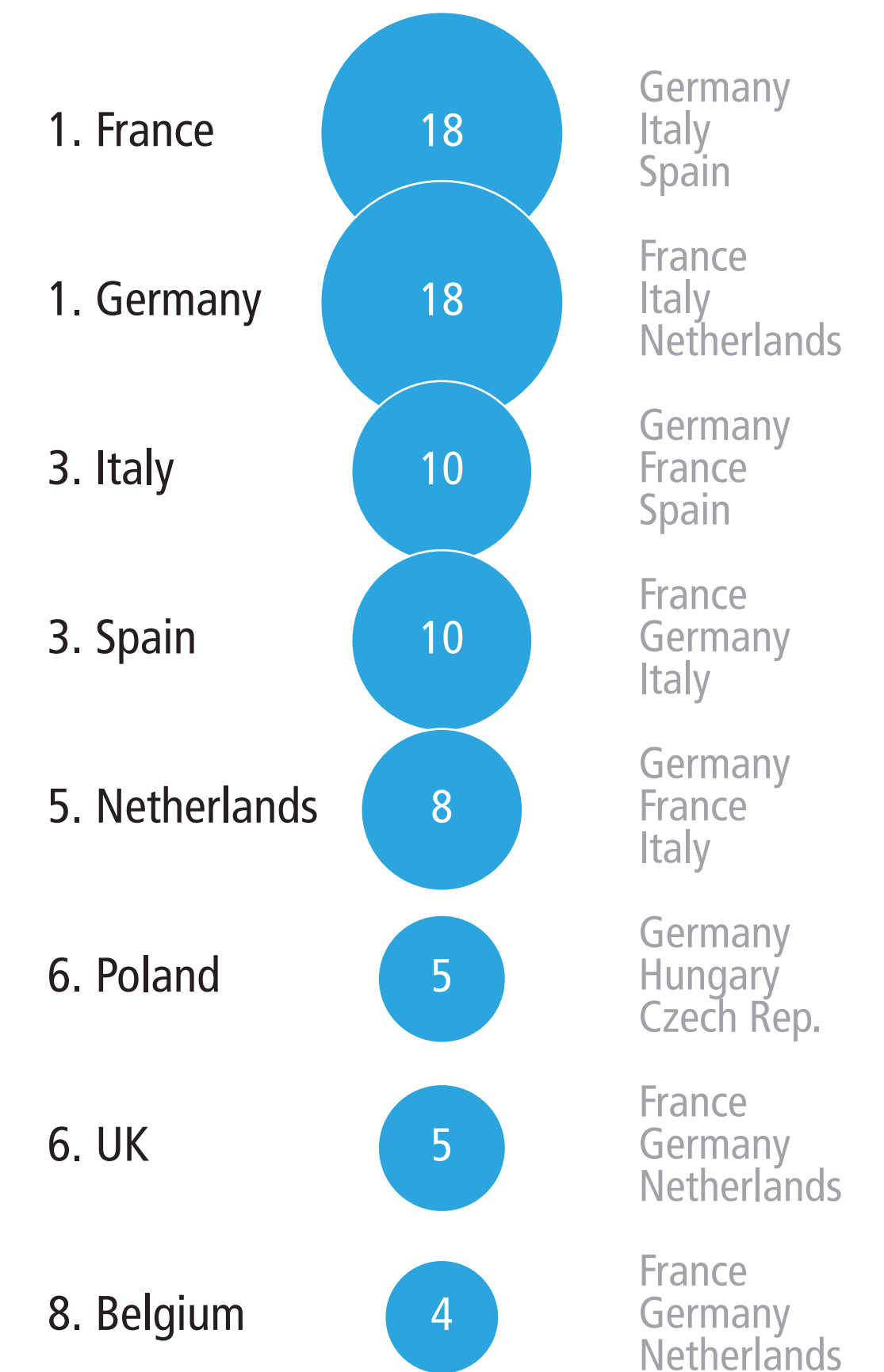
- [Policies & Partners Overview](#)
- [Preferred Actor Level](#)
- [Preferred Actor Level \(Public View\)](#)
- [Priorities and Favoured Partners](#)**



Countries prioritising these policy projects

- | Priority                                   | 1.       | 2.      | 3.       | 4.      |
|--|----------|---------|----------|---------|
| 1. Common immigration and asylum policy    | Malta    | Austria | Germany  | Cyprus  |
| 2. Single fiscal policy & Eurozone govern. | Slovenia | France  | Greece   | Belgium |
| 3. Common border police and coast guard    | Austria  | Greece  | Bulgaria | Croatia |
| 4. Integrated foreign & security policy    | Greece   | Finland | Romania  | Belgium |

Founding 6's favoured partners for all policy projects; partners' choices





# Priorities and Favoured Partners Votes by Founding Six

Q12

“What policy projects have the highest priority for your country's government? Which countries are favoured partners for cooperating on these priorities?”

[Policies sorted by list](#)

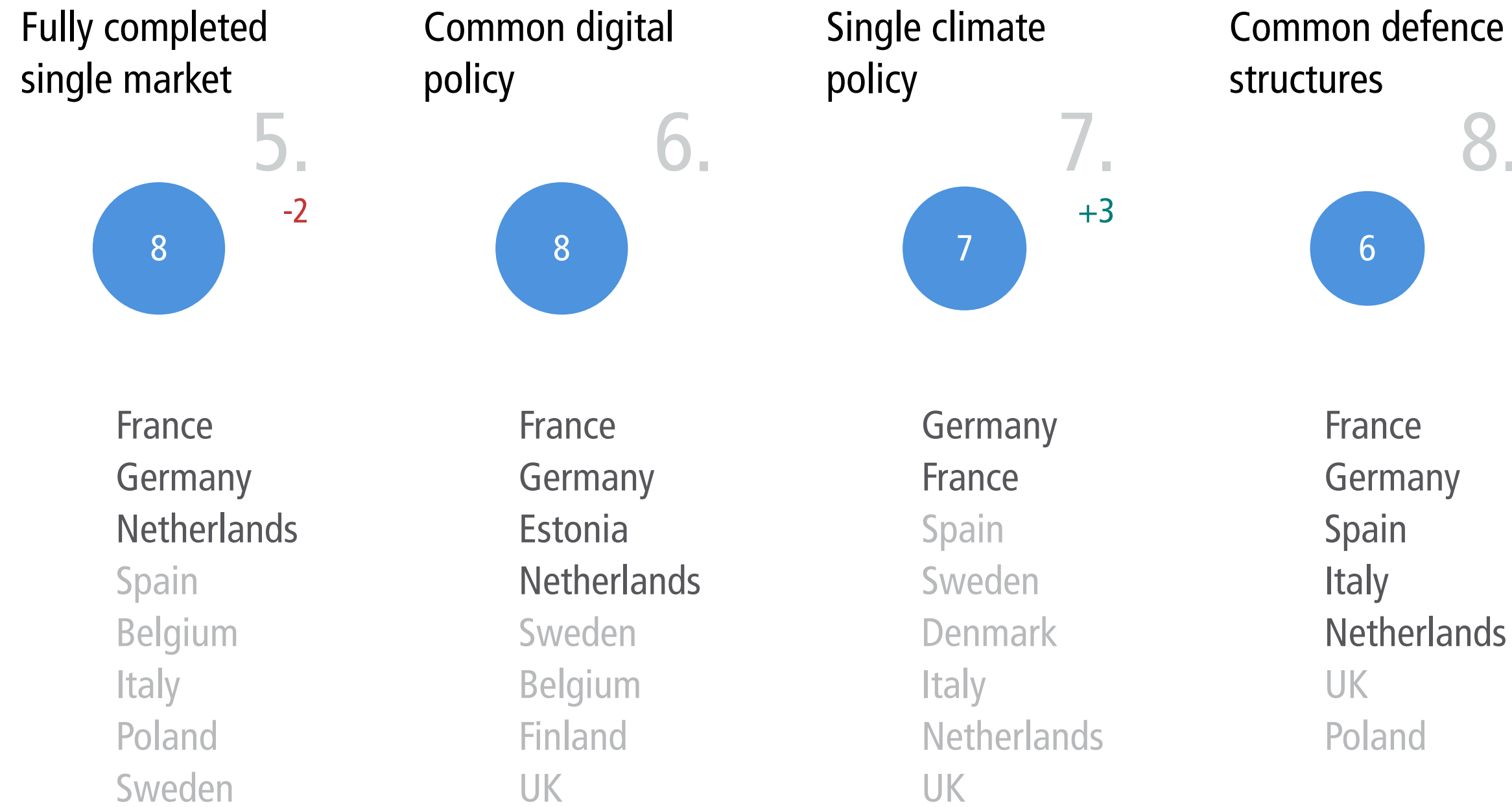
[Policies sorted by priority](#)

[Top 4 priorities and partners' response](#) ●

[Additional priorities; partners' response](#) ●

[Help](#) ✕

Countries	Policies
EU	Affluent Seven
Big Six	Southern Seven
Founding Six	Visegrád Four
Austria	Italy
Belgium	Latvia
Bulgaria	Lithuania
Croatia	Luxembourg
Cyprus	Malta
Czech Rep.	Netherlands
Denmark	Poland
Estonia	Portugal
Finland	Romania
France	Slovakia
Germany	Slovenia
Greece	Spain
Hungary	Sweden
Ireland	UK



Countries prioritising these policy projects

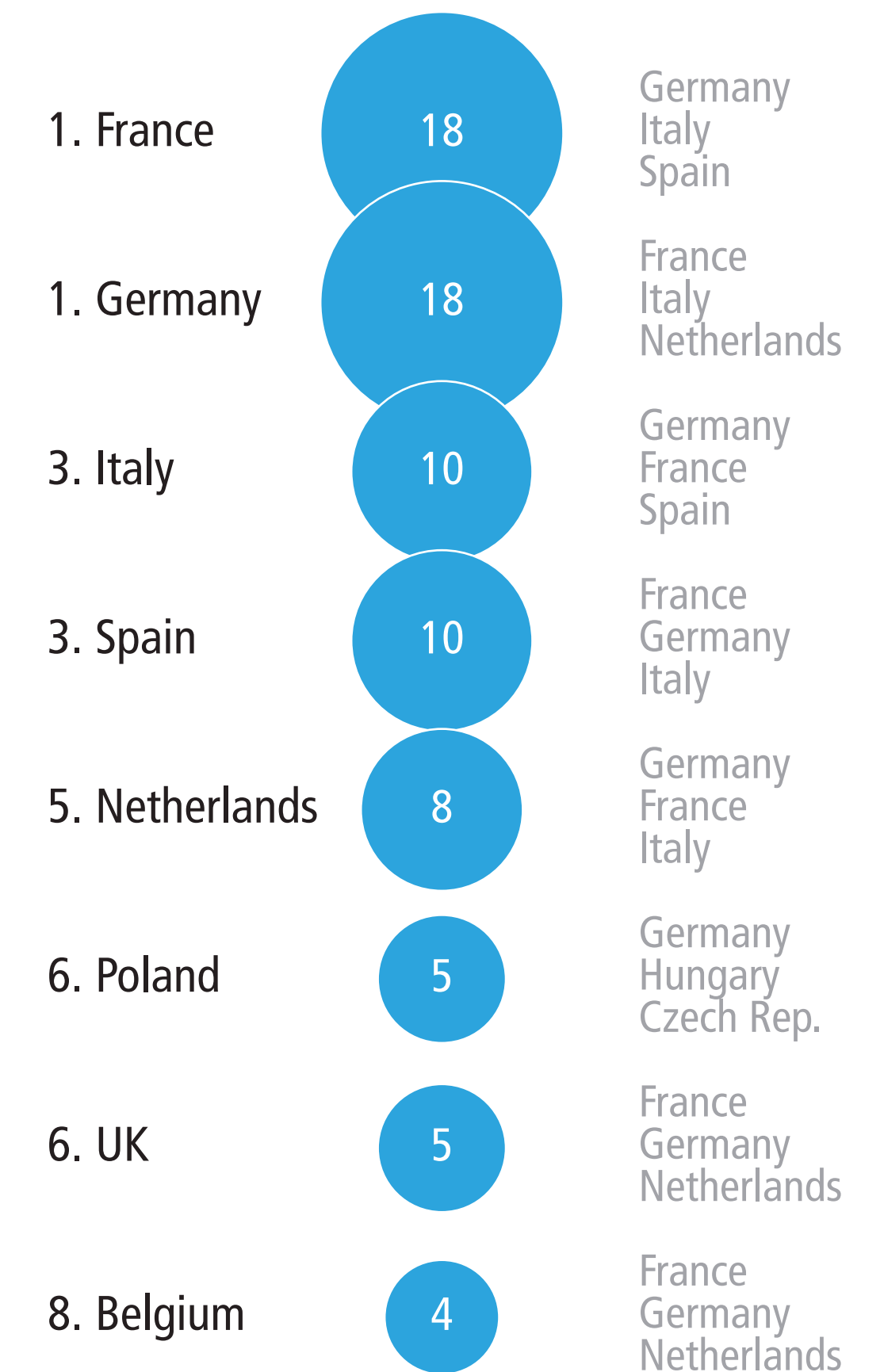
- 1. Ireland
- 2. Finland
- 3. Czech Rep.
- 3. Netherlands
- 5. Slovenia
- 6. Denmark
- 6. Hungary

- 1. Ireland
- 1. Luxembourg
- 3. Estonia
- 3. Netherlands
- 5. Austria
- 5. Czech Rep.
- 5. Finland

- 1. Netherlands
- 2. UK
- 3. Sweden
- 4. Denmark
- 4. Portugal
- 6. Belgium
- 6. France

- 1. Hungary
- 2. Latvia
- 2. Romania
- 4. Finland
- 4. France
- 6. Cyprus
- 7. Czech Rep.

Founding 6's favoured partners for all policy projects; partners' choices



- [Policies & Partners Overview](#)
- [Preferred Actor Level](#)
- [Preferred Actor Level \(Public View\)](#)
- [Priorities and Favoured Partners](#)**

# Priorities and Favoured Partners

## Votes by Affluent Seven

Q12

“What policy projects have the highest priority for your country's government? Which countries are favoured partners for cooperating on these priorities?”

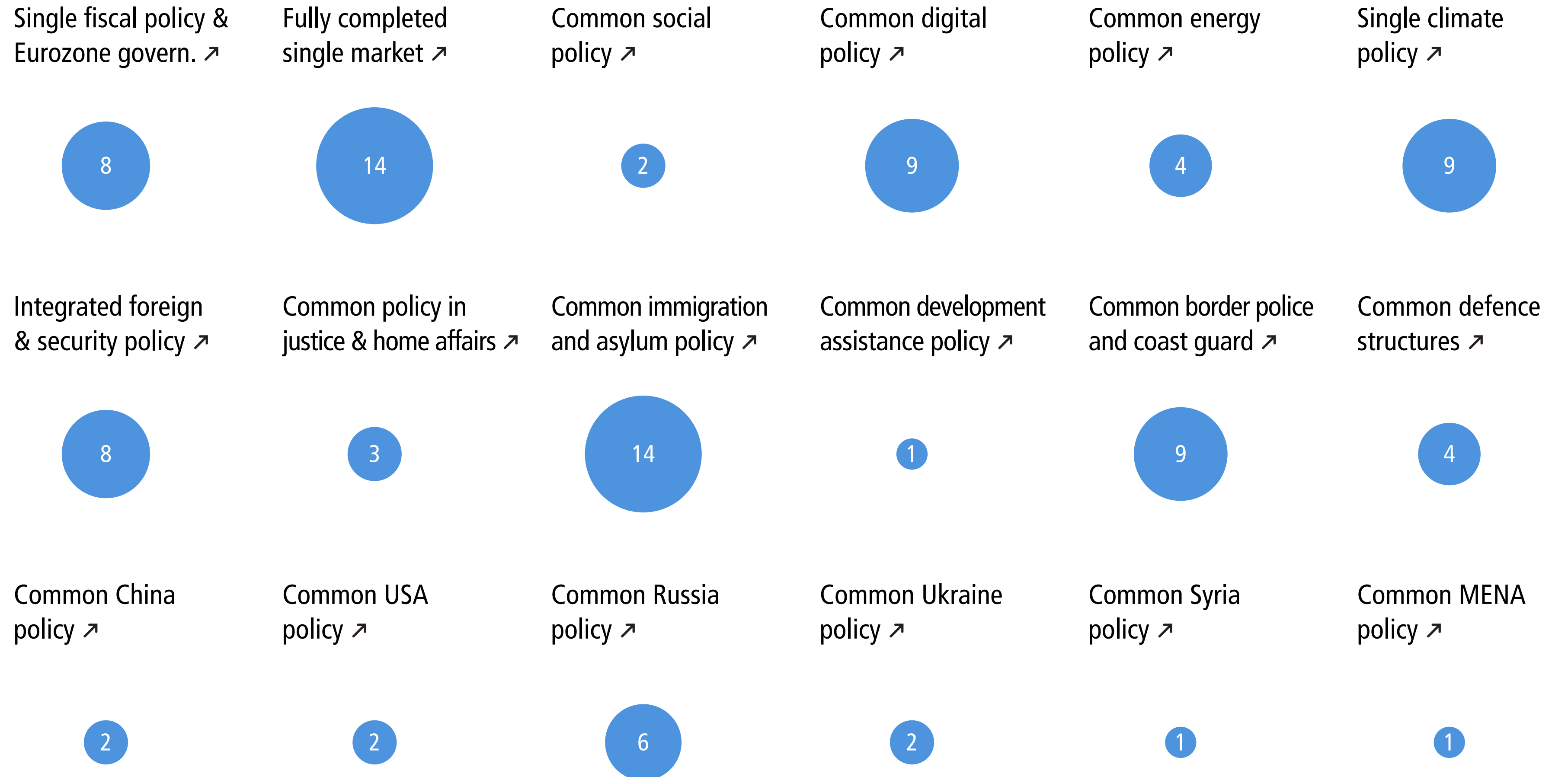
Policies sorted by list

Policies sorted by priority

Top 4 priorities and partners' response ●

Additional priorities; partners' response ●

Countries	Policies
EU	Affluent Seven
Big Six	Southern Seven
Founding Six	Visegrád Four
Austria	Italy
Belgium	Latvia
Bulgaria	Lithuania
Croatia	Luxembourg
Cyprus	Malta
Czech Rep.	Netherlands
Denmark	Poland
Estonia	Portugal
Finland	Romania
France	Slovakia
Germany	Slovenia
Greece	Spain
Hungary	Sweden
Ireland	UK



- Policies & Partners Overview
- Preferred Actor Level
- Preferred Actor Level (Public View)
- Priorities and Favoured Partners**

Number of respondents: 117. Numbers in circles show percentage of votes

# Priorities and Favoured Partners Votes by Affluent Seven

## Q12

“What policy projects have the highest priority for your country's government? Which countries are favoured partners for cooperating on these priorities?”


Policies sorted by list

Policies sorted by priority

Top 4 priorities and partners' response ●

Additional priorities; partners' response ●

Countries	Policies
EU	Affluent Seven
Big Six	Southern Seven
Founding Six	Visegrád Four
Austria	Italy
Belgium	Latvia
Bulgaria	Lithuania
Croatia	Luxembourg
Cyprus	Malta
Czech Rep.	Netherlands
Denmark	Poland
Estonia	Portugal
Finland	Romania
France	Slovakia
Germany	Slovenia
Greece	Spain
Hungary	Sweden
Ireland	UK



Policies with equal percentage are sorted according to EU results. Small numbers indicate a two rank (or more) deviation from the EU ranking results

- Policies & Partners Overview
- Preferred Actor Level
- Preferred Actor Level (Public View)
- Priorities and Favoured Partners**



# Priorities and Favoured Partners Votes by Affluent Seven

Q12

“What policy projects have the highest priority for your country's government? Which countries are favoured partners for cooperating on these priorities?”

Policies sorted by list

Policies sorted by priority

Top 4 priorities and partners' response ●

Additional priorities; partners' response ●

Help ✕

Countries	Policies
EU	Affluent Seven
Big Six	Southern Seven
Founding Six	Visegrád Four
Austria	Italy
Belgium	Latvia
Bulgaria	Lithuania
Croatia	Luxembourg
Cyprus	Malta
Czech Rep.	Netherlands
Denmark	Poland
Estonia	Portugal
Finland	Romania
France	Slovakia
Germany	Slovenia
Greece	Spain
Hungary	Sweden
Ireland	UK

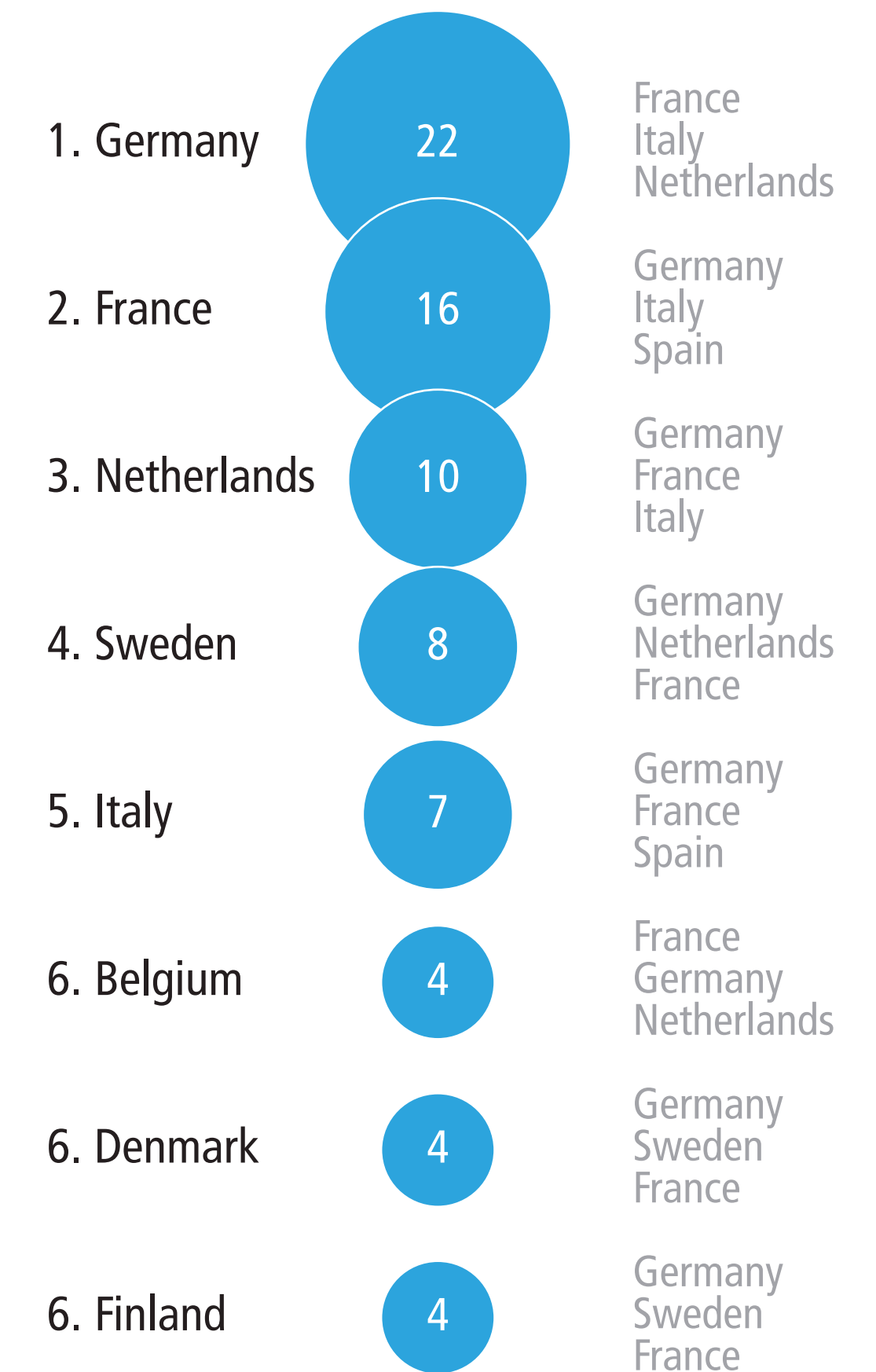
- Policies & Partners Overview
- Preferred Actor Level
- Preferred Actor Level (Public View)
- Priorities and Favoured Partners**



### Countries prioritising these policy projects

- | Policy Project                       | 1.      | 2.         | 3.         | 4.          | 5.       | 6.         |
|--------------------------------------|---------|------------|------------|-------------|----------|------------|
| Common immigration and asylum policy | Malta   | Austria    | Germany    | Cyprus      | Greece   | Slovenia   |
| Fully completed single market        | Ireland | Finland    | Czech Rep. | Netherlands | Slovenia | Denmark    |
| Common border police and coast guard | Austria | Greece     | Bulgaria   | Croatia     | Hungary  | Czech Rep. |
| Common digital policy                | Ireland | Luxembourg | Estonia    | Netherlands | Austria  | Czech Rep. |

### Affluent 7's favoured partners for all policy projects; partners' choices



# Priorities and Favoured Partners Votes by Affluent Seven

Q12

“What policy projects have the highest priority for your country's government? Which countries are favoured partners for cooperating on these priorities?”

Policies sorted by list

Policies sorted by priority

Top 4 priorities and partners' response ●

Additional priorities; partners' response ●

Help ✕

Countries	Policies
EU	Affluent Seven
Big Six	Southern Seven
Founding Six	Visegrád Four
Austria	Italy
Belgium	Latvia
Bulgaria	Lithuania
Croatia	Luxembourg
Cyprus	Malta
Czech Rep.	Netherlands
Denmark	Poland
Estonia	Portugal
Finland	Romania
France	Slovakia
Germany	Slovenia
Greece	Spain
Hungary	Sweden
Ireland	UK

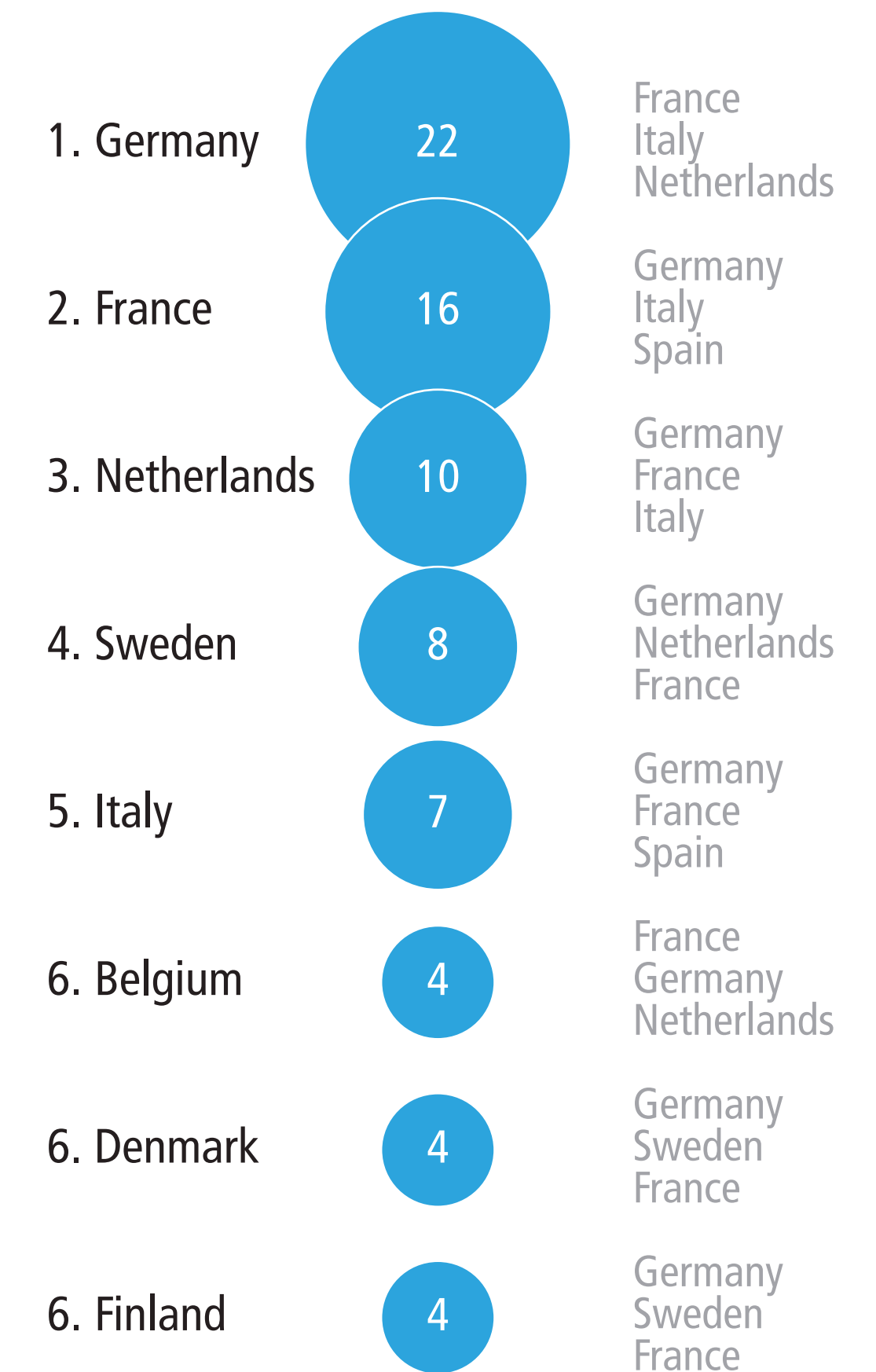
- Policies & Partners Overview
- Preferred Actor Level
- Preferred Actor Level (Public View)
- Priorities and Favoured Partners**



### Countries prioritising these policy projects

- |                |             |            |              |
|----------------|-------------|------------|--------------|
| 1. Netherlands | 1. Slovenia | 1. Greece  | 1. Poland    |
| 2. UK          | 2. France   | 2. Finland | 2. Estonia   |
| 3. Sweden      | 3. Greece   | 2. Romania | 3. Lithuania |
| 4. Denmark     | 4. Belgium  | 4. Belgium | 3. UK        |
| 4. Portugal    | 4. Ireland  | 4. Croatia | 5. Latvia    |
| 6. Belgium     | 4. Italy    | 4. Malta   | 6. Denmark   |
| 6. France      | 4. Portugal | 7. Cyprus  | 7. Romania   |

### Affluent 7's favoured partners for all policy projects; partners' choices



# Priorities and Favoured Partners

## Votes by Southern Seven

Q12

“What policy projects have the highest priority for your country's government? Which countries are favoured partners for cooperating on these priorities?”

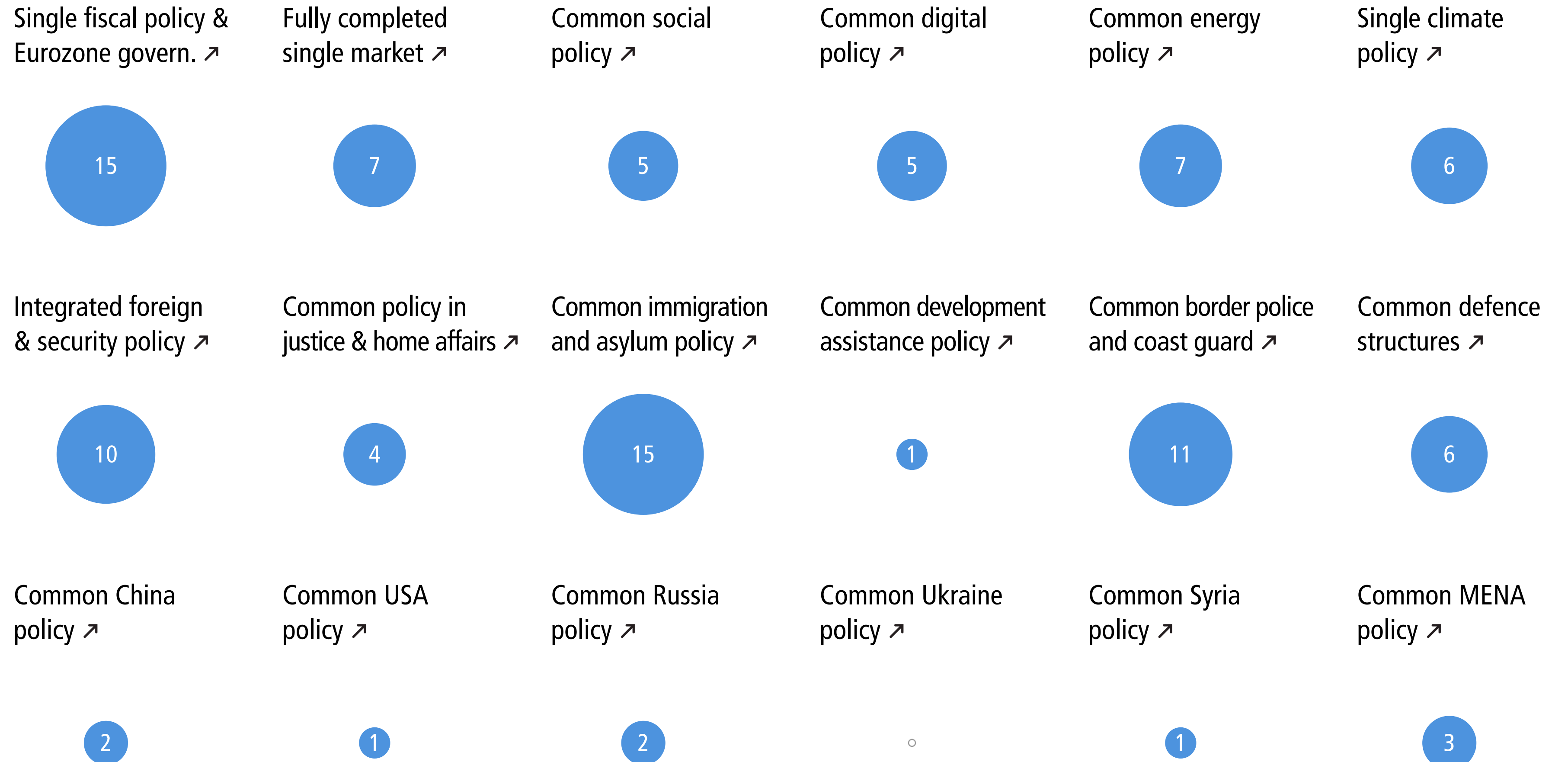
Policies sorted by list

Policies sorted by priority

Top 4 priorities and partners' response ●

Additional priorities; partners' response ●

Countries	Policies
EU	Affluent Seven
Big Six	<b>Southern Seven</b>
Founding Six	Visegrád Four
Austria	Italy
Belgium	Latvia
Bulgaria	Lithuania
Croatia	Luxembourg
Cyprus	Malta
Czech Rep.	Netherlands
Denmark	Poland
Estonia	Portugal
Finland	Romania
France	Slovakia
Germany	Slovenia
Greece	Spain
Hungary	Sweden
Ireland	UK



- Policies & Partners Overview
- Preferred Actor Level
- Preferred Actor Level (Public View)
- Priorities and Favoured Partners**

Number of respondents: 138. Numbers in circles show percentage of votes



# Priorities and Favoured Partners Votes by Southern Seven

## Q12

“What policy projects have the highest priority for your country's government? Which countries are favoured partners for cooperating on these priorities?”


Policies sorted by list

Policies sorted by priority

Top 4 priorities and partners' response ●

Additional priorities; partners' response ●

Countries	Policies
EU	Affluent Seven
Big Six	<b>Southern Seven</b>
Founding Six	Visegrád Four
Austria	Italy
Belgium	Latvia
Bulgaria	Lithuania
Croatia	Luxembourg
Cyprus	Malta
Czech Rep.	Netherlands
Denmark	Poland
Estonia	Portugal
Finland	Romania
France	Slovakia
Germany	Slovenia
Greece	Spain
Hungary	Sweden
Ireland	UK



Policies with equal percentage are sorted according to EU results. Small numbers indicate a two rank (or more) deviation from the EU ranking results

# Priorities and Favoured Partners Votes by Southern Seven

## Q12

“What policy projects have the highest priority for your country's government? Which countries are favoured partners for cooperating on these priorities?”

Policies sorted by list

Policies sorted by priority


**Top 4 priorities and partners' response**

Additional priorities; partners' response

Help x

Countries	Policies
EU	Affluent Seven
Big Six	<b>Southern Seven</b>
Founding Six	Visegrád Four
Austria	Italy
Belgium	Latvia
Bulgaria	Lithuania
Croatia	Luxembourg
Cyprus	Malta
Czech Rep.	Netherlands
Denmark	Poland
Estonia	Portugal
Finland	Romania
France	Slovakia
Germany	Slovenia
Greece	Spain
Hungary	Sweden
Ireland	UK

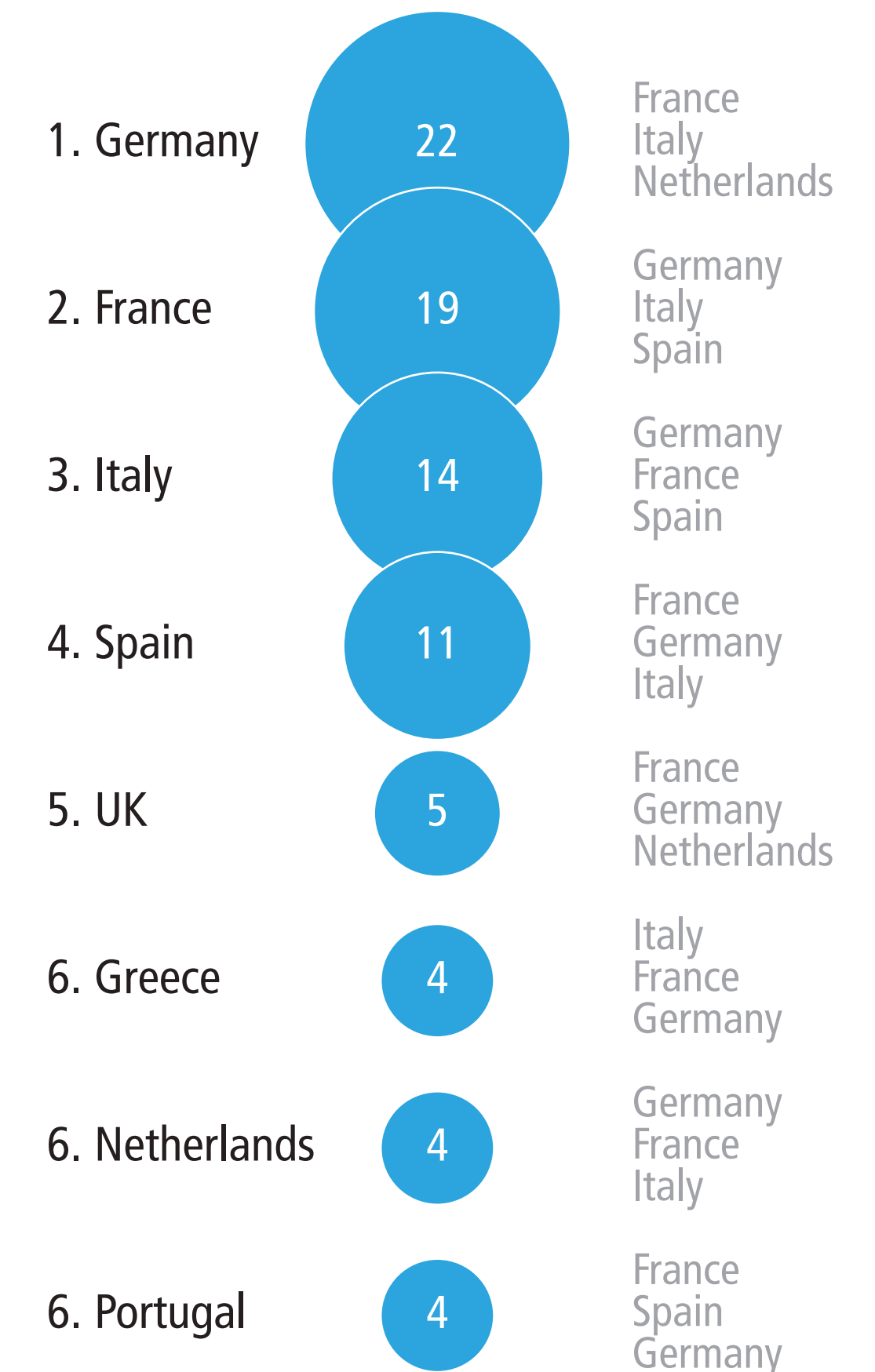
- Policies & Partners Overview
- Preferred Actor Level
- Preferred Actor Level (Public View)
- Priorities and Favoured Partners**



### Countries prioritising these policy projects

- | Policy                                  | 1st         | 2nd        | 3rd         | 4th        | 5th        | 6th           |
|---|-------------|------------|-------------|------------|------------|---------------|
| Common immigration and asylum policy    | 1. Malta    | 2. Austria | 3. Germany  | 4. Cyprus  | 4. Greece  | 4. Slovenia   |
| Single fiscal policy & Eurozone govern. | 1. Slovenia | 2. France  | 3. Greece   | 4. Belgium | 4. Ireland | 4. Italy      |
| Common border police and coast guard    | 1. Austria  | 2. Greece  | 3. Bulgaria | 3. Croatia | 5. Hungary | 6. Czech Rep. |
| Integrated foreign & security policy    | 1. Greece   | 2. Finland | 2. Romania  | 4. Belgium | 4. Croatia | 4. Malta      |

### Southern 7's favoured partners for all policy projects; partners' choices



# Priorities and Favoured Partners Votes by Southern Seven

Q12

“What policy projects have the highest priority for your country's government? Which countries are favoured partners for cooperating on these priorities?”

[Policies sorted by list](#)

[Policies sorted by priority](#)

[Top 4 priorities and partners' response](#) ●

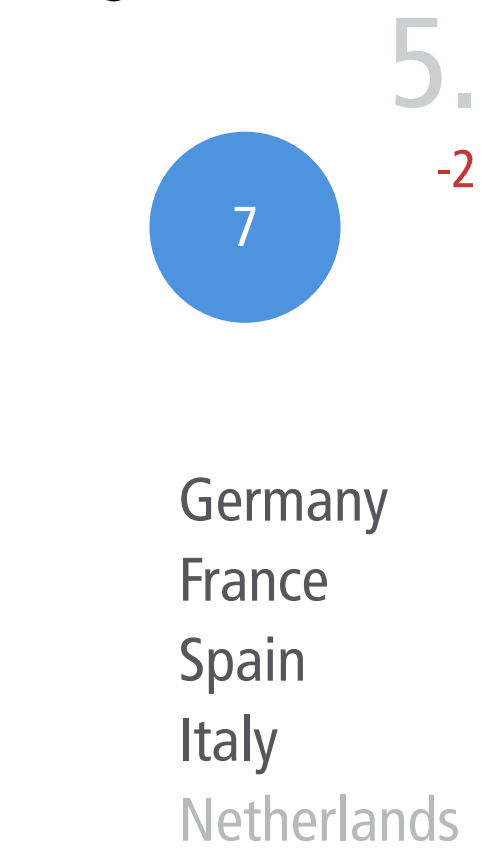
[Additional priorities; partners' response](#) ●

[Help](#) ✕

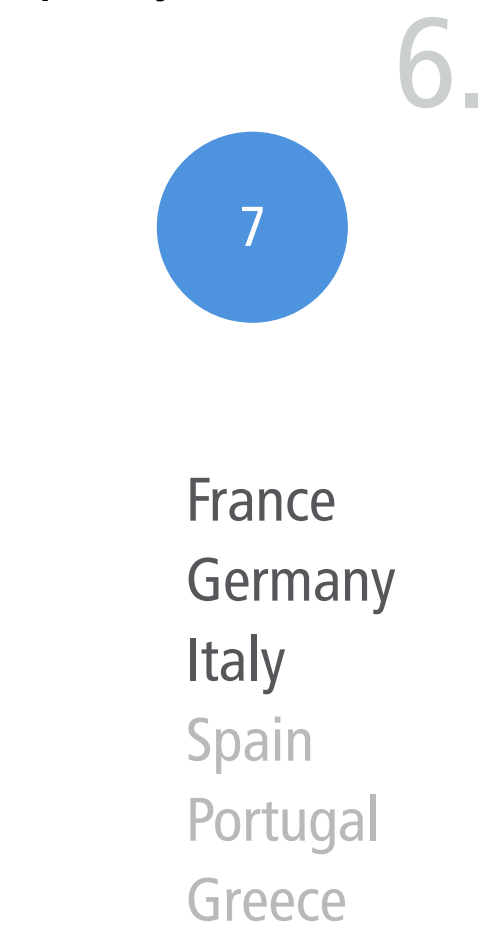
Countries	Policies
EU	Affluent Seven
Big Six	<b>Southern Seven</b>
Founding Six	Visegrád Four
Austria	Italy
Belgium	Latvia
Bulgaria	Lithuania
Croatia	Luxembourg
Cyprus	Malta
Czech Rep.	Netherlands
Denmark	Poland
Estonia	Portugal
Finland	Romania
France	Slovakia
Germany	Slovenia
Greece	Spain
Hungary	Sweden
Ireland	UK

- [Policies & Partners Overview](#)
- [Preferred Actor Level](#)
- [Preferred Actor Level \(Public View\)](#)
- [Priorities and Favoured Partners](#)**

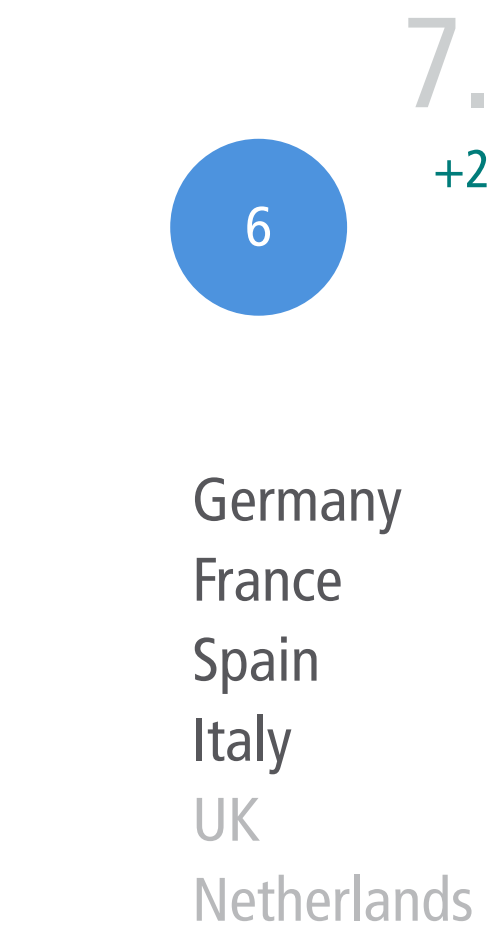
## Fully completed single market



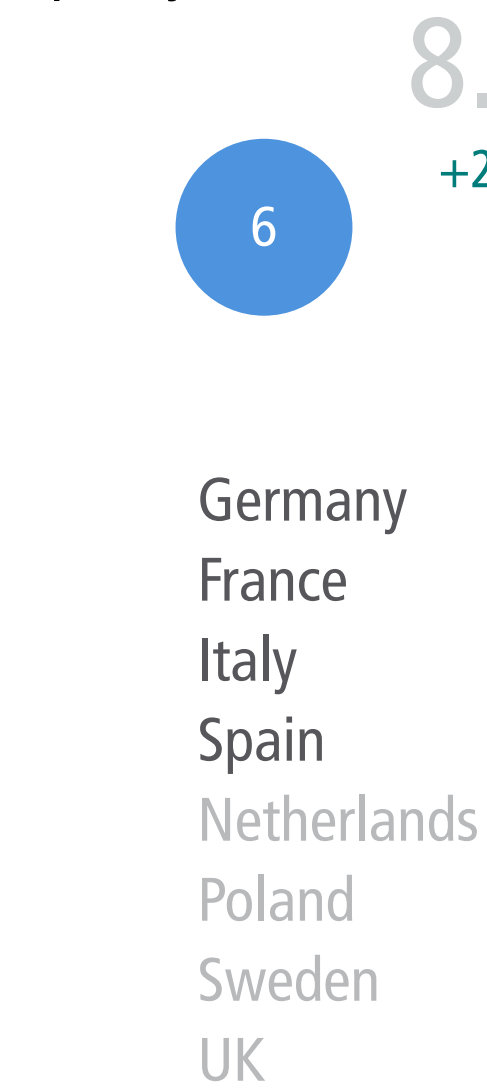
## Common energy policy



## Common defence structures



## Single climate policy



### Countries prioritising these policy projects

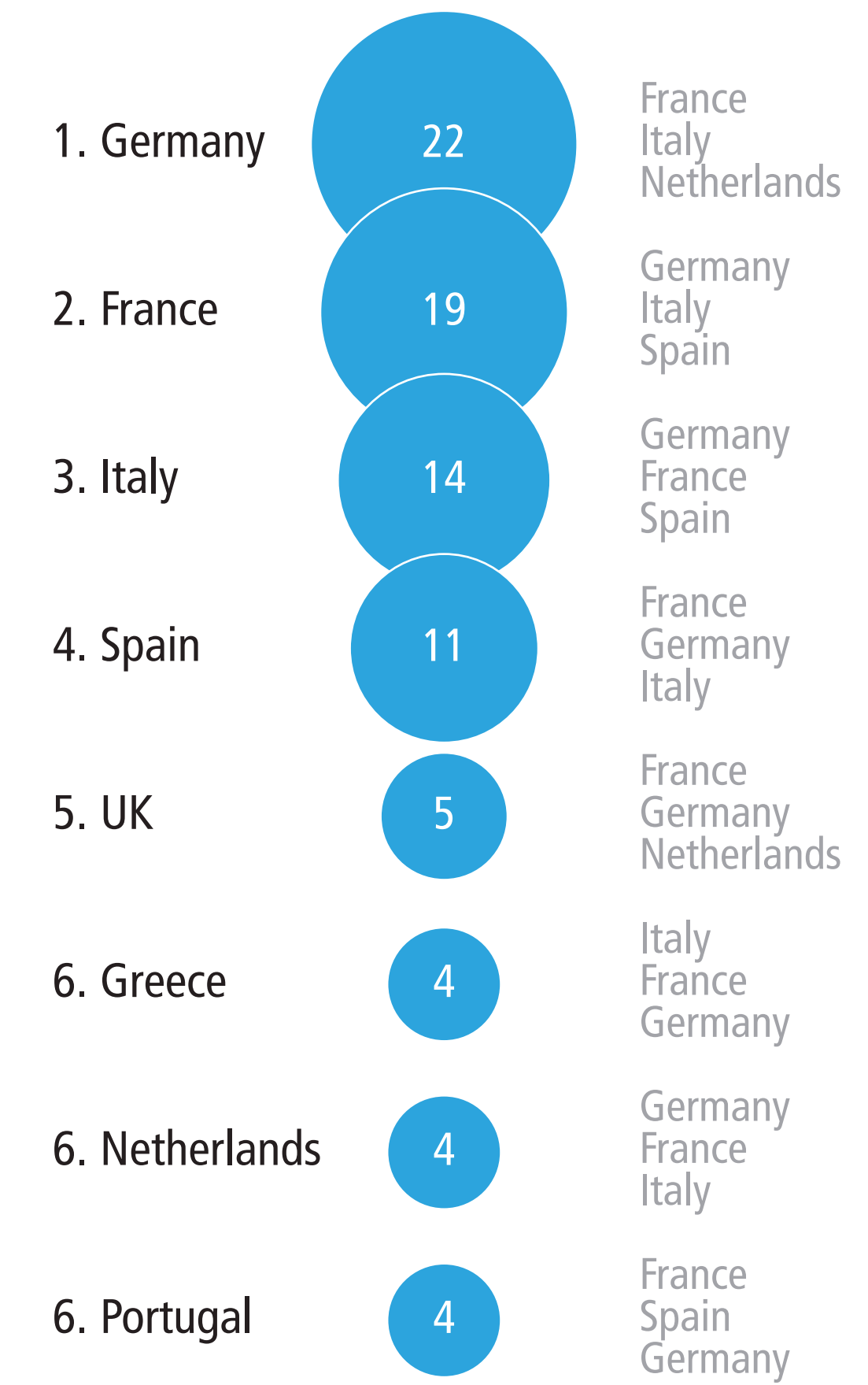
- Ireland
- Finland
- Czech Rep.
- Netherlands
- Slovenia
- Denmark
- Hungary

- Lithuania
- Poland
- Slovakia
- Bulgaria
- Cyprus
- Latvia
- Croatia

- Hungary
- Latvia
- Romania
- Finland
- France
- Cyprus
- Czech Rep.

- Netherlands
- UK
- Sweden
- Denmark
- Portugal
- Belgium
- France

## Southern 7's favoured partners for all policy projects; partners' choices





# Priorities and Favoured Partners

## Votes by Visegrád Four

Q12

“What policy projects have the highest priority for your country's government? Which countries are favoured partners for cooperating on these priorities?”

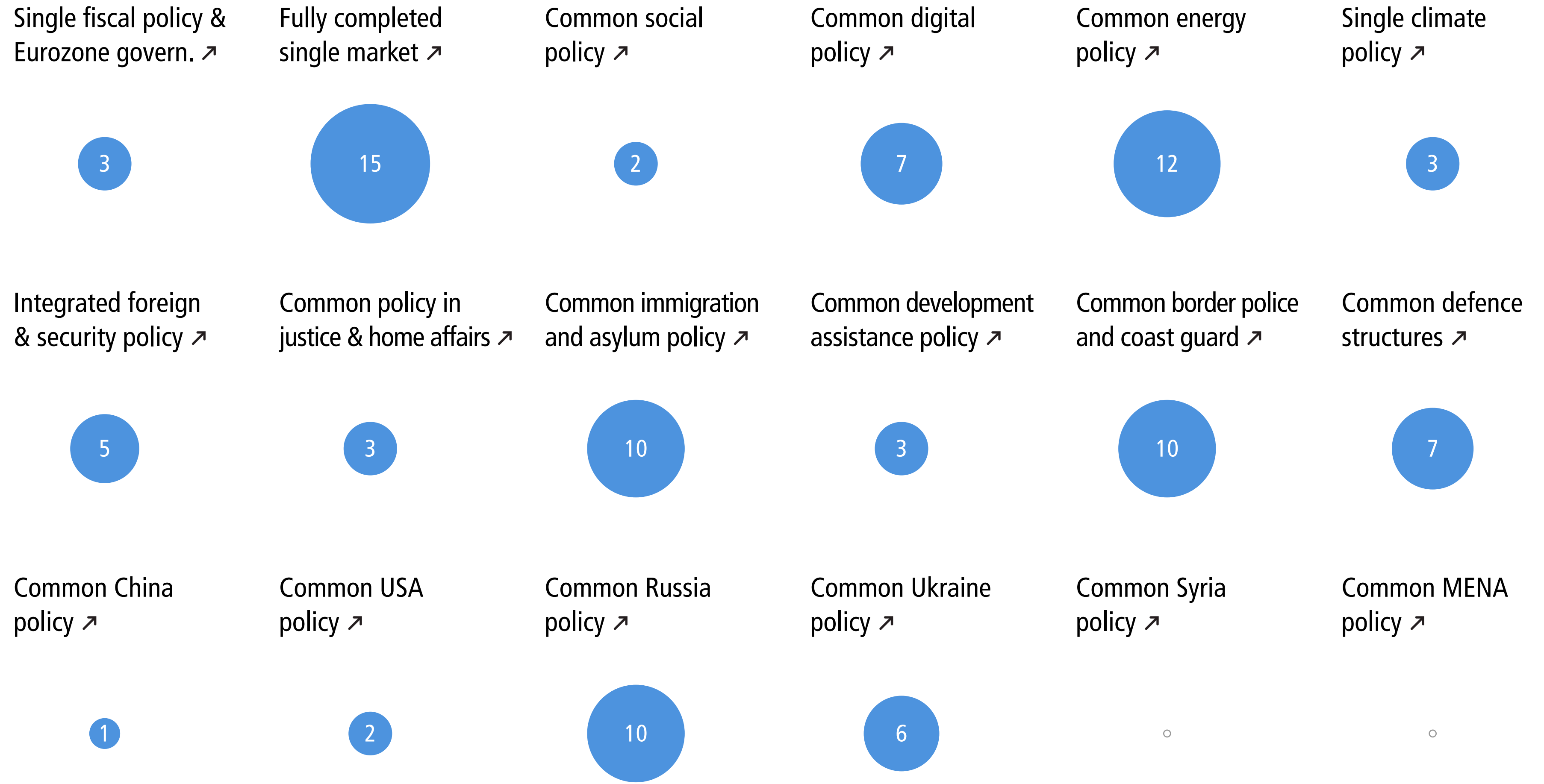
Policies sorted by list

Policies sorted by priority

Top 4 priorities and partners' response ●

Additional priorities; partners' response ●

Countries	Policies
EU	Affluent Seven
Big Six	Southern Seven
Founding Six	<b>Visegrád Four</b>
Austria	Italy
Belgium	Latvia
Bulgaria	Lithuania
Croatia	Luxembourg
Cyprus	Malta
Czech Rep.	Netherlands
Denmark	Poland
Estonia	Portugal
Finland	Romania
France	Slovakia
Germany	Slovenia
Greece	Spain
Hungary	Sweden
Ireland	UK



- Policies & Partners Overview
- Preferred Actor Level
- Preferred Actor Level (Public View)
- Priorities and Favoured Partners**

Number of respondents: 78. Numbers in circles show percentage of votes

# Priorities and Favoured Partners Votes by Visegrád Four

## Q12

“What policy projects have the highest priority for your country's government? Which countries are favoured partners for cooperating on these priorities?”

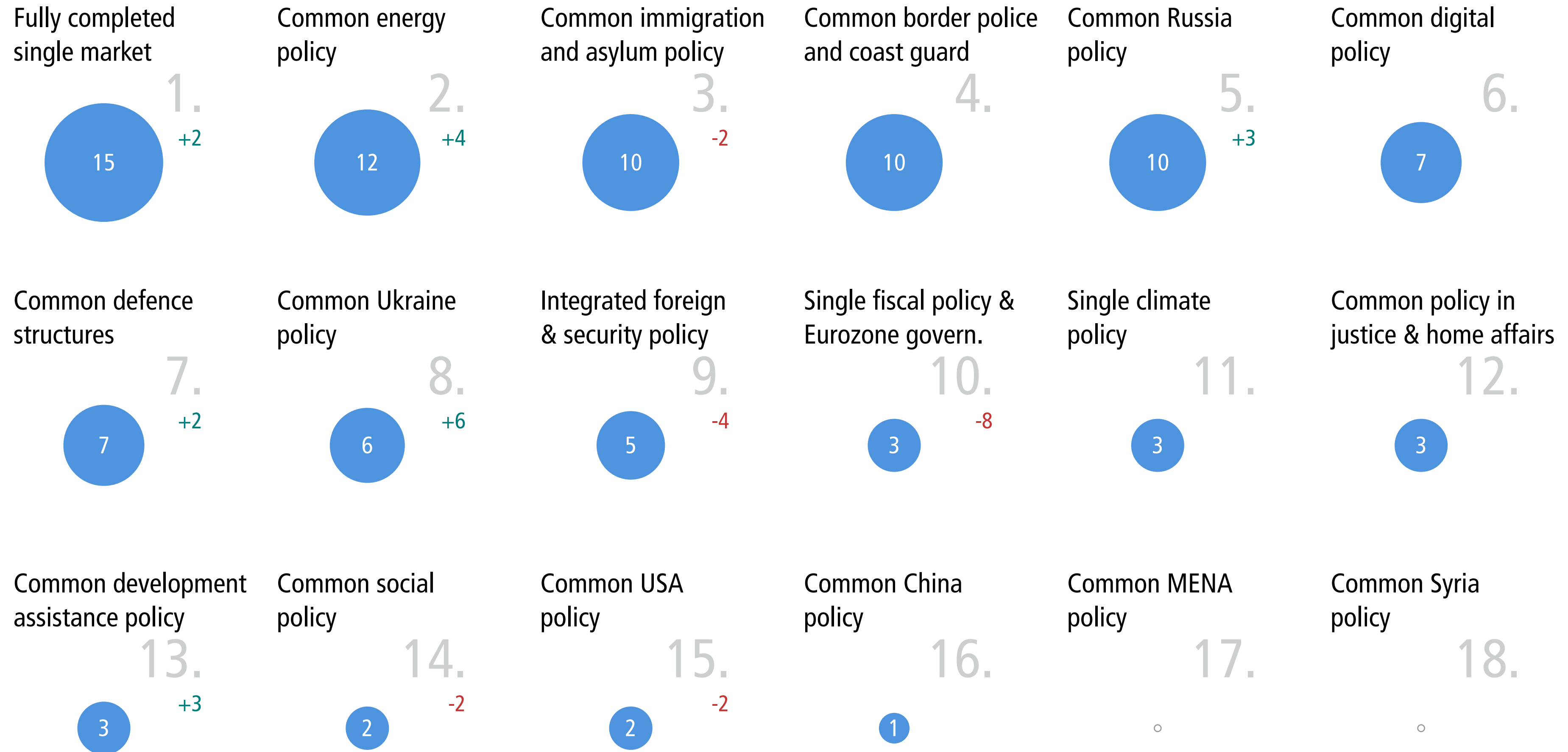
Policies sorted by list

Policies sorted by priority

Top 4 priorities and partners' response ●

Additional priorities; partners' response ●

Countries	Policies
EU	Affluent Seven
Big Six	Southern Seven
Founding Six	<b>Visegrád Four</b>
Austria	Italy
Belgium	Latvia
Bulgaria	Lithuania
Croatia	Luxembourg
Cyprus	Malta
Czech Rep.	Netherlands
Denmark	Poland
Estonia	Portugal
Finland	Romania
France	Slovakia
Germany	Slovenia
Greece	Spain
Hungary	Sweden
Ireland	UK



Policies with equal percentage are sorted according to EU results. Small numbers indicate a two rank (or more) deviation from the EU ranking results

- Policies & Partners Overview
- Preferred Actor Level
- Preferred Actor Level (Public View)
- Priorities and Favoured Partners**

# Priorities and Favoured Partners Votes by Visegrád Four

Q12

“What policy projects have the highest priority for your country's government? Which countries are favoured partners for cooperating on these priorities?”

Policies sorted by list

Policies sorted by priority

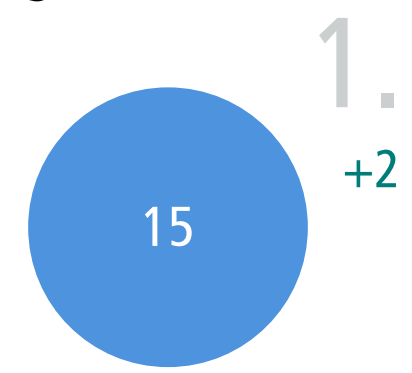
Top 4 priorities and partners' response ●

Additional priorities; partners' response ●

Help ✕

Countries	Policies
EU	Affluent Seven
Big Six	Southern Seven
Founding Six	<b>Visegrád Four</b>
Austria	Italy
Belgium	Latvia
Bulgaria	Lithuania
Croatia	Luxembourg
Cyprus	Malta
Czech Rep.	Netherlands
Denmark	Poland
Estonia	Portugal
Finland	Romania
France	Slovakia
Germany	Slovenia
Greece	Spain
Hungary	Sweden
Ireland	UK

Fully completed single market



- Germany
- Slovakia
- Czech Rep.
- Poland
- Hungary
- Netherlands
- UK
- Austria

Countries prioritising these policy projects

- Ireland
- Finland
- Czech Rep.
- Netherlands
- Slovenia
- Denmark
- Hungary


Common energy policy



- Germany
- Czech Rep.
- Poland
- Slovakia
- Hungary
- Lithuania
- Romania
- France

- Lithuania
- Poland
- Slovakia
- Bulgaria
- Cyprus
- Latvia
- Croatia


Common immigration and asylum policy



- Hungary
- Poland
- Czech Rep.
- Slovakia
- Austria
- Germany

- Malta
- Austria
- Germany
- Cyprus
- Greece
- Slovenia
- Sweden


Common border police and coast guard



- Poland
- Slovakia
- Austria
- Germany
- Hungary
- Czech Rep.
- Italy
- France

- Austria
- Greece
- Bulgaria
- Croatia
- Hungary
- Czech Rep.
- Slovenia

Visegrád 4's favoured partners for all policy projects; partners' choices



- Policies & Partners Overview
- Preferred Actor Level
- Preferred Actor Level (Public View)
- Priorities and Favoured Partners**



# Priorities and Favoured Partners Votes by Visegrád Four

Q12

“What policy projects have the highest priority for your country's government? Which countries are favoured partners for cooperating on these priorities?”

Policies sorted by list

Policies sorted by priority

Top 4 priorities and partners' response ●

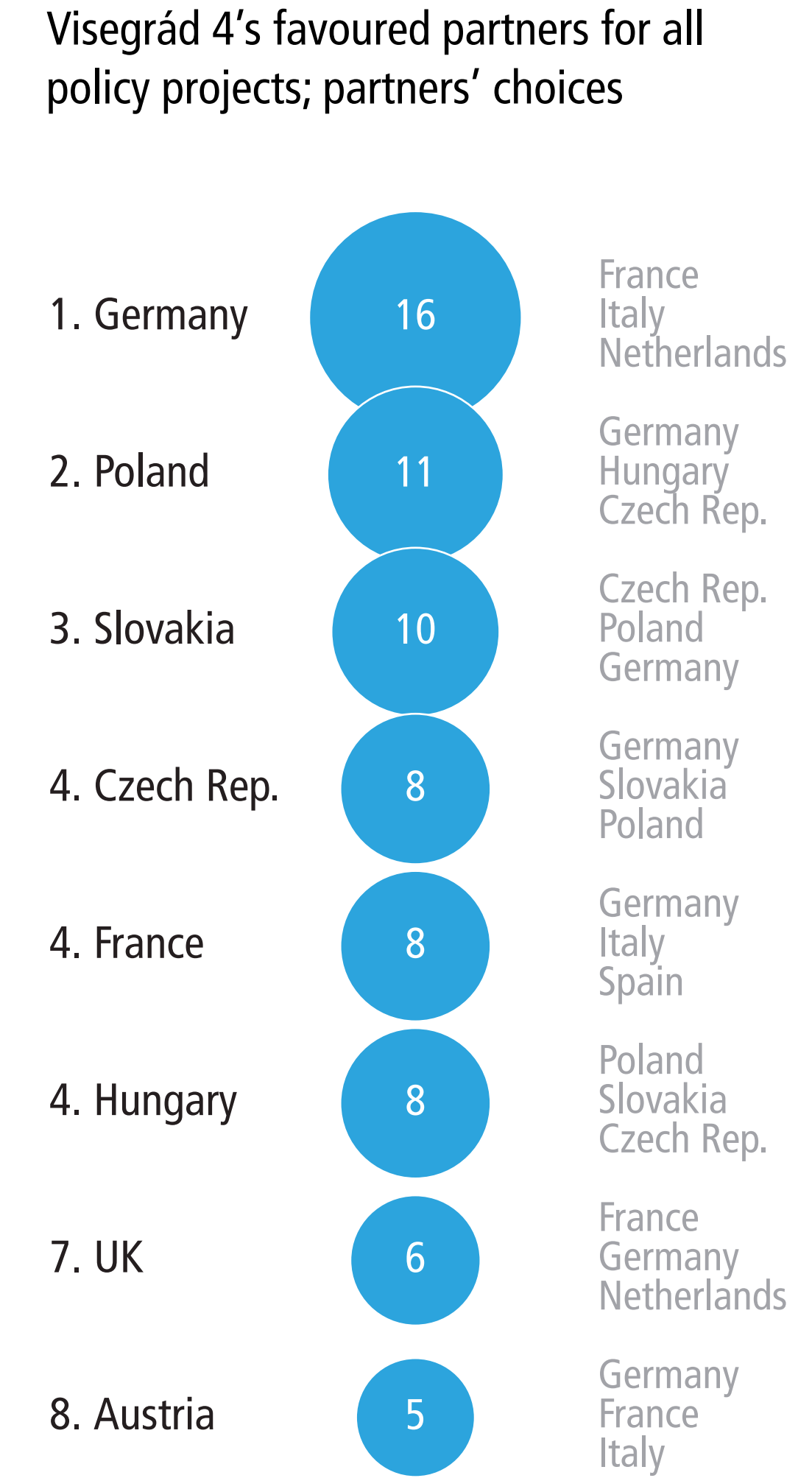
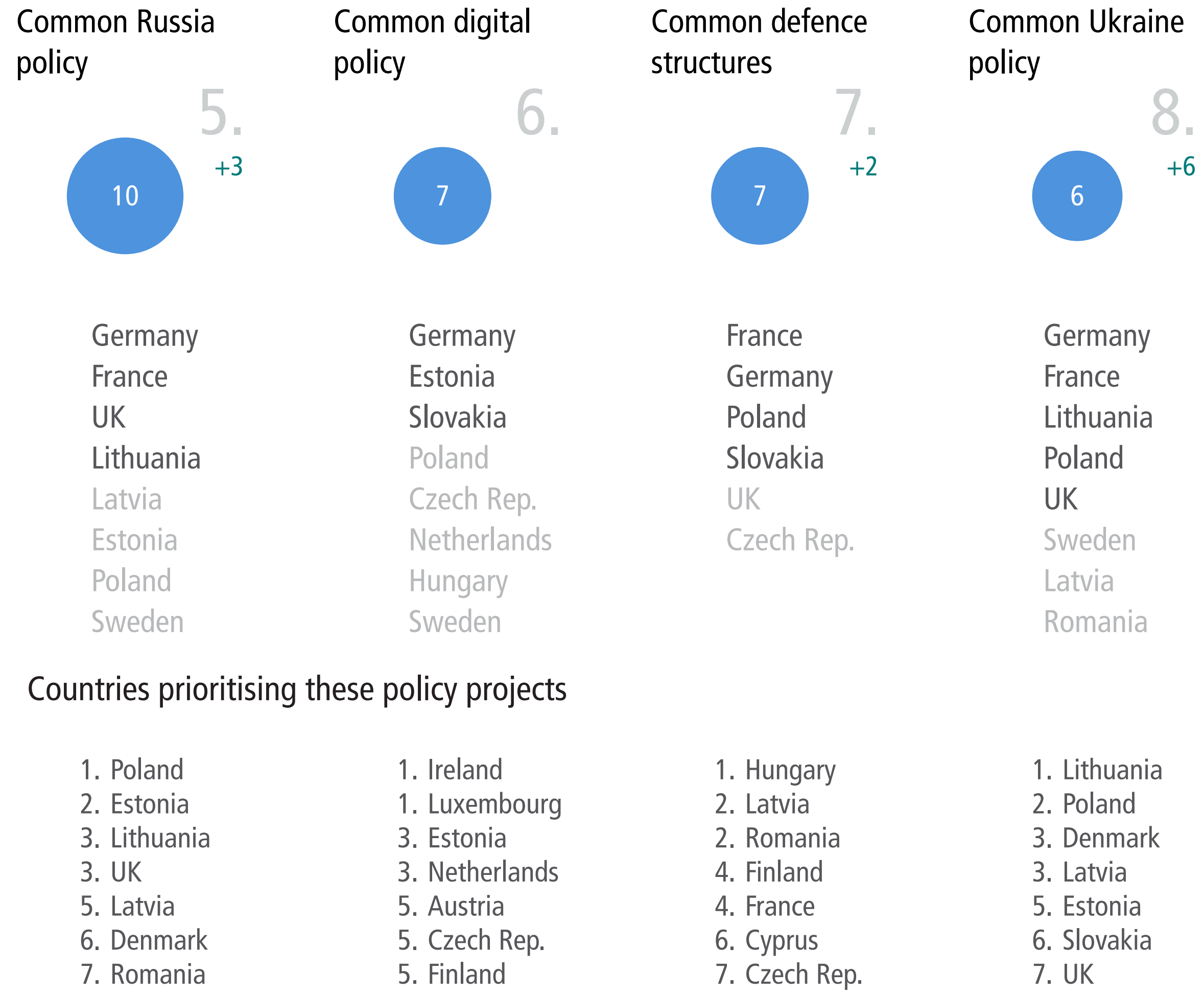
Additional priorities; partners' response ●

Help ✕

Countries	Policies
EU	Affluent Seven
Big Six	Southern Seven
Founding Six	<b>Visegrád Four</b>
Austria	Italy
Belgium	Latvia
Bulgaria	Lithuania
Croatia	Luxembourg
Cyprus	Malta
Czech Rep.	Netherlands
Denmark	Poland
Estonia	Portugal
Finland	Romania
France	Slovakia
Germany	Slovenia
Greece	Spain
Hungary	Sweden
Ireland	UK

Policies & Partners Overview  
 Preferred Actor Level  
 Preferred Actor Level (Public View)

**Priorities and Favoured Partners**



# Priorities and Favoured Partners Votes by Austria

## Q12

“What policy projects have the highest priority for your country's government? Which countries are favoured partners for cooperating on these priorities?”

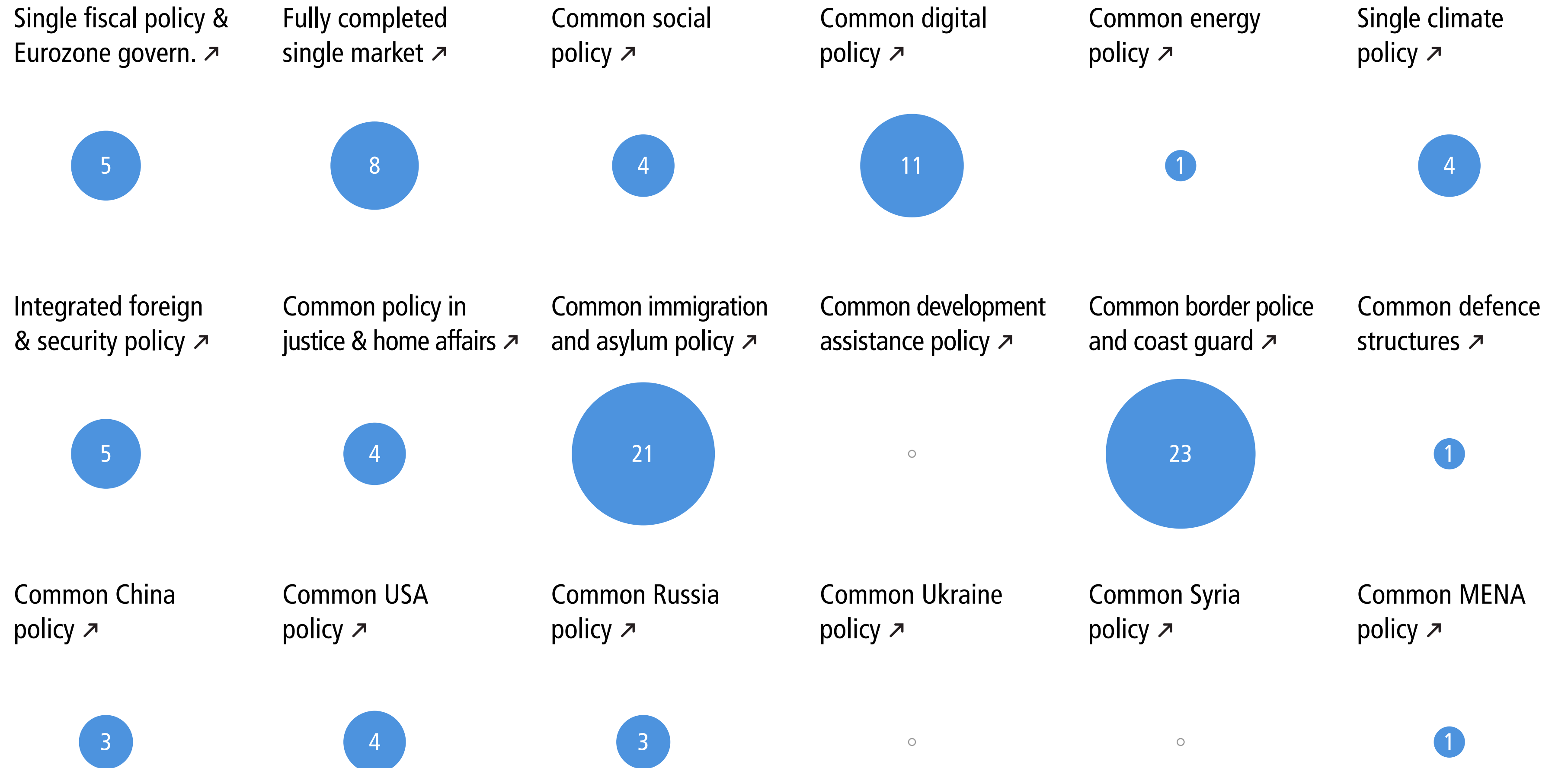
Policies sorted by list

Policies sorted by priority

Top 4 priorities and partners' response ●

Additional priorities; partners' response ●

Countries	Policies
EU	Affluent Seven
Big Six	Southern Seven
Founding Six	Visegrád Four
<b>Austria</b>	Italy
Belgium	Latvia
Bulgaria	Lithuania
Croatia	Luxembourg
Cyprus	Malta
Czech Rep.	Netherlands
Denmark	Poland
Estonia	Portugal
Finland	Romania
France	Slovakia
Germany	Slovenia
Greece	Spain
Hungary	Sweden
Ireland	UK



Policies & Partners Overview  
 Preferred Actor Level  
 Preferred Actor Level (Public View)

**Priorities and Favoured Partners**

Number of respondents: 17. Numbers in circles show percentage of votes

# Priorities and Favoured Partners Votes by Austria

## Q12

“What policy projects have the highest priority for your country's government? Which countries are favoured partners for cooperating on these priorities?”

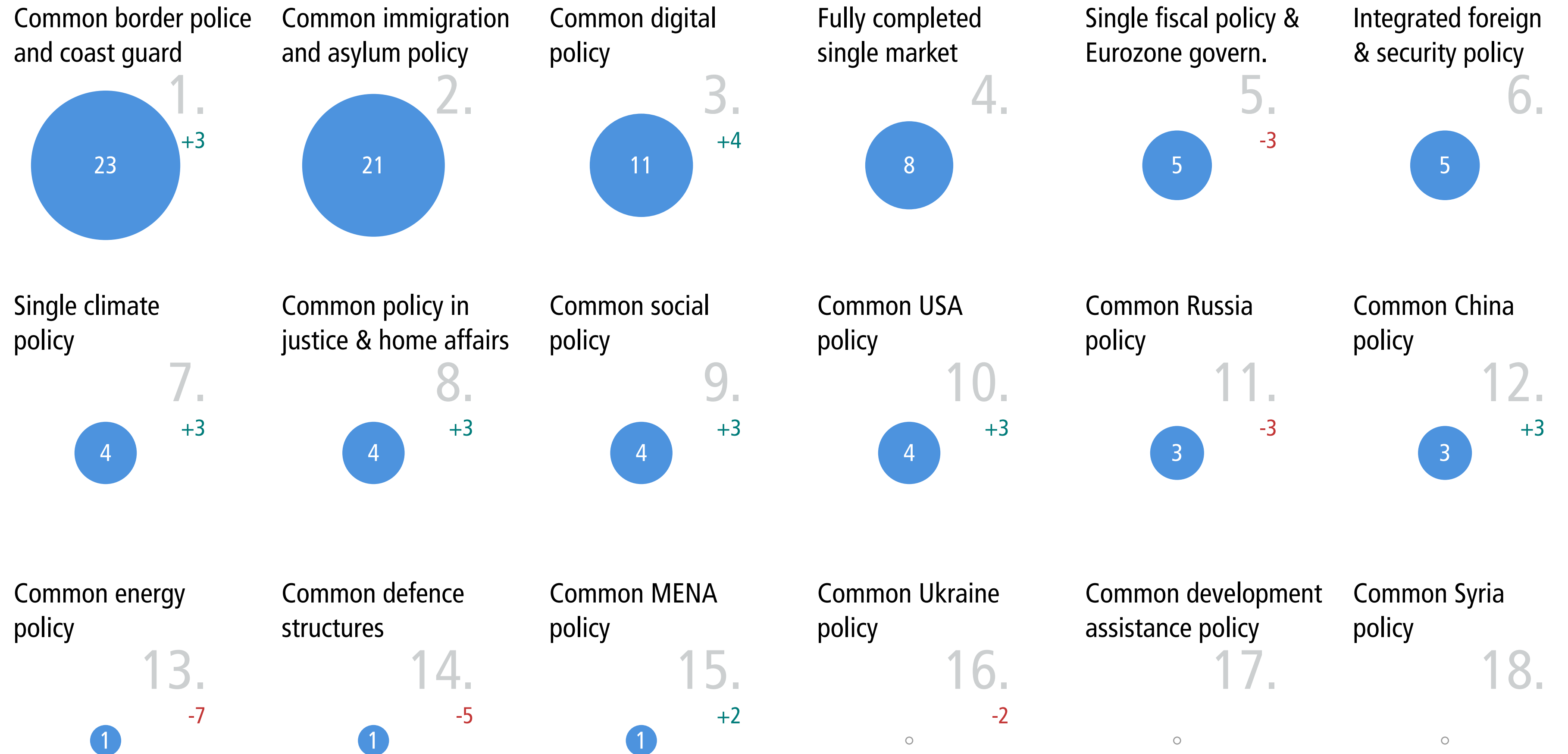
Policies sorted by list

Policies sorted by priority

Top 4 priorities and partners' response

Additional priorities; partners' response

Countries	Policies
EU	Affluent Seven
Big Six	Southern Seven
Founding Six	Visegrád Four
<b>Austria</b>	Italy
Belgium	Latvia
Bulgaria	Lithuania
Croatia	Luxembourg
Cyprus	Malta
Czech Rep.	Netherlands
Denmark	Poland
Estonia	Portugal
Finland	Romania
France	Slovakia
Germany	Slovenia
Greece	Spain
Hungary	Sweden
Ireland	UK



Policies with equal percentage are sorted according to EU results. Small numbers indicate a two rank (or more) deviation from the EU ranking results

- Policies & Partners Overview
- Preferred Actor Level
- Preferred Actor Level (Public View)
- Priorities and Favoured Partners**



# Priorities and Favoured Partners Votes by Austria

Q12

“What policy projects have the highest priority for your country's government? Which countries are favoured partners for cooperating on these priorities?”

Policies sorted by list

Policies sorted by priority

Top 4 priorities and partners' response ●

Additional priorities; partners' response ●

Help ✕

Countries	Policies
EU	Affluent Seven
Big Six	Southern Seven
Founding Six	Visegrád Four
<b>Austria</b>	Italy
Belgium	Latvia
Bulgaria	Lithuania
Croatia	Luxembourg
Cyprus	Malta
Czech Rep.	Netherlands
Denmark	Poland
Estonia	Portugal
Finland	Romania
France	Slovakia
Germany	Slovenia
Greece	Spain
Hungary	Sweden
Ireland	UK

- Policies & Partners Overview
- Preferred Actor Level
- Preferred Actor Level (Public View)
- Priorities and Favoured Partners**

## Common border police and coast guard

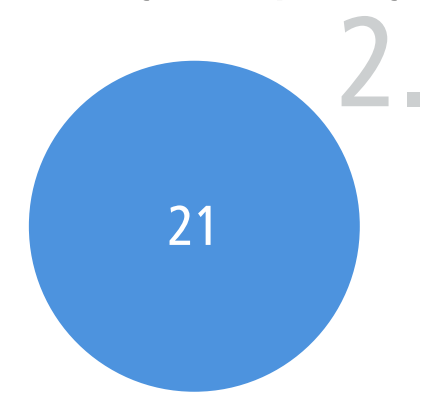


- Germany
- Italy
- Hungary
- Netherlands
- Czech Rep.
- France
- Slovakia
- Finland

### Countries prioritising these policy projects

- Austria**
- Greece
- Bulgaria
- Croatia
- Hungary
- Czech Rep.
- Slovenia


## Common immigration and asylum policy



- Germany
- Hungary
- Italy
- Netherlands
- Czech Rep.
- France
- Slovakia
- Slovenia

- Malta
- Austria**
- Germany
- Cyprus
- Greece
- Slovenia
- Sweden

## Common digital policy



- Germany
- France
- Estonia
- Netherlands
- Czech Rep.
- Finland
- Hungary
- Ireland

- Ireland
- Luxembourg
- Estonia
- Netherlands
- Austria**
- Czech Rep.
- Finland

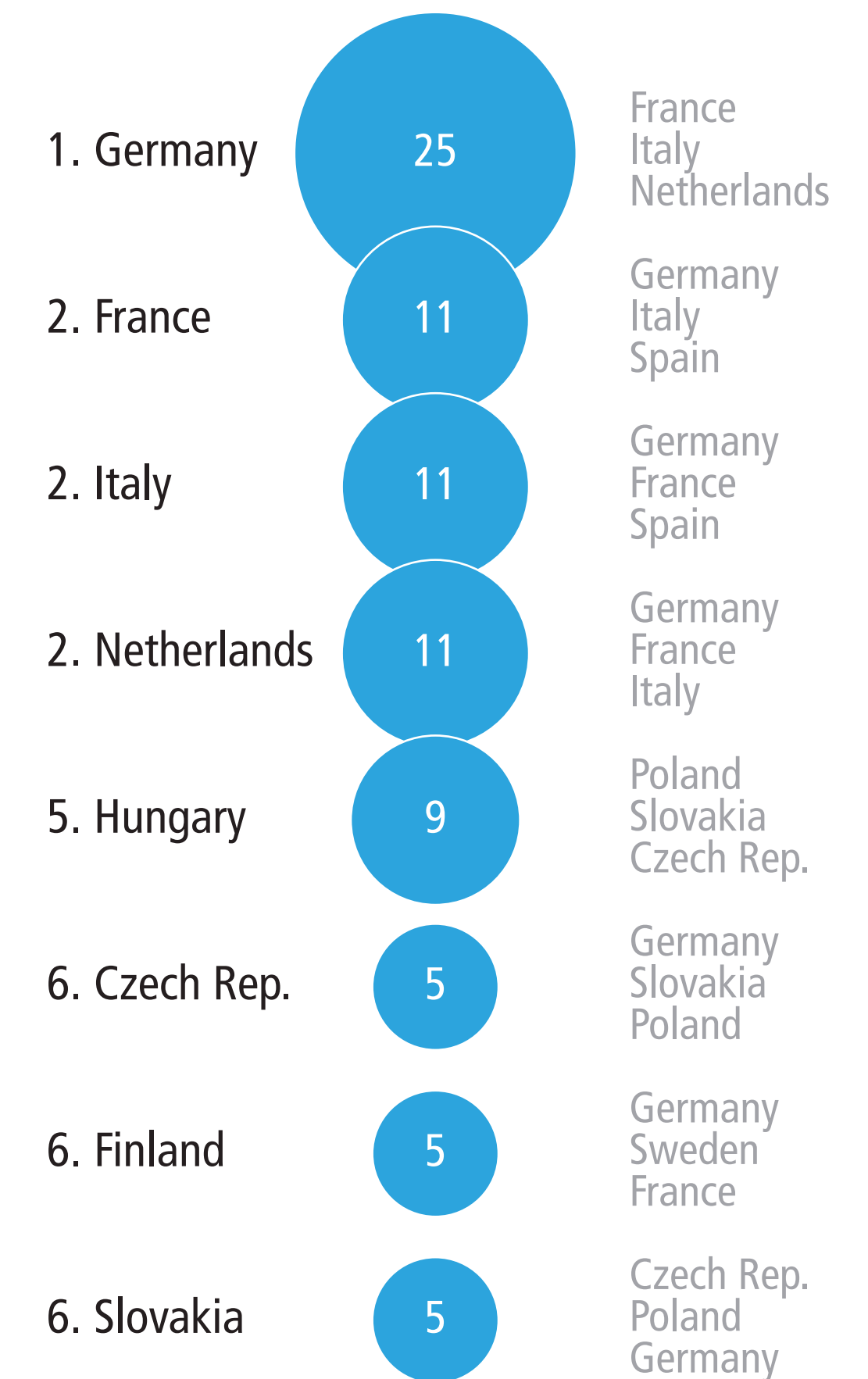
## Fully completed single market



- Germany
- Netherlands
- France
- Ireland
- Italy
- Belgium
- Czech Rep.
- Finland

**18. Austria**

## Austria's favoured partners for all policy projects; partners' choices



# Priorities and Favoured Partners Votes by Austria

Q12

“What policy projects have the highest priority for your country's government? Which countries are favoured partners for cooperating on these priorities?”

Policies sorted by list

Policies sorted by priority

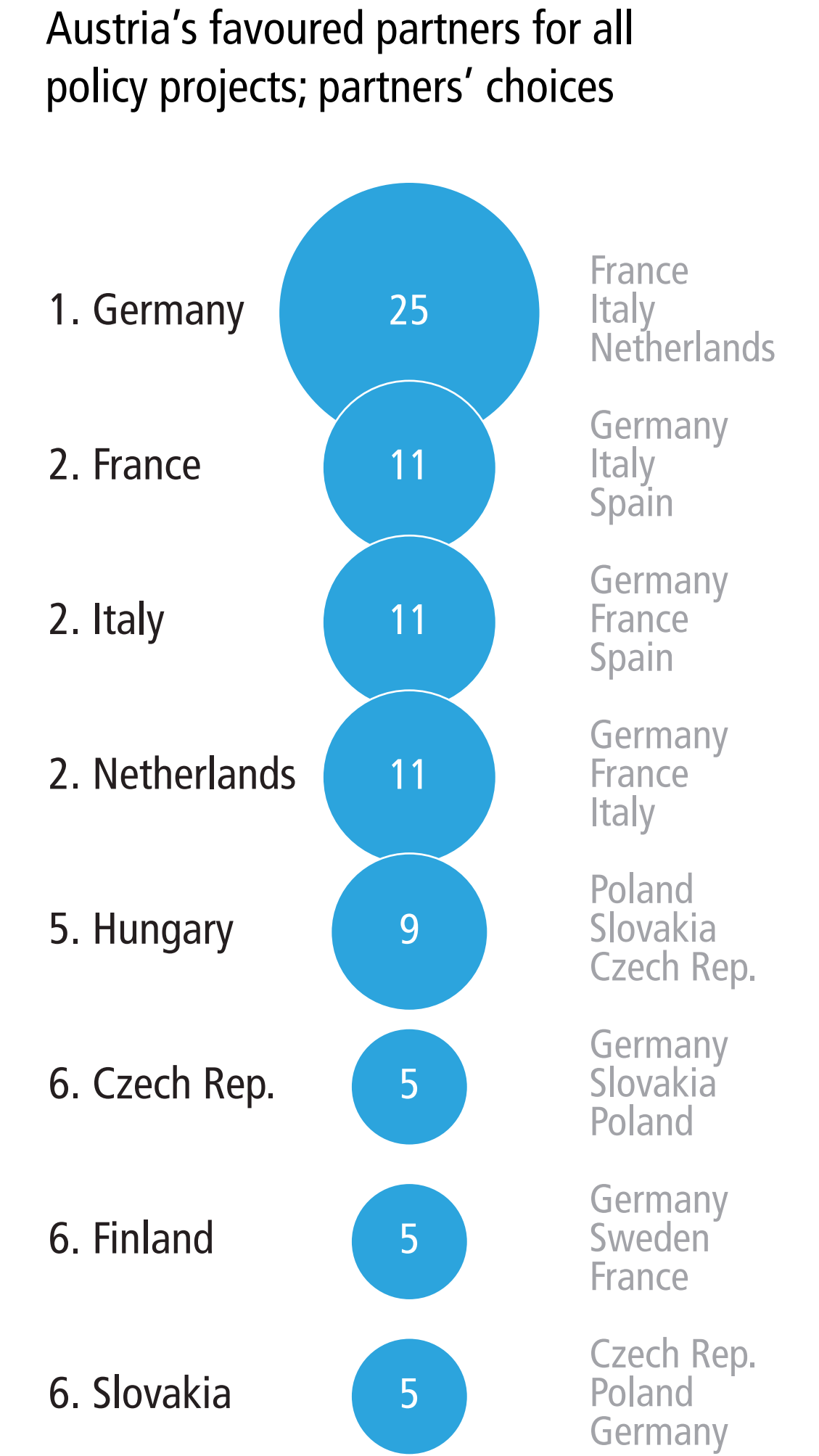
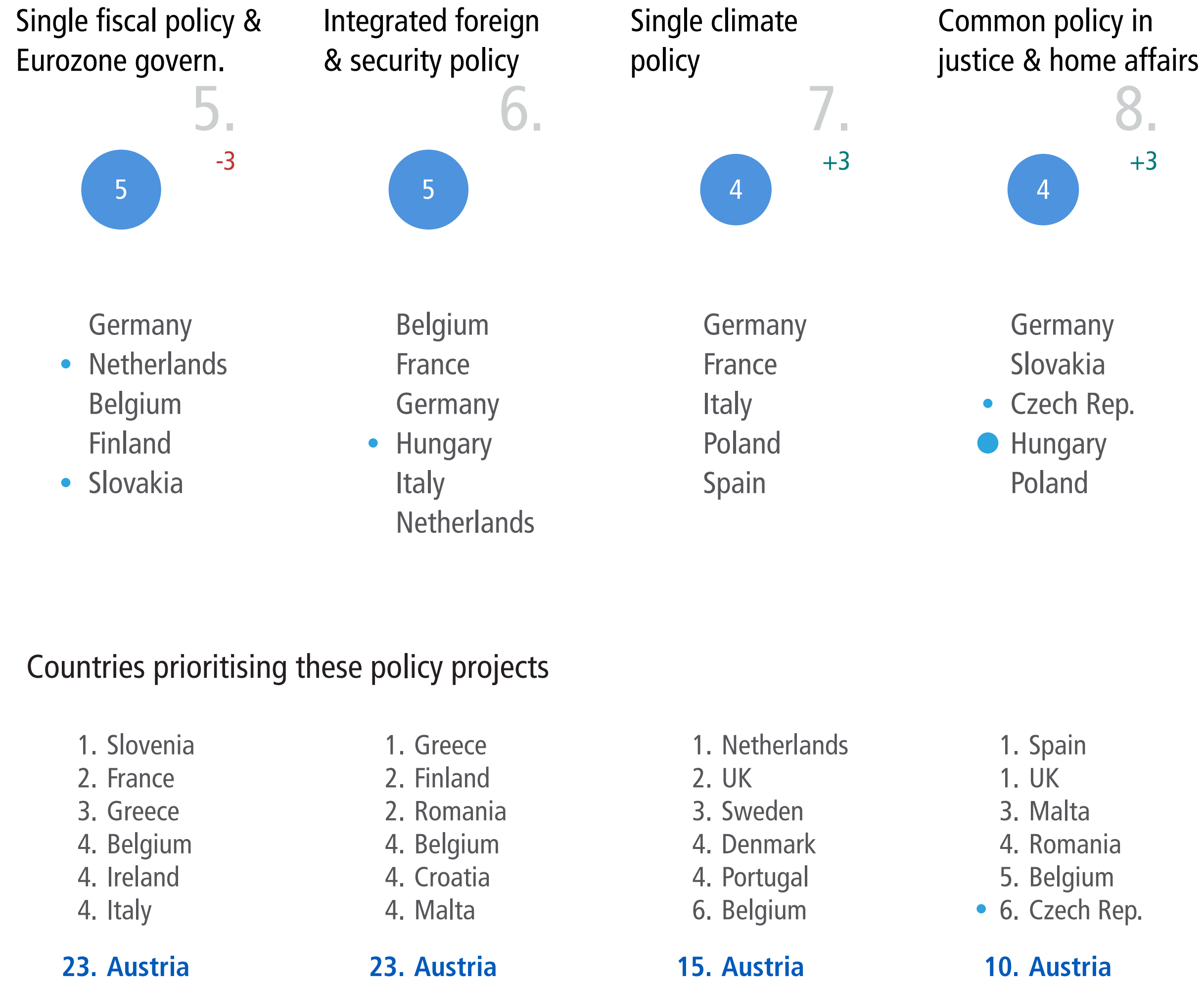
Top 4 priorities and partners' response ●

Additional priorities; partners' response ●

Help ✕

Countries	Policies
EU	Affluent Seven
Big Six	Southern Seven
Founding Six	Visegrád Four
<b>Austria</b>	Italy
Belgium	Latvia
Bulgaria	Lithuania
Croatia	Luxembourg
Cyprus	Malta
Czech Rep.	Netherlands
Denmark	Poland
Estonia	Portugal
Finland	Romania
France	Slovakia
Germany	Slovenia
Greece	Spain
Hungary	Sweden
Ireland	UK

- Policies & Partners Overview
- Preferred Actor Level
- Preferred Actor Level (Public View)
- Priorities and Favoured Partners**



# Priorities and Favoured Partners Votes by Belgium

Q12

“What policy projects have the highest priority for your country's government? Which countries are favoured partners for cooperating on these priorities?”

Policies sorted by list

Policies sorted by priority

Top 4 priorities and partners' response ●

Additional priorities; partners' response ●

Countries	Policies
EU	Affluent Seven
Big Six	Southern Seven
Founding Six	Visegrád Four
Austria	Italy
<b>Belgium</b>	Latvia
Bulgaria	Lithuania
Croatia	Luxembourg
Cyprus	Malta
Czech Rep.	Netherlands
Denmark	Poland
Estonia	Portugal
Finland	Romania
France	Slovakia
Germany	Slovenia
Greece	Spain
Hungary	Sweden
Ireland	UK



- Policies & Partners Overview
- Preferred Actor Level
- Preferred Actor Level (Public View)
- Priorities and Favoured Partners**

Number of respondents: 13. Numbers in circles show percentage of votes



# Priorities and Favoured Partners Votes by Belgium

Q12

“What policy projects have the highest priority for your country's government? Which countries are favoured partners for cooperating on these priorities?”


Policies sorted by list

Policies sorted by priority

Top 4 priorities and partners' response ●

Additional priorities; partners' response ●

Countries	Policies
EU	Affluent Seven
Big Six	Southern Seven
Founding Six	Visegrád Four
Austria	Italy
<b>Belgium</b>	Latvia
Bulgaria	Lithuania
Croatia	Luxembourg
Cyprus	Malta
Czech Rep.	Netherlands
Denmark	Poland
Estonia	Portugal
Finland	Romania
France	Slovakia
Germany	Slovenia
Greece	Spain
Hungary	Sweden
Ireland	UK



Policies with equal percentage are sorted according to EU results. Small numbers indicate a two rank (or more) deviation from the EU ranking results

- Policies & Partners Overview
- Preferred Actor Level
- Preferred Actor Level (Public View)
- Priorities and Favoured Partners**

# Priorities and Favoured Partners Votes by Belgium

Q12

“What policy projects have the highest priority for your country's government? Which countries are favoured partners for cooperating on these priorities?”

Policies sorted by list

Policies sorted by priority

Top 4 priorities and partners' response ●

Additional priorities; partners' response ●

Help ✕

Countries	Policies
EU	Affluent Seven
Big Six	Southern Seven
Founding Six	Visegrád Four
Austria	Italy
<b>Belgium</b>	Latvia
Bulgaria	Lithuania
Croatia	Luxembourg
Cyprus	Malta
Czech Rep.	Netherlands
Denmark	Poland
Estonia	Portugal
Finland	Romania
France	Slovakia
Germany	Slovenia
Greece	Spain
Hungary	Sweden
Ireland	UK

- Policies & Partners Overview
- Preferred Actor Level
- Preferred Actor Level (Public View)
- Priorities and Favoured Partners**

## Single fiscal policy & Eurozone govern.

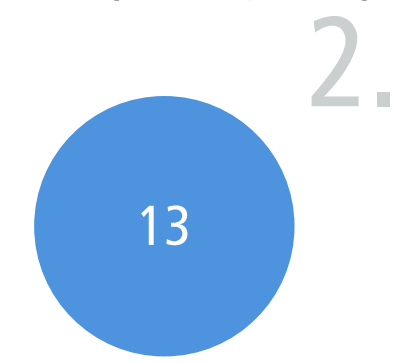


- Netherlands
- Germany
- France
- Luxembourg
- Italy
- Spain

### Countries prioritising these policy projects

- 1. Slovenia
- 2. France
- 3. Greece
- 4. Belgium**
- 4. Ireland
- 4. Italy
- 4. Portugal

## Common immigration and asylum policy



- Germany
- France
- Italy
- Netherlands

- 1. Malta
- 2. Austria
- 3. Germany
- 4. Cyprus
- 4. Greece
- 4. Slovenia
- 13. Belgium**

## Integrated foreign & security policy



- France
- Germany
- Netherlands
- Spain
- Italy
- UK

- 1. Greece
- 2. Finland
- 2. Romania
- 4. Belgium**
- 4. Croatia
- 4. Malta
- 7. Cyprus

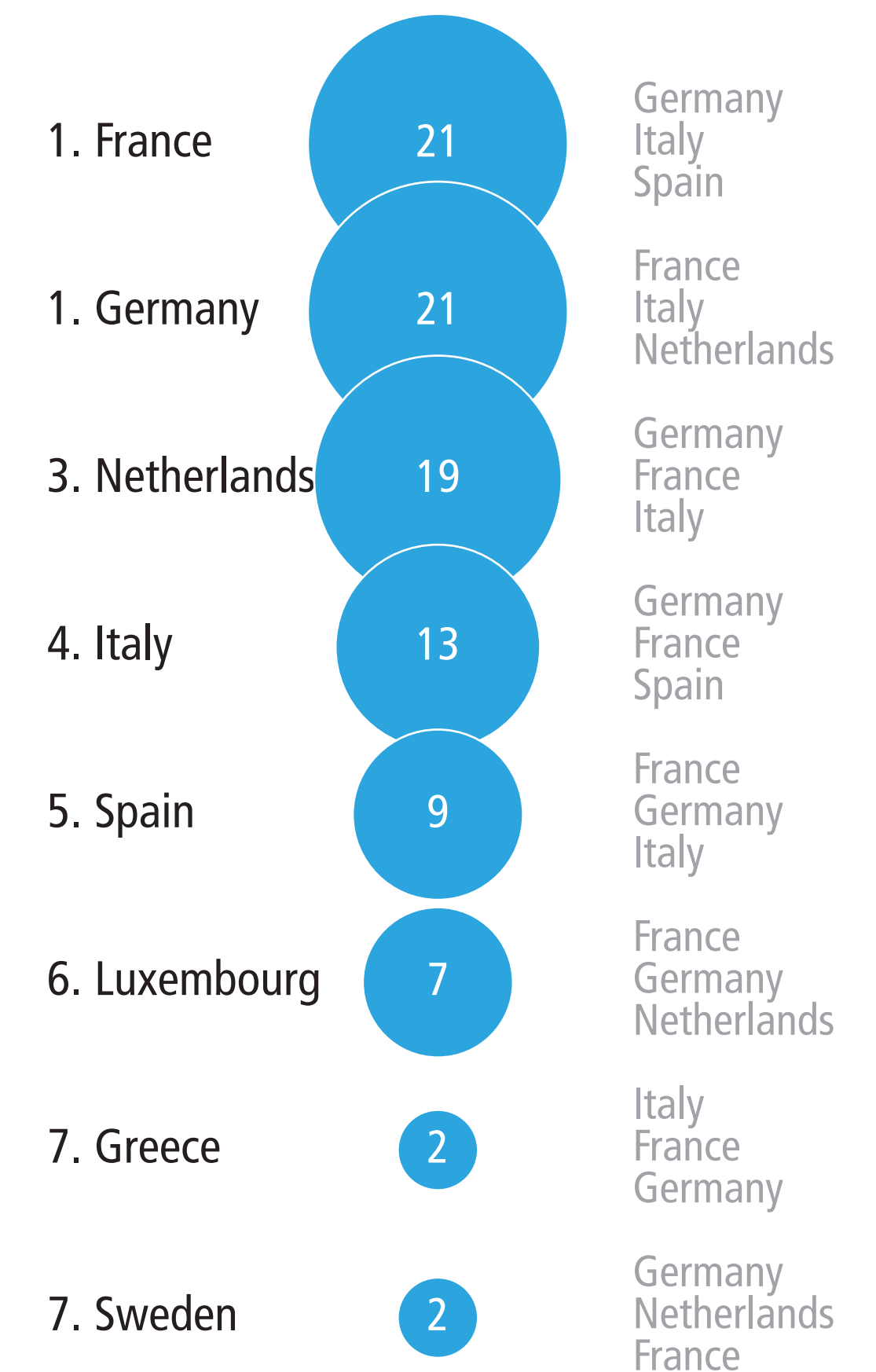
## Fully completed single market



- France
- Germany
- Netherlands
- Italy
- Spain
- Luxembourg

- 1. Ireland
- 2. Finland
- 3. Czech Rep.
- 3. Netherlands
- 5. Slovenia
- 6. Denmark
- 13. Belgium**

## Belgium's favoured partners for all policy projects; partners' choices



# Priorities and Favoured Partners Votes by Belgium

Q12

“What policy projects have the highest priority for your country's government? Which countries are favoured partners for cooperating on these priorities?”

Policies sorted by list

Policies sorted by priority

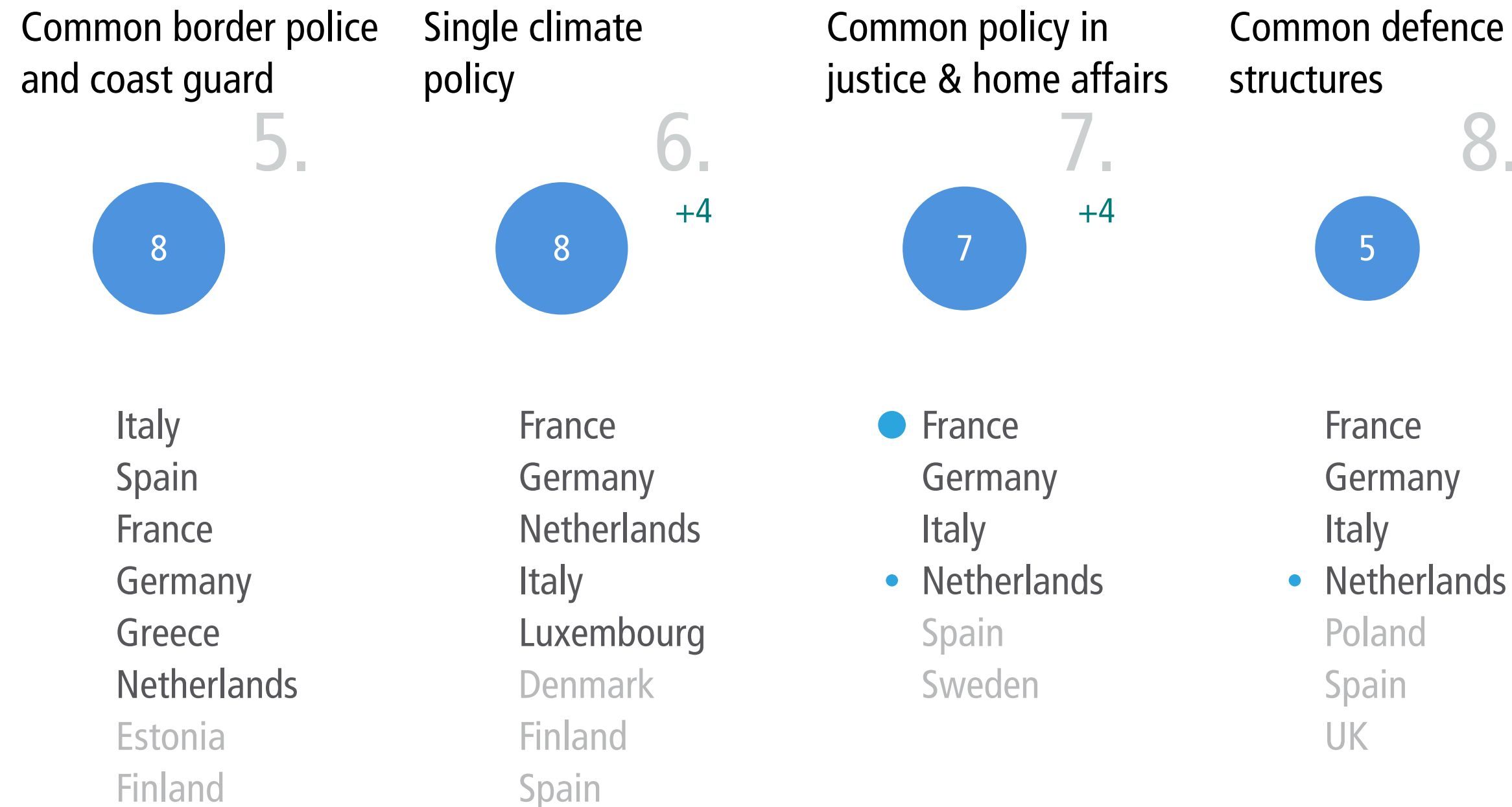
Top 4 priorities and partners' response ●

Additional priorities; partners' response ●

Help ✕

Countries	Policies
EU	Affluent Seven
Big Six	Southern Seven
Founding Six	Visegrád Four
Austria	Italy
<b>Belgium</b>	Latvia
Bulgaria	Lithuania
Croatia	Luxembourg
Cyprus	Malta
Czech Rep.	Netherlands
Denmark	Poland
Estonia	Portugal
Finland	Romania
France	Slovakia
Germany	Slovenia
Greece	Spain
Hungary	Sweden
Ireland	UK

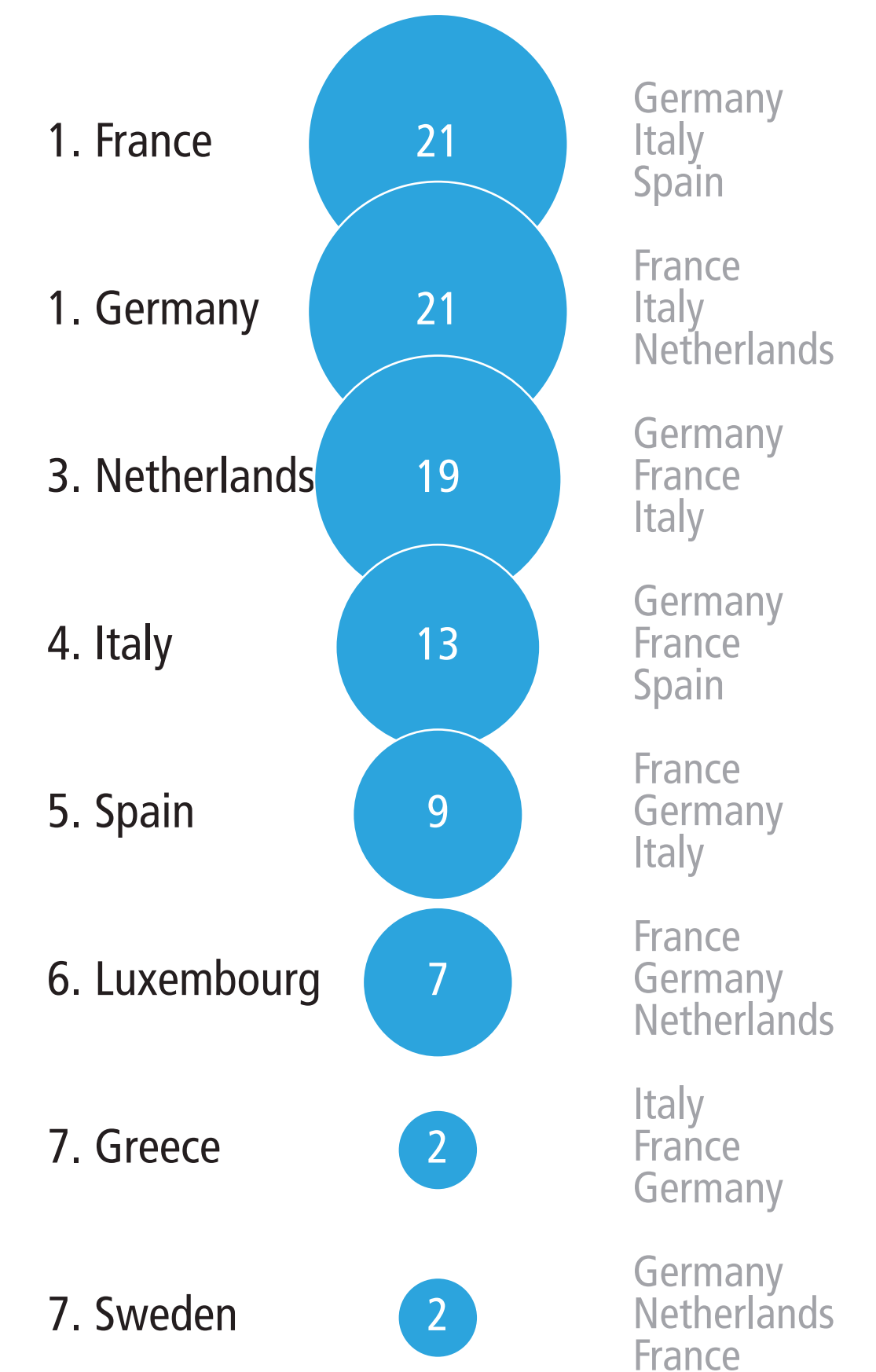
- Policies & Partners Overview
- Preferred Actor Level
- Preferred Actor Level (Public View)
- Priorities and Favoured Partners**



### Countries prioritising these policy projects

- | Policy Area                             | Rank           | Country        |
|---|----------------|----------------|
| Common border police and coast guard    | 1.             | Austria        |
|   | 2.             | Greece         |
|   | 3.             | Bulgaria       |
|   | 3.             | Croatia        |
|   | 5.             | Hungary        |
|   | 6.             | Czech Rep.     |
| 15.                                     | <b>Belgium</b> |                |
| Single climate policy                   | 1.             | Netherlands    |
|   | 2.             | UK             |
|   | 3.             | Sweden         |
|   | 4.             | Denmark        |
|   | 4.             | Portugal       |
|   | 6.             | <b>Belgium</b> |
| 6.                                      | France         |                |
| Common policy in justice & home affairs | 1.             | Spain          |
|   | 1.             | UK             |
|   | 3.             | Malta          |
|   | 4.             | Romania        |
|   | 5.             | <b>Belgium</b> |
|   | 6.             | Czech Rep.     |
| 6.                                      | Greece         |                |
| Common defence structures               | 1.             | Hungary        |
|   | 2.             | Latvia         |
|   | 2.             | Romania        |
|   | 4.             | Finland        |
|   | 4.             | France         |
|   | 6.             | Cyprus         |
| 15.                                     | <b>Belgium</b> |                |

### Belgium's favoured partners for all policy projects; partners' choices





# Priorities and Favoured Partners Votes by Bulgaria

Q12

“What policy projects have the highest priority for your country's government? Which countries are favoured partners for cooperating on these priorities?”

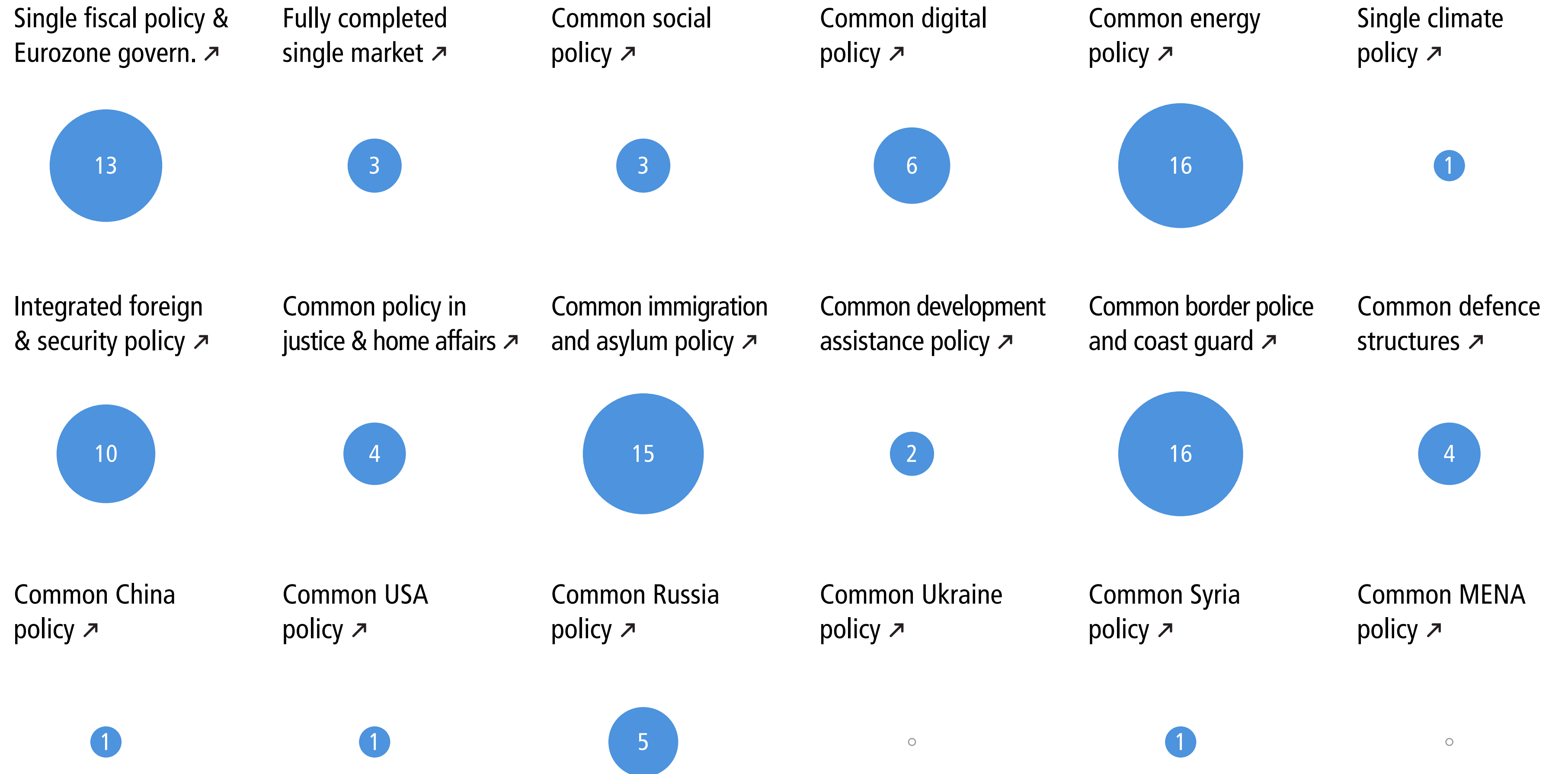
Policies sorted by list

Policies sorted by priority

Top 4 priorities and partners' response ●

Additional priorities; partners' response ●

Countries	Policies
EU	Affluent Seven
Big Six	Southern Seven
Founding Six	Visegrád Four
Austria	Italy
Belgium	Latvia
<b>Bulgaria</b>	Lithuania
Croatia	Luxembourg
Cyprus	Malta
Czech Rep.	Netherlands
Denmark	Poland
Estonia	Portugal
Finland	Romania
France	Slovakia
Germany	Slovenia
Greece	Spain
Hungary	Sweden
Ireland	UK



- Policies & Partners Overview
- Preferred Actor Level
- Preferred Actor Level (Public View)
- Priorities and Favoured Partners**

Number of respondents: 37. Numbers in circles show percentage of votes

# Priorities and Favoured Partners Votes by Bulgaria

Q12

“What policy projects have the highest priority for your country's government? Which countries are favoured partners for cooperating on these priorities?”

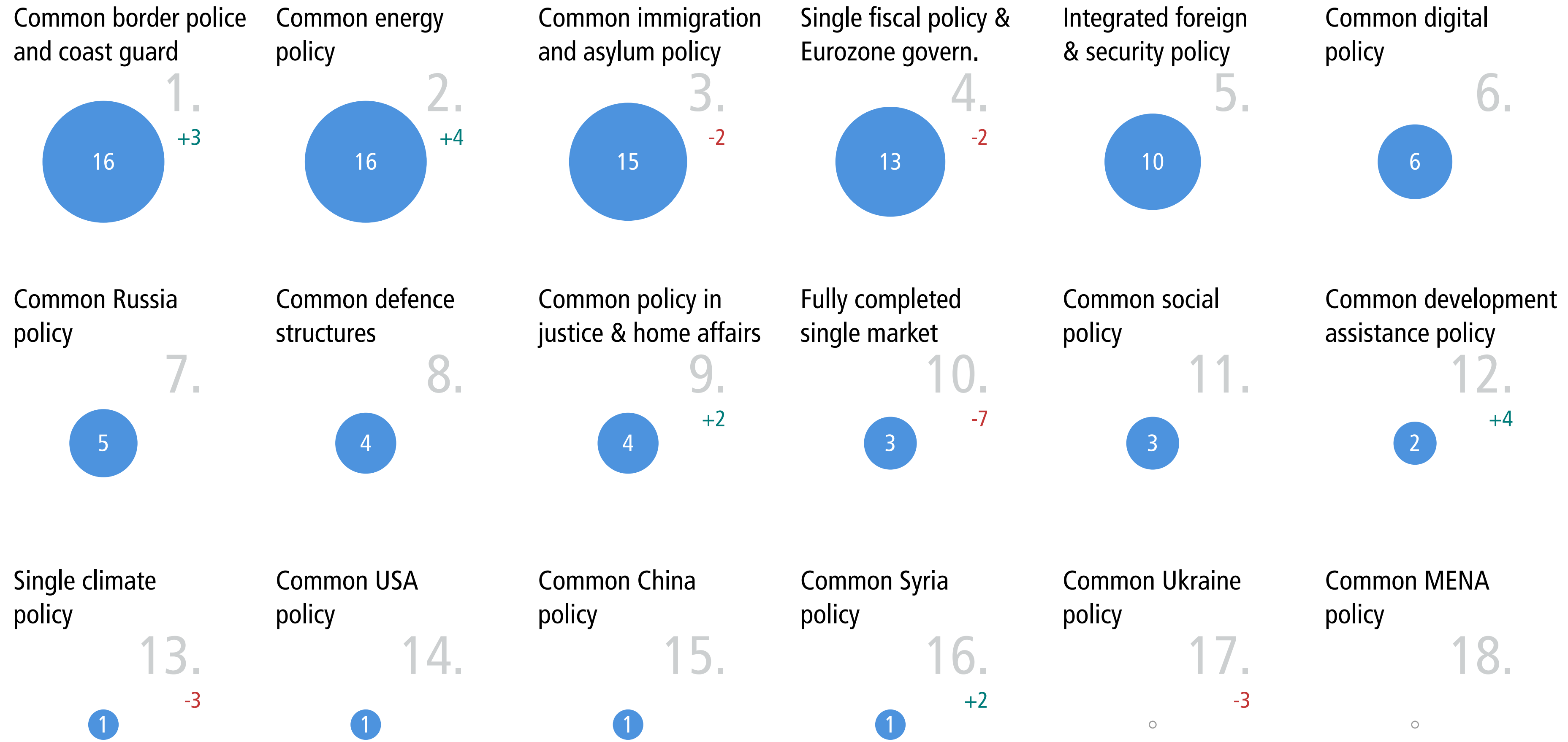
Policies sorted by list

Policies sorted by priority

Top 4 priorities and partners' response

Additional priorities; partners' response

Countries	Policies
EU	Affluent Seven
Big Six	Southern Seven
Founding Six	Visegrád Four
Austria	Italy
Belgium	Latvia
<b>Bulgaria</b>	Lithuania
Croatia	Luxembourg
Cyprus	Malta
Czech Rep.	Netherlands
Denmark	Poland
Estonia	Portugal
Finland	Romania
France	Slovakia
Germany	Slovenia
Greece	Spain
Hungary	Sweden
Ireland	UK



Policies with equal percentage are sorted according to EU results. Small numbers indicate a two rank (or more) deviation from the EU ranking results

- Policies & Partners Overview
- Preferred Actor Level
- Preferred Actor Level (Public View)
- Priorities and Favoured Partners**

# Priorities and Favoured Partners Votes by Bulgaria

Q12

“What policy projects have the highest priority for your country's government? Which countries are favoured partners for cooperating on these priorities?”

Policies sorted by list

Policies sorted by priority

Top 4 priorities and partners' response ●

Additional priorities; partners' response ●

Help ✕

Countries	Policies
EU	Affluent Seven
Big Six	Southern Seven
Founding Six	Visegrád Four
Austria	Italy
Belgium	Latvia
<b>Bulgaria</b>	Lithuania
Croatia	Luxembourg
Cyprus	Malta
Czech Rep.	Netherlands
Denmark	Poland
Estonia	Portugal
Finland	Romania
France	Slovakia
Germany	Slovenia
Greece	Spain
Hungary	Sweden
Ireland	UK

- Policies & Partners Overview
- Preferred Actor Level
- Preferred Actor Level (Public View)
- Priorities and Favoured Partners**

## Common border police and coast guard



- Germany
- Greece
- Italy
- Spain
- France
- Austria
- Hungary
- Romania

### Countries prioritising these policy projects

- Austria
- Greece
- 3. Bulgaria**
- Croatia
- Hungary
- Czech Rep.
- Slovenia

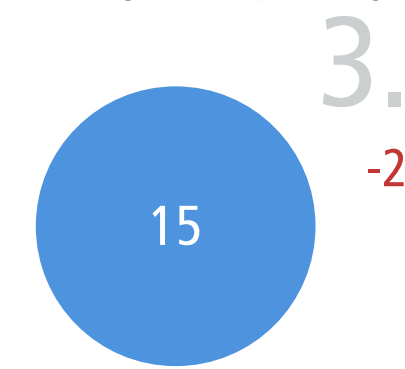
## Common energy policy



- Germany
- Greece
- Romania
- Austria
- Italy
- France
- Poland
- Hungary

- Lithuania
- Poland
- Slovakia
- 4. Bulgaria**
- Cyprus
- Latvia
- Croatia

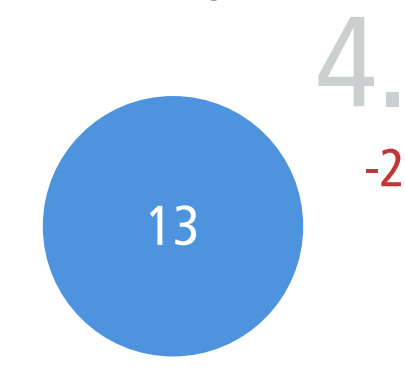
## Common immigration and asylum policy



- Germany
- Austria
- Greece
- Italy
- Hungary
- France
- Netherlands

- Malta
- Austria
- Germany
- Cyprus
- Greece
- Slovenia
- 10. Bulgaria**

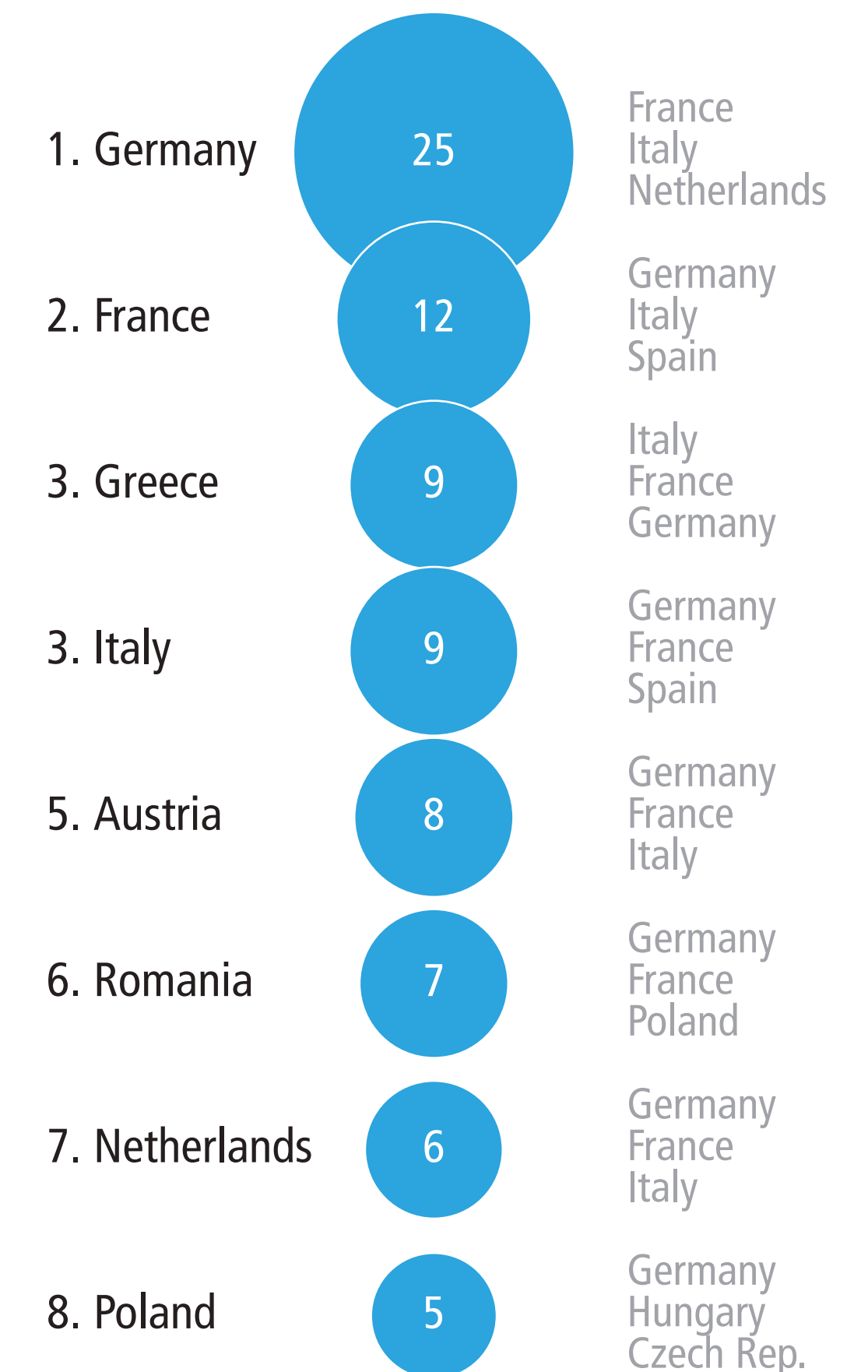
## Single fiscal policy & Eurozone govern.



- Germany
- France
- Netherlands
- Austria
- Italy

- Slovenia
- France
- Greece
- Belgium
- Ireland
- Italy
- 12. Bulgaria**

## Bulgaria's favoured partners for all policy projects; partners' choices





# Priorities and Favoured Partners Votes by Bulgaria

Q12

“What policy projects have the highest priority for your country's government? Which countries are favoured partners for cooperating on these priorities?”

Policies sorted by list

Policies sorted by priority

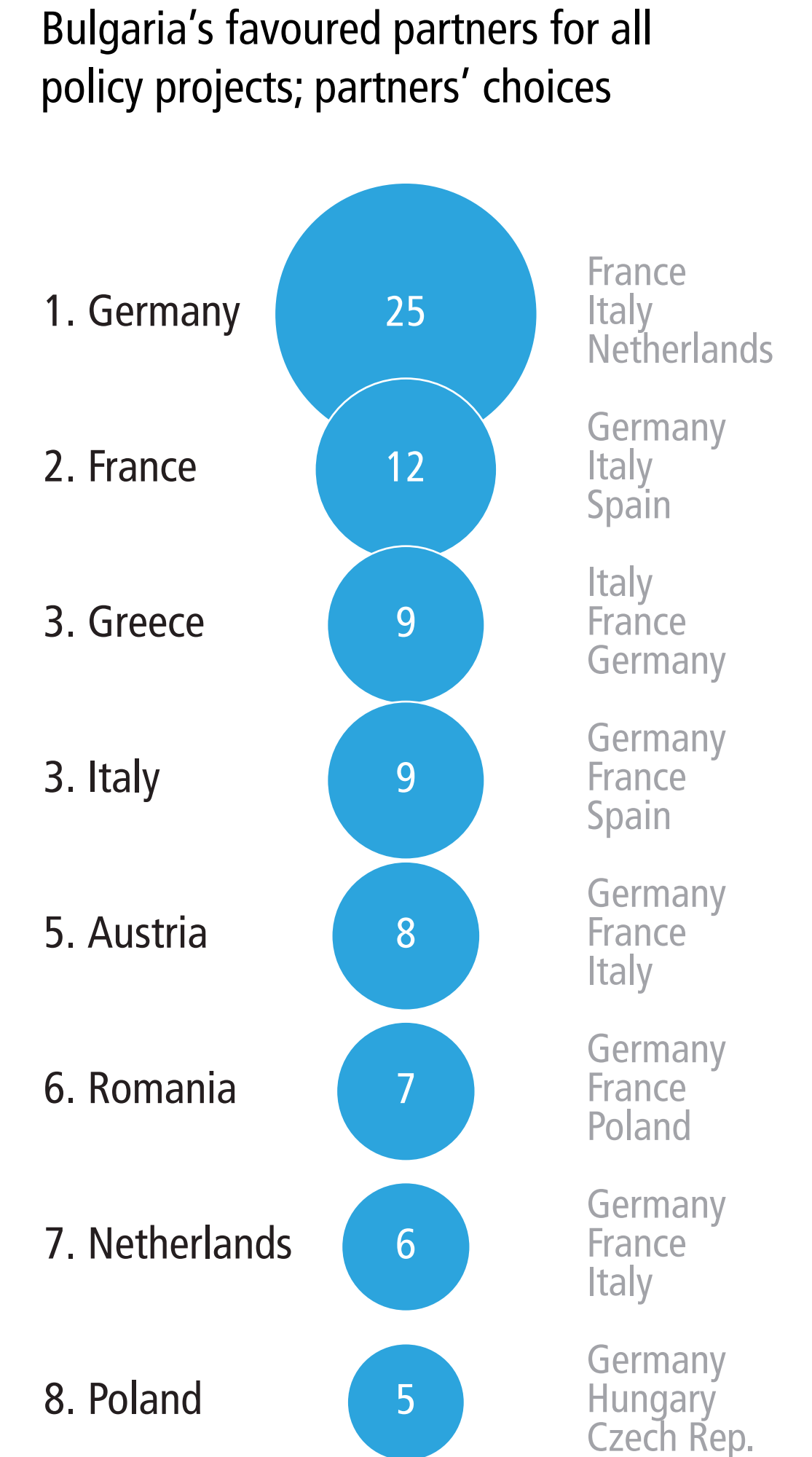
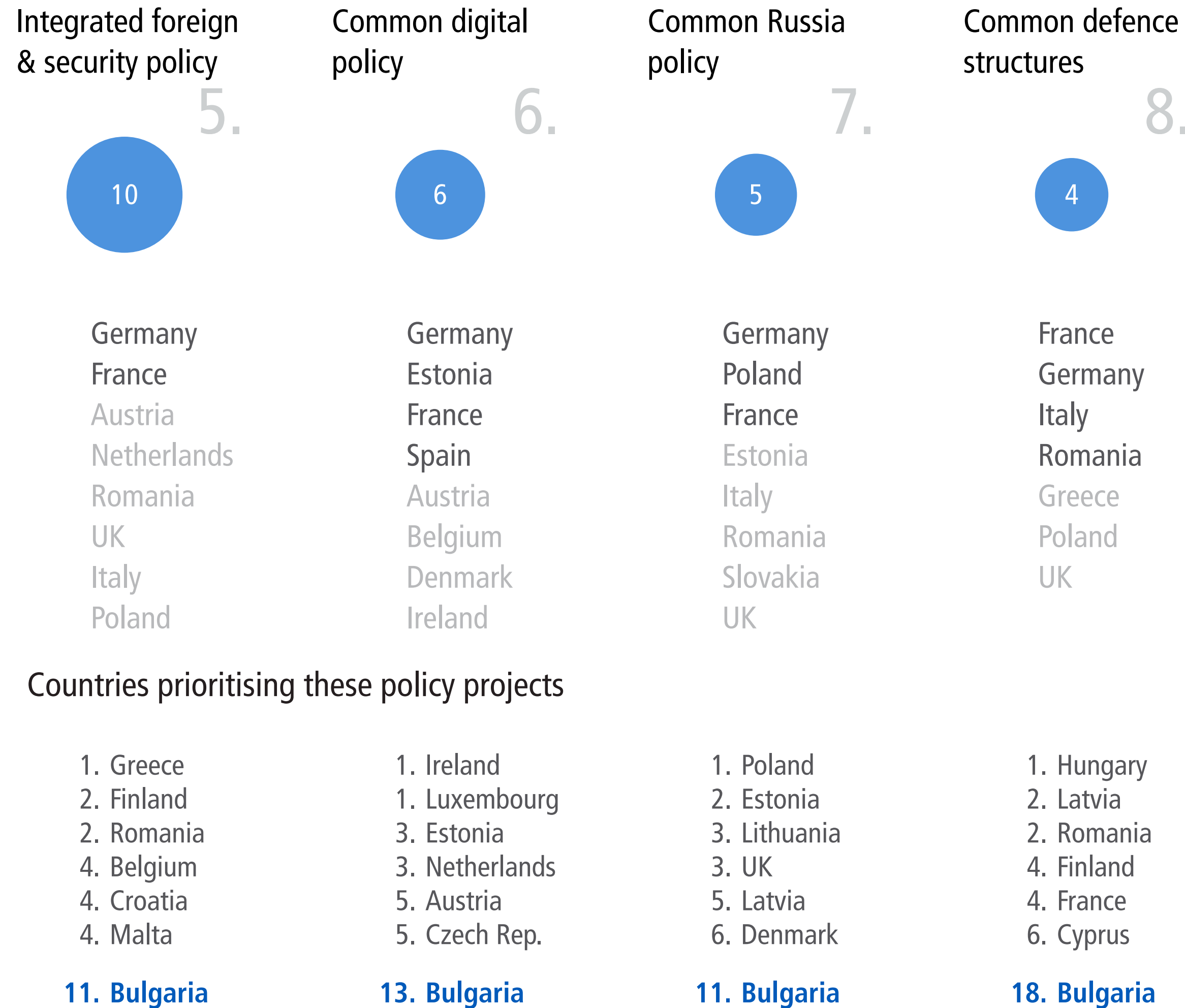
Top 4 priorities and partners' response ●

Additional priorities; partners' response ●

Help ✕

Countries	Policies
EU	Affluent Seven
Big Six	Southern Seven
Founding Six	Visegrád Four
Austria	Italy
Belgium	Latvia
<b>Bulgaria</b>	Lithuania
Croatia	Luxembourg
Cyprus	Malta
Czech Rep.	Netherlands
Denmark	Poland
Estonia	Portugal
Finland	Romania
France	Slovakia
Germany	Slovenia
Greece	Spain
Hungary	Sweden
Ireland	UK

- Policies & Partners Overview
- Preferred Actor Level
- Preferred Actor Level (Public View)
- Priorities and Favoured Partners**



# Priorities and Favoured Partners Votes by Croatia

Q12

“What policy projects have the highest priority for your country's government? Which countries are favoured partners for cooperating on these priorities?”

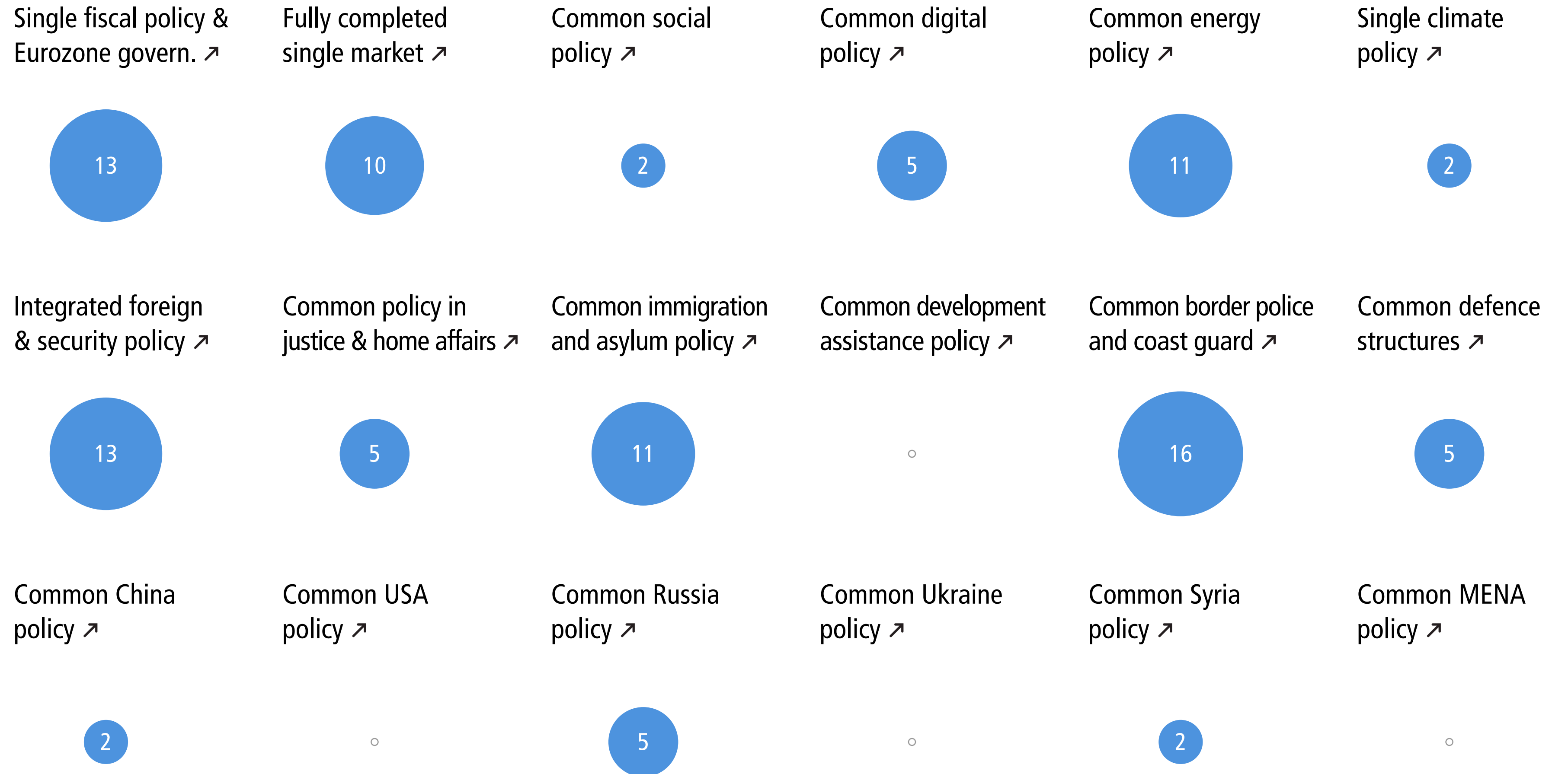
Policies sorted by list

Policies sorted by priority

Top 4 priorities and partners' response ●

Additional priorities; partners' response ●

Countries	Policies
EU	Affluent Seven
Big Six	Southern Seven
Founding Six	Visegrád Four
Austria	Italy
Belgium	Latvia
Bulgaria	Lithuania
<b>Croatia</b>	Luxembourg
Cyprus	Malta
Czech Rep.	Netherlands
Denmark	Poland
Estonia	Portugal
Finland	Romania
France	Slovakia
Germany	Slovenia
Greece	Spain
Hungary	Sweden
Ireland	UK



Policies & Partners Overview  
 Preferred Actor Level  
 Preferred Actor Level (Public View)

**Priorities and Favoured Partners**

Number of respondents: 16. Numbers in circles show percentage of votes

# Priorities and Favoured Partners Votes by Croatia

Q12

“What policy projects have the highest priority for your country's government? Which countries are favoured partners for cooperating on these priorities?”

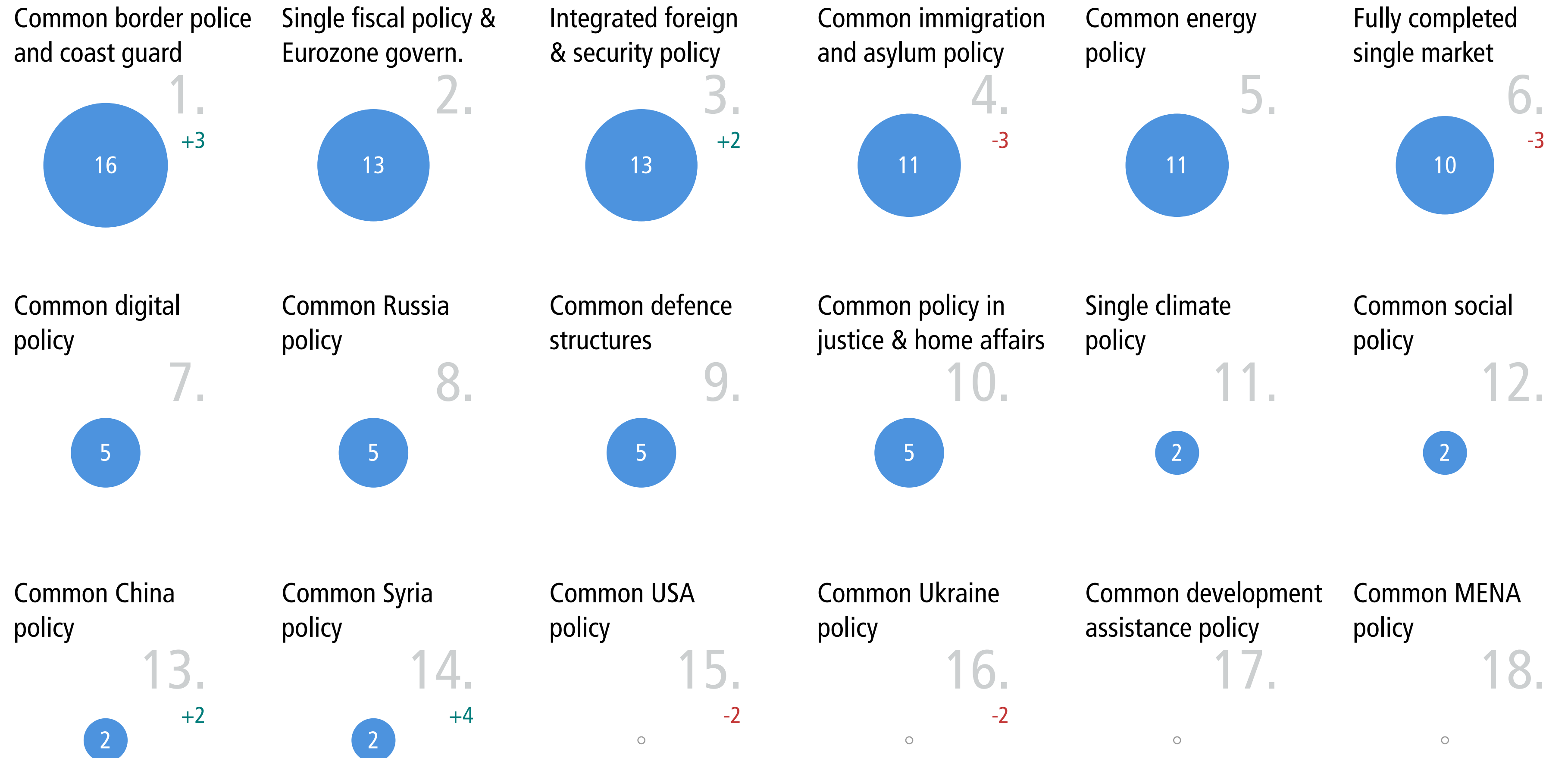
Policies sorted by list

Policies sorted by priority

Top 4 priorities and partners' response

Additional priorities; partners' response

Countries	Policies
EU	Affluent Seven
Big Six	Southern Seven
Founding Six	Visegrád Four
Austria	Italy
Belgium	Latvia
Bulgaria	Lithuania
<b>Croatia</b>	Luxembourg
Cyprus	Malta
Czech Rep.	Netherlands
Denmark	Poland
Estonia	Portugal
Finland	Romania
France	Slovakia
Germany	Slovenia
Greece	Spain
Hungary	Sweden
Ireland	UK



Policies with equal percentage are sorted according to EU results. Small numbers indicate a two rank (or more) deviation from the EU ranking results

- Policies & Partners Overview
- Preferred Actor Level
- Preferred Actor Level (Public View)
- Priorities and Favoured Partners**



# Priorities and Favoured Partners Votes by Croatia

Q12

“What policy projects have the highest priority for your country's government? Which countries are favoured partners for cooperating on these priorities?”

Policies sorted by list

Policies sorted by priority

Top 4 priorities and partners' response ●

Additional priorities; partners' response ●

Help ✕

Countries	Policies
EU	Affluent Seven
Big Six	Southern Seven
Founding Six	Visegrád Four
Austria	Italy
Belgium	Latvia
Bulgaria	Lithuania
<b>Croatia</b>	Luxembourg
Cyprus	Malta
Czech Rep.	Netherlands
Denmark	Poland
Estonia	Portugal
Finland	Romania
France	Slovakia
Germany	Slovenia
Greece	Spain
Hungary	Sweden
Ireland	UK

- Policies & Partners Overview
- Preferred Actor Level
- Preferred Actor Level (Public View)
- Priorities and Favoured Partners**

## Common border police and coast guard

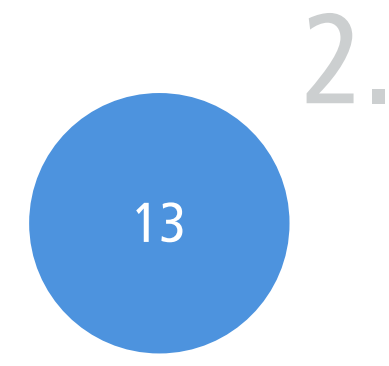


- Austria
- Germany
- Hungary
- Italy
- Slovenia
- Greece

### Countries prioritising these policy projects

- Austria
- Greece
- Bulgaria
- 3. Croatia**
- Hungary
- Czech Rep.
- Slovenia

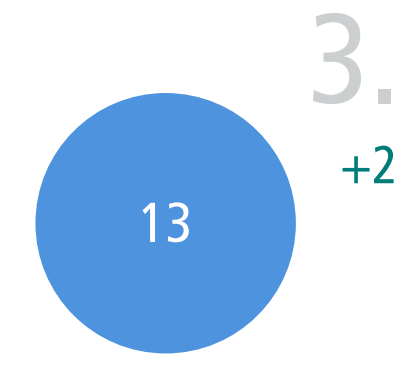
## Single fiscal policy & Eurozone govern.



- Germany
- Austria
- France
- Italy

- Slovenia
- France
- Greece
- Belgium
- Ireland
- Italy
- 12. Croatia**

## Integrated foreign & security policy



- Germany
- Austria
- France
- Slovenia
- Belgium
- Hungary
- Italy
- Luxembourg

- Greece
- Finland
- Romania
- Belgium
- 4. Croatia**
- Malta
- Cyprus

## Common immigration and asylum policy



- Austria
- Hungary
- Germany
- Slovenia
- Italy

- Malta
- Austria
- Germany
- Cyprus
- Greece
- Slovenia
- 15. Croatia**

## Croatia's favoured partners for all policy projects; partners' choices



# Priorities and Favoured Partners Votes by Croatia

Q12

“What policy projects have the highest priority for your country's government? Which countries are favoured partners for cooperating on these priorities?”

Policies sorted by list

Policies sorted by priority

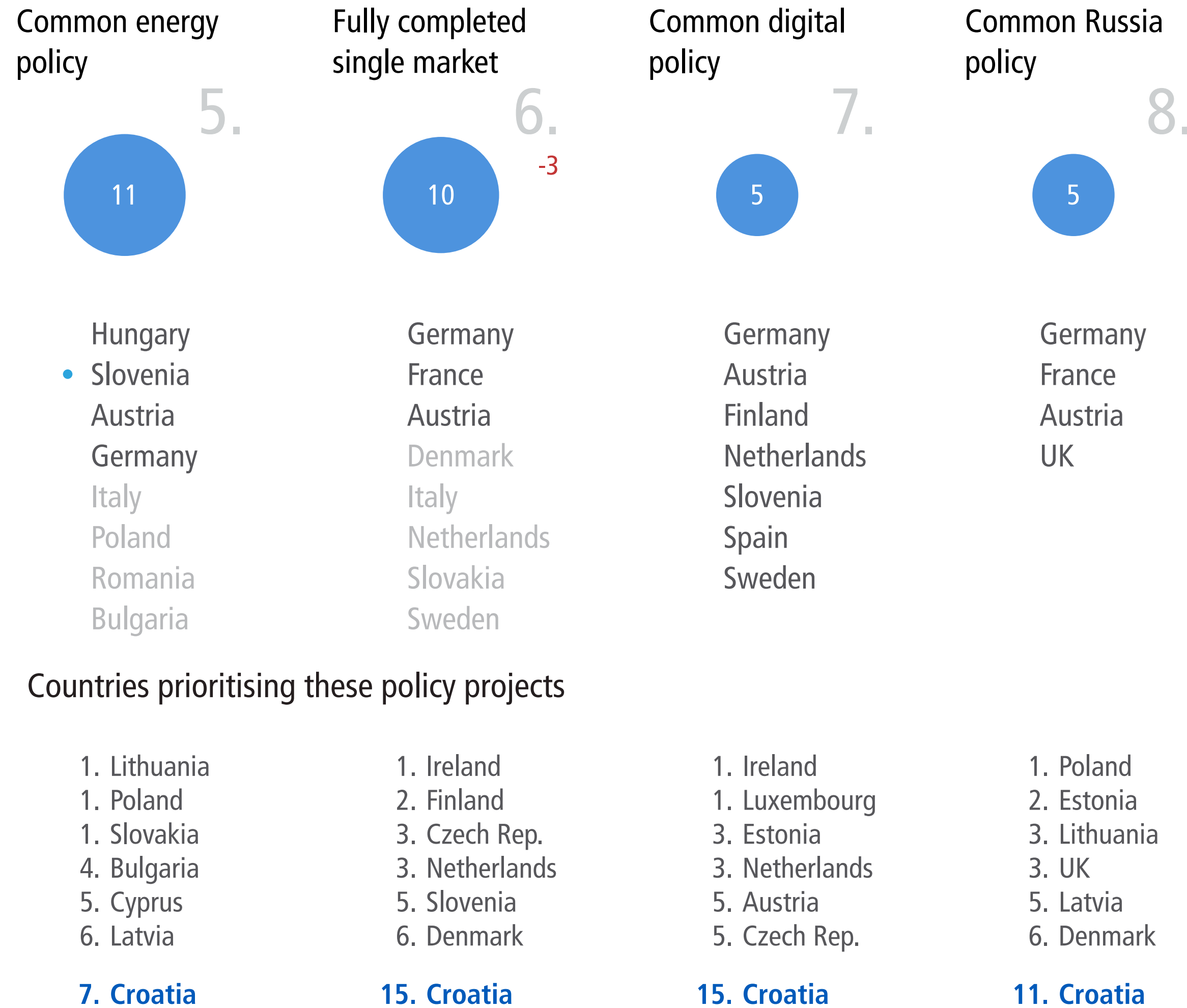
Top 4 priorities and partners' response ●

Additional priorities; partners' response ●

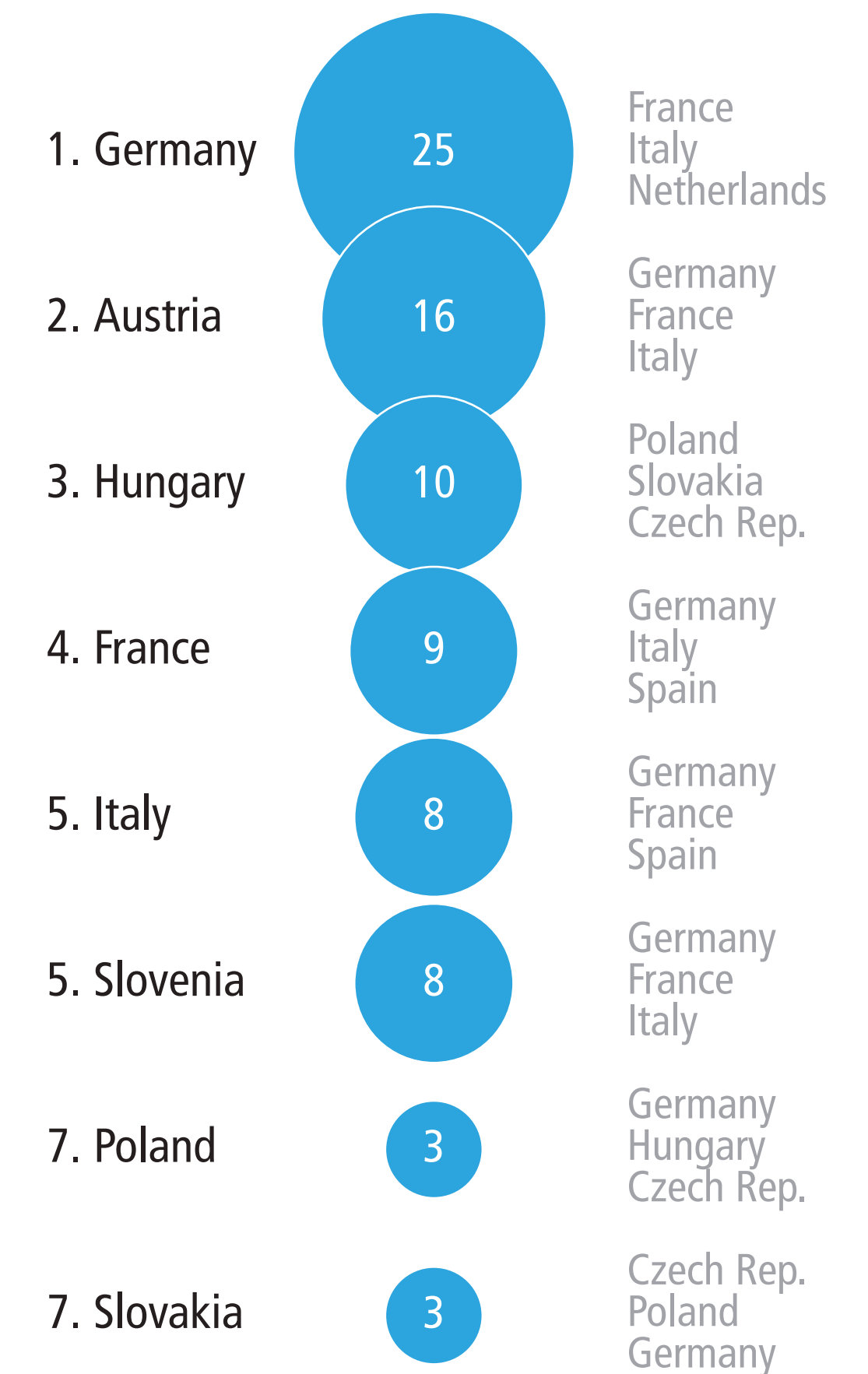
Help ✕

Countries	Policies
EU	Affluent Seven
Big Six	Southern Seven
Founding Six	Visegrád Four
Austria	Italy
Belgium	Latvia
Bulgaria	Lithuania
<b>Croatia</b>	Luxembourg
Cyprus	Malta
Czech Rep.	Netherlands
Denmark	Poland
Estonia	Portugal
Finland	Romania
France	Slovakia
Germany	Slovenia
Greece	Spain
Hungary	Sweden
Ireland	UK

- Policies & Partners Overview
- Preferred Actor Level
- Preferred Actor Level (Public View)
- Priorities and Favoured Partners**



Croatia's favoured partners for all policy projects; partners' choices



# Priorities and Favoured Partners Votes by Cyprus

## Q12

“What policy projects have the highest priority for your country's government? Which countries are favoured partners for cooperating on these priorities?”

Policies sorted by list

Policies sorted by priority

Top 4 priorities and partners' response ●

Additional priorities; partners' response ●

Countries	Policies
EU	Affluent Seven
Big Six	Southern Seven
Founding Six	Visegrád Four
Austria	Italy
Belgium	Latvia
Bulgaria	Lithuania
Croatia	Luxembourg
<b>Cyprus</b>	Malta
Czech Rep.	Netherlands
Denmark	Poland
Estonia	Portugal
Finland	Romania
France	Slovakia
Germany	Slovenia
Greece	Spain
Hungary	Sweden
Ireland	UK



Policies & Partners Overview

Preferred Actor Level

Preferred Actor Level (Public View)

**Priorities and Favoured Partners**

Number of respondents: 10. Numbers in circles show percentage of votes



# Priorities and Favoured Partners Votes by Cyprus

## Q12

“What policy projects have the highest priority for your country's government? Which countries are favoured partners for cooperating on these priorities?”


Policies sorted by list

Policies sorted by priority

Top 4 priorities and partners' response ●

Additional priorities; partners' response ●

Countries	Policies
EU	Affluent Seven
Big Six	Southern Seven
Founding Six	Visegrád Four
Austria	Italy
Belgium	Latvia
Bulgaria	Lithuania
Croatia	Luxembourg
<b>Cyprus</b>	Malta
Czech Rep.	Netherlands
Denmark	Poland
Estonia	Portugal
Finland	Romania
France	Slovakia
Germany	Slovenia
Greece	Spain
Hungary	Sweden
Ireland	UK



Policies with equal percentage are sorted according to EU results. Small numbers indicate a two rank (or more) deviation from the EU ranking results

- Policies & Partners Overview
- Preferred Actor Level
- Preferred Actor Level (Public View)
- Priorities and Favoured Partners**

# Priorities and Favoured Partners Votes by Cyprus

## Q12

“What policy projects have the highest priority for your country's government? Which countries are favoured partners for cooperating on these priorities?”

Policies sorted by list

Policies sorted by priority

**Top 4 priorities and partners' response**

Additional priorities; partners' response

Help x

Countries	Policies
EU	Affluent Seven
Big Six	Southern Seven
Founding Six	Visegrád Four
Austria	Italy
Belgium	Latvia
Bulgaria	Lithuania
Croatia	Luxembourg
<b>Cyprus</b>	Malta
Czech Rep.	Netherlands
Denmark	Poland
Estonia	Portugal
Finland	Romania
France	Slovakia
Germany	Slovenia
Greece	Spain
Hungary	Sweden
Ireland	UK

- Policies & Partners Overview
- Preferred Actor Level
- Preferred Actor Level (Public View)
- Priorities and Favoured Partners**

### Common immigration and asylum policy



- Greece
- Italy
- Spain
- Malta
- Portugal
- France
- Germany

#### Countries prioritising these policy projects

- Malta
- Austria
- Germany
- Cyprus**
- Greece
- Slovenia
- Sweden

### Single fiscal policy & Eurozone govern.



- France
- Germany
- Greece
- Luxembourg
- Ireland
- Italy
- Portugal
- Spain

- Slovenia
- France
- Greece
- Belgium
- Ireland
- Italy
- Cyprus**

### Common energy policy



- Greece
- Italy
- France
- Germany
- Austria
- Spain
- UK

- Lithuania
- Poland
- Slovakia
- Bulgaria
- Cyprus**
- Latvia
- Croatia

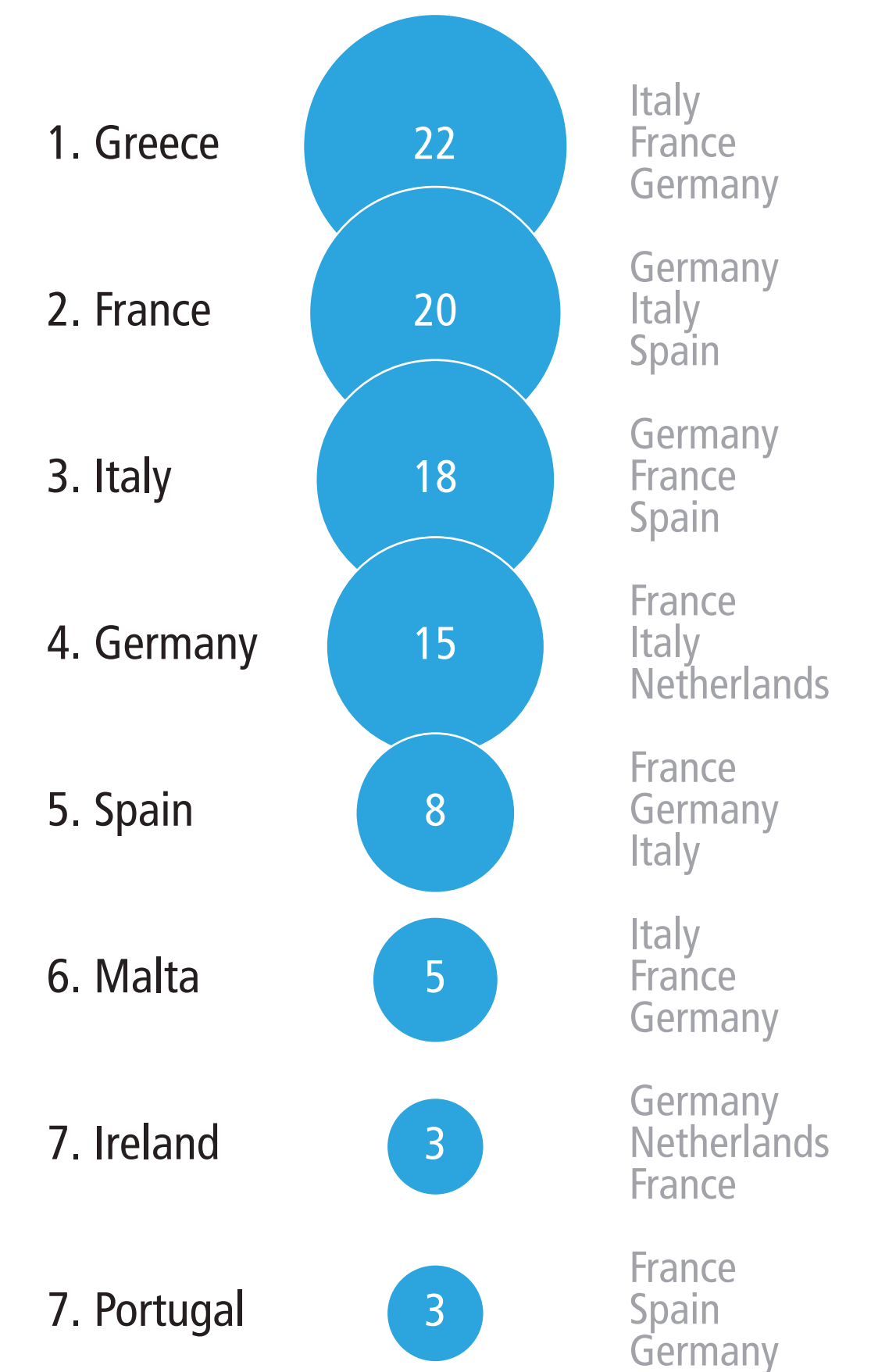
### Integrated foreign & security policy



- France
- Germany
- Greece
- Italy
- Ireland
- Austria
- Malta

- Greece
- Finland
- Romania
- Belgium
- Croatia
- Malta
- Cyprus**

### Cyprus's favoured partners for all policy projects; partners' choices



# Priorities and Favoured Partners Votes by Cyprus

Q12

“What policy projects have the highest priority for your country's government? Which countries are favoured partners for cooperating on these priorities?”

Policies sorted by list

Policies sorted by priority

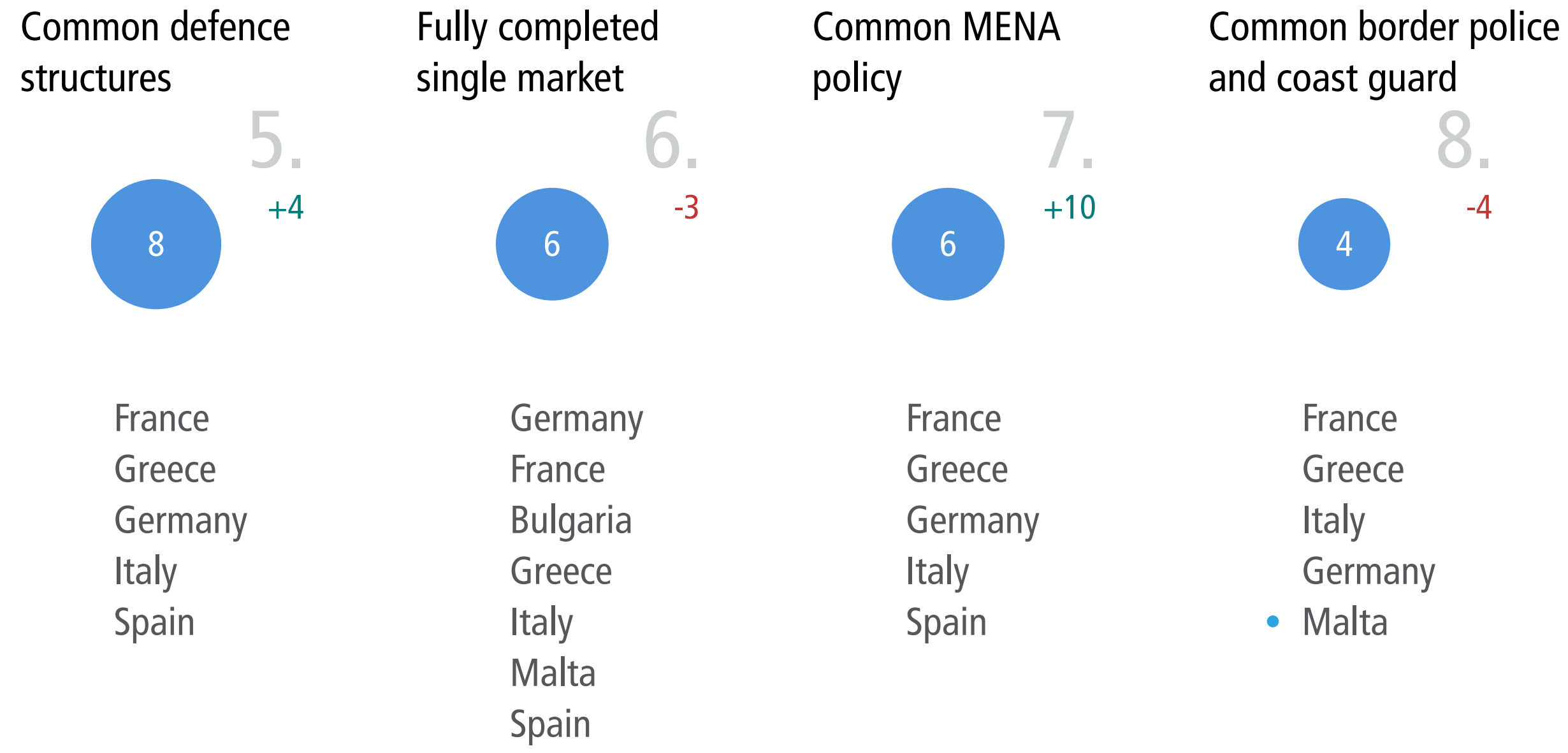
Top 4 priorities and partners' response ●

Additional priorities; partners' response ●

Help ✕

Countries	Policies
EU	Affluent Seven
Big Six	Southern Seven
Founding Six	Visegrád Four
Austria	Italy
Belgium	Latvia
Bulgaria	Lithuania
Croatia	Luxembourg
<b>Cyprus</b>	Malta
Czech Rep.	Netherlands
Denmark	Poland
Estonia	Portugal
Finland	Romania
France	Slovakia
Germany	Slovenia
Greece	Spain
Hungary	Sweden
Ireland	UK

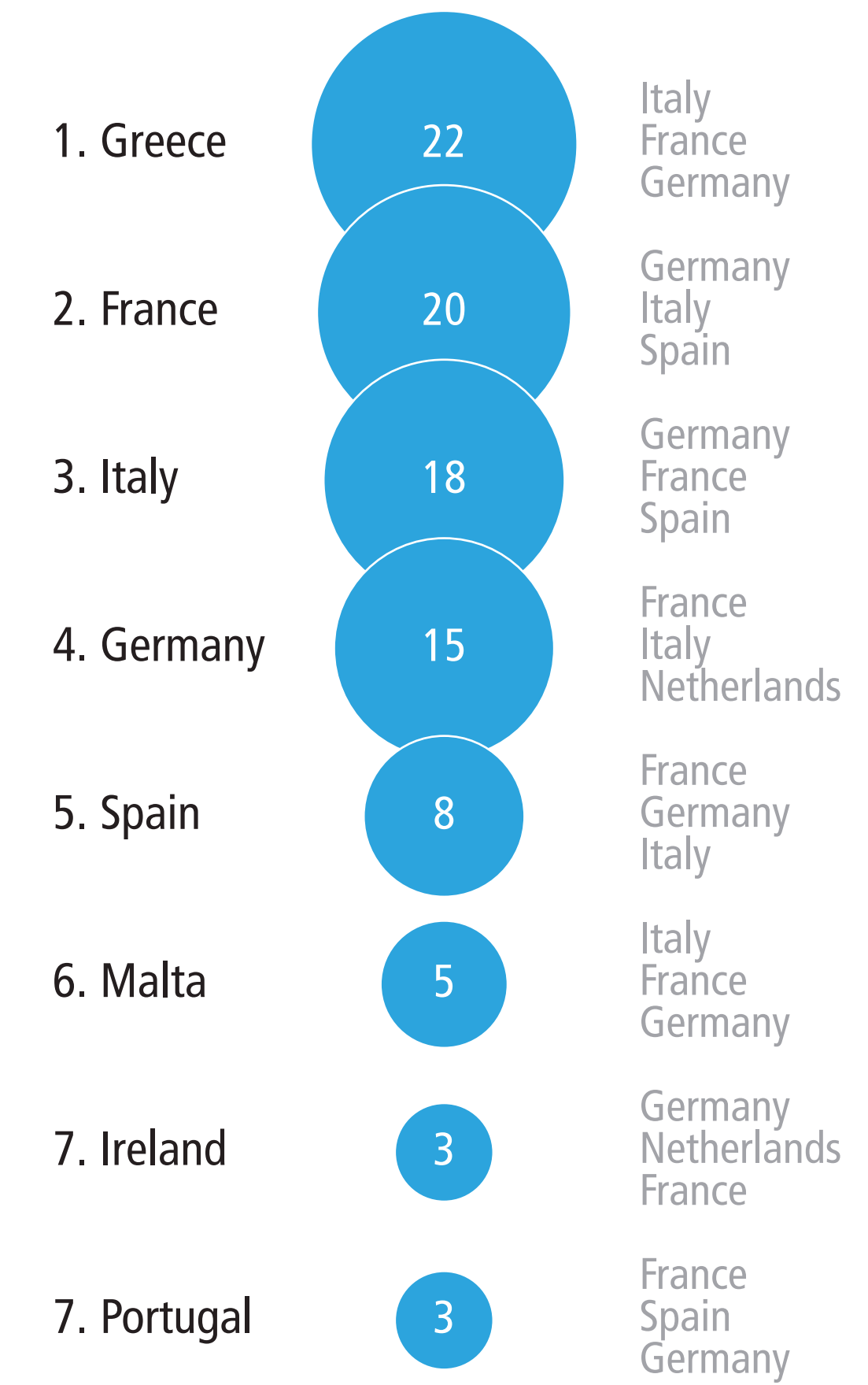
- Policies & Partners Overview
- Preferred Actor Level
- Preferred Actor Level (Public View)
- Priorities and Favoured Partners**



### Countries prioritising these policy projects

- |                  |                   |                  |                   |
|------------------|-------------------|------------------|-------------------|
| 1. Hungary       | 1. Ireland        | 1. Malta         | 1. Austria        |
| 2. Latvia        | 2. Finland        | <b>2. Cyprus</b> | 2. Greece         |
| 2. Romania       | 3. Czech Rep.     | 3. France        | 3. Bulgaria       |
| 4. Finland       | 3. Netherlands    | 3. Ireland       | 3. Croatia        |
| 4. France        | 5. Slovenia       | 3. Spain         | 5. Hungary        |
| <b>6. Cyprus</b> | 6. Denmark        | 3. UK            | 6. Czech Rep.     |
| 7. Czech Rep.    | <b>21. Cyprus</b> | 7. Belgium       | <b>24. Cyprus</b> |

### Cyprus's favoured partners for all policy projects; partners' choices





# Priorities and Favoured Partners

## Votes by Czech Republic

Q12

“What policy projects have the highest priority for your country's government? Which countries are favoured partners for cooperating on these priorities?”

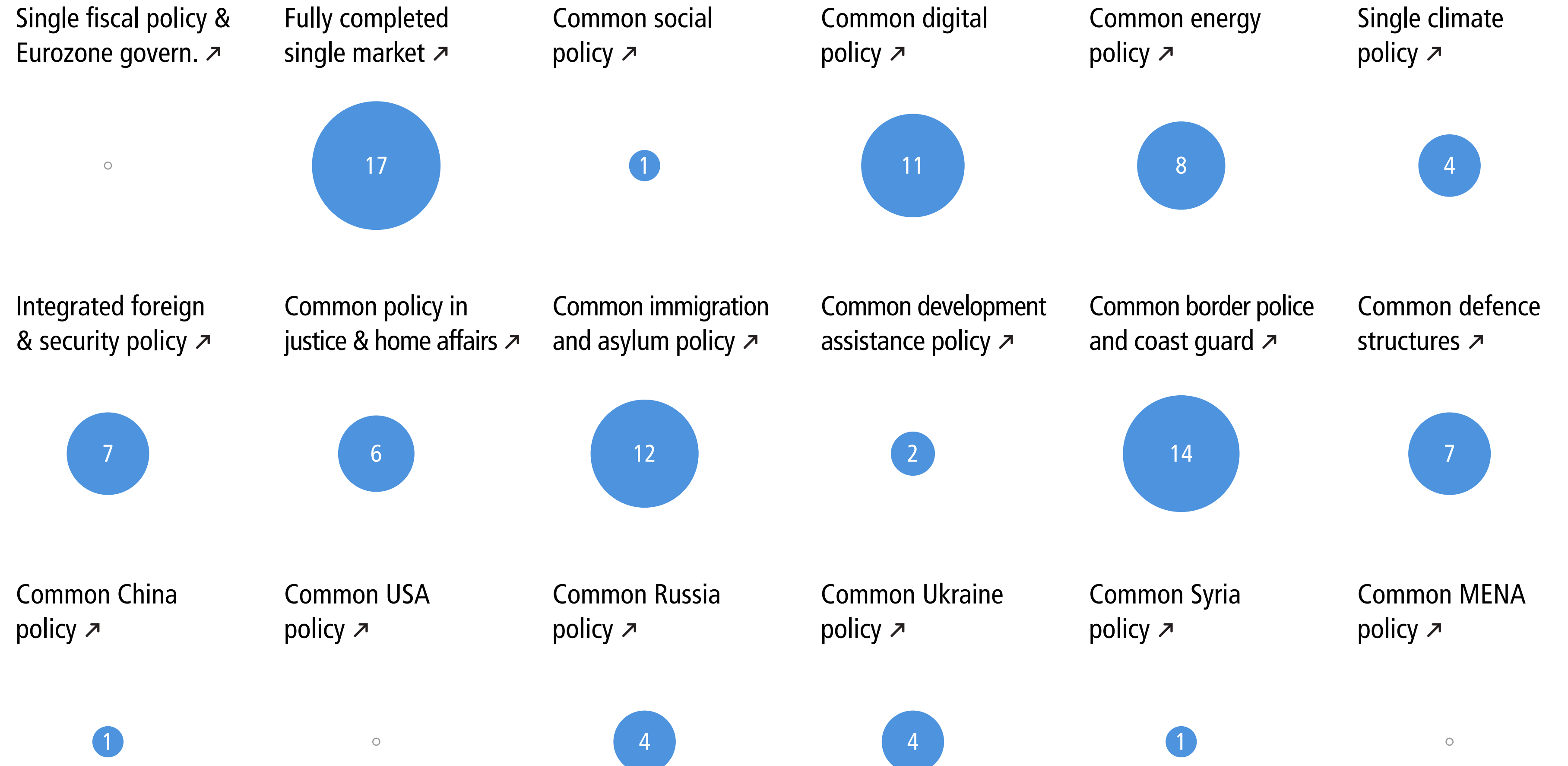
Policies sorted by list

Policies sorted by priority

Top 4 priorities and partners' response ●

Additional priorities; partners' response ●

Countries	Policies
EU	Affluent Seven
Big Six	Southern Seven
Founding Six	Visegrád Four
Austria	Italy
Belgium	Latvia
Bulgaria	Lithuania
Croatia	Luxembourg
Cyprus	Malta
<b>Czech Rep.</b>	Netherlands
Denmark	Poland
Estonia	Portugal
Finland	Romania
France	Slovakia
Germany	Slovenia
Greece	Spain
Hungary	Sweden
Ireland	UK



- Policies & Partners Overview
- Preferred Actor Level
- Preferred Actor Level (Public View)
- Priorities and Favoured Partners**

Number of respondents: 19. Numbers in circles show percentage of votes

# Priorities and Favoured Partners Votes by Czech Republic

## Q12

“What policy projects have the highest priority for your country's government? Which countries are favoured partners for cooperating on these priorities?”

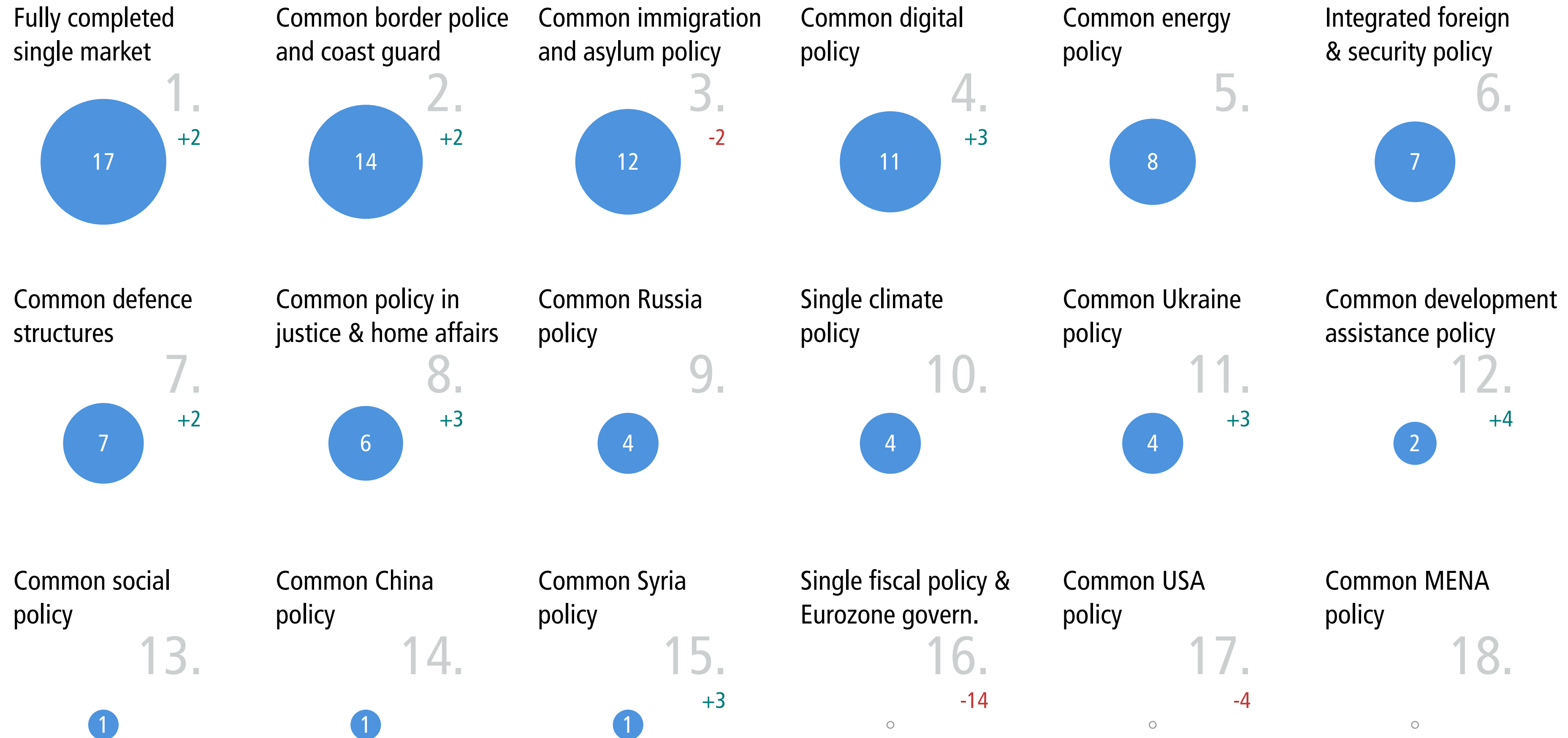
Policies sorted by list

Policies sorted by priority

Top 4 priorities and partners' response ●

Additional priorities; partners' response ●

Countries	Policies
EU	Affluent Seven
Big Six	Southern Seven
Founding Six	Visegrád Four
Austria	Italy
Belgium	Latvia
Bulgaria	Lithuania
Croatia	Luxembourg
Cyprus	Malta
<b>Czech Rep.</b>	Netherlands
Denmark	Poland
Estonia	Portugal
Finland	Romania
France	Slovakia
Germany	Slovenia
Greece	Spain
Hungary	Sweden
Ireland	UK



Policies with equal percentage are sorted according to EU results. Small numbers indicate a two rank (or more) deviation from the EU ranking results

# Priorities and Favoured Partners Votes by Czech Republic

Q12

“What policy projects have the highest priority for your country's government? Which countries are favoured partners for cooperating on these priorities?”

Policies sorted by list

Policies sorted by priority

Top 4 priorities and partners' response ●

Additional priorities; partners' response ●

Help ✕

Countries	Policies
EU	Affluent Seven
Big Six	Southern Seven
Founding Six	Visegrád Four
Austria	Italy
Belgium	Latvia
Bulgaria	Lithuania
Croatia	Luxembourg
Cyprus	Malta
<b>Czech Rep.</b>	Netherlands
Denmark	Poland
Estonia	Portugal
Finland	Romania
France	Slovakia
Germany	Slovenia
Greece	Spain
Hungary	Sweden
Ireland	UK

Policies & Partners Overview  
 Preferred Actor Level  
 Preferred Actor Level (Public View)

**Priorities and Favoured Partners**

Fully completed single market

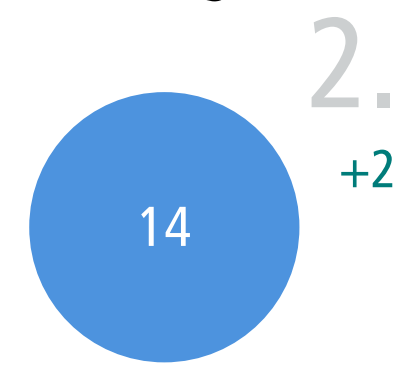


- Germany
- Netherlands
- Slovakia
- UK
- Sweden
- Austria
- Denmark
- Poland

Countries prioritising these policy projects

- Ireland
- Finland
- Czech Rep.**
- Netherlands
- Slovenia
- Denmark
- Hungary

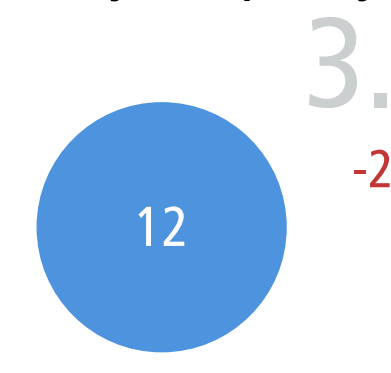
Common border police and coast guard



- Slovakia
- Austria
- Germany
- Poland
- Hungary
- Italy
- France
- Spain

- Austria
- Greece
- Bulgaria
- Croatia
- Hungary
- Czech Rep.**
- Slovenia

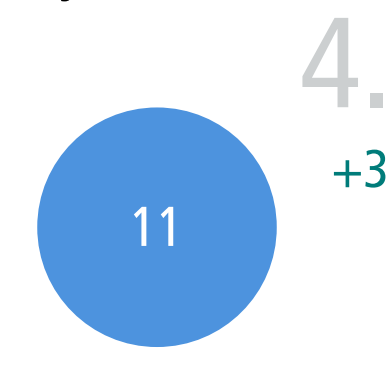
Common immigration and asylum policy



- Hungary
- Poland
- Slovakia
- Austria
- Germany
- Italy

- Malta
- Austria
- Germany
- Cyprus
- Greece
- Slovenia
- 14. Czech Rep.**

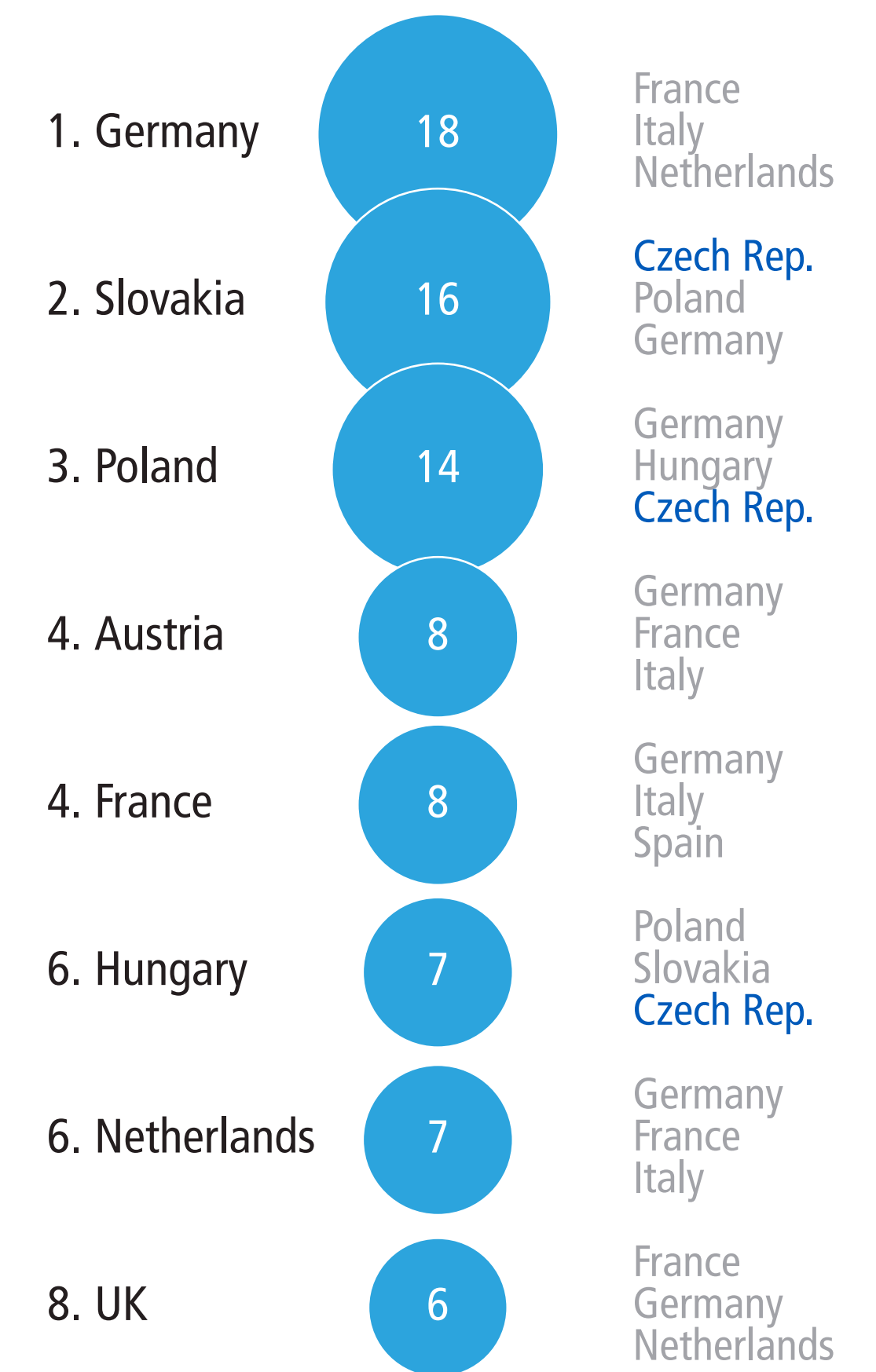
Common digital policy



- Germany
- Estonia
- Netherlands
- Poland
- Slovakia
- Sweden
- Austria
- UK

- Ireland
- Luxembourg
- Estonia
- Netherlands
- Austria
- 5. Czech Rep.**
- Finland

Czech Rep.'s favoured partners for all policy projects; partners' choices





# Priorities and Favoured Partners Votes by Czech Republic

Q12

“What policy projects have the highest priority for your country's government? Which countries are favoured partners for cooperating on these priorities?”

Policies sorted by list

Policies sorted by priority

Top 4 priorities and partners' response ●

Additional priorities; partners' response ●

Help ✕

Countries	Policies
EU	Affluent Seven
Big Six	Southern Seven
Founding Six	Visegrád Four
Austria	Italy
Belgium	Latvia
Bulgaria	Lithuania
Croatia	Luxembourg
Cyprus	Malta
<b>Czech Rep.</b>	Netherlands
Denmark	Poland
Estonia	Portugal
Finland	Romania
France	Slovakia
Germany	Slovenia
Greece	Spain
Hungary	Sweden
Ireland	UK

- Policies & Partners Overview
- Preferred Actor Level
- Preferred Actor Level (Public View)
- Priorities and Favoured Partners**



# Priorities and Favoured Partners Votes by Denmark

Q12

“What policy projects have the highest priority for your country's government? Which countries are favoured partners for cooperating on these priorities?”


Policies sorted by list

Policies sorted by priority

Top 4 priorities and partners' response ●

Additional priorities; partners' response ●

Countries	Policies
EU	Affluent Seven
Big Six	Southern Seven
Founding Six	Visegrád Four
Austria	Italy
Belgium	Latvia
Bulgaria	Lithuania
Croatia	Luxembourg
Cyprus	Malta
Czech Rep.	Netherlands
<b>Denmark</b>	Poland
Estonia	Portugal
Finland	Romania
France	Slovakia
Germany	Slovenia
Greece	Spain
Hungary	Sweden
Ireland	UK



Policies & Partners Overview  
 Preferred Actor Level  
 Preferred Actor Level (Public View)

**Priorities and Favoured Partners**

Number of respondents: 15. Numbers in circles show percentage of votes

# Priorities and Favoured Partners Votes by Denmark

## Q12

“What policy projects have the highest priority for your country's government? Which countries are favoured partners for cooperating on these priorities?”

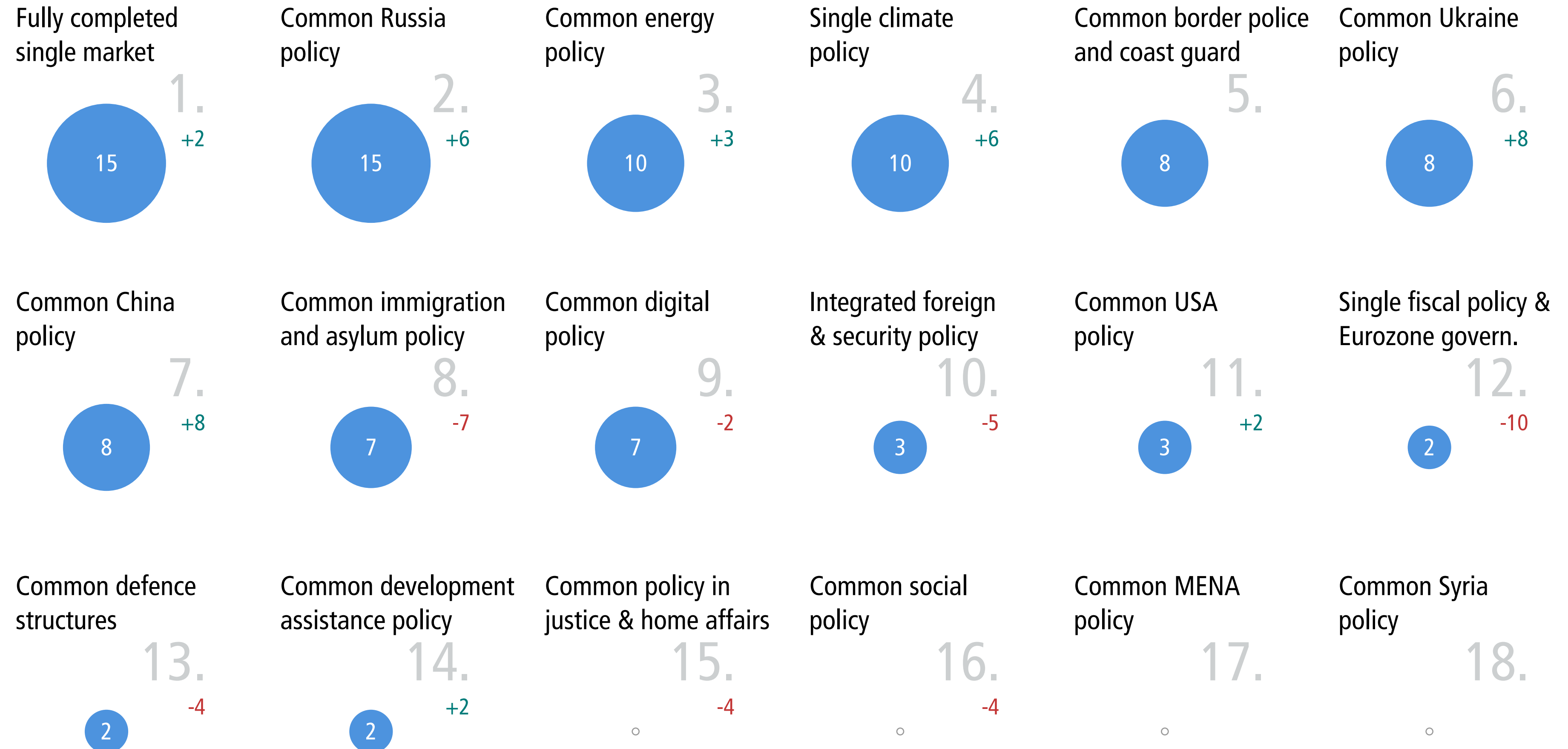
Policies sorted by list

Policies sorted by priority

Top 4 priorities and partners' response ●

Additional priorities; partners' response ●

Countries	Policies
EU	Affluent Seven
Big Six	Southern Seven
Founding Six	Visegrád Four
Austria	Italy
Belgium	Latvia
Bulgaria	Lithuania
Croatia	Luxembourg
Cyprus	Malta
Czech Rep.	Netherlands
<b>Denmark</b>	Poland
Estonia	Portugal
Finland	Romania
France	Slovakia
Germany	Slovenia
Greece	Spain
Hungary	Sweden
Ireland	UK



Policies with equal percentage are sorted according to EU results. Small numbers indicate a two rank (or more) deviation from the EU ranking results

- Policies & Partners Overview
- Preferred Actor Level
- Preferred Actor Level (Public View)
- Priorities and Favoured Partners**



# Priorities and Favoured Partners Votes by Denmark

Q12

“What policy projects have the highest priority for your country's government? Which countries are favoured partners for cooperating on these priorities?”

Policies sorted by list

Policies sorted by priority

Top 4 priorities and partners' response ●

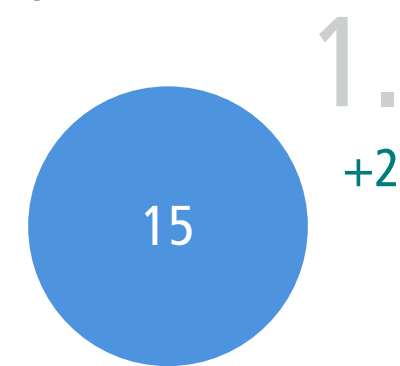
Additional priorities; partners' response ●

Help ✕

Countries	Policies
EU	Affluent Seven
Big Six	Southern Seven
Founding Six	Visegrád Four
Austria	Italy
Belgium	Latvia
Bulgaria	Lithuania
Croatia	Luxembourg
Cyprus	Malta
Czech Rep.	Netherlands
<b>Denmark</b>	Poland
Estonia	Portugal
Finland	Romania
France	Slovakia
Germany	Slovenia
Greece	Spain
Hungary	Sweden
Ireland	UK

- Policies & Partners Overview
- Preferred Actor Level
- Preferred Actor Level (Public View)
- Priorities and Favoured Partners**

## Fully completed single market



- Germany
- Netherlands
- Finland
- France
- Sweden
- Estonia
- Belgium

### Countries prioritising these policy projects

- Ireland
- Finland
- Czech Rep.
- Netherlands
- Slovenia
- Denmark**
- Hungary

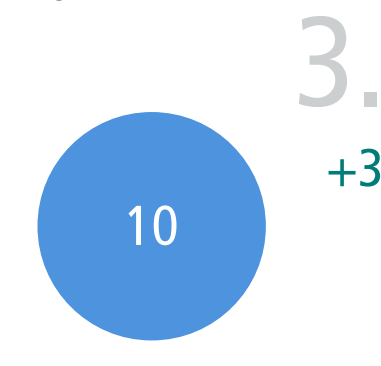
## Common Russia policy



- Germany
- Finland
- France
- Sweden
- UK
- Netherlands

- Poland
- Estonia
- Lithuania
- UK
- Latvia
- Denmark**
- Romania


## Common energy policy



- Germany
- Netherlands
- Sweden
- Estonia
- Finland
- Poland
- Belgium
- France

- Lithuania
- Poland
- Slovakia
- Bulgaria
- Cyprus
- Latvia
- Denmark**

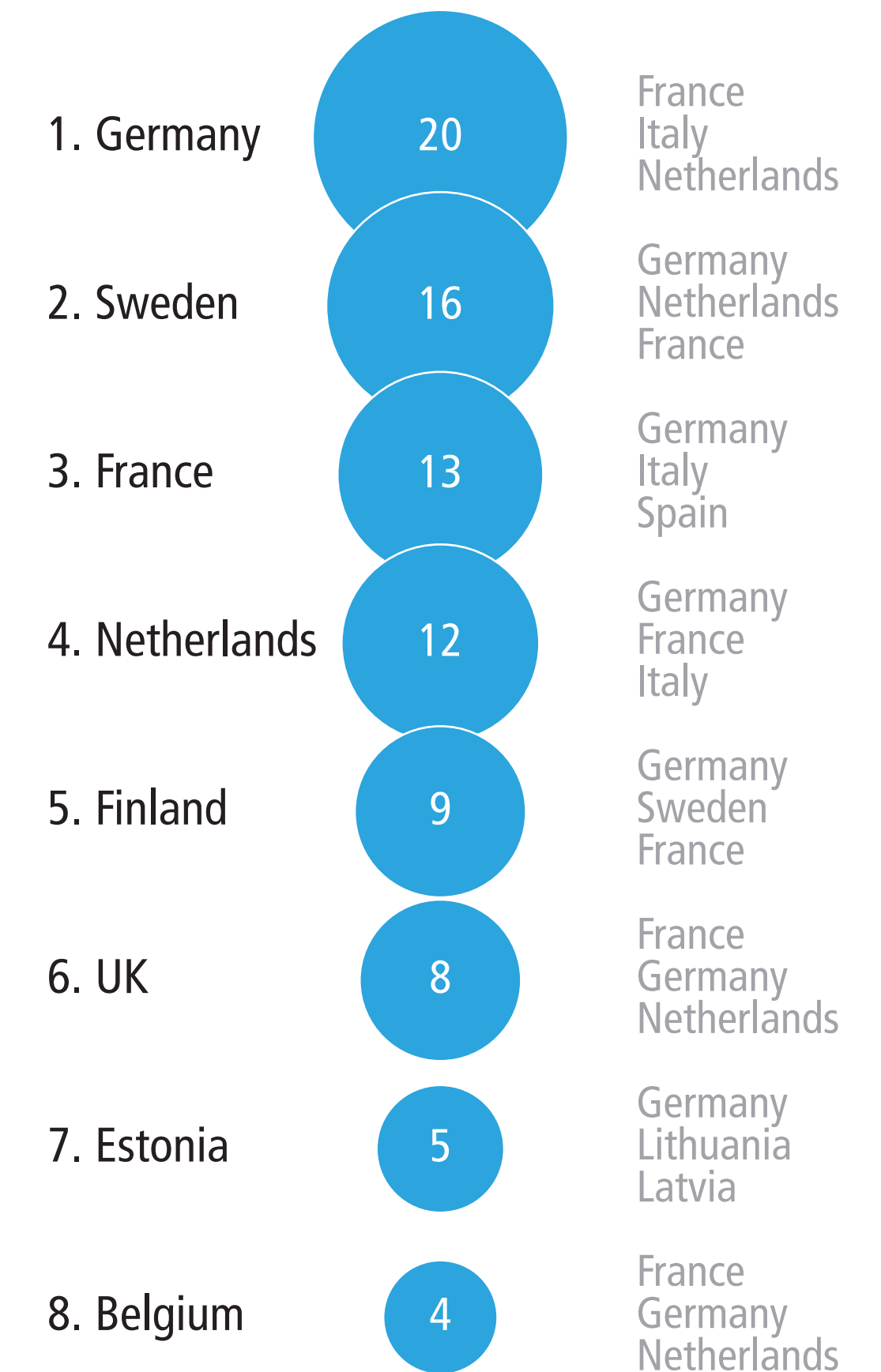
## Single climate policy



- Sweden
- Germany
- Netherlands
- France
- Finland
- Belgium

- 1. Netherlands
- 2. UK
- 3. Sweden
- 4. Denmark**
- 4. Portugal
- 6. Belgium
- 6. France

## Denmark's favoured partners for all policy projects; partners' choices



# Priorities and Favoured Partners Votes by Denmark

Q12

“What policy projects have the highest priority for your country's government? Which countries are favoured partners for cooperating on these priorities?”

Policies sorted by list

Policies sorted by priority

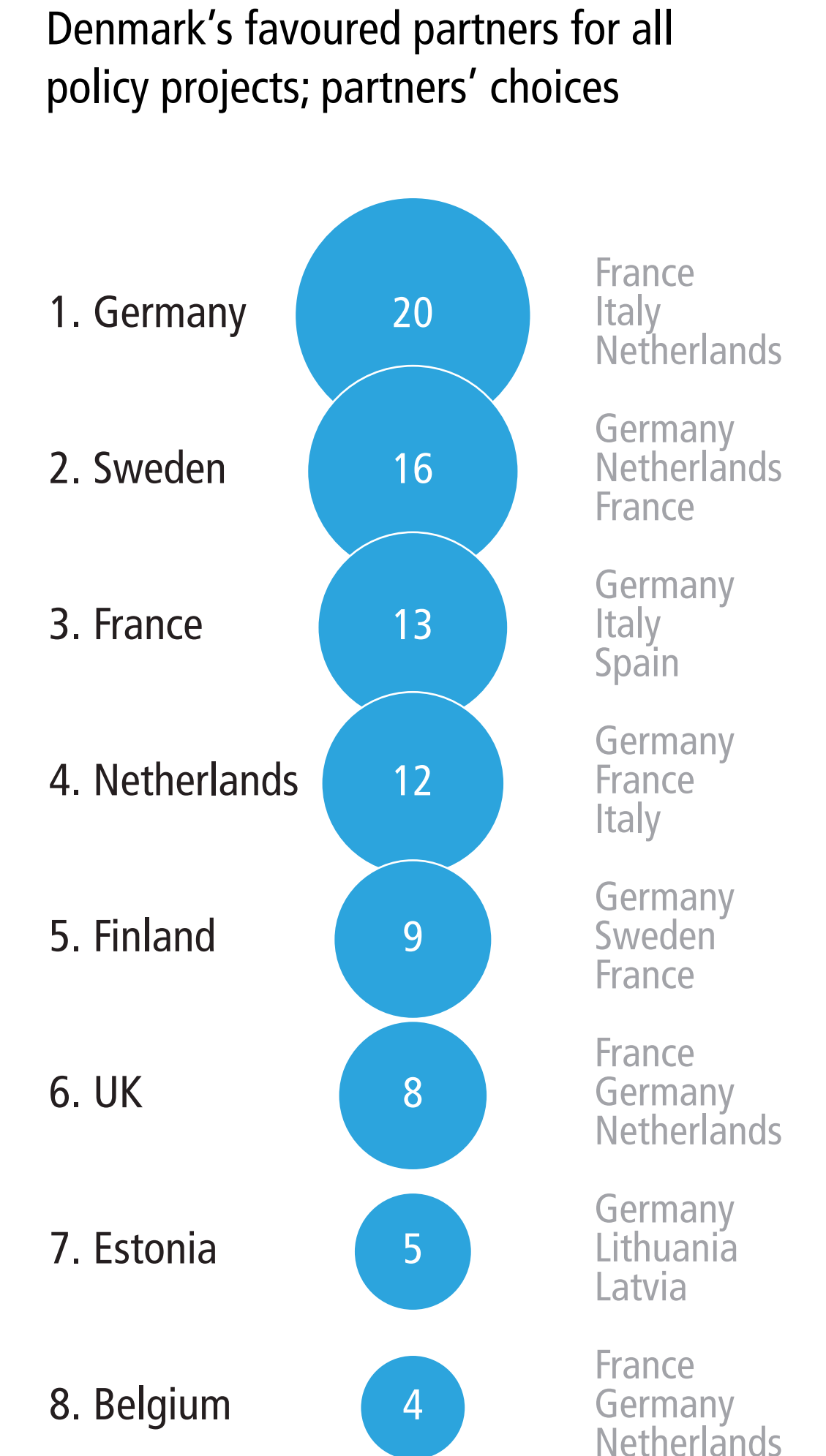
Top 4 priorities and partners' response ●

Additional priorities; partners' response ●

Help ✕

Countries	Policies
EU	Affluent Seven
Big Six	Southern Seven
Founding Six	Visegrád Four
Austria	Italy
Belgium	Latvia
Bulgaria	Lithuania
Croatia	Luxembourg
Cyprus	Malta
Czech Rep.	Netherlands
<b>Denmark</b>	Poland
Estonia	Portugal
Finland	Romania
France	Slovakia
Germany	Slovenia
Greece	Spain
Hungary	Sweden
Ireland	UK

- Policies & Partners Overview
- Preferred Actor Level
- Preferred Actor Level (Public View)
- Priorities and Favoured Partners**



# Priorities and Favoured Partners Votes by Estonia

Q12

“What policy projects have the highest priority for your country's government? Which countries are favoured partners for cooperating on these priorities?”


Policies sorted by list

Policies sorted by priority

Top 4 priorities and partners' response ●

Additional priorities; partners' response ●

Countries	Policies
EU	Affluent Seven
Big Six	Southern Seven
Founding Six	Visegrád Four
Austria	Italy
Belgium	Latvia
Bulgaria	Lithuania
Croatia	Luxembourg
Cyprus	Malta
Czech Rep.	Netherlands
Denmark	Poland
<b>Estonia</b>	Portugal
Finland	Romania
France	Slovakia
Germany	Slovenia
Greece	Spain
Hungary	Sweden
Ireland	UK



Policies & Partners Overview

Preferred Actor Level

Preferred Actor Level (Public View)

**Priorities and Favoured Partners**

Number of respondents: 18. Numbers in circles show percentage of votes



# Priorities and Favoured Partners Votes by Estonia

Q12

“What policy projects have the highest priority for your country's government? Which countries are favoured partners for cooperating on these priorities?”


Policies sorted by list

Policies sorted by priority

Top 4 priorities and partners' response

Additional priorities; partners' response

Countries	Policies
EU	Affluent Seven
Big Six	Southern Seven
Founding Six	Visegrád Four
Austria	Italy
Belgium	Latvia
Bulgaria	Lithuania
Croatia	Luxembourg
Cyprus	Malta
Czech Rep.	Netherlands
Denmark	Poland
<b>Estonia</b>	Portugal
Finland	Romania
France	Slovakia
Germany	Slovenia
Greece	Spain
Hungary	Sweden
Ireland	UK



Policies with equal percentage are sorted according to EU results. Small numbers indicate a two rank (or more) deviation from the EU ranking results

- Policies & Partners Overview
- Preferred Actor Level
- Preferred Actor Level (Public View)
- Priorities and Favoured Partners**

# Priorities and Favoured Partners Votes by Estonia

Q12

“What policy projects have the highest priority for your country's government? Which countries are favoured partners for cooperating on these priorities?”

Policies sorted by list

Policies sorted by priority

Top 4 priorities and partners' response

Additional priorities; partners' response

Help x

Countries	Policies
EU	Affluent Seven
Big Six	Southern Seven
Founding Six	Visegrád Four
Austria	Italy
Belgium	Latvia
Bulgaria	Lithuania
Croatia	Luxembourg
Cyprus	Malta
Czech Rep.	Netherlands
Denmark	Poland
<b>Estonia</b>	Portugal
Finland	Romania
France	Slovakia
Germany	Slovenia
Greece	Spain
Hungary	Sweden
Ireland	UK

- Policies & Partners Overview
- Preferred Actor Level
- Preferred Actor Level (Public View)
- Priorities and Favoured Partners**

## Common Russia policy



- Poland
- Germany
- Latvia
- Lithuania
- Finland
- France
- UK
- Sweden

### Countries prioritising these policy projects

- Poland
- 2. Estonia**
- 3. Lithuania
3. UK
- 5. Latvia
6. Denmark
7. Romania

## Common digital policy



- Finland
- Germany
- Latvia
- Sweden
- Ireland
- Lithuania
- Netherlands
- Denmark

- 1. Ireland
- 1. Luxembourg
- 3. Estonia**
- 3. Netherlands
- 5. Austria
- 5. Czech Rep.
- 5. Finland

## Fully completed single market



- Germany
- France
- Netherlands
- Sweden
- Finland
- Latvia
- Lithuania
- Luxembourg

- Ireland
- Finland
3. Czech Rep.
3. Netherlands
5. Slovenia
6. Denmark
- 14. Estonia**

## Common border police and coast guard



- Finland
- Latvia
- Lithuania
- France
- Italy
- Germany
- Poland
- Sweden

- Austria
- Greece
- Bulgaria
3. Croatia
5. Hungary
6. Czech Rep.
- 11. Estonia**

## Estonia's favoured partners for all policy projects; partners' choices



# Priorities and Favoured Partners Votes by Estonia

Q12

“What policy projects have the highest priority for your country's government? Which countries are favoured partners for cooperating on these priorities?”

Policies sorted by list

Policies sorted by priority

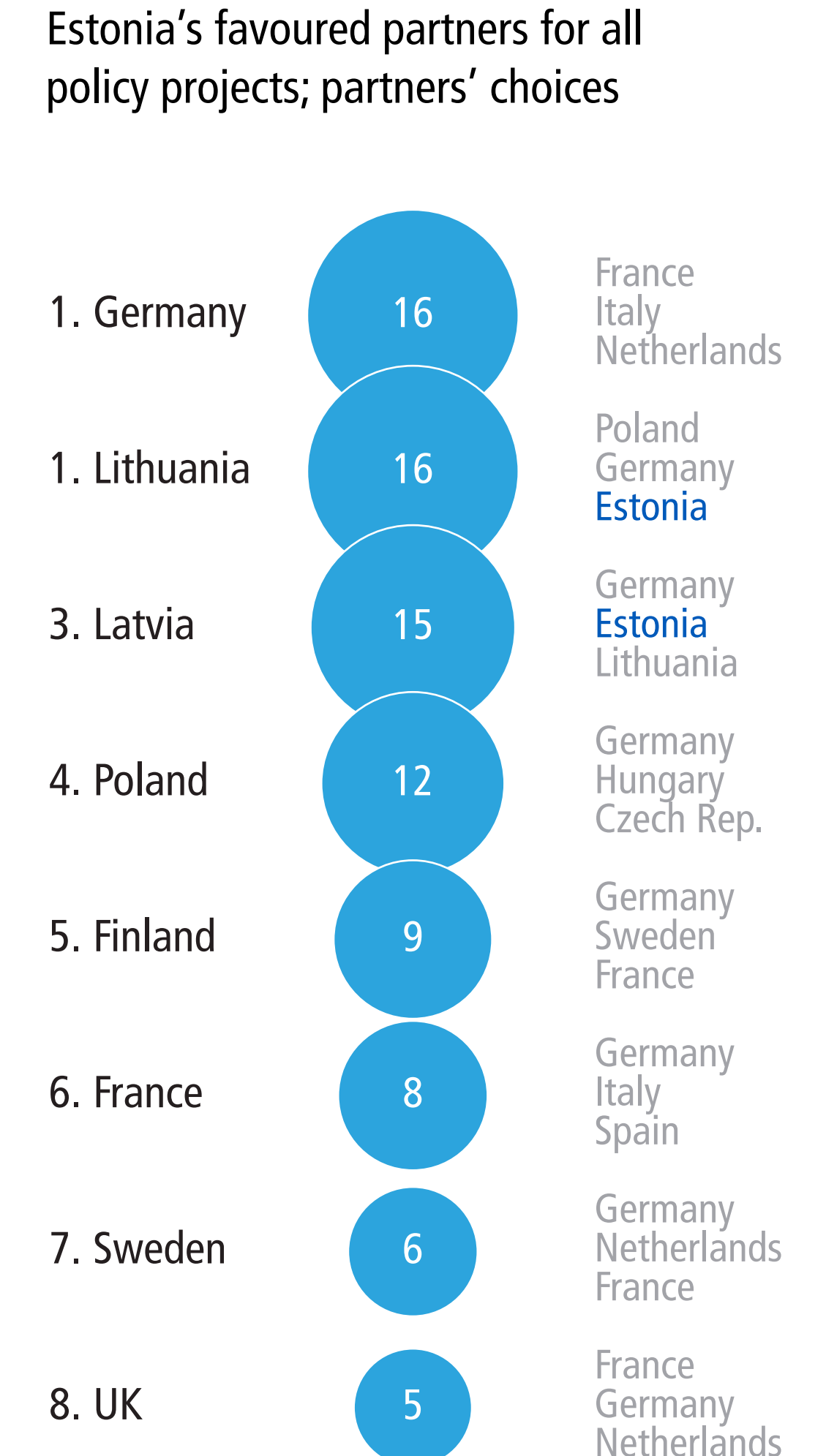
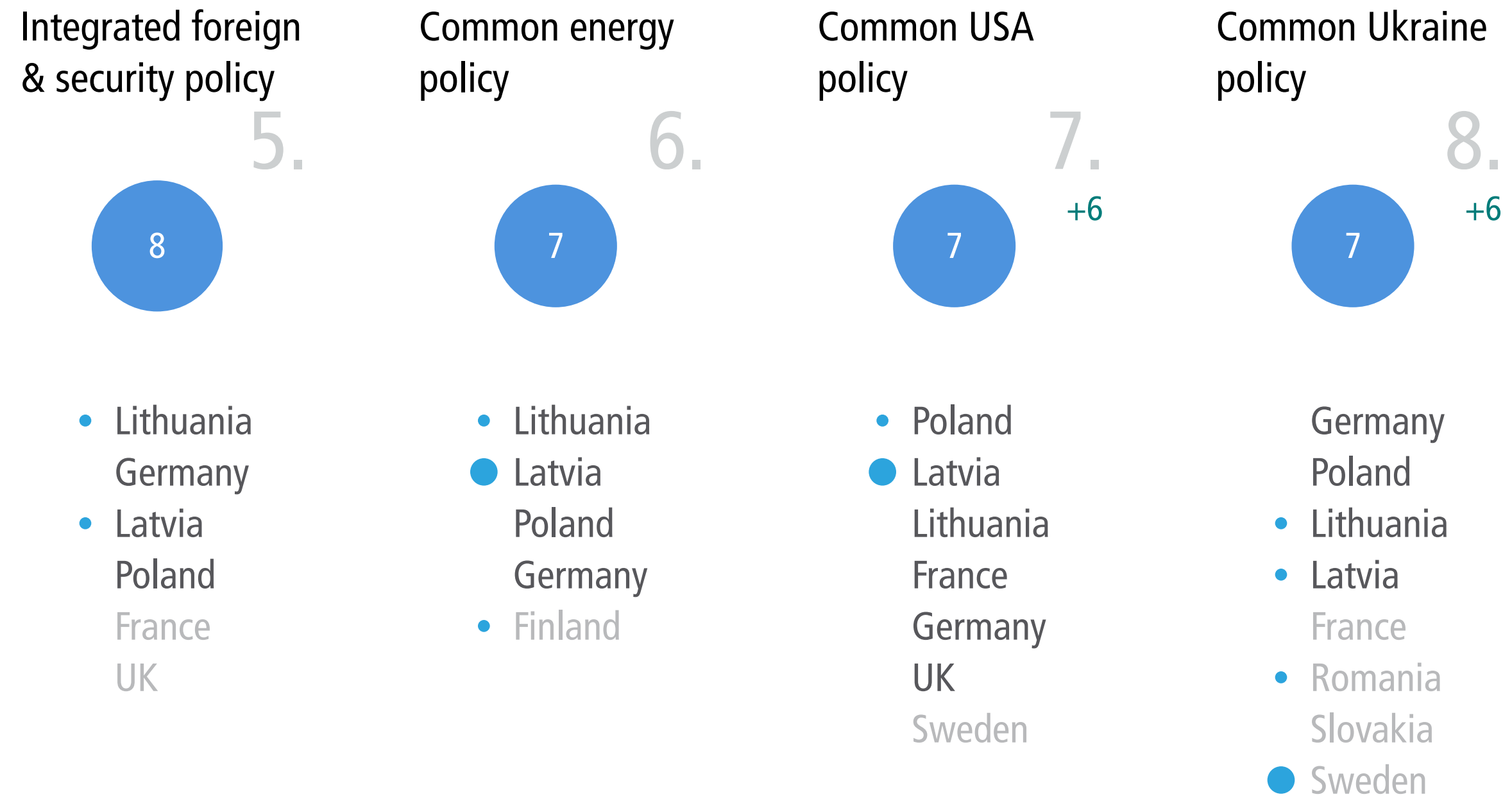
Top 4 priorities and partners' response ●

Additional priorities; partners' response ●

Help ✕

Countries	Policies
EU	Affluent Seven
Big Six	Southern Seven
Founding Six	Visegrád Four
Austria	Italy
Belgium	Latvia
Bulgaria	Lithuania
Croatia	Luxembourg
Cyprus	Malta
Czech Rep.	Netherlands
Denmark	Poland
<b>Estonia</b>	Portugal
Finland	Romania
France	Slovakia
Germany	Slovenia
Greece	Spain
Hungary	Sweden
Ireland	UK

- Policies & Partners Overview
- Preferred Actor Level
- Preferred Actor Level (Public View)
- Priorities and Favoured Partners**





# Priorities and Favoured Partners Votes by Finland

Q12

“What policy projects have the highest priority for your country's government? Which countries are favoured partners for cooperating on these priorities?”

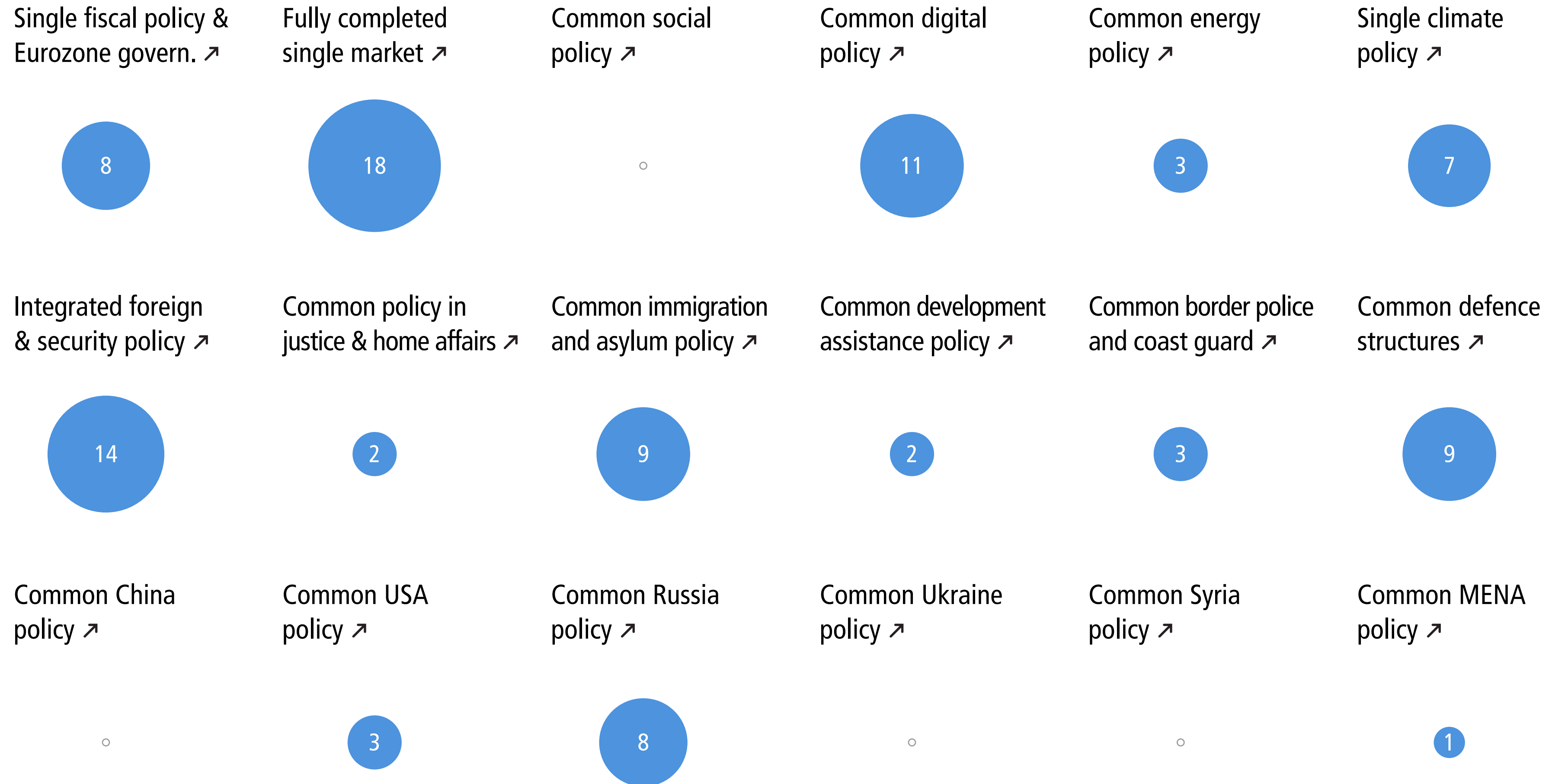
Policies sorted by list

Policies sorted by priority

Top 4 priorities and partners' response ●

Additional priorities; partners' response ●

Countries	Policies
EU	Affluent Seven
Big Six	Southern Seven
Founding Six	Visegrád Four
Austria	Italy
Belgium	Latvia
Bulgaria	Lithuania
Croatia	Luxembourg
Cyprus	Malta
Czech Rep.	Netherlands
Denmark	Poland
Estonia	Portugal
<b>Finland</b>	Romania
France	Slovakia
Germany	Slovenia
Greece	Spain
Hungary	Sweden
Ireland	UK



Policies & Partners Overview

Preferred Actor Level

Preferred Actor Level (Public View)

**Priorities and Favoured Partners**

Number of respondents: 20. Numbers in circles show percentage of votes

# Priorities and Favoured Partners Votes by Finland

## Q12

“What policy projects have the highest priority for your country's government? Which countries are favoured partners for cooperating on these priorities?”


Policies sorted by list

Policies sorted by priority

Top 4 priorities and partners' response

Additional priorities; partners' response

Countries	Policies
EU	Affluent Seven
Big Six	Southern Seven
Founding Six	Visegrád Four
Austria	Italy
Belgium	Latvia
Bulgaria	Lithuania
Croatia	Luxembourg
Cyprus	Malta
Czech Rep.	Netherlands
Denmark	Poland
Estonia	Portugal
<b>Finland</b>	Romania
France	Slovakia
Germany	Slovenia
Greece	Spain
Hungary	Sweden
Ireland	UK



Policies with equal percentage are sorted according to EU results. Small numbers indicate a two rank (or more) deviation from the EU ranking results

- Policies & Partners Overview
- Preferred Actor Level
- Preferred Actor Level (Public View)
- Priorities and Favoured Partners**

# Priorities and Favoured Partners Votes by Finland

Q12

“What policy projects have the highest priority for your country's government? Which countries are favoured partners for cooperating on these priorities?”

Policies sorted by list

Policies sorted by priority

Top 4 priorities and partners' response ●

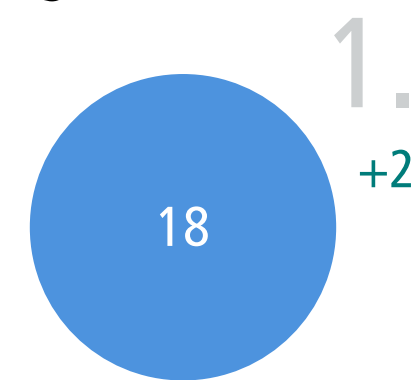
Additional priorities; partners' response ●

Help ✕

Countries	Policies
EU	Affluent Seven
Big Six	Southern Seven
Founding Six	Visegrád Four
Austria	Italy
Belgium	Latvia
Bulgaria	Lithuania
Croatia	Luxembourg
Cyprus	Malta
Czech Rep.	Netherlands
Denmark	Poland
Estonia	Portugal
<b>Finland</b>	Romania
France	Slovakia
Germany	Slovenia
Greece	Spain
Hungary	Sweden
Ireland	UK

- Policies & Partners Overview
- Preferred Actor Level
- Preferred Actor Level (Public View)
- Priorities and Favoured Partners**

## Fully completed single market

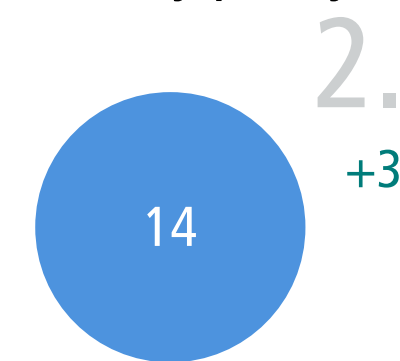


- Germany
- Netherlands
- Sweden
- Denmark
- Estonia
- France
- UK

### Countries prioritising these policy projects

- Ireland
- 2. Finland**
- Czech Rep.
- Netherlands
- Slovenia
- 6. Denmark
- Hungary


## Integrated foreign & security policy



- Germany
- France
- Sweden
- Netherlands
- Spain
- UK

- Greece
- 2. Finland**
- Romania
- Belgium
- Croatia
- Malta
- Cyprus


## Common digital policy



- Sweden
- Germany
- Netherlands
- Denmark
- Estonia
- France
- Spain

- Ireland
- Luxembourg
- 3. Estonia
- Netherlands
- Austria
- Czech Rep.
- 5. Finland**

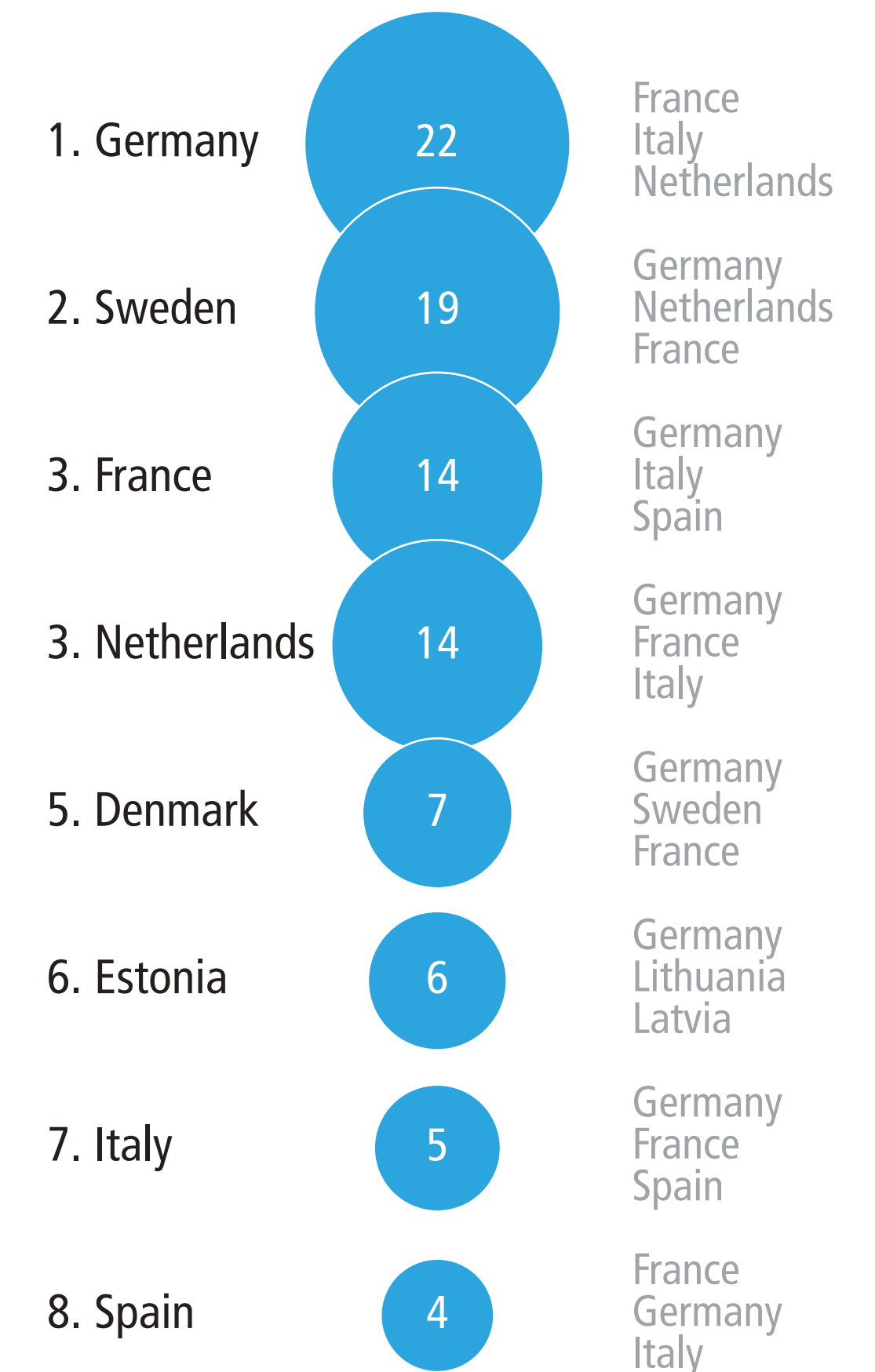
## Common immigration and asylum policy



- Germany
- Sweden
- France
- Italy
- Netherlands
- Denmark

- Malta
- Austria
- Germany
- Cyprus
- Greece
- Slovenia
- 18. Finland**

## Finland's favoured partners for all policy projects; partners' choices





# Priorities and Favoured Partners Votes by Finland

Q12

“What policy projects have the highest priority for your country's government? Which countries are favoured partners for cooperating on these priorities?”

Policies sorted by list

Policies sorted by priority

Top 4 priorities and partners' response ●


Additional priorities; partners' response ●

Help ✕

Countries	Policies
EU	Affluent Seven
Big Six	Southern Seven
Founding Six	Visegrád Four
Austria	Italy
Belgium	Latvia
Bulgaria	Lithuania
Croatia	Luxembourg
Cyprus	Malta
Czech Rep.	Netherlands
Denmark	Poland
Estonia	Portugal
<b>Finland</b>	Romania
France	Slovakia
Germany	Slovenia
Greece	Spain
Hungary	Sweden
Ireland	UK

- Policies & Partners Overview
- Preferred Actor Level
- Preferred Actor Level (Public View)
- Priorities and Favoured Partners**

## Common defence structures




- France
- Germany
- Netherlands
- Sweden
- UK
- Belgium
- Denmark
- Estonia

### Countries prioritising these policy projects

- Hungary
- Latvia
- Romania
- Finland**
- France
- Cyprus
- Czech Rep.

## Single fiscal policy & Eurozone govern.




- Germany
- Netherlands
- France
- Estonia
- Italy
- Spain
- Sweden

- Slovenia
- France
- Greece
- Belgium
- Ireland
- Italy

**17. Finland**

## Common Russia policy




- Germany
- France
- Sweden
- UK
- Italy
- Austria
- Estonia

- Poland
- Estonia
- Lithuania
- UK
- Latvia
- Denmark

**9. Finland**

## Single climate policy

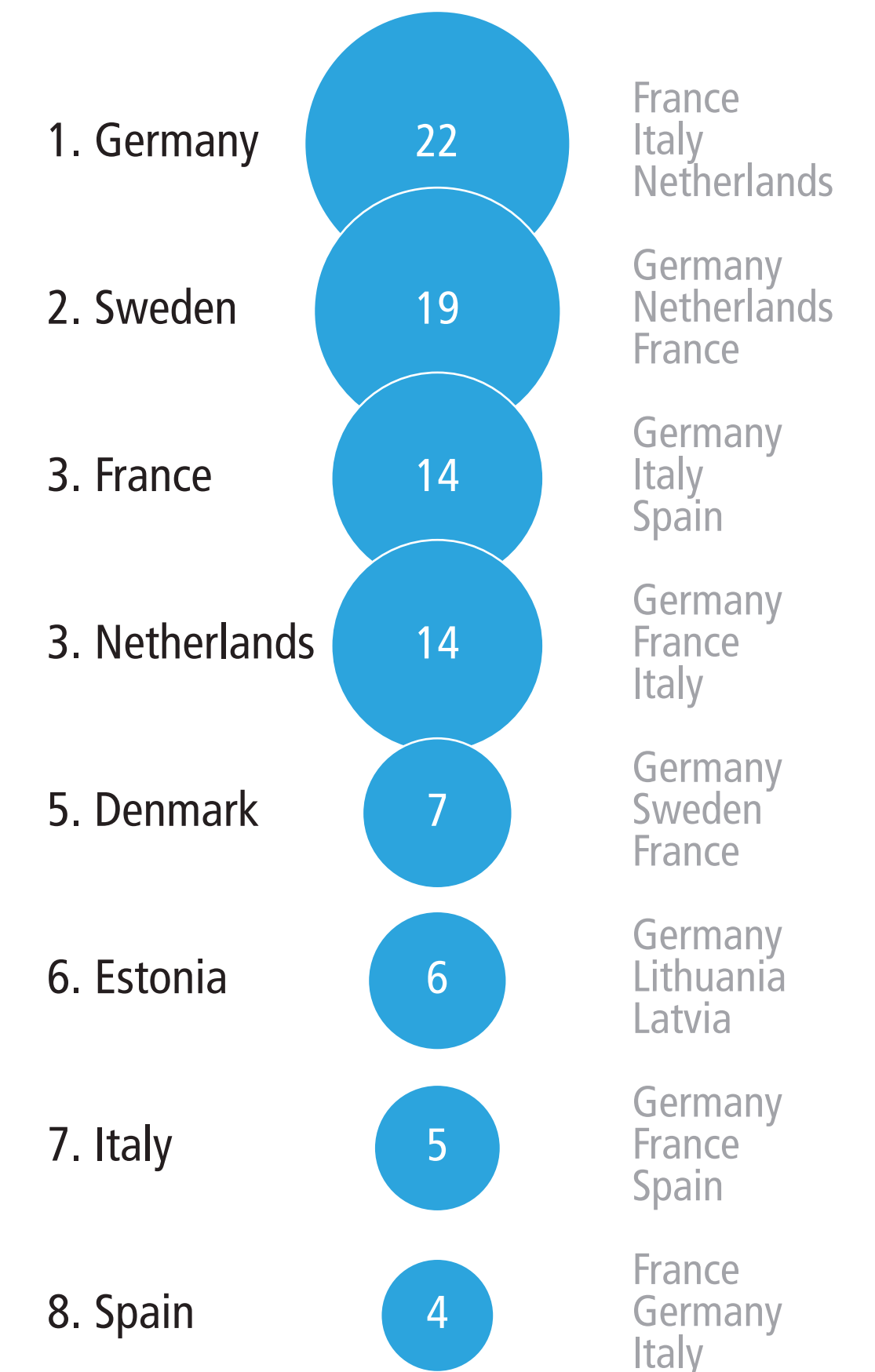


- Sweden
- France
- Germany
- Netherlands
- Denmark

- Netherlands
- UK
- Sweden
- Denmark
- Portugal
- Belgium

**9. Finland**

## Finland's favoured partners for all policy projects; partners' choices



# Priorities and Favoured Partners Votes by France

Q12

“What policy projects have the highest priority for your country's government? Which countries are favoured partners for cooperating on these priorities?”

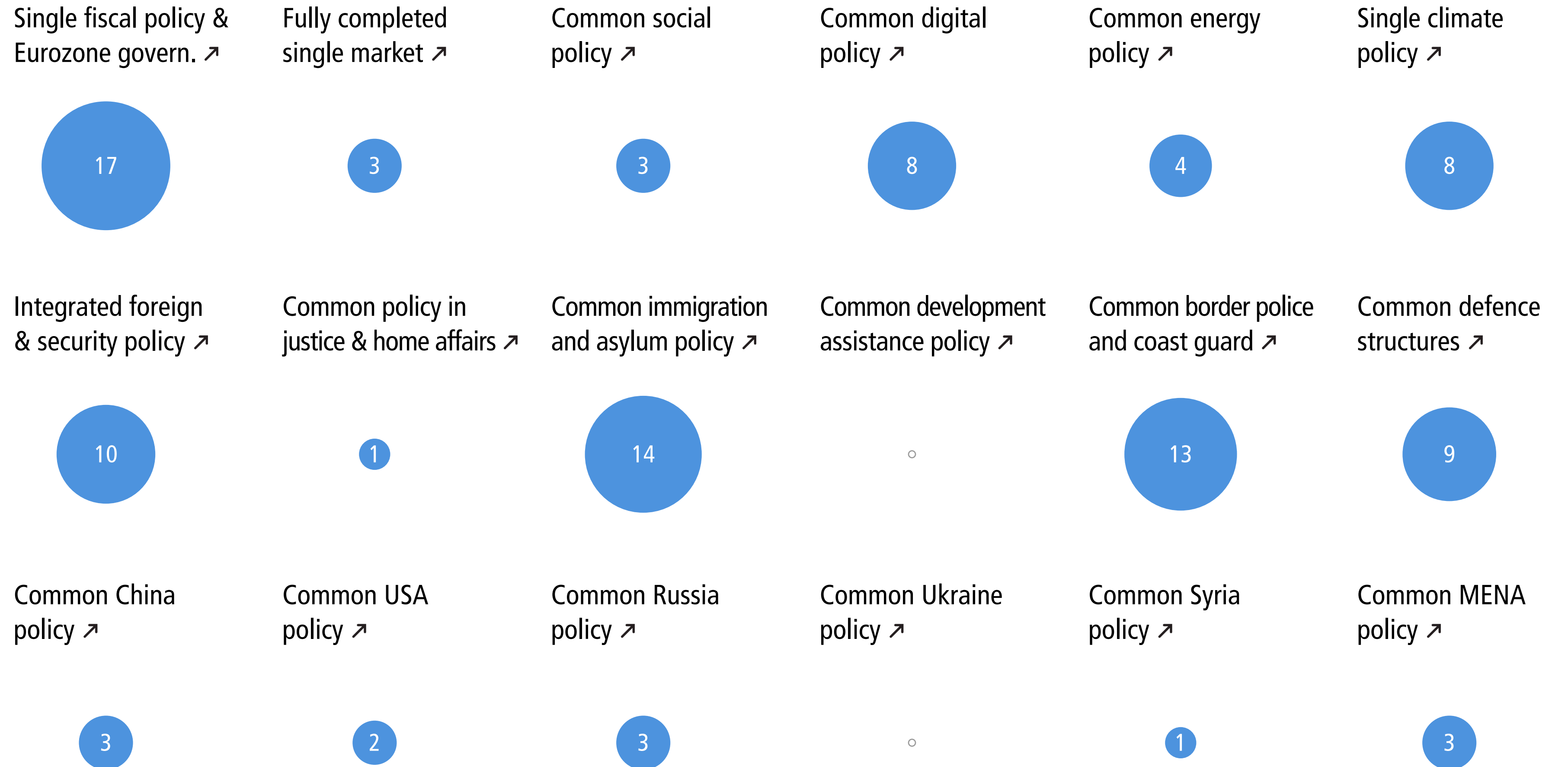
Policies sorted by list

Policies sorted by priority

Top 4 priorities and partners' response ●

Additional priorities; partners' response ●

Countries	Policies
EU	Affluent Seven
Big Six	Southern Seven
Founding Six	Visegrád Four
Austria	Italy
Belgium	Latvia
Bulgaria	Lithuania
Croatia	Luxembourg
Cyprus	Malta
Czech Rep.	Netherlands
Denmark	Poland
Estonia	Portugal
Finland	Romania
<b>France</b>	Slovakia
Germany	Slovenia
Greece	Spain
Hungary	Sweden
Ireland	UK



- Policies & Partners Overview
- Preferred Actor Level
- Preferred Actor Level (Public View)
- Priorities and Favoured Partners**

Number of respondents: 27. Numbers in circles show percentage of votes

# Priorities and Favoured Partners Votes by France

Q12

“What policy projects have the highest priority for your country's government? Which countries are favoured partners for cooperating on these priorities?”

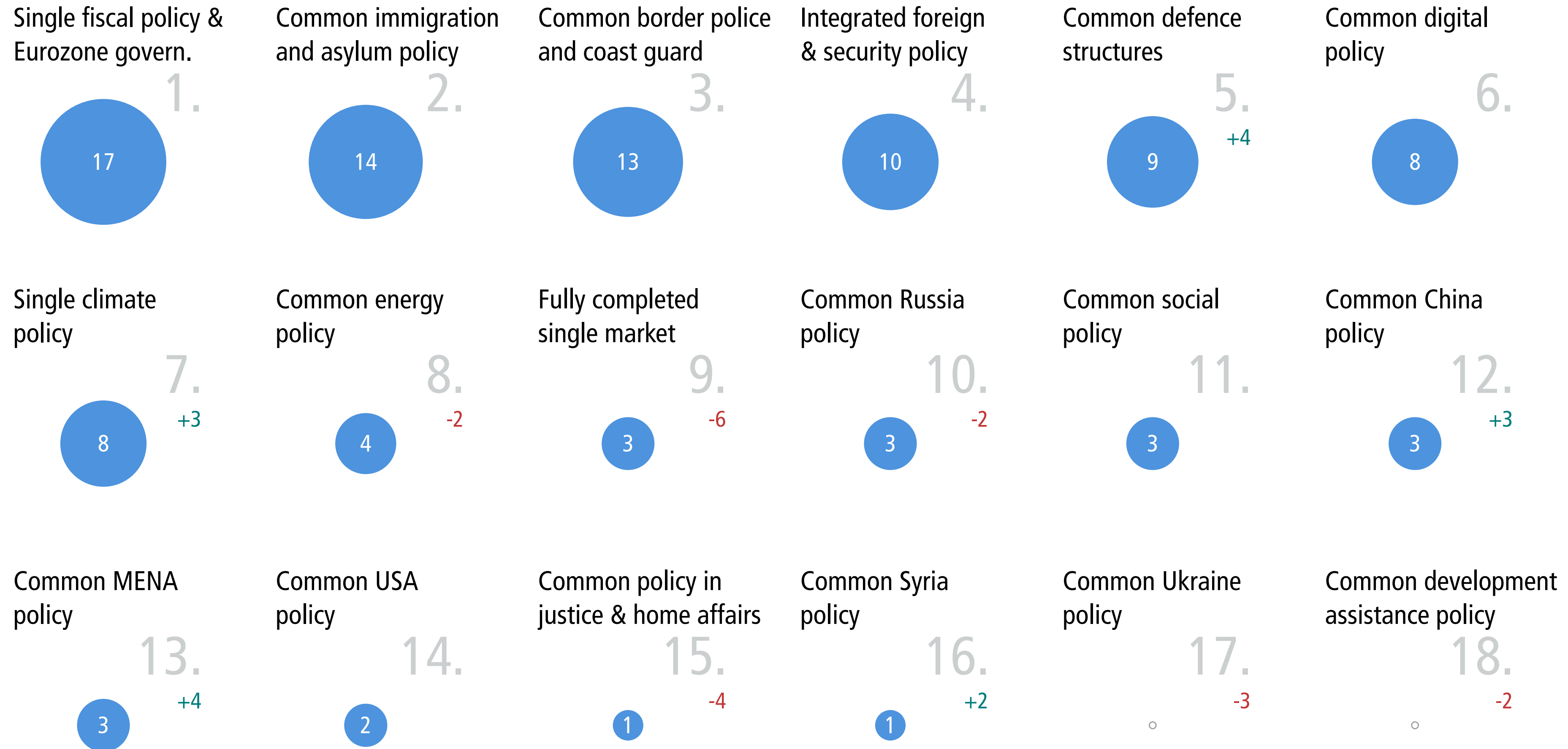
Policies sorted by list

Policies sorted by priority

Top 4 priorities and partners' response ●

Additional priorities; partners' response ●

Countries	Policies
EU	Affluent Seven
Big Six	Southern Seven
Founding Six	Visegrád Four
Austria	Italy
Belgium	Latvia
Bulgaria	Lithuania
Croatia	Luxembourg
Cyprus	Malta
Czech Rep.	Netherlands
Denmark	Poland
Estonia	Portugal
Finland	Romania
<b>France</b>	Slovakia
Germany	Slovenia
Greece	Spain
Hungary	Sweden
Ireland	UK



Policies with equal percentage are sorted according to EU results. Small numbers indicate a two rank (or more) deviation from the EU ranking results



# Priorities and Favoured Partners Votes by France

Q12

“What policy projects have the highest priority for your country's government? Which countries are favoured partners for cooperating on these priorities?”

[Policies sorted by list](#)

[Policies sorted by priority](#)

**[Top 4 priorities and partners' response](#)**

[Additional priorities; partners' response](#)

[Help](#) ✕

Countries	Policies
EU	Affluent Seven
Big Six	Southern Seven
Founding Six	Visegrád Four
Austria	Italy
Belgium	Latvia
Bulgaria	Lithuania
Croatia	Luxembourg
Cyprus	Malta
Czech Rep.	Netherlands
Denmark	Poland
Estonia	Portugal
Finland	Romania
<b>France</b>	Slovakia
Germany	Slovenia
Greece	Spain
Hungary	Sweden
Ireland	UK

- [Policies & Partners Overview](#)
- [Preferred Actor Level](#)
- [Preferred Actor Level \(Public View\)](#)
- [Priorities and Favoured Partners](#)**

## Single fiscal policy & Eurozone govern.

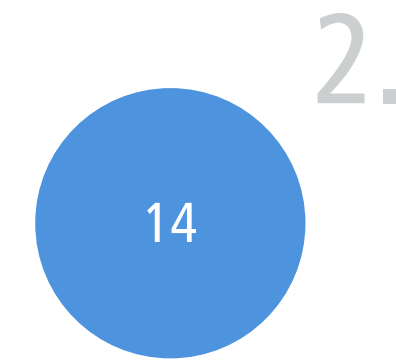


- Germany
- Italy
- Spain
- Netherlands
- Belgium

### Countries prioritising these policy projects

1. Slovenia
2. **France**
3. Greece
- 4. Belgium
4. Ireland
- 4. Italy
4. Portugal

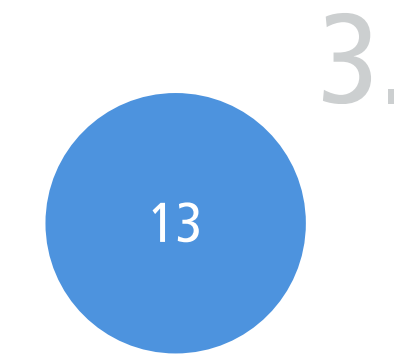
## Common immigration and asylum policy



- Germany
- Italy
- Spain
- Greece
- Netherlands
- Poland
- UK

1. Malta
2. Austria
- 3. Germany
4. Cyprus
- 4. Greece
4. Slovenia
11. **France**

## Common border police and coast guard



- Italy
- Germany
- Spain
- Greece

1. Austria
- 2. Greece
3. Bulgaria
3. Croatia
5. Hungary
6. Czech Rep.
8. **France**

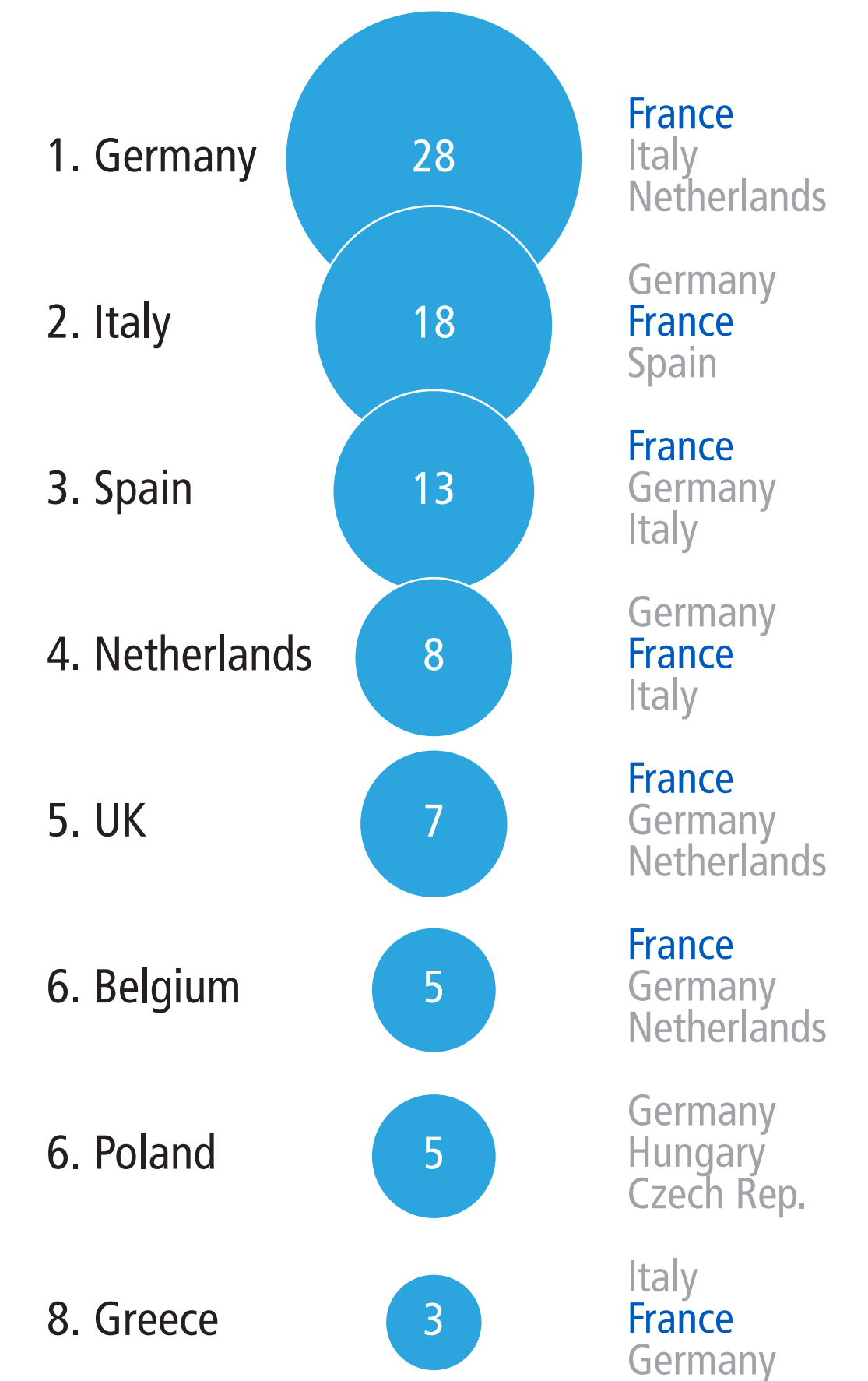
## Integrated foreign & security policy



- Germany
- Italy
- UK
- Spain
- Netherlands
- Poland
- Sweden

1. Greece
2. Finland
2. Romania
4. Belgium
4. Croatia
4. Malta
11. **France**

## France's favoured partners for all policy projects; partners' choices



# Priorities and Favoured Partners Votes by France

Q12

“What policy projects have the highest priority for your country's government? Which countries are favoured partners for cooperating on these priorities?”

Policies sorted by list

Policies sorted by priority

Top 4 priorities and partners' response ●

Additional priorities; partners' response ●

Help ✕

Countries	Policies
EU	Affluent Seven
Big Six	Southern Seven
Founding Six	Visegrád Four
Austria	Italy
Belgium	Latvia
Bulgaria	Lithuania
Croatia	Luxembourg
Cyprus	Malta
Czech Rep.	Netherlands
Denmark	Poland
Estonia	Portugal
Finland	Romania
<b>France</b>	Slovakia
Germany	Slovenia
Greece	Spain
Hungary	Sweden
Ireland	UK

Policies & Partners Overview  
 Preferred Actor Level  
 Preferred Actor Level (Public View)

**Priorities and Favoured Partners**

## Common defence structures



### Countries prioritising these policy projects

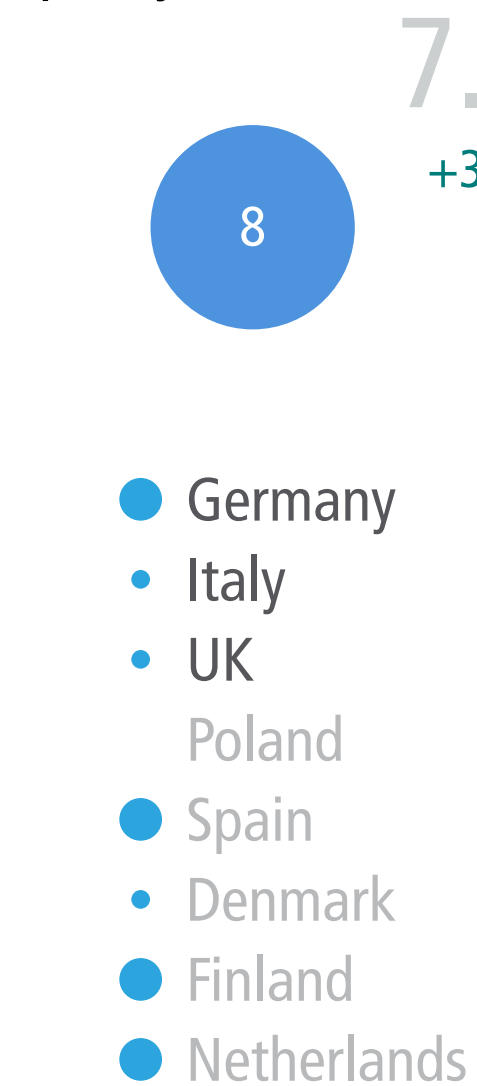
1. Hungary
2. Latvia
2. Romania
4. Finland
- 4. France**
6. Cyprus
7. Czech Rep.

## Common digital policy



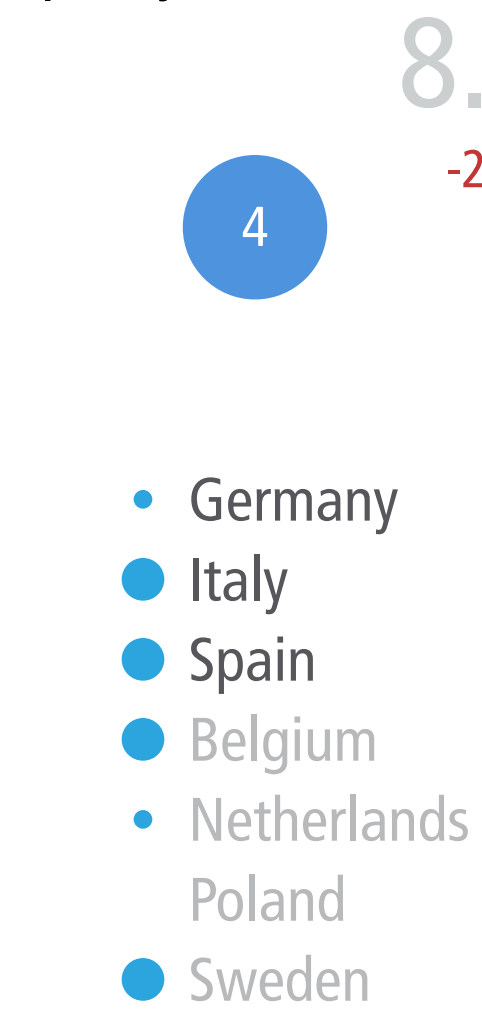
1. Ireland
1. Luxembourg
3. Estonia
- 3. Netherlands
- 5. Austria
5. Czech Rep.
- 9. France**

## Single climate policy



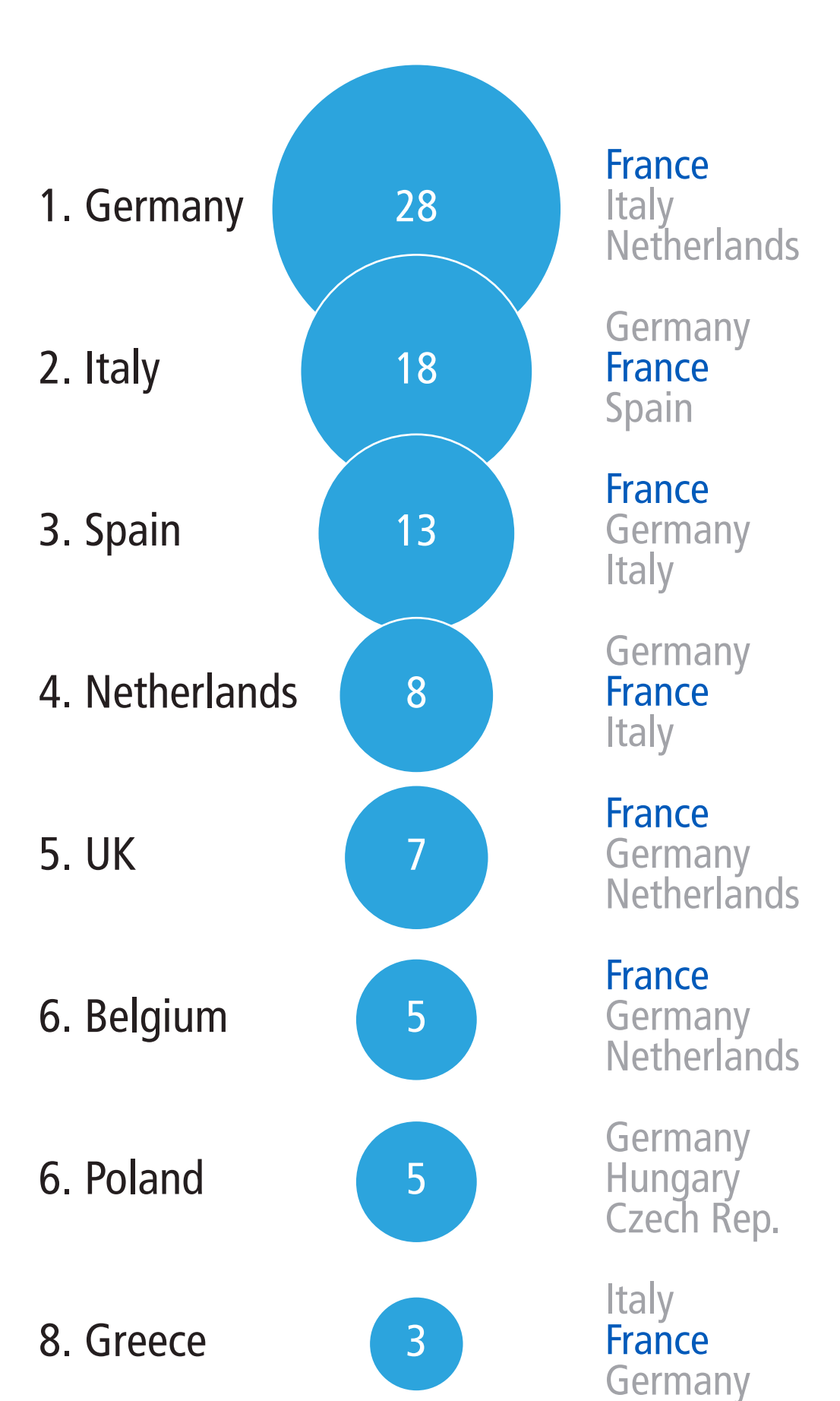
- 1. Netherlands
- 2. UK
- 3. Sweden
- 4. Denmark
- 4. Portugal
- 6. Belgium
- 6. France**

## Common energy policy



1. Lithuania
1. Poland
1. Slovakia
4. Bulgaria
5. Cyprus
6. Latvia
- 18. France**

## France's favoured partners for all policy projects; partners' choices



# Priorities and Favoured Partners Votes by Germany

Q12

“What policy projects have the highest priority for your country's government? Which countries are favoured partners for cooperating on these priorities?”

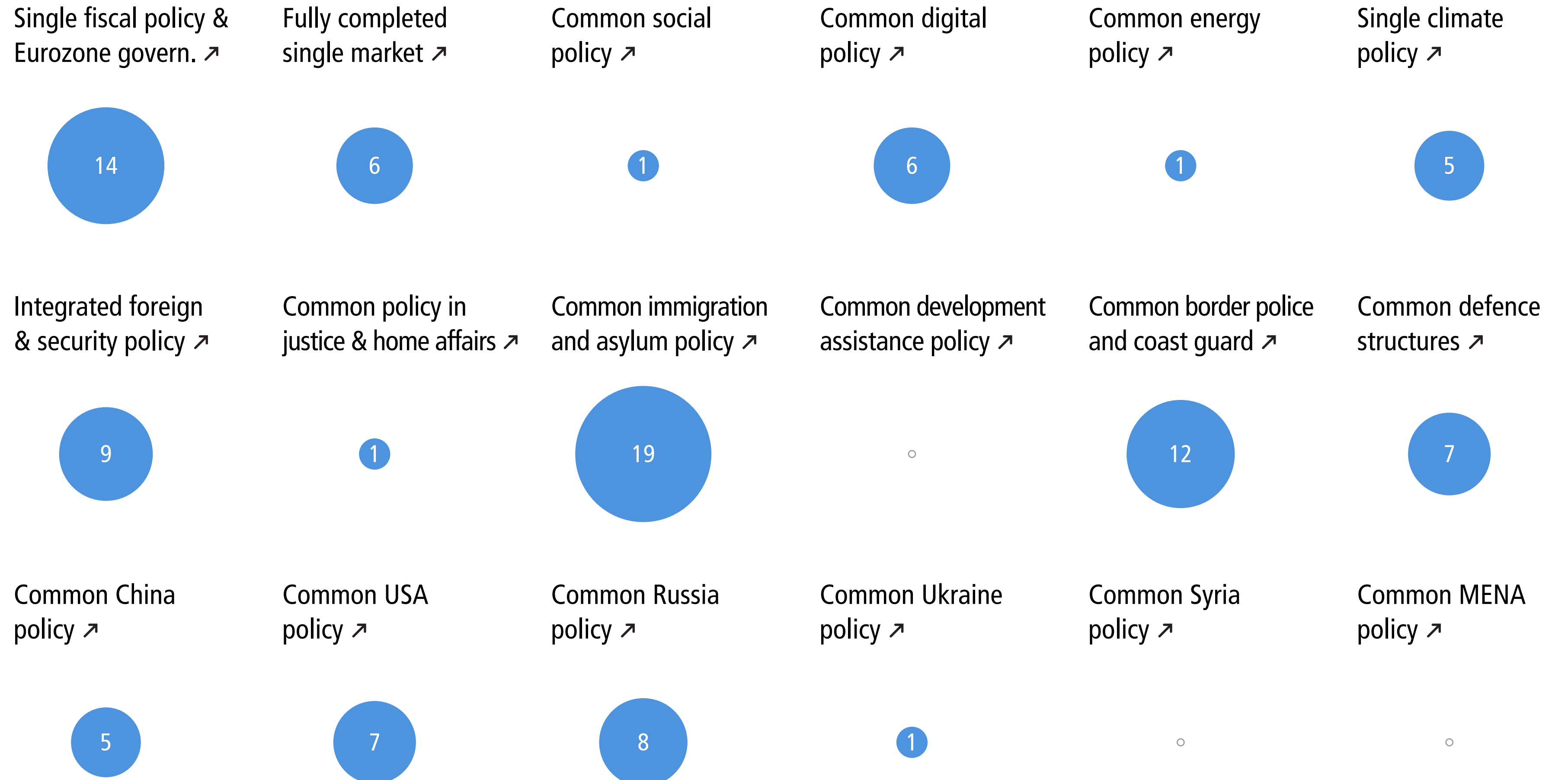
Policies sorted by list

Policies sorted by priority

Top 4 priorities and partners' response ●

Additional priorities; partners' response ●

Countries	Policies
EU	Affluent Seven
Big Six	Southern Seven
Founding Six	Visegrád Four
Austria	Italy
Belgium	Latvia
Bulgaria	Lithuania
Croatia	Luxembourg
Cyprus	Malta
Czech Rep.	Netherlands
Denmark	Poland
Estonia	Portugal
Finland	Romania
France	Slovakia
<b>Germany</b>	Slovenia
Greece	Spain
Hungary	Sweden
Ireland	UK



Policies & Partners Overview

Preferred Actor Level

Preferred Actor Level (Public View)

**Priorities and Favoured Partners**



# Priorities and Favoured Partners Votes by Germany

## Q12

“What policy projects have the highest priority for your country's government? Which countries are favoured partners for cooperating on these priorities?”


Policies sorted by list

Policies sorted by priority

Top 4 priorities and partners' response ●

Additional priorities; partners' response ●

Countries	Policies
EU	Affluent Seven
Big Six	Southern Seven
Founding Six	Visegrád Four
Austria	Italy
Belgium	Latvia
Bulgaria	Lithuania
Croatia	Luxembourg
Cyprus	Malta
Czech Rep.	Netherlands
Denmark	Poland
Estonia	Portugal
Finland	Romania
France	Slovakia
<b>Germany</b>	Slovenia
Greece	Spain
Hungary	Sweden
Ireland	UK



- Policies & Partners Overview
- Preferred Actor Level
- Preferred Actor Level (Public View)

### Priorities and Favoured Partners

Policies with equal percentage are sorted according to EU results. Small numbers indicate a two rank (or more) deviation from the EU ranking results

# Priorities and Favoured Partners Votes by Germany

Q12

“What policy projects have the highest priority for your country's government? Which countries are favoured partners for cooperating on these priorities?”

[Policies sorted by list](#)

[Policies sorted by priority](#)

**[Top 4 priorities and partners' response](#)**

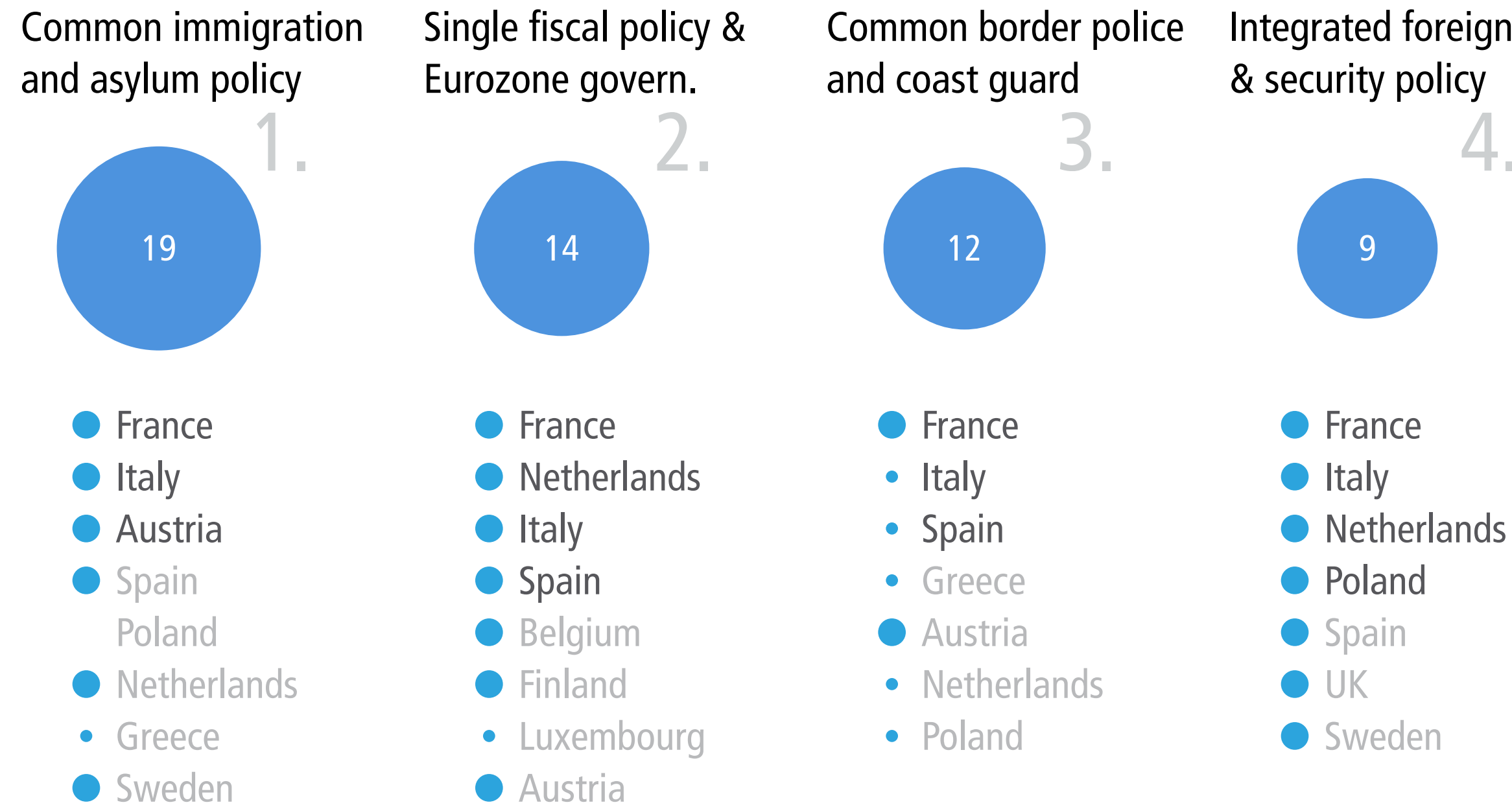
[Additional priorities; partners' response](#)

[Help](#) ✕

Countries	Policies
EU	Affluent Seven
Big Six	Southern Seven
Founding Six	Visegrád Four
Austria	Italy
Belgium	Latvia
Bulgaria	Lithuania
Croatia	Luxembourg
Cyprus	Malta
Czech Rep.	Netherlands
Denmark	Poland
Estonia	Portugal
Finland	Romania
France	Slovakia
<b>Germany</b>	Slovenia
Greece	Spain
Hungary	Sweden
Ireland	UK

[Policies & Partners Overview](#)  
[Preferred Actor Level](#)  
[Preferred Actor Level \(Public View\)](#)

**Priorities and Favoured Partners**



Countries prioritising these policy projects

- | Policy Area                             | 1st      | 2nd     | 3rd            | 4th     | 5th     | 6th        | 7th    | 8th | 9th            | 10th | 11th | 12th | 13th |
|---|----------|---------|----------------|---------|---------|------------|--------|-----|----------------|------|------|------|------|
| Common immigration and asylum policy    | Malta    | Austria | <b>Germany</b> | Cyprus  | Greece  | Slovenia   | Sweden |     |                |      |      |      |      |
| Single fiscal policy & Eurozone govern. | Slovenia | France  | Greece         | Belgium | Ireland | Italy      |        |     | <b>Germany</b> |      |      |      |      |
| Common border police and coast guard    | Austria  | Greece  | Bulgaria       | Croatia | Hungary | Czech Rep. |        |     | <b>Germany</b> |      |      |      |      |
| Integrated foreign & security policy    | Greece   | Finland | Romania        | Belgium | Croatia | Malta      |        |     | <b>Germany</b> |      |      |      |      |

Germany's favoured partners for all policy projects; partners' choices



# Priorities and Favoured Partners Votes by Germany

Q12

“What policy projects have the highest priority for your country's government? Which countries are favoured partners for cooperating on these priorities?”

Policies sorted by list

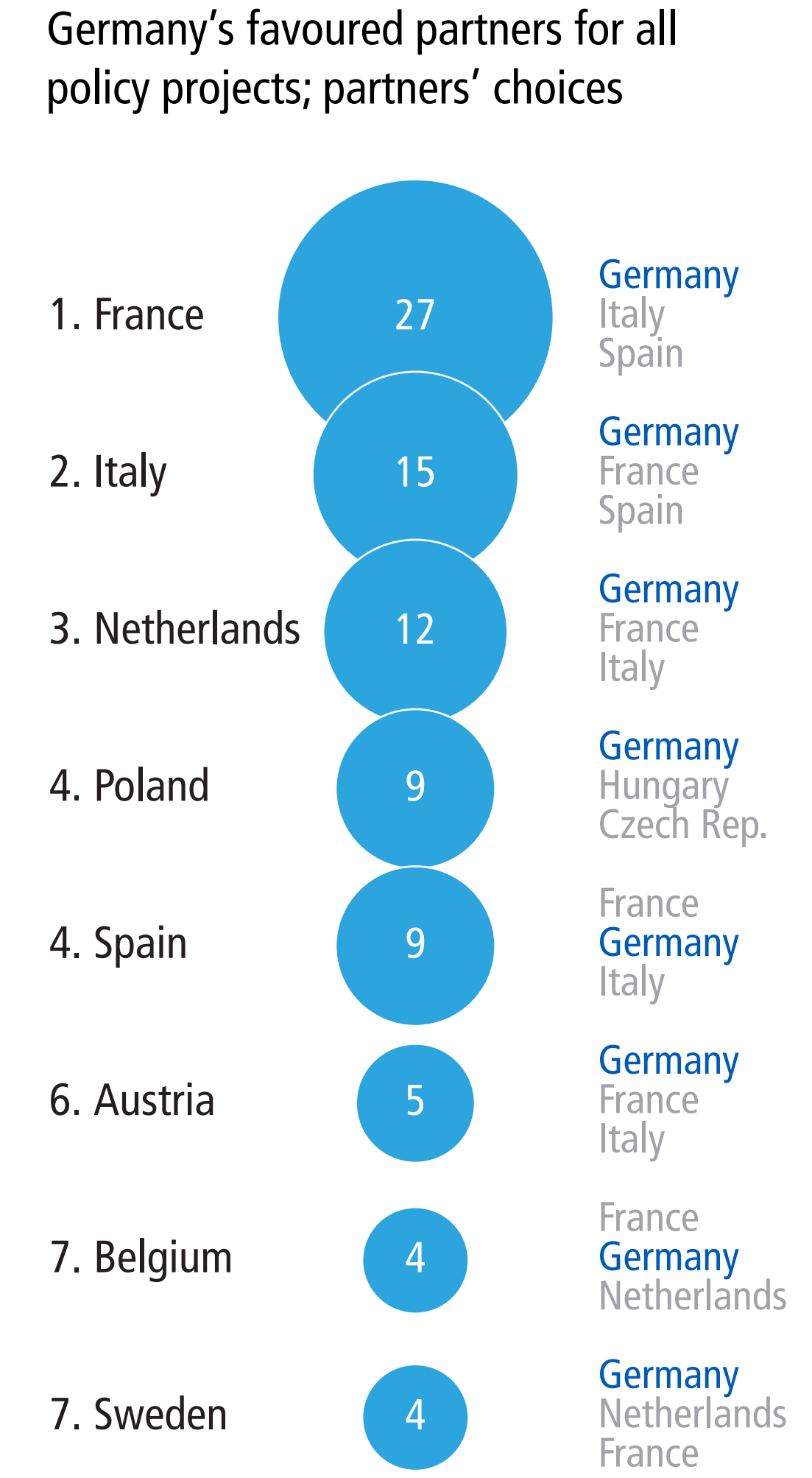

Policies sorted by priority

Top 4 priorities and partners' response ●

Additional priorities; partners' response ●

Help ✕

Countries	Policies
EU	Affluent Seven
Big Six	Southern Seven
Founding Six	Visegrád Four
Austria	Italy
Belgium	Latvia
Bulgaria	Lithuania
Croatia	Luxembourg
Cyprus	Malta
Czech Rep.	Netherlands
Denmark	Poland
Estonia	Portugal
Finland	Romania
France	Slovakia
<b>Germany</b>	Slovenia
Greece	Spain
Hungary	Sweden
Ireland	UK



- Policies & Partners Overview
- Preferred Actor Level
- Preferred Actor Level (Public View)
- Priorities and Favoured Partners**



# Priorities and Favoured Partners

## Votes by Greece

Q12

“What policy projects have the highest priority for your country's government? Which countries are favoured partners for cooperating on these priorities?”

Policies sorted by list

Policies sorted by priority

Top 4 priorities and partners' response ●

Additional priorities; partners' response ●

Countries	Policies
EU	Affluent Seven
Big Six	Southern Seven
Founding Six	Visegrád Four
Austria	Italy
Belgium	Latvia
Bulgaria	Lithuania
Croatia	Luxembourg
Cyprus	Malta
Czech Rep.	Netherlands
Denmark	Poland
Estonia	Portugal
Finland	Romania
France	Slovakia
Germany	Slovenia
<b>Greece</b>	Spain
Hungary	Sweden
Ireland	UK



Policies & Partners Overview

Preferred Actor Level

Preferred Actor Level (Public View)

**Priorities and Favoured Partners**

Number of respondents: 10. Numbers in circles show percentage of votes

# Priorities and Favoured Partners Votes by Greece

Q12

“What policy projects have the highest priority for your country's government? Which countries are favoured partners for cooperating on these priorities?”

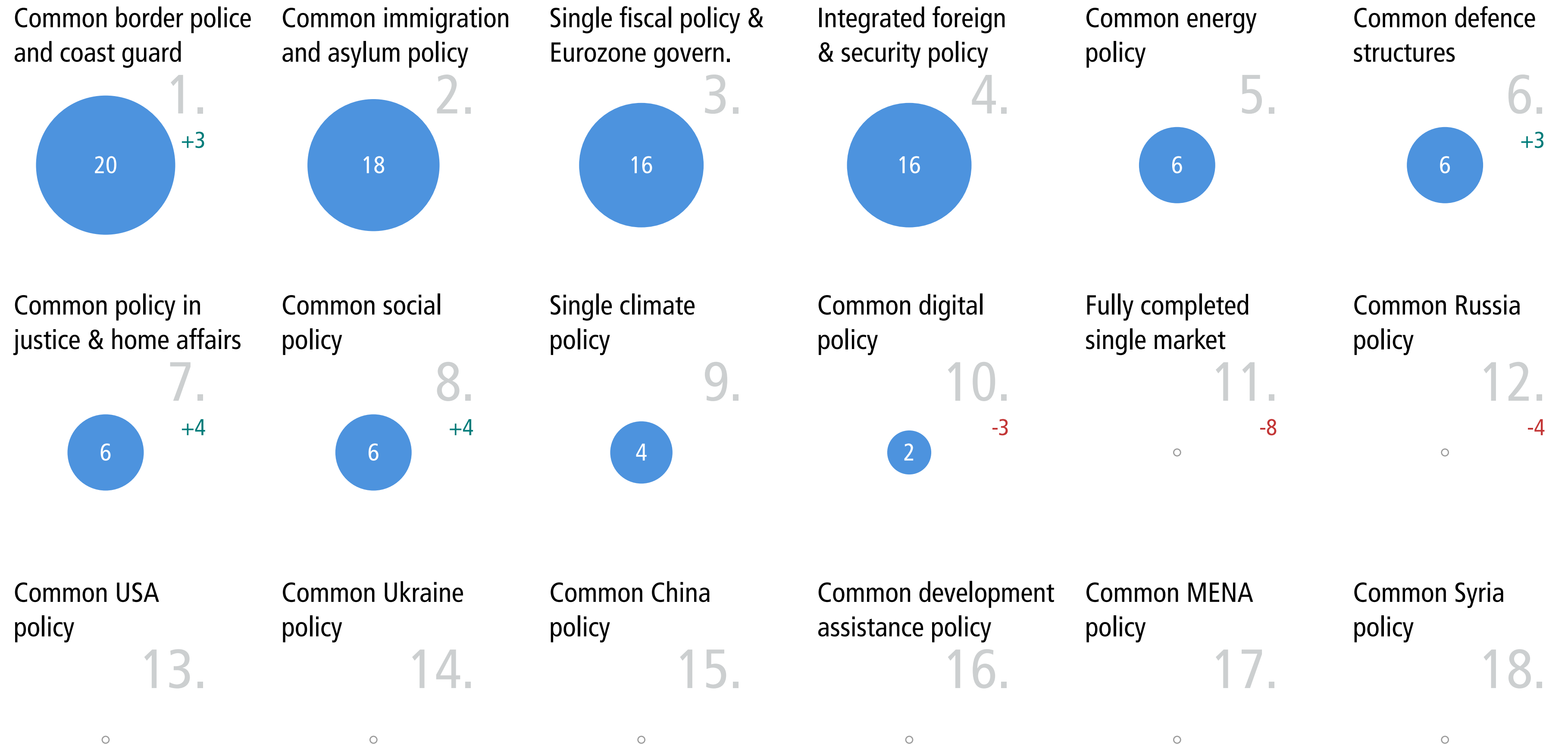
Policies sorted by list

Policies sorted by priority

Top 4 priorities and partners' response ●

Additional priorities; partners' response ●

Countries	Policies
EU	Affluent Seven
Big Six	Southern Seven
Founding Six	Visegrád Four
Austria	Italy
Belgium	Latvia
Bulgaria	Lithuania
Croatia	Luxembourg
Cyprus	Malta
Czech Rep.	Netherlands
Denmark	Poland
Estonia	Portugal
Finland	Romania
France	Slovakia
Germany	Slovenia
<b>Greece</b>	Spain
Hungary	Sweden
Ireland	UK



Policies with equal percentage are sorted according to EU results. Small numbers indicate a two rank (or more) deviation from the EU ranking results

- Policies & Partners Overview
- Preferred Actor Level
- Preferred Actor Level (Public View)
- Priorities and Favoured Partners**

# Priorities and Favoured Partners Votes by Greece

Q12

“What policy projects have the highest priority for your country's government? Which countries are favoured partners for cooperating on these priorities?”

[Policies sorted by list](#)

[Policies sorted by priority](#)

**[Top 4 priorities and partners' response](#)**

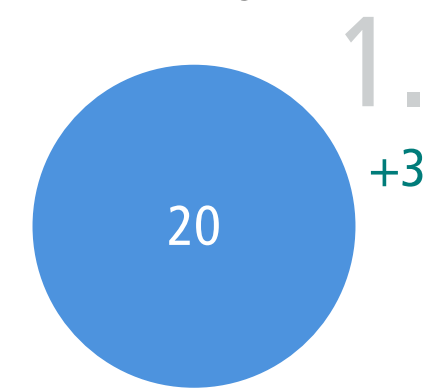
[Additional priorities; partners' response](#)

[Help](#) ✕

Countries	Policies
EU	Affluent Seven
Big Six	Southern Seven
Founding Six	Visegrád Four
Austria	Italy
Belgium	Latvia
Bulgaria	Lithuania
Croatia	Luxembourg
Cyprus	Malta
Czech Rep.	Netherlands
Denmark	Poland
Estonia	Portugal
Finland	Romania
France	Slovakia
Germany	Slovenia
<b>Greece</b>	Spain
Hungary	Sweden
Ireland	UK

- [Policies & Partners Overview](#)
- [Preferred Actor Level](#)
- [Preferred Actor Level \(Public View\)](#)
- [Priorities and Favoured Partners](#)**

## Common border police and coast guard

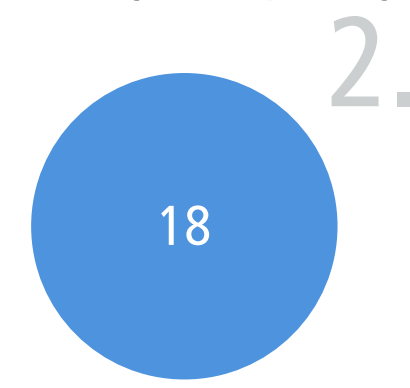


- Italy
- Spain
- France
- Germany
- Bulgaria
- Cyprus**
- Malta

### Countries prioritising these policy projects

- Austria
- Greece**
- Bulgaria
- Croatia
- Hungary
- Czech Rep.
- Slovenia

## Common immigration and asylum policy



- Italy
- Germany
- Spain
- Cyprus**
- France
- Malta
- Bulgaria

- Malta
- Austria
- Germany
- Cyprus**
- Greece**
- Slovenia
- Sweden

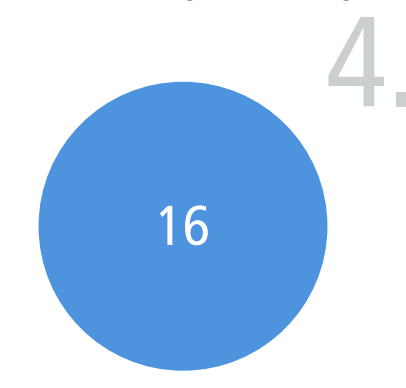
## Single fiscal policy & Eurozone govern.



- France
- Germany
- Italy
- Spain
- Cyprus**
- Portugal

- Slovenia
- France
- Greece**
- Belgium
- Ireland
- Italy
- Portugal

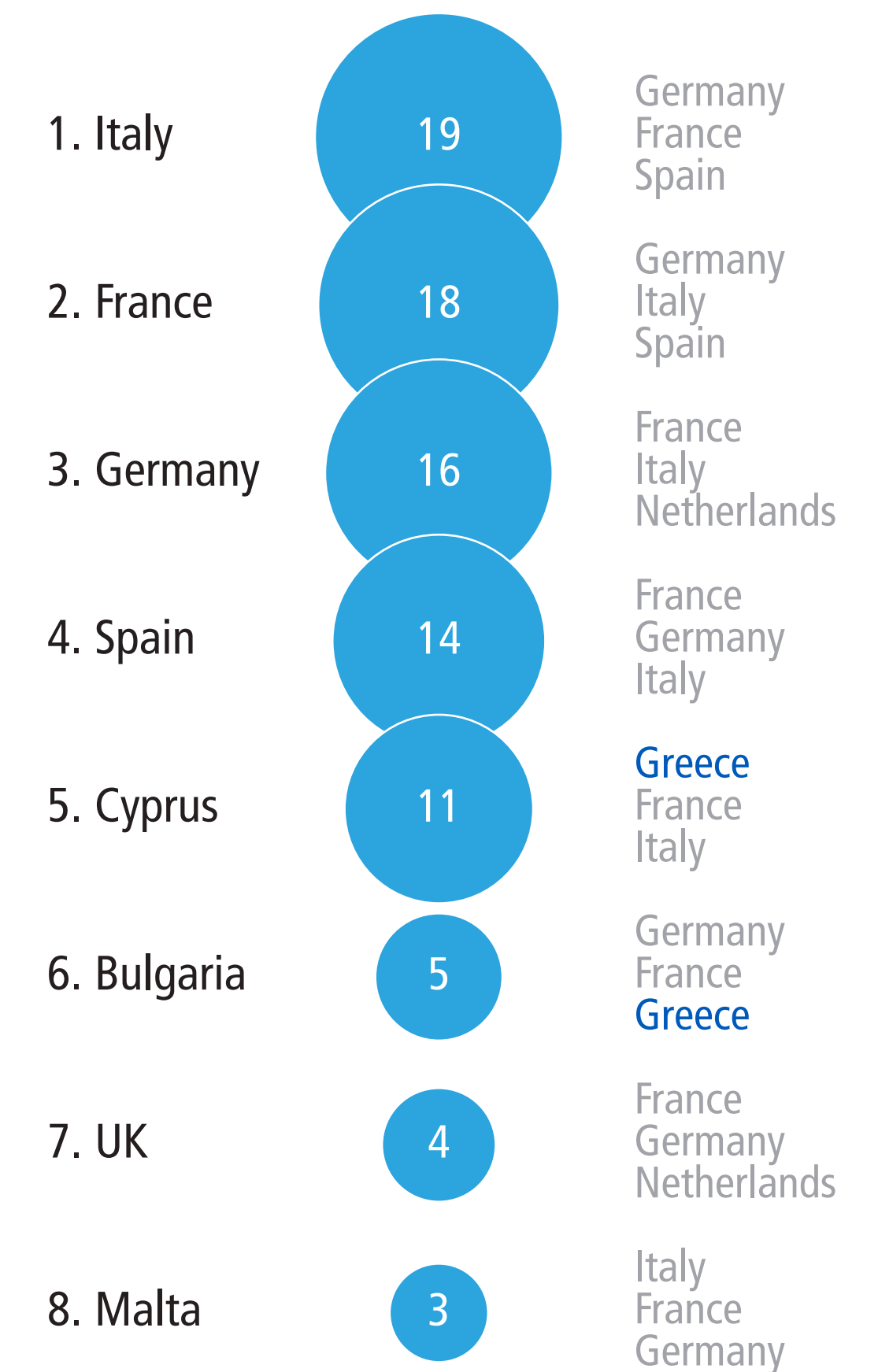
## Integrated foreign & security policy



- France
- Germany
- Cyprus**
- Italy
- Spain
- UK
- Belgium

- Greece**
- Finland
- Romania
- Belgium
- Croatia
- Malta
- Cyprus**

## Greece's favoured partners for all policy projects; partners' choices





# Priorities and Favoured Partners Votes by Greece

Q12

“What policy projects have the highest priority for your country's government? Which countries are favoured partners for cooperating on these priorities?”

Policies sorted by list

Policies sorted by priority

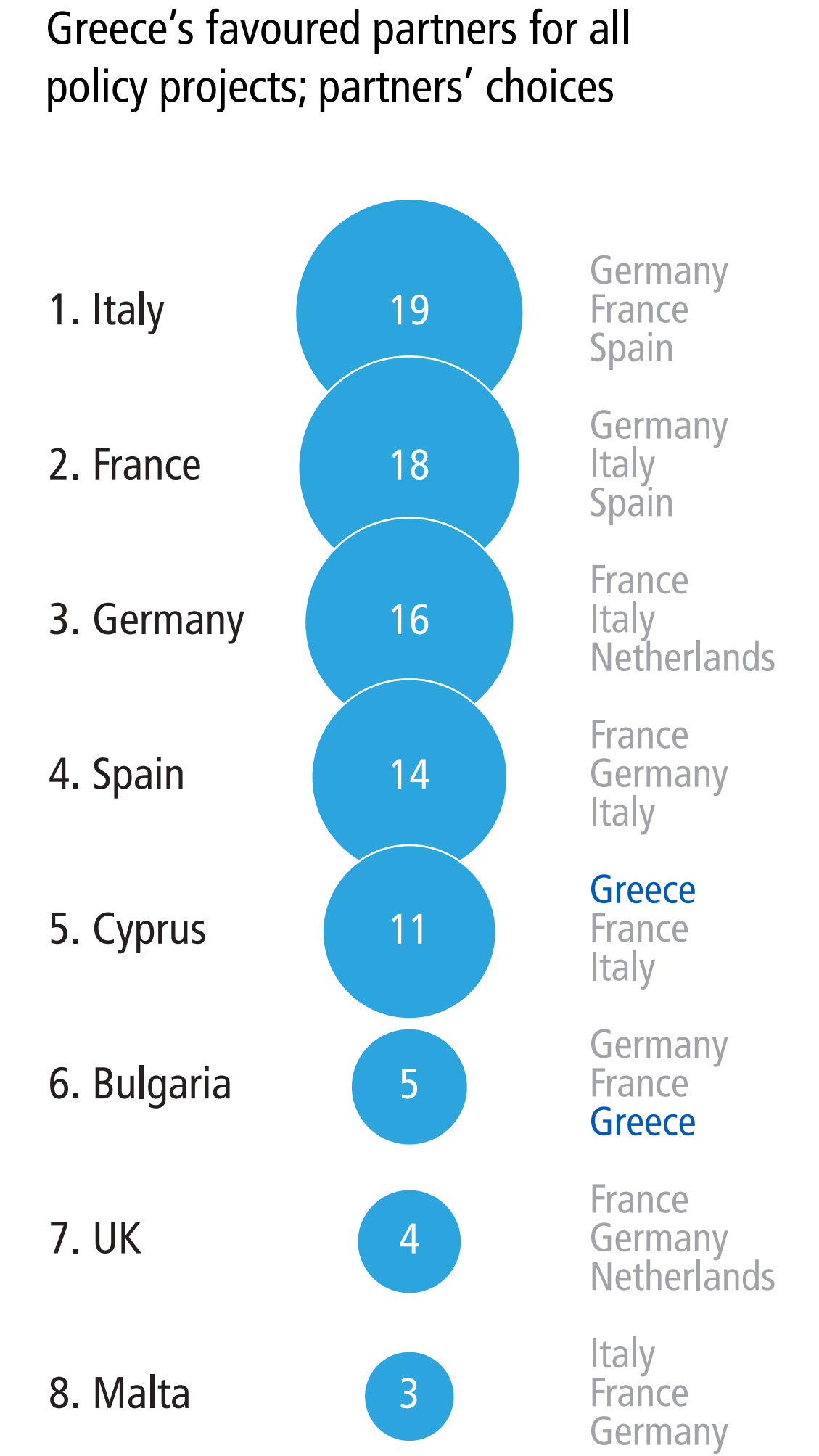
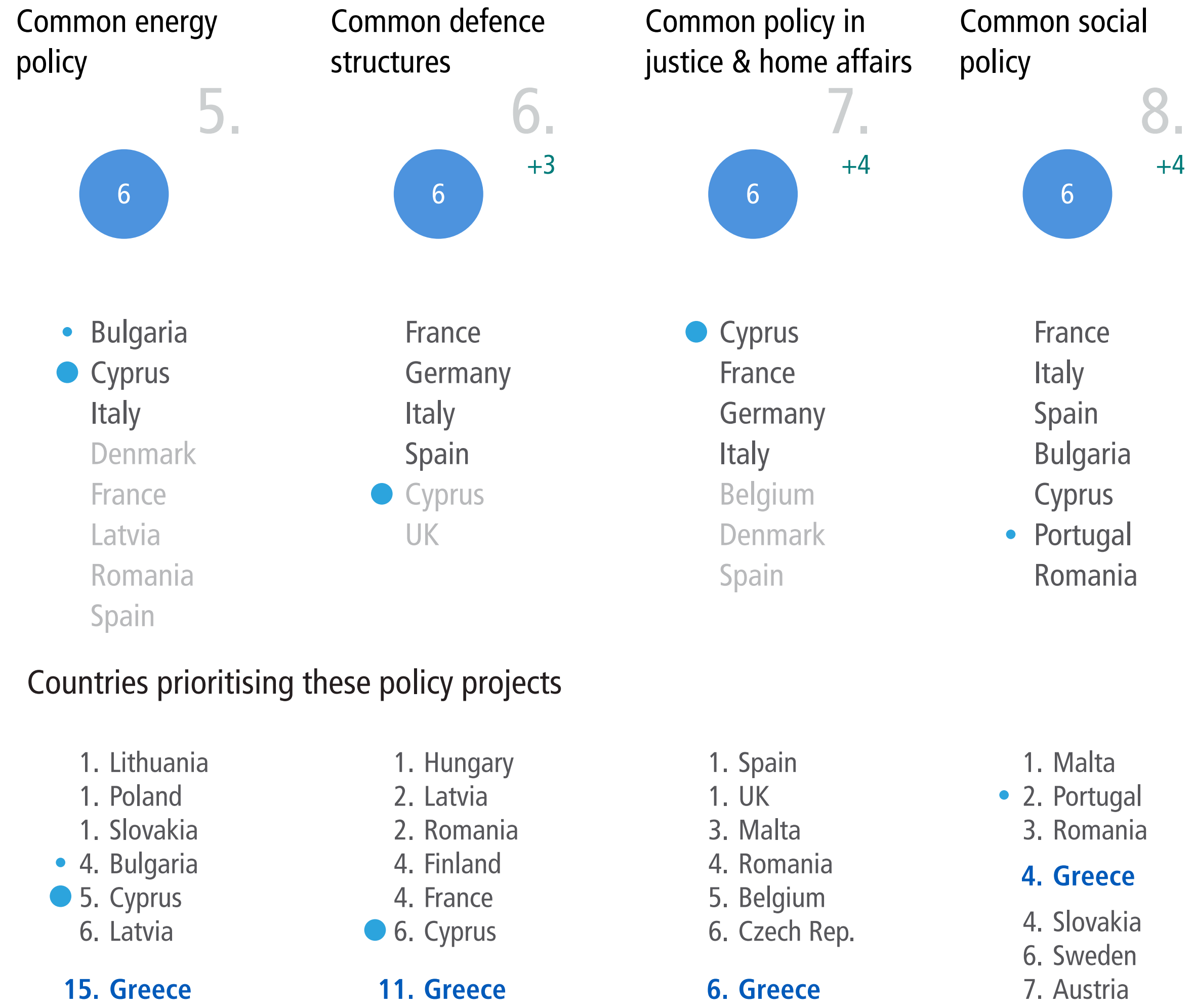
Top 4 priorities and partners' response ●

Additional priorities; partners' response ●

Help ✕

Countries	Policies
EU	Affluent Seven
Big Six	Southern Seven
Founding Six	Visegrád Four
Austria	Italy
Belgium	Latvia
Bulgaria	Lithuania
Croatia	Luxembourg
Cyprus	Malta
Czech Rep.	Netherlands
Denmark	Poland
Estonia	Portugal
Finland	Romania
France	Slovakia
Germany	Slovenia
<b>Greece</b>	Spain
Hungary	Sweden
Ireland	UK

- Policies & Partners Overview
- Preferred Actor Level
- Preferred Actor Level (Public View)
- Priorities and Favoured Partners**



# Priorities and Favoured Partners

## Votes by Hungary

Q12

“What policy projects have the highest priority for your country's government? Which countries are favoured partners for cooperating on these priorities?”

Policies sorted by list

Policies sorted by priority

Top 4 priorities and partners' response ●

Additional priorities; partners' response ●

Countries	Policies
EU	Affluent Seven
Big Six	Southern Seven
Founding Six	Visegrád Four
Austria	Italy
Belgium	Latvia
Bulgaria	Lithuania
Croatia	Luxembourg
Cyprus	Malta
Czech Rep.	Netherlands
Denmark	Poland
Estonia	Portugal
Finland	Romania
France	Slovakia
Germany	Slovenia
Greece	Spain
<b>Hungary</b>	Sweden
Ireland	UK



Policies & Partners Overview  
 Preferred Actor Level  
 Preferred Actor Level (Public View)

Priorities and Favoured Partners

Number of respondents: 17. Numbers in circles show percentage of votes

# Priorities and Favoured Partners Votes by Hungary

## Q12

“What policy projects have the highest priority for your country's government? Which countries are favoured partners for cooperating on these priorities?”

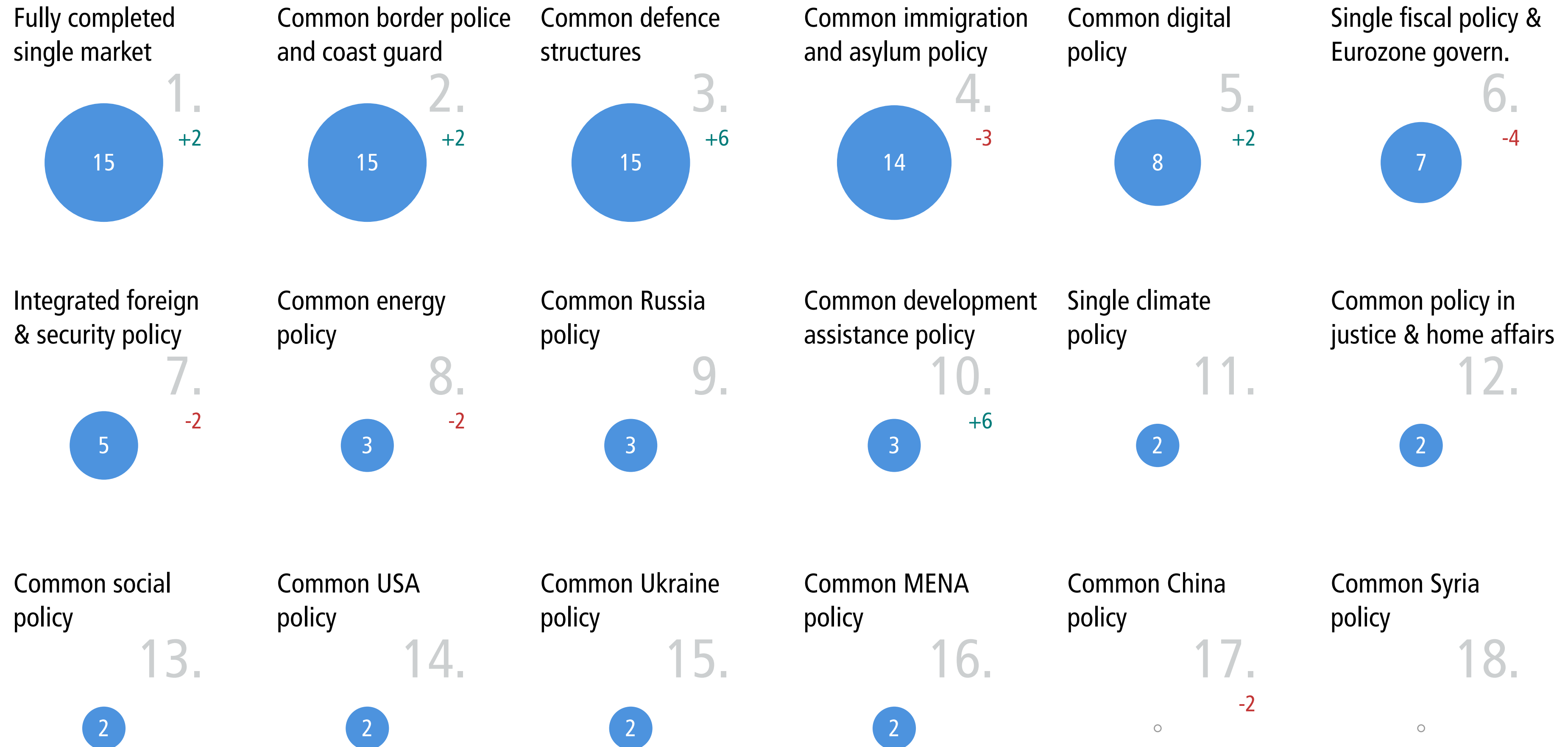
Policies sorted by list

Policies sorted by priority

Top 4 priorities and partners' response

Additional priorities; partners' response

Countries	Policies
EU	Affluent Seven
Big Six	Southern Seven
Founding Six	Visegrád Four
Austria	Italy
Belgium	Latvia
Bulgaria	Lithuania
Croatia	Luxembourg
Cyprus	Malta
Czech Rep.	Netherlands
Denmark	Poland
Estonia	Portugal
Finland	Romania
France	Slovakia
Germany	Slovenia
Greece	Spain
<b>Hungary</b>	Sweden
Ireland	UK



Policies with equal percentage are sorted according to EU results. Small numbers indicate a two rank (or more) deviation from the EU ranking results



# Priorities and Favoured Partners Votes by Hungary

Q12

“What policy projects have the highest priority for your country's government? Which countries are favoured partners for cooperating on these priorities?”

Policies sorted by list

Policies sorted by priority

Top 4 priorities and partners' response

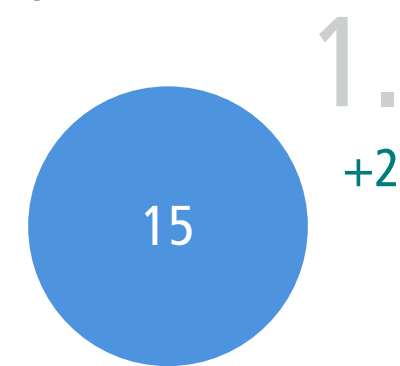
Additional priorities; partners' response

Help x

Countries	Policies
EU	Affluent Seven
Big Six	Southern Seven
Founding Six	Visegrád Four
Austria	Italy
Belgium	Latvia
Bulgaria	Lithuania
Croatia	Luxembourg
Cyprus	Malta
Czech Rep.	Netherlands
Denmark	Poland
Estonia	Portugal
Finland	Romania
France	Slovakia
Germany	Slovenia
Greece	Spain
<b>Hungary</b>	Sweden
Ireland	UK

- Policies & Partners Overview
- Preferred Actor Level
- Preferred Actor Level (Public View)
- Priorities and Favoured Partners**

## Fully completed single market



- Germany
- Poland
- Slovakia
- Austria
- Czech Rep.
- UK

### Countries prioritising these policy projects

- Ireland
- Finland
- Czech Rep.
- Netherlands
- Slovenia
- Denmark

6. **Hungary**

## Common border police and coast guard



- Poland
- Austria
- Czech Rep.
- Slovakia
- Bulgaria
- Croatia
- Greece
- Italy

- 1. Austria
- 2. Greece
- 3. Bulgaria
- 3. Croatia
- 5. **Hungary**
- 6. Czech Rep.
- 6. Slovenia

## Common defence structures



- Poland
- Slovakia
- France
- Austria
- Czech Rep.
- Germany
- Romania
- UK

1. **Hungary**

- Latvia
- Romania
- Finland
- France
- Cyprus
- Czech Rep.

## Common immigration and asylum policy

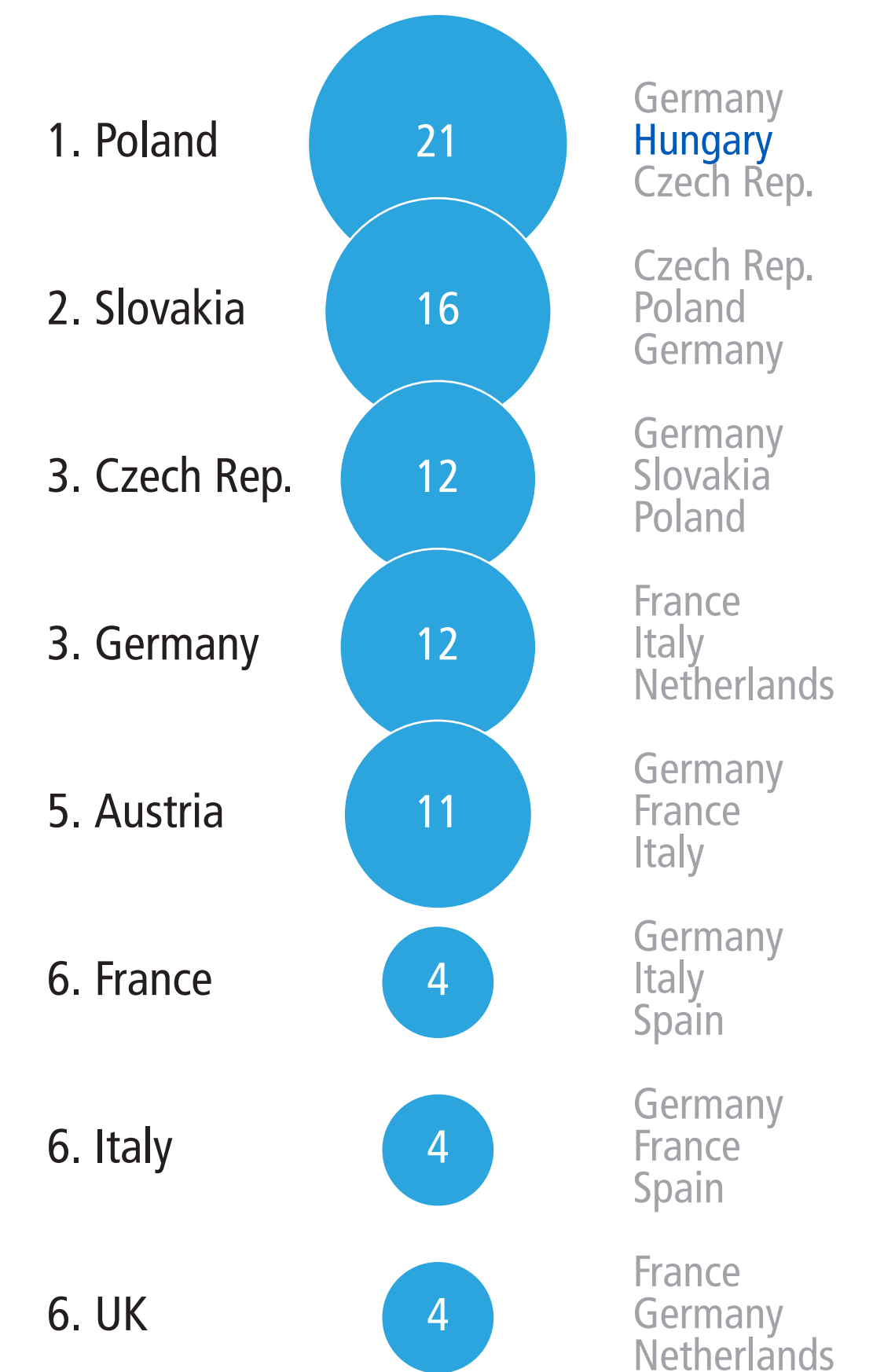


- Poland
- Czech Rep.
- Slovakia
- Austria

- 1. Malta
- 2. Austria
- 3. Germany
- 4. Cyprus
- 4. Greece
- 4. Slovenia

11. **Hungary**

## Hungary's favoured partners for all policy projects; partners' choices



# Priorities and Favoured Partners Votes by Hungary

Q12

“What policy projects have the highest priority for your country's government? Which countries are favoured partners for cooperating on these priorities?”

Policies sorted by list

Policies sorted by priority

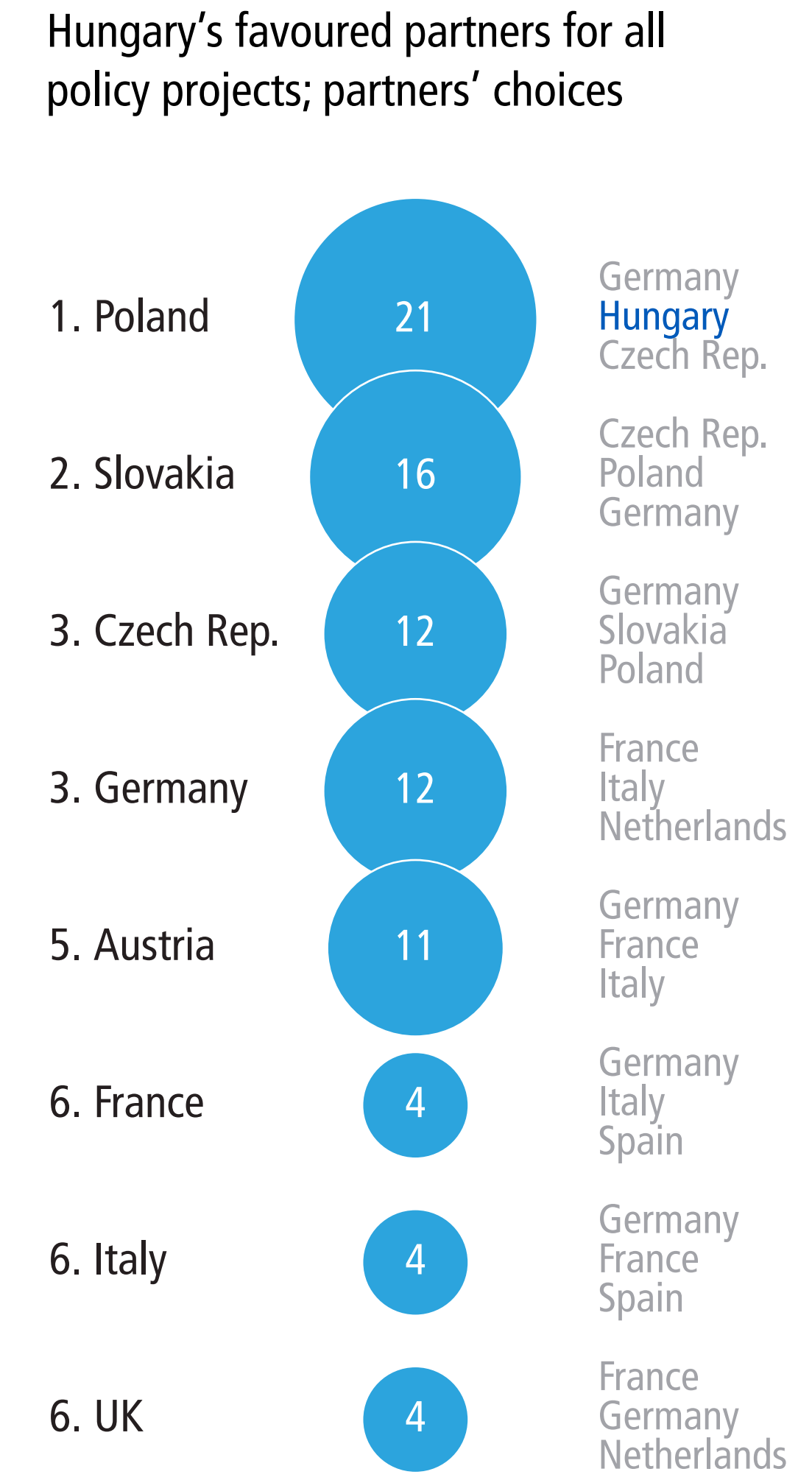
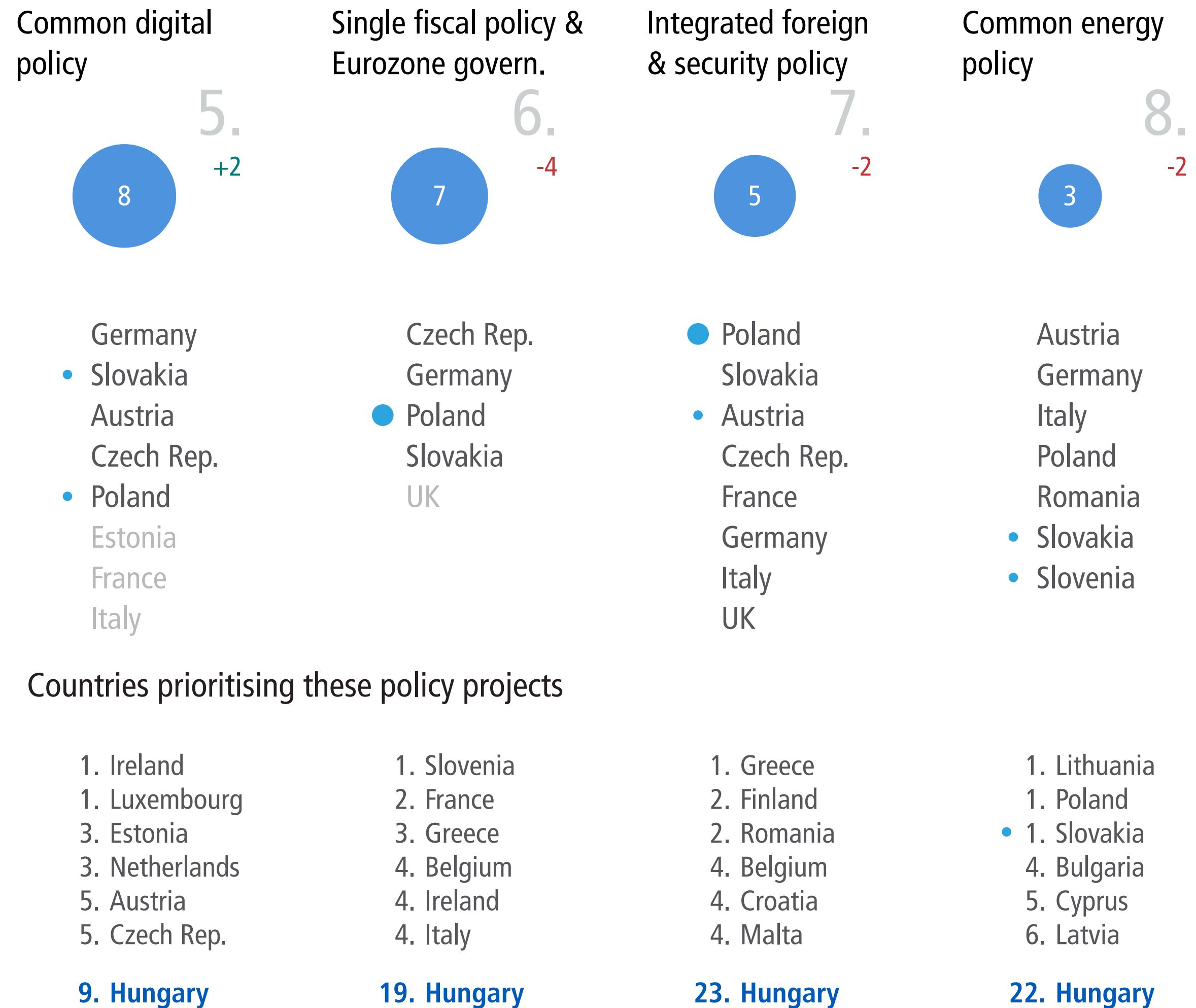
Top 4 priorities and partners' response ●

Additional priorities; partners' response ●

Help ✕

Countries	Policies
EU	Affluent Seven
Big Six	Southern Seven
Founding Six	Visegrád Four
Austria	Italy
Belgium	Latvia
Bulgaria	Lithuania
Croatia	Luxembourg
Cyprus	Malta
Czech Rep.	Netherlands
Denmark	Poland
Estonia	Portugal
Finland	Romania
France	Slovakia
Germany	Slovenia
Greece	Spain
<b>Hungary</b>	Sweden
Ireland	UK

- Policies & Partners Overview
- Preferred Actor Level
- Preferred Actor Level (Public View)
- Priorities and Favoured Partners**



# Priorities and Favoured Partners Votes by Ireland

Q12

“What policy projects have the highest priority for your country's government? Which countries are favoured partners for cooperating on these priorities?”

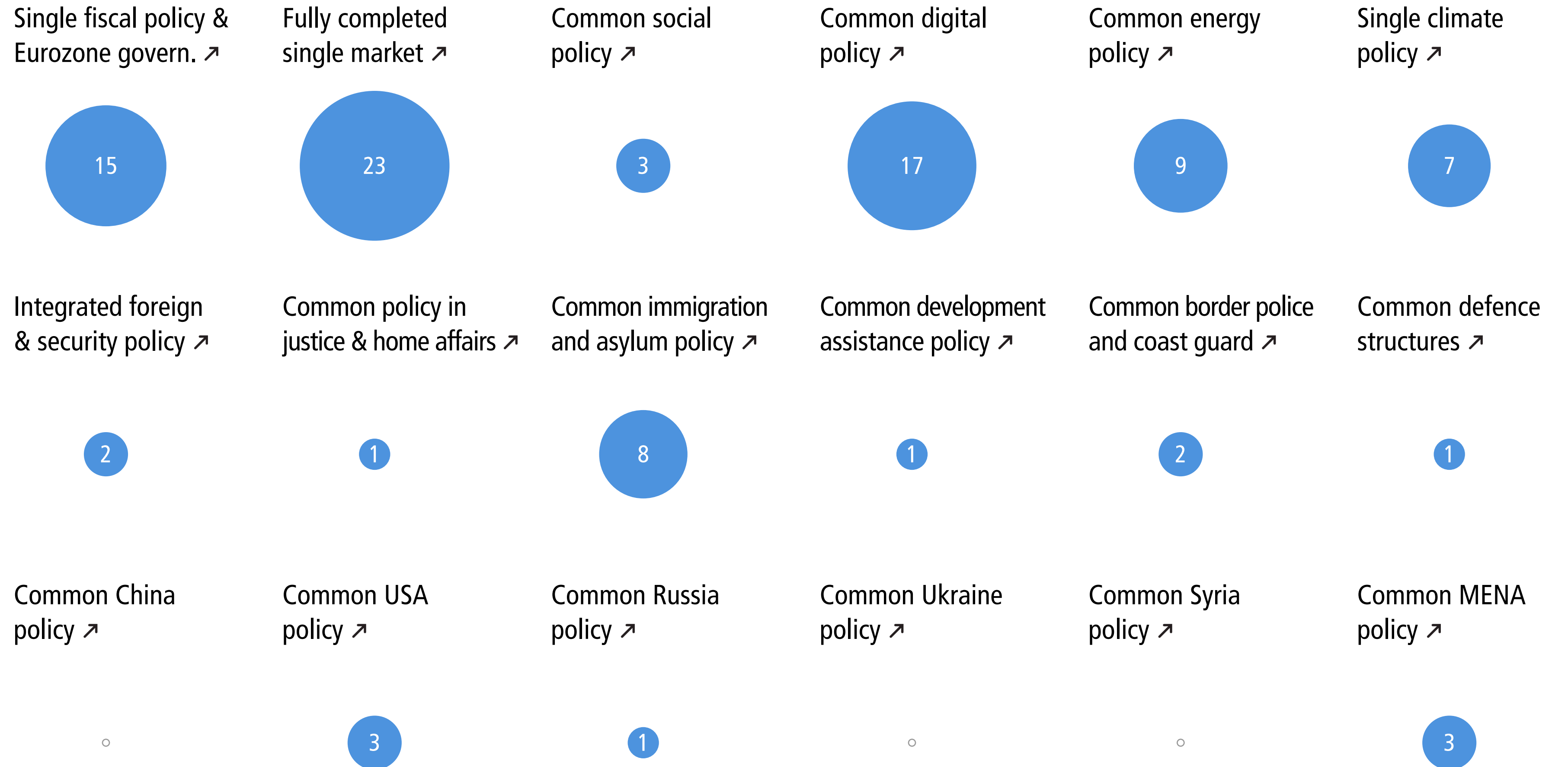
Policies sorted by list

Policies sorted by priority

Top 4 priorities and partners' response ●

Additional priorities; partners' response ●

Countries	Policies
EU	Affluent Seven
Big Six	Southern Seven
Founding Six	Visegrád Four
Austria	Italy
Belgium	Latvia
Bulgaria	Lithuania
Croatia	Luxembourg
Cyprus	Malta
Czech Rep.	Netherlands
Denmark	Poland
Estonia	Portugal
Finland	Romania
France	Slovakia
Germany	Slovenia
Greece	Spain
Hungary	Sweden
<b>Ireland</b>	<b>UK</b>



- Policies & Partners Overview
- Preferred Actor Level
- Preferred Actor Level (Public View)
- Priorities and Favoured Partners**

Number of respondents: 21. Numbers in circles show percentage of votes



# Priorities and Favoured Partners Votes by Ireland

Q12

“What policy projects have the highest priority for your country's government? Which countries are favoured partners for cooperating on these priorities?”

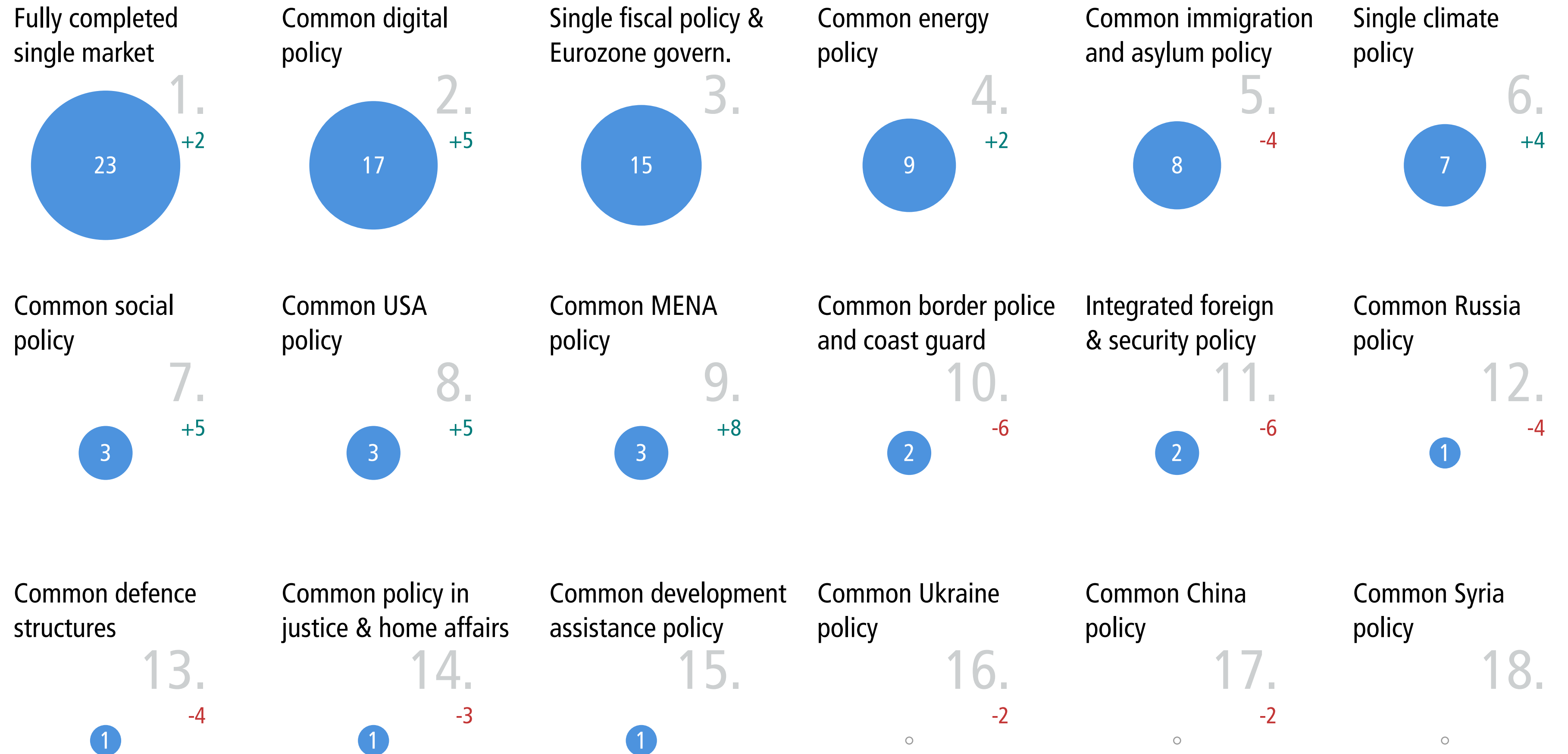
Policies sorted by list

Policies sorted by priority

Top 4 priorities and partners' response

Additional priorities; partners' response

Countries	Policies
EU	Affluent Seven
Big Six	Southern Seven
Founding Six	Visegrád Four
Austria	Italy
Belgium	Latvia
Bulgaria	Lithuania
Croatia	Luxembourg
Cyprus	Malta
Czech Rep.	Netherlands
Denmark	Poland
Estonia	Portugal
Finland	Romania
France	Slovakia
Germany	Slovenia
Greece	Spain
Hungary	Sweden
Ireland	UK



Policies with equal percentage are sorted according to EU results. Small numbers indicate a two rank (or more) deviation from the EU ranking results

- Policies & Partners Overview
- Preferred Actor Level
- Preferred Actor Level (Public View)
- Priorities and Favoured Partners**

# Priorities and Favoured Partners Votes by Ireland

Q12

“What policy projects have the highest priority for your country's government? Which countries are favoured partners for cooperating on these priorities?”

Policies sorted by list

Policies sorted by priority

Top 4 priorities and partners' response ●

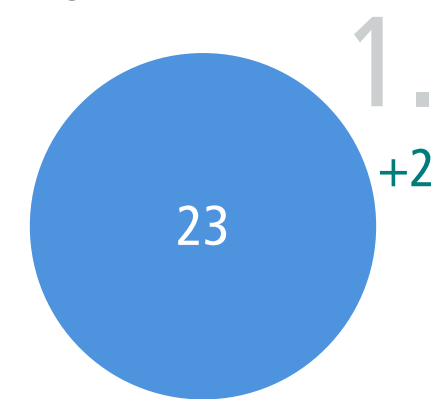
Additional priorities; partners' response ●

Help ✕

Countries	Policies
EU	Affluent Seven
Big Six	Southern Seven
Founding Six	Visegrád Four
Austria	Italy
Belgium	Latvia
Bulgaria	Lithuania
Croatia	Luxembourg
Cyprus	Malta
Czech Rep.	Netherlands
Denmark	Poland
Estonia	Portugal
Finland	Romania
France	Slovakia
Germany	Slovenia
Greece	Spain
Hungary	Sweden
<b>Ireland</b>	<b>UK</b>

- Policies & Partners Overview
- Preferred Actor Level
- Preferred Actor Level (Public View)
- Priorities and Favoured Partners**

## Fully completed single market

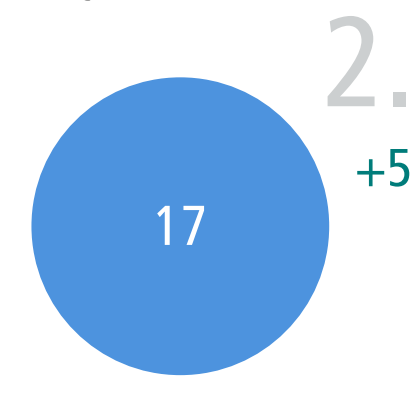


- Netherlands
- Germany
- Sweden
- Finland
- Denmark
- France

### Countries prioritising these policy projects

- 1. Ireland**
- 2. Finland
- 3. Czech Rep.
- 3. Netherlands
- 5. Slovenia
- 6. Denmark
- 6. Hungary

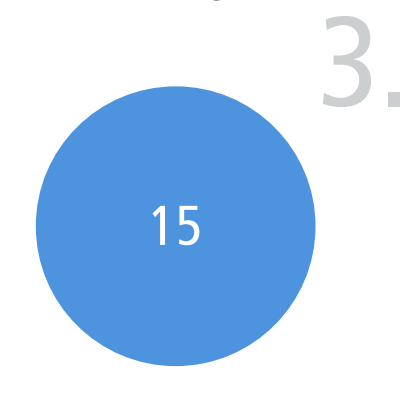
## Common digital policy



- Netherlands
- Estonia
- Sweden
- Finland
- Germany
- Denmark
- Belgium
- Lithuania

- 1. Ireland**
- 1. Luxembourg
- 3. Estonia
- 3. Netherlands
- 5. Austria
- 5. Czech Rep.
- 5. Finland


## Single fiscal policy & Eurozone govern.



- Netherlands
- Germany
- Finland
- France
- Estonia
- Sweden
- Denmark
- Latvia

- 1. Slovenia
- 2. France
- 3. Greece
- 4. Belgium
- 4. Ireland**
- 4. Italy
- 4. Portugal

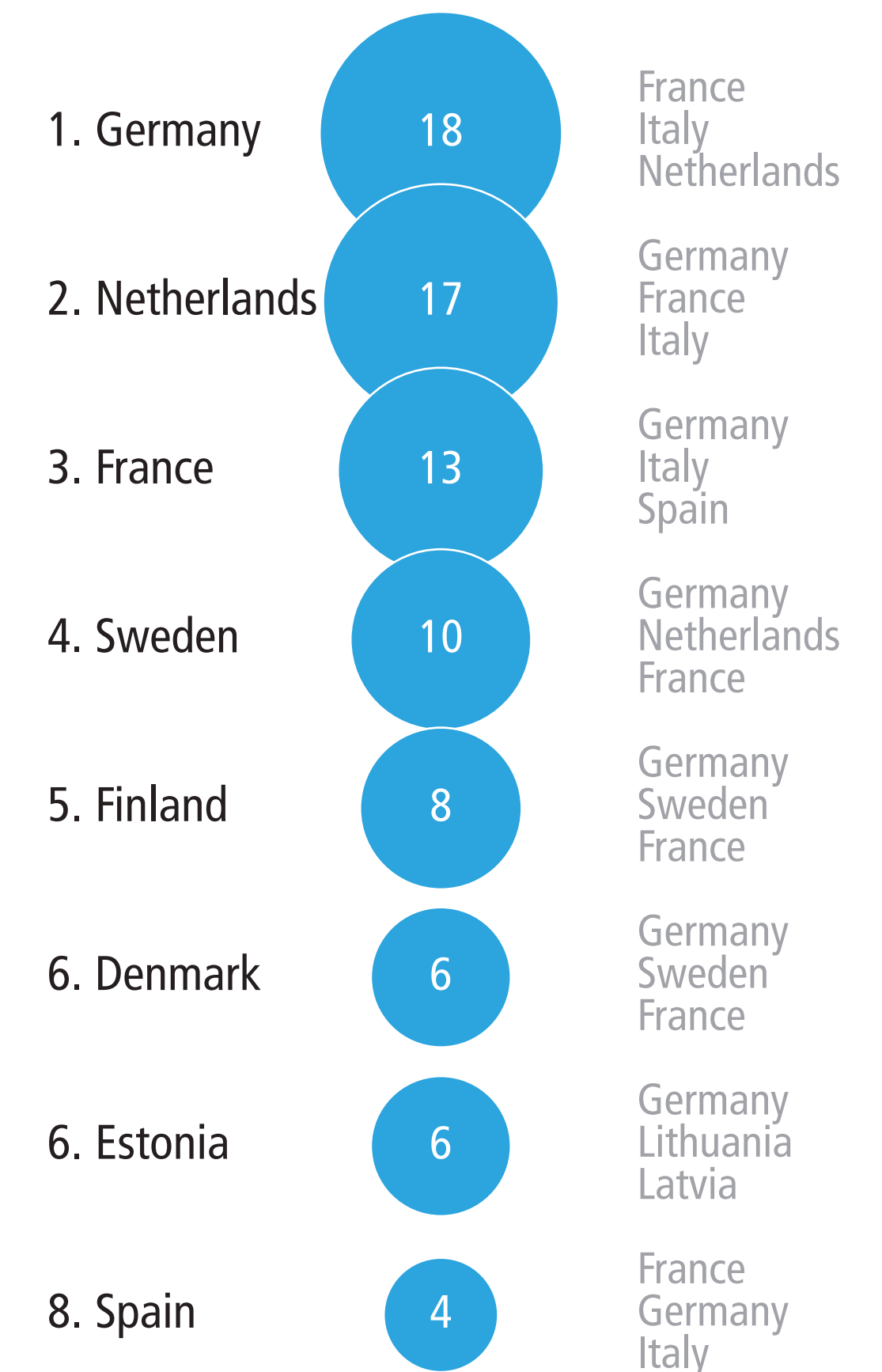
## Common energy policy



- France
- Germany
- Netherlands
- UK
- Italy
- Spain

- 1. Lithuania
- 1. Poland
- 1. Slovakia
- 4. Bulgaria
- 5. Cyprus
- 6. Latvia
- 10. Ireland**

## Ireland's favoured partners for all policy projects; partners' choices



# Priorities and Favoured Partners Votes by Ireland

Q12

“What policy projects have the highest priority for your country's government? Which countries are favoured partners for cooperating on these priorities?”

Policies sorted by list

Policies sorted by priority

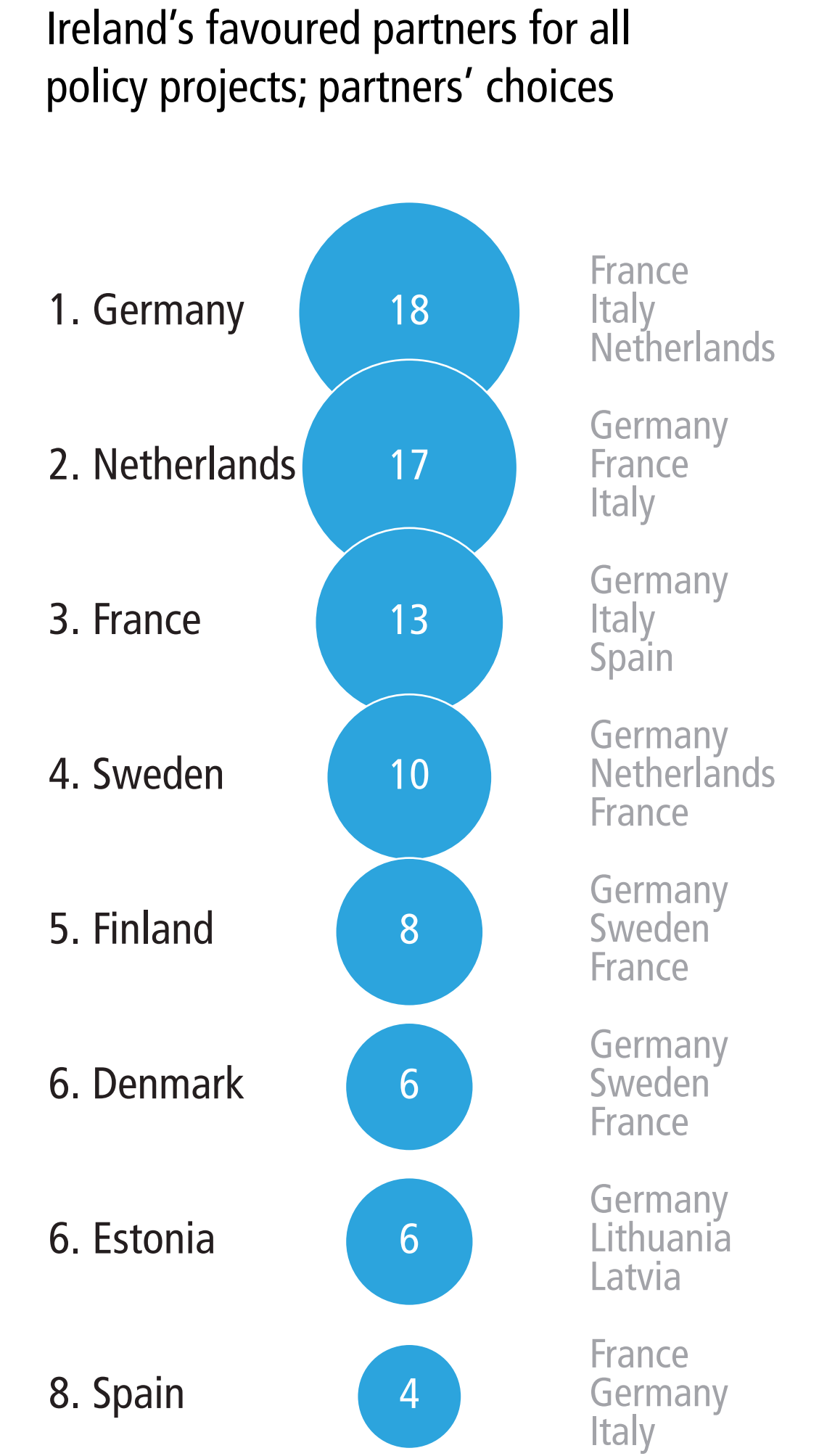
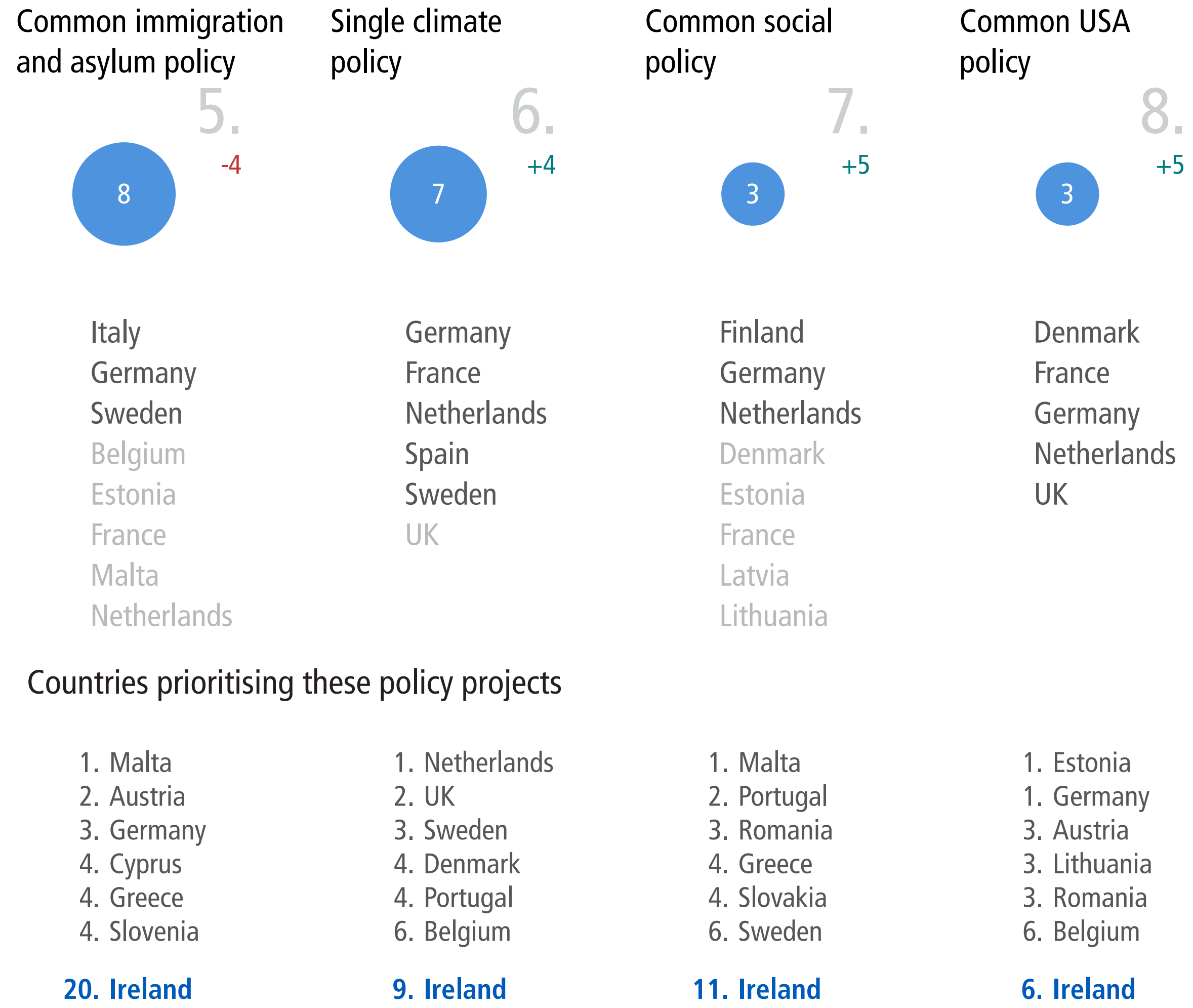
Top 4 priorities and partners' response ●

Additional priorities; partners' response ●

Help ✕

Countries	Policies
EU	Affluent Seven
Big Six	Southern Seven
Founding Six	Visegrád Four
Austria	Italy
Belgium	Latvia
Bulgaria	Lithuania
Croatia	Luxembourg
Cyprus	Malta
Czech Rep.	Netherlands
Denmark	Poland
Estonia	Portugal
Finland	Romania
France	Slovakia
Germany	Slovenia
Greece	Spain
Hungary	Sweden
<b>Ireland</b>	<b>UK</b>

- Policies & Partners Overview
- Preferred Actor Level
- Preferred Actor Level (Public View)
- Priorities and Favoured Partners**





# Priorities and Favoured Partners Votes by Italy

## Q12

“What policy projects have the highest priority for your country's government? Which countries are favoured partners for cooperating on these priorities?”

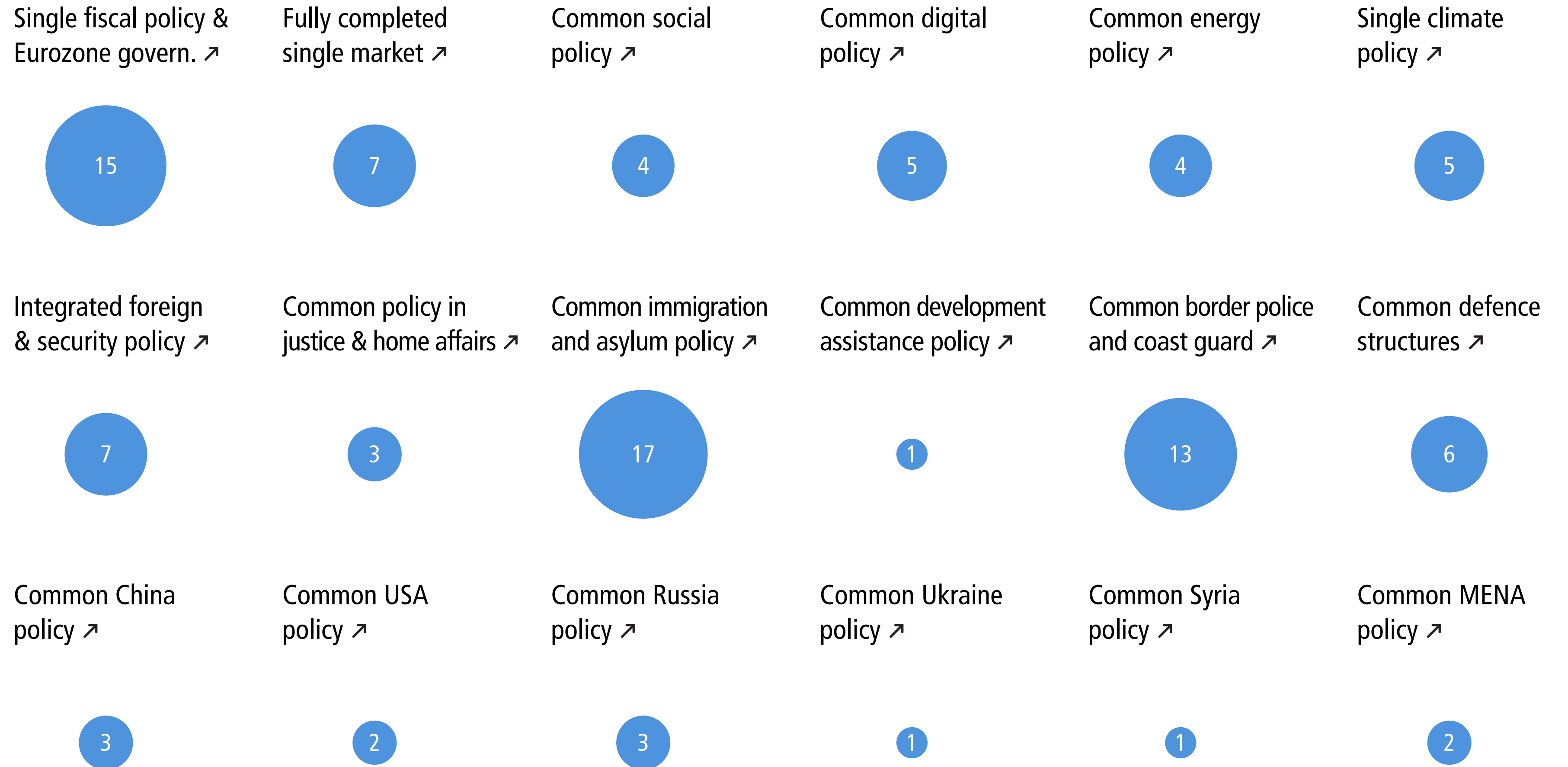
Policies sorted by list

Policies sorted by priority

Top 4 priorities and partners' response ●

Additional priorities; partners' response ●

Countries	Policies
EU	Affluent Seven
Big Six	Southern Seven
Founding Six	Visegrád Four
Austria	<b>Italy</b>
Belgium	Latvia
Bulgaria	Lithuania
Croatia	Luxembourg
Cyprus	Malta
Czech Rep.	Netherlands
Denmark	Poland
Estonia	Portugal
Finland	Romania
France	Slovakia
Germany	Slovenia
Greece	Spain
Hungary	Sweden
Ireland	UK



- Policies & Partners Overview
- Preferred Actor Level
- Preferred Actor Level (Public View)
- Priorities and Favoured Partners**

Number of respondents: 38. Numbers in circles show percentage of votes

# Priorities and Favoured Partners Votes by Italy

Q12

“What policy projects have the highest priority for your country's government? Which countries are favoured partners for cooperating on these priorities?”


Policies sorted by list

Policies sorted by priority

Top 4 priorities and partners' response

Additional priorities; partners' response

Countries	Policies
EU	Affluent Seven
Big Six	Southern Seven
Founding Six	Visegrád Four
Austria	<b>Italy</b>
Belgium	Latvia
Bulgaria	Lithuania
Croatia	Luxembourg
Cyprus	Malta
Czech Rep.	Netherlands
Denmark	Poland
Estonia	Portugal
Finland	Romania
France	Slovakia
Germany	Slovenia
Greece	Spain
Hungary	Sweden
Ireland	UK



Policies with equal percentage are sorted according to EU results. Small numbers indicate a two rank (or more) deviation from the EU ranking results

- Policies & Partners Overview
- Preferred Actor Level
- Preferred Actor Level (Public View)
- Priorities and Favoured Partners**

# Priorities and Favoured Partners Votes by Italy

Q12

“What policy projects have the highest priority for your country's government? Which countries are favoured partners for cooperating on these priorities?”

[Policies sorted by list](#)

[Policies sorted by priority](#)

**[Top 4 priorities and partners' response](#)**

[Additional priorities; partners' response](#)

[Help](#) ✕

Countries	Policies
EU	Affluent Seven
Big Six	Southern Seven
Founding Six	Visegrád Four
Austria	<b>Italy</b>
Belgium	Latvia
Bulgaria	Lithuania
Croatia	Luxembourg
Cyprus	Malta
Czech Rep.	Netherlands
Denmark	Poland
Estonia	Portugal
Finland	Romania
France	Slovakia
Germany	Slovenia
Greece	Spain
Hungary	Sweden
Ireland	UK

- [Policies & Partners Overview](#)
- [Preferred Actor Level](#)
- [Preferred Actor Level \(Public View\)](#)
- [Priorities and Favoured Partners](#)**

## Common immigration and asylum policy

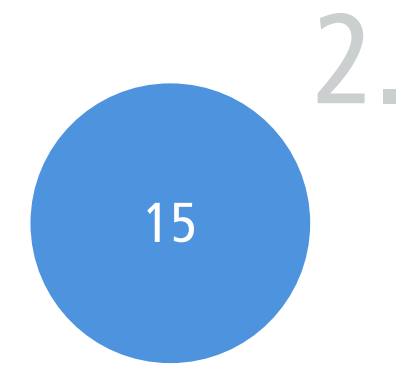


- Germany
- France
- Spain
- Greece
- Austria
- Malta

### Countries prioritising these policy projects

- 1. Malta
- 2. Austria
- 3. Germany
- 4. Cyprus
- 4. Greece
- 4. Slovenia
- 8. Italy**

## Single fiscal policy & Eurozone govern.



- Germany
- France
- Spain
- Netherlands
- Belgium
- Poland

- 1. Slovenia
- 2. France
- 3. Greece
- 4. Belgium
- 4. Ireland
- 4. Italy**
- 4. Portugal


## Common border police and coast guard



- France
- Spain
- Germany
- Greece
- Malta

- 1. Austria
- 2. Greece
- 3. Bulgaria
- 3. Croatia
- 5. Hungary
- 6. Czech Rep.
- 8. Italy**

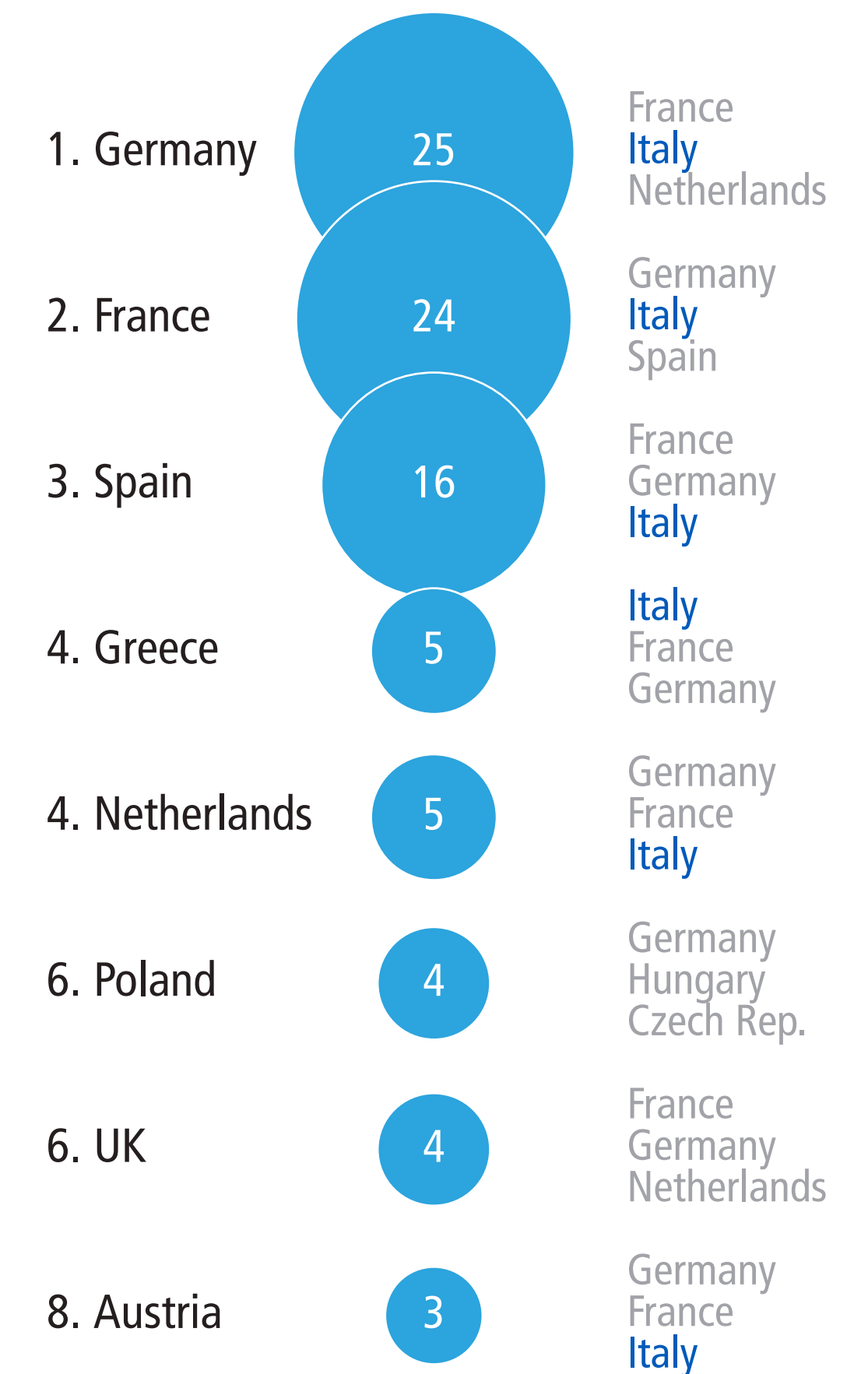
## Fully completed single market



- Germany
- France
- Spain
- Netherlands
- Poland
- Austria
- Belgium
- Sweden

- 1. Ireland
- 2. Finland
- 3. Czech Rep.
- 3. Netherlands
- 5. Slovenia
- 6. Denmark
- 20. Italy**

## Italy's favoured partners for all policy projects; partners' choices





# Priorities and Favoured Partners Votes by Italy

Q12

“What policy projects have the highest priority for your country's government? Which countries are favoured partners for cooperating on these priorities?”

Policies sorted by list

Policies sorted by priority

Top 4 priorities and partners' response ●

Additional priorities; partners' response ●

Help ✕

Countries	Policies
EU	Affluent Seven
Big Six	Southern Seven
Founding Six	Visegrád Four
Austria	<b>Italy</b>
Belgium	Latvia
Bulgaria	Lithuania
Croatia	Luxembourg
Cyprus	Malta
Czech Rep.	Netherlands
Denmark	Poland
Estonia	Portugal
Finland	Romania
France	Slovakia
Germany	Slovenia
Greece	Spain
Hungary	Sweden
Ireland	UK

- Policies & Partners Overview
- Preferred Actor Level
- Preferred Actor Level (Public View)
- Priorities and Favoured Partners**

## Integrated foreign & security policy

5.



- France
- Germany
- Spain
- UK
- Poland

### Countries prioritising these policy projects

- Greece
- Finland
- Romania
- Belgium
- Croatia
- Malta

18. Italy

## Common defence structures

6. +3



- France
- Germany
- Spain
- Poland

- Hungary
- Latvia
- Romania
- Finland
- France
- Cyprus

11. Italy

## Common digital policy

7.



- Germany
- France
- Netherlands
- Belgium
- Spain
- UK
- Sweden

- Ireland
- Luxembourg
- Estonia
- Netherlands
- Austria
- Czech Rep.

15. Italy

## Single climate policy

8. +2

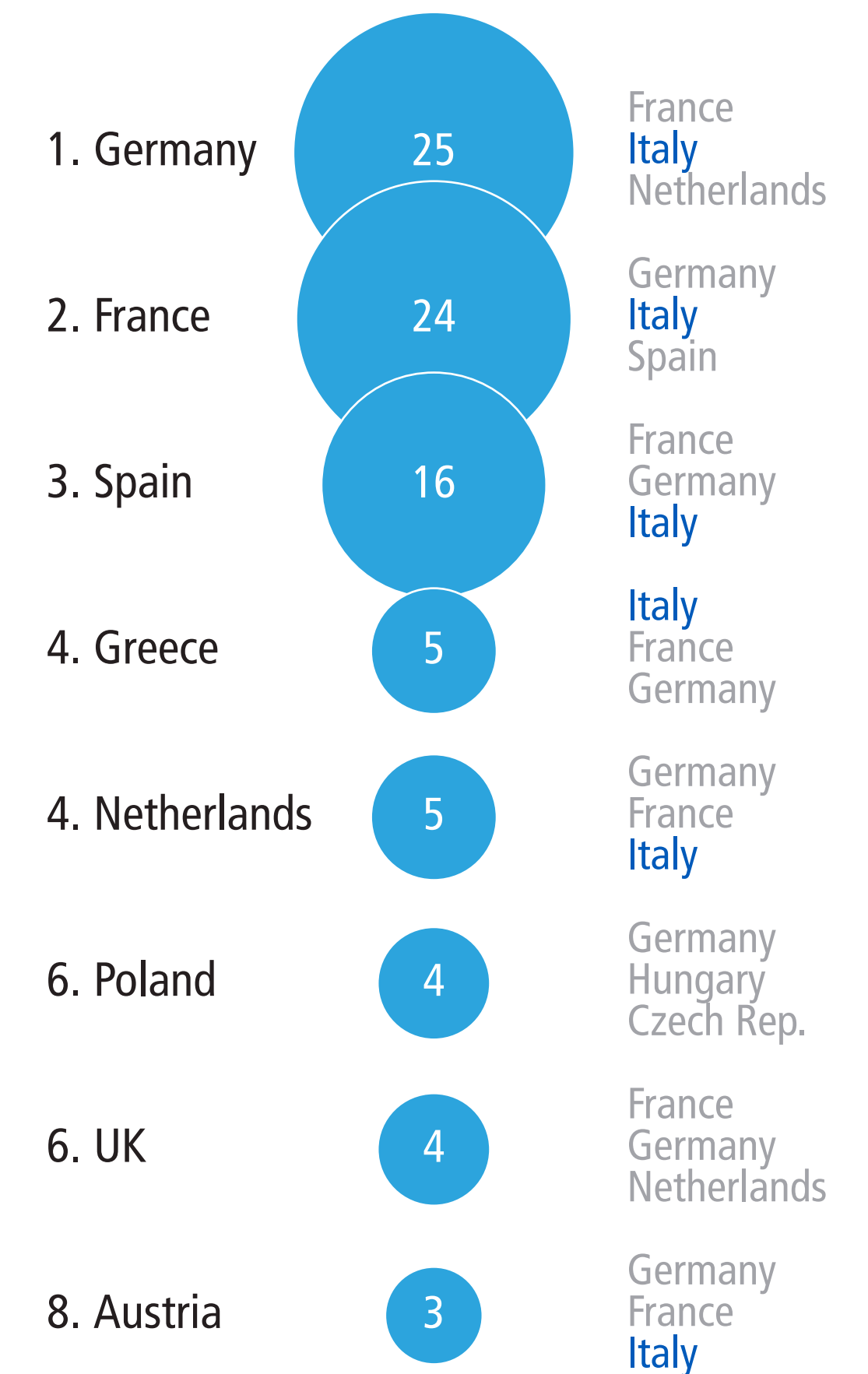


- Germany
- France
- Spain
- Netherlands
- Sweden

- Netherlands
- UK
- Sweden
- Denmark
- Portugal
- Belgium

11. Italy

## Italy's favoured partners for all policy projects; partners' choices



# Priorities and Favoured Partners Votes by Latvia

Q12

“What policy projects have the highest priority for your country's government? Which countries are favoured partners for cooperating on these priorities?”

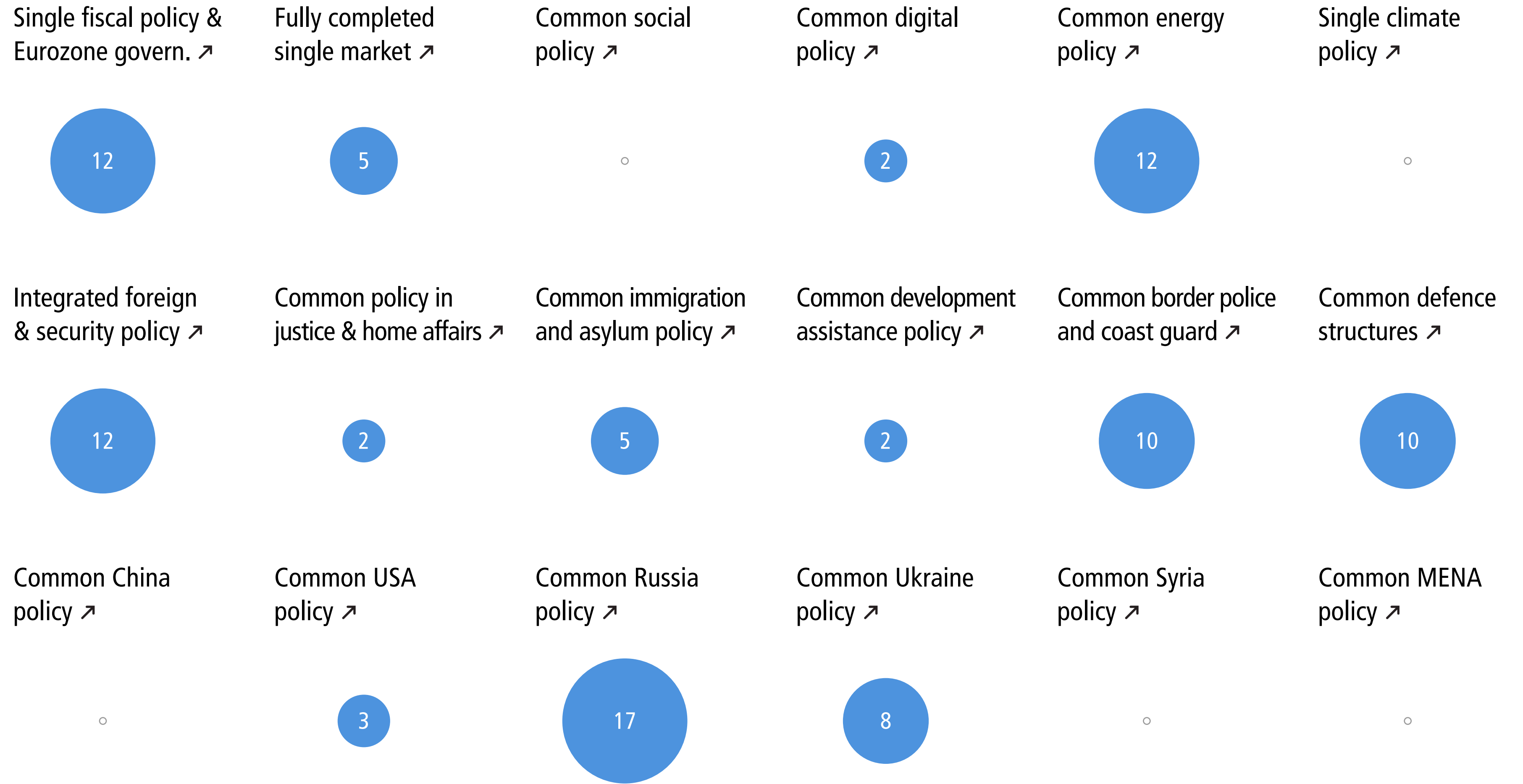
Policies sorted by list

Policies sorted by priority

Top 4 priorities and partners' response ●

Additional priorities; partners' response ●

Countries	Policies
EU	Affluent Seven
Big Six	Southern Seven
Founding Six	Visegrád Four
Austria	Italy
Belgium	<b>Latvia</b>
Bulgaria	Lithuania
Croatia	Luxembourg
Cyprus	Malta
Czech Rep.	Netherlands
Denmark	Poland
Estonia	Portugal
Finland	Romania
France	Slovakia
Germany	Slovenia
Greece	Spain
Hungary	Sweden
Ireland	UK



Policies & Partners Overview  
 Preferred Actor Level  
 Preferred Actor Level (Public View)

**Priorities and Favoured Partners**

Number of respondents: 12. Numbers in circles show percentage of votes

# Priorities and Favoured Partners Votes by Latvia

Q12

“What policy projects have the highest priority for your country's government? Which countries are favoured partners for cooperating on these priorities?”

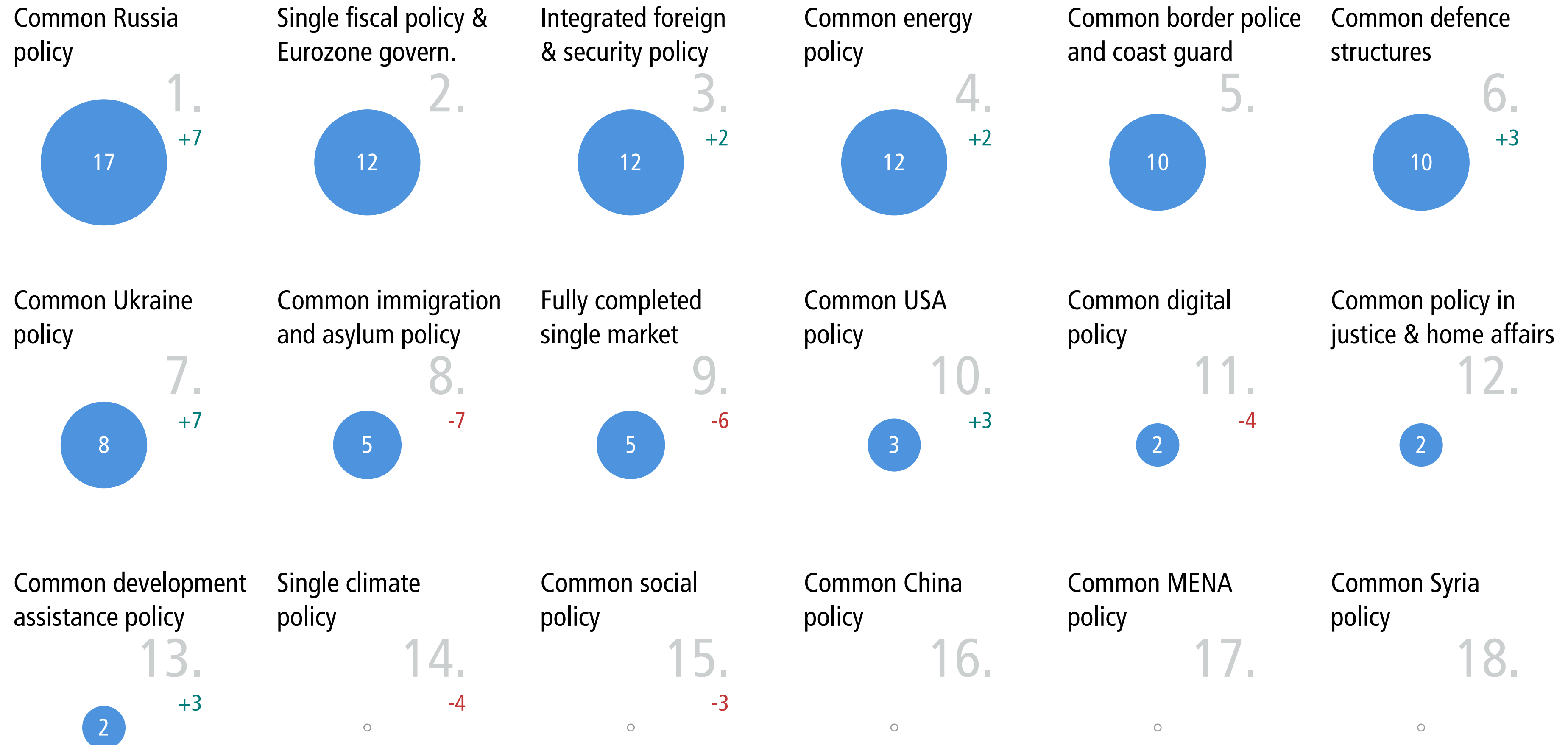
Policies sorted by list

Policies sorted by priority

Top 4 priorities and partners' response

Additional priorities; partners' response

Countries	Policies
EU	Affluent Seven
Big Six	Southern Seven
Founding Six	Visegrád Four
Austria	Italy
Belgium	<b>Latvia</b>
Bulgaria	Lithuania
Croatia	Luxembourg
Cyprus	Malta
Czech Rep.	Netherlands
Denmark	Poland
Estonia	Portugal
Finland	Romania
France	Slovakia
Germany	Slovenia
Greece	Spain
Hungary	Sweden
Ireland	UK



Policies with equal percentage are sorted according to EU results. Small numbers indicate a two rank (or more) deviation from the EU ranking results

- Policies & Partners Overview
- Preferred Actor Level
- Preferred Actor Level (Public View)
- Priorities and Favoured Partners**



# Priorities and Favoured Partners Votes by Latvia

Q12

“What policy projects have the highest priority for your country's government? Which countries are favoured partners for cooperating on these priorities?”

Policies sorted by list

Policies sorted by priority

Top 4 priorities and partners' response ●

Additional priorities; partners' response ●

Help ✕

Countries	Policies
EU	Affluent Seven
Big Six	Southern Seven
Founding Six	Visegrád Four
Austria	Italy
Belgium	<b>Latvia</b>
Bulgaria	Lithuania
Croatia	Luxembourg
Cyprus	Malta
Czech Rep.	Netherlands
Denmark	Poland
Estonia	Portugal
Finland	Romania
France	Slovakia
Germany	Slovenia
Greece	Spain
Hungary	Sweden
Ireland	UK

- Policies & Partners Overview
- Preferred Actor Level
- Preferred Actor Level (Public View)
- Priorities and Favoured Partners**

## Common Russia policy



- Germany
- Estonia
  - Lithuania
  - France
  - Poland
- UK  
Sweden

### Countries prioritising these policy projects

- 1. Poland
- 2. Estonia
- 3. Lithuania
- 3. UK
- 5. Latvia**
- 6. Denmark
- 7. Romania

## Single fiscal policy & Eurozone govern.



- Germany
- Estonia
  - Lithuania
- Netherlands  
Austria  
France  
Ireland

- 1. Slovenia
- 2. France
- 3. Greece
- 4. Belgium
- 4. Ireland
- 4. Italy
- 14. Latvia**

## Integrated foreign & security policy



- France
- Germany
  - Estonia
  - Lithuania
- Sweden  
Poland  
UK

- 1. Greece
- 2. Finland
- 2. Romania
- 4. Belgium
- 4. Croatia
- 4. Malta
- 7. Latvia**

## Common energy policy



- Estonia
  - Germany
  - Lithuania
- Poland  
Sweden

- 1. Lithuania
- 1. Poland
- 1. Slovakia
- 4. Bulgaria
- 5. Cyprus
- 6. Latvia**
- 7. Croatia

## Latvia's favoured partners for all policy projects; partners' choices



# Priorities and Favoured Partners Votes by Latvia

Q12

“What policy projects have the highest priority for your country's government? Which countries are favoured partners for cooperating on these priorities?”

Policies sorted by list

Policies sorted by priority

Top 4 priorities and partners' response ●

Additional priorities; partners' response ●

Help ✕

Countries	Policies
EU	Affluent Seven
Big Six	Southern Seven
Founding Six	Visegrád Four
Austria	Italy
Belgium	<b>Latvia</b>
Bulgaria	Lithuania
Croatia	Luxembourg
Cyprus	Malta
Czech Rep.	Netherlands
Denmark	Poland
Estonia	Portugal
Finland	Romania
France	Slovakia
Germany	Slovenia
Greece	Spain
Hungary	Sweden
Ireland	UK

- Policies & Partners Overview
- Preferred Actor Level
- Preferred Actor Level (Public View)
- Priorities and Favoured Partners**



### Countries prioritising these policy projects

- Austria
- Greece
- Bulgaria
- Croatia
- Hungary
- Czech Rep.

11. **Latvia**

- Hungary
- Latvia**
- Romania
- Finland
- France
- Cyprus
- Czech Rep.

- 1. Lithuania
- 2. Poland
- 3. Denmark
- 3. **Latvia**
- 5. Estonia
- 6. Slovakia
- 7. UK

- Malta
  - Austria
  - Germany
  - Cyprus
  - Greece
  - Slovenia
24. **Latvia**

### Latvia's favoured partners for all policy projects; partners' choices



# Priorities and Favoured Partners Votes by Lithuania

## Q12

“What policy projects have the highest priority for your country's government? Which countries are favoured partners for cooperating on these priorities?”

Policies sorted by list

Policies sorted by priority

Top 4 priorities and partners' response ●

Additional priorities; partners' response ●

Countries	Policies
EU	Affluent Seven
Big Six	Southern Seven
Founding Six	Visegrád Four
Austria	Italy
Belgium	Latvia
Bulgaria	<b>Lithuania</b>
Croatia	Luxembourg
Cyprus	Malta
Czech Rep.	Netherlands
Denmark	Poland
Estonia	Portugal
Finland	Romania
France	Slovakia
Germany	Slovenia
Greece	Spain
Hungary	Sweden
Ireland	UK



Policies & Partners Overview  
 Preferred Actor Level  
 Preferred Actor Level (Public View)

**Priorities and Favoured Partners**

Number of respondents: 19. Numbers in circles show percentage of votes



# Priorities and Favoured Partners Votes by Lithuania

Q12

“What policy projects have the highest priority for your country's government? Which countries are favoured partners for cooperating on these priorities?”

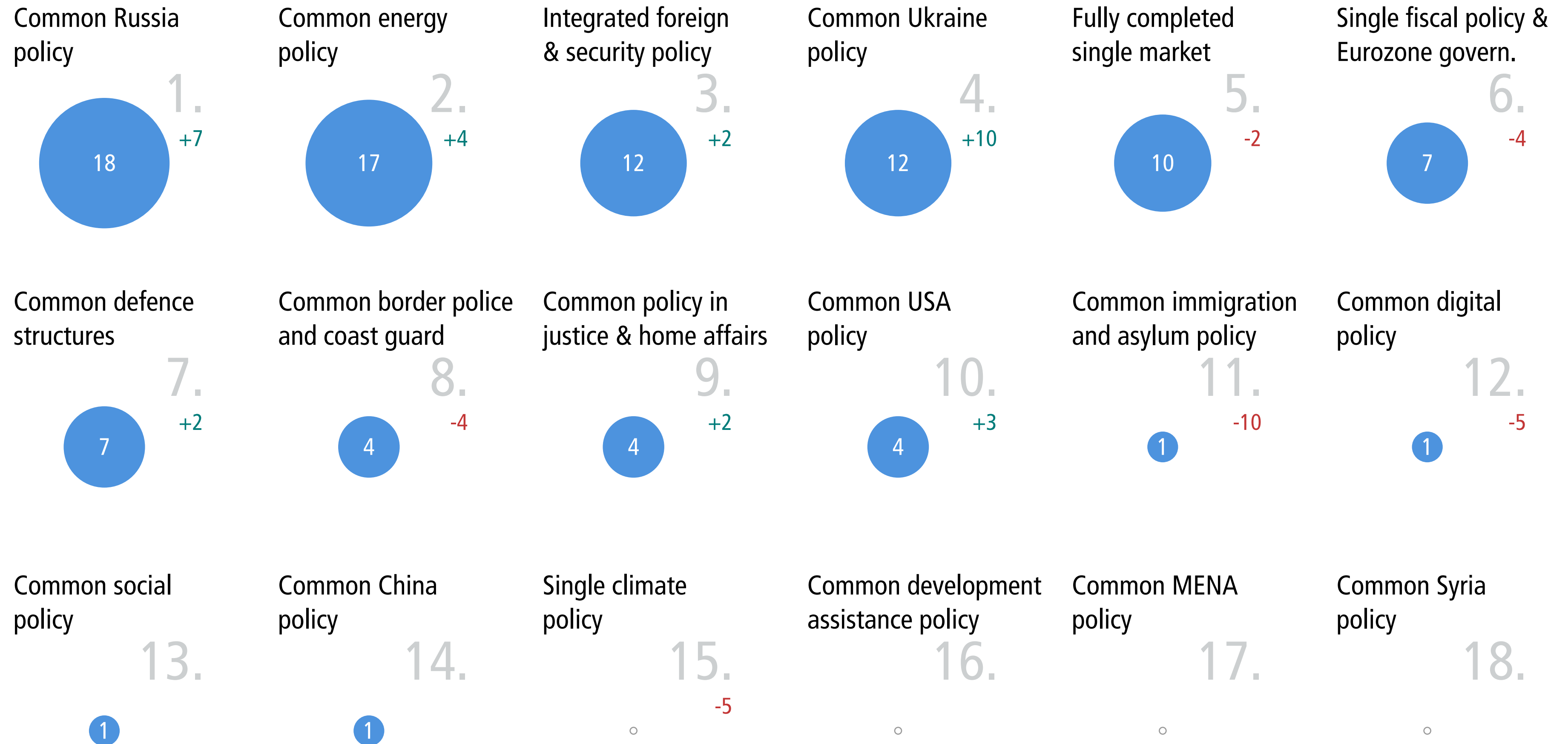
Policies sorted by list

Policies sorted by priority

Top 4 priorities and partners' response

Additional priorities; partners' response

Countries	Policies
EU	Affluent Seven
Big Six	Southern Seven
Founding Six	Visegrád Four
Austria	Italy
Belgium	Latvia
Bulgaria	<b>Lithuania</b>
Croatia	Luxembourg
Cyprus	Malta
Czech Rep.	Netherlands
Denmark	Poland
Estonia	Portugal
Finland	Romania
France	Slovakia
Germany	Slovenia
Greece	Spain
Hungary	Sweden
Ireland	UK



Policies with equal percentage are sorted according to EU results. Small numbers indicate a two rank (or more) deviation from the EU ranking results

- Policies & Partners Overview
- Preferred Actor Level
- Preferred Actor Level (Public View)
- Priorities and Favoured Partners**

# Priorities and Favoured Partners Votes by Lithuania

Q12

“What policy projects have the highest priority for your country's government? Which countries are favoured partners for cooperating on these priorities?”

Policies sorted by list

Policies sorted by priority

Top 4 priorities and partners' response ●

Additional priorities; partners' response ●

Help ✕

Countries	Policies
EU	Affluent Seven
Big Six	Southern Seven
Founding Six	Visegrád Four
Austria	Italy
Belgium	Latvia
Bulgaria	<b>Lithuania</b>
Croatia	Luxembourg
Cyprus	Malta
Czech Rep.	Netherlands
Denmark	Poland
Estonia	Portugal
Finland	Romania
France	Slovakia
Germany	Slovenia
Greece	Spain
Hungary	Sweden
Ireland	UK

- Policies & Partners Overview
- Preferred Actor Level
- Preferred Actor Level (Public View)
- Priorities and Favoured Partners**

## Common Russia policy



- Poland
- Estonia
- Germany
- Latvia
- Sweden
- UK
- France

### Countries prioritising these policy projects

- 1. Poland
- 2. Estonia
- 3. Lithuania**
- 3. UK
- 5. Latvia
- 6. Denmark
- 7. Romania

## Common energy policy



- Poland
- Estonia**
- Latvia
- Sweden
- Germany
- France
- Denmark

- 1. Lithuania**
- 1. Poland
- 1. Slovakia
- 4. Bulgaria
- 5. Cyprus
- 6. Latvia
- 7. Croatia

## Integrated foreign & security policy



- Poland
- Estonia**
- France
- Germany
- UK
- Latvia
- Sweden

- 1. Greece
- 2. Finland
- 2. Romania
- 4. Belgium
- 4. Croatia
- 4. Malta
- 7. Lithuania**

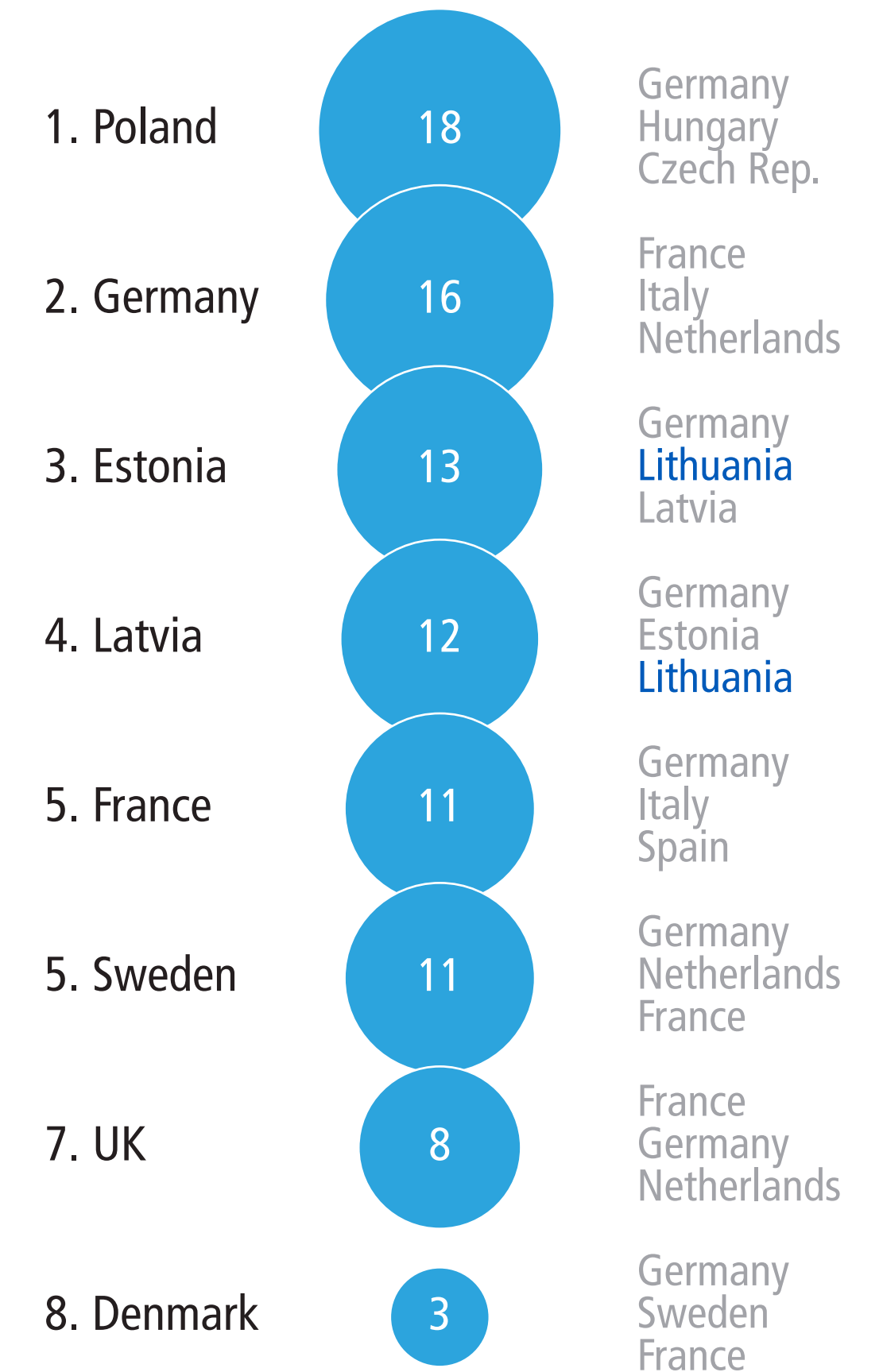
## Common Ukraine policy



- Poland
- Sweden**
- Estonia
- Latvia
- UK
- France
- Germany

- 1. Lithuania**
- 2. Poland
- 3. Denmark
- 3. Latvia
- 5. Estonia
- 6. Slovakia
- 7. UK

## Lithuania's favoured partners for all policy projects; partners' choices



# Priorities and Favoured Partners Votes by Lithuania

Q12

“What policy projects have the highest priority for your country's government? Which countries are favoured partners for cooperating on these priorities?”

Policies sorted by list

Policies sorted by priority

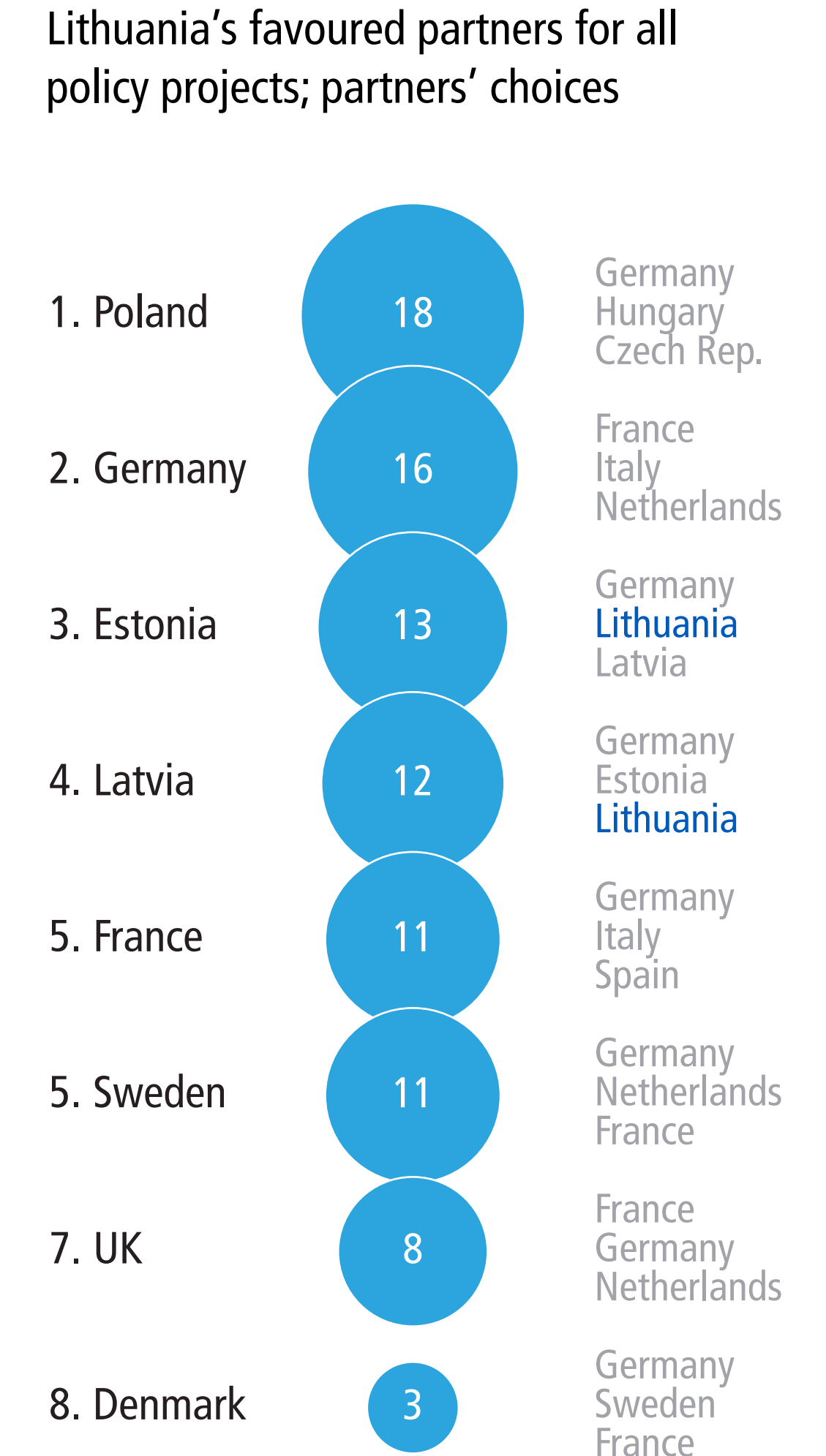
Top 4 priorities and partners' response ●

Additional priorities; partners' response ●

Help ✕

Countries	Policies
EU	Affluent Seven
Big Six	Southern Seven
Founding Six	Visegrád Four
Austria	Italy
Belgium	Latvia
Bulgaria	<b>Lithuania</b>
Croatia	Luxembourg
Cyprus	Malta
Czech Rep.	Netherlands
Denmark	Poland
Estonia	Portugal
Finland	Romania
France	Slovakia
Germany	Slovenia
Greece	Spain
Hungary	Sweden
Ireland	UK

- Policies & Partners Overview
- Preferred Actor Level
- Preferred Actor Level (Public View)
- Priorities and Favoured Partners**





# Priorities and Favoured Partners

## Votes by Luxembourg

Q12

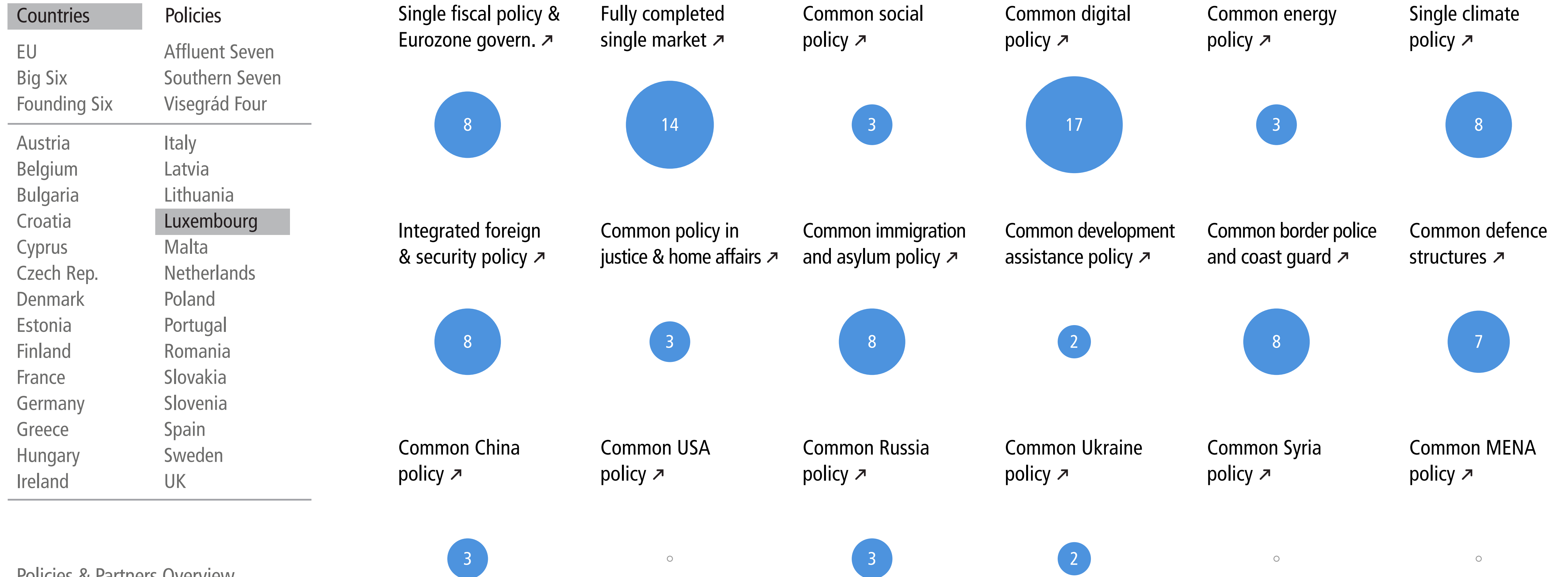
“What policy projects have the highest priority for your country's government? Which countries are favoured partners for cooperating on these priorities?”

Policies sorted by list

Policies sorted by priority

Top 4 priorities and partners' response ●

Additional priorities; partners' response ●



Policies & Partners Overview

Preferred Actor Level

Preferred Actor Level (Public View)

**Priorities and Favoured Partners**

Number of respondents: 13. Numbers in circles show percentage of votes

# Priorities and Favoured Partners Votes by Luxembourg

Q12

“What policy projects have the highest priority for your country's government? Which countries are favoured partners for cooperating on these priorities?”

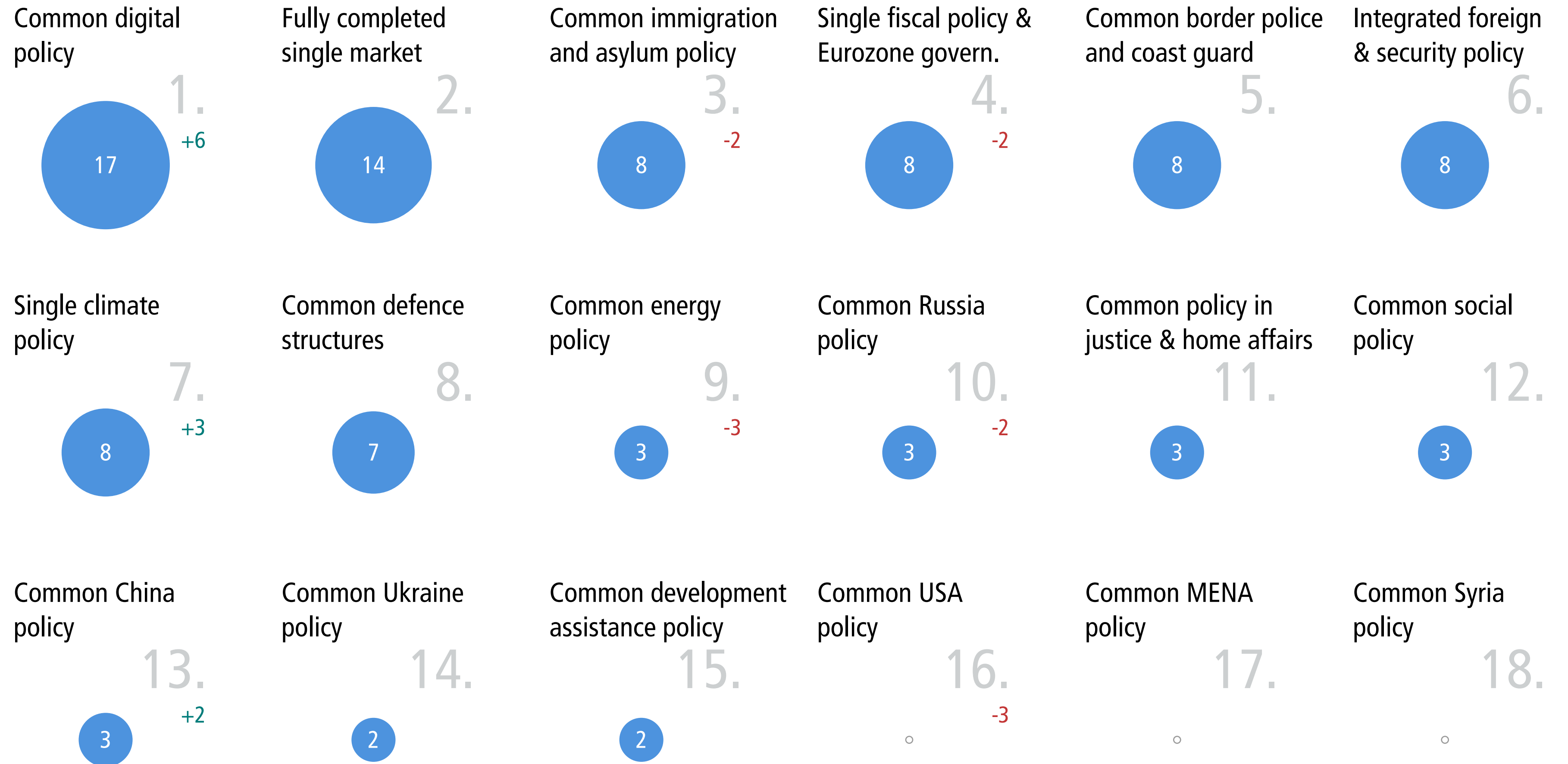
Policies sorted by list

Policies sorted by priority

Top 4 priorities and partners' response ●

Additional priorities; partners' response ●

Countries	Policies
EU	Affluent Seven
Big Six	Southern Seven
Founding Six	Visegrád Four
Austria	Italy
Belgium	Latvia
Bulgaria	Lithuania
Croatia	<b>Luxembourg</b>
Cyprus	Malta
Czech Rep.	Netherlands
Denmark	Poland
Estonia	Portugal
Finland	Romania
France	Slovakia
Germany	Slovenia
Greece	Spain
Hungary	Sweden
Ireland	UK



Policies with equal percentage are sorted according to EU results. Small numbers indicate a two rank (or more) deviation from the EU ranking results

- Policies & Partners Overview
- Preferred Actor Level
- Preferred Actor Level (Public View)
- Priorities and Favoured Partners**

# Priorities and Favoured Partners Votes by Luxembourg

Q12

“What policy projects have the highest priority for your country's government? Which countries are favoured partners for cooperating on these priorities?”

Policies sorted by list

Policies sorted by priority

Top 4 priorities and partners' response ●

Additional priorities; partners' response ●

Help ✕

Countries	Policies
EU	Affluent Seven
Big Six	Southern Seven
Founding Six	Visegrád Four
Austria	Italy
Belgium	Latvia
Bulgaria	Lithuania
Croatia	<b>Luxembourg</b>
Cyprus	Malta
Czech Rep.	Netherlands
Denmark	Poland
Estonia	Portugal
Finland	Romania
France	Slovakia
Germany	Slovenia
Greece	Spain
Hungary	Sweden
Ireland	UK

Policies & Partners Overview  
 Preferred Actor Level  
 Preferred Actor Level (Public View)

## Priorities and Favoured Partners

Common digital policy

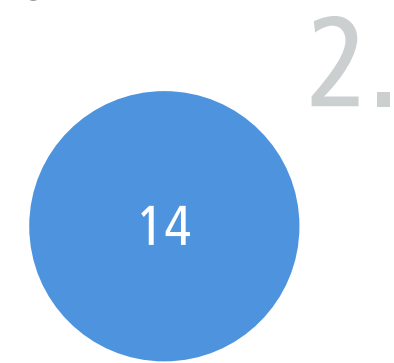


- Netherlands
- Belgium
- Estonia
- France
- Germany
- Ireland
- Sweden

Countries prioritising these policy projects

- 1. Ireland
- 1. Luxembourg**
- 3. Estonia
- 3. Netherlands
- 5. Austria
- 5. Czech Rep.
- 5. Finland


Fully completed single market



- Germany
- Netherlands
- France
- Denmark
- Belgium
- Estonia
- Finland
- Ireland

- 1. Ireland
- 2. Finland
- 3. Czech Rep.
- 3. Netherlands
- 5. Slovenia
- 6. Denmark
- 9. Luxembourg**


Common immigration and asylum policy



- Germany
- France
- Italy
- Hungary
- Poland
- Belgium
- Estonia
- Greece

- 1. Malta
- 2. Austria
- 3. Germany
- 4. Cyprus
- 4. Greece
- 4. Slovenia
- 20. Luxembourg**

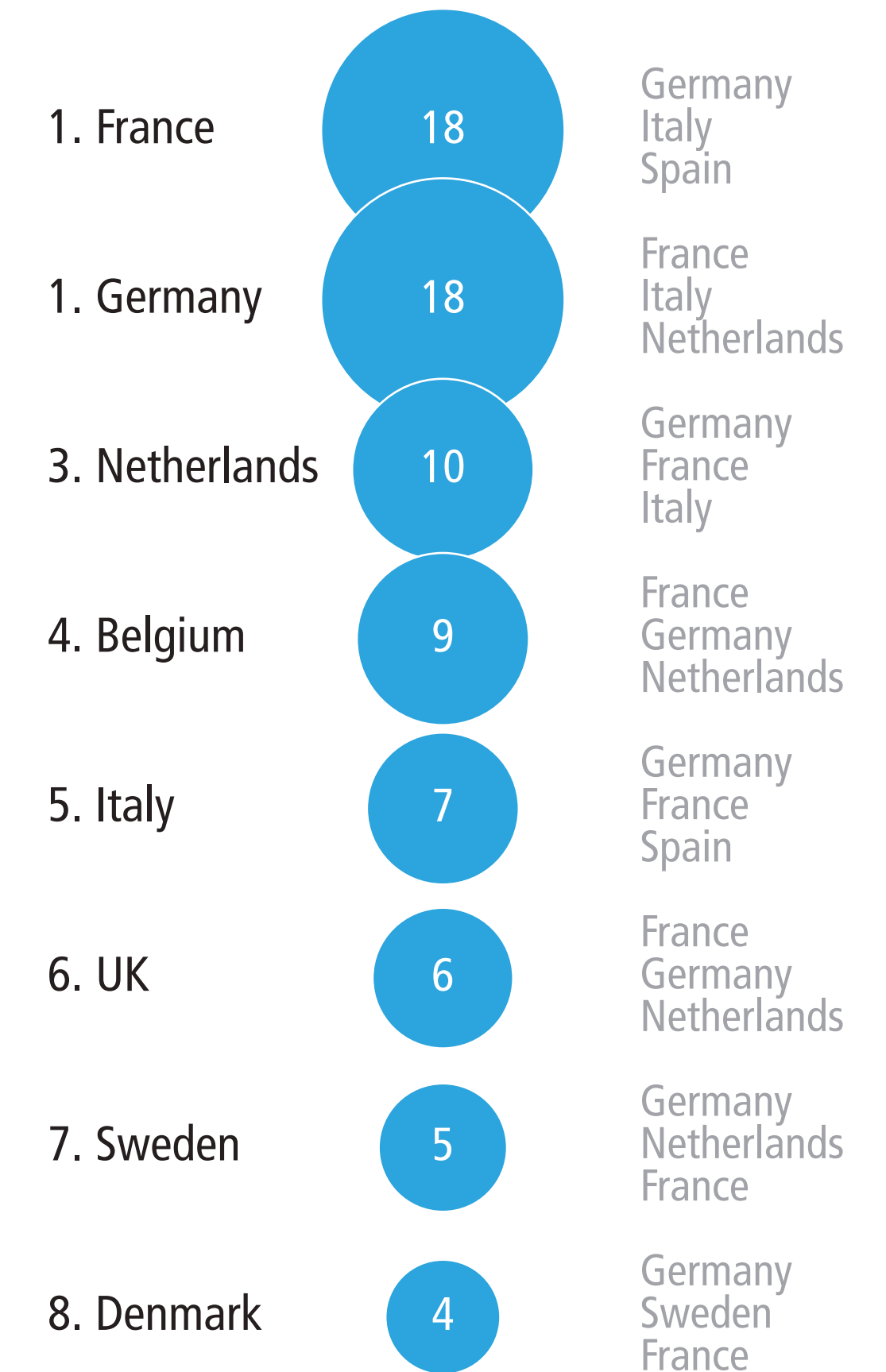
Single fiscal policy & Eurozone govern.



- Netherlands
- Austria
- Belgium
- France
- Germany
- UK
- Finland

- 1. Slovenia
- 2. France
- 3. Greece
- 4. Belgium
- 4. Ireland
- 4. Italy
- 17. Luxembourg**

Luxembourg's favoured partners for all policy projects; partners' choices





# Priorities and Favoured Partners Votes by Luxembourg

Q12

“What policy projects have the highest priority for your country's government? Which countries are favoured partners for cooperating on these priorities?”

Policies sorted by list

Policies sorted by priority

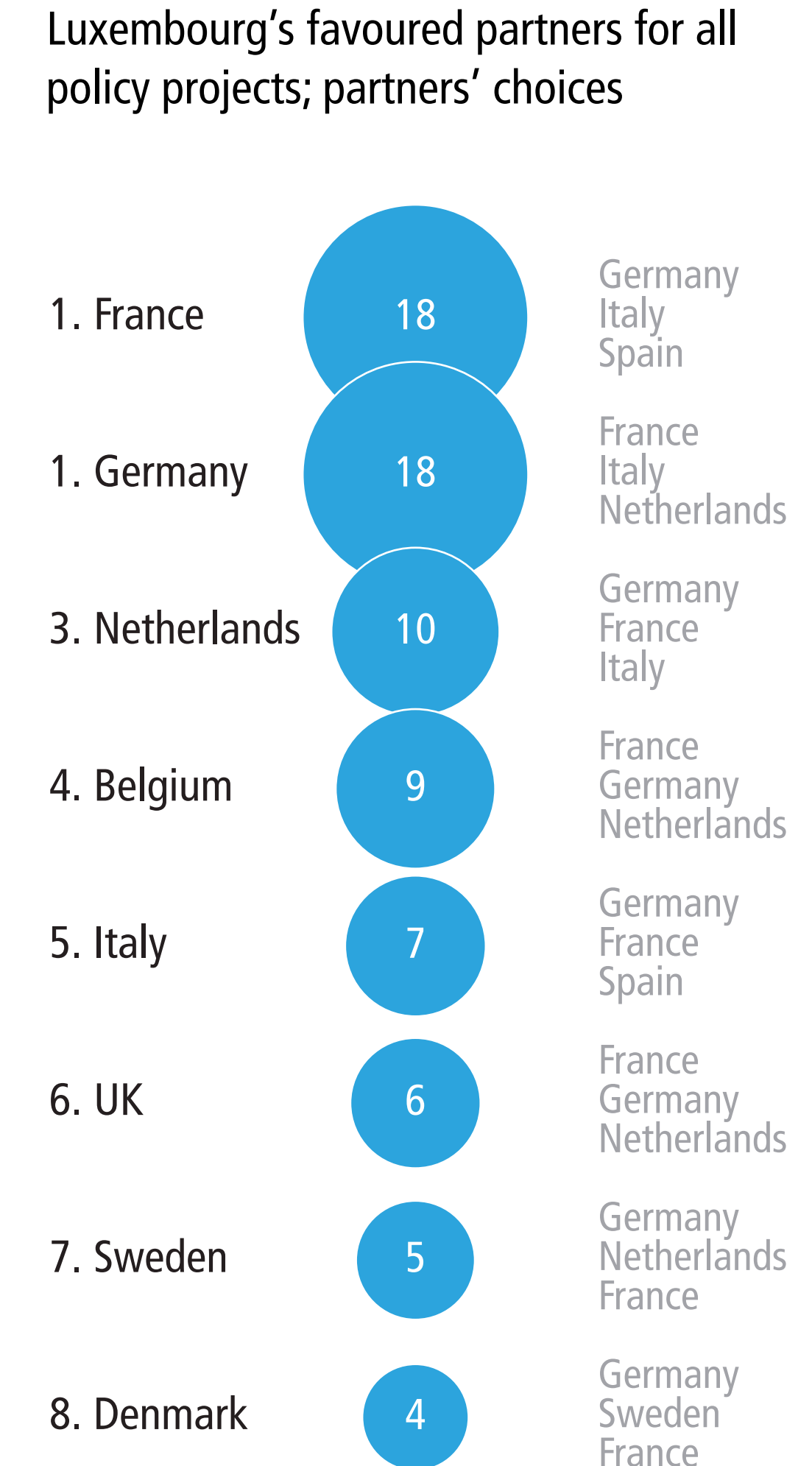
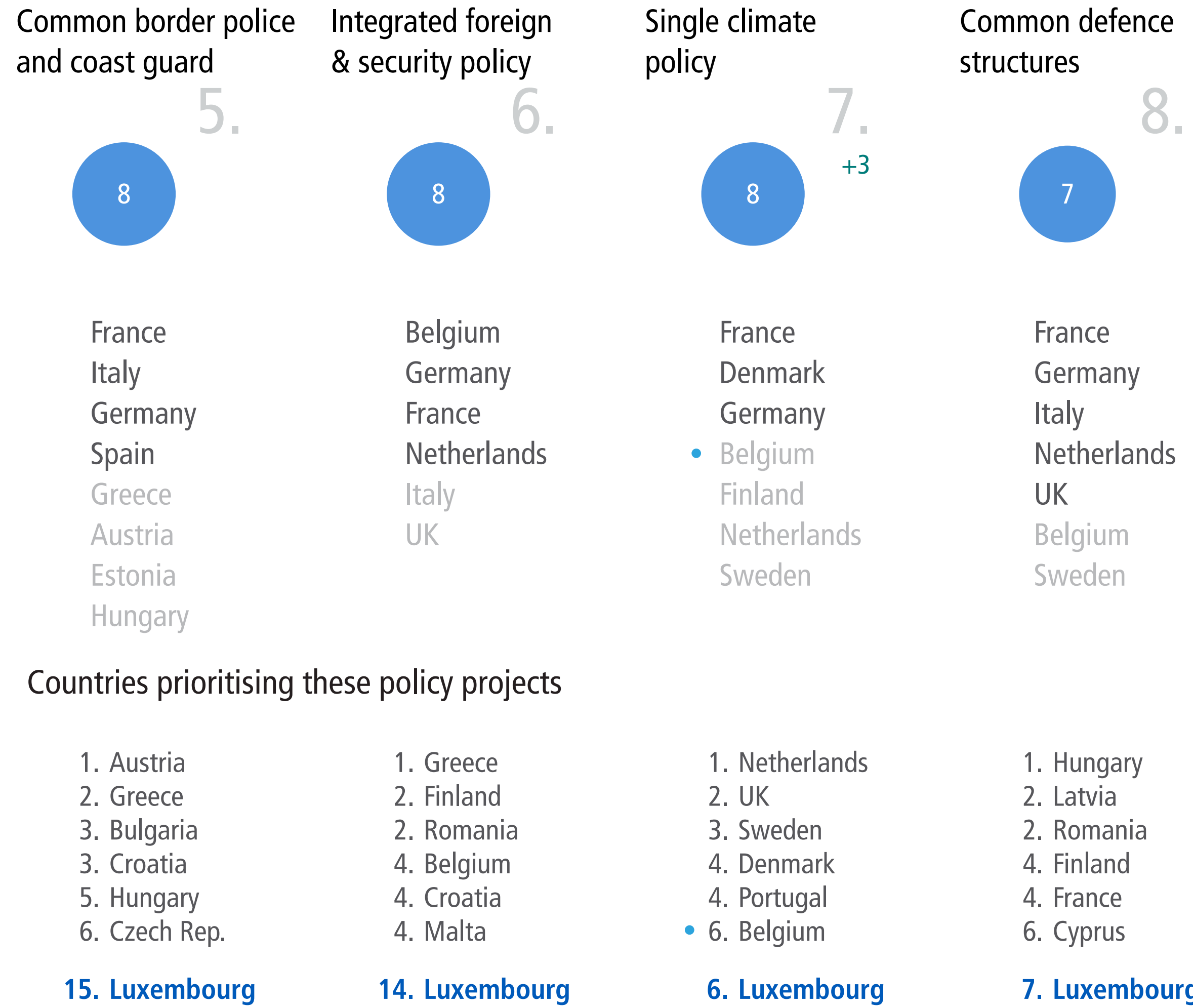
Top 4 priorities and partners' response ●

Additional priorities; partners' response ●

Help ✕

Countries	Policies
EU	Affluent Seven
Big Six	Southern Seven
Founding Six	Visegrád Four
Austria	Italy
Belgium	Latvia
Bulgaria	Lithuania
Croatia	<b>Luxembourg</b>
Cyprus	Malta
Czech Rep.	Netherlands
Denmark	Poland
Estonia	Portugal
Finland	Romania
France	Slovakia
Germany	Slovenia
Greece	Spain
Hungary	Sweden
Ireland	UK

- Policies & Partners Overview
- Preferred Actor Level
- Preferred Actor Level (Public View)
- Priorities and Favoured Partners**



# Priorities and Favoured Partners

## Votes by Malta

Q12

“What policy projects have the highest priority for your country's government? Which countries are favoured partners for cooperating on these priorities?”

Policies sorted by list

Policies sorted by priority

Top 4 priorities and partners' response ●

Additional priorities; partners' response ●

Countries	Policies
EU	Affluent Seven
Big Six	Southern Seven
Founding Six	Visegrád Four
Austria	Italy
Belgium	Latvia
Bulgaria	Lithuania
Croatia	Luxembourg
Cyprus	<b>Malta</b>
Czech Rep.	Netherlands
Denmark	Poland
Estonia	Portugal
Finland	Romania
France	Slovakia
Germany	Slovenia
Greece	Spain
Hungary	Sweden
Ireland	UK



- Policies & Partners Overview
- Preferred Actor Level
- Preferred Actor Level (Public View)
- Priorities and Favoured Partners**

Number of respondents: 6. Numbers in circles show percentage of votes

# Priorities and Favoured Partners Votes by Malta

Q12

“What policy projects have the highest priority for your country's government? Which countries are favoured partners for cooperating on these priorities?”

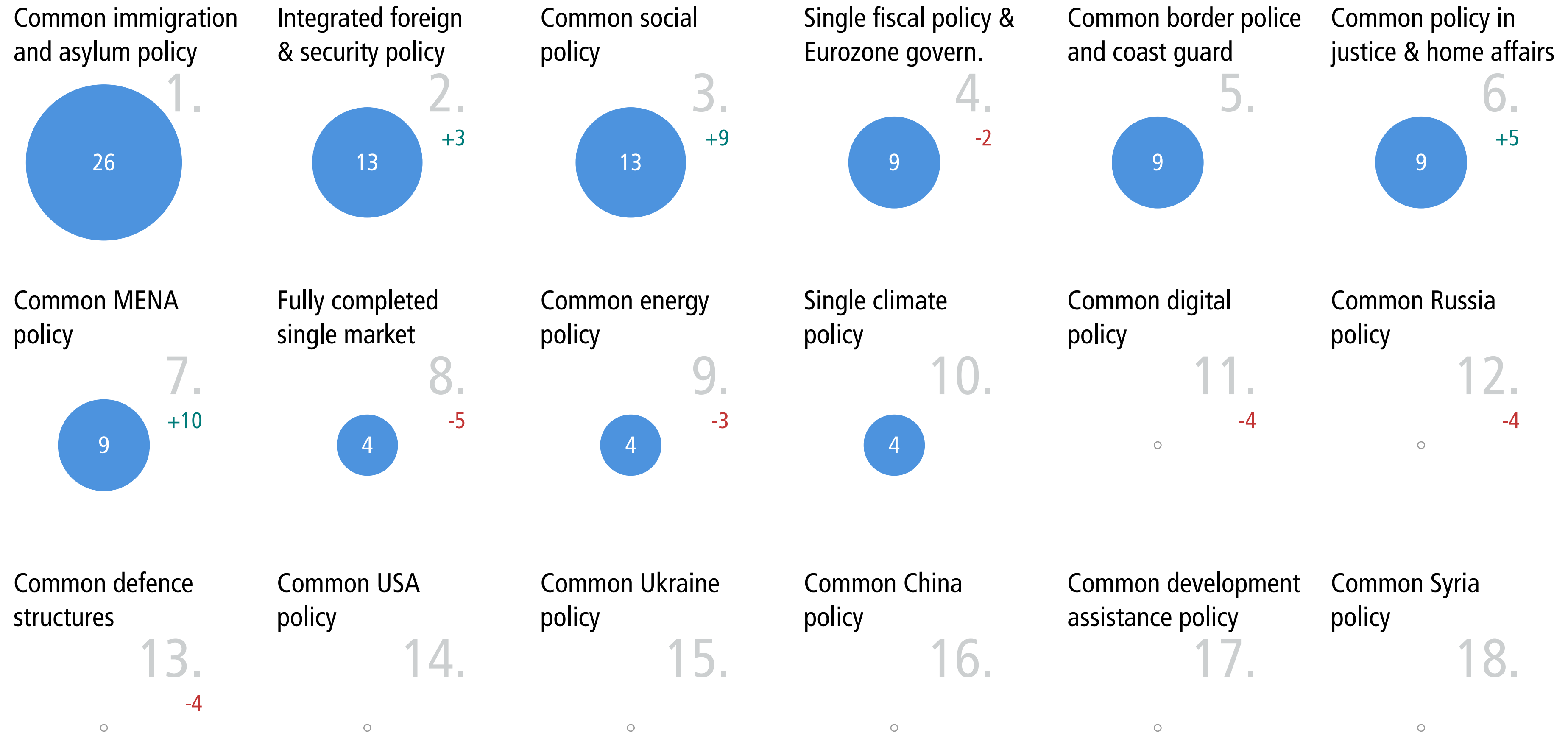
Policies sorted by list

Policies sorted by priority

Top 4 priorities and partners' response ●

Additional priorities; partners' response ●

Countries	Policies
EU	Affluent Seven
Big Six	Southern Seven
Founding Six	Visegrád Four
Austria	Italy
Belgium	Latvia
Bulgaria	Lithuania
Croatia	Luxembourg
Cyprus	<b>Malta</b>
Czech Rep.	Netherlands
Denmark	Poland
Estonia	Portugal
Finland	Romania
France	Slovakia
Germany	Slovenia
Greece	Spain
Hungary	Sweden
Ireland	UK



Policies with equal percentage are sorted according to EU results. Small numbers indicate a two rank (or more) deviation from the EU ranking results

- Policies & Partners Overview
- Preferred Actor Level
- Preferred Actor Level (Public View)
- Priorities and Favoured Partners**



# Priorities and Favoured Partners Votes by Malta

Q12

“What policy projects have the highest priority for your country's government? Which countries are favoured partners for cooperating on these priorities?”

Policies sorted by list

Policies sorted by priority

Top 4 priorities and partners' response ●

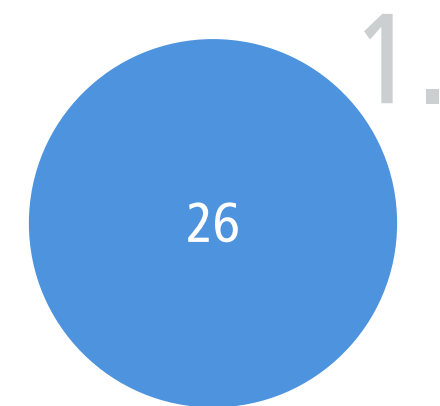
Additional priorities; partners' response ●

Help ✕

Countries	Policies
EU	Affluent Seven
Big Six	Southern Seven
Founding Six	Visegrád Four
Austria	Italy
Belgium	Latvia
Bulgaria	Lithuania
Croatia	Luxembourg
Cyprus	<b>Malta</b>
Czech Rep.	Netherlands
Denmark	Poland
Estonia	Portugal
Finland	Romania
France	Slovakia
Germany	Slovenia
Greece	Spain
Hungary	Sweden
Ireland	UK

- Policies & Partners Overview
- Preferred Actor Level
- Preferred Actor Level (Public View)
- Priorities and Favoured Partners**

## Common immigration and asylum policy



- Italy
- France
- Germany
- Spain
- UK
- Belgium
- Cyprus
- Greece

### Countries prioritising these policy projects

- 1. **Malta**
- 2. Austria
- 3. Germany
- 4. Cyprus
- 4. Greece
- 4. Slovenia
- 4. Sweden

## Integrated foreign & security policy



- Italy
- France
- Belgium
- Germany
- Greece
- Netherlands
- Spain
- UK

- 1. Greece
- 2. Finland
- 2. Romania
- 4. Belgium
- 4. Croatia
- 4. **Malta**
- 7. Cyprus

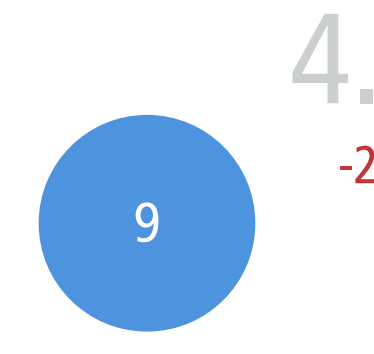
## Common social policy



- Germany
- Belgium
- France
- Ireland
- Italy
- UK

- 1. **Malta**
- 2. Portugal
- 3. Romania
- 4. Greece
- 4. Slovakia
- 6. Sweden
- 7. Austria

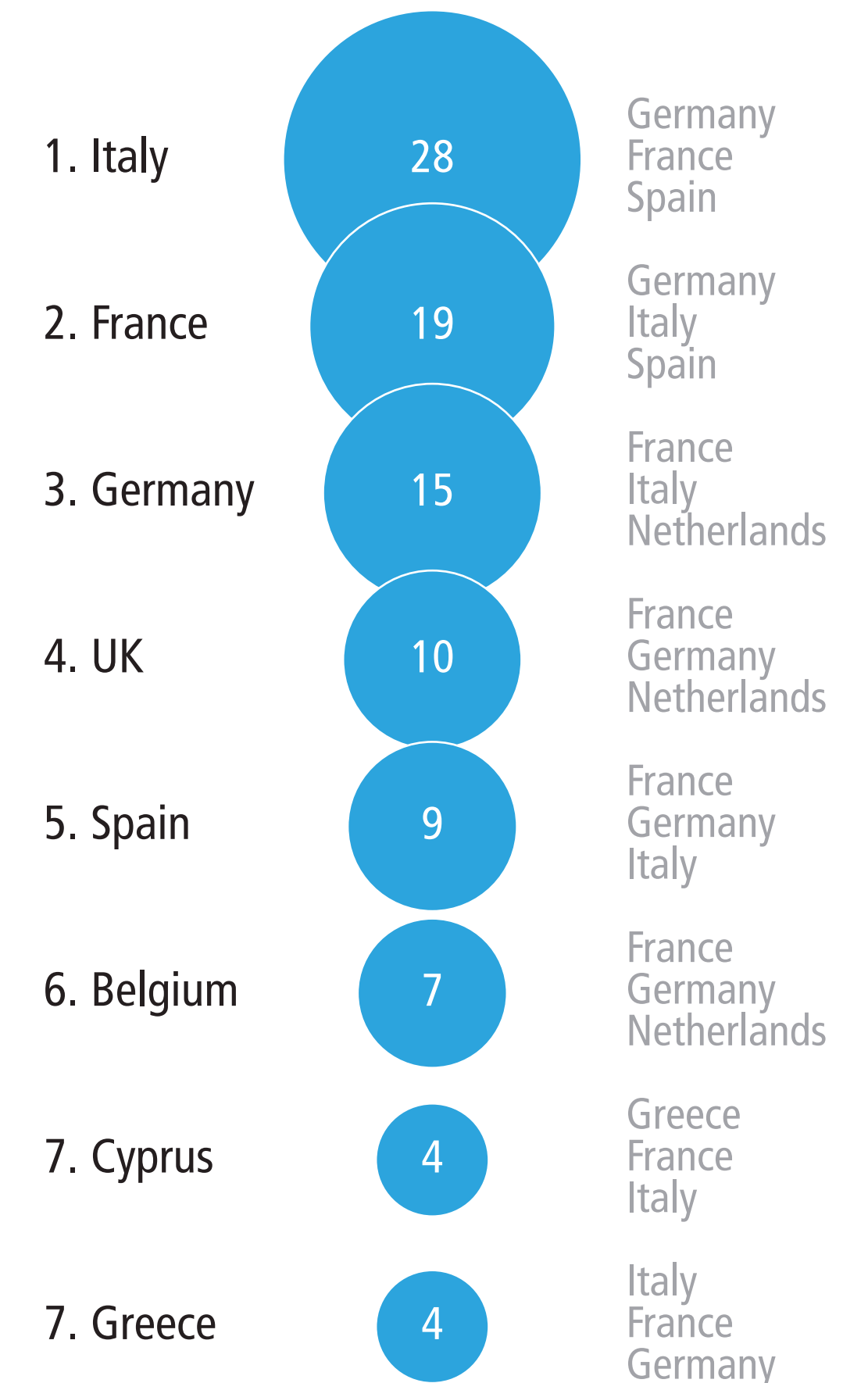
## Single fiscal policy & Eurozone govern.



- France
- Germany
- Belgium
- Italy
- UK

- 1. Slovenia
- 2. France
- 3. Greece
- 4. Belgium
- 4. Ireland
- 4. Italy
- 15. **Malta**

## Malta's favoured partners for all policy projects; partners' choices



# Priorities and Favoured Partners Votes by Malta

Q12

“What policy projects have the highest priority for your country's government? Which countries are favoured partners for cooperating on these priorities?”

Policies sorted by list

Policies sorted by priority

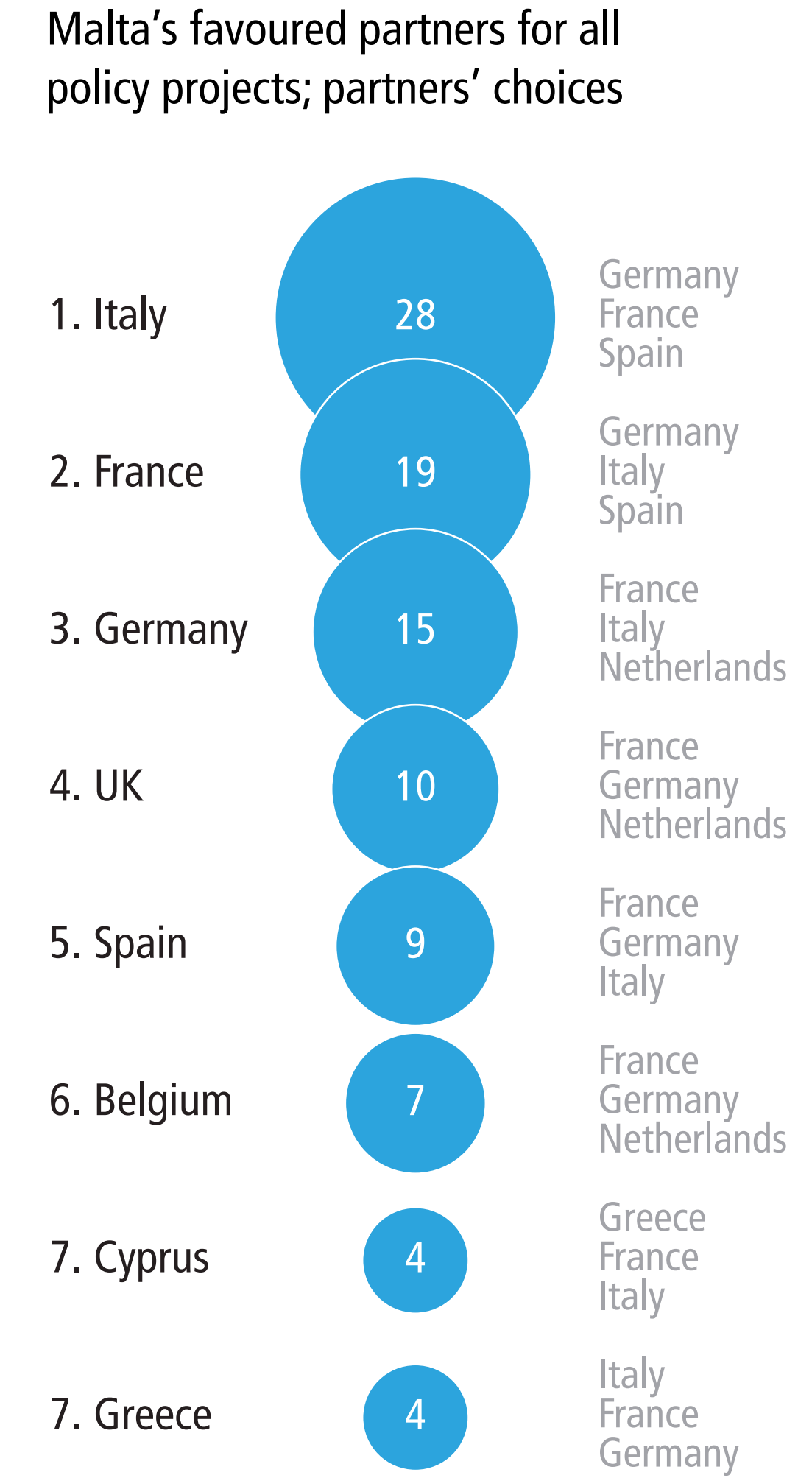
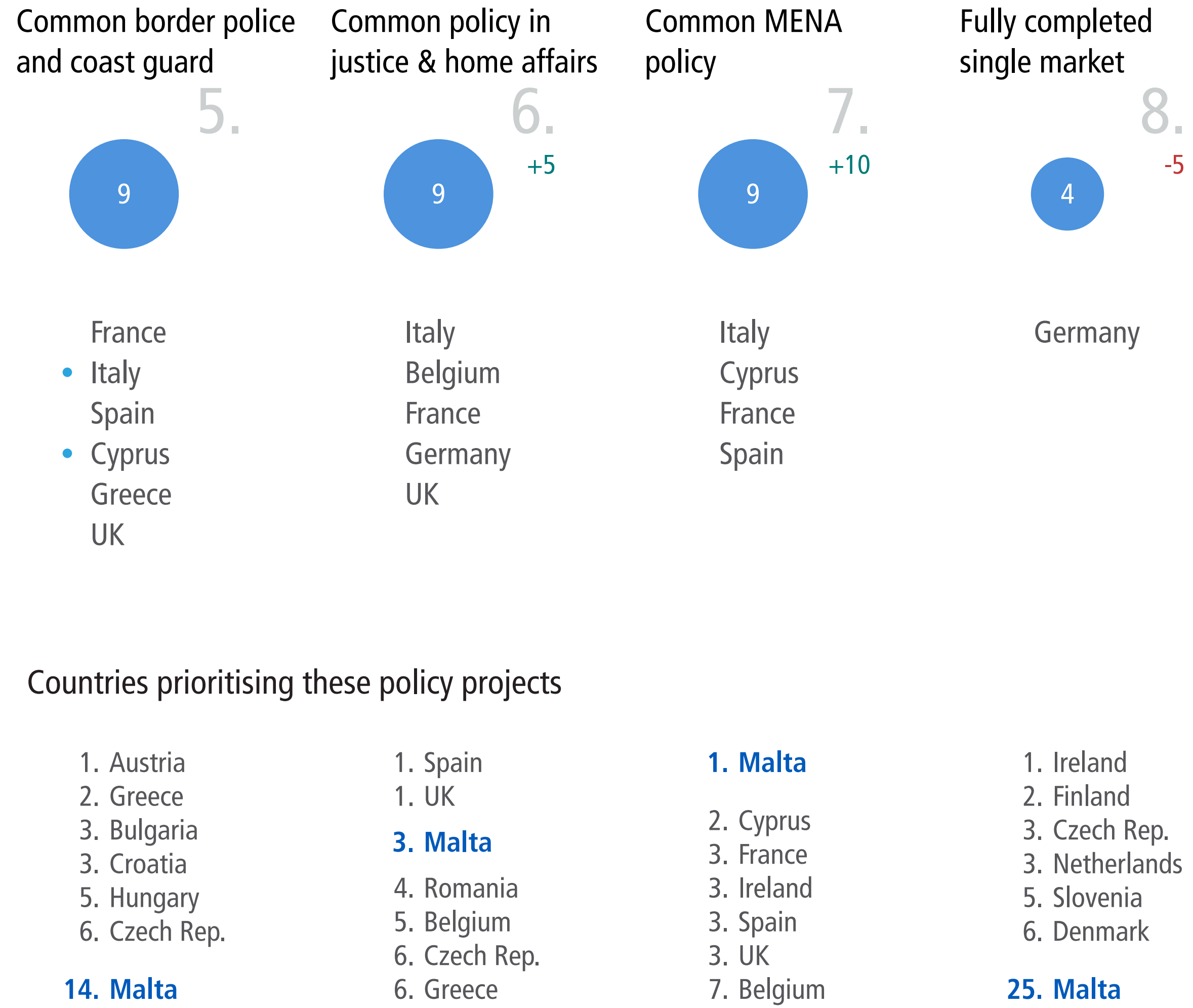
Top 4 priorities and partners' response ●

Additional priorities; partners' response ●

Help ✕

Countries	Policies
EU	Affluent Seven
Big Six	Southern Seven
Founding Six	Visegrád Four
Austria	Italy
Belgium	Latvia
Bulgaria	Lithuania
Croatia	Luxembourg
Cyprus	<b>Malta</b>
Czech Rep.	Netherlands
Denmark	Poland
Estonia	Portugal
Finland	Romania
France	Slovakia
Germany	Slovenia
Greece	Spain
Hungary	Sweden
Ireland	UK

- Policies & Partners Overview
- Preferred Actor Level
- Preferred Actor Level (Public View)
- Priorities and Favoured Partners**



# Priorities and Favoured Partners

## Votes by Netherlands

Q12

“What policy projects have the highest priority for your country's government? Which countries are favoured partners for cooperating on these priorities?”

Policies sorted by list

Policies sorted by priority

Top 4 priorities and partners' response ●

Additional priorities; partners' response ●

Countries	Policies
EU	Affluent Seven
Big Six	Southern Seven
Founding Six	Visegrád Four
Austria	Italy
Belgium	Latvia
Bulgaria	Lithuania
Croatia	Luxembourg
Cyprus	Malta
Czech Rep.	<b>Netherlands</b>
Denmark	Poland
Estonia	Portugal
Finland	Romania
France	Slovakia
Germany	Slovenia
Greece	Spain
Hungary	Sweden
Ireland	UK



Policies & Partners Overview

Preferred Actor Level

Preferred Actor Level (Public View)

**Priorities and Favoured Partners**

Number of respondents: 24. Numbers in circles show percentage of votes



# Priorities and Favoured Partners Votes by Netherlands

Q12

“What policy projects have the highest priority for your country's government? Which countries are favoured partners for cooperating on these priorities?”

Policies sorted by list

Policies sorted by priority

Top 4 priorities and partners' response ●

Additional priorities; partners' response ●

Countries	Policies
EU	Affluent Seven
Big Six	Southern Seven
Founding Six	Visegrád Four
Austria	Italy
Belgium	Latvia
Bulgaria	Lithuania
Croatia	Luxembourg
Cyprus	Malta
Czech Rep.	<b>Netherlands</b>
Denmark	Poland
Estonia	Portugal
Finland	Romania
France	Slovakia
Germany	Slovenia
Greece	Spain
Hungary	Sweden
Ireland	UK



Policies with equal percentage are sorted according to EU results. Small numbers indicate a two rank (or more) deviation from the EU ranking results

- Policies & Partners Overview
- Preferred Actor Level
- Preferred Actor Level (Public View)
- Priorities and Favoured Partners**

# Priorities and Favoured Partners Votes by Netherlands

Q12

“What policy projects have the highest priority for your country's government? Which countries are favoured partners for cooperating on these priorities?”

Policies sorted by list

Policies sorted by priority

Top 4 priorities and partners' response ●

Additional priorities; partners' response ●

Help ✕

Countries	Policies
EU	Affluent Seven
Big Six	Southern Seven
Founding Six	Visegrád Four
Austria	Italy
Belgium	Latvia
Bulgaria	Lithuania
Croatia	Luxembourg
Cyprus	Malta
Czech Rep.	<b>Netherlands</b>
Denmark	Poland
Estonia	Portugal
Finland	Romania
France	Slovakia
Germany	Slovenia
Greece	Spain
Hungary	Sweden
Ireland	UK

- Policies & Partners Overview
- Preferred Actor Level
- Preferred Actor Level (Public View)
- Priorities and Favoured Partners**

## Common immigration and asylum policy



- Germany
- France
- Italy
- Austria
- Spain
- Belgium

### Countries prioritising these policy projects

1. Malta
2. Austria
3. Germany
4. Cyprus
4. Greece
4. Slovenia
8. **Netherlands**

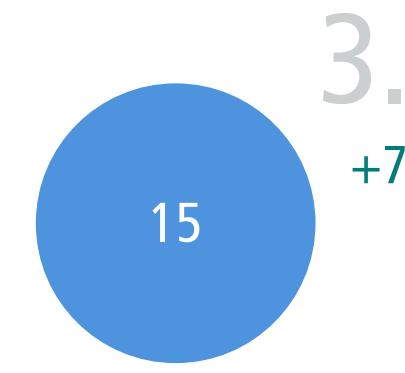
## Fully completed single market



- Germany
- France
- Denmark
- Poland
- Sweden
- Belgium
- Spain

1. Ireland
2. Finland
3. Czech Rep.
3. **Netherlands**
5. Slovenia
6. Denmark
6. Hungary

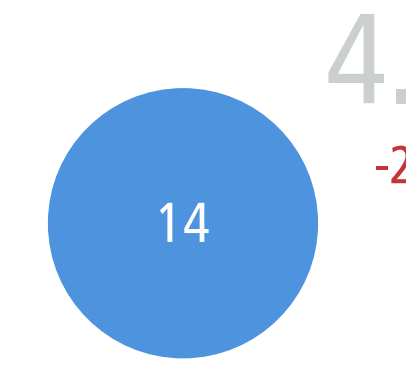
## Single climate policy



- France
- Germany
- Sweden
- Denmark
- Belgium
- Finland
- UK

1. **Netherlands**
2. UK
3. Sweden
4. Denmark
4. Portugal
6. Belgium
6. France

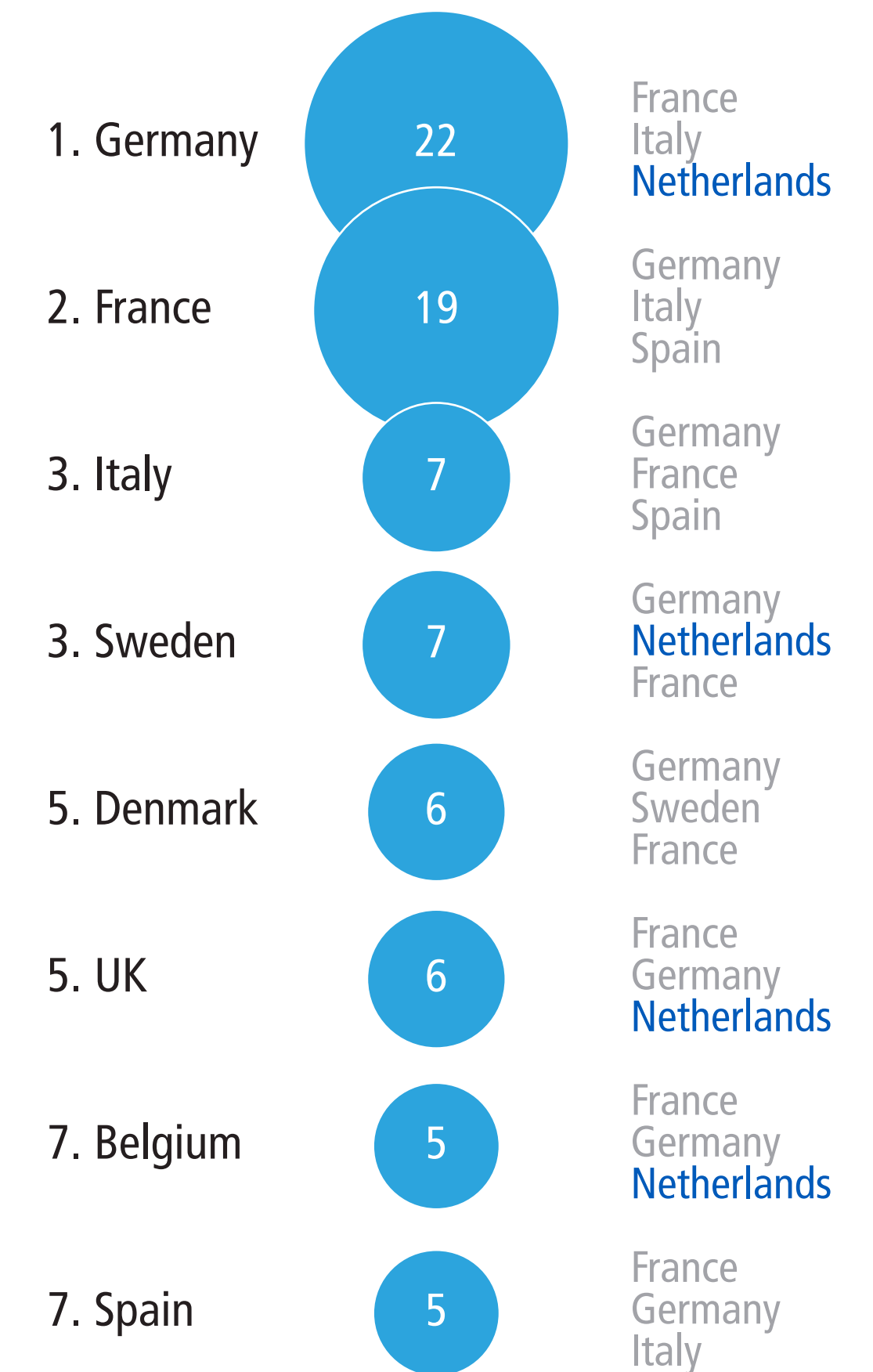
## Single fiscal policy & Eurozone govern.



- Germany
- Finland
- Austria
- France
- Ireland
- Sweden

1. Slovenia
2. France
3. Greece
4. Belgium
4. Ireland
4. Italy
9. **Netherlands**

## Netherlands's favoured partners for all policy projects; partners' choices



# Priorities and Favoured Partners Votes by Netherlands

Q12

“What policy projects have the highest priority for your country's government? Which countries are favoured partners for cooperating on these priorities?”

Policies sorted by list

Policies sorted by priority

Top 4 priorities and partners' response ●

Additional priorities; partners' response ●

Help ✕

Countries	Policies
EU	Affluent Seven
Big Six	Southern Seven
Founding Six	Visegrád Four
Austria	Italy
Belgium	Latvia
Bulgaria	Lithuania
Croatia	Luxembourg
Cyprus	Malta
Czech Rep.	<b>Netherlands</b>
Denmark	Poland
Estonia	Portugal
Finland	Romania
France	Slovakia
Germany	Slovenia
Greece	Spain
Hungary	Sweden
Ireland	UK

- Policies & Partners Overview
- Preferred Actor Level
- Preferred Actor Level (Public View)
- Priorities and Favoured Partners**

## Common digital policy




- France
- Germany
- Estonia
- Sweden
- Denmark

### Countries prioritising these policy projects

- Ireland
- Luxembourg
- Estonia
- 3. Netherlands**
- Austria
- Czech Rep.
- Finland

## Integrated foreign & security policy




- Germany
- France
- Poland
- UK
- Belgium
- Italy
- Spain

- Greece
- Finland
- Romania
- 4. Belgium**
- Croatia
- Malta

**21. Netherlands**

## Common energy policy



- Germany
- France
- Italy
- Poland
- Sweden
- Austria
- UK

- Lithuania
- Poland
- Slovakia
- Bulgaria
- Cyprus
- Latvia

**15. Netherlands**

## Common border police and coast guard

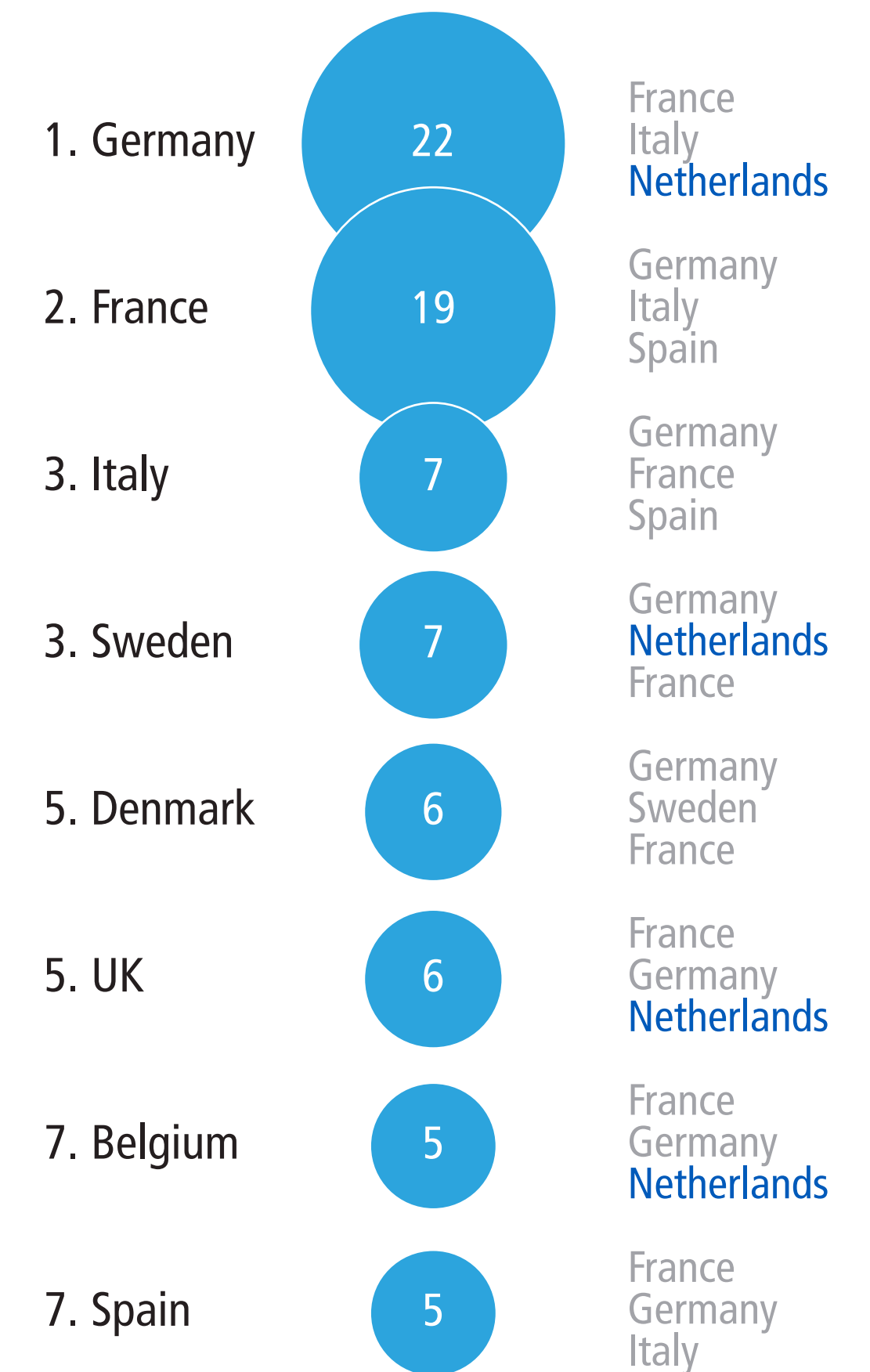


- France
- Greece
- Italy
- Germany
- Spain
- Austria
- UK

- Austria
- Greece
- Bulgaria
- Croatia
- Hungary
- Czech Rep.

**20. Netherlands**

## Netherlands's favoured partners for all policy projects; partners' choices





# Priorities and Favoured Partners Votes by Poland

Q12

“What policy projects have the highest priority for your country's government? Which countries are favoured partners for cooperating on these priorities?”

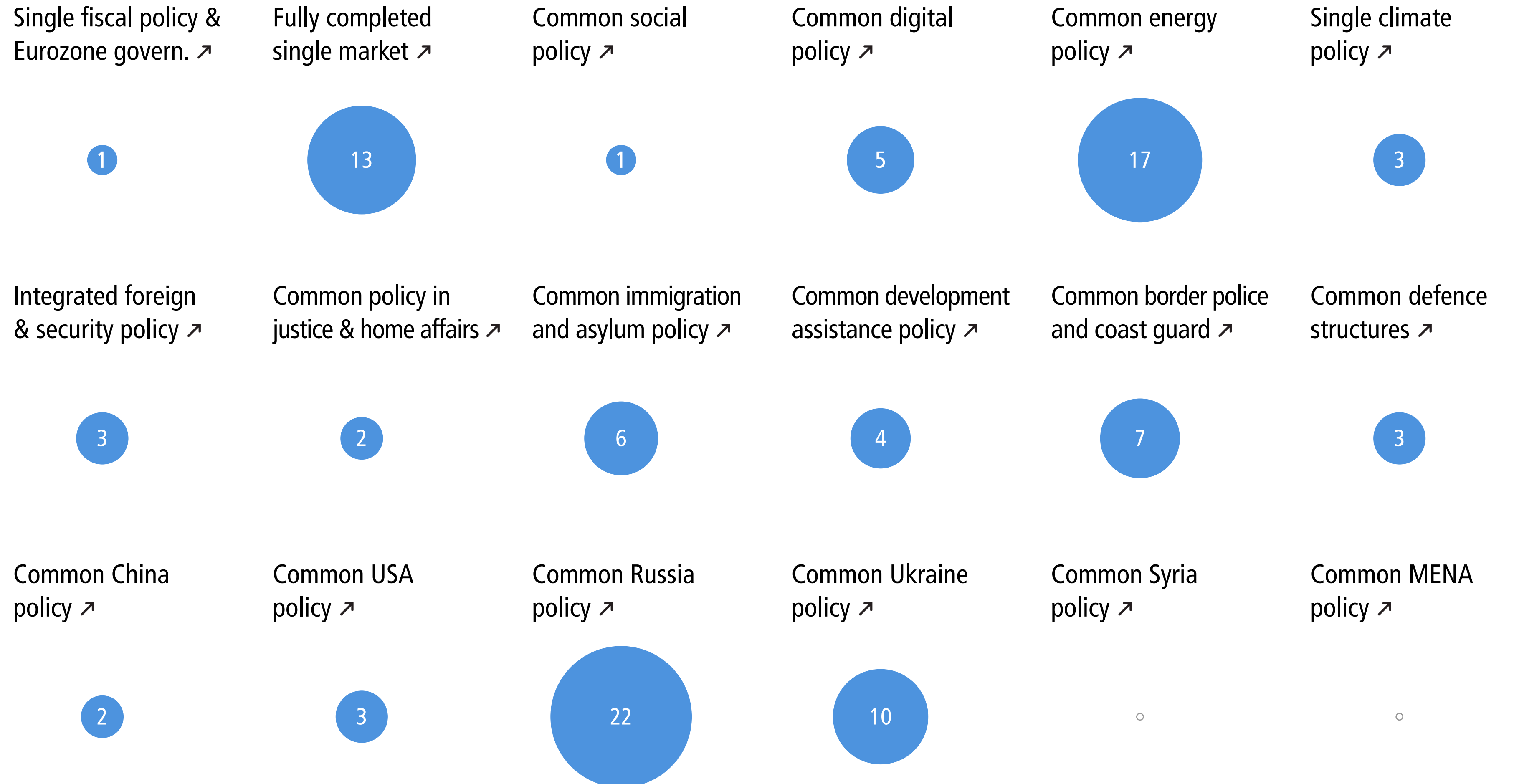
Policies sorted by list

Policies sorted by priority

Top 4 priorities and partners' response ●

Additional priorities; partners' response ●

Countries	Policies
EU	Affluent Seven
Big Six	Southern Seven
Founding Six	Visegrád Four
Austria	Italy
Belgium	Latvia
Bulgaria	Lithuania
Croatia	Luxembourg
Cyprus	Malta
Czech Rep.	Netherlands
Denmark	<b>Poland</b>
Estonia	Portugal
Finland	Romania
France	Slovakia
Germany	Slovenia
Greece	Spain
Hungary	Sweden
Ireland	UK



Policies & Partners Overview  
 Preferred Actor Level  
 Preferred Actor Level (Public View)

Priorities and Favoured Partners

Number of respondents: 27. Numbers in circles show percentage of votes

# Priorities and Favoured Partners Votes by Poland

Q12

“What policy projects have the highest priority for your country's government? Which countries are favoured partners for cooperating on these priorities?”


Policies sorted by list

Policies sorted by priority

Top 4 priorities and partners' response

Additional priorities; partners' response

Countries	Policies
EU	Affluent Seven
Big Six	Southern Seven
Founding Six	Visegrád Four
Austria	Italy
Belgium	Latvia
Bulgaria	Lithuania
Croatia	Luxembourg
Cyprus	Malta
Czech Rep.	Netherlands
Denmark	<b>Poland</b>
Estonia	Portugal
Finland	Romania
France	Slovakia
Germany	Slovenia
Greece	Spain
Hungary	Sweden
Ireland	UK



Policies with equal percentage are sorted according to EU results. Small numbers indicate a two rank (or more) deviation from the EU ranking results

- Policies & Partners Overview
- Preferred Actor Level
- Preferred Actor Level (Public View)
- Priorities and Favoured Partners**

# Priorities and Favoured Partners Votes by Poland

Q12

“What policy projects have the highest priority for your country's government? Which countries are favoured partners for cooperating on these priorities?”

Policies sorted by list

Policies sorted by priority

**Top 4 priorities and partners' response**

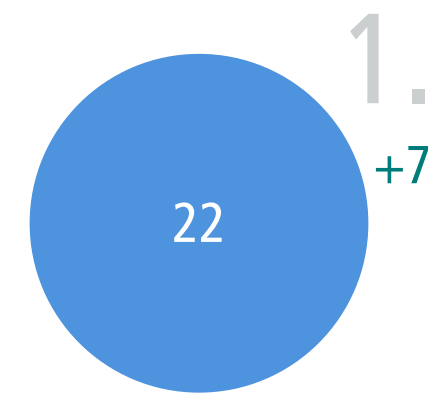
Additional priorities; partners' response

Help x

Countries	Policies
EU	Affluent Seven
Big Six	Southern Seven
Founding Six	Visegrád Four
Austria	Italy
Belgium	Latvia
Bulgaria	Lithuania
Croatia	Luxembourg
Cyprus	Malta
Czech Rep.	Netherlands
Denmark	<b>Poland</b>
Estonia	Portugal
Finland	Romania
France	Slovakia
Germany	Slovenia
Greece	Spain
Hungary	Sweden
Ireland	UK

- Policies & Partners Overview
- Preferred Actor Level
- Preferred Actor Level (Public View)
- Priorities and Favoured Partners**

## Common Russia policy

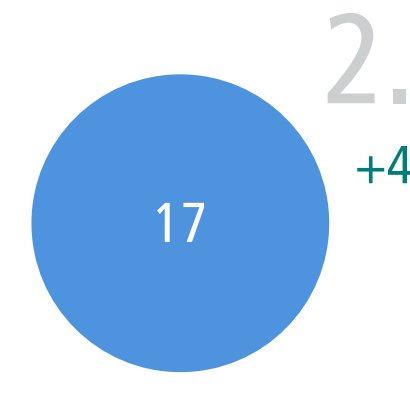


- Germany
- UK
- France
- Lithuania
- Latvia
- Estonia
- Sweden

### Countries prioritising these policy projects

- 1. Poland**
- 2. Estonia
- 3. Lithuania
- 3. UK
- 5. Latvia
- 6. Denmark
- 7. Romania

## Common energy policy



- Lithuania
- Germany
- Czech Rep.
- Slovakia
- Latvia
- Romania
- Denmark
- Estonia

- 1. Lithuania
- 1. Poland**
- 1. Slovakia
- 4. Bulgaria
- 5. Cyprus
- 6. Latvia
- 7. Croatia

## Fully completed single market



- Germany
- Hungary
- Slovakia
- Czech Rep.
- UK
- Romania

- 1. Ireland
- 2. Finland
- 3. Czech Rep.
- 3. Netherlands
- 5. Slovenia
- 6. Denmark
- 11. Poland**

## Common Ukraine policy



- Germany
- France
- UK
- Lithuania
- Sweden
- Romania
- Italy
- Latvia

- 1. Lithuania
- 2. Poland**
- 3. Denmark
- 3. Latvia
- 5. Estonia
- 6. Slovakia
- 7. UK

## Poland's favoured partners for all policy projects; partners' choices





# Priorities and Favoured Partners Votes by Poland

Q12

“What policy projects have the highest priority for your country's government? Which countries are favoured partners for cooperating on these priorities?”

Policies sorted by list

Policies sorted by priority

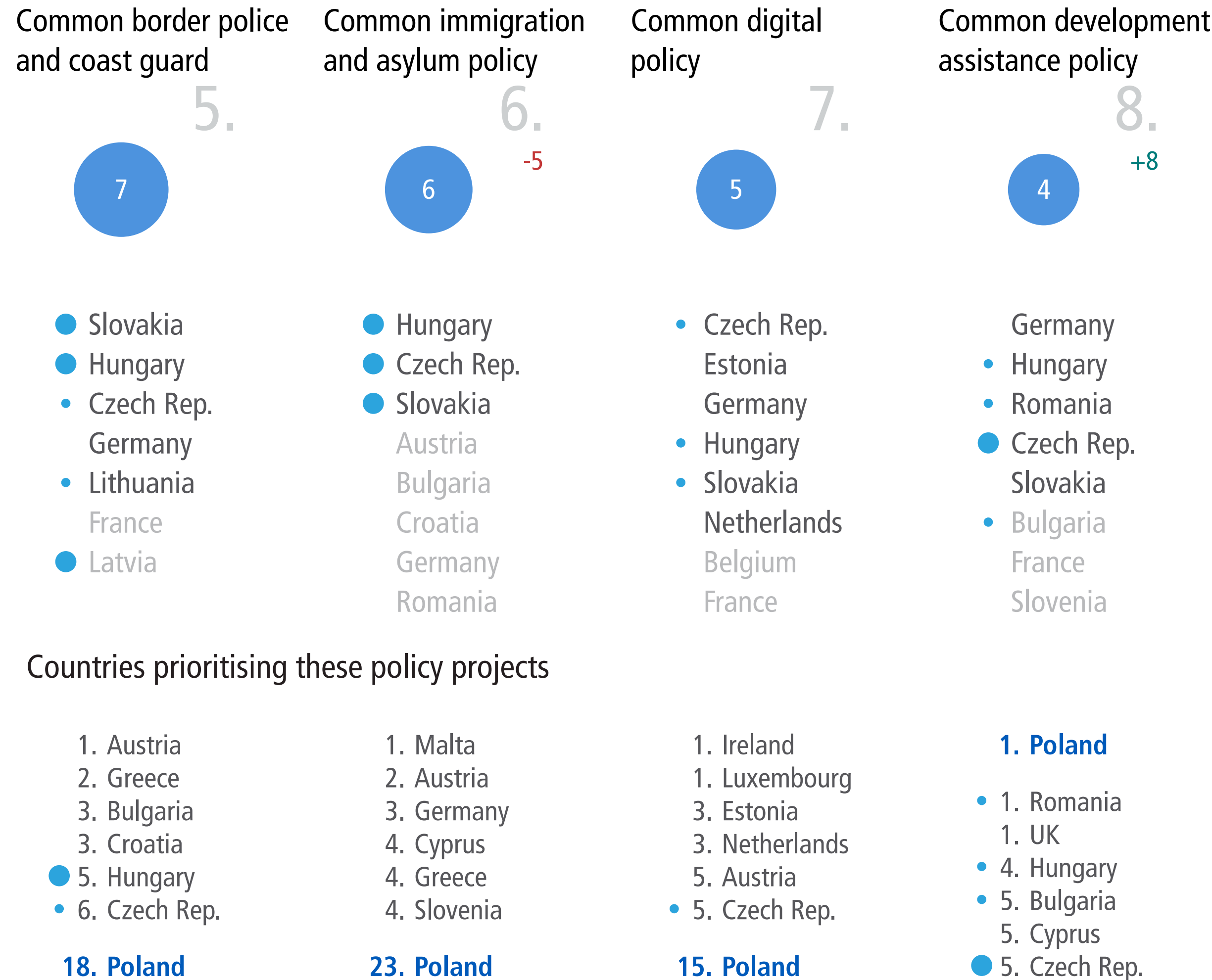
Top 4 priorities and partners' response ●

Additional priorities; partners' response ●

Help ✕

Countries	Policies
EU	Affluent Seven
Big Six	Southern Seven
Founding Six	Visegrád Four
Austria	Italy
Belgium	Latvia
Bulgaria	Lithuania
Croatia	Luxembourg
Cyprus	Malta
Czech Rep.	Netherlands
Denmark	<b>Poland</b>
Estonia	Portugal
Finland	Romania
France	Slovakia
Germany	Slovenia
Greece	Spain
Hungary	Sweden
Ireland	UK

- Policies & Partners Overview
- Preferred Actor Level
- Preferred Actor Level (Public View)
- Priorities and Favoured Partners**



# Priorities and Favoured Partners Votes by Portugal

Q12

“What policy projects have the highest priority for your country's government? Which countries are favoured partners for cooperating on these priorities?”

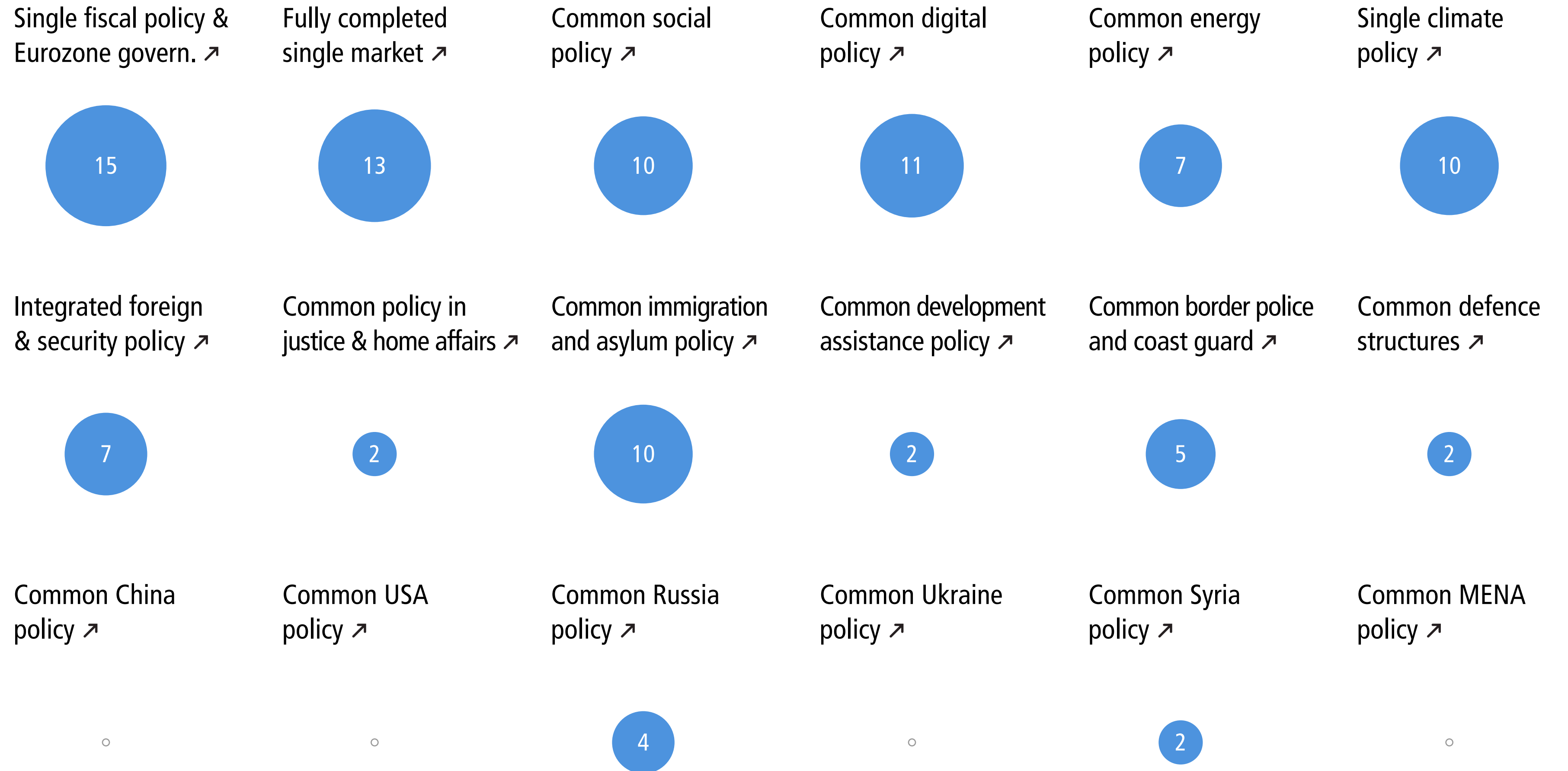
Policies sorted by list

Policies sorted by priority

Top 4 priorities and partners' response ●

Additional priorities; partners' response ●

Countries	Policies
EU	Affluent Seven
Big Six	Southern Seven
Founding Six	Visegrád Four
Austria	Italy
Belgium	Latvia
Bulgaria	Lithuania
Croatia	Luxembourg
Cyprus	Malta
Czech Rep.	Netherlands
Denmark	Poland
Estonia	<b>Portugal</b>
Finland	Romania
France	Slovakia
Germany	Slovenia
Greece	Spain
Hungary	Sweden
Ireland	UK



Policies & Partners Overview  
 Preferred Actor Level  
 Preferred Actor Level (Public View)

**Priorities and Favoured Partners**

Number of respondents: 18. Numbers in circles show percentage of votes

# Priorities and Favoured Partners Votes by Portugal

Q12

“What policy projects have the highest priority for your country's government? Which countries are favoured partners for cooperating on these priorities?”

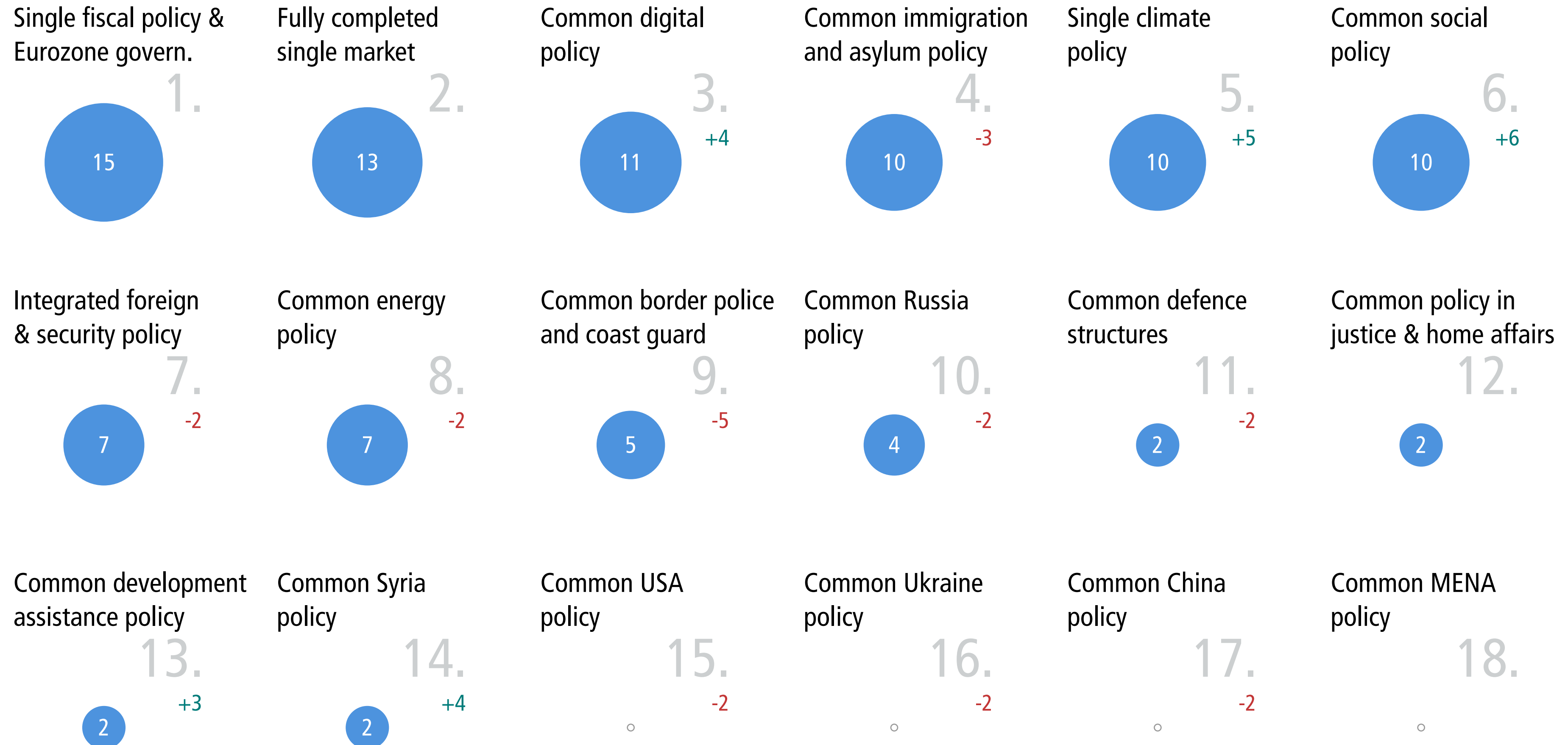
Policies sorted by list

Policies sorted by priority

Top 4 priorities and partners' response

Additional priorities; partners' response

Countries	Policies
EU	Affluent Seven
Big Six	Southern Seven
Founding Six	Visegrád Four
Austria	Italy
Belgium	Latvia
Bulgaria	Lithuania
Croatia	Luxembourg
Cyprus	Malta
Czech Rep.	Netherlands
Denmark	Poland
Estonia	<b>Portugal</b>
Finland	Romania
France	Slovakia
Germany	Slovenia
Greece	Spain
Hungary	Sweden
Ireland	UK



Policies with equal percentage are sorted according to EU results. Small numbers indicate a two rank (or more) deviation from the EU ranking results

- Policies & Partners Overview
- Preferred Actor Level
- Preferred Actor Level (Public View)
- Priorities and Favoured Partners**



# Priorities and Favoured Partners Votes by Portugal

Q12

“What policy projects have the highest priority for your country's government? Which countries are favoured partners for cooperating on these priorities?”

Policies sorted by list

Policies sorted by priority

Top 4 priorities and partners' response ●

Additional priorities; partners' response ●

Help ✕

Countries	Policies
EU	Affluent Seven
Big Six	Southern Seven
Founding Six	Visegrád Four
Austria	Italy
Belgium	Latvia
Bulgaria	Lithuania
Croatia	Luxembourg
Cyprus	Malta
Czech Rep.	Netherlands
Denmark	Poland
Estonia	<b>Portugal</b>
Finland	Romania
France	Slovakia
Germany	Slovenia
Greece	Spain
Hungary	Sweden
Ireland	UK

- Policies & Partners Overview
- Preferred Actor Level
- Preferred Actor Level (Public View)
- Priorities and Favoured Partners**

## Single fiscal policy & Eurozone govern.



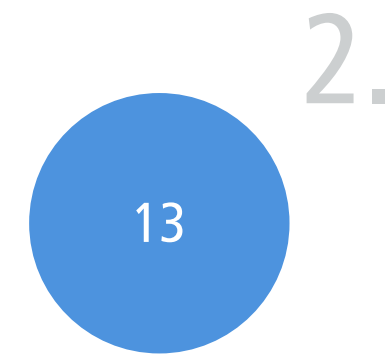
- France
- Spain
- Germany
- Italy

### Countries prioritising these policy projects

- Slovenia
- France
- Greece
- Belgium
- Ireland
- Italy

4. Portugal

## Fully completed single market



- Germany
- France
- Spain
- Italy

- Ireland
- Finland
- Czech Rep.
- Netherlands
- Slovenia
- Denmark

11. Portugal

## Common digital policy



- France
- Germany
- Spain
- Italy
- Estonia
- UK

- Ireland
- Luxembourg
- Estonia
- Netherlands
- Austria
- Czech Rep.

5. Portugal

## Common immigration and asylum policy

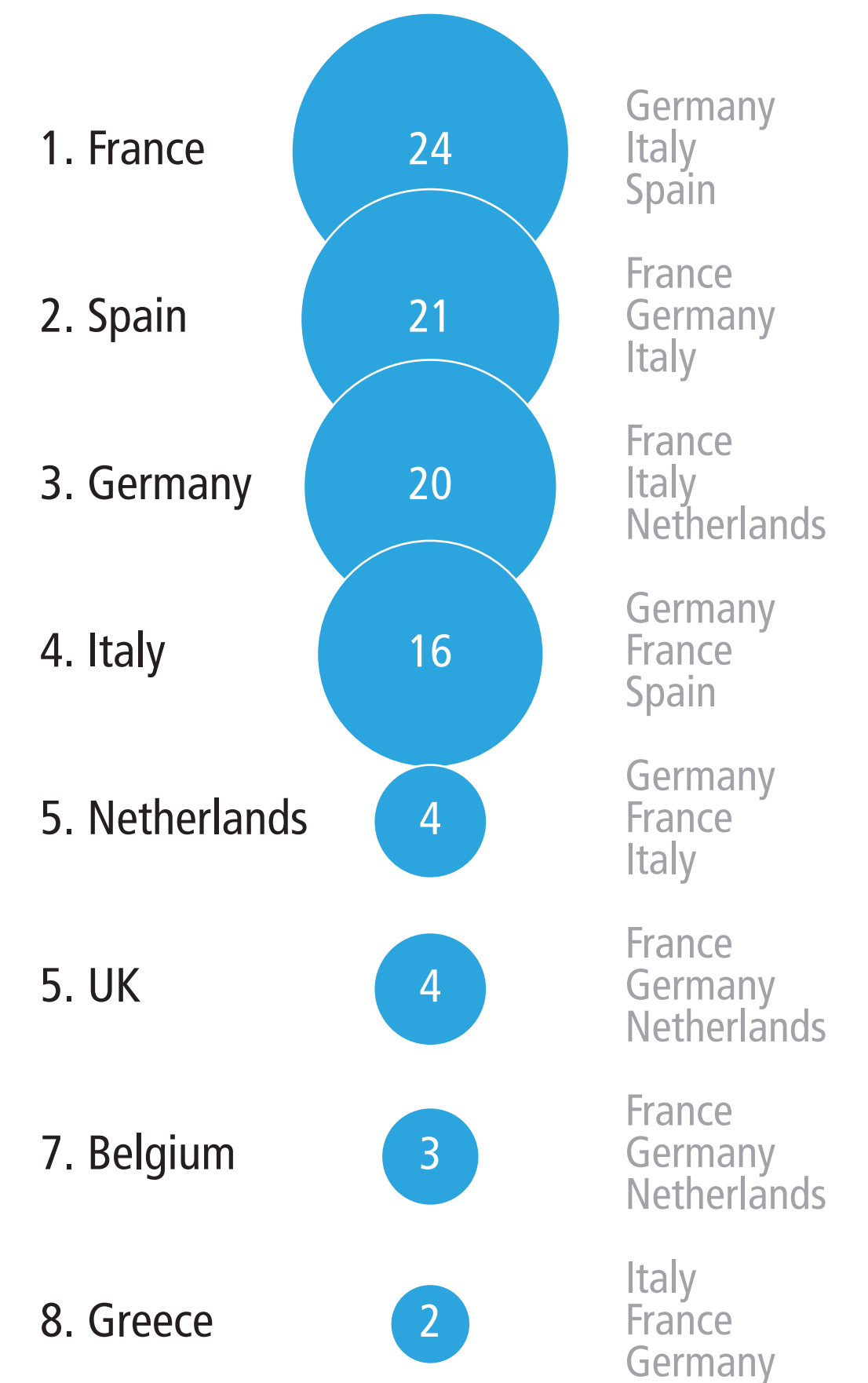


- France
- Germany
- Italy
- Spain
- Belgium

- Malta
- Austria
- Germany
- Cyprus
- Greece
- Slovenia

17. Portugal

## Portugal's favoured partners for all policy projects; partners' choices



# Priorities and Favoured Partners Votes by Portugal

Q12

“What policy projects have the highest priority for your country's government? Which countries are favoured partners for cooperating on these priorities?”

Policies sorted by list

Policies sorted by priority

Top 4 priorities and partners' response ●

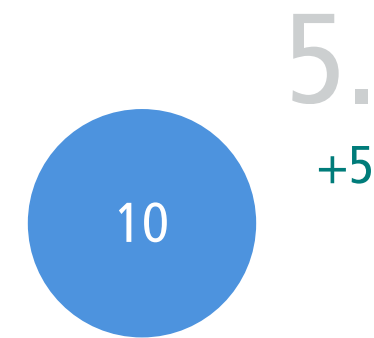
Additional priorities; partners' response ●

Help ✕

Countries	Policies
EU	Affluent Seven
Big Six	Southern Seven
Founding Six	Visegrád Four
Austria	Italy
Belgium	Latvia
Bulgaria	Lithuania
Croatia	Luxembourg
Cyprus	Malta
Czech Rep.	Netherlands
Denmark	Poland
Estonia	<b>Portugal</b>
Finland	Romania
France	Slovakia
Germany	Slovenia
Greece	Spain
Hungary	Sweden
Ireland	UK

- Policies & Partners Overview
- Preferred Actor Level
- Preferred Actor Level (Public View)
- Priorities and Favoured Partners**

## Single climate policy

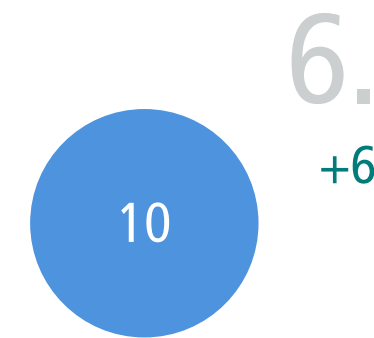


- France
- Germany
- Spain
- Italy

### Countries prioritising these policy projects

- Netherlands
- UK
- Sweden
- Denmark
- Portugal**
- Belgium
- France

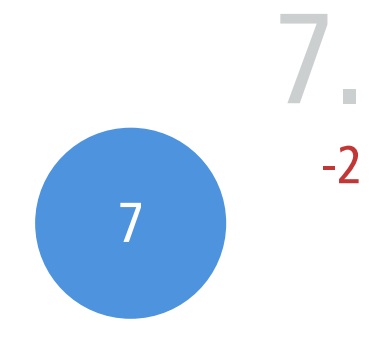
## Common social policy



- France
- Spain
- Italy
- Greece
- Germany

- Malta
- Portugal**
- Romania
- Greece
- Slovakia
- Sweden
- Austria

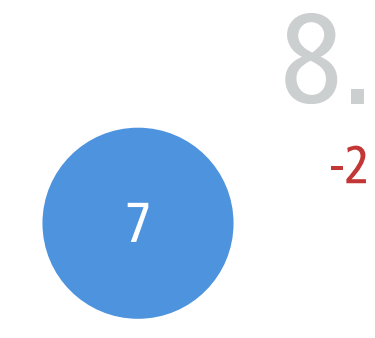
## Integrated foreign & security policy



- France
- Germany
- Spain
- Italy
- Netherlands
- UK

- Greece
- Finland
- Romania
- Belgium
- Croatia
- Malta
- Portugal**

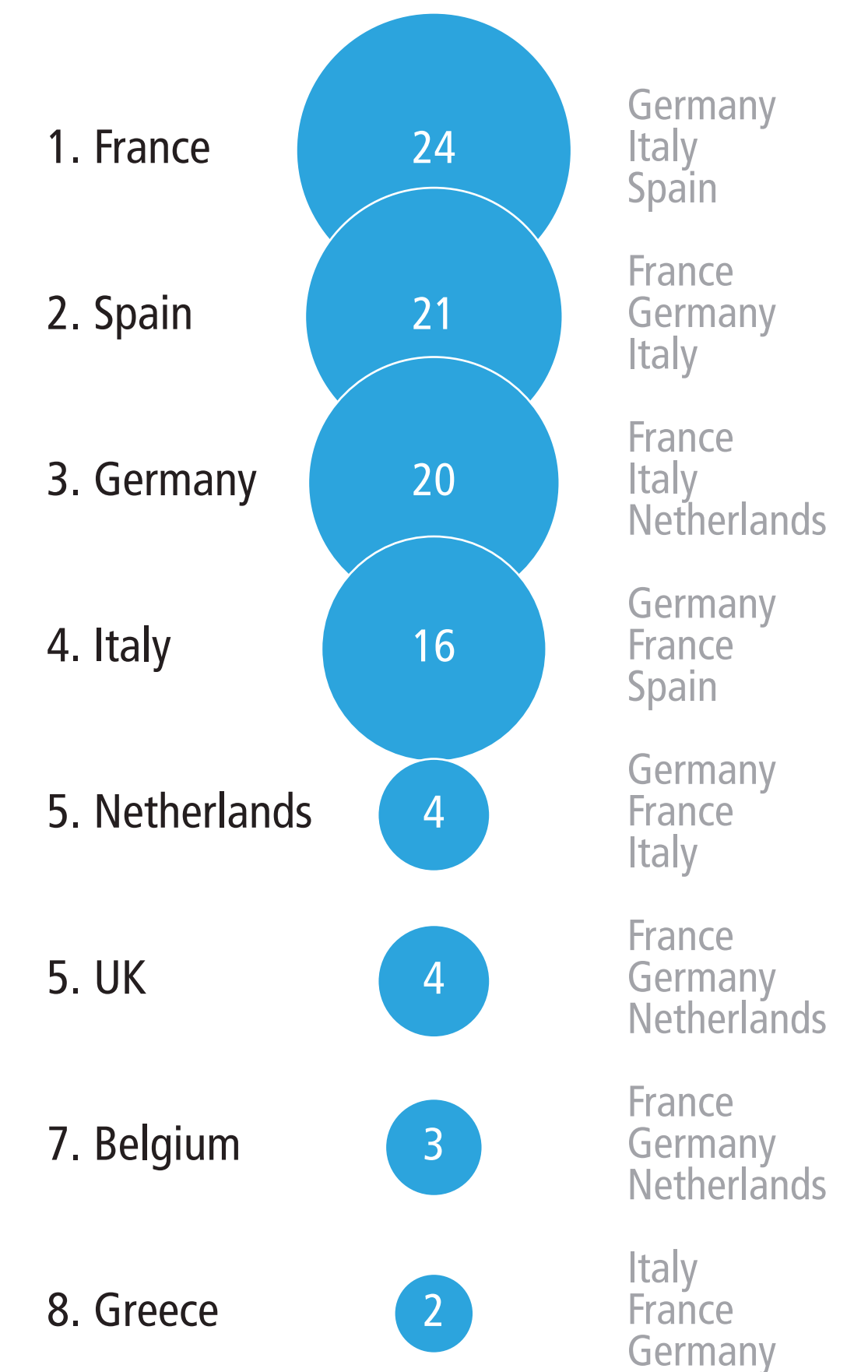
## Common energy policy



- Spain
- France
- Germany
- Italy
- Belgium
- Netherlands

- Lithuania
- Poland
- Slovakia
- Bulgaria
- Cyprus
- Latvia
- Portugal**

## Portugal's favoured partners for all policy projects; partners' choices



# Priorities and Favoured Partners

## Votes by Romania

Q12

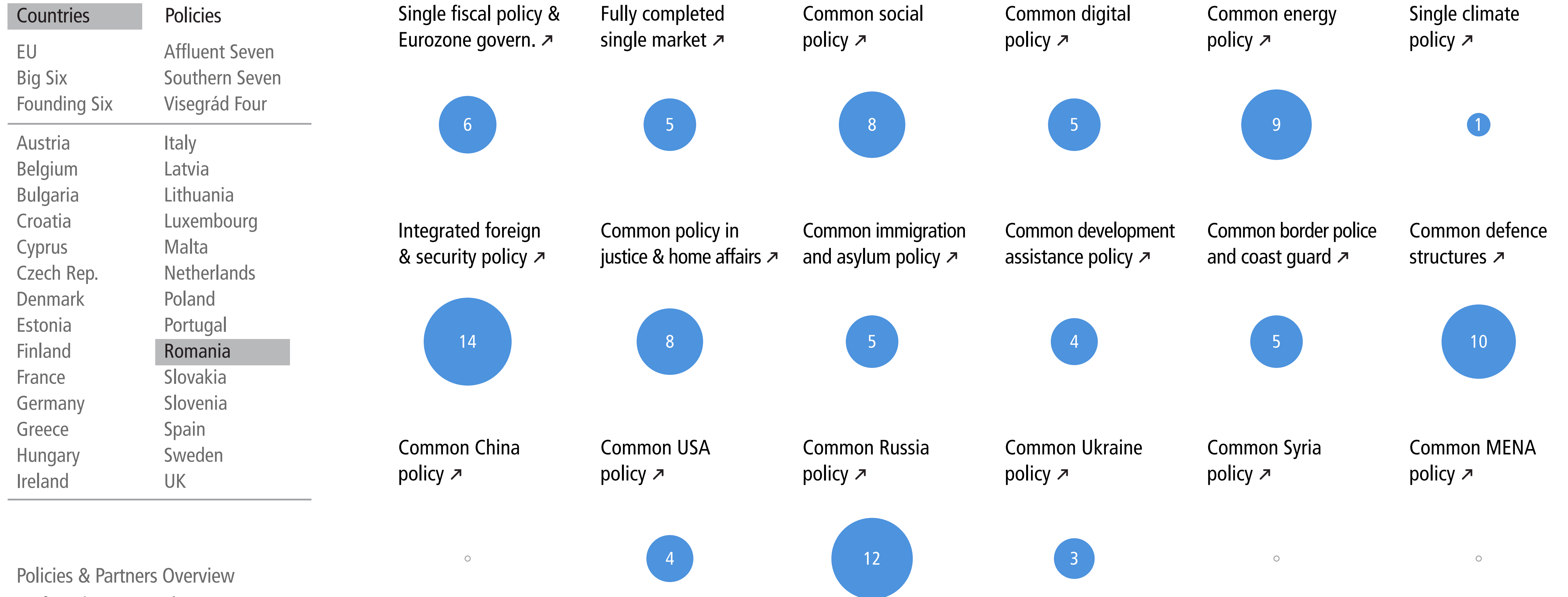
“What policy projects have the highest priority for your country's government? Which countries are favoured partners for cooperating on these priorities?”

Policies sorted by list

Policies sorted by priority

Top 4 priorities and partners' response ●

Additional priorities; partners' response ●



Policies & Partners Overview

Preferred Actor Level

Preferred Actor Level (Public View)

**Priorities and Favoured Partners**

Number of respondents: 16. Numbers in circles show percentage of votes



# Priorities and Favoured Partners Votes by Romania

Q12

“What policy projects have the highest priority for your country's government? Which countries are favoured partners for cooperating on these priorities?”

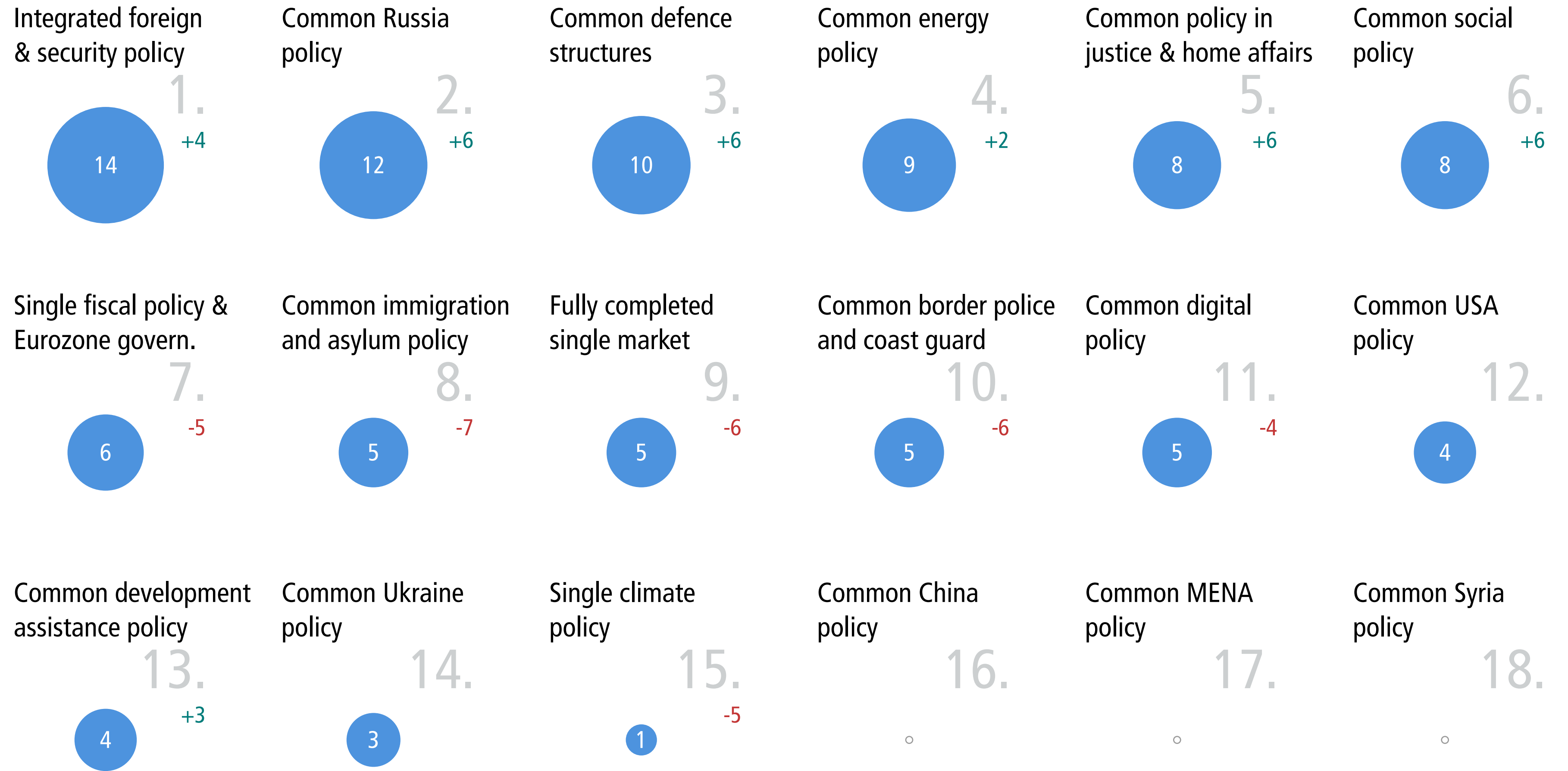
Policies sorted by list

Policies sorted by priority

Top 4 priorities and partners' response

Additional priorities; partners' response

Countries	Policies
EU	Affluent Seven
Big Six	Southern Seven
Founding Six	Visegrád Four
Austria	Italy
Belgium	Latvia
Bulgaria	Lithuania
Croatia	Luxembourg
Cyprus	Malta
Czech Rep.	Netherlands
Denmark	Poland
Estonia	Portugal
Finland	<b>Romania</b>
France	Slovakia
Germany	Slovenia
Greece	Spain
Hungary	Sweden
Ireland	UK



Policies with equal percentage are sorted according to EU results. Small numbers indicate a two rank (or more) deviation from the EU ranking results

- Policies & Partners Overview
- Preferred Actor Level
- Preferred Actor Level (Public View)
- Priorities and Favoured Partners**

# Priorities and Favoured Partners Votes by Romania

Q12

“What policy projects have the highest priority for your country's government? Which countries are favoured partners for cooperating on these priorities?”

Policies sorted by list

Policies sorted by priority

Top 4 priorities and partners' response ●

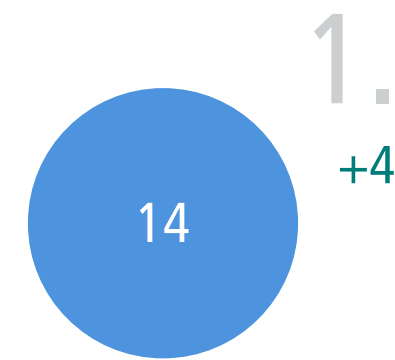
Additional priorities; partners' response ●

Help ✕

Countries	Policies
EU	Affluent Seven
Big Six	Southern Seven
Founding Six	Visegrád Four
Austria	Italy
Belgium	Latvia
Bulgaria	Lithuania
Croatia	Luxembourg
Cyprus	Malta
Czech Rep.	Netherlands
Denmark	Poland
Estonia	Portugal
Finland	<b>Romania</b>
France	Slovakia
Germany	Slovenia
Greece	Spain
Hungary	Sweden
Ireland	UK

- Policies & Partners Overview
- Preferred Actor Level
- Preferred Actor Level (Public View)
- Priorities and Favoured Partners**

## Integrated foreign & security policy

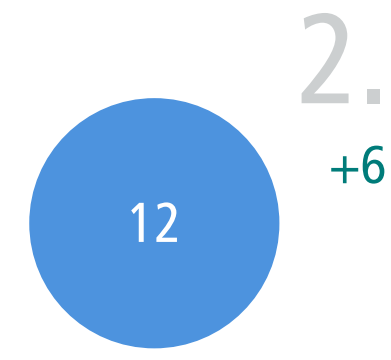


- France
- Germany
- Poland
- UK
- Bulgaria
- Denmark

### Countries prioritising these policy projects

- Greece
- Finland
- 2. Romania**
- Belgium
- Croatia
- Malta
- Cyprus

## Common Russia policy



- Poland
- Germany
- France
- Lithuania
- Latvia
- UK

- Poland
- Estonia
- Lithuania
- UK
- Latvia
- Denmark
- 7. Romania**


## Common defence structures



- France
- Germany
- Poland
- UK
- Austria
- Belgium
- Italy
- Spain

- Hungary
- Latvia
- 2. Romania**
- Finland
- France
- Cyprus
- Czech Rep.

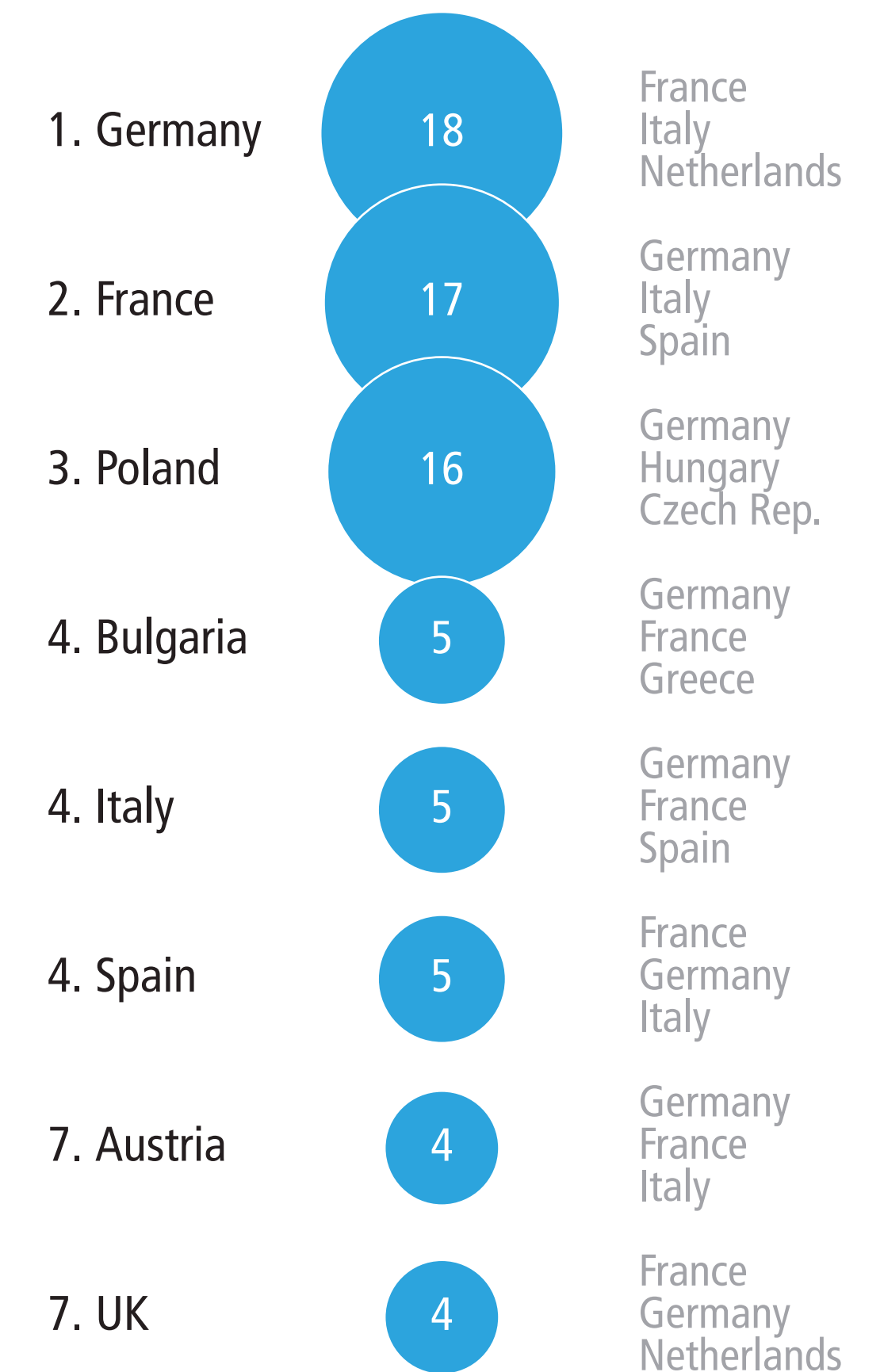
## Common energy policy



- Germany
- Bulgaria
- Poland
- Sweden
- Austria
- Croatia
- Denmark
- France

- Lithuania
- Poland
- Slovakia
- 4. Bulgaria
- Cyprus
- Latvia
- 10. Romania**

## Romania's favoured partners for all policy projects; partners' choices



# Priorities and Favoured Partners Votes by Romania

Q12

“What policy projects have the highest priority for your country's government? Which countries are favoured partners for cooperating on these priorities?”

Policies sorted by list

Policies sorted by priority

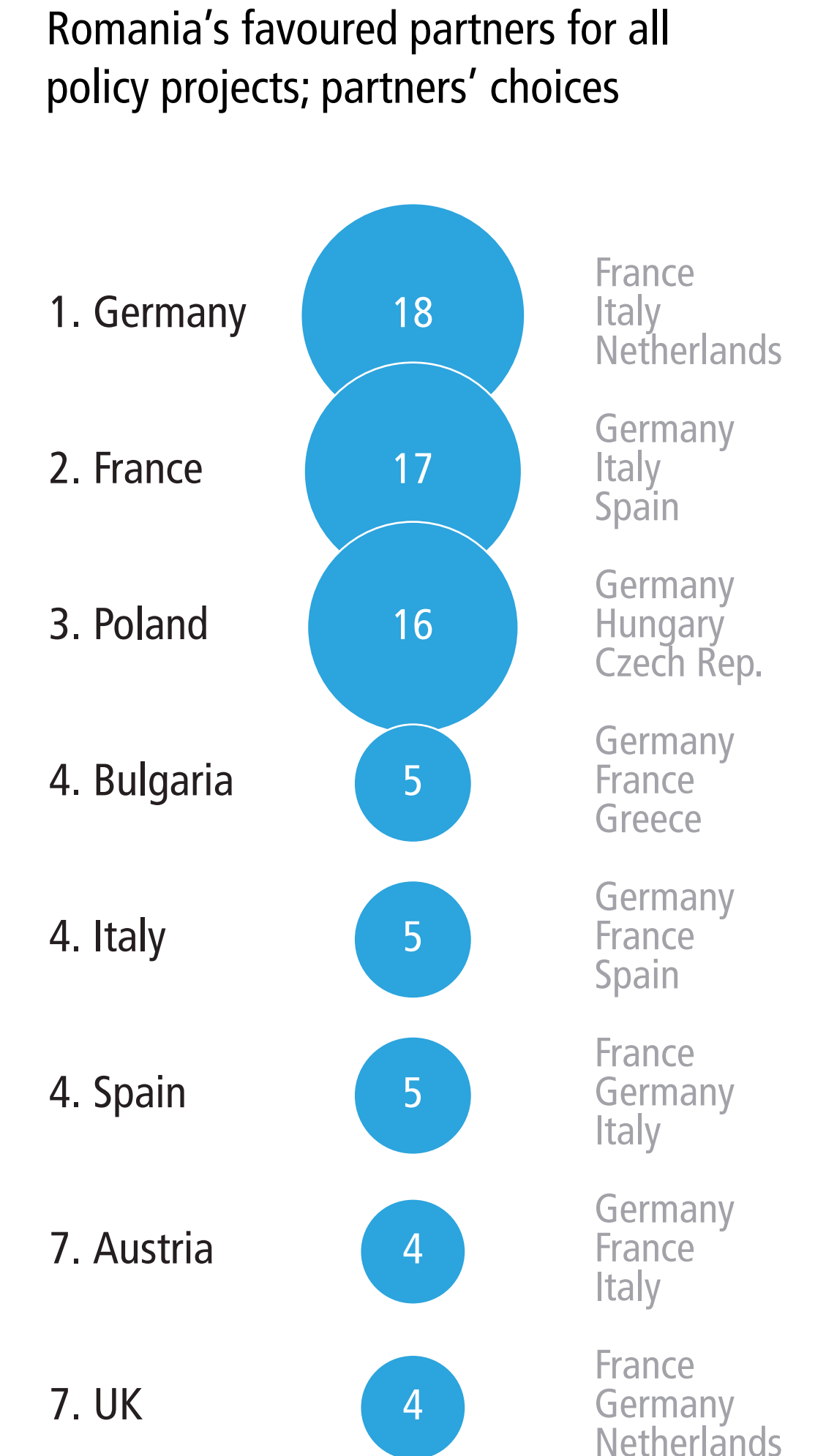
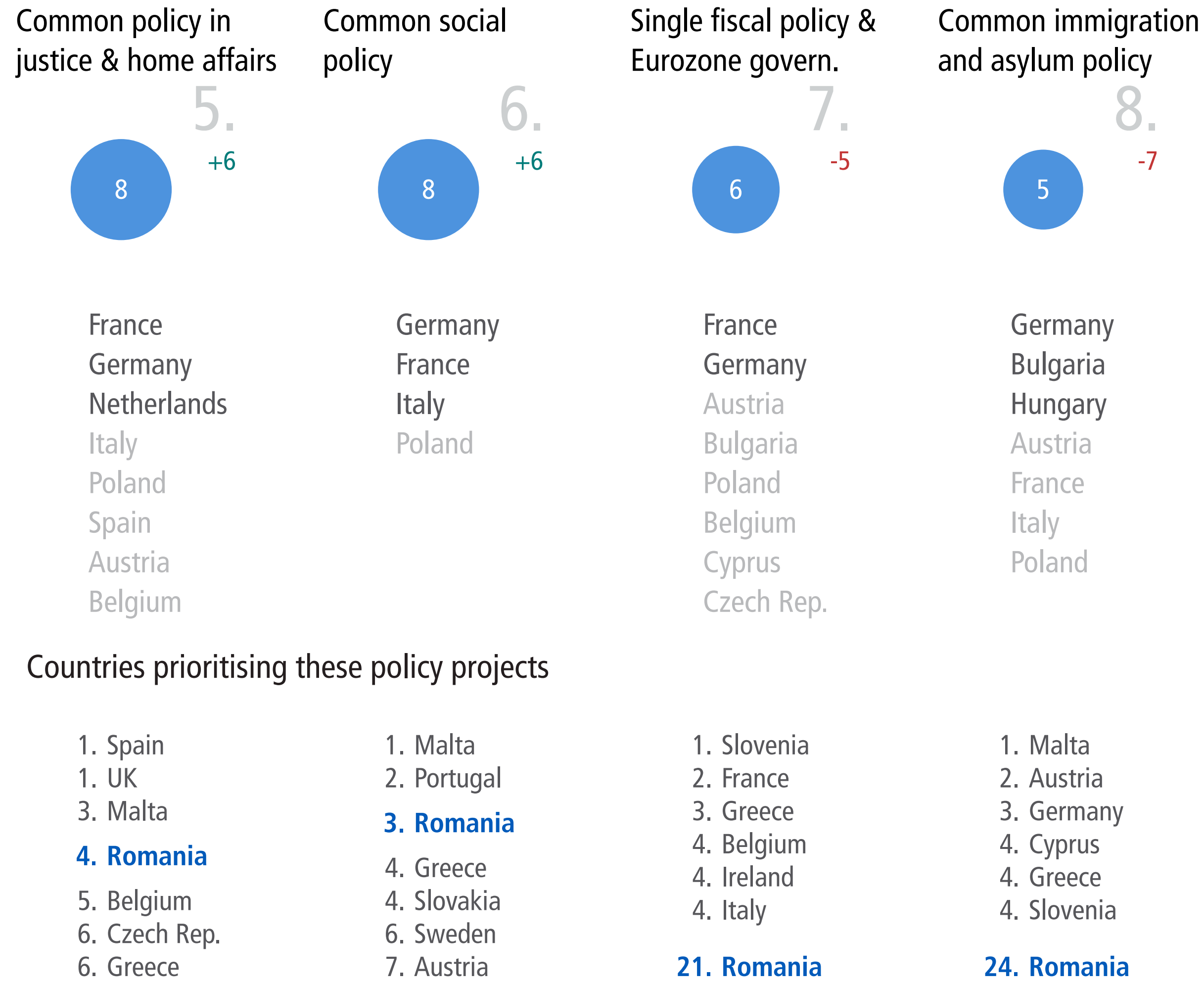
Top 4 priorities and partners' response ●

Additional priorities; partners' response ●

Help ✕

Countries	Policies
EU	Affluent Seven
Big Six	Southern Seven
Founding Six	Visegrád Four
Austria	Italy
Belgium	Latvia
Bulgaria	Lithuania
Croatia	Luxembourg
Cyprus	Malta
Czech Rep.	Netherlands
Denmark	Poland
Estonia	Portugal
Finland	<b>Romania</b>
France	Slovakia
Germany	Slovenia
Greece	Spain
Hungary	Sweden
Ireland	UK

- Policies & Partners Overview
- Preferred Actor Level
- Preferred Actor Level (Public View)
- Priorities and Favoured Partners**





# Priorities and Favoured Partners

## Votes by Slovakia

Q12

“What policy projects have the highest priority for your country's government? Which countries are favoured partners for cooperating on these priorities?”

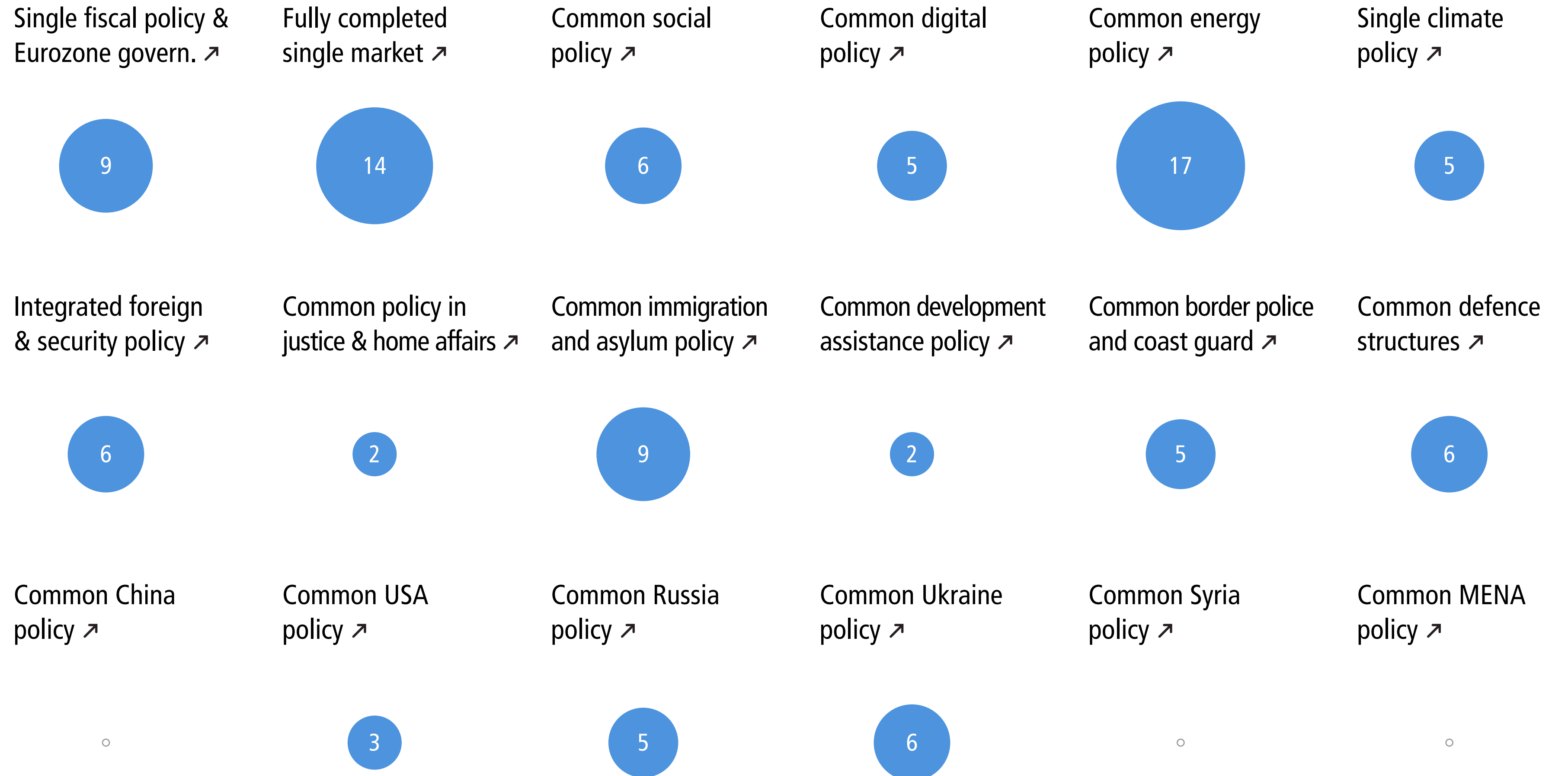
Policies sorted by list

Policies sorted by priority

Top 4 priorities and partners' response ●

Additional priorities; partners' response ●

Countries	Policies
EU	Affluent Seven
Big Six	Southern Seven
Founding Six	Visegrád Four
Austria	Italy
Belgium	Latvia
Bulgaria	Lithuania
Croatia	Luxembourg
Cyprus	Malta
Czech Rep.	Netherlands
Denmark	Poland
Estonia	Portugal
Finland	Romania
France	<b>Slovakia</b>
Germany	Slovenia
Greece	Spain
Hungary	Sweden
Ireland	UK



Policies & Partners Overview

Preferred Actor Level

Preferred Actor Level (Public View)

**Priorities and Favoured Partners**

Number of respondents: 15. Numbers in circles show percentage of votes

# Priorities and Favoured Partners Votes by Slovakia

Q12

“What policy projects have the highest priority for your country's government? Which countries are favoured partners for cooperating on these priorities?”

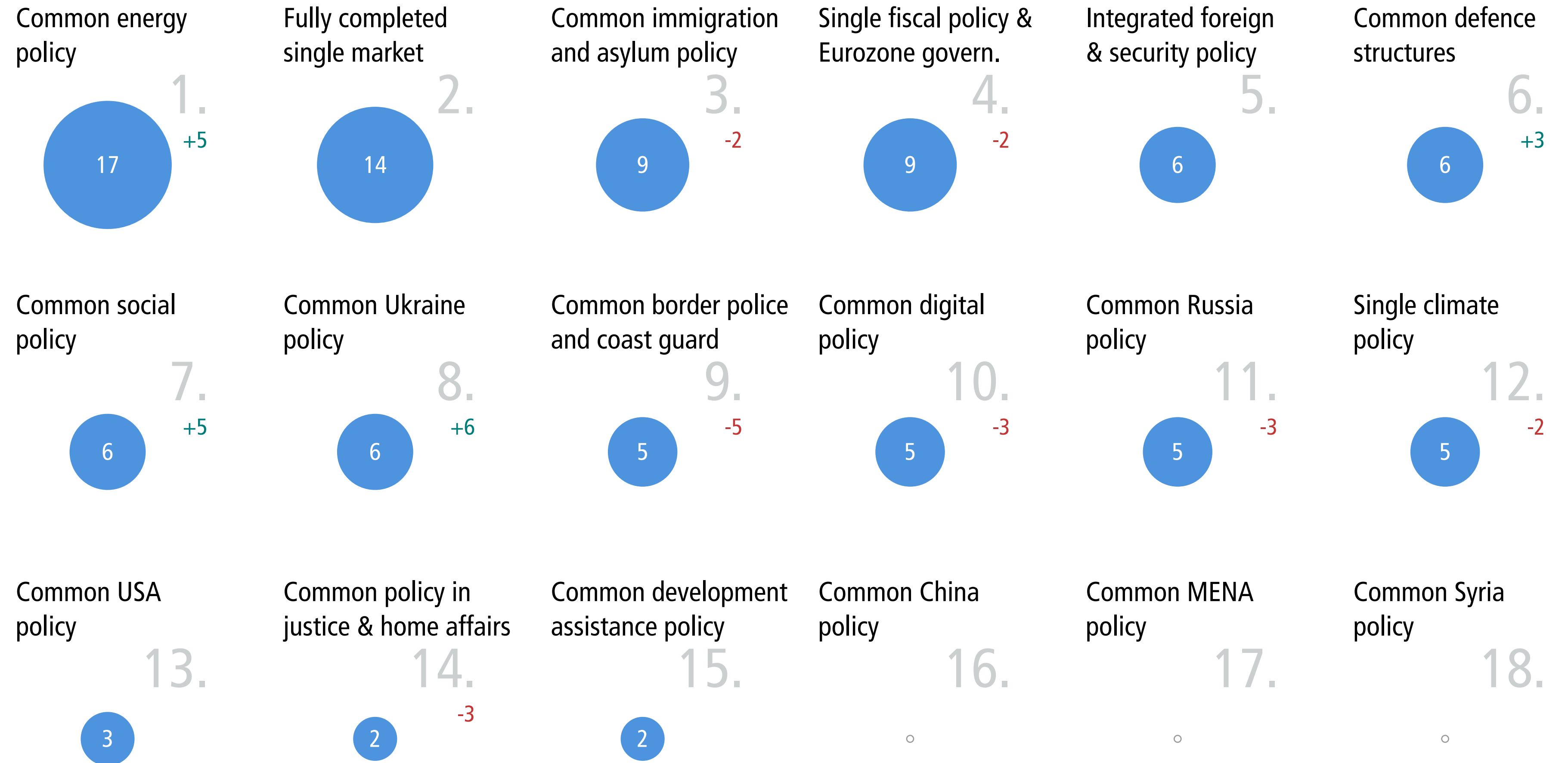
Policies sorted by list

Policies sorted by priority

Top 4 priorities and partners' response

Additional priorities; partners' response

Countries	Policies
EU	Affluent Seven
Big Six	Southern Seven
Founding Six	Visegrád Four
Austria	Italy
Belgium	Latvia
Bulgaria	Lithuania
Croatia	Luxembourg
Cyprus	Malta
Czech Rep.	Netherlands
Denmark	Poland
Estonia	Portugal
Finland	Romania
France	<b>Slovakia</b>
Germany	Slovenia
Greece	Spain
Hungary	Sweden
Ireland	UK



Policies with equal percentage are sorted according to EU results. Small numbers indicate a two rank (or more) deviation from the EU ranking results

- Policies & Partners Overview
- Preferred Actor Level
- Preferred Actor Level (Public View)
- Priorities and Favoured Partners**

# Priorities and Favoured Partners Votes by Slovakia

Q12

“What policy projects have the highest priority for your country's government? Which countries are favoured partners for cooperating on these priorities?”

Policies sorted by list

Policies sorted by priority

Top 4 priorities and partners' response ●

Additional priorities; partners' response ●

Help ✕

Countries	Policies
EU	Affluent Seven
Big Six	Southern Seven
Founding Six	Visegrád Four
Austria	Italy
Belgium	Latvia
Bulgaria	Lithuania
Croatia	Luxembourg
Cyprus	Malta
Czech Rep.	Netherlands
Denmark	Poland
Estonia	Portugal
Finland	Romania
France	<b>Slovakia</b>
Germany	Slovenia
Greece	Spain
Hungary	Sweden
Ireland	UK

- Policies & Partners Overview
- Preferred Actor Level
- Preferred Actor Level (Public View)
- Priorities and Favoured Partners**

## Common energy policy



- Czech Rep.
- Poland
- Hungary
- Germany
- Austria
- France
- Italy

### Countries prioritising these policy projects

- Lithuania
- Poland
- Slovakia**
- Bulgaria
- Cyprus
- Latvia
- Croatia


## Fully completed single market



- Czech Rep.
- Poland
- Hungary
- Germany

- Ireland
- Finland
- Czech Rep.
- Netherlands
- Slovenia
- Denmark
- Slovakia**


## Common immigration and asylum policy



- Hungary
- Poland
- Czech Rep.
- Austria
- Germany

- Malta
- Austria
- Germany
- Cyprus
- Greece
- Slovenia
- Slovakia**

## Single fiscal policy & Eurozone govern.



- Germany
- Austria
- France
- Netherlands
- Czech Rep.
- Finland
- Hungary
- Poland

- Slovenia
- France
- Greece
- Belgium
- Ireland
- Italy
- Slovakia**

## Slovakia's favoured partners for all policy projects; partners' choices





# Priorities and Favoured Partners Votes by Slovakia

Q12

“What policy projects have the highest priority for your country's government? Which countries are favoured partners for cooperating on these priorities?”

Policies sorted by list

Policies sorted by priority

Top 4 priorities and partners' response ●

Additional priorities; partners' response ●

Help ✕

Countries	Policies
EU	Affluent Seven
Big Six	Southern Seven
Founding Six	Visegrád Four
Austria	Italy
Belgium	Latvia
Bulgaria	Lithuania
Croatia	Luxembourg
Cyprus	Malta
Czech Rep.	Netherlands
Denmark	Poland
Estonia	Portugal
Finland	Romania
France	<b>Slovakia</b>
Germany	Slovenia
Greece	Spain
Hungary	Sweden
Ireland	UK

- Policies & Partners Overview
- Preferred Actor Level
- Preferred Actor Level (Public View)
- Priorities and Favoured Partners**

## Integrated foreign & security policy

5.



- Czech Rep.
- France
- Germany
- Poland
- UK
- Hungary
- Italy
- Romania

### Countries prioritising these policy projects

1. Greece
2. Finland
2. Romania
4. Belgium
4. Croatia
4. Malta

21. Slovakia

## Common defence structures

6.



- France
- Czech Rep.
- Germany
- Poland
- Italy
- UK
- Austria
- Greece

1. Hungary
2. Latvia
2. Romania
4. Finland
4. France
6. Cyprus

11. Slovakia

## Common social policy

7.



- Czech Rep.
- Austria
- Belgium
- Germany
- Hungary
- UK

1. Malta
2. Portugal
3. Romania
4. Greece

6. Sweden
7. Austria

4. Slovakia

## Common Ukraine policy

8.



- Poland
- Germany
- Hungary
- Cyprus
- Czech Rep.
- France
- Greece
- Italy

1. Lithuania
2. Poland
3. Denmark
3. Latvia
5. Estonia

6. Slovakia

7. UK

## Slovakia's favoured partners for all policy projects; partners' choices



# Priorities and Favoured Partners Votes by Slovenia

Q12

“What policy projects have the highest priority for your country's government? Which countries are favoured partners for cooperating on these priorities?”

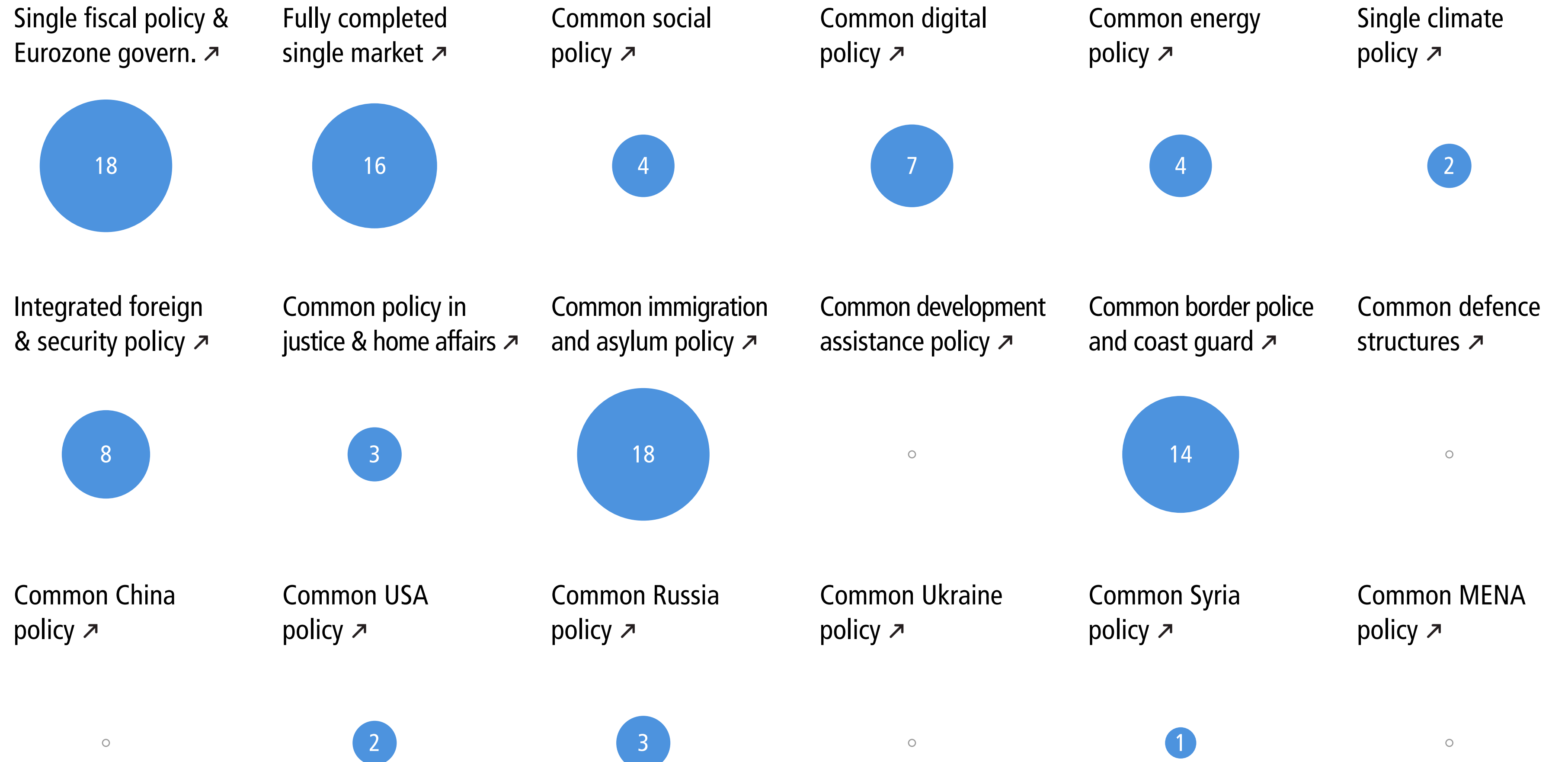
Policies sorted by list

Policies sorted by priority

Top 4 priorities and partners' response ●

Additional priorities; partners' response ●

Countries	Policies
EU	Affluent Seven
Big Six	Southern Seven
Founding Six	Visegrád Four
Austria	Italy
Belgium	Latvia
Bulgaria	Lithuania
Croatia	Luxembourg
Cyprus	Malta
Czech Rep.	Netherlands
Denmark	Poland
Estonia	Portugal
Finland	Romania
France	Slovakia
Germany	<b>Slovenia</b>
Greece	Spain
Hungary	Sweden
Ireland	UK



Policies & Partners Overview  
 Preferred Actor Level  
 Preferred Actor Level (Public View)

Priorities and Favoured Partners

Number of respondents: 20. Numbers in circles show percentage of votes

# Priorities and Favoured Partners Votes by Slovenia

Q12

“What policy projects have the highest priority for your country's government? Which countries are favoured partners for cooperating on these priorities?”

Policies sorted by list

Policies sorted by priority

Top 4 priorities and partners' response

Additional priorities; partners' response

Countries	Policies
EU	Affluent Seven
Big Six	Southern Seven
Founding Six	Visegrád Four
Austria	Italy
Belgium	Latvia
Bulgaria	Lithuania
Croatia	Luxembourg
Cyprus	Malta
Czech Rep.	Netherlands
Denmark	Poland
Estonia	Portugal
Finland	Romania
France	Slovakia
Germany	<b>Slovenia</b>
Greece	Spain
Hungary	Sweden
Ireland	UK



Policies with equal percentage are sorted according to EU results. Small numbers indicate a two rank (or more) deviation from the EU ranking results

- Policies & Partners Overview
- Preferred Actor Level
- Preferred Actor Level (Public View)
- Priorities and Favoured Partners**



# Priorities and Favoured Partners Votes by Slovenia

Q12

“What policy projects have the highest priority for your country's government? Which countries are favoured partners for cooperating on these priorities?”

[Policies sorted by list](#)

[Policies sorted by priority](#)

**[Top 4 priorities and partners' response](#)**

[Additional priorities; partners' response](#)

[Help](#) ✕

Countries	Policies
EU	Affluent Seven
Big Six	Southern Seven
Founding Six	Visegrád Four
Austria	Italy
Belgium	Latvia
Bulgaria	Lithuania
Croatia	Luxembourg
Cyprus	Malta
Czech Rep.	Netherlands
Denmark	Poland
Estonia	Portugal
Finland	Romania
France	Slovakia
Germany	<b>Slovenia</b>
Greece	Spain
Hungary	Sweden
Ireland	UK

- [Policies & Partners Overview](#)
- [Preferred Actor Level](#)
- [Preferred Actor Level \(Public View\)](#)
- [Priorities and Favoured Partners](#)**



### Countries prioritising these policy projects

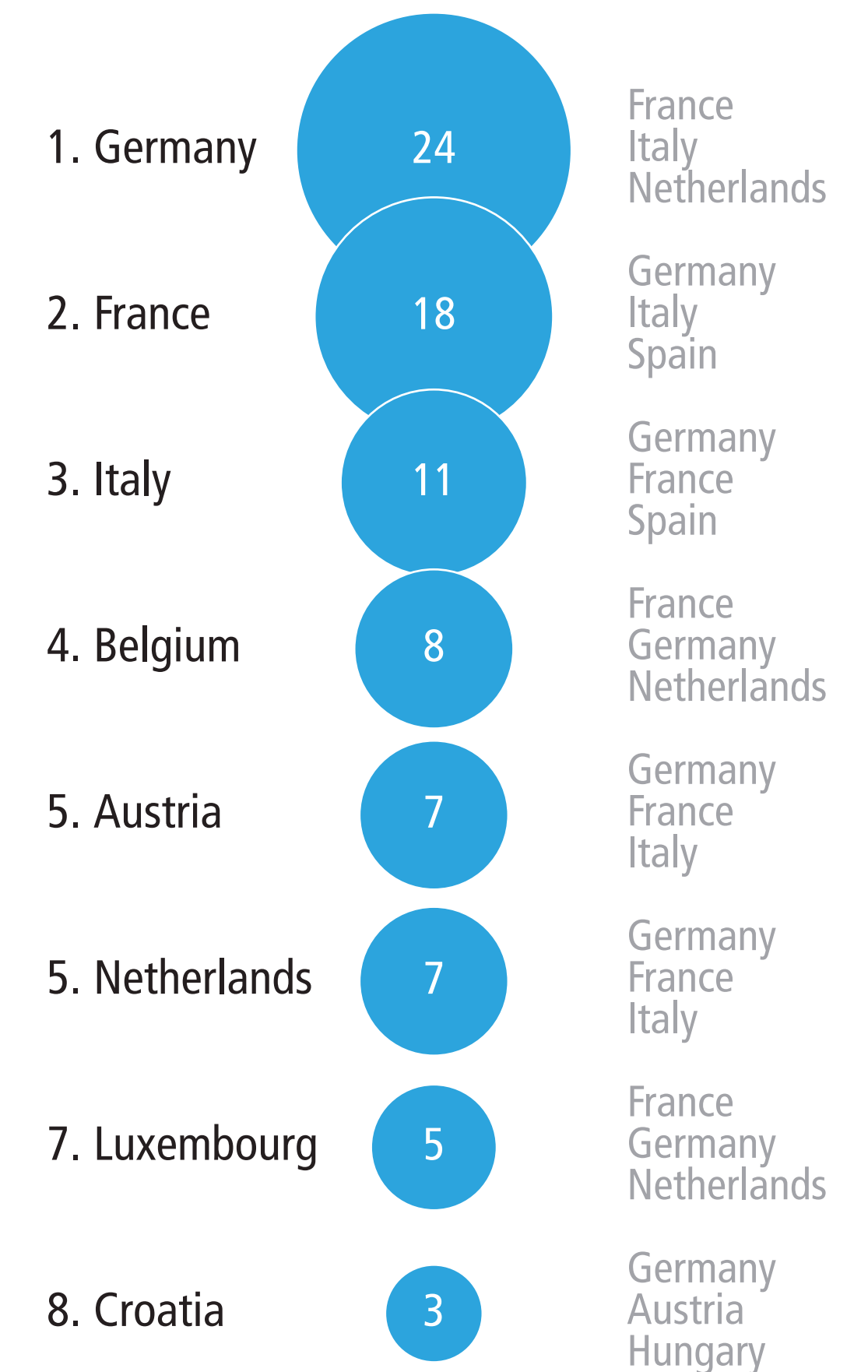
1. Malta
2. Austria
3. Germany
4. Cyprus
4. Greece
4. Slovenia
4. Sweden

1. Slovenia
2. France
3. Greece
4. Belgium
4. Ireland
4. Italy
4. Portugal

1. Ireland
2. Finland
3. Czech Rep.
3. Netherlands
5. Slovenia
6. Denmark
6. Hungary

1. Austria
2. Greece
3. Bulgaria
3. Croatia
5. Hungary
6. Czech Rep.
6. Slovenia

### Slovenia's favoured partners for all policy projects; partners' choices



# Priorities and Favoured Partners Votes by Slovenia

Q12

“What policy projects have the highest priority for your country's government? Which countries are favoured partners for cooperating on these priorities?”

Policies sorted by list

Policies sorted by priority

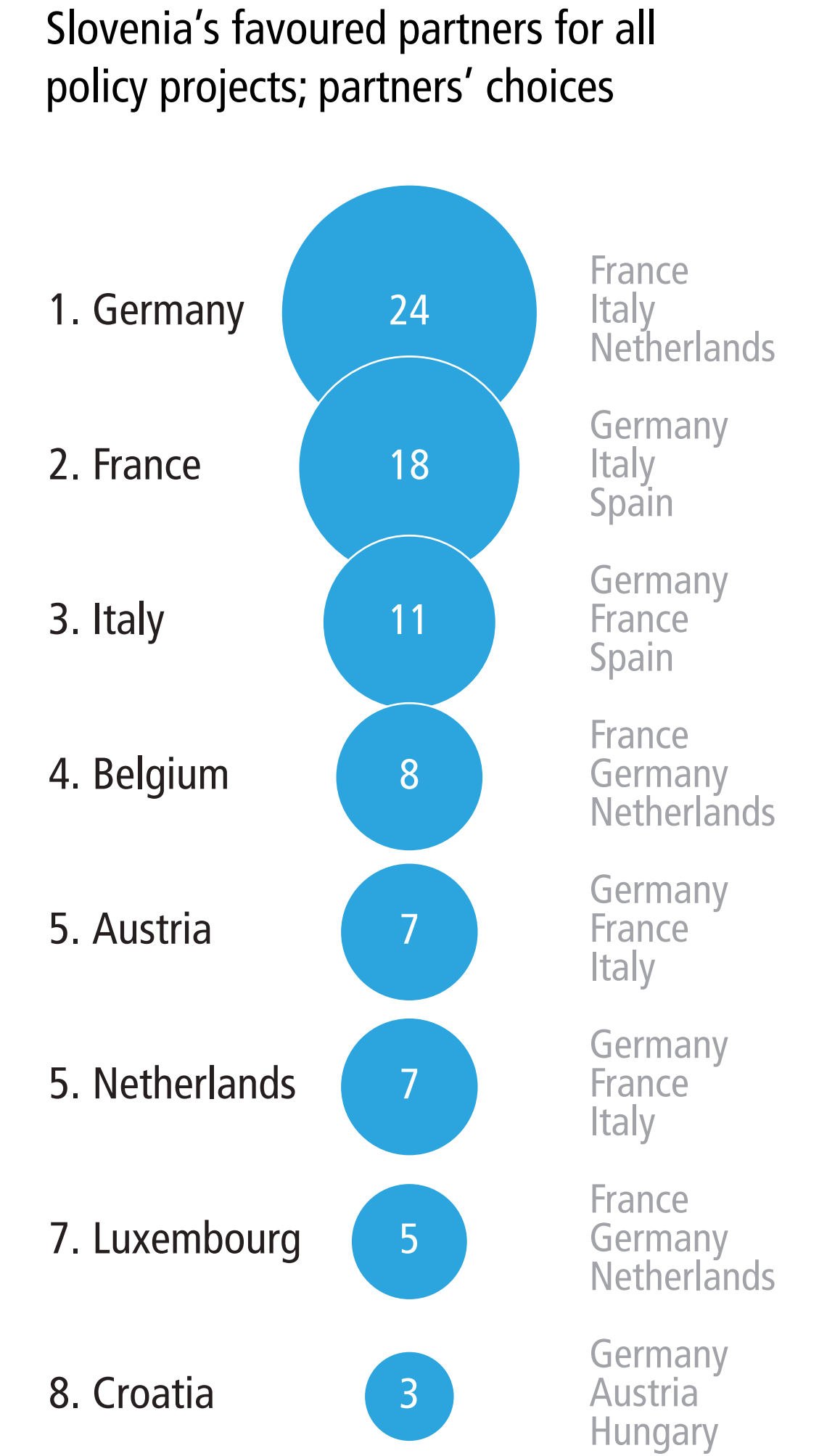
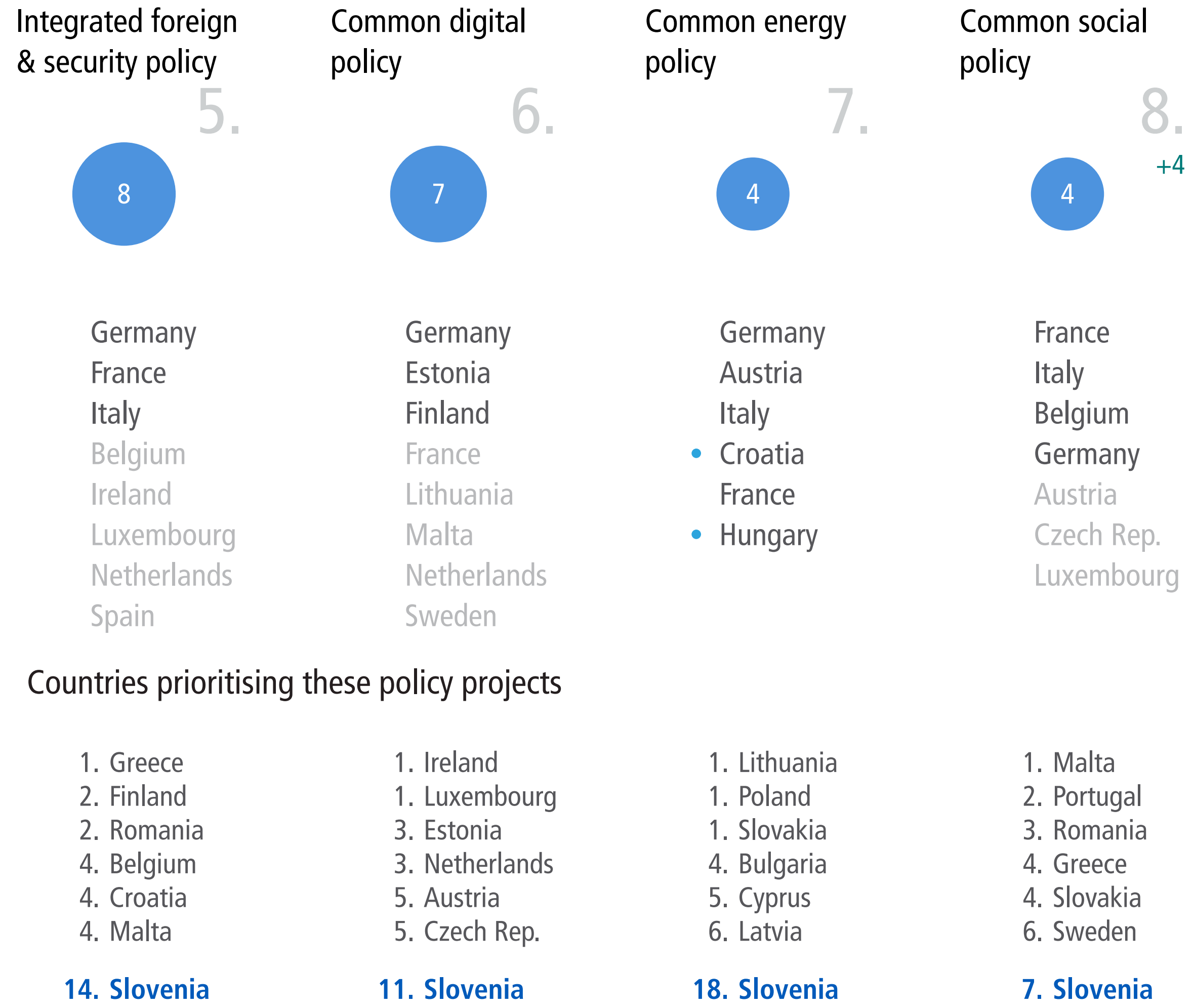
Top 4 priorities and partners' response ●

Additional priorities; partners' response ●

Help ✕

Countries	Policies
EU	Affluent Seven
Big Six	Southern Seven
Founding Six	Visegrád Four
Austria	Italy
Belgium	Latvia
Bulgaria	Lithuania
Croatia	Luxembourg
Cyprus	Malta
Czech Rep.	Netherlands
Denmark	Poland
Estonia	Portugal
Finland	Romania
France	Slovakia
Germany	<b>Slovenia</b>
Greece	Spain
Hungary	Sweden
Ireland	UK

- Policies & Partners Overview
- Preferred Actor Level
- Preferred Actor Level (Public View)
- Priorities and Favoured Partners**



# Priorities and Favoured Partners Votes by Spain

## Q12

“What policy projects have the highest priority for your country's government? Which countries are favoured partners for cooperating on these priorities?”

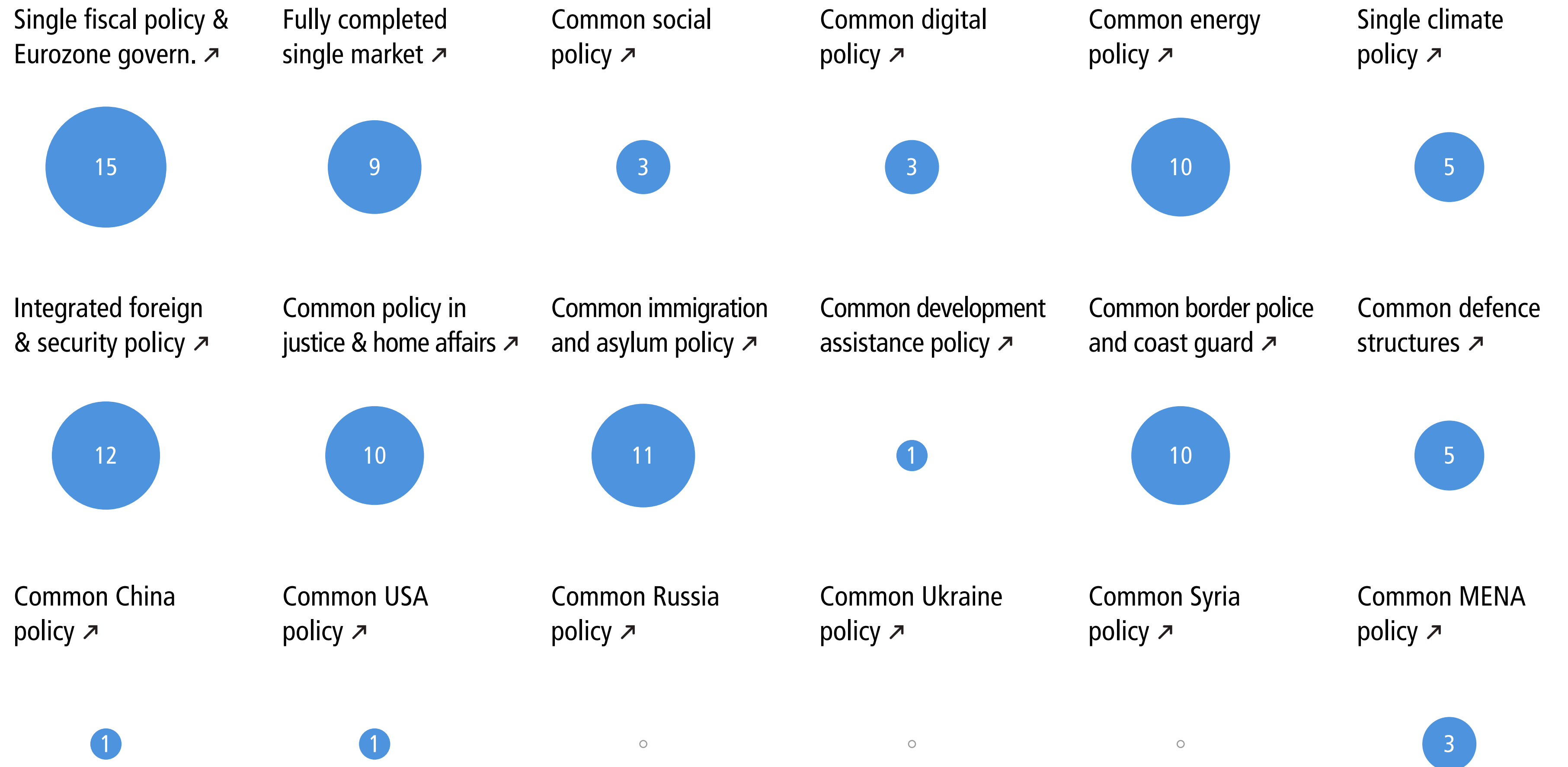
Policies sorted by list

Policies sorted by priority

Top 4 priorities and partners' response ●

Additional priorities; partners' response ●

Countries	Policies
EU	Affluent Seven
Big Six	Southern Seven
Founding Six	Visegrád Four
Austria	Italy
Belgium	Latvia
Bulgaria	Lithuania
Croatia	Luxembourg
Cyprus	Malta
Czech Rep.	Netherlands
Denmark	Poland
Estonia	Portugal
Finland	Romania
France	Slovakia
Germany	Slovenia
Greece	<b>Spain</b>
Hungary	Sweden
Ireland	UK



Policies & Partners Overview

Preferred Actor Level

Preferred Actor Level (Public View)

**Priorities and Favoured Partners**



# Priorities and Favoured Partners Votes by Spain

Q12

“What policy projects have the highest priority for your country's government? Which countries are favoured partners for cooperating on these priorities?”

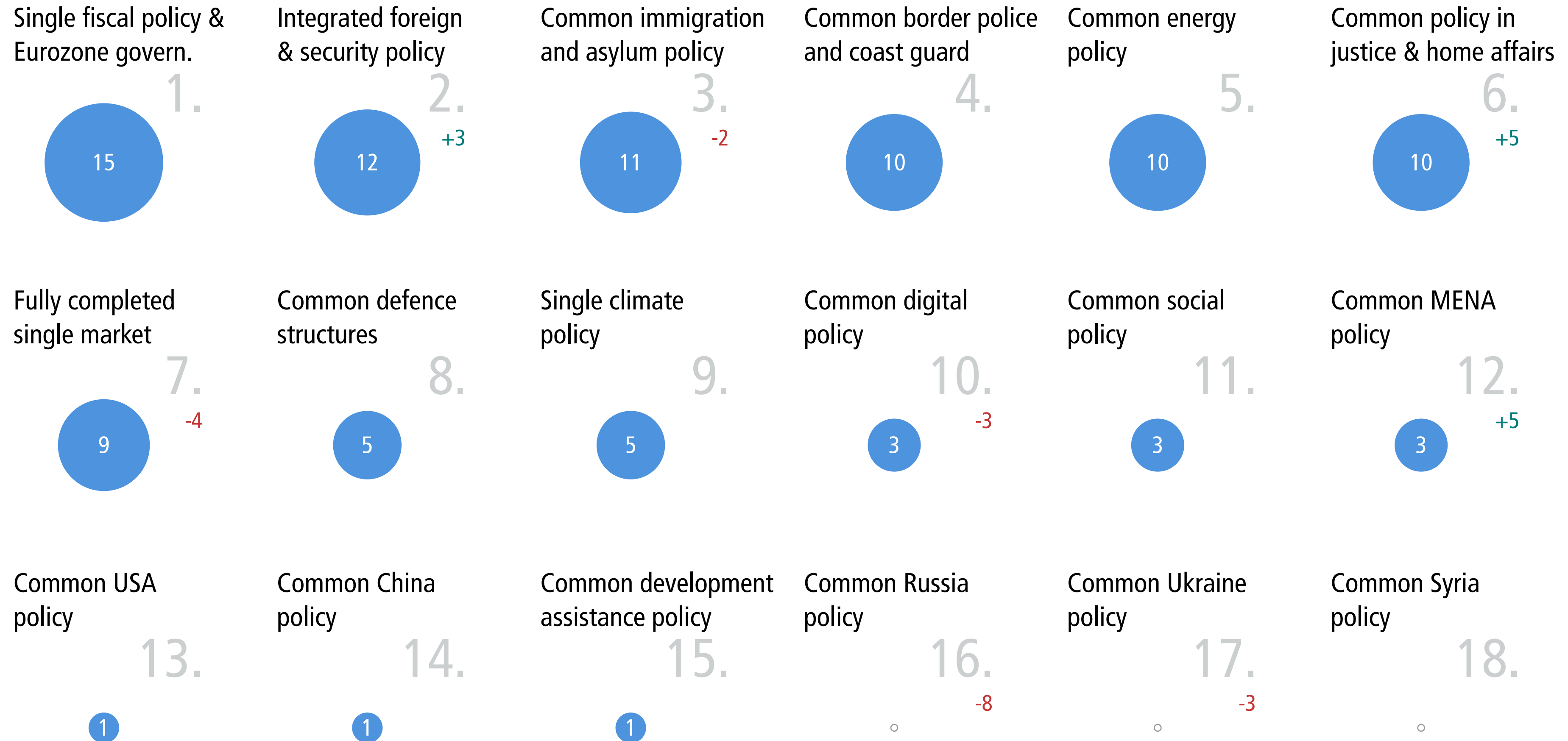
Policies sorted by list

Policies sorted by priority

Top 4 priorities and partners' response

Additional priorities; partners' response

Countries	Policies
EU	Affluent Seven
Big Six	Southern Seven
Founding Six	Visegrád Four
Austria	Italy
Belgium	Latvia
Bulgaria	Lithuania
Croatia	Luxembourg
Cyprus	Malta
Czech Rep.	Netherlands
Denmark	Poland
Estonia	Portugal
Finland	Romania
France	Slovakia
Germany	Slovenia
Greece	<b>Spain</b>
Hungary	Sweden
Ireland	UK



Policies with equal percentage are sorted according to EU results. Small numbers indicate a two rank (or more) deviation from the EU ranking results

- Policies & Partners Overview
- Preferred Actor Level
- Preferred Actor Level (Public View)
- Priorities and Favoured Partners**

# Priorities and Favoured Partners Votes by Spain

Q12

“What policy projects have the highest priority for your country's government? Which countries are favoured partners for cooperating on these priorities?”

Policies sorted by list

Policies sorted by priority

Top 4 priorities and partners' response ●

Additional priorities; partners' response ●

Help ✕

Countries	Policies
EU	Affluent Seven
Big Six	Southern Seven
Founding Six	Visegrád Four
Austria	Italy
Belgium	Latvia
Bulgaria	Lithuania
Croatia	Luxembourg
Cyprus	Malta
Czech Rep.	Netherlands
Denmark	Poland
Estonia	Portugal
Finland	Romania
France	Slovakia
Germany	Slovenia
Greece	<b>Spain</b>
Hungary	Sweden
Ireland	UK

- Policies & Partners Overview
- Preferred Actor Level
- Preferred Actor Level (Public View)
- Priorities and Favoured Partners**

## Single fiscal policy & Eurozone govern.

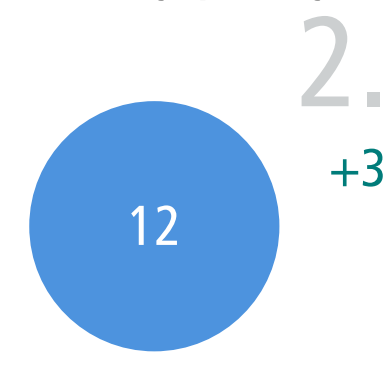


- France
- Germany
- Italy
- Portugal
- Netherlands

### Countries prioritising these policy projects

1. Slovenia
- 2. France
3. Greece
4. Belgium
4. Ireland
4. Italy
4. **Spain**


## Integrated foreign & security policy



- France
- Germany
- Italy
- Portugal
- Netherlands
- Belgium
- UK

1. Greece
2. Finland
2. Romania
- 4. Belgium
4. Croatia
4. Malta
7. **Spain**


## Common immigration and asylum policy



- Germany
- France
- Italy
- Portugal
- Greece

1. Malta
2. Austria
3. Germany
4. Cyprus
- 4. Greece
4. Slovenia
15. **Spain**

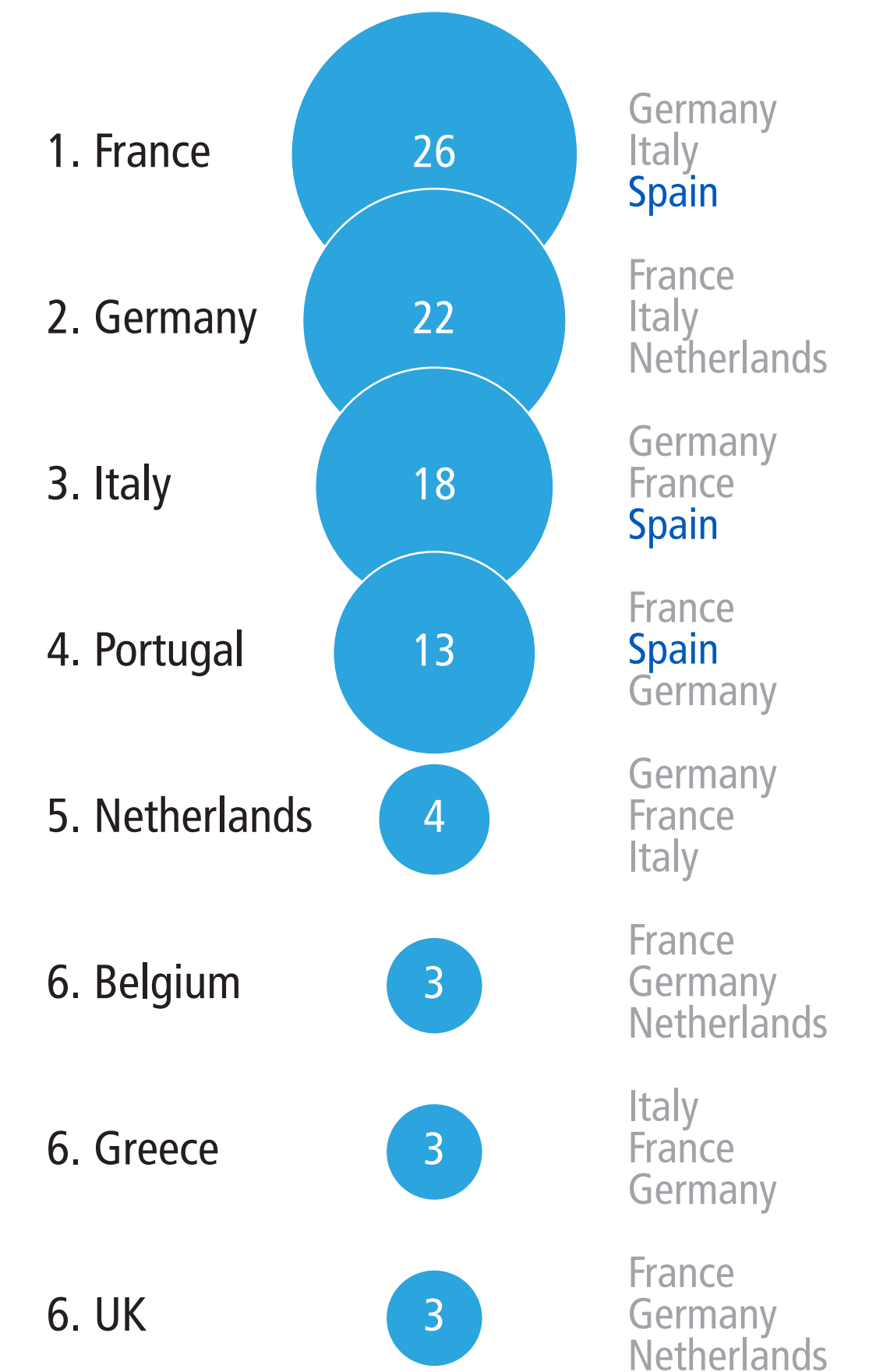
## Common border police and coast guard



- France
- Italy
- Portugal
- Germany
- Greece

1. Austria
- 2. Greece
3. Bulgaria
3. Croatia
5. Hungary
6. Czech Rep.
11. **Spain**

## Spain's favoured partners for all policy projects; partners' choices



# Priorities and Favoured Partners Votes by Spain

Q12

“What policy projects have the highest priority for your country's government? Which countries are favoured partners for cooperating on these priorities?”

Policies sorted by list

Policies sorted by priority

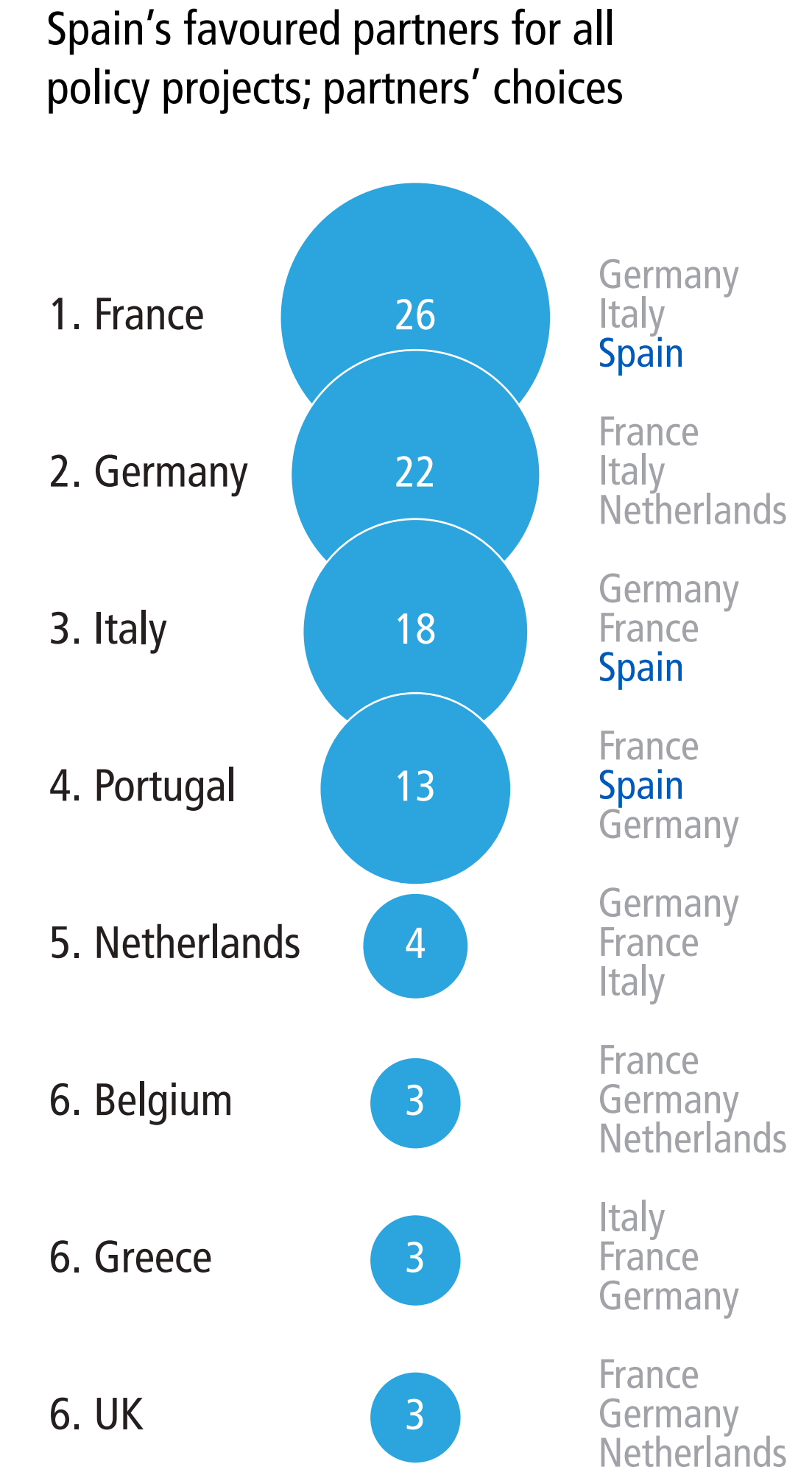
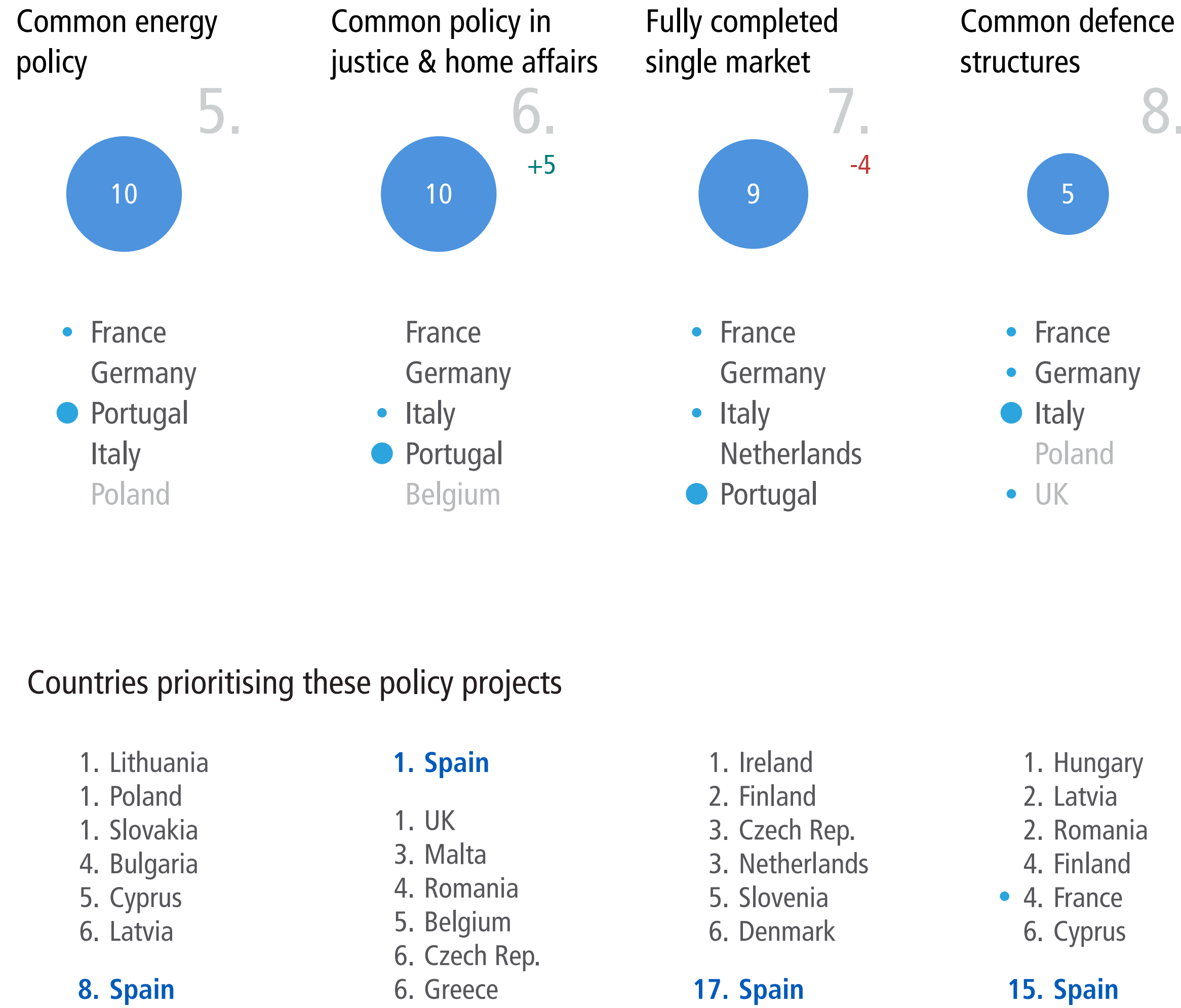
Top 4 priorities and partners' response ●

Additional priorities; partners' response ●

Help ✕

Countries	Policies
EU	Affluent Seven
Big Six	Southern Seven
Founding Six	Visegrád Four
Austria	Italy
Belgium	Latvia
Bulgaria	Lithuania
Croatia	Luxembourg
Cyprus	Malta
Czech Rep.	Netherlands
Denmark	Poland
Estonia	Portugal
Finland	Romania
France	Slovakia
Germany	Slovenia
Greece	<b>Spain</b>
Hungary	Sweden
Ireland	UK

- Policies & Partners Overview
- Preferred Actor Level
- Preferred Actor Level (Public View)
- Priorities and Favoured Partners**





# Priorities and Favoured Partners

## Votes by Sweden

Q12

“What policy projects have the highest priority for your country's government? Which countries are favoured partners for cooperating on these priorities?”


Policies sorted by list

Policies sorted by priority

Top 4 priorities and partners' response ●

Additional priorities; partners' response ●

Countries	Policies
EU	Affluent Seven
Big Six	Southern Seven
Founding Six	Visegrád Four
Austria	Italy
Belgium	Latvia
Bulgaria	Lithuania
Croatia	Luxembourg
Cyprus	Malta
Czech Rep.	Netherlands
Denmark	Poland
Estonia	Portugal
Finland	Romania
France	Slovakia
Germany	Slovenia
Greece	Spain
Hungary	<b>Sweden</b>
Ireland	UK



Policies & Partners Overview

Preferred Actor Level

Preferred Actor Level (Public View)

**Priorities and Favoured Partners**

Number of respondents: 15. Numbers in circles show percentage of votes

# Priorities and Favoured Partners Votes by Sweden

Q12

“What policy projects have the highest priority for your country's government? Which countries are favoured partners for cooperating on these priorities?”

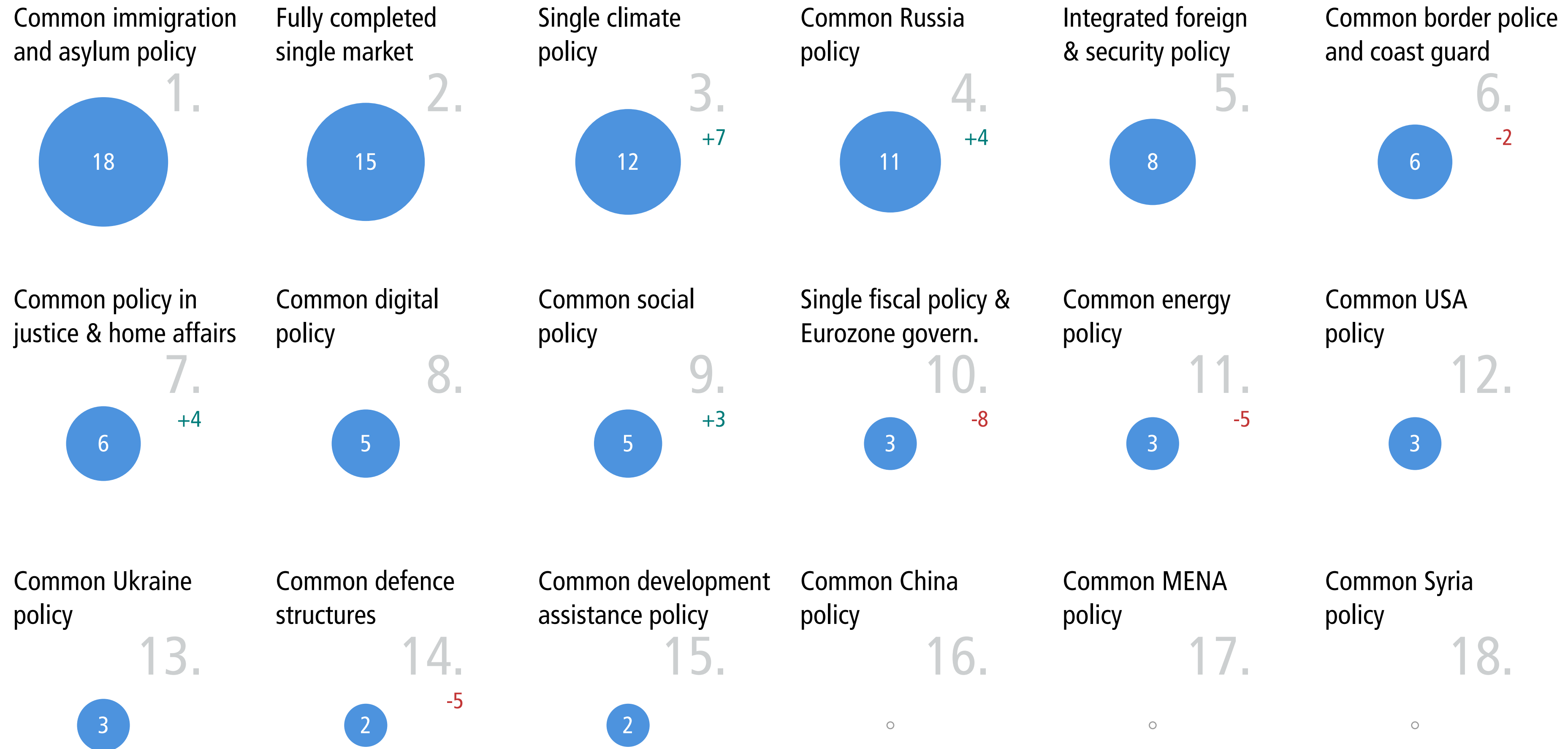
Policies sorted by list

Policies sorted by priority

Top 4 priorities and partners' response

Additional priorities; partners' response

Countries	Policies
EU	Affluent Seven
Big Six	Southern Seven
Founding Six	Visegrád Four
Austria	Italy
Belgium	Latvia
Bulgaria	Lithuania
Croatia	Luxembourg
Cyprus	Malta
Czech Rep.	Netherlands
Denmark	Poland
Estonia	Portugal
Finland	Romania
France	Slovakia
Germany	Slovenia
Greece	Spain
Hungary	<b>Sweden</b>
Ireland	UK



Policies with equal percentage are sorted according to EU results. Small numbers indicate a two rank (or more) deviation from the EU ranking results

- Policies & Partners Overview
- Preferred Actor Level
- Preferred Actor Level (Public View)
- Priorities and Favoured Partners**

# Priorities and Favoured Partners Votes by Sweden

Q12

“What policy projects have the highest priority for your country's government? Which countries are favoured partners for cooperating on these priorities?”

Policies sorted by list

Policies sorted by priority

Top 4 priorities and partners' response ●

Additional priorities; partners' response ●

Help ✕

Countries	Policies
EU	Affluent Seven
Big Six	Southern Seven
Founding Six	Visegrád Four
Austria	Italy
Belgium	Latvia
Bulgaria	Lithuania
Croatia	Luxembourg
Cyprus	Malta
Czech Rep.	Netherlands
Denmark	Poland
Estonia	Portugal
Finland	Romania
France	Slovakia
Germany	Slovenia
Greece	Spain
Hungary	<b>Sweden</b>
Ireland	UK

- Policies & Partners Overview
- Preferred Actor Level
- Preferred Actor Level (Public View)
- Priorities and Favoured Partners**

## Common immigration and asylum policy



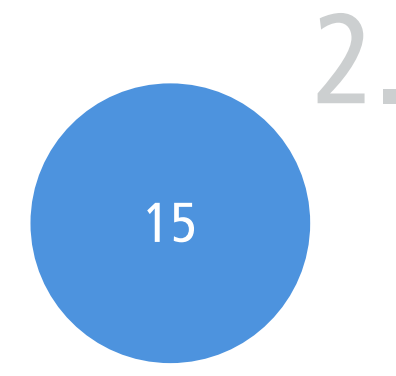
- Germany
- Netherlands
- France
- Italy
- Denmark
- Belgium
- Finland
- Spain

### Countries prioritising these policy projects

1. Malta
2. Austria
3. Germany
4. Cyprus
4. Greece
4. Slovenia

4. **Sweden**

## Fully completed single market



- Germany
- Netherlands
- Denmark
- Finland
- Ireland
- Belgium
- France
- UK

- 1. Ireland
- 2. Finland
- 3. Czech Rep.
- 3. Netherlands
- 5. Slovenia
- 6. Denmark

6. **Sweden**

## Single climate policy



- Germany
- Denmark
- France
- Netherlands
- Finland
- Ireland

- 1. Netherlands
- 2. UK
- 3. **Sweden**
- 4. Denmark
- 4. Portugal
- 6. Belgium
- 6. France

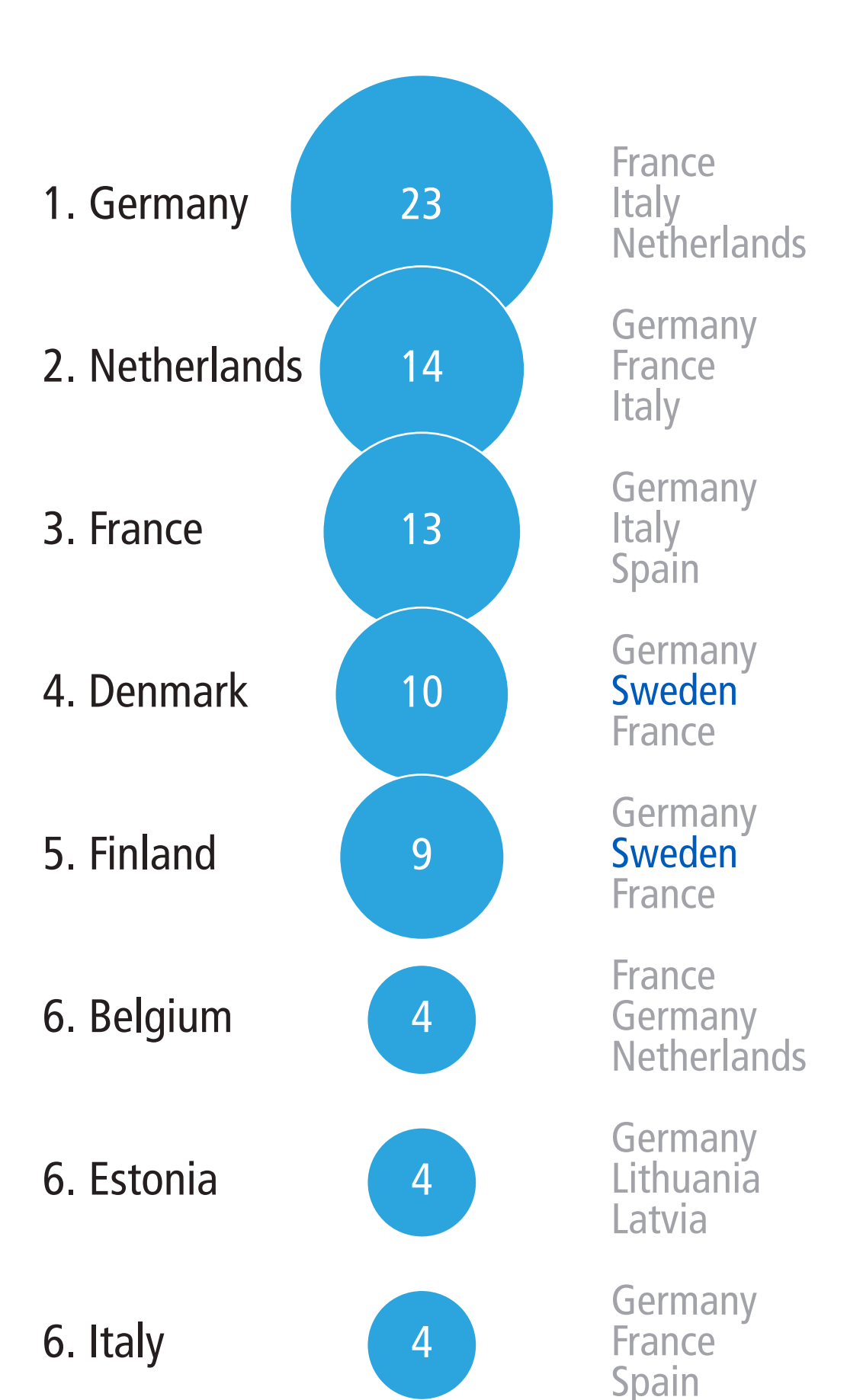
## Common Russia policy



- Germany
- Finland
- France
- Poland
- Estonia
- Lithuania
- Denmark
- Spain

- 1. Poland
- 2. Estonia
- 3. Lithuania
- 3. UK
- 5. Latvia
- 6. Denmark
- 8. **Sweden**

## Sweden's favoured partners for all policy projects; partners' choices





# Priorities and Favoured Partners Votes by Sweden

Q12

“What policy projects have the highest priority for your country's government? Which countries are favoured partners for cooperating on these priorities?”

Policies sorted by list

Policies sorted by priority

Top 4 priorities and partners' response ●

Additional priorities; partners' response ●

Help ✕

Countries	Policies
EU	Affluent Seven
Big Six	Southern Seven
Founding Six	Visegrád Four
Austria	Italy
Belgium	Latvia
Bulgaria	Lithuania
Croatia	Luxembourg
Cyprus	Malta
Czech Rep.	Netherlands
Denmark	Poland
Estonia	Portugal
Finland	Romania
France	Slovakia
Germany	Slovenia
Greece	Spain
Hungary	<b>Sweden</b>
Ireland	UK

- Policies & Partners Overview
- Preferred Actor Level
- Preferred Actor Level (Public View)
- Priorities and Favoured Partners**



### Countries prioritising these policy projects

- | Policy Area                             | Rank | Country     |
|---|------|-------------|
| Integrated foreign & security policy    | 1.   | Greece      |
|   | 2.   | Finland     |
|   | 2.   | Romania     |
|   | 4.   | Belgium     |
|   | 4.   | Croatia     |
|   | 4.   | Malta       |
| Common border police and coast guard    | 1.   | Austria     |
|   | 2.   | Greece      |
|   | 3.   | Bulgaria    |
|   | 3.   | Croatia     |
|   | 5.   | Hungary     |
|   | 6.   | Czech Rep.  |
| Common policy in justice & home affairs | 1.   | Spain       |
|   | 1.   | UK          |
|   | 3.   | Malta       |
|   | 4.   | Romania     |
|   | 5.   | Belgium     |
|   | 6.   | Czech Rep.  |
| Common digital policy                   | 1.   | Ireland     |
|   | 1.   | Luxembourg  |
|   | 3.   | Estonia     |
|   | 3.   | Netherlands |
|   | 5.   | Austria     |
|   | 5.   | Czech Rep.  |

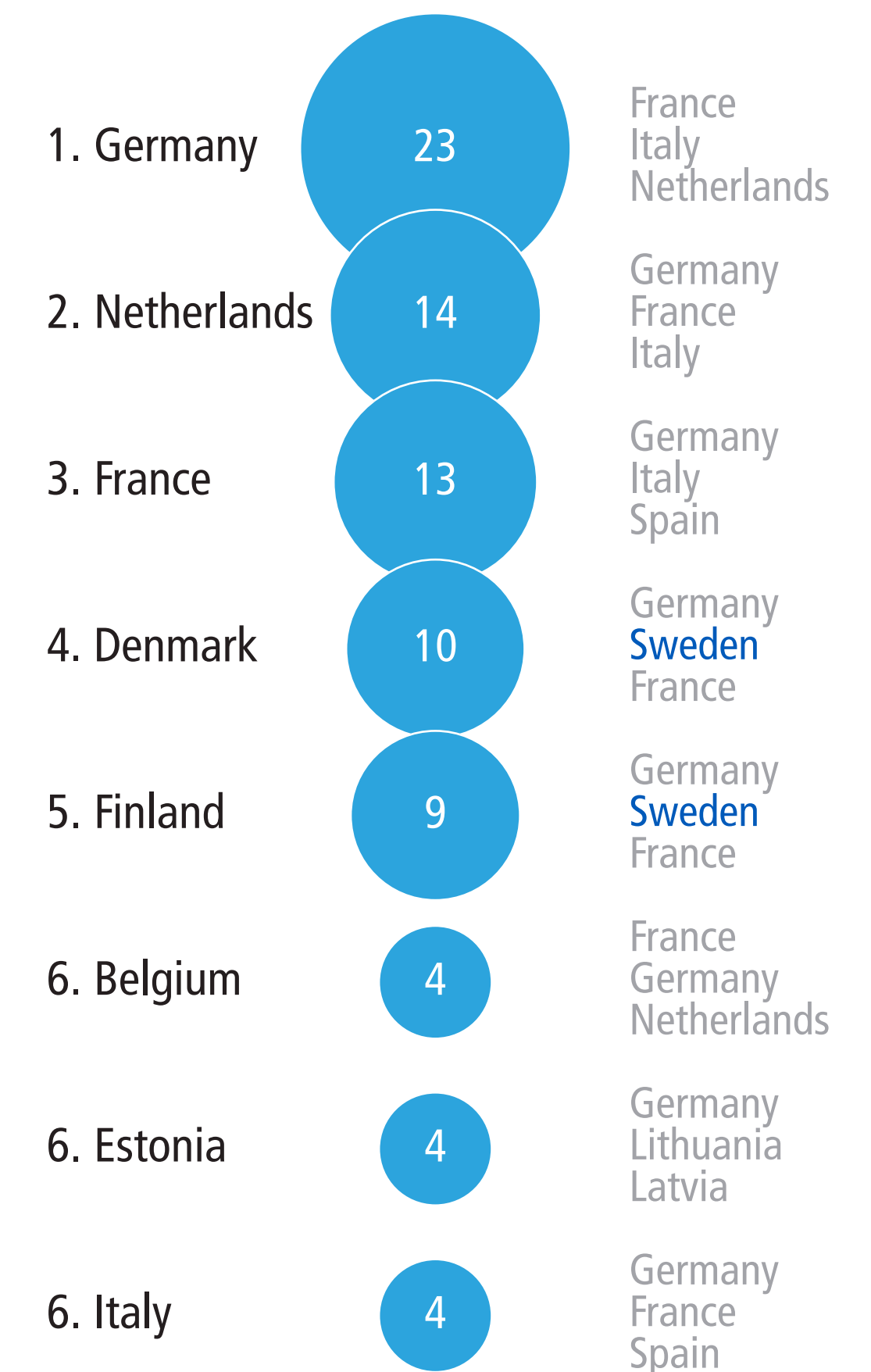
14. Sweden

19. Sweden

6. Sweden

15. Sweden

### Sweden's favoured partners for all policy projects; partners' choices



# Priorities and Favoured Partners Votes by UK

## Q12

“What policy projects have the highest priority for your country's government? Which countries are favoured partners for cooperating on these priorities?”

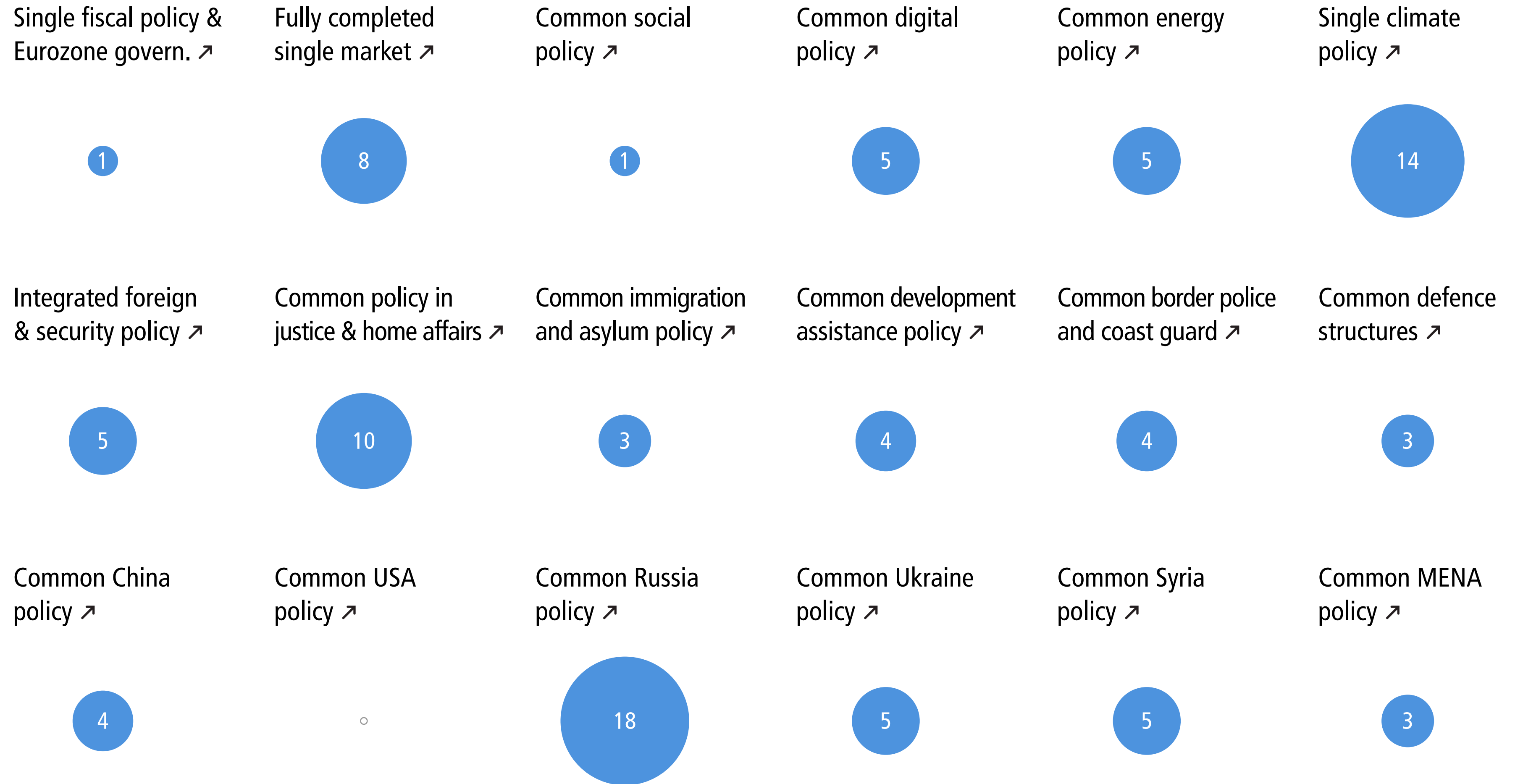
Policies sorted by list

Policies sorted by priority

Top 4 priorities and partners' response ●

Additional priorities; partners' response ●

Countries	Policies
EU	Affluent Seven
Big Six	Southern Seven
Founding Six	Visegrád Four
Austria	Italy
Belgium	Latvia
Bulgaria	Lithuania
Croatia	Luxembourg
Cyprus	Malta
Czech Rep.	Netherlands
Denmark	Poland
Estonia	Portugal
Finland	Romania
France	Slovakia
Germany	Slovenia
Greece	Spain
Hungary	Sweden
Ireland	<b>UK</b>



Policies & Partners Overview  
 Preferred Actor Level  
 Preferred Actor Level (Public View)

**Priorities and Favoured Partners**

Number of respondents: 20. Numbers in circles show percentage of votes

# Priorities and Favoured Partners Votes by UK

## Q12

“What policy projects have the highest priority for your country's government? Which countries are favoured partners for cooperating on these priorities?”


Policies sorted by list

Policies sorted by priority

Top 4 priorities and partners' response ●

Additional priorities; partners' response ●

Countries	Policies
EU	Affluent Seven
Big Six	Southern Seven
Founding Six	Visegrád Four
Austria	Italy
Belgium	Latvia
Bulgaria	Lithuania
Croatia	Luxembourg
Cyprus	Malta
Czech Rep.	Netherlands
Denmark	Poland
Estonia	Portugal
Finland	Romania
France	Slovakia
Germany	Slovenia
Greece	Spain
Hungary	Sweden
Ireland	<b>UK</b>



Policies with equal percentage are sorted according to EU results. Small numbers indicate a two rank (or more) deviation from the EU ranking results

- Policies & Partners Overview
- Preferred Actor Level
- Preferred Actor Level (Public View)
- Priorities and Favoured Partners**



# Priorities and Favoured Partners Votes by UK

Q12

“What policy projects have the highest priority for your country's government? Which countries are favoured partners for cooperating on these priorities?”

Policies sorted by list

Policies sorted by priority

Top 4 priorities and partners' response ●

Additional priorities; partners' response ●

Help ✕

Countries	Policies
EU	Affluent Seven
Big Six	Southern Seven
Founding Six	Visegrád Four
Austria	Italy
Belgium	Latvia
Bulgaria	Lithuania
Croatia	Luxembourg
Cyprus	Malta
Czech Rep.	Netherlands
Denmark	Poland
Estonia	Portugal
Finland	Romania
France	Slovakia
Germany	Slovenia
Greece	Spain
Hungary	Sweden
Ireland	<b>UK</b>

- Policies & Partners Overview
- Preferred Actor Level
- Preferred Actor Level (Public View)
- Priorities and Favoured Partners**

## Common Russia policy



- France
- Germany
- Poland
- Sweden
- Italy
- Netherlands

### Countries prioritising these policy projects

- 1. Poland
- 2. Estonia
- 3. Lithuania
- 3. UK**
- 5. Latvia
- 6. Denmark
- 7. Romania

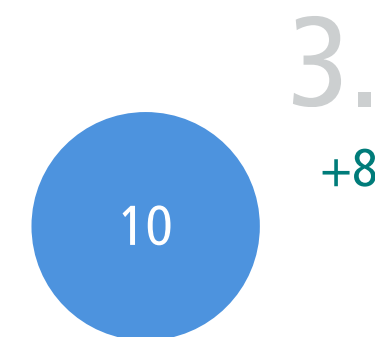
## Single climate policy



- France
- Germany
- Netherlands
- Austria
- Denmark

- 1. Netherlands
- 2. UK**
- 3. Sweden
- 4. Denmark
- 4. Portugal
- 6. Belgium
- 6. France


## Common policy in justice & home affairs



- France
- Netherlands
- Ireland
- Germany
- Austria
- Belgium
- Italy

- 1. Spain
- 1. UK**
- 3. Malta
- 4. Romania
- 5. Belgium
- 6. Czech Rep.
- 6. Greece

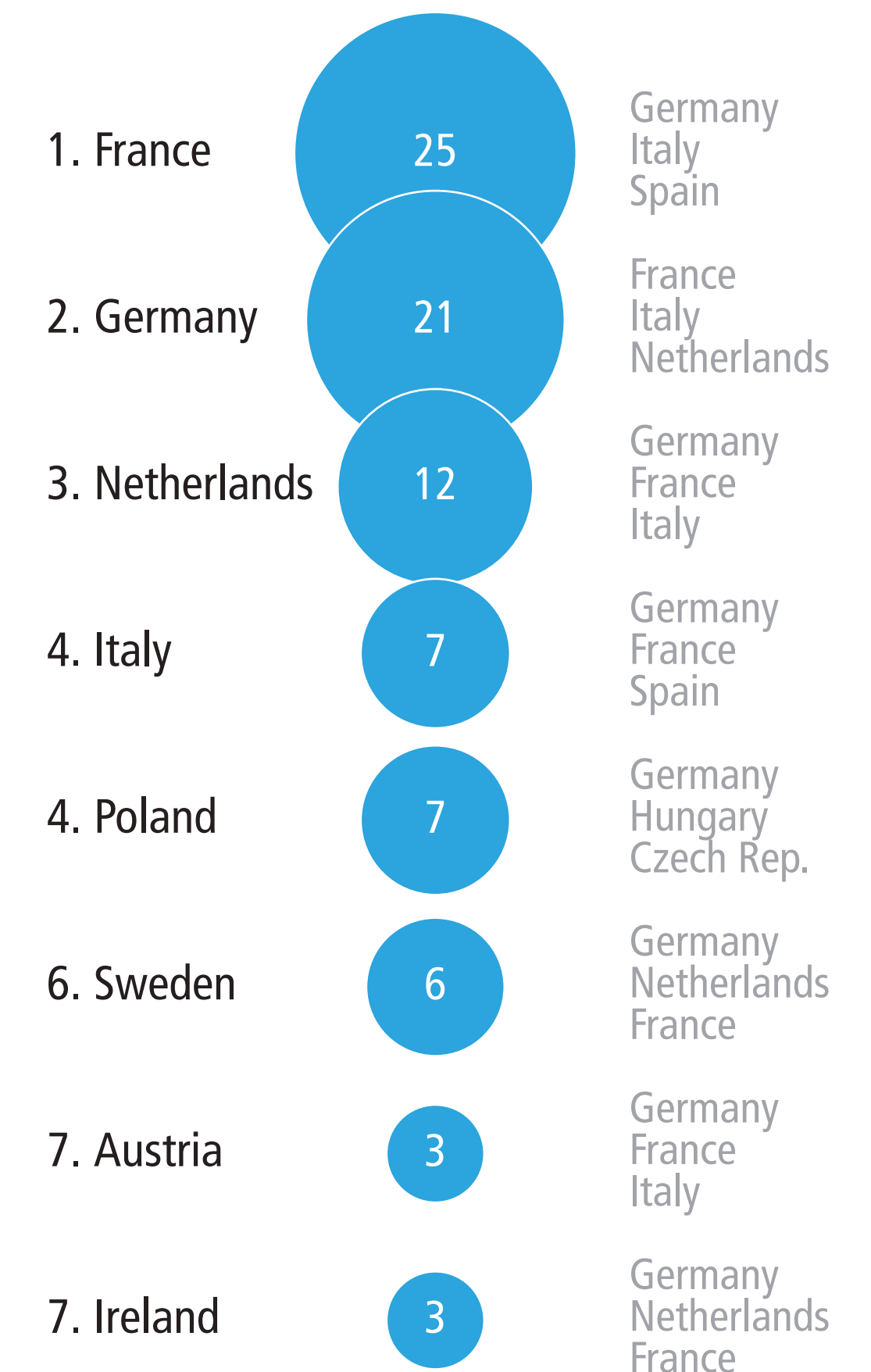
## Fully completed single market



- Germany
- Netherlands
- France
- Sweden
- Ireland

- 1. Ireland
- 2. Finland
- 3. Czech Rep.
- 3. Netherlands
- 5. Slovenia
- 6. Denmark
- 18. UK**

## UK's favoured partners for all policy projects; partners' choices



# Priorities and Favoured Partners Votes by UK

Q12

“What policy projects have the highest priority for your country's government? Which countries are favoured partners for cooperating on these priorities?”

Policies sorted by list

Policies sorted by priority

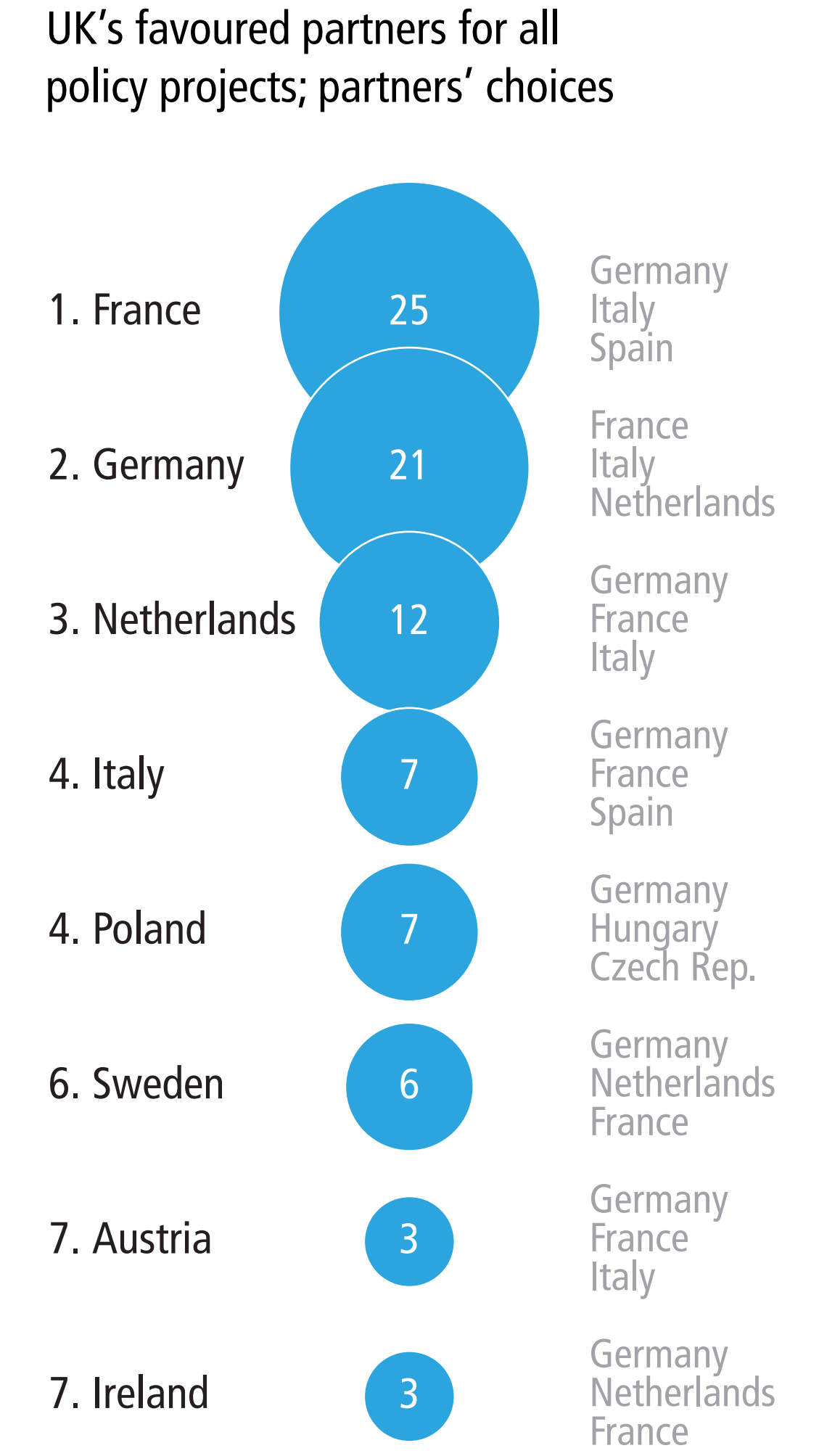
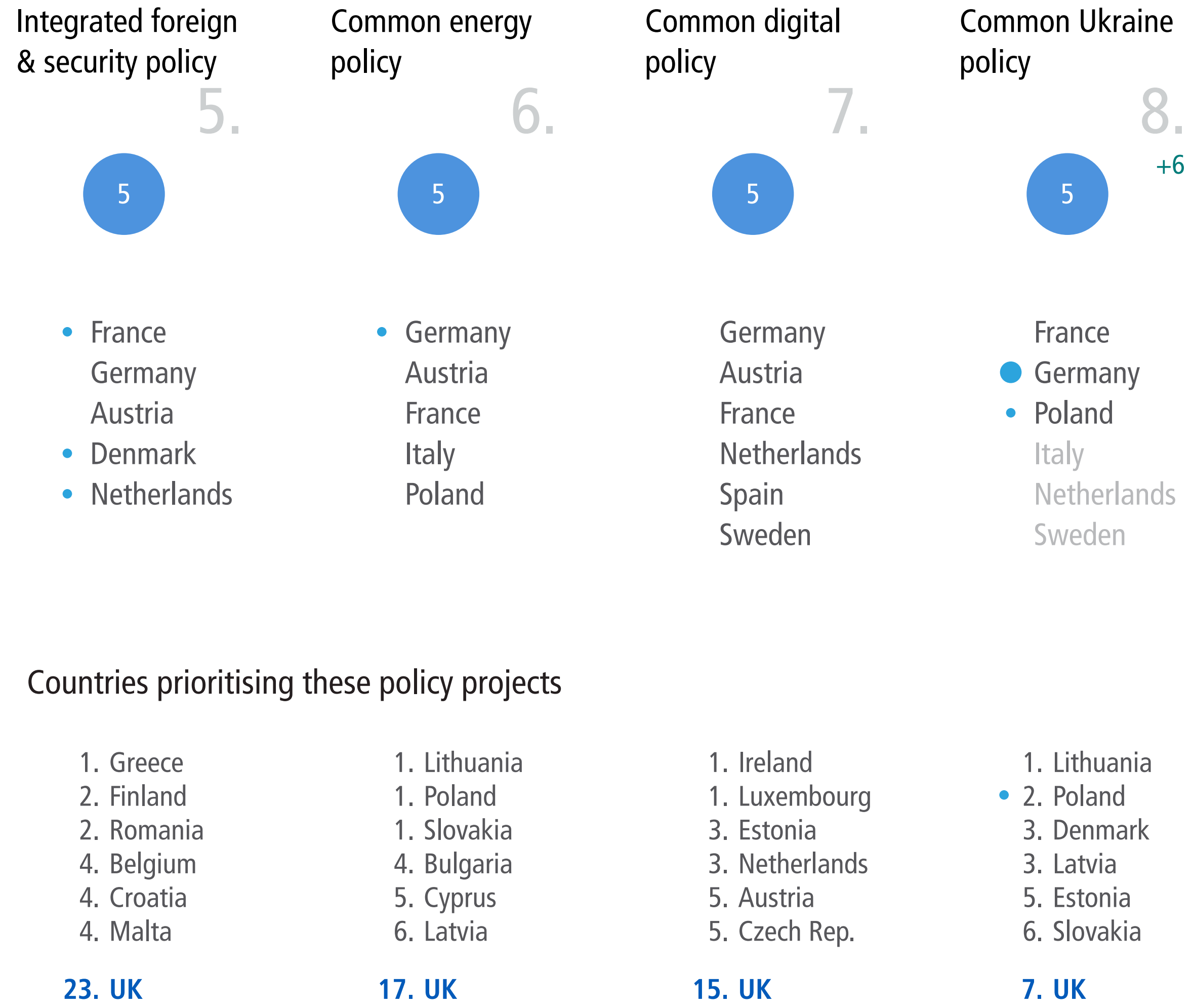
Top 4 priorities and partners' response ●

Additional priorities; partners' response ●

Help ✕

Countries	Policies
EU	Affluent Seven
Big Six	Southern Seven
Founding Six	Visegrád Four
Austria	Italy
Belgium	Latvia
Bulgaria	Lithuania
Croatia	Luxembourg
Cyprus	Malta
Czech Rep.	Netherlands
Denmark	Poland
Estonia	Portugal
Finland	Romania
France	Slovakia
Germany	Slovenia
Greece	Spain
Hungary	Sweden
Ireland	<b>UK</b>

- Policies & Partners Overview
- Preferred Actor Level
- Preferred Actor Level (Public View)
- Priorities and Favoured Partners**



# Priorities and Favoured Partners Single fiscal policy & Eurozone governance

## Q12

“What policy projects have the highest priority for your country's government? Which countries are favoured partners for cooperating on these priorities?”

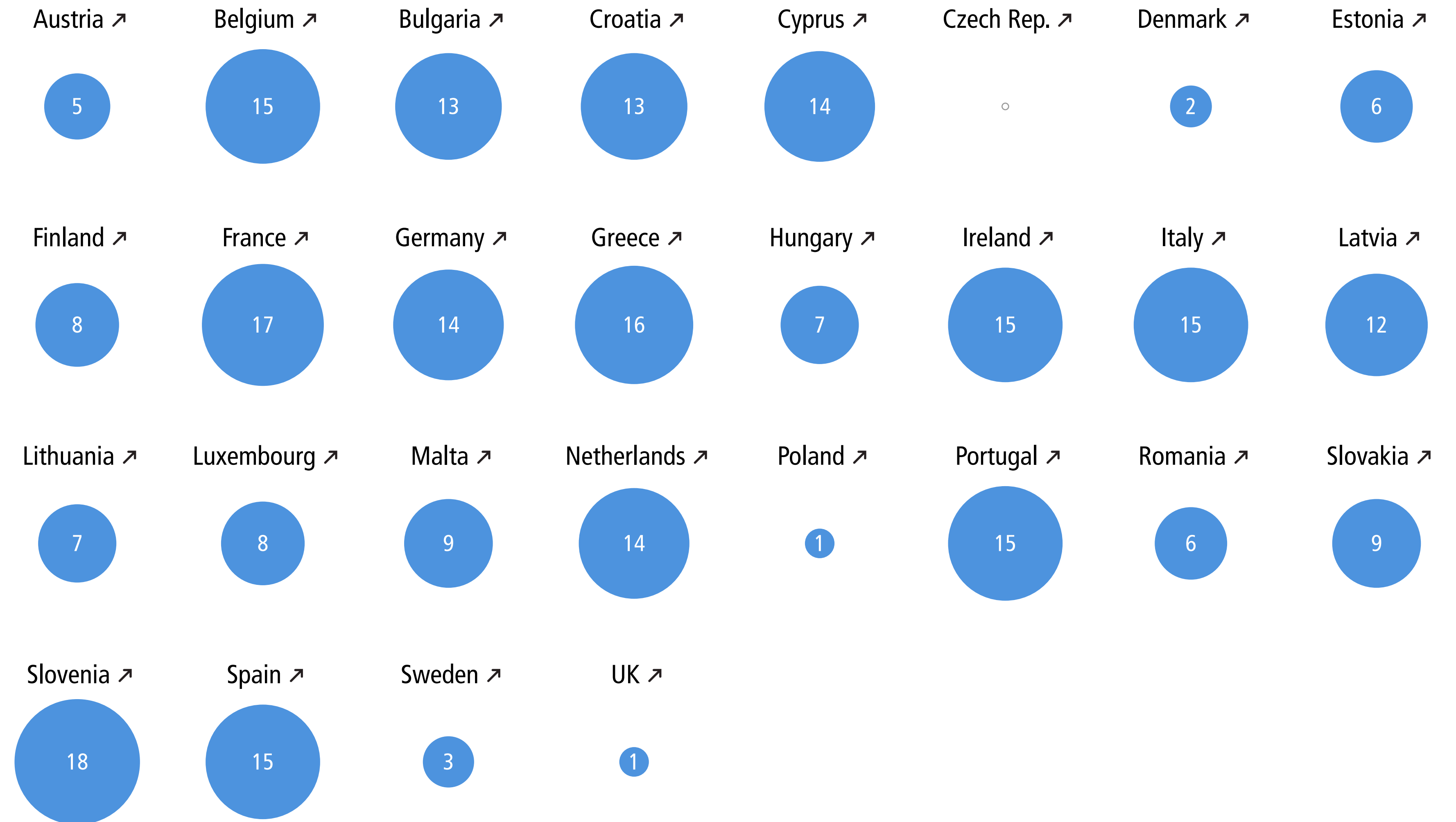
Countries sorted by list

Countries sorted by priority

Top 8 countries and partners' response ●

Additional countries; partners' response ●

Countries	Policies
	Single fiscal policy & Eurozone governance
	Fully completed single market
	Common social policy
	Common digital policy
	Common energy policy
	Single climate policy
	Integrated foreign and security policy
	Common policy in justice & home affairs
	Common immigration and asylum policy
	Common development assistance policy
	Common border police and coast guard
	Common defence structures
	Common China policy
	Common USA policy
	Common Russia policy
	Common Ukraine policy
	Common Syria policy
	Common MENA policy
	Policies & Partners Overview
	Preferred Actor Level
	Preferred Actor Level (Public View)
	<b>Priorities and Favoured Partners</b>



Number of respondents: 548. Numbers in circles show percentage of votes



# Priorities and Favoured Partners Single fiscal policy & Eurozone governance

## Q12

“What policy projects have the highest priority for your country's government? Which countries are favoured partners for cooperating on these priorities?”

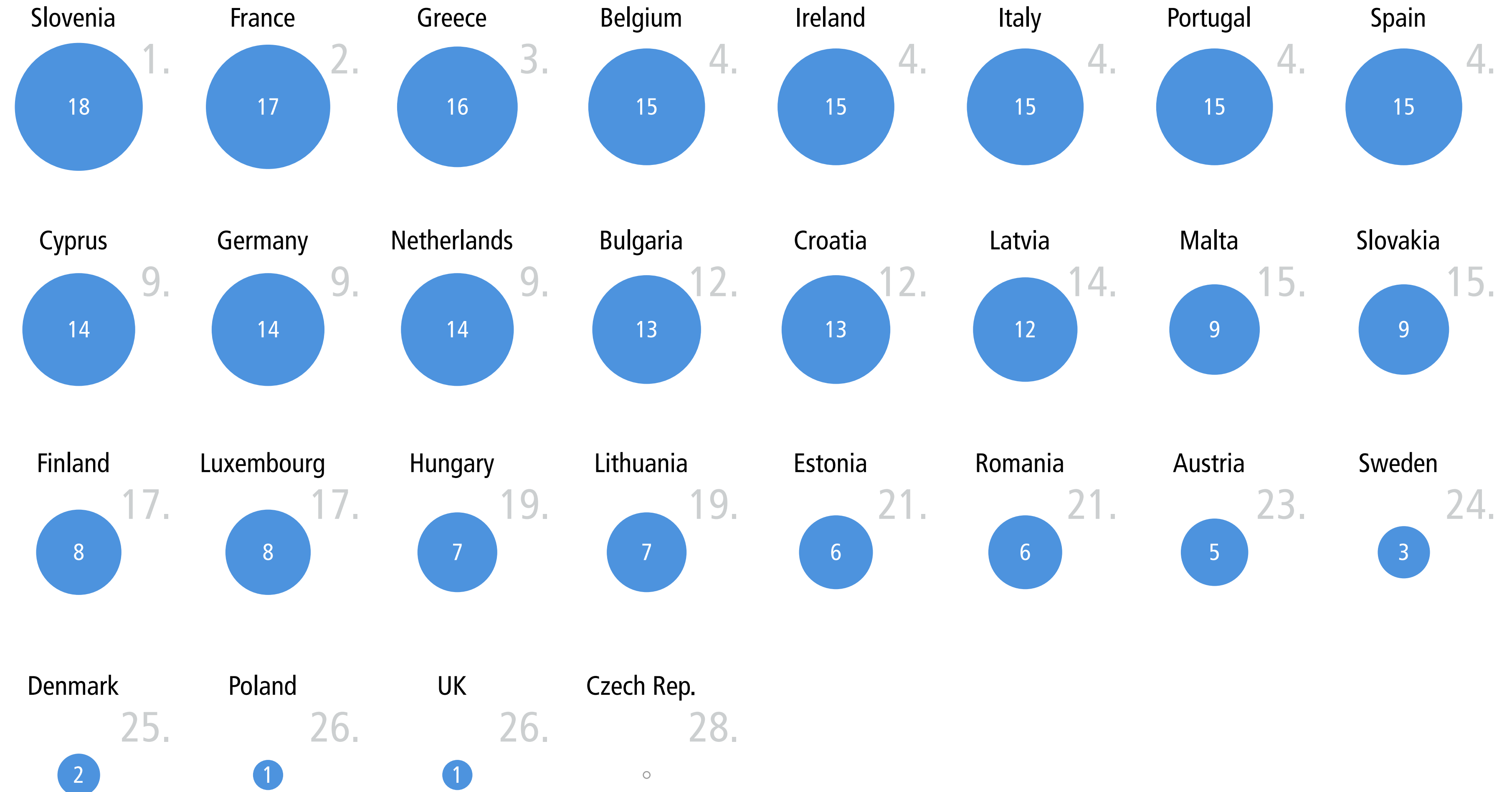
Countries sorted by list

Countries sorted by priority

Top 8 countries and partners' response ●

Additional countries; partners' response ●

Countries	Policies
	<b>Single fiscal policy &amp; Eurozone governance</b>
	Fully completed single market
	Common social policy
	Common digital policy
	Common energy policy
	Single climate policy
	Integrated foreign and security policy
	Common policy in justice & home affairs
	Common immigration and asylum policy
	Common development assistance policy
	Common border police and coast guard
	Common defence structures
	Common China policy
	Common USA policy
	Common Russia policy
	Common Ukraine policy
	Common Syria policy
	Common MENA policy
	Policies & Partners Overview
	Preferred Actor Level
	Preferred Actor Level (Public View)
	<b>Priorities and Favoured Partners</b>



Number of respondents: 548. Numbers in circles show percentage of votes

# Priorities and Favoured Partners Single fiscal policy & Eurozone governance

## Q12

“What policy projects have the highest priority for your country's government? Which countries are favoured partners for cooperating on these priorities?”

Countries sorted by list

Countries sorted by priority

**Top 8 countries and partners' response**

Additional countries; partners' response

Help x

Countries Policies

**Single fiscal policy & Eurozone governance**

- Fully completed single market
- Common social policy
- Common digital policy
- Common energy policy
- Single climate policy

---

- Integrated foreign and security policy
- Common policy in justice & home affairs
- Common immigration and asylum policy
- Common development assistance policy
- Common border police and coast guard
- Common defence structures

---


- Common China policy
- Common USA policy
- Common Russia policy
- Common Ukraine policy
- Common Syria policy
- Common MENA policy

Policies & Partners Overview


Preferred Actor Level

Preferred Actor Level (Public View)

**Priorities and Favoured Partners**



Overall most favoured partners: Single fiscal policy and Eurozone governance



# Priorities and Favoured Partners

## Single fiscal policy & Eurozone governance

Q12

“What policy projects have the highest priority for your country's government? Which countries are favoured partners for cooperating on these priorities?”

Countries sorted by list

Countries sorted by priority

Top 8 countries and partners' response ●

Additional countries; partners' response ●

Help ✕

Countries Policies

### Single fiscal policy & Eurozone governance

Fully completed single market

Common social policy

Common digital policy

Common energy policy

Single climate policy

Integrated foreign and security policy

Common policy in justice & home affairs

Common immigration and asylum policy

Common development assistance policy

Common border police and coast guard

Common defence structures

Common China policy

Common USA policy

Common Russia policy

Common Ukraine policy

Common Syria policy


Common MENA policy

Policies & Partners Overview


Preferred Actor Level

Preferred Actor Level (Public View)

Priorities and Favoured Partners



### Overall most favoured partners: Single fiscal policy and Eurozone governance





# Priorities and Favoured Partners Fully completed single market

Q12

“What policy projects have the highest priority for your country's government? Which countries are favoured partners for cooperating on these priorities?”


Countries sorted by list

Countries sorted by priority

Top 8 countries and partners' response ●

Additional countries; partners' response ●

Countries	Policies
	Single fiscal policy & Eurozone governance
	<b>Fully completed single market</b>
	Common social policy
	Common digital policy
	Common energy policy
	Single climate policy
	Integrated foreign and security policy
	Common policy in justice & home affairs
	Common immigration and asylum policy
	Common development assistance policy
	Common border police and coast guard
	Common defence structures
	Common China policy
	Common USA policy
	Common Russia policy
	Common Ukraine policy
	Common Syria policy
	Common MENA policy
	Policies & Partners Overview
	Preferred Actor Level
	Preferred Actor Level (Public View)
	<b>Priorities and Favoured Partners</b>



Number of respondents: 548. Numbers in circles show percentage of votes

# Priorities and Favoured Partners Fully completed single market

Q12

“What policy projects have the highest priority for your country's government? Which countries are favoured partners for cooperating on these priorities?”

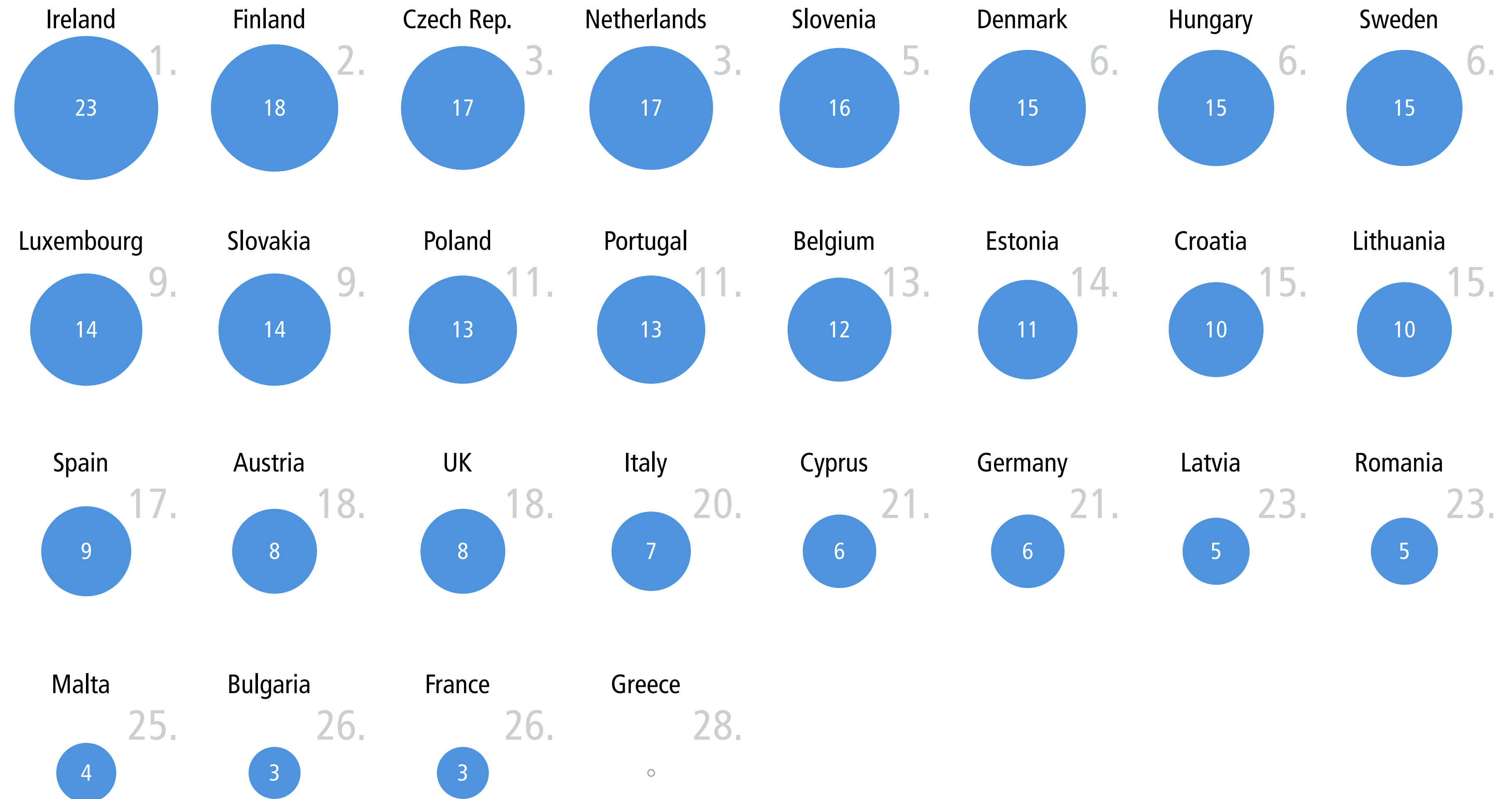
Countries sorted by list

Countries sorted by priority

Top 8 countries and partners' response ●

Additional countries; partners' response ●

Countries	Policies
	Single fiscal policy & Eurozone governance
	<b>Fully completed single market</b>
	Common social policy
	Common digital policy
	Common energy policy
	Single climate policy
	Integrated foreign and security policy
	Common policy in justice & home affairs
	Common immigration and asylum policy
	Common development assistance policy
	Common border police and coast guard
	Common defence structures
	Common China policy
	Common USA policy
	Common Russia policy
	Common Ukraine policy
	Common Syria policy
	Common MENA policy
	Policies & Partners Overview
	Preferred Actor Level
	Preferred Actor Level (Public View)
	<b>Priorities and Favoured Partners</b>



Number of respondents: 548. Numbers in circles show percentage of votes

# Priorities and Favoured Partners Fully completed single market

Q12

“What policy projects have the highest priority for your country's government? Which countries are favoured partners for cooperating on these priorities?”

Countries sorted by list

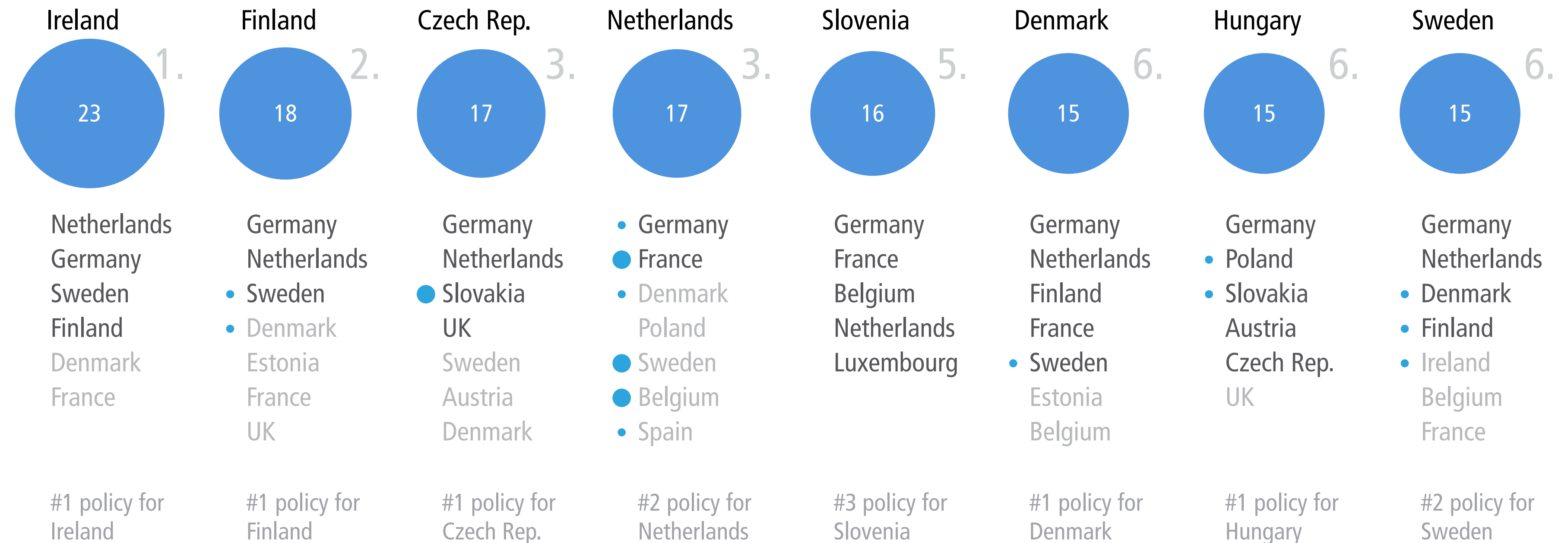
Countries sorted by priority

**Top 8 countries and partners' response**


Additional countries; partners' response

Help x

Countries	Policies
	Single fiscal policy & Eurozone governance
	<b>Fully completed single market</b>
	Common social policy
	Common digital policy
	Common energy policy
	Single climate policy
	Integrated foreign and security policy
	Common policy in justice & home affairs
	Common immigration and asylum policy
	Common development assistance policy
	Common border police and coast guard
	Common defence structures
	Common China policy
	Common USA policy
	Common Russia policy
	Common Ukraine policy
	Common Syria policy
	Common MENA policy
	Policies & Partners Overview
	Preferred Actor Level
	Preferred Actor Level (Public View)
	<b>Priorities and Favoured Partners</b>



## Overall most favoured partners: Fully completed single market





# Priorities and Favoured Partners Fully completed single market

Q12

“What policy projects have the highest priority for your country's government? Which countries are favoured partners for cooperating on these priorities?”

Countries sorted by list


Countries sorted by priority

Top 8 countries and partners' response ●


Additional countries; partners' response ●

Help ✕

Countries	Policies
	Single fiscal policy & Eurozone governance
	<b>Fully completed single market</b>
	Common social policy
	Common digital policy
	Common energy policy
	Single climate policy
	Integrated foreign and security policy
	Common policy in justice & home affairs
	Common immigration and asylum policy
	Common development assistance policy
	Common border police and coast guard
	Common defence structures
	Common China policy
	Common USA policy
	Common Russia policy
	Common Ukraine policy
	Common Syria policy
	Common MENA policy
	Policies & Partners Overview
	Preferred Actor Level
	Preferred Actor Level (Public View)
	<b>Priorities and Favoured Partners</b>



## Overall most favoured partners: Fully completed single market



# Priorities and Favoured Partners Common social policy

## Q12

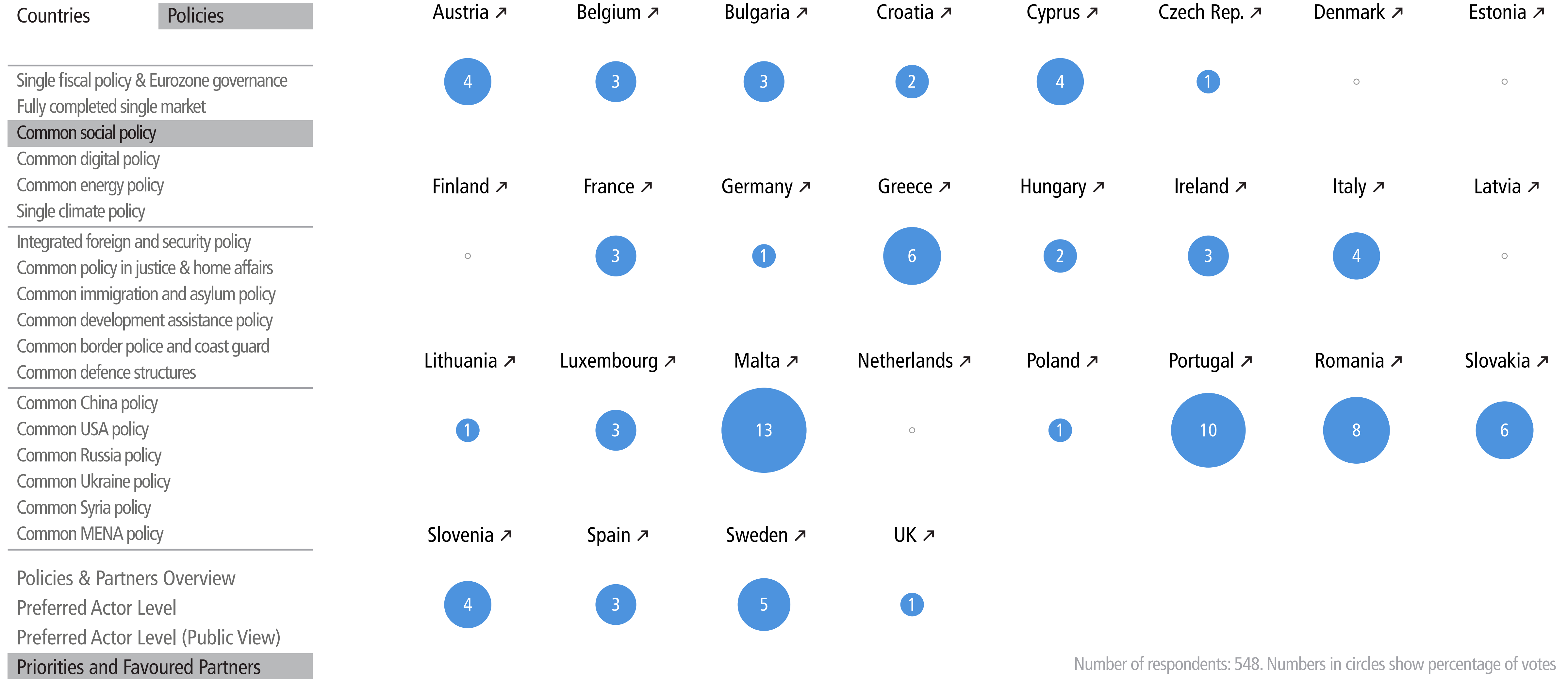
“What policy projects have the highest priority for your country's government? Which countries are favoured partners for cooperating on these priorities?”

Countries sorted by list

Countries sorted by priority

Top 8 countries and partners' response ●

Additional countries; partners' response ●



# Priorities and Favoured Partners

## Common social policy

Q12

“What policy projects have the highest priority for your country's government? Which countries are favoured partners for cooperating on these priorities?”

Countries sorted by list

Countries sorted by priority

Top 8 countries and partners' response ●

Additional countries; partners' response ●

Countries	Policies
	Single fiscal policy & Eurozone governance
	Fully completed single market
	<b>Common social policy</b>
	Common digital policy
	Common energy policy
	Single climate policy
	Integrated foreign and security policy
	Common policy in justice & home affairs
	Common immigration and asylum policy
	Common development assistance policy
	Common border police and coast guard
	Common defence structures
	Common China policy
	Common USA policy
	Common Russia policy
	Common Ukraine policy
	Common Syria policy
	Common MENA policy
	Policies & Partners Overview
	Preferred Actor Level
	Preferred Actor Level (Public View)
	<b>Priorities and Favoured Partners</b>



Number of respondents: 548. Numbers in circles show percentage of votes



# Priorities and Favoured Partners Common social policy

Q12

“What policy projects have the highest priority for your country's government? Which countries are favoured partners for cooperating on these priorities?”

Countries sorted by list

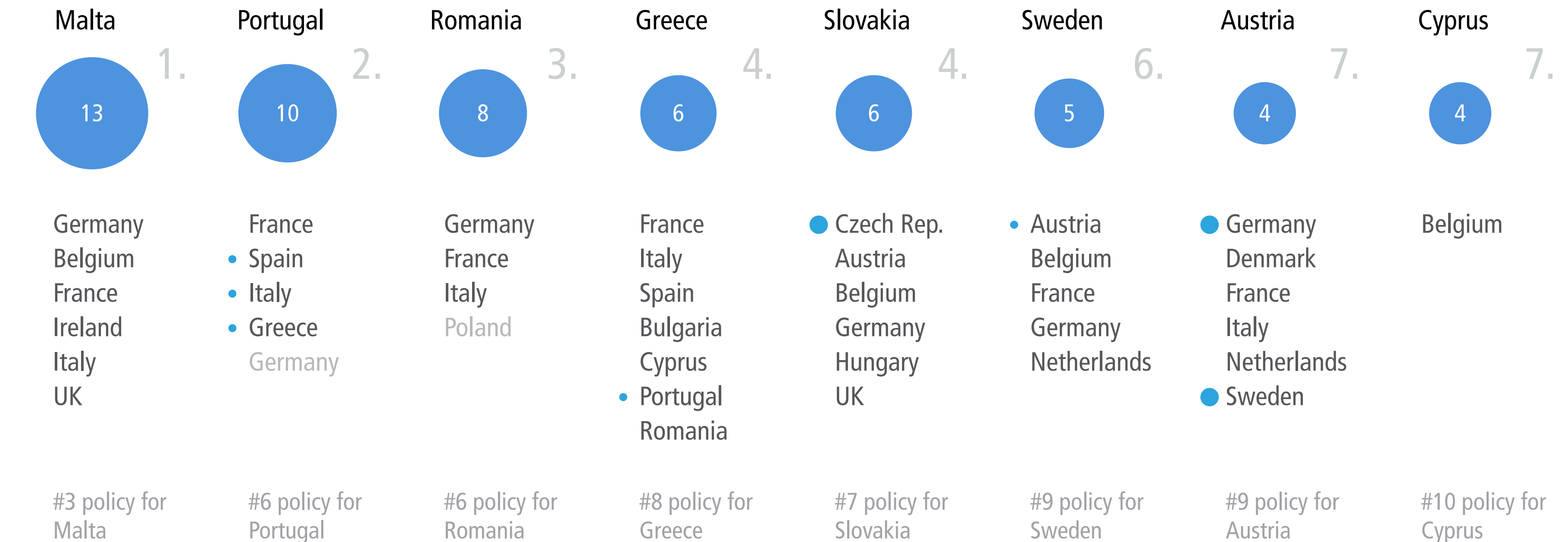
Countries sorted by priority

Top 8 countries and partners' response ●


Additional countries; partners' response ●

Help ✕

Countries	Policies
	Single fiscal policy & Eurozone governance Fully completed single market
	<b>Common social policy</b>
	Common digital policy Common energy policy Single climate policy
	Integrated foreign and security policy Common policy in justice & home affairs Common immigration and asylum policy Common development assistance policy Common border police and coast guard Common defence structures
	Common China policy Common USA policy Common Russia policy Common Ukraine policy Common Syria policy Common MENA policy
	Policies & Partners Overview Preferred Actor Level Preferred Actor Level (Public View)
	<b>Priorities and Favoured Partners</b>



## Overall most favoured partners: Common social policy



# Priorities and Favoured Partners Common social policy

Q12

“What policy projects have the highest priority for your country's government? Which countries are favoured partners for cooperating on these priorities?”

Countries sorted by list

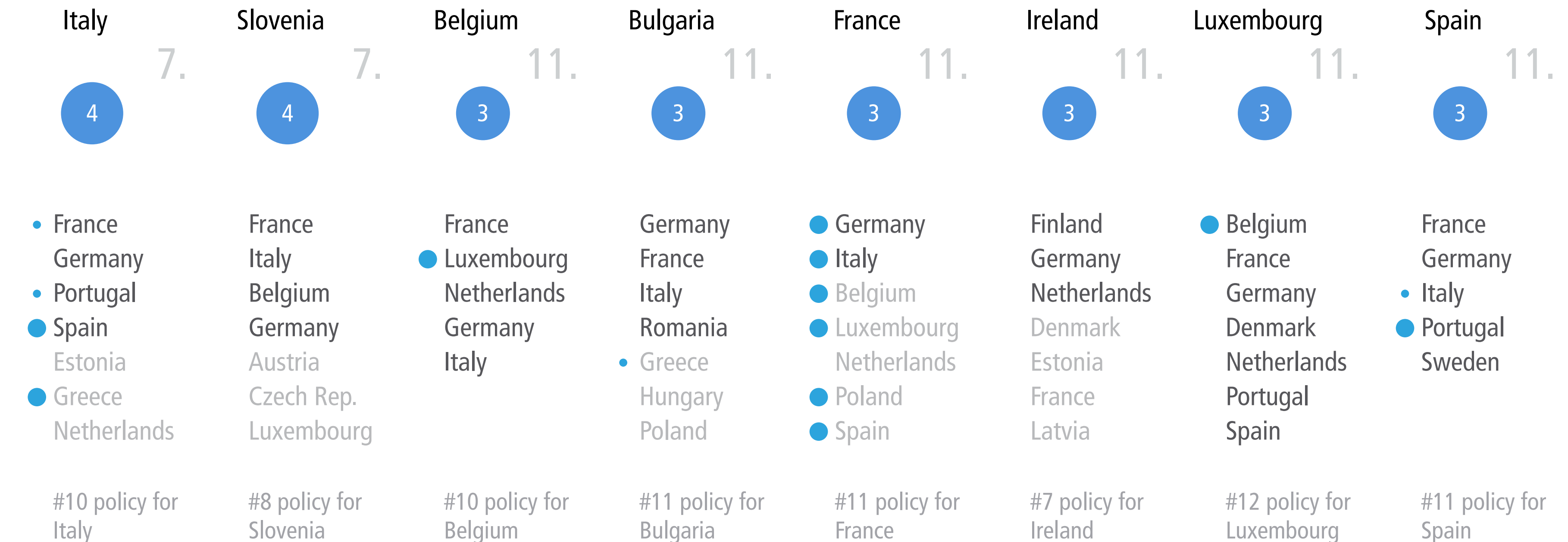
Countries sorted by priority

Top 8 countries and partners' response ●


Additional countries; partners' response ●

Help ✕

Countries	Policies
	Single fiscal policy & Eurozone governance
	Fully completed single market
	<b>Common social policy</b>
	Common digital policy
	Common energy policy
	Single climate policy
	Integrated foreign and security policy
	Common policy in justice & home affairs
	Common immigration and asylum policy
	Common development assistance policy
	Common border police and coast guard
	Common defence structures
	Common China policy
	Common USA policy
	Common Russia policy
	Common Ukraine policy
	Common Syria policy
	Common MENA policy
	Policies & Partners Overview
	Preferred Actor Level
	Preferred Actor Level (Public View)
	<b>Priorities and Favoured Partners</b>



## Overall most favoured partners: Common social policy



# Priorities and Favoured Partners

## Common digital policy

Q12


“What policy projects have the highest priority for your country's government? Which countries are favoured partners for cooperating on these priorities?”

Countries sorted by list

Countries sorted by priority

Top 8 countries and partners' response ●

Additional countries; partners' response ●



Number of respondents: 548. Numbers in circles show percentage of votes



# Priorities and Favoured Partners Common digital policy

Q12

“What policy projects have the highest priority for your country's government? Which countries are favoured partners for cooperating on these priorities?”

Countries sorted by list

Countries sorted by priority

Top 8 countries and partners' response ●

Additional countries; partners' response ●

Countries	Policies
	Single fiscal policy & Eurozone governance
	Fully completed single market
	Common social policy
	<b>Common digital policy</b>
	Common energy policy
	Single climate policy
	Integrated foreign and security policy
	Common policy in justice & home affairs
	Common immigration and asylum policy
	Common development assistance policy
	Common border police and coast guard
	Common defence structures
	Common China policy
	Common USA policy
	Common Russia policy
	Common Ukraine policy
	Common Syria policy
	Common MENA policy
	Policies & Partners Overview
	Preferred Actor Level
	Preferred Actor Level (Public View)
	<b>Priorities and Favoured Partners</b>



Number of respondents: 548. Numbers in circles show percentage of votes

# Priorities and Favoured Partners Common digital policy

Q12

“What policy projects have the highest priority for your country's government? Which countries are favoured partners for cooperating on these priorities?”

Countries sorted by list


Countries sorted by priority

**Top 8 countries and partners' response**

Additional countries; partners' response

Help x

Countries	Policies
	Single fiscal policy & Eurozone governance
	Fully completed single market
	Common social policy
	<b>Common digital policy</b>
	Common energy policy
	Single climate policy
	Integrated foreign and security policy
	Common policy in justice & home affairs
	Common immigration and asylum policy
	Common development assistance policy
	Common border police and coast guard
	Common defence structures
	Common China policy
	Common USA policy
	Common Russia policy
	Common Ukraine policy
	Common Syria policy
	Common MENA policy
	Policies & Partners Overview
	Preferred Actor Level
	Preferred Actor Level (Public View)
	<b>Priorities and Favoured Partners</b>



## Overall most favoured partners: Common digital policy



# Priorities and Favoured Partners Common digital policy

Q12

“What policy projects have the highest priority for your country's government? Which countries are favoured partners for cooperating on these priorities?”

Countries sorted by list


Countries sorted by priority

Top 8 countries and partners' response ●

Additional countries; partners' response ●

Help ✕

Countries	Policies
	Single fiscal policy & Eurozone governance
	Fully completed single market
	Common social policy
	<b>Common digital policy</b>
	Common energy policy
	Single climate policy
	Integrated foreign and security policy
	Common policy in justice & home affairs
	Common immigration and asylum policy
	Common development assistance policy
	Common border police and coast guard
	Common defence structures
	Common China policy
	Common USA policy
	Common Russia policy
	Common Ukraine policy
	Common Syria policy
	Common MENA policy
	Policies & Partners Overview
	Preferred Actor Level
	Preferred Actor Level (Public View)
	<b>Priorities and Favoured Partners</b>



## Overall most favoured partners: Common digital policy





# Priorities and Favoured Partners Common energy policy

## Q12


“What policy projects have the highest priority for your country's government? Which countries are favoured partners for cooperating on these priorities?”

Countries sorted by list

Countries sorted by priority

Top 8 countries and partners' response ●

Additional countries; partners' response ●



Number of respondents: 548. Numbers in circles show percentage of votes

# Priorities and Favoured Partners

## Common energy policy

Q12

“What policy projects have the highest priority for your country's government? Which countries are favoured partners for cooperating on these priorities?”

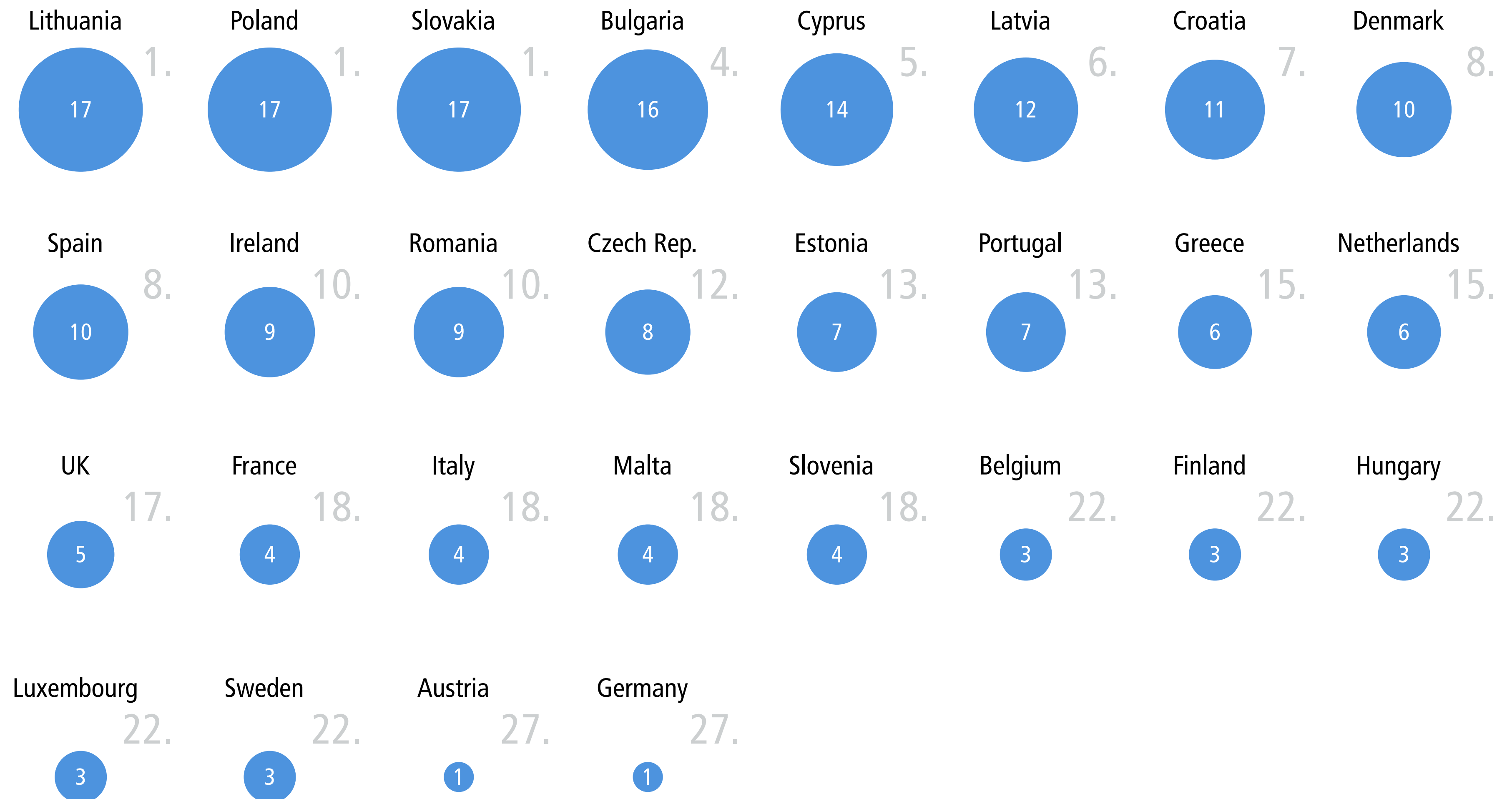
Countries sorted by list

Countries sorted by priority

Top 8 countries and partners' response ●

Additional countries; partners' response ●

Countries	Policies
	Single fiscal policy & Eurozone governance
	Fully completed single market
	Common social policy
	Common digital policy
	<b>Common energy policy</b>
	Single climate policy
	Integrated foreign and security policy
	Common policy in justice & home affairs
	Common immigration and asylum policy
	Common development assistance policy
	Common border police and coast guard
	Common defence structures
	Common China policy
	Common USA policy
	Common Russia policy
	Common Ukraine policy
	Common Syria policy
	Common MENA policy
	Policies & Partners Overview
	Preferred Actor Level
	Preferred Actor Level (Public View)
	<b>Priorities and Favoured Partners</b>



Number of respondents: 548. Numbers in circles show percentage of votes

# Priorities and Favoured Partners Common energy policy

Q12

“What policy projects have the highest priority for your country's government? Which countries are favoured partners for cooperating on these priorities?”

Countries sorted by list

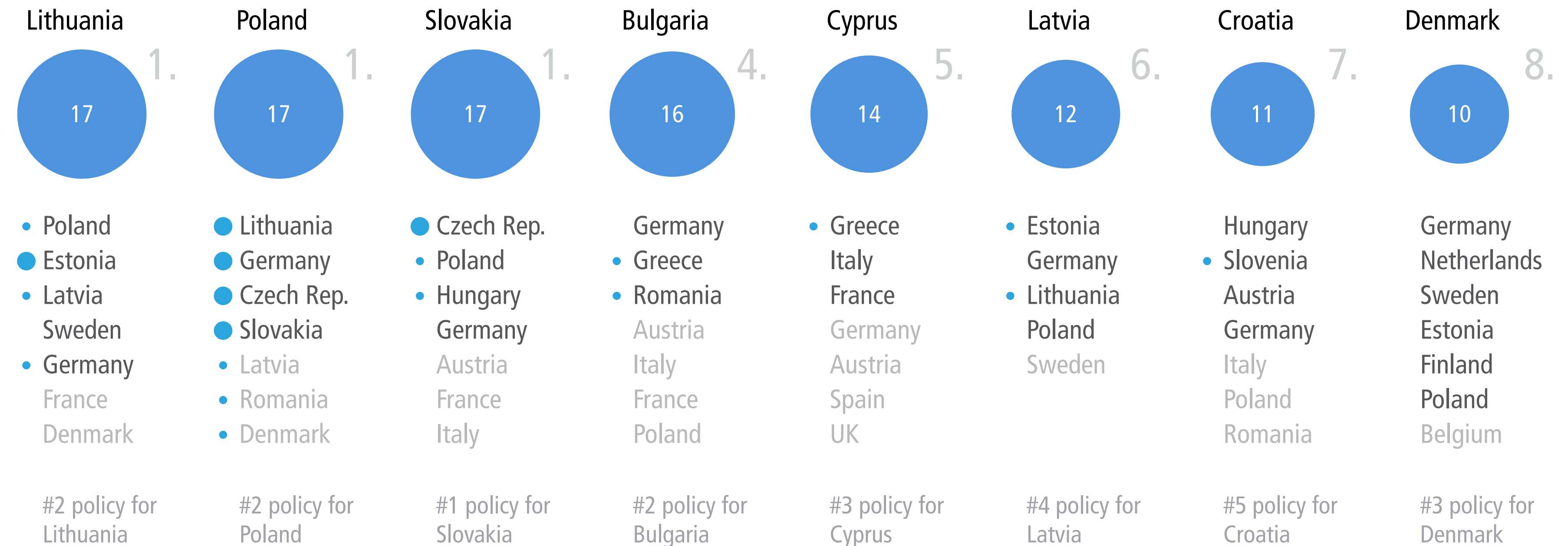
Countries sorted by priority

**Top 8 countries and partners' response**


Additional countries; partners' response

Help x

Countries	Policies
	Single fiscal policy & Eurozone governance
	Fully completed single market
	Common social policy
	Common digital policy
	<b>Common energy policy</b>
	Single climate policy
	Integrated foreign and security policy
	Common policy in justice & home affairs
	Common immigration and asylum policy
	Common development assistance policy
	Common border police and coast guard
	Common defence structures
	Common China policy
	Common USA policy
	Common Russia policy
	Common Ukraine policy
	Common Syria policy
	Common MENA policy
	Policies & Partners Overview
	Preferred Actor Level
	Preferred Actor Level (Public View)
	<b>Priorities and Favoured Partners</b>



## Overall most favoured partners: Common energy policy





# Priorities and Favoured Partners

## Common energy policy

Q12

“What policy projects have the highest priority for your country's government? Which countries are favoured partners for cooperating on these priorities?”

Countries sorted by list

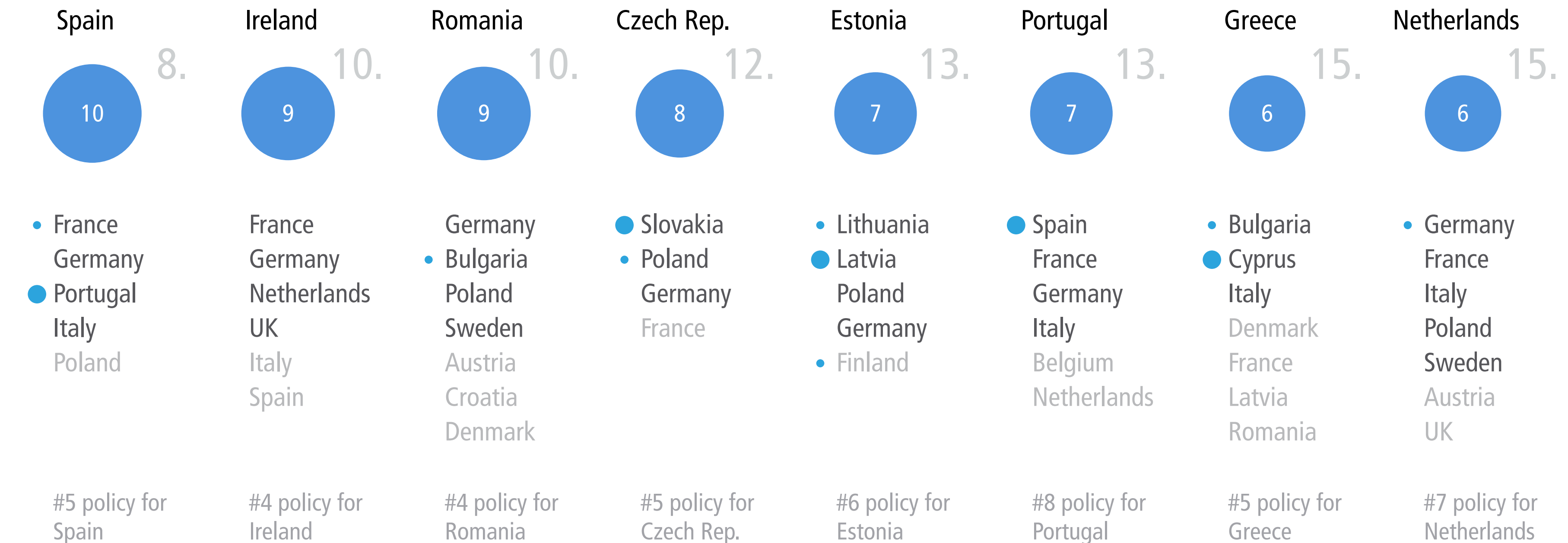
Countries sorted by priority

Top 8 countries and partners' response ●


Additional countries; partners' response ●

Help ✕

Countries	Policies
	Single fiscal policy & Eurozone governance
	Fully completed single market
	Common social policy
	Common digital policy
	<b>Common energy policy</b>
	Single climate policy
	Integrated foreign and security policy
	Common policy in justice & home affairs
	Common immigration and asylum policy
	Common development assistance policy
	Common border police and coast guard
	Common defence structures
	Common China policy
	Common USA policy
	Common Russia policy
	Common Ukraine policy
	Common Syria policy
	Common MENA policy
	Policies & Partners Overview
	Preferred Actor Level
	Preferred Actor Level (Public View)
	<b>Priorities and Favoured Partners</b>



### Overall most favoured partners: Common energy policy



# Priorities and Favoured Partners Single climate policy

Q12


“What policy projects have the highest priority for your country's government? Which countries are favoured partners for cooperating on these priorities?”

Countries sorted by list

Countries sorted by priority

Top 8 countries and partners' response ●

Additional countries; partners' response ●



Number of respondents: 548. Numbers in circles show percentage of votes

# Priorities and Favoured Partners Single climate policy

## Q12

“What policy projects have the highest priority for your country's government? Which countries are favoured partners for cooperating on these priorities?”


Countries sorted by list

Countries sorted by priority

Top 8 countries and partners' response ●

Additional countries; partners' response ●

Countries	Policies
	Single fiscal policy & Eurozone governance
	Fully completed single market
	Common social policy
	Common digital policy
	Common energy policy
	<b>Single climate policy</b>
	Integrated foreign and security policy
	Common policy in justice & home affairs
	Common immigration and asylum policy
	Common development assistance policy
	Common border police and coast guard
	Common defence structures
	Common China policy
	Common USA policy
	Common Russia policy
	Common Ukraine policy
	Common Syria policy
	Common MENA policy
	Policies & Partners Overview
	Preferred Actor Level
	Preferred Actor Level (Public View)
	<b>Priorities and Favoured Partners</b>



Number of respondents: 548. Numbers in circles show percentage of votes



# Priorities and Favoured Partners Single climate policy

Q12

“What policy projects have the highest priority for your country's government? Which countries are favoured partners for cooperating on these priorities?”

Countries sorted by list


Countries sorted by priority

**Top 8 countries and partners' response**


Additional countries; partners' response

Help x

Countries	Policies
	Single fiscal policy & Eurozone governance
	Fully completed single market
	Common social policy
	Common digital policy
	Common energy policy
	<b>Single climate policy</b>
	Integrated foreign and security policy
	Common policy in justice & home affairs
	Common immigration and asylum policy
	Common development assistance policy
	Common border police and coast guard
	Common defence structures
	Common China policy
	Common USA policy
	Common Russia policy
	Common Ukraine policy
	Common Syria policy
	Common MENA policy
	Policies & Partners Overview
	Preferred Actor Level
	Preferred Actor Level (Public View)
	<b>Priorities and Favoured Partners</b>



## Overall most favoured partners: Single climate policy



# Priorities and Favoured Partners Single climate policy

Q12

“What policy projects have the highest priority for your country's government? Which countries are favoured partners for cooperating on these priorities?”

Countries sorted by list

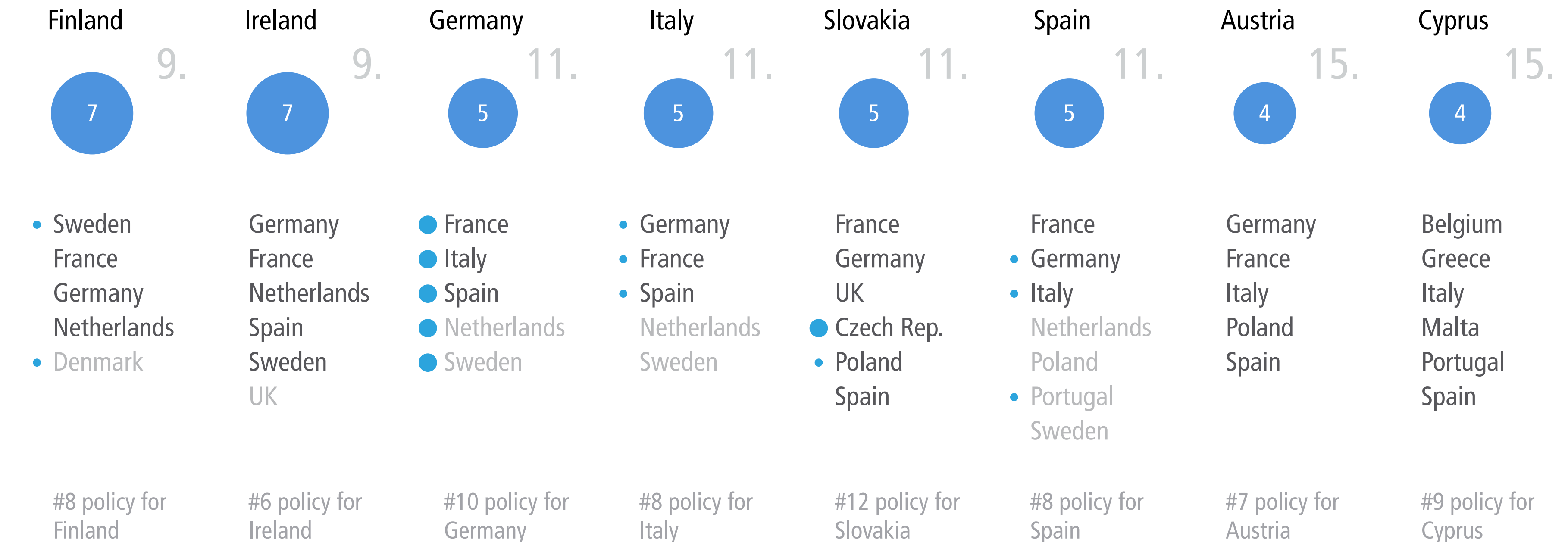
Countries sorted by priority

Top 8 countries and partners' response


Additional countries; partners' response

Help ✕

Countries	Policies
	Single fiscal policy & Eurozone governance
	Fully completed single market
	Common social policy
	Common digital policy
	Common energy policy
	<b>Single climate policy</b>
	Integrated foreign and security policy
	Common policy in justice & home affairs
	Common immigration and asylum policy
	Common development assistance policy
	Common border police and coast guard
	Common defence structures
	Common China policy
	Common USA policy
	Common Russia policy
	Common Ukraine policy
	Common Syria policy
	Common MENA policy
	Policies & Partners Overview
	Preferred Actor Level
	Preferred Actor Level (Public View)
	<b>Priorities and Favoured Partners</b>



## Overall most favoured partners: Single climate policy



# Priorities and Favoured Partners Integrated foreign and security policy

Q12

“What policy projects have the highest priority for your country's government? Which countries are favoured partners for cooperating on these priorities?”

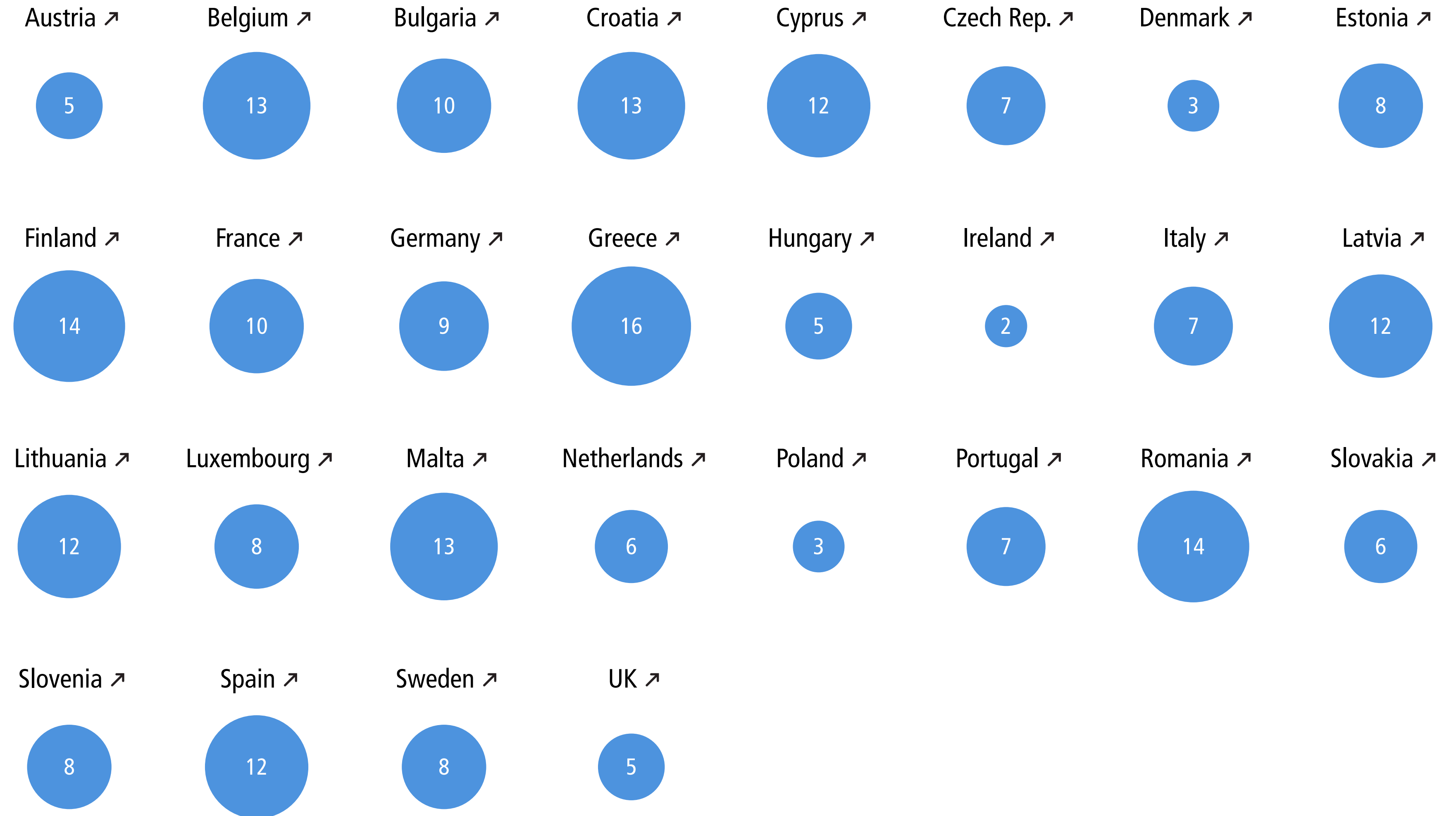
Countries sorted by list

Countries sorted by priority

Top 8 countries and partners' response ●

Additional countries; partners' response ●

Countries	Policies
	Single fiscal policy & Eurozone governance
	Fully completed single market
	Common social policy
	Common digital policy
	Common energy policy
	Single climate policy
	<b>Integrated foreign and security policy</b>
	Common policy in justice & home affairs
	Common immigration and asylum policy
	Common development assistance policy
	Common border police and coast guard
	Common defence structures
	Common China policy
	Common USA policy
	Common Russia policy
	Common Ukraine policy
	Common Syria policy
	Common MENA policy
	Policies & Partners Overview
	Preferred Actor Level
	Preferred Actor Level (Public View)
	<b>Priorities and Favoured Partners</b>



Number of respondents: 548. Numbers in circles show percentage of votes



# Priorities and Favoured Partners Integrated foreign and security policy

Q12

“What policy projects have the highest priority for your country's government? Which countries are favoured partners for cooperating on these priorities?”

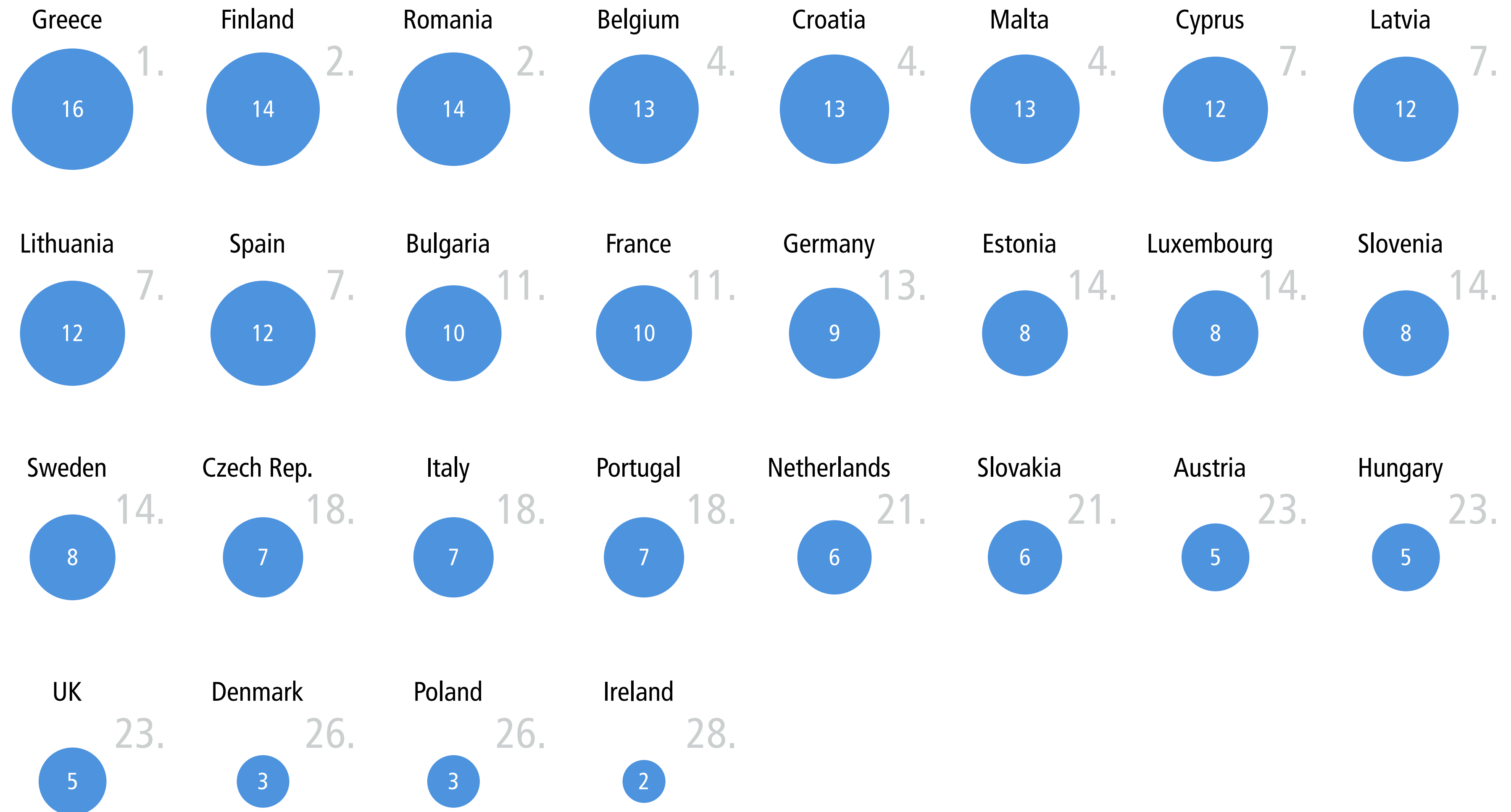
Countries sorted by list

Countries sorted by priority

Top 8 countries and partners' response ●

Additional countries; partners' response ●

Countries	Policies
	Single fiscal policy & Eurozone governance
	Fully completed single market
	Common social policy
	Common digital policy
	Common energy policy
	Single climate policy
	<b>Integrated foreign and security policy</b>
	Common policy in justice & home affairs
	Common immigration and asylum policy
	Common development assistance policy
	Common border police and coast guard
	Common defence structures
	Common China policy
	Common USA policy
	Common Russia policy
	Common Ukraine policy
	Common Syria policy
	Common MENA policy
	Policies & Partners Overview
	Preferred Actor Level
	Preferred Actor Level (Public View)
	<b>Priorities and Favoured Partners</b>



Number of respondents: 548. Numbers in circles show percentage of votes

# Priorities and Favoured Partners Integrated foreign and security policy

Q12

“What policy projects have the highest priority for your country's government? Which countries are favoured partners for cooperating on these priorities?”

Countries sorted by list


Countries sorted by priority

**Top 8 countries and partners' response**


Additional countries; partners' response

Help x

Countries	Policies
	Single fiscal policy & Eurozone governance
	Fully completed single market
	Common social policy
	Common digital policy
	Common energy policy
	Single climate policy
	<b>Integrated foreign and security policy</b>
	Common policy in justice & home affairs
	Common immigration and asylum policy
	Common development assistance policy
	Common border police and coast guard
	Common defence structures
	Common China policy
	Common USA policy
	Common Russia policy
	Common Ukraine policy
	Common Syria policy
	Common MENA policy
	Policies & Partners Overview
	Preferred Actor Level
	Preferred Actor Level (Public View)
	<b>Priorities and Favoured Partners</b>



## Overall most favoured partners: Integrated foreign and security policy



# Priorities and Favoured Partners Integrated foreign and security policy

Q12

“What policy projects have the highest priority for your country's government? Which countries are favoured partners for cooperating on these priorities?”

Countries sorted by list

Countries sorted by priority

Top 8 countries and partners' response ●


Additional countries; partners' response ●

Help ✕


Countries Policies

- Single fiscal policy & Eurozone governance
- Fully completed single market
- Common social policy
- Common digital policy
- Common energy policy
- Single climate policy
- Integrated foreign and security policy**
- Common policy in justice & home affairs
- Common immigration and asylum policy
- Common development assistance policy
- Common border police and coast guard
- Common defence structures
- Common China policy
- Common USA policy
- Common Russia policy
- Common Ukraine policy
- Common Syria policy
- Common MENA policy

- Policies & Partners Overview
- Preferred Actor Level
- Preferred Actor Level (Public View)
- Priorities and Favoured Partners**



## Overall most favoured partners: Integrated foreign and security policy





# Priorities and Favoured Partners

## Common policy in justice & home affairs

Q12

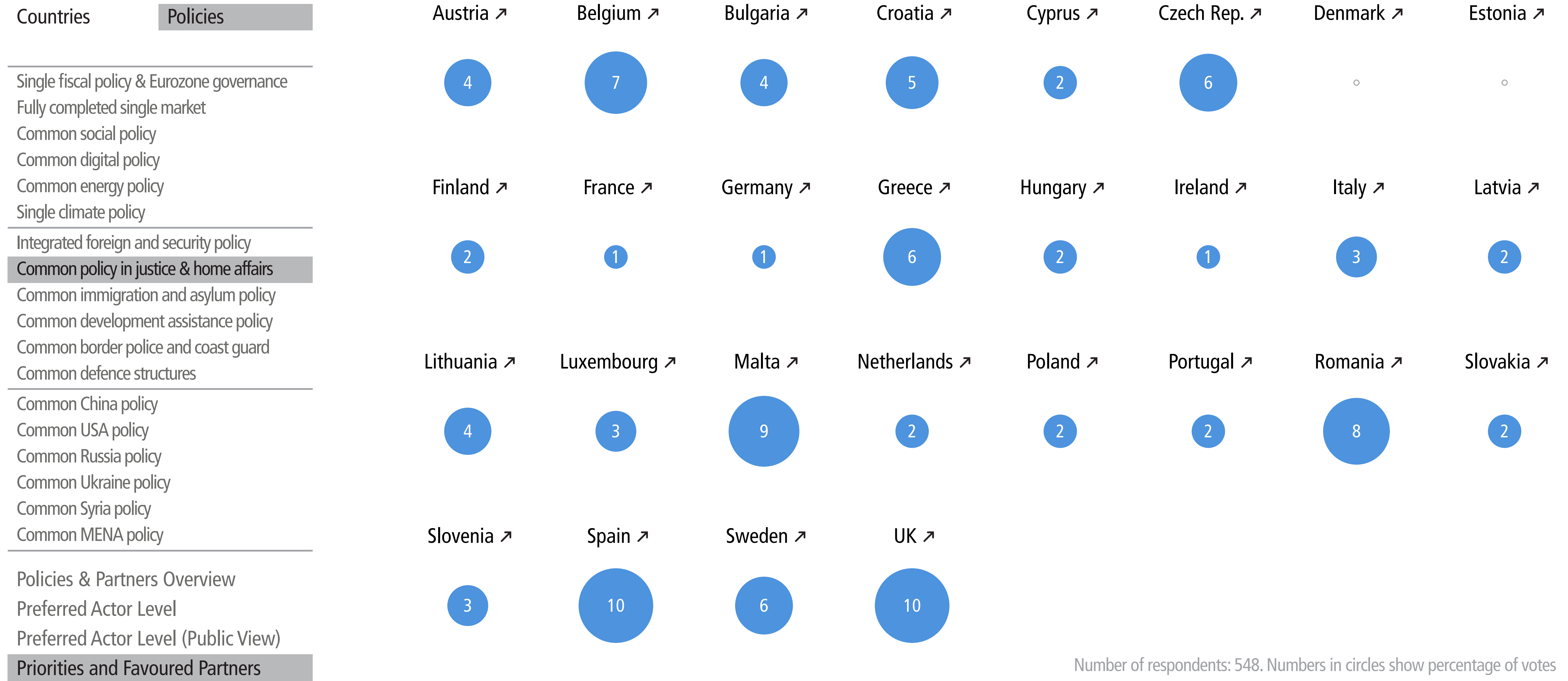
“What policy projects have the highest priority for your country's government? Which countries are favoured partners for cooperating on these priorities?”

Countries sorted by list

Countries sorted by priority

Top 8 countries and partners' response ●

Additional countries; partners' response ●



Number of respondents: 548. Numbers in circles show percentage of votes

# Priorities and Favoured Partners

## Common policy in justice & home affairs

Q12

“What policy projects have the highest priority for your country's government? Which countries are favoured partners for cooperating on these priorities?”


Countries sorted by list

Countries sorted by priority

Top 8 countries and partners' response ●

Additional countries; partners' response ●

Countries	Policies
	Single fiscal policy & Eurozone governance
	Fully completed single market
	Common social policy
	Common digital policy
	Common energy policy
	Single climate policy
	Integrated foreign and security policy
	<b>Common policy in justice &amp; home affairs</b>
	Common immigration and asylum policy
	Common development assistance policy
	Common border police and coast guard
	Common defence structures
	Common China policy
	Common USA policy
	Common Russia policy
	Common Ukraine policy
	Common Syria policy
	Common MENA policy
	Policies & Partners Overview
	Preferred Actor Level
	Preferred Actor Level (Public View)
	<b>Priorities and Favoured Partners</b>



Number of respondents: 548. Numbers in circles show percentage of votes

# Priorities and Favoured Partners Common policy in justice & home affairs

Q12

“What policy projects have the highest priority for your country's government? Which countries are favoured partners for cooperating on these priorities?”

Countries sorted by list


Countries sorted by priority

**Top 8 countries and partners' response**


Additional countries; partners' response

Help x

Countries	Policies
	Single fiscal policy & Eurozone governance
	Fully completed single market
	Common social policy
	Common digital policy
	Common energy policy
	Single climate policy
	Integrated foreign and security policy
	<b>Common policy in justice &amp; home affairs</b>
	Common immigration and asylum policy
	Common development assistance policy
	Common border police and coast guard
	Common defence structures
	Common China policy
	Common USA policy
	Common Russia policy
	Common Ukraine policy
	Common Syria policy
	Common MENA policy
	Policies & Partners Overview
	Preferred Actor Level
	Preferred Actor Level (Public View)
	<b>Priorities and Favoured Partners</b>



Overall most favoured partners: Common policy in justice and home affairs





# Priorities and Favoured Partners Common policy in justice & home affairs

Q12

“What policy projects have the highest priority for your country's government? Which countries are favoured partners for cooperating on these priorities?”

Countries sorted by list


Countries sorted by priority

Top 8 countries and partners' response ●


Additional countries; partners' response ●

Help ✕

Countries	Policies
	Single fiscal policy & Eurozone governance
	Fully completed single market
	Common social policy
	Common digital policy
	Common energy policy
	Single climate policy
	Integrated foreign and security policy
	<b>Common policy in justice &amp; home affairs</b>
	Common immigration and asylum policy
	Common development assistance policy
	Common border police and coast guard
	Common defence structures
	Common China policy
	Common USA policy
	Common Russia policy
	Common Ukraine policy
	Common Syria policy
	Common MENA policy
	Policies & Partners Overview
	Preferred Actor Level
	Preferred Actor Level (Public View)
	<b>Priorities and Favoured Partners</b>



## Overall most favoured partners: Common policy in justice and home affairs



# Priorities and Favoured Partners

## Common immigration and asylum policy

Q12

“What policy projects have the highest priority for your country's government? Which countries are favoured partners for cooperating on these priorities?”

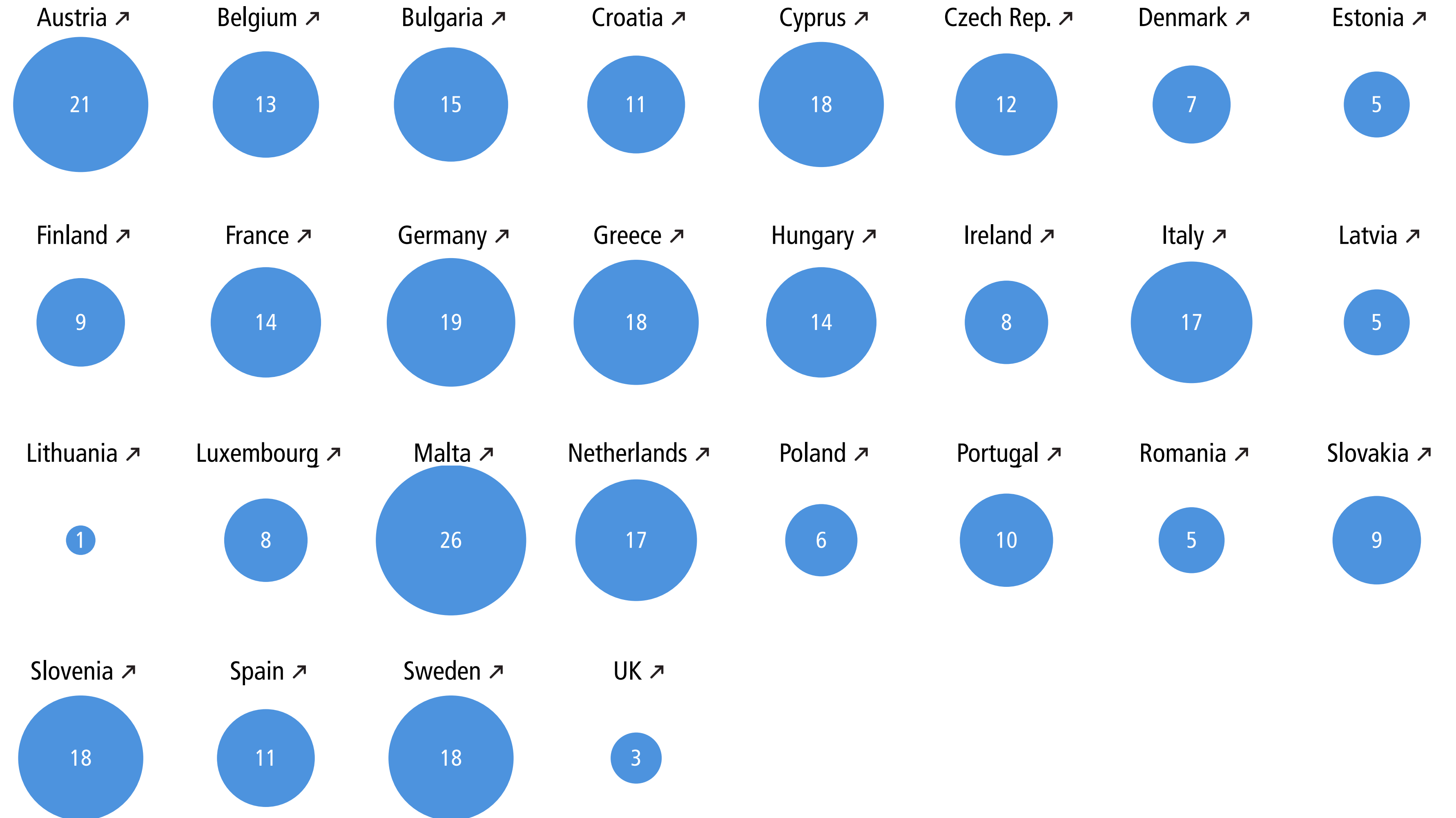
Countries sorted by list

Countries sorted by priority

Top 8 countries and partners' response

Additional countries; partners' response

Countries	Policies
	Single fiscal policy & Eurozone governance
	Fully completed single market
	Common social policy
	Common digital policy
	Common energy policy
	Single climate policy
	Integrated foreign and security policy
	Common policy in justice & home affairs
	<b>Common immigration and asylum policy</b>
	Common development assistance policy
	Common border police and coast guard
	Common defence structures
	Common China policy
	Common USA policy
	Common Russia policy
	Common Ukraine policy
	Common Syria policy
	Common MENA policy
	Policies & Partners Overview
	Preferred Actor Level
	Preferred Actor Level (Public View)
	<b>Priorities and Favoured Partners</b>



Number of respondents: 548. Numbers in circles show percentage of votes

# Priorities and Favoured Partners

## Common immigration and asylum policy

Q12

“What policy projects have the highest priority for your country's government? Which countries are favoured partners for cooperating on these priorities?”

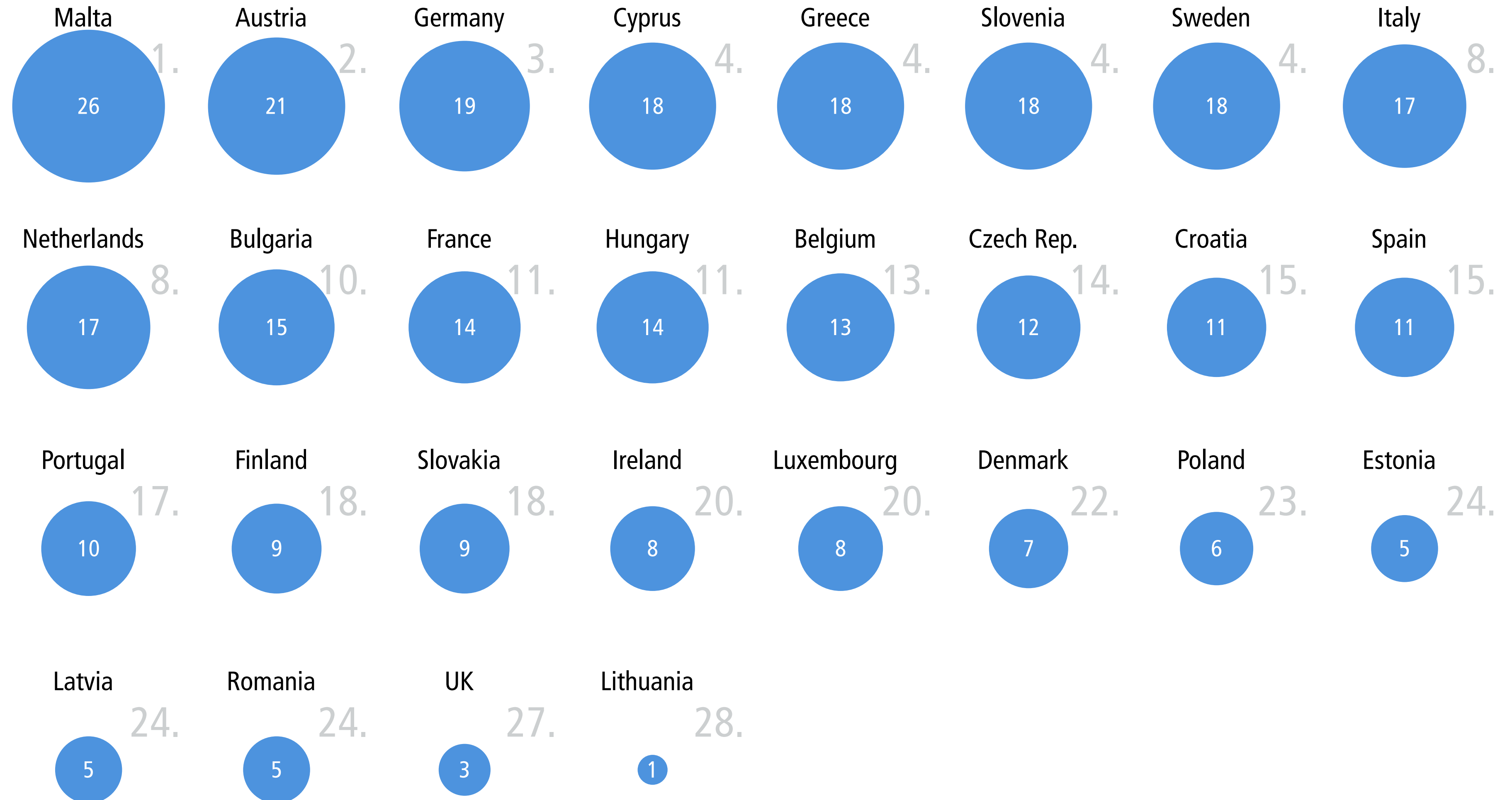
Countries sorted by list

Countries sorted by priority

Top 8 countries and partners' response ●

Additional countries; partners' response ●

Countries	Policies
	Single fiscal policy & Eurozone governance
	Fully completed single market
	Common social policy
	Common digital policy
	Common energy policy
	Single climate policy
	Integrated foreign and security policy
	Common policy in justice & home affairs
	<b>Common immigration and asylum policy</b>
	Common development assistance policy
	Common border police and coast guard
	Common defence structures
	Common China policy
	Common USA policy
	Common Russia policy
	Common Ukraine policy
	Common Syria policy
	Common MENA policy
	Policies & Partners Overview
	Preferred Actor Level
	Preferred Actor Level (Public View)
	<b>Priorities and Favoured Partners</b>



Number of respondents: 548. Numbers in circles show percentage of votes



# Priorities and Favoured Partners Common immigration and asylum policy

Q12

“What policy projects have the highest priority for your country's government? Which countries are favoured partners for cooperating on these priorities?”

Countries sorted by list


Countries sorted by priority

Top 8 countries and partners' response

Additional countries; partners' response

Help x

Countries	Policies
	Single fiscal policy & Eurozone governance
	Fully completed single market
	Common social policy
	Common digital policy
	Common energy policy
	Single climate policy
	Integrated foreign and security policy
	Common policy in justice & home affairs
	<b>Common immigration and asylum policy</b>
	Common development assistance policy
	Common border police and coast guard
	Common defence structures
	Common China policy
	Common USA policy
	Common Russia policy
	Common Ukraine policy
	Common Syria policy
	Common MENA policy
	Policies & Partners Overview
	Preferred Actor Level
	Preferred Actor Level (Public View)
	<b>Priorities and Favoured Partners</b>



## Overall most favoured partners: Common immigration and asylum policy



# Priorities and Favoured Partners Common immigration and asylum policy

Q12

“What policy projects have the highest priority for your country's government? Which countries are favoured partners for cooperating on these priorities?”

Countries sorted by list


Countries sorted by priority

Top 8 countries and partners' response ●

Additional countries; partners' response ●

Help ✕

Countries	Policies
	Single fiscal policy & Eurozone governance
	Fully completed single market
	Common social policy
	Common digital policy
	Common energy policy
	Single climate policy
	Integrated foreign and security policy
	Common policy in justice & home affairs
	<b>Common immigration and asylum policy</b>
	Common development assistance policy
	Common border police and coast guard
	Common defence structures
	Common China policy
	Common USA policy
	Common Russia policy
	Common Ukraine policy
	Common Syria policy
	Common MENA policy
	Policies & Partners Overview
	Preferred Actor Level
	Preferred Actor Level (Public View)
	<b>Priorities and Favoured Partners</b>



## Overall most favoured partners: Common immigration and asylum policy



# Priorities and Favoured Partners Common development assistance policy

## Q12

“What policy projects have the highest priority for your country's government? Which countries are favoured partners for cooperating on these priorities?”

Countries sorted  
by list

Countries sorted  
by priority

Top 8 countries and  
partners' response ●

Additional countries;  
partners' response ●

Countries	Policies							
	Austria ↗	Belgium ↗	Bulgaria ↗	Croatia ↗	Cyprus ↗	Czech Rep. ↗	Denmark ↗	Estonia ↗
Single fiscal policy & Eurozone governance	○	○	2	○	2	2	2	○
Fully completed single market								
Common social policy								
Common digital policy								
Common energy policy								
Single climate policy								
Integrated foreign and security policy	2	○	○	○	3	1	1	2
Common policy in justice & home affairs								
Common immigration and asylum policy								
Common development assistance policy								
Common border police and coast guard								
Common defence structures								
Common China policy								
Common USA policy	○	2	○	1	4	2	4	2
Common Russia policy								
Common Ukraine policy								
Common Syria policy								
Common MENA policy								
Policies & Partners Overview								
Preferred Actor Level	○	1	2	4				
Preferred Actor Level (Public View)								
Priorities and Favoured Partners								
	Lithuania ↗	Luxembourg ↗	Malta ↗	Netherlands ↗	Poland ↗	Portugal ↗	Romania ↗	Slovakia ↗
	Slovenia ↗	Spain ↗	Sweden ↗	UK ↗				

Number of respondents: 548. Numbers in circles show percentage of votes



# Priorities and Favoured Partners

## Common development assistance policy

Q12


“What policy projects have the highest priority for your country's government? Which countries are favoured partners for cooperating on these priorities?”

Countries sorted by list

Countries sorted by priority

Top 8 countries and partners' response ●

Additional countries; partners' response ●



# Priorities and Favoured Partners Common development assistance policy

Q12

“What policy projects have the highest priority for your country's government? Which countries are favoured partners for cooperating on these priorities?”

Countries sorted by list

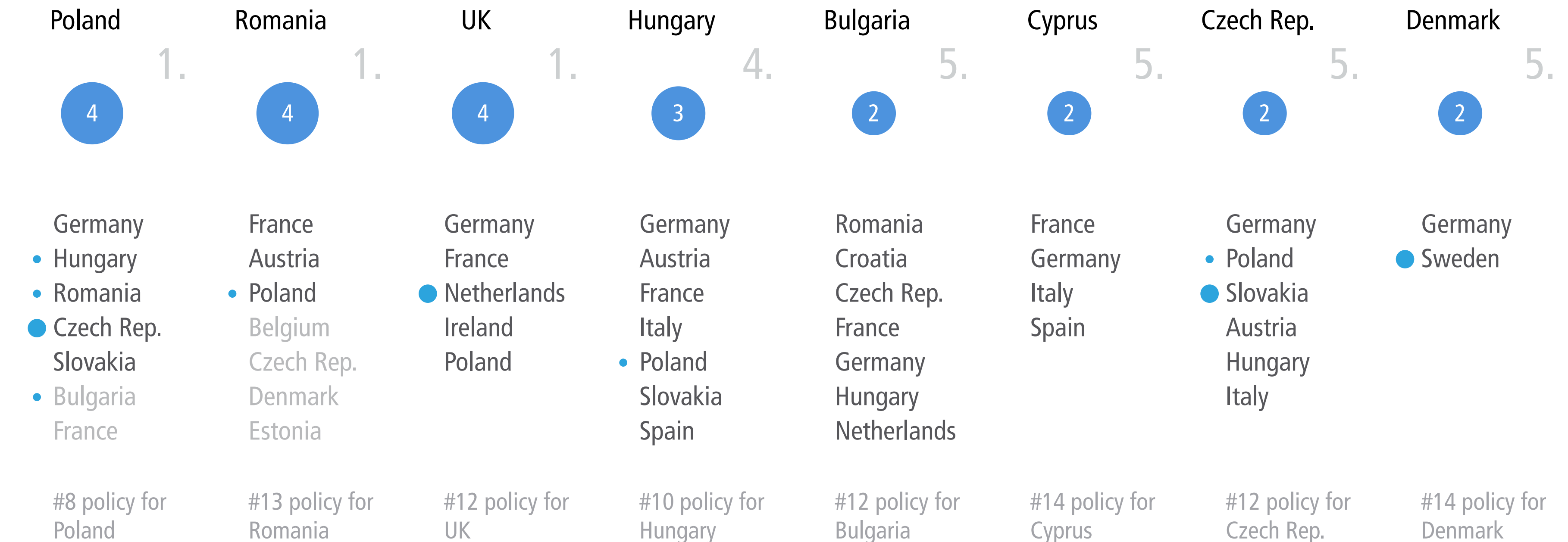
Countries sorted by priority

**Top 8 countries and partners' response**

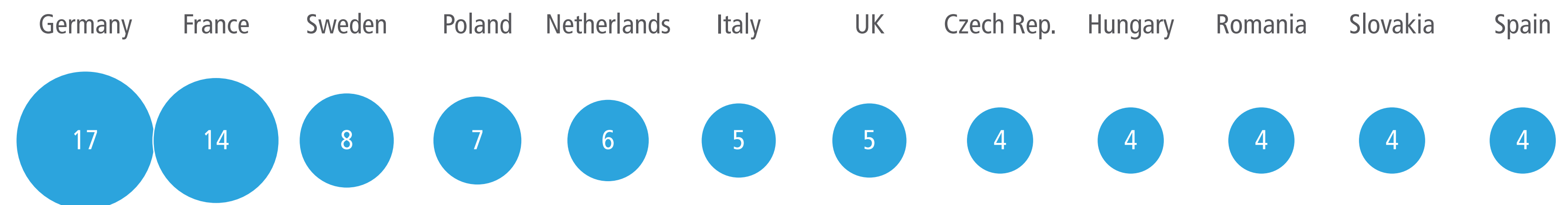
Additional countries; partners' response

Help x

Countries	Policies
	Single fiscal policy & Eurozone governance
	Fully completed single market
	Common social policy
	Common digital policy
	Common energy policy
	Single climate policy
	Integrated foreign and security policy
	Common policy in justice & home affairs
	Common immigration and asylum policy
	<b>Common development assistance policy</b>
	Common border police and coast guard
	Common defence structures
	Common China policy
	Common USA policy
	Common Russia policy
	Common Ukraine policy
	Common Syria policy
	Common MENA policy
	Policies & Partners Overview
	Preferred Actor Level
	Preferred Actor Level (Public View)
	<b>Priorities and Favoured Partners</b>



## Overall most favoured partners: Common development assistance policy



# Priorities and Favoured Partners Common development assistance policy

Q12

“What policy projects have the highest priority for your country's government? Which countries are favoured partners for cooperating on these priorities?”

Countries sorted by list

Countries sorted by priority

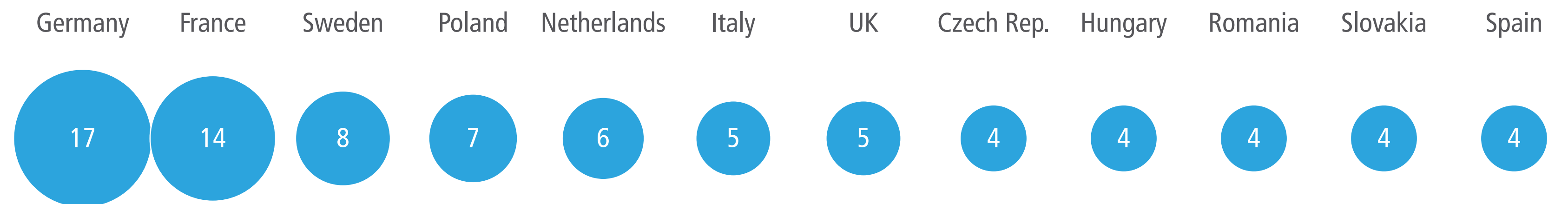
Top 8 countries and partners' response ●

Additional countries; partners' response ●

Help ✕

Countries	Policies							
	Finland	Latvia	Luxembourg	Portugal	Slovakia	Sweden	Ireland	Italy
	5.	5.	5.	5.	5.	5.	15.	15.
Single fiscal policy & Eurozone governance	2	2	2	2	2	2	1	1
Fully completed single market								
Common social policy								
Common digital policy								
Common energy policy								
Single climate policy								
Integrated foreign and security policy								
Common policy in justice & home affairs								
Common immigration and asylum policy								
Common development assistance policy								
Common border police and coast guard								
Common defence structures								
Common China policy								
Common USA policy								
Common Russia policy								
Common Ukraine policy								
Common Syria policy								
Common MENA policy								
	France Germany Netherlands Sweden Denmark UK	Estonia Lithuania Poland Sweden UK	Ireland Sweden	France Italy Spain Germany Netherlands	● Czech Rep.	● Denmark ● Ireland ● Netherlands	Finland France Germany ● Sweden	Belgium
	#13 policy for Finland	#13 policy for Latvia	#15 policy for Luxembourg	#13 policy for Portugal	#15 policy for Slovakia	#15 policy for Sweden	#15 policy for Ireland	#17 policy for Italy

## Overall most favoured partners: Common development assistance policy



- Policies & Partners Overview
- Preferred Actor Level
- Preferred Actor Level (Public View)
- Priorities and Favoured Partners**



# Priorities and Favoured Partners

## Common border police and coast guard

Q12

“What policy projects have the highest priority for your country's government? Which countries are favoured partners for cooperating on these priorities?”


Countries sorted by list

Countries sorted by priority

Top 8 countries and partners' response ●

Additional countries; partners' response ●

Countries	Policies
	Single fiscal policy & Eurozone governance
	Fully completed single market
	Common social policy
	Common digital policy
	Common energy policy
	Single climate policy
	Integrated foreign and security policy
	Common policy in justice & home affairs
	Common immigration and asylum policy
	Common development assistance policy
	<b>Common border police and coast guard</b>
	Common defence structures
	Common China policy
	Common USA policy
	Common Russia policy
	Common Ukraine policy
	Common Syria policy
	Common MENA policy
	Policies & Partners Overview
	Preferred Actor Level
	Preferred Actor Level (Public View)
	<b>Priorities and Favoured Partners</b>



Number of respondents: 548. Numbers in circles show percentage of votes

# Priorities and Favoured Partners

## Common border police and coast guard

Q12

“What policy projects have the highest priority for your country's government? Which countries are favoured partners for cooperating on these priorities?”

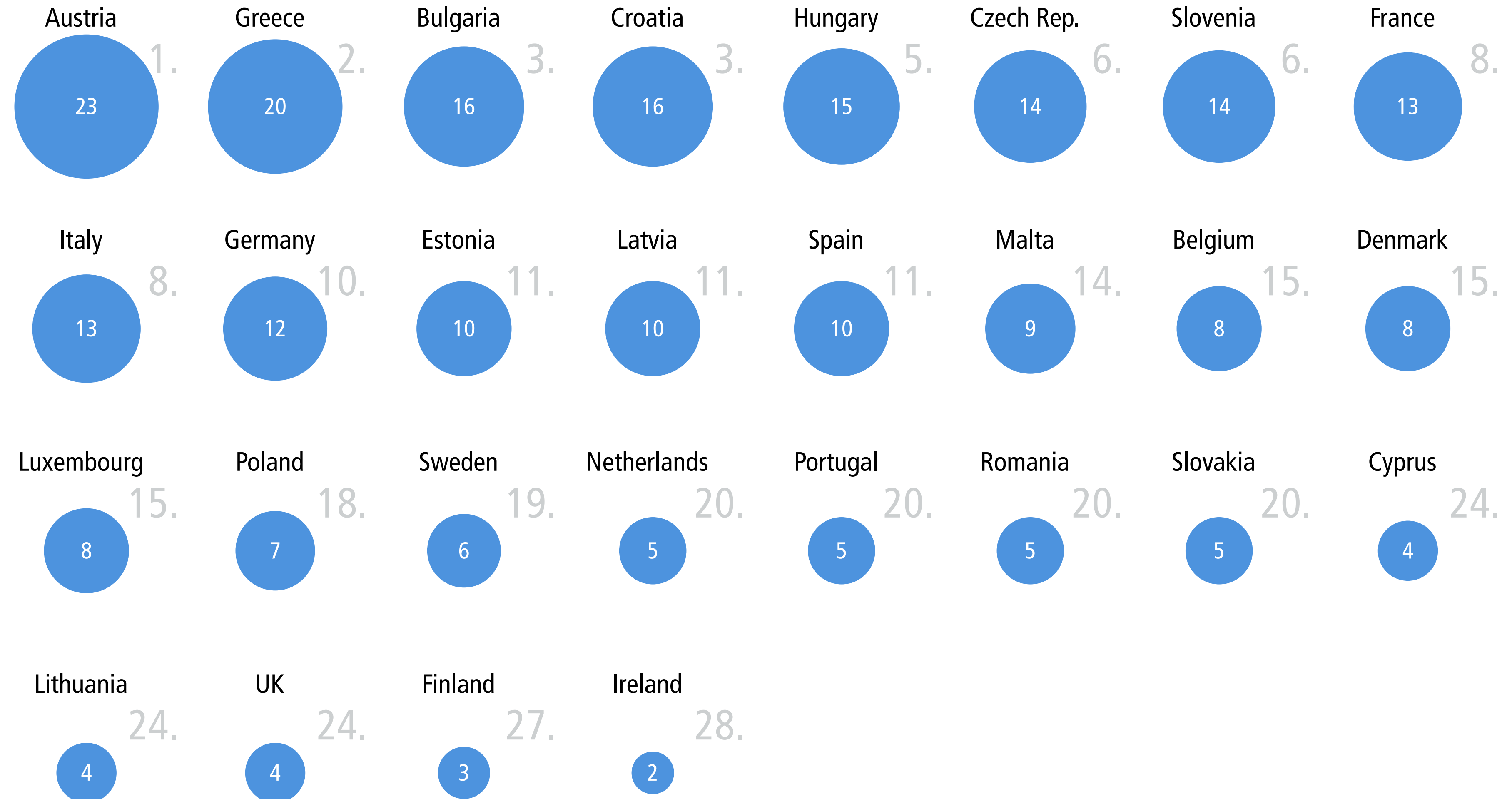
Countries sorted by list

Countries sorted by priority

Top 8 countries and partners' response ●

Additional countries; partners' response ●

Countries	Policies
	Single fiscal policy & Eurozone governance
	Fully completed single market
	Common social policy
	Common digital policy
	Common energy policy
	Single climate policy
	Integrated foreign and security policy
	Common policy in justice & home affairs
	Common immigration and asylum policy
	Common development assistance policy
	<b>Common border police and coast guard</b>
	Common defence structures
	Common China policy
	Common USA policy
	Common Russia policy
	Common Ukraine policy
	Common Syria policy
	Common MENA policy
	Policies & Partners Overview
	Preferred Actor Level
	Preferred Actor Level (Public View)
	<b>Priorities and Favoured Partners</b>



Number of respondents: 548. Numbers in circles show percentage of votes

# Priorities and Favoured Partners Common border police and coast guard

Q12

“What policy projects have the highest priority for your country's government? Which countries are favoured partners for cooperating on these priorities?”

Countries sorted by list

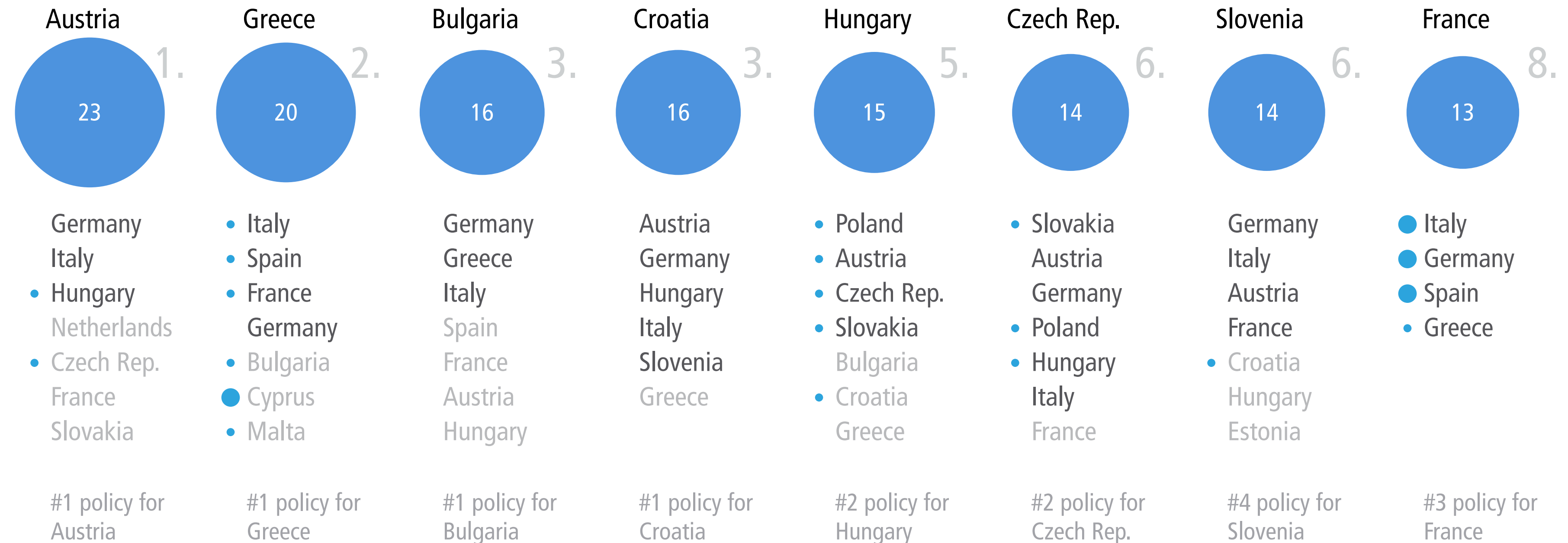
Countries sorted by priority

**Top 8 countries and partners' response**


Additional countries; partners' response

Help x

Countries	Policies
Single fiscal policy & Eurozone governance	
Fully completed single market	
Common social policy	
Common digital policy	
Common energy policy	
Single climate policy	
Integrated foreign and security policy	
Common policy in justice & home affairs	
Common immigration and asylum policy	
Common development assistance policy	
<b>Common border police and coast guard</b>	
Common defence structures	
Common China policy	
Common USA policy	
Common Russia policy	
Common Ukraine policy	
Common Syria policy	
Common MENA policy	
Policies & Partners Overview	
Preferred Actor Level	
Preferred Actor Level (Public View)	
<b>Priorities and Favoured Partners</b>	



## Overall most favoured partners: Common border police and coast guard





# Priorities and Favoured Partners Common border police and coast guard

Q12

“What policy projects have the highest priority for your country's government? Which countries are favoured partners for cooperating on these priorities?”

Countries sorted by list


Countries sorted by priority

Top 8 countries and partners' response ●


Additional countries; partners' response ●

Help ✕

Countries	Policies
	Single fiscal policy & Eurozone governance
	Fully completed single market
	Common social policy
	Common digital policy
	Common energy policy
	Single climate policy
	Integrated foreign and security policy
	Common policy in justice & home affairs
	Common immigration and asylum policy
	Common development assistance policy
	<b>Common border police and coast guard</b>
	Common defence structures
	Common China policy
	Common USA policy
	Common Russia policy
	Common Ukraine policy
	Common Syria policy
	Common MENA policy
	Policies & Partners Overview
	Preferred Actor Level
	Preferred Actor Level (Public View)
	<b>Priorities and Favoured Partners</b>



## Overall most favoured partners: Common border police and coast guard



# Priorities and Favoured Partners

## Common defence structures

Q12


“What policy projects have the highest priority for your country's government? Which countries are favoured partners for cooperating on these priorities?”

Countries sorted by list

Countries sorted by priority

Top 8 countries and partners' response ●

Additional countries; partners' response ●



# Priorities and Favoured Partners

## Common defence structures

Q12

“What policy projects have the highest priority for your country's government? Which countries are favoured partners for cooperating on these priorities?”

Countries sorted by list

Countries sorted by priority

Top 8 countries and partners' response ●

Additional countries; partners' response ●

Countries	Policies
	Single fiscal policy & Eurozone governance
	Fully completed single market
	Common social policy
	Common digital policy
	Common energy policy
	Single climate policy
	Integrated foreign and security policy
	Common policy in justice & home affairs
	Common immigration and asylum policy
	Common development assistance policy
	Common border police and coast guard
	<b>Common defence structures</b>
	Common China policy
	Common USA policy
	Common Russia policy
	Common Ukraine policy
	Common Syria policy
	Common MENA policy
	Policies & Partners Overview
	Preferred Actor Level
	Preferred Actor Level (Public View)
	<b>Priorities and Favoured Partners</b>



Number of respondents: 548. Numbers in circles show percentage of votes



# Priorities and Favoured Partners

## Common defence structures

Q12

“What policy projects have the highest priority for your country's government? Which countries are favoured partners for cooperating on these priorities?”

Countries sorted by list


Countries sorted by priority

**Top 8 countries and partners' response**


Additional countries; partners' response

Help x

Countries	Policies
	Single fiscal policy & Eurozone governance
	Fully completed single market
	Common social policy
	Common digital policy
	Common energy policy
	Single climate policy
	Integrated foreign and security policy
	Common policy in justice & home affairs
	Common immigration and asylum policy
	Common development assistance policy
	Common border police and coast guard
	<b>Common defence structures</b>
	Common China policy
	Common USA policy
	Common Russia policy
	Common Ukraine policy
	Common Syria policy
	Common MENA policy
	Policies & Partners Overview
	Preferred Actor Level
	Preferred Actor Level (Public View)
	<b>Priorities and Favoured Partners</b>



### Overall most favoured partners: Common defence structures



# Priorities and Favoured Partners Common defence structures

Q12

“What policy projects have the highest priority for your country's government? Which countries are favoured partners for cooperating on these priorities?”

Countries sorted by list

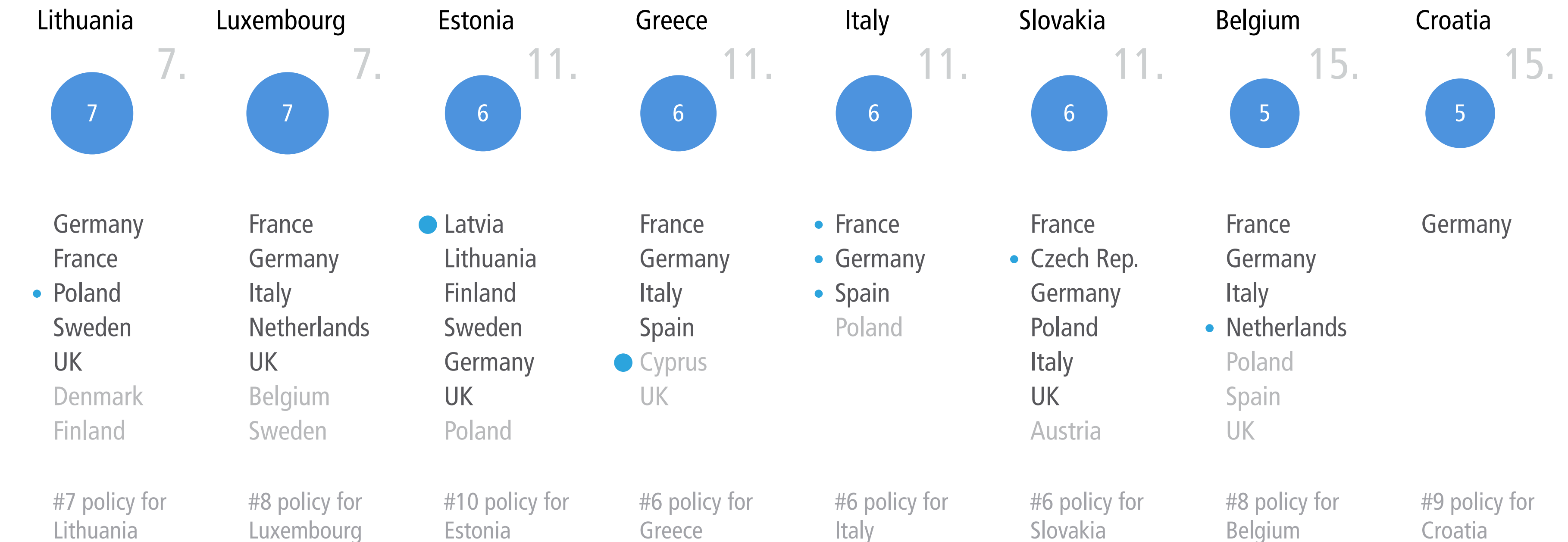
Countries sorted by priority

Top 8 countries and partners' response ●


Additional countries; partners' response ●

Help ✕

Countries	Policies
	Single fiscal policy & Eurozone governance
	Fully completed single market
	Common social policy
	Common digital policy
	Common energy policy
	Single climate policy
	Integrated foreign and security policy
	Common policy in justice & home affairs
	Common immigration and asylum policy
	Common development assistance policy
	Common border police and coast guard
	<b>Common defence structures</b>
	Common China policy
	Common USA policy
	Common Russia policy
	Common Ukraine policy
	Common Syria policy
	Common MENA policy
	Policies & Partners Overview
	Preferred Actor Level
	Preferred Actor Level (Public View)
	<b>Priorities and Favoured Partners</b>



## Overall most favoured partners: Common defence structures



# Priorities and Favoured Partners Common China policy

Q12

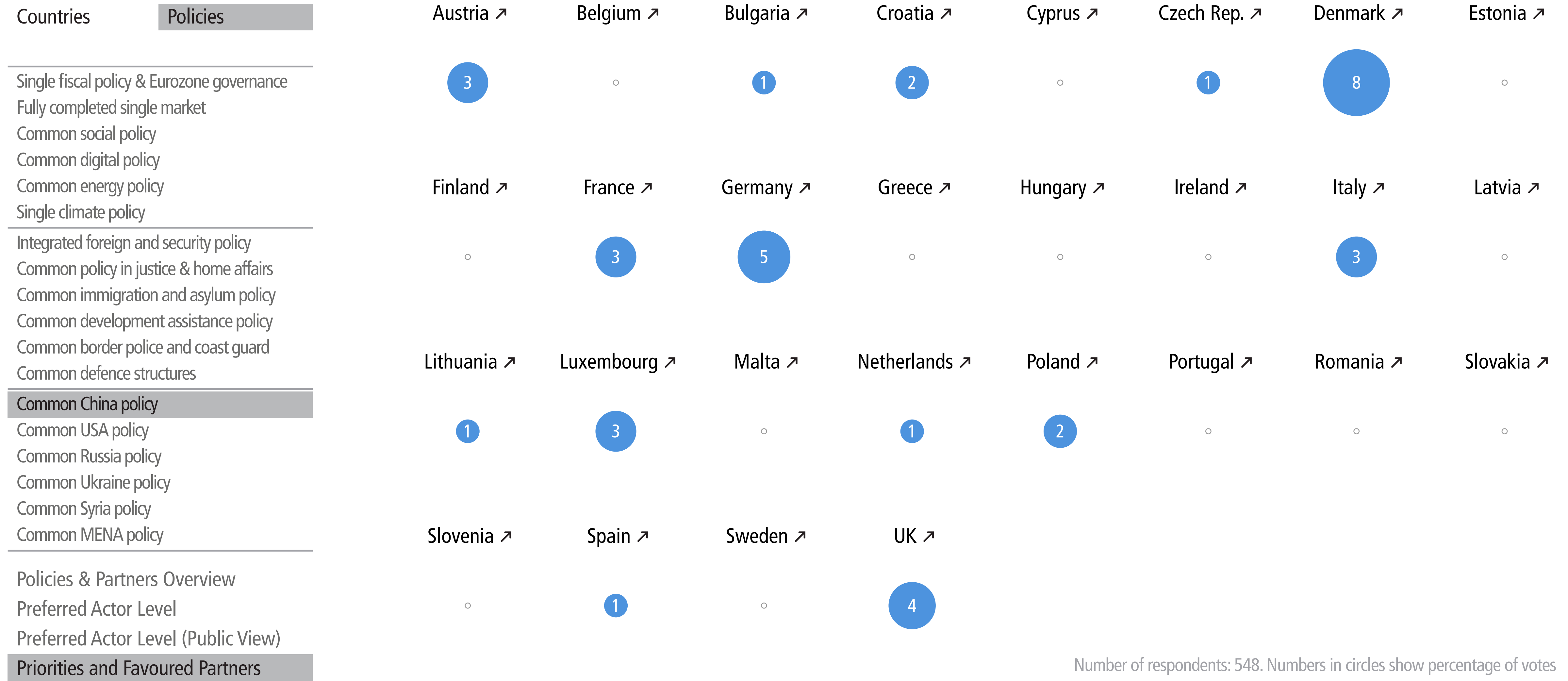
“What policy projects have the highest priority for your country's government? Which countries are favoured partners for cooperating on these priorities?”

Countries sorted by list

Countries sorted by priority

Top 8 countries and partners' response ●

Additional countries; partners' response ●



Number of respondents: 548. Numbers in circles show percentage of votes



# Priorities and Favoured Partners Common China policy

Q12

“What policy projects have the highest priority for your country's government? Which countries are favoured partners for cooperating on these priorities?”

Countries sorted by list

Countries sorted by priority

Top 8 countries and partners' response ●

Additional countries; partners' response ●

Countries	Policies
	Single fiscal policy & Eurozone governance
	Fully completed single market
	Common social policy
	Common digital policy
	Common energy policy
	Single climate policy
	Integrated foreign and security policy
	Common policy in justice & home affairs
	Common immigration and asylum policy
	Common development assistance policy
	Common border police and coast guard
	Common defence structures
	<b>Common China policy</b>
	Common USA policy
	Common Russia policy
	Common Ukraine policy
	Common Syria policy
	Common MENA policy
	Policies & Partners Overview
	Preferred Actor Level
	Preferred Actor Level (Public View)
	<b>Priorities and Favoured Partners</b>



Number of respondents: 548. Numbers in circles show percentage of votes

# Priorities and Favoured Partners Common China policy

Q12

“What policy projects have the highest priority for your country's government? Which countries are favoured partners for cooperating on these priorities?”

Countries sorted by list


Countries sorted by priority

**Top 8 countries and partners' response**


Additional countries; partners' response

Help x

Countries	Policies
	Single fiscal policy & Eurozone governance
	Fully completed single market
	Common social policy
	Common digital policy
	Common energy policy
	Single climate policy
	Integrated foreign and security policy
	Common policy in justice & home affairs
	Common immigration and asylum policy
	Common development assistance policy
	Common border police and coast guard
	Common defence structures
	<b>Common China policy</b>
	Common USA policy
	Common Russia policy
	Common Ukraine policy
	Common Syria policy
	Common MENA policy
	Policies & Partners Overview
	Preferred Actor Level
	Preferred Actor Level (Public View)
	<b>Priorities and Favoured Partners</b>



## Overall most favoured partners: Common China policy



# Priorities and Favoured Partners Common China policy

Q12

“What policy projects have the highest priority for your country's government? Which countries are favoured partners for cooperating on these priorities?”

Countries sorted by list

Countries sorted by priority


Top 8 countries and partners' response ●

Additional countries; partners' response ●

Help ✕

Countries	Poland	Bulgaria	Czech Rep.	Lithuania	Netherlands	Spain	Belgium	Cyprus
Single fiscal policy & Eurozone governance	2	1	1	1	1	1	0	0
Fully completed single market								
Common social policy								
Common digital policy								
Common energy policy								
Single climate policy								
Integrated foreign and security policy								
Common policy in justice & home affairs								
Common immigration and asylum policy								
Common development assistance policy								
Common border police and coast guard								
Common defence structures								
<b>Common China policy</b>	8.	10.	10.	10.	10.	10.	15.	15.
Common USA policy								
Common Russia policy								
Common Ukraine policy								
Common Syria policy								
Common MENA policy								

## Overall most favoured partners: Common China policy



- Policies & Partners Overview
- Preferred Actor Level
- Preferred Actor Level (Public View)
- Priorities and Favoured Partners**





# Priorities and Favoured Partners Common USA policy

Q12

“What policy projects have the highest priority for your country's government? Which countries are favoured partners for cooperating on these priorities?”


Countries sorted by list

Countries sorted by priority

Top 8 countries and partners' response ●

Additional countries; partners' response ●

Countries	Policies
	Single fiscal policy & Eurozone governance
	Fully completed single market
	Common social policy
	Common digital policy
	Common energy policy
	Single climate policy
	Integrated foreign and security policy
	Common policy in justice & home affairs
	Common immigration and asylum policy
	Common development assistance policy
	Common border police and coast guard
	Common defence structures
	Common China policy
	<b>Common USA policy</b>
	Common Russia policy
	Common Ukraine policy
	Common Syria policy
	Common MENA policy
	Policies & Partners Overview
	Preferred Actor Level
	Preferred Actor Level (Public View)
	<b>Priorities and Favoured Partners</b>



Number of respondents: 548. Numbers in circles show percentage of votes

# Priorities and Favoured Partners Common USA policy

Q12

“What policy projects have the highest priority for your country's government? Which countries are favoured partners for cooperating on these priorities?”

Countries sorted by list

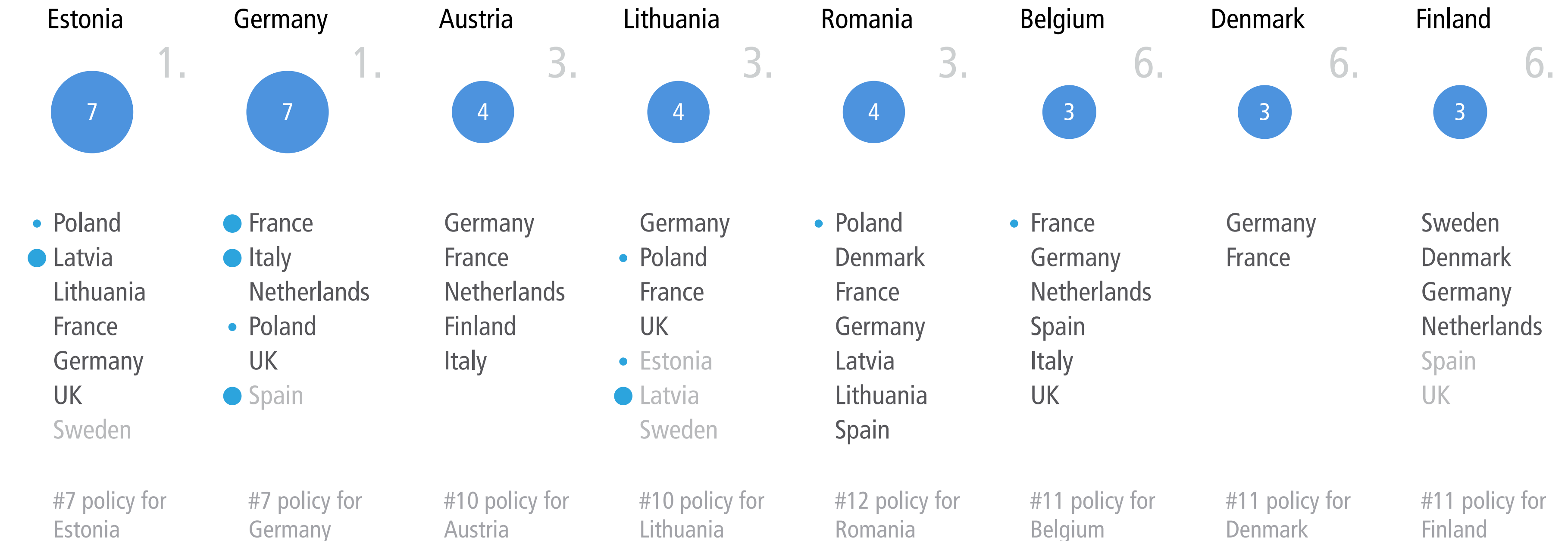
Countries sorted by priority

**Top 8 countries and partners' response**


Additional countries; partners' response

Help x

Countries	Policies
	Single fiscal policy & Eurozone governance
	Fully completed single market
	Common social policy
	Common digital policy
	Common energy policy
	Single climate policy
	Integrated foreign and security policy
	Common policy in justice & home affairs
	Common immigration and asylum policy
	Common development assistance policy
	Common border police and coast guard
	Common defence structures
	Common China policy
	<b>Common USA policy</b>
	Common Russia policy
	Common Ukraine policy
	Common Syria policy
	Common MENA policy
	Policies & Partners Overview
	Preferred Actor Level
	Preferred Actor Level (Public View)
	<b>Priorities and Favoured Partners</b>



## Overall most favoured partners: Common USA policy





# Priorities and Favoured Partners Common USA policy

Q12

“What policy projects have the highest priority for your country's government? Which countries are favoured partners for cooperating on these priorities?”

Countries sorted by list


Countries sorted by priority

Top 8 countries and partners' response ●


Additional countries; partners' response ●

Help ✕

Countries	Policies
	Single fiscal policy & Eurozone governance
	Fully completed single market
	Common social policy
	Common digital policy
	Common energy policy
	Single climate policy
	Integrated foreign and security policy
	Common policy in justice & home affairs
	Common immigration and asylum policy
	Common development assistance policy
	Common border police and coast guard
	Common defence structures
	Common China policy
	<b>Common USA policy</b>
	Common Russia policy
	Common Ukraine policy
	Common Syria policy
	Common MENA policy
	Policies & Partners Overview
	Preferred Actor Level
	Preferred Actor Level (Public View)
	<b>Priorities and Favoured Partners</b>



## Overall most favoured partners: Common USA policy



# Priorities and Favoured Partners Common Russia policy

## Q12


“What policy projects have the highest priority for your country's government? Which countries are favoured partners for cooperating on these priorities?”

Countries sorted by list

Countries sorted by priority

Top 8 countries and partners' response ●

Additional countries; partners' response ●



# Priorities and Favoured Partners Common Russia policy

Q12

“What policy projects have the highest priority for your country's government? Which countries are favoured partners for cooperating on these priorities?”

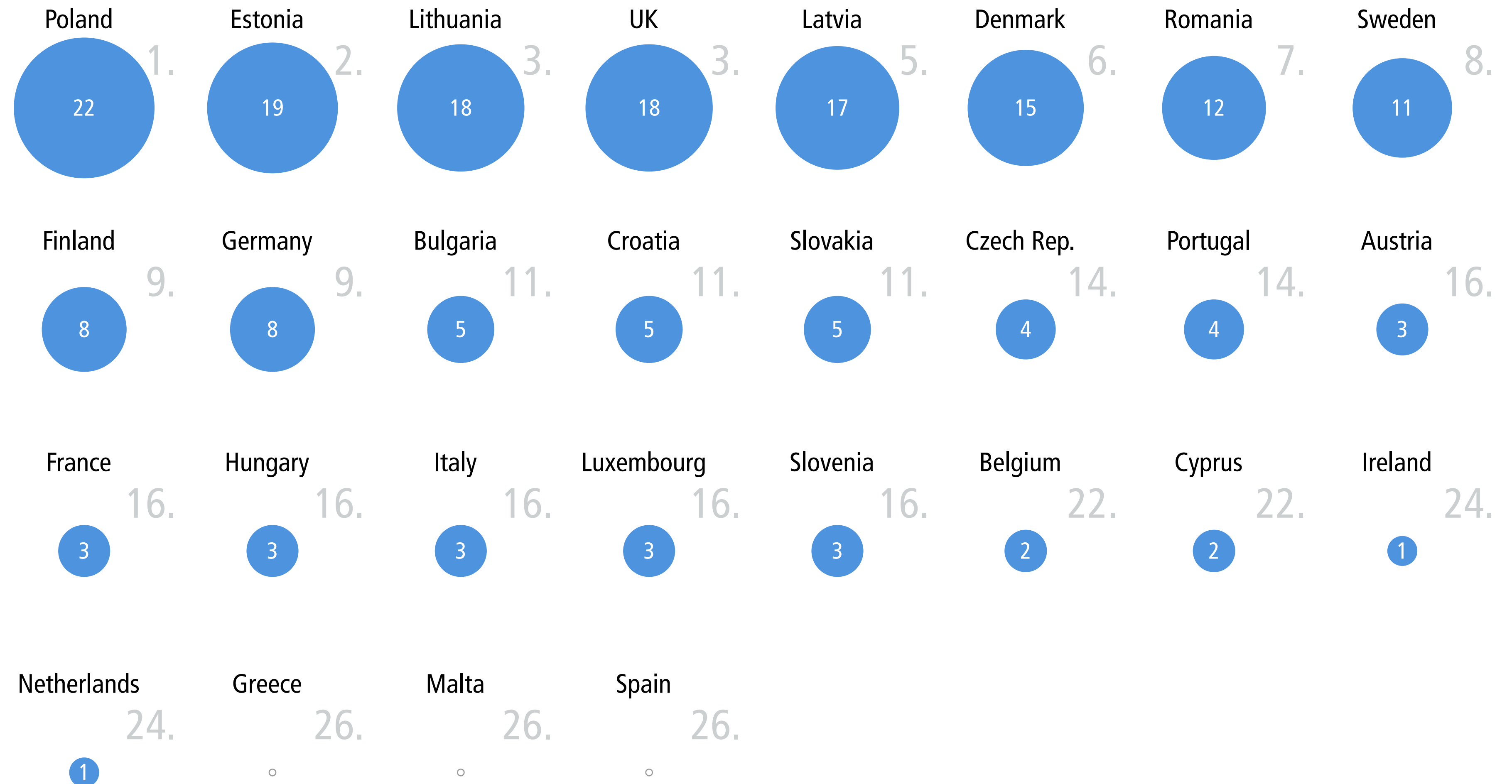
Countries sorted by list

Countries sorted by priority

Top 8 countries and partners' response ●

Additional countries; partners' response ●

Countries	Policies
	Single fiscal policy & Eurozone governance
	Fully completed single market
	Common social policy
	Common digital policy
	Common energy policy
	Single climate policy
	Integrated foreign and security policy
	Common policy in justice & home affairs
	Common immigration and asylum policy
	Common development assistance policy
	Common border police and coast guard
	Common defence structures
	Common China policy
	Common USA policy
	<b>Common Russia policy</b>
	Common Ukraine policy
	Common Syria policy
	Common MENA policy
	Policies & Partners Overview
	Preferred Actor Level
	Preferred Actor Level (Public View)
	<b>Priorities and Favoured Partners</b>



Number of respondents: 548. Numbers in circles show percentage of votes



# Priorities and Favoured Partners Common Russia policy

Q12

“What policy projects have the highest priority for your country's government? Which countries are favoured partners for cooperating on these priorities?”

Countries sorted by list

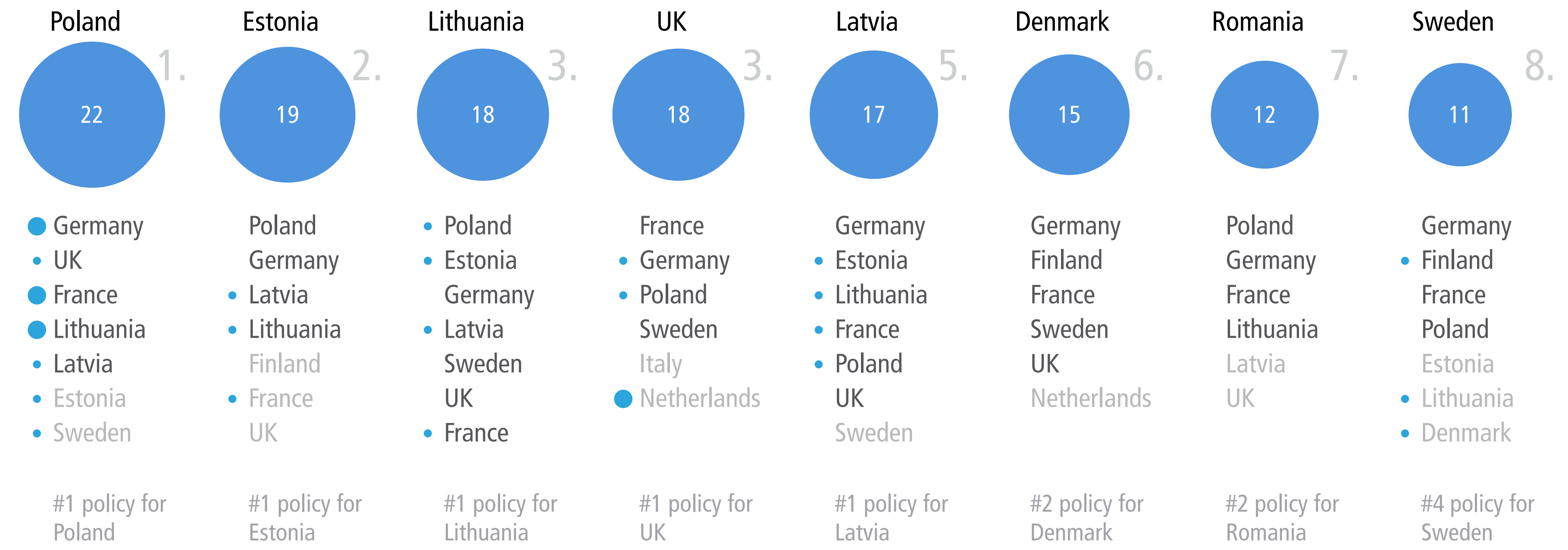
Countries sorted by priority

**Top 8 countries and partners' response**

Additional countries; partners' response

Help x

Countries	Policies
	Single fiscal policy & Eurozone governance
	Fully completed single market
	Common social policy
	Common digital policy
	Common energy policy
	Single climate policy
	Integrated foreign and security policy
	Common policy in justice & home affairs
	Common immigration and asylum policy
	Common development assistance policy
	Common border police and coast guard
	Common defence structures
	Common China policy
	Common USA policy
	<b>Common Russia policy</b>
	Common Ukraine policy
	Common Syria policy
	Common MENA policy
	Policies & Partners Overview
	Preferred Actor Level
	Preferred Actor Level (Public View)
	<b>Priorities and Favoured Partners</b>



## Overall most favoured partners: Common Russia policy



# Priorities and Favoured Partners Common Russia policy

Q12

“What policy projects have the highest priority for your country's government? Which countries are favoured partners for cooperating on these priorities?”

Countries sorted by list

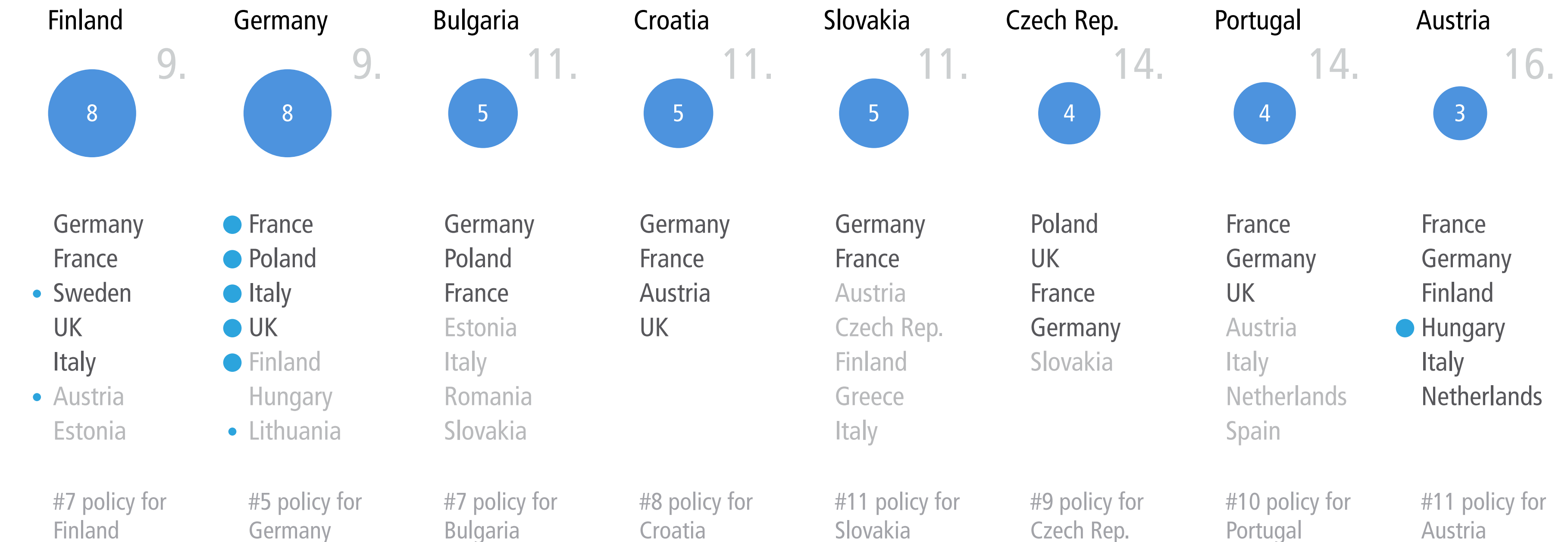
Countries sorted by priority

Top 8 countries and partners' response ●

Additional countries; partners' response ●

Help ✕

Countries	Policies
	Single fiscal policy & Eurozone governance
	Fully completed single market
	Common social policy
	Common digital policy
	Common energy policy
	Single climate policy
	Integrated foreign and security policy
	Common policy in justice & home affairs
	Common immigration and asylum policy
	Common development assistance policy
	Common border police and coast guard
	Common defence structures
	Common China policy
	Common USA policy
	<b>Common Russia policy</b>
	Common Ukraine policy
	Common Syria policy
	Common MENA policy
	Policies & Partners Overview
	Preferred Actor Level
	Preferred Actor Level (Public View)
	<b>Priorities and Favoured Partners</b>



## Overall most favoured partners: Common Russia policy



# Priorities and Favoured Partners Common Ukraine policy

Q12


“What policy projects have the highest priority for your country's government? Which countries are favoured partners for cooperating on these priorities?”

Countries sorted by list

Countries sorted by priority

Top 8 countries and partners' response ●

Additional countries; partners' response ●



Number of respondents: 548. Numbers in circles show percentage of votes



# Priorities and Favoured Partners Common Ukraine policy

Q12

“What policy projects have the highest priority for your country's government? Which countries are favoured partners for cooperating on these priorities?”


Countries sorted by list

Countries sorted by priority

Top 8 countries and partners' response ●

Additional countries; partners' response ●

Countries	Policies
	Single fiscal policy & Eurozone governance
	Fully completed single market
	Common social policy
	Common digital policy
	Common energy policy
	Single climate policy
	Integrated foreign and security policy
	Common policy in justice & home affairs
	Common immigration and asylum policy
	Common development assistance policy
	Common border police and coast guard
	Common defence structures
	Common China policy
	Common USA policy
	Common Russia policy
	<b>Common Ukraine policy</b>
	Common Syria policy
	Common MENA policy
	Policies & Partners Overview
	Preferred Actor Level
	Preferred Actor Level (Public View)
	<b>Priorities and Favoured Partners</b>



Number of respondents: 548. Numbers in circles show percentage of votes

# Priorities and Favoured Partners Common Ukraine policy

Q12

“What policy projects have the highest priority for your country's government? Which countries are favoured partners for cooperating on these priorities?”

Countries sorted by list

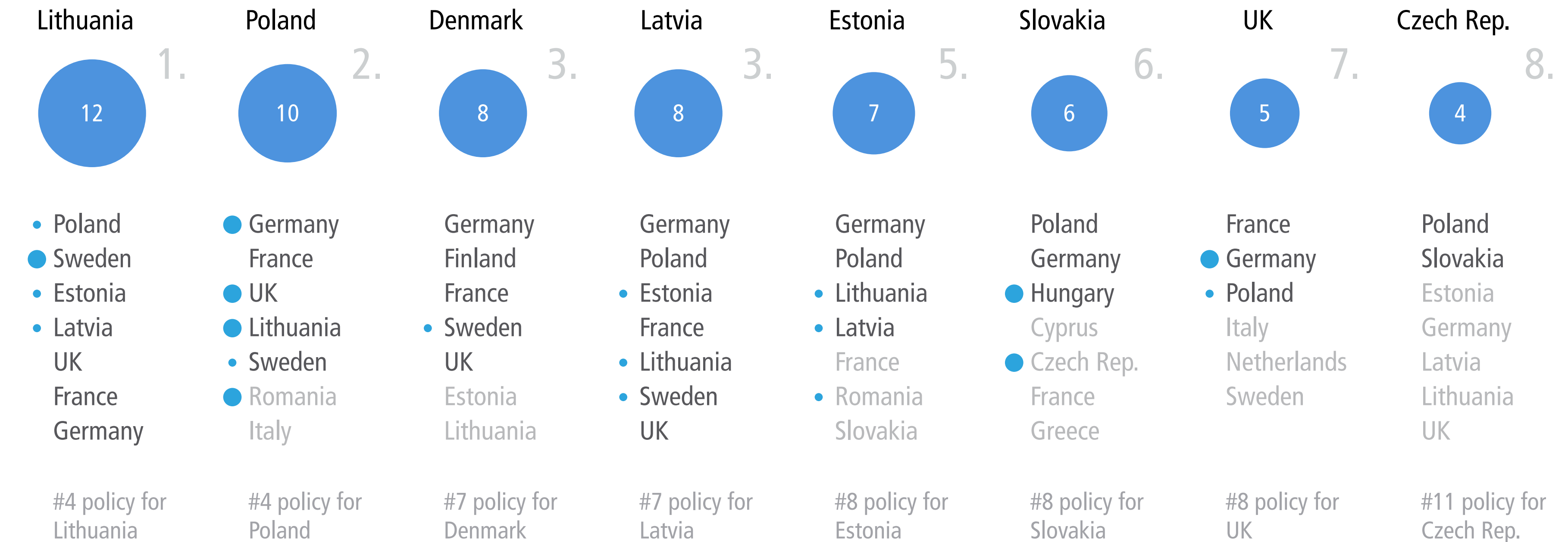
Countries sorted by priority

**Top 8 countries and partners' response**

Additional countries; partners' response

Help x

Countries	Policies
	Single fiscal policy & Eurozone governance
	Fully completed single market
	Common social policy
	Common digital policy
	Common energy policy
	Single climate policy
	Integrated foreign and security policy
	Common policy in justice & home affairs
	Common immigration and asylum policy
	Common development assistance policy
	Common border police and coast guard
	Common defence structures
	Common China policy
	Common USA policy
	Common Russia policy
	<b>Common Ukraine policy</b>
	Common Syria policy
	Common MENA policy
	Policies & Partners Overview
	Preferred Actor Level
	Preferred Actor Level (Public View)
	<b>Priorities and Favoured Partners</b>



## Overall most favoured partners: Common Ukraine policy



# Priorities and Favoured Partners Common Ukraine policy

Q12

“What policy projects have the highest priority for your country's government? Which countries are favoured partners for cooperating on these priorities?”

Countries sorted by list


Countries sorted by priority

Top 8 countries and partners' response ●

Additional countries; partners' response ●

Help ✕

Countries	Policies
	Single fiscal policy & Eurozone governance
	Fully completed single market
	Common social policy
	Common digital policy
	Common energy policy
	Single climate policy
	Integrated foreign and security policy
	Common policy in justice & home affairs
	Common immigration and asylum policy
	Common development assistance policy
	Common border police and coast guard
	Common defence structures
	Common China policy
	Common USA policy
	Common Russia policy
	<b>Common Ukraine policy</b>
	Common Syria policy
	Common MENA policy
	Policies & Partners Overview
	Preferred Actor Level
	Preferred Actor Level (Public View)
	<b>Priorities and Favoured Partners</b>



## Overall most favoured partners: Common Ukraine policy





# Priorities and Favoured Partners Common Syria policy

Q12

“What policy projects have the highest priority for your country's government? Which countries are favoured partners for cooperating on these priorities?”

Countries sorted by list

Countries sorted by priority

Top 8 countries and partners' response ●

Additional countries; partners' response ●

Countries	Policies							
	Austria ↗	Belgium ↗	Bulgaria ↗	Croatia ↗	Cyprus ↗	Czech Rep. ↗	Denmark ↗	Estonia ↗
Single fiscal policy & Eurozone governance	○	3	1	2	4	1	○	1
Fully completed single market								
Common social policy								
Common digital policy								
Common energy policy								
Single climate policy								
Integrated foreign and security policy	○	1	○	○	○	○	1	○
Common policy in justice & home affairs								
Common immigration and asylum policy								
Common development assistance policy								
Common border police and coast guard								
Common defence structures								
Common China policy	○	○	○	1	○	2	○	○
Common USA policy								
Common Russia policy								
Common Ukraine policy								
Common Syria policy								
Common MENA policy								
	Lithuania ↗	Luxembourg ↗	Malta ↗	Netherlands ↗	Poland ↗	Portugal ↗	Romania ↗	Slovakia ↗
	Slovenia ↗	Spain ↗	Sweden ↗	UK ↗				
	1	○	○	5				

Number of respondents: 548. Numbers in circles show percentage of votes

# Priorities and Favoured Partners Common Syria policy

Q12

“What policy projects have the highest priority for your country's government? Which countries are favoured partners for cooperating on these priorities?”

Countries sorted by list

Countries sorted by priority

Top 8 countries and partners' response ●

Additional countries; partners' response ●

Countries	Policies	UK	Cyprus	Belgium	Croatia	Portugal	Bulgaria	Czech Rep.	Estonia
Single fiscal policy & Eurozone governance		5	4	3	2	2	1	1	1
Fully completed single market									
Common social policy									
Common digital policy									
Common energy policy									
Single climate policy									
Integrated foreign and security policy		1	1	1	1				
Common policy in justice & home affairs									
Common immigration and asylum policy									
Common development assistance policy									
Common border police and coast guard									
Common defence structures									
Common China policy									
Common USA policy									
Common Russia policy									
Common Ukraine policy									
Common Syria policy									
Common MENA policy									
Policies & Partners Overview									
Preferred Actor Level									
Preferred Actor Level (Public View)									
Priorities and Favoured Partners									

Number of respondents: 548. Numbers in circles show percentage of votes

# Priorities and Favoured Partners Common Syria policy

Q12

“What policy projects have the highest priority for your country's government? Which countries are favoured partners for cooperating on these priorities?”

Countries sorted by list

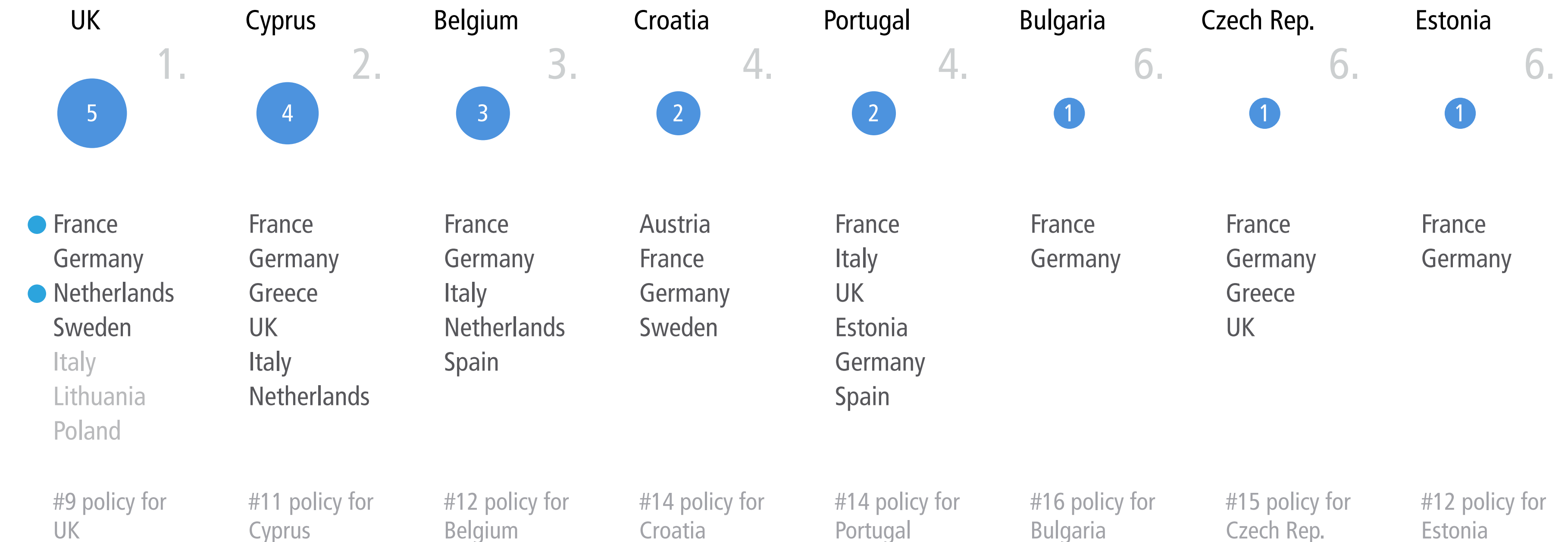
Countries sorted by priority

**Top 8 countries and partners' response**


Additional countries; partners' response

Help x

Countries	Policies
	Single fiscal policy & Eurozone governance
	Fully completed single market
	Common social policy
	Common digital policy
	Common energy policy
	Single climate policy
	Integrated foreign and security policy
	Common policy in justice & home affairs
	Common immigration and asylum policy
	Common development assistance policy
	Common border police and coast guard
	Common defence structures
	Common China policy
	Common USA policy
	Common Russia policy
	Common Ukraine policy
	<b>Common Syria policy</b>
	Common MENA policy
	Policies & Partners Overview
	Preferred Actor Level
	Preferred Actor Level (Public View)
	<b>Priorities and Favoured Partners</b>



## Overall most favoured partners: Common Syria policy





# Priorities and Favoured Partners Common Syria policy

Q12

“What policy projects have the highest priority for your country's government? Which countries are favoured partners for cooperating on these priorities?”

Countries sorted by list

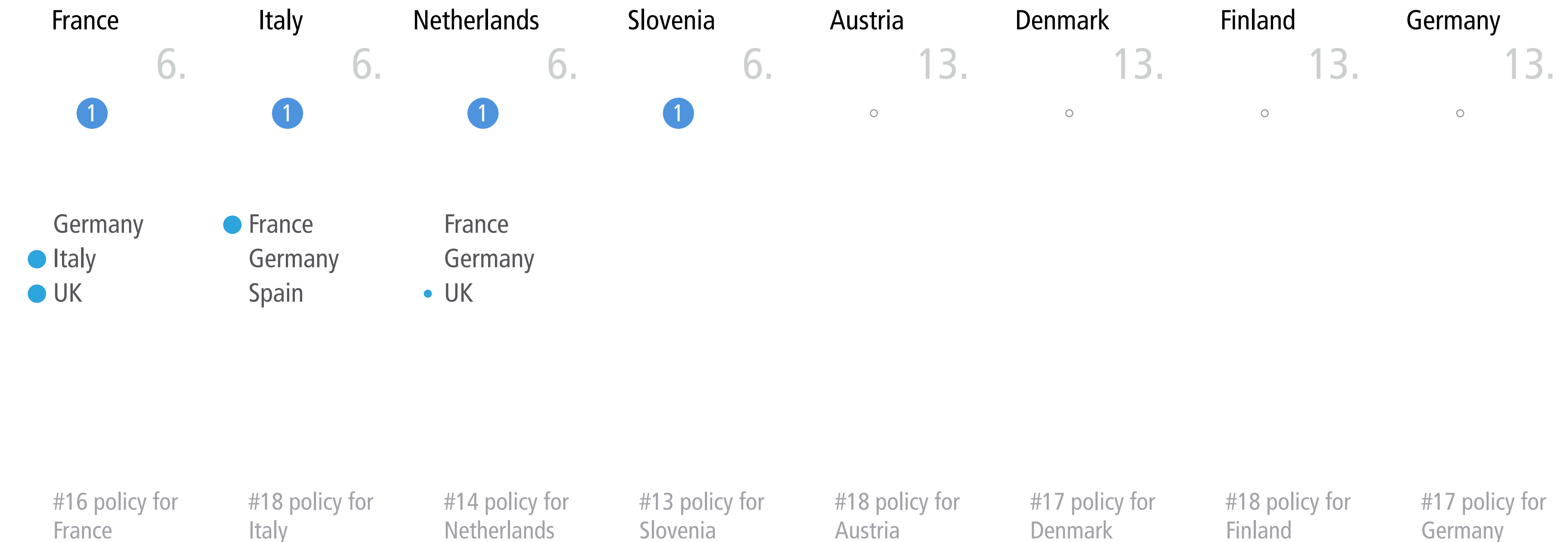
Countries sorted by priority

Top 8 countries and partners' response ●


Additional countries; partners' response ●

Help ✕

Countries	Policies
	Single fiscal policy & Eurozone governance
	Fully completed single market
	Common social policy
	Common digital policy
	Common energy policy
	Single climate policy
	Integrated foreign and security policy
	Common policy in justice & home affairs
	Common immigration and asylum policy
	Common development assistance policy
	Common border police and coast guard
	Common defence structures
	Common China policy
	Common USA policy
	Common Russia policy
	Common Ukraine policy
	<b>Common Syria policy</b>
	Common MENA policy
	Policies & Partners Overview
	Preferred Actor Level
	Preferred Actor Level (Public View)
	<b>Priorities and Favoured Partners</b>



## Overall most favoured partners: Common Syria policy





# Priorities and Favoured Partners

## Common MENA policy

Q12

“What policy projects have the highest priority for your country's government? Which countries are favoured partners for cooperating on these priorities?”

Countries sorted by list

Countries sorted by priority

Top 8 countries and partners' response ●

Additional countries; partners' response ●

Countries	Policies
	Single fiscal policy & Eurozone governance
	Fully completed single market
	Common social policy
	Common digital policy
	Common energy policy
	Single climate policy
	Integrated foreign and security policy
	Common policy in justice & home affairs
	Common immigration and asylum policy
	Common development assistance policy
	Common border police and coast guard
	Common defence structures
	Common China policy
	Common USA policy
	Common Russia policy
	Common Ukraine policy
	Common Syria policy
	Common MENA policy
	Policies & Partners Overview
	Preferred Actor Level
	Preferred Actor Level (Public View)
	Priorities and Favoured Partners



Number of respondents: 548. Numbers in circles show percentage of votes



# Priorities and Favoured Partners Common MENA policy

Q12

“What policy projects have the highest priority for your country's government? Which countries are favoured partners for cooperating on these priorities?”

Countries sorted by list

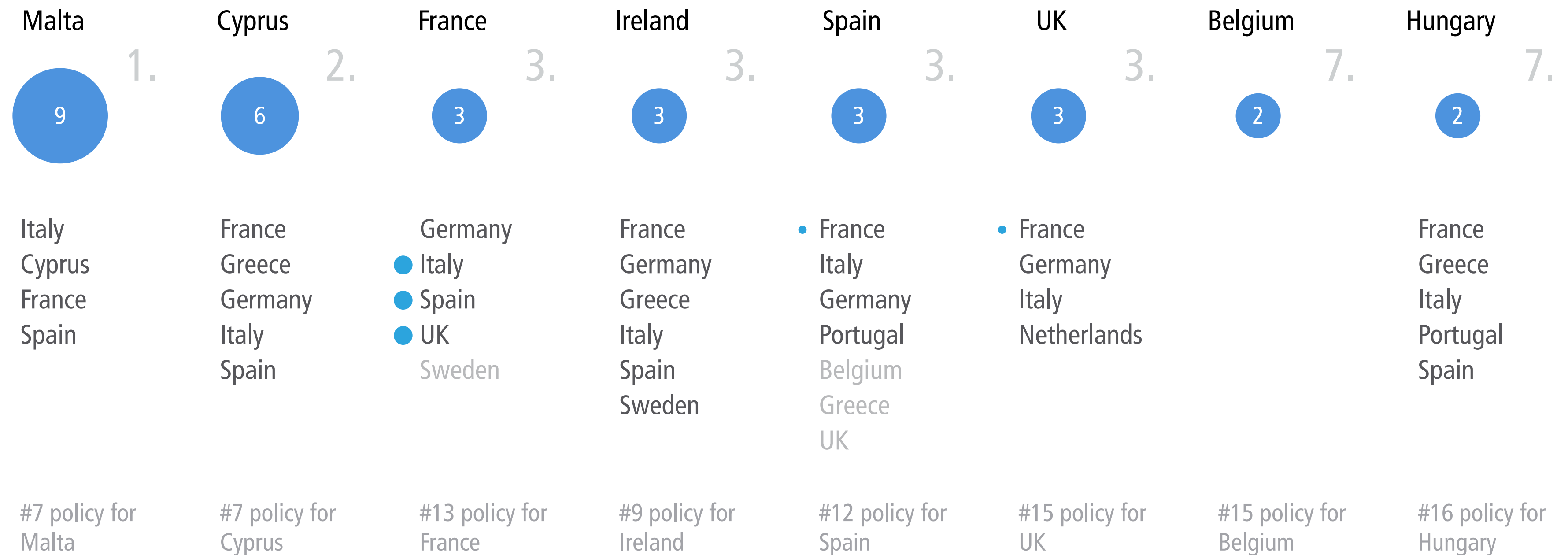
Countries sorted by priority

**Top 8 countries and partners' response**


Additional countries; partners' response

Help x

Countries	Policies
	Single fiscal policy & Eurozone governance
	Fully completed single market
	Common social policy
	Common digital policy
	Common energy policy
	Single climate policy
	Integrated foreign and security policy
	Common policy in justice & home affairs
	Common immigration and asylum policy
	Common development assistance policy
	Common border police and coast guard
	Common defence structures
	Common China policy
	Common USA policy
	Common Russia policy
	Common Ukraine policy
	Common Syria policy
	<b>Common MENA policy</b>
	Policies & Partners Overview
	Preferred Actor Level
	Preferred Actor Level (Public View)
	<b>Priorities and Favoured Partners</b>



## Overall most favoured partners: Common MENA policy



# Priorities and Favoured Partners Common MENA policy

Q12

“What policy projects have the highest priority for your country's government? Which countries are favoured partners for cooperating on these priorities?”

Countries sorted by list

Countries sorted by priority

Top 8 countries and partners' response ●

Additional countries; partners' response ●

Help ✕

Countries	Policies
	Single fiscal policy & Eurozone governance
	Fully completed single market
	Common social policy
	Common digital policy
	Common energy policy
	Single climate policy
	Integrated foreign and security policy
	Common policy in justice & home affairs
	Common immigration and asylum policy
	Common development assistance policy
	Common border police and coast guard
	Common defence structures
	Common China policy
	Common USA policy
	Common Russia policy
	Common Ukraine policy
	Common Syria policy
	<b>Common MENA policy</b>
	Policies & Partners Overview
	Preferred Actor Level
	Preferred Actor Level (Public View)
	<b>Priorities and Favoured Partners</b>



## Overall most favoured partners: Common MENA policy

