


# EU Coalition Explorer

*Results of the EU28 Survey  
on coalition building  
in the European Union*



**RETHINK: EUROPE** *an initiative of*



STIFTUNG  
**MERCATOR**



ECFR/209

Copyright of this publication is held by the European Council on Foreign Relations. You may not copy, reproduce, republish or circulate in any way the content from this publication except for your own personal and non-commercial use. Any other use requires the prior written permission of the European Council on Foreign Relations.

© ECFR May 2017

ISBN: 978-1-911544-09-8

Published by the European Council on Foreign Relations (ECFR),  
7th Floor, Kings Buildings,  
16 Smith Square, London,  
SW1P 3HQ, United Kingdom

Data visualization and interactive PDF  
by Dieter Dollacker and Dirk Waldik,  
Denkbuilder Berlin

Document Version 2.0

# Introduction Rationale

## Introduction

### Rationale

Survey Questions

Chapters

## FAQ

Questions about the Survey

Questions about the Explorer

## Respondents' Information

Nationalities

Professional Positions

Policy Expertise

## Country Groups

Overview

Big Six

Founding Six

Affluent Seven

Southern Seven

Visegrád Four

The EU Coalition Explorer presents the results of the EU28 Survey conducted by ECFR in the 28 member states of the European Union. It illustrates the expert opinions of several hundred respondents who work on European policy in governments and think tanks.

The explorer creates a visual understanding of the views held by Europe's professional political class – information that otherwise is not available to policy makers or the public.

In four chapters on preferences, influence, essential partners and policies, the EU Coalition Explorer shows the potential for future coalition building between the EU member states.

The document can be used as an interactive tool to locate the EU's political center – or centers – from which a more capable and cohesive European Union can be built.

To contact the project team please email [berlin.office@ecfr.eu](mailto:berlin.office@ecfr.eu)

## RETHINK: EUROPE

### Team



Josef Janning heads the Berlin office of ECFR and leads the project as Senior Policy Fellow.



Christoph Klavehn manages the project as Project Coordinator at the Berlin office of ECFR.



Christel Zunneberg is Project Assistant and supports Rethink: Europe's research.

# Introduction Survey Questions

## Introduction

Rationale

Survey Questions

Chapters

## FAQ

Questions about the Survey

Questions about the Explorer

## Respondents' Information

Nationalities

Professional Positions

Policy Expertise

## Country Groups

Overview

Big Six

Founding Six

Affluent Seven

Southern Seven

Visegrád Four

## Preferences

In the first chapter of the survey we asked experts about their preferences in working with other EU member states.

We wanted to know which other countries their government would generally contact first or most often on EU matters, which member states share many of their own country's interests, and which have been most responsive or easy to work with.

Finally, we asked which other governments or EU member states have disappointed the respondents' own government.

For each question in this section experts could select up to five countries except their own.

## Influence

In the second chapter we asked experts to rank all EU member states according to their influence on EU policies in the past five years.

The first three questions asked experts to rank the big six EU member states on their overall policy influence, followed by their influence on fiscal policy as well as foreign, security and defence policy.

We also wanted to know which of the smaller affluent EU member states are the most and the least influential.

Lastly, we also asked experts to rank the remaining 15 EU member states according to their influence on EU policy.

## Partners

In this chapter we asked experts which countries they see as essential partners in driving forward developments in four major policy areas.

Experts were asked to name their government's preferred partners in foreign and development policy, security and defence policy, economic and social policy, and fiscal policy.

For the four questions in this section the responses were not limited to a maximum number of countries.

## Policies

This chapter explores the coalition building potential in the EU on a general level and on specific policy areas.

We first wanted to know which EU member states are seen as being committed to deeper integration and how much importance is assigned to coalitions.

We also asked respondents about their preferred level of decision making in sixteen different policy areas. Respondents could choose between the EU as a whole, coalitions of countries, or the national level. This question was also put to a census representative sample of more than 10,000 Europeans from all 28 EU member states.

# Introduction Chapters

## Introduction

Rationale

Survey Questions

Chapters

## FAQ

Questions about the Survey

Questions about the Explorer

## Respondents' Information

Nationalities

Professional Positions

Policy Expertise

## Country Groups

Overview

Big Six

Founding Six

Affluent Seven

Southern Seven

Visegrád Four

## Preferences

Preferences on working with other EU member states

---

**Q1** Most Contacted

---

**Q2** Shared Interests

---

**Q3** Most Responsive

---

**Q4** Most Disappointing

---

## Influence

Ranking of policy influence in the EU

---

**Q5** Big Six Overall EU Policy

---

**Q6** Big Six Fiscal Policy

---

**Q7** Big Six Foreign and Security Policy

---

**Q8** Affluent Seven

---

**Q9** Other Countries

---

## Partners

Choice of essential partners in driving EU policies forward

---

**Q10** Foreign and Development Policy

---

**Q11** Security and Defense Policy

---

**Q12** Economic and Social Policy

---

**Q13** Fiscal Policy

---

## Policies

Expert and public views on the future of EU coalitions

---

**Q14** Commitment to Deeper Integration

---

**Q15** Importance of Coalitions

---

**Q16** Preferred Actor Level

---

**Q17** Preferred Actor Level (Public Opinion)

---

# FAQ Questions about the Survey

## Introduction

Rationale  
Survey Questions  
Chapters

## FAQ

### Questions about the Survey

Questions about the Explorer

## Respondents' Information

Nationalities  
Professional Positions  
Policy Expertise

## Country Groups

Overview  
Big Six  
Founding Six  
Affluent Seven  
Southern Seven  
Visegrád Four

### Why did you conduct a survey on EU coalition building?

Europe's capacity to act collectively has become an increasingly critical issue as both the importance of intergovernmental decision making and the level of political fragmentation have grown over the past years.

Against this backdrop a debate has started in member state capitals and the EU as to how the Union can evolve and move forward.

The survey and this presentation of its results aim to inform the debate on how a more capable and cohesive European Union can be built.

### Why are coalitions important?

A multi-speed Europe of differentiated integration with a progressive core and an associated periphery could serve as a template for future cooperation and solidarity within the European Union and Europe at large.

With our survey and this results explorer we want to present the coalition potentials between European countries – the ones that already exist and those that may have been overlooked due to lack of data and accessible visualization.

### Why did you invite "experts" to answer the questions?

The label "expert" is intentionally used to describe our survey. In contrast to public opinion polls with national representative samples, our survey aims to capture the expertise of policy professionals.

The views of Europe's political class, i.e. – the professionals inside and outside government who work directly on policy or follow politics as expert observers, – are central for understanding the dynamics that shape cooperation in the EU.

### How and when was the survey conducted?

We used an anonymous online questionnaire in which every question was mandatory to complete the survey. The invitations were sent by email to foreign ministries, government and parliament offices, think tanks, research institutions, journalists and other organizations working on European affairs. On our request, a number of recipient institutions and individuals kindly distributed the invitation within their professional networks or departments.

The survey opened shortly after the British referendum on EU membership in late June 2016 and closed in mid-September 2016.

# FAQ Questions about the Explorer

## Introduction

Rationale  
Survey Questions  
Chapters

## FAQ

Questions about the Survey  
Questions about the Explorer

## Respondents' Information

Nationalities  
Professional Positions  
Policy Expertise

## Country Groups

Overview  
Big Six  
Founding Six  
Affluent Seven  
Southern Seven  
Visegrád Four

## What is the EU Coalition Explorer?

The EU Coalition Explorer is an interactive data explorer presenting the results of the EU28 Survey on coalition building in the European Union.

It is an open resource to explore the survey results for the EU as a whole, for selected country groups, and for individual member states. The EU Coalition Explorer is structured in four main chapters: Preferences, Influence, Partners, and Policies.

The EU Coalition Explorer is part of the Rethink: Europe project of ECFR and Stiftung Mercator. To learn more visit:

[www.ecfr.eu/rethinkeurope](http://www.ecfr.eu/rethinkeurope)

## How do I use the Explorer?

The EU Coalition Explorer can be read page by page or by using the hyper-linked menus on each page.

The menu along the bottom of the page displays the explorer's central chapters. By clicking on 'Chapters' you can jump directly to any of the 17 survey questions.

Sub menus on the left allow for browsing of the detailed results from each chapter.

## How can I read the illustrations in the influence chapter?

In this chapter we asked survey participants to rank groups of EU member states according to their influence on EU policy.

For each rank, a graphic containing coloured rectangles of varying sizes shows how many respondents gave each country the corresponding rank. The coloured rectangles are shown in decreasing order of received votes from left to right.

In cases where the number of votes are equal the countries are listed in alphabetical order.

## Can I access the survey data?

Our complete data set, additional analysis, and country reports can be accessed free of charge:

[www.ecfr.eu/eucoalitionexplorer](http://www.ecfr.eu/eucoalitionexplorer)

If you would like to use our data for your work please cite as follows:

EU Coalition Explorer, European Council on Foreign Relations, May 2017

# Respondents' Information Nationalities

## Introduction

Rationale  
Survey Questions  
Chapters

## FAQ

Questions about the Survey  
Questions about the Explorer

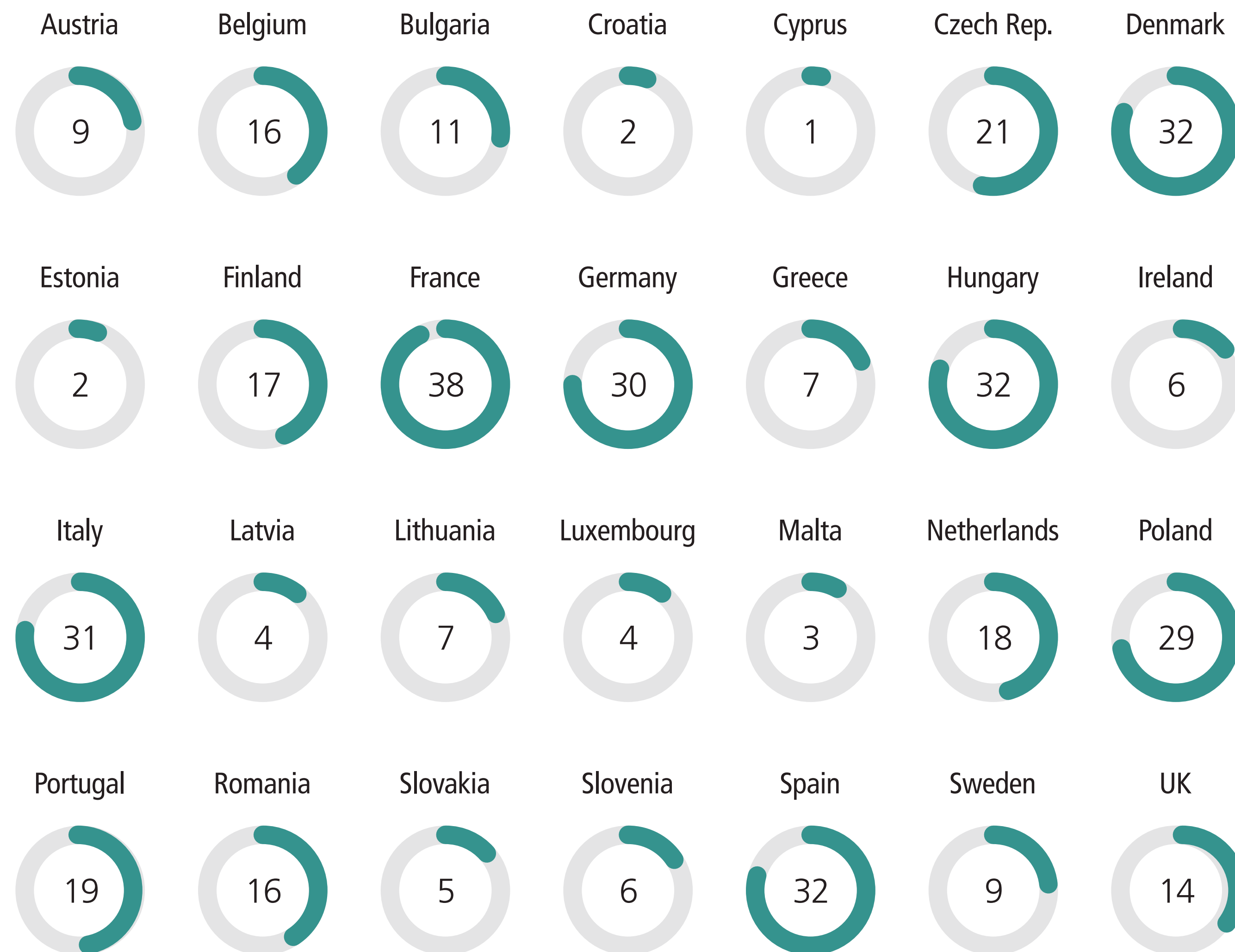
## Respondents' Information

### Nationalities

Professional Positions  
Policy Expertise

## Country Groups

Overview  
Big Six  
Founding Six  
Affluent Seven  
Southern Seven  
Visegrád Four



## Respondents' Nationalities

A total of 421 experts participated in the survey. Each respondent had to indicate which country he or she was working for or on. This allows for analysis of the survey results by nationality. The sample sizes shown on the left vary across the 28 member states of the European Union.

Participation was highest at the beginning of the survey since not all respondents completed the questionnaire to the last question.

The number of respondents per country is shown on all results pages of this document.



# Respondents' Information Professional Positions

## Introduction

Rationale  
Survey Questions  
Chapters

## FAQ

Questions about the Survey  
Questions about the Explorer

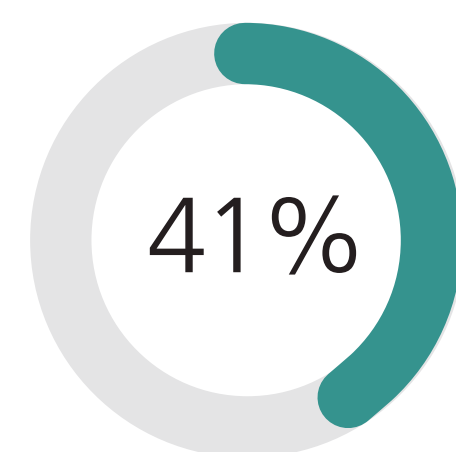
## Respondents' Information

Nationalities  
**Professional Positions**  
Policy Expertise

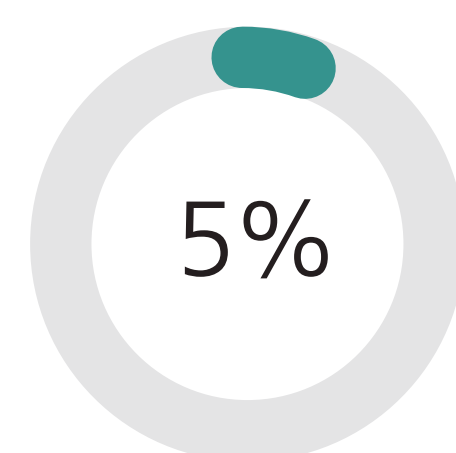
## Country Groups

Overview  
Big Six  
Founding Six  
Affluent Seven  
Southern Seven  
Visegrád Four

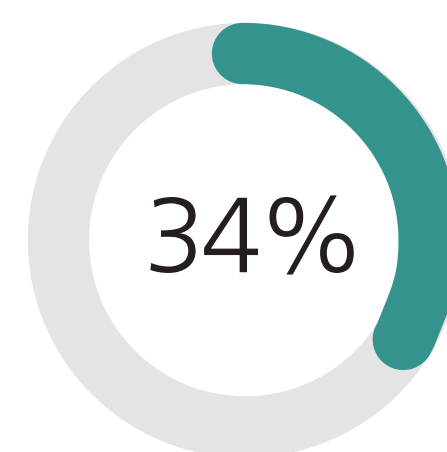
Government  
(civil servant, all levels)



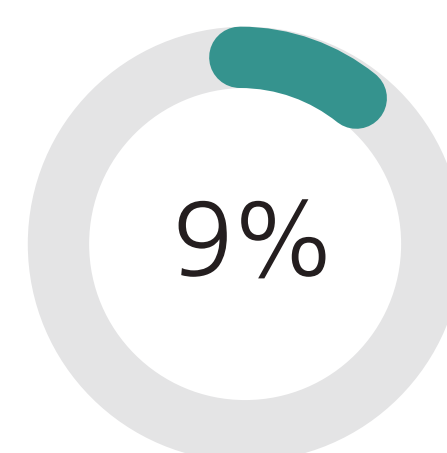
Media



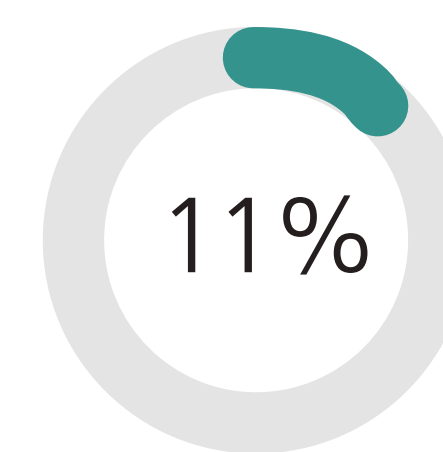
Think tank,  
academia



Other



Politics (parliament,  
political party)



## Respondents' Professional Positions

Given the topic and scope of the questionnaire we also wanted to know which work affiliations respondents had and asked them to name their professional position within their member states.

While each national sample varies in its composition of professional affiliations, the majority of survey respondents are politically active, either in government, parliament or political parties.

The other significant group of participants identified as working in think tanks or academia.

# Respondents' Information Policy Expertise

## Introduction

Rationale  
Survey Questions  
Chapters

## FAQ

Questions about the Survey  
Questions about the Explorer

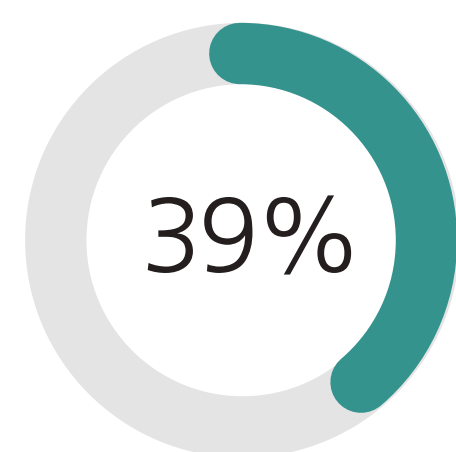
## Respondents' Information

Nationalities  
Professional Positions  
Policy Expertise

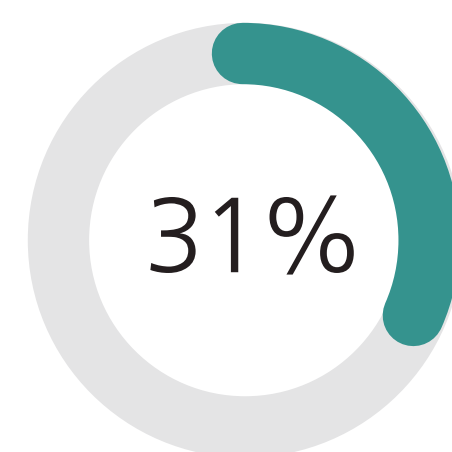
## Country Groups

Overview  
Big Six  
Founding Six  
Affluent Seven  
Southern Seven  
Visegrád Four

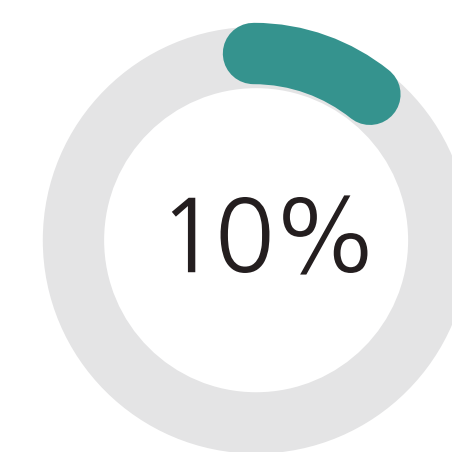
Foreign and security policy,  
defence policy



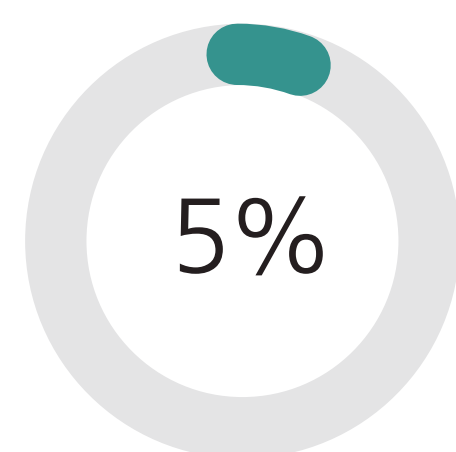
European affairs in general



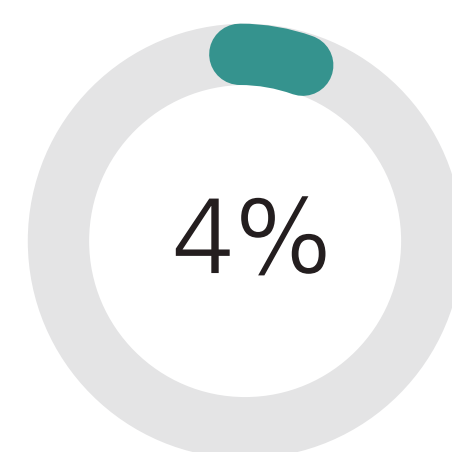
Economics, single market,  
trade, energy, environment



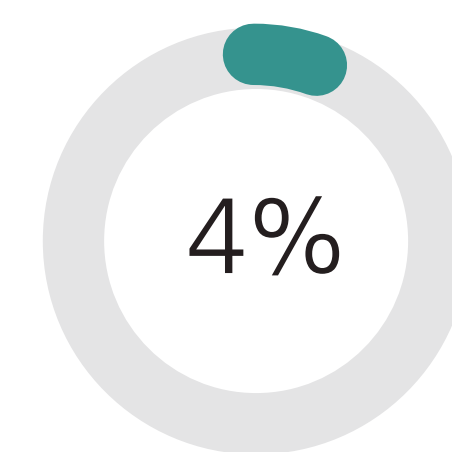
Education and research



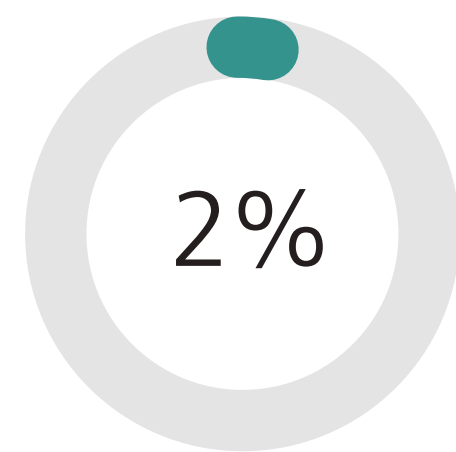
Finance and fiscal policy



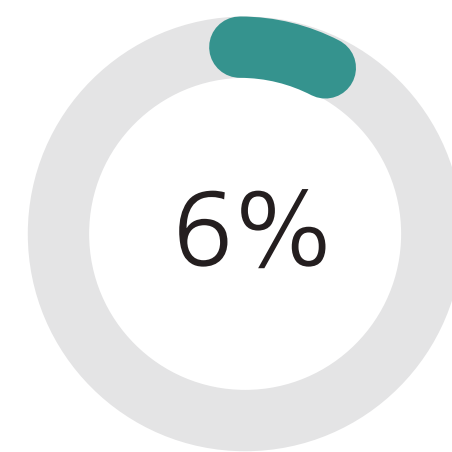
Justice and home affairs



Development, humanitarian  
assistance



Other



## Respondents' Policy Expertise

Lastly, survey respondents differ in their policy expertise. While participants may work in several particular policy fields we asked them to name the one general area with which they felt most familiar.

Again, national samples vary in composition. Overall, seven out of ten respondents said they either worked in European affairs in general or in foreign, security or defence policy.

One in ten survey participants named issues falling in the domains of economic, single market, trade, energy or environment policy. The remaining respondents fall into one of the other five categories.

# Country Groups Overview

## Introduction

Rationale  
Survey Questions  
Chapters

## FAQ

Questions about the Survey  
Questions about the Explorer

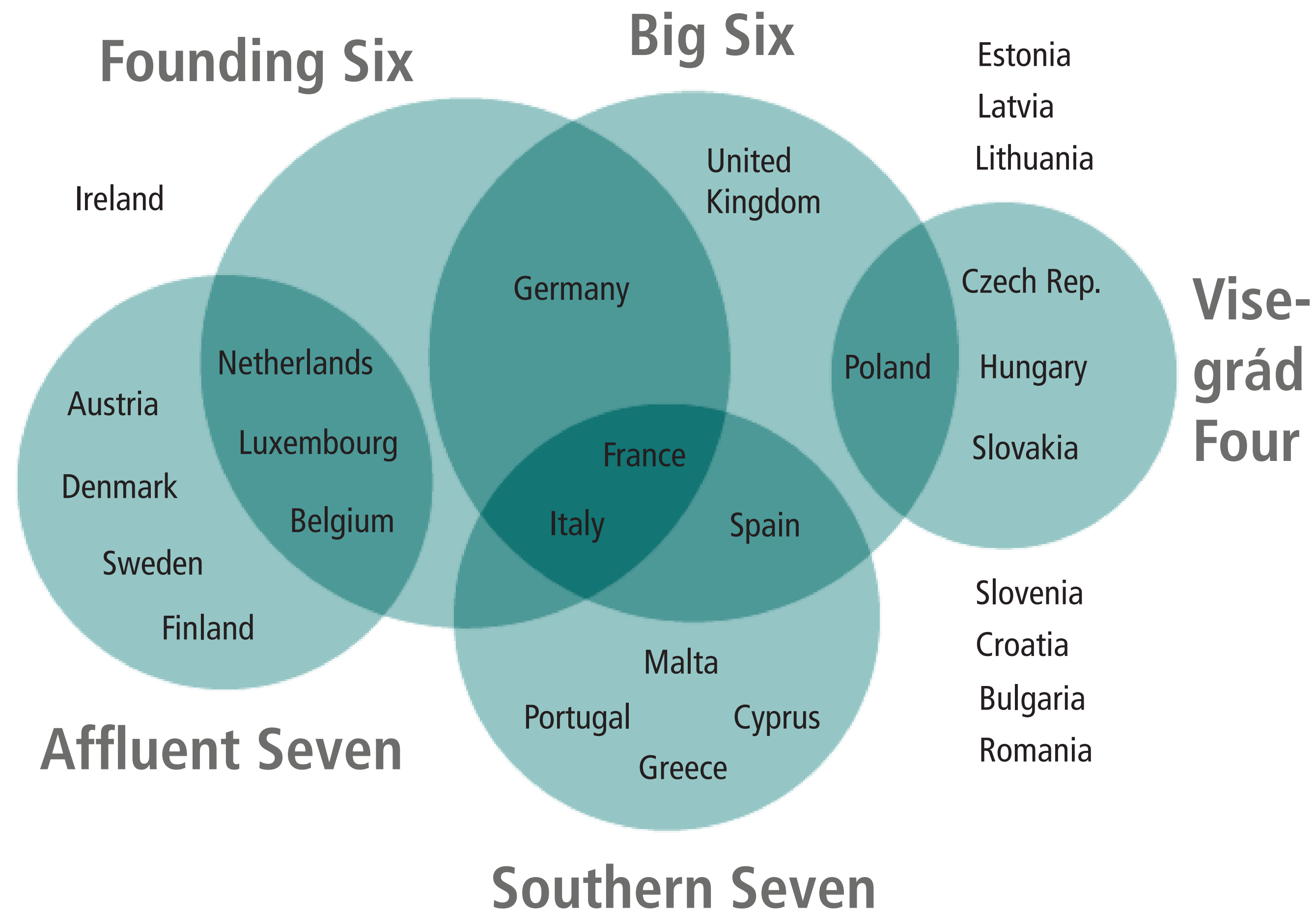
## Respondents' Information

Nationalities  
Professional Positions  
Policy Expertise

## Country Groups

### Overview

Big Six  
Founding Six  
Affluent Seven  
Southern Seven  
Visegrád Four



## Five Country Groups

Results are not only presented for individual EU member states, but also for five country groups. The illustration shows each group's composition, the overlap between them, and the countries that do not fall into any of the five groups.

The impact of country groups on the politics of the EU and European integration at large has been changing over time and has often depended on the policy issue at stake. Some groups are more formalized or institutionalized than others.

Group data is provided by combining the individual national samples of each group. The EU Coalition Explorer includes this data to provide an additional layer of information on the potential for coalition building among the EU28.

# Country Groups Big Six

## Introduction

- Rationale
- Survey Questions
- Chapters

## FAQ

- Questions about the Survey
- Questions about the Explorer

## Respondents' Information

- Nationalities
- Professional Positions
- Policy Expertise

## Country Groups

- Overview
- Big Six**
- Founding Six
- Affluent Seven
- Southern Seven
- Visegrád Four

Sources: Eurostat (Population 2015), World Bank (GDP 2015), SIPRI Milex Data (Military Spending 2015), Eurostat (Ratio of employed to unemployed 2015).

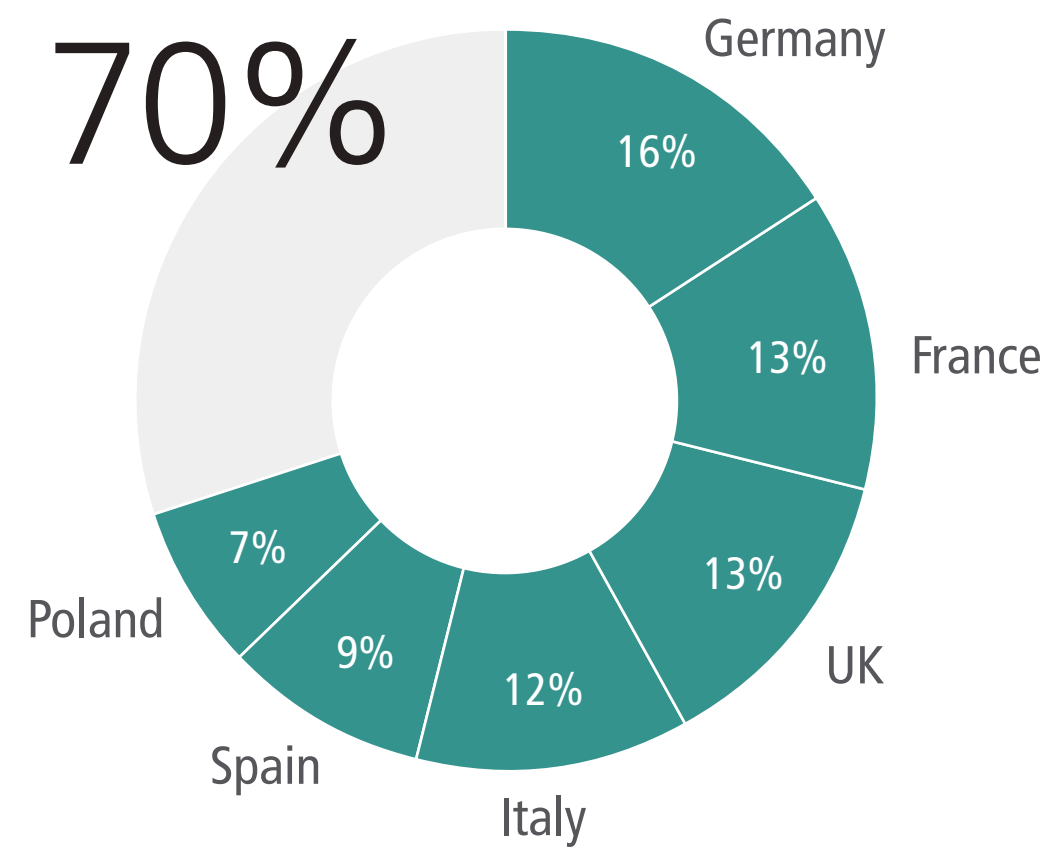
## The EU Powerhouse

The term "Big Six" refers to France, Germany, Italy, Spain, Poland and the UK. These countries are considered major European powers.

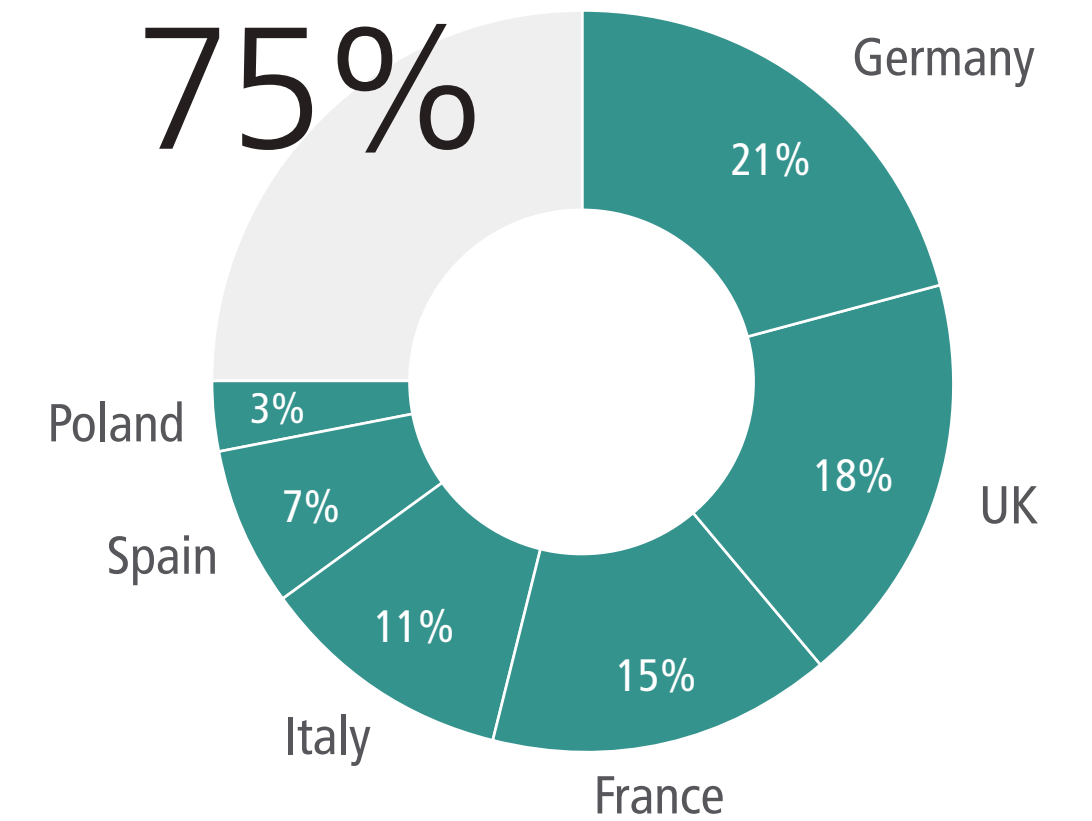
The EU Coalition Explorer offers tailored results for the Big Six for every survey question. After Brexit, the group will eventually turn into the Big Five. Even without the UK, it will continue to be the EU powerhouse.



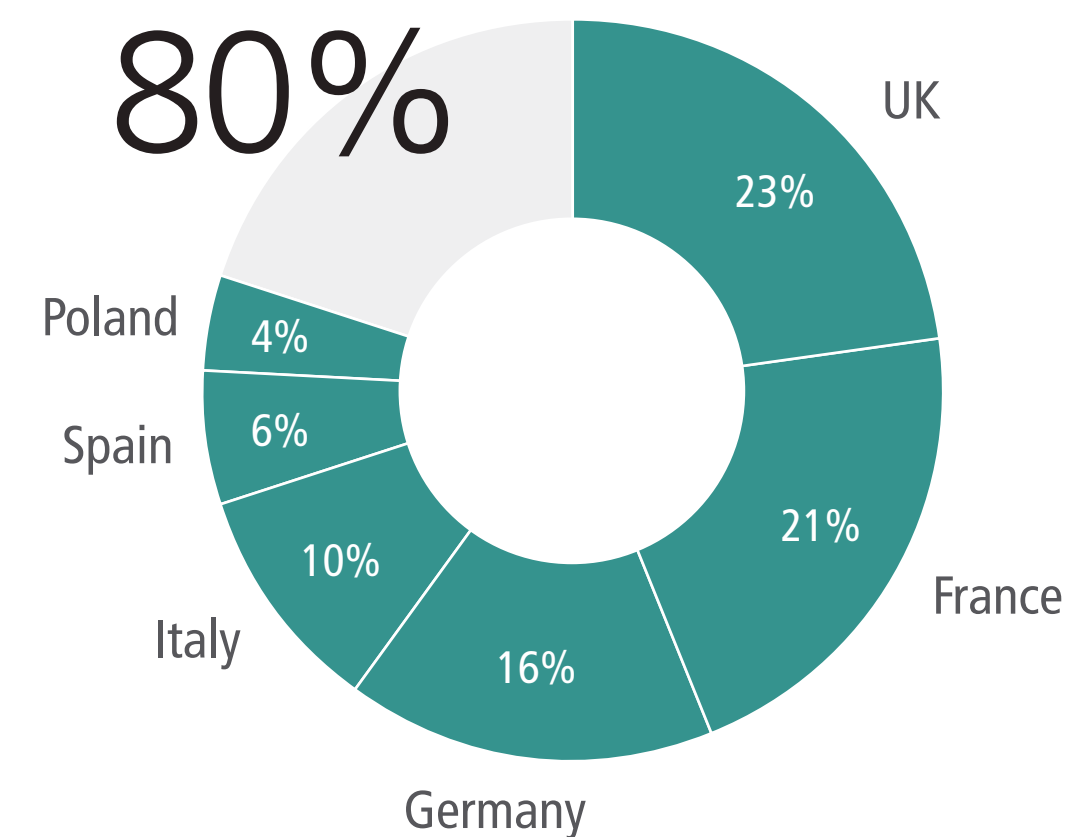
## Share of Population



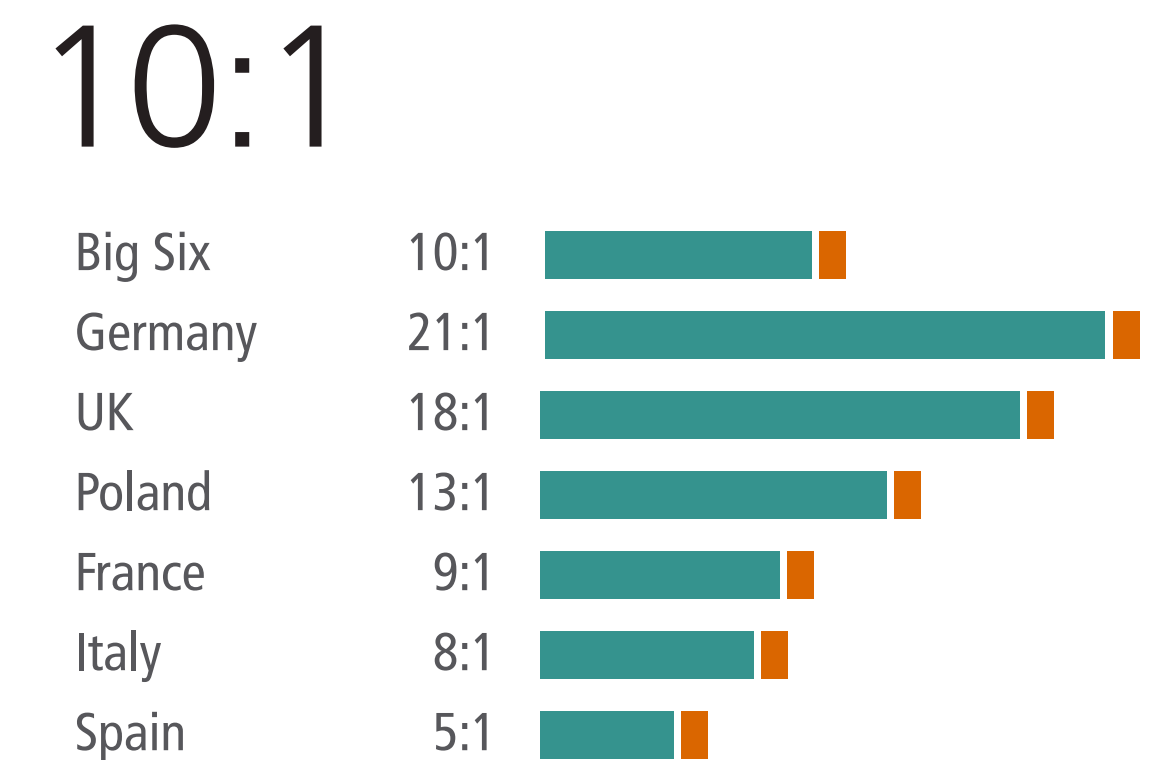
## Share of GDP



## Share of Military Spending



## Employed to Unemployed



# Country Groups Founding Six

## Introduction

- Rationale
- Survey Questions
- Chapters

## FAQ

- Questions about the Survey
- Questions about the Explorer

## Respondents' Information

- Nationalities
- Professional Positions
- Policy Expertise

## Country Groups

- Overview
- Big Six
- Founding Six
- Affluent Seven
- Southern Seven
- Visegrád Four

Sources: Eurostat (Population 2015), World Bank (GDP 2015), SIPRI Milex Data (Military Spending 2015), Eurostat (Ratio of employed to unemployed 2015).

# Founding Six

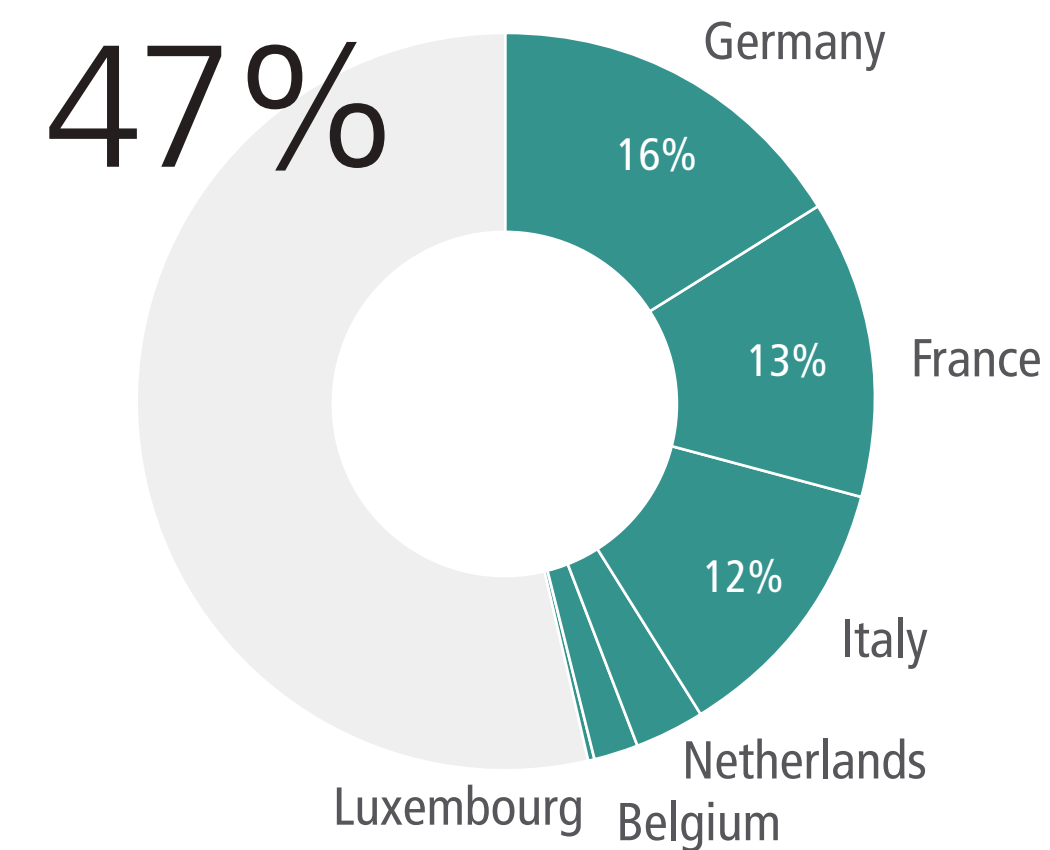
## The EU Pioneers

The term "Founding Six" refers to Belgium, France, Germany, Italy, Luxembourg and the Netherlands. As signatories to the 1957 Rome Treaty they created what has become the European Union.

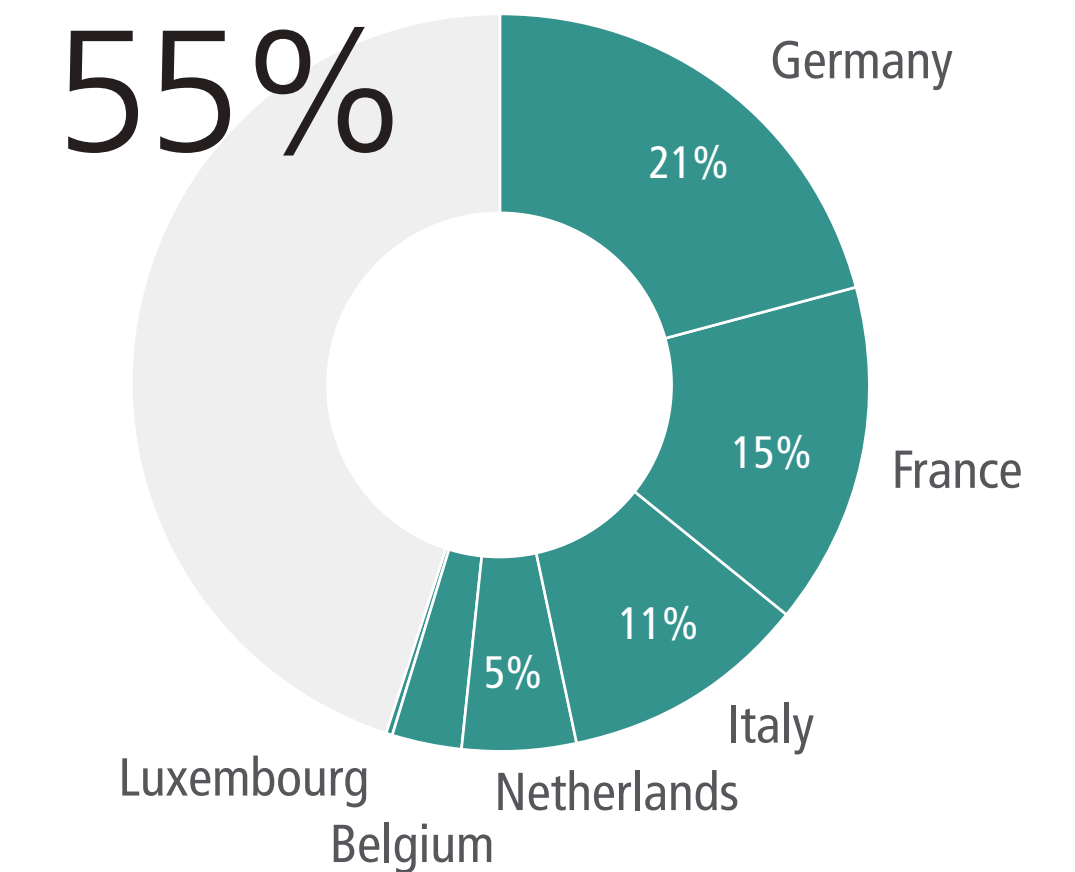
With the Franco-German partnership at its centre the Founding Six is the oldest group within the EU. It continues to have significant leverage and makes up about half the EU's population, GDP, and defence spending.



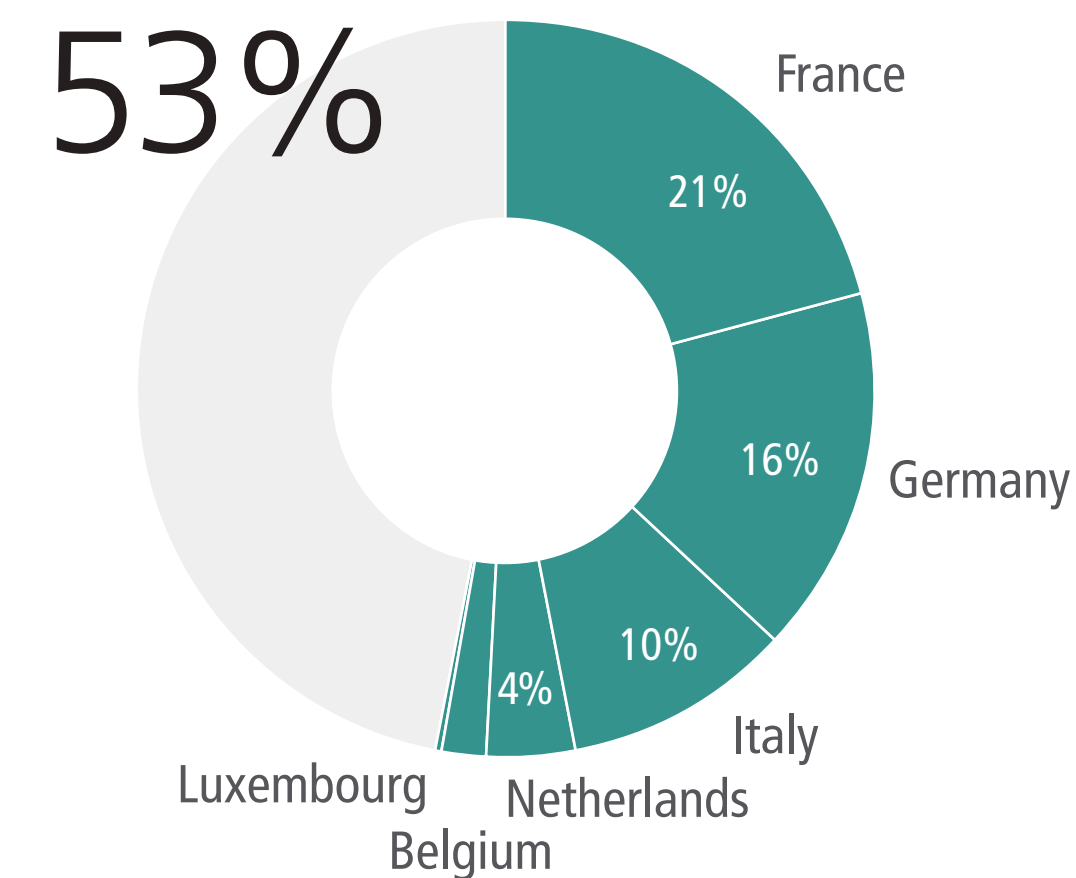
## Share of Population



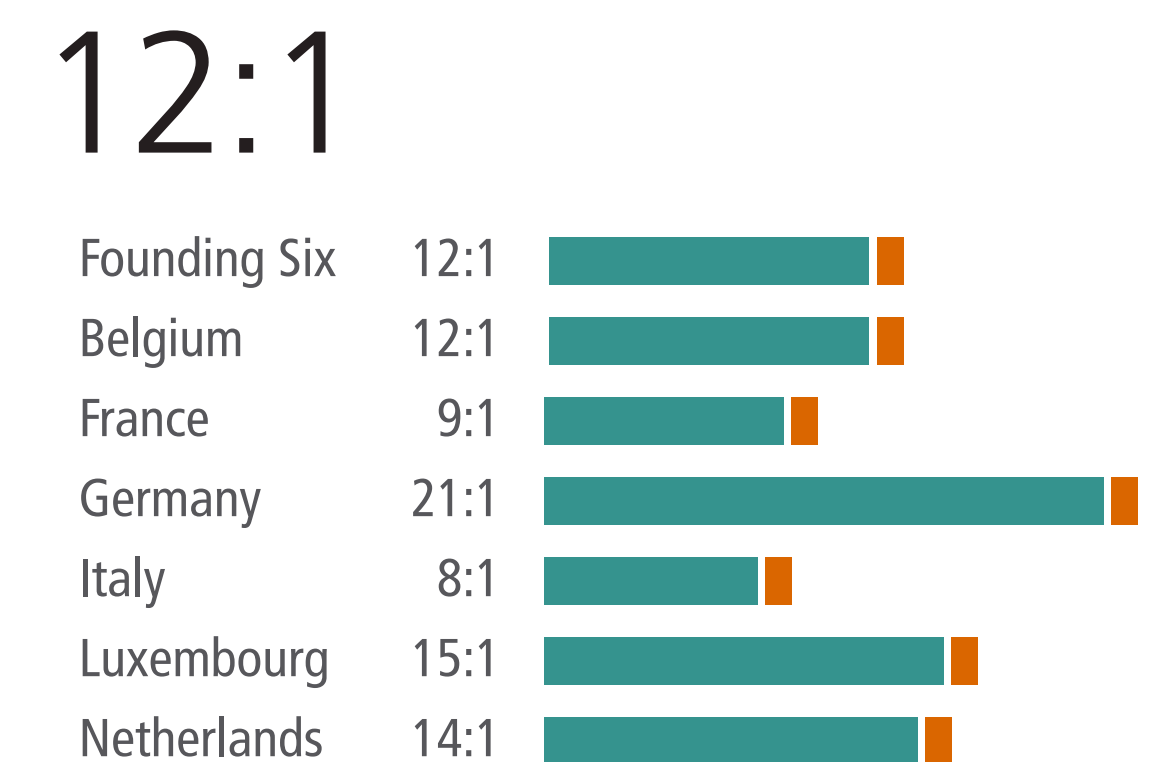
## Share of GDP Total



## Share of Military Spending



## Employed to Unemployed



# Country Groups Affluent Seven

## Introduction

- Rationale
- Survey Questions
- Chapters

## FAQ

- Questions about the Survey
- Questions about the Explorer

## Respondents' Information

- Nationalities
- Professional Positions
- Policy Expertise

## Country Groups

- Overview
- Big Six
- Founding Six
- Affluent Seven**
- Southern Seven
- Visegrád Four

Sources: Eurostat (Population 2015), World Bank (GDP 2015), SIPRI Milex Data (Military Spending 2015), Eurostat (Ratio of employed to unemployed 2015).

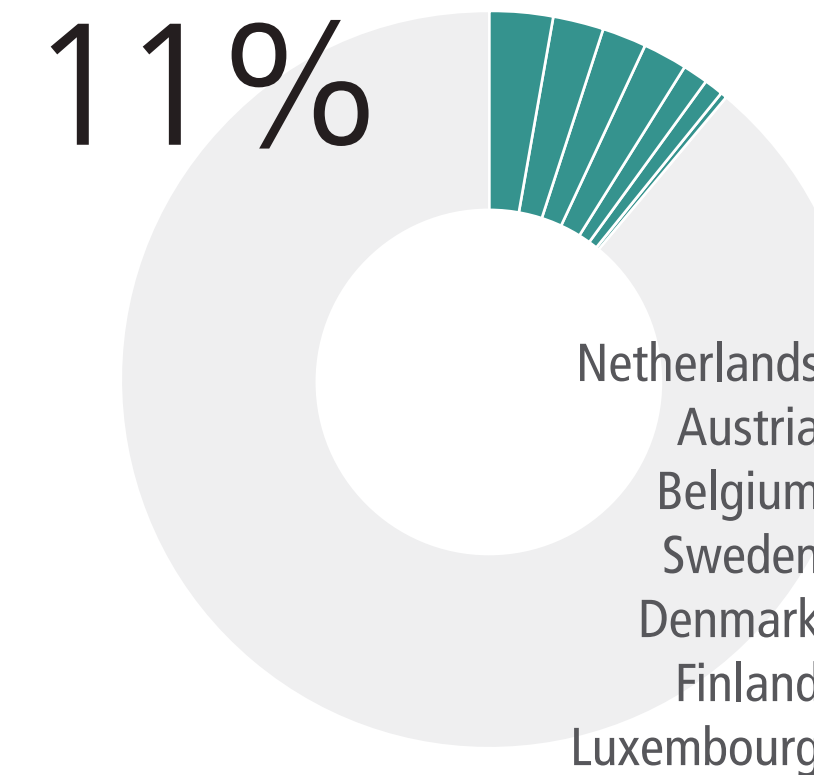
## Strength in Numbers

The term "Affluent Seven" refers to the group of seven countries consisting of Austria, the three Nordic EU members of Denmark, Finland, and Sweden, and the Benelux countries.

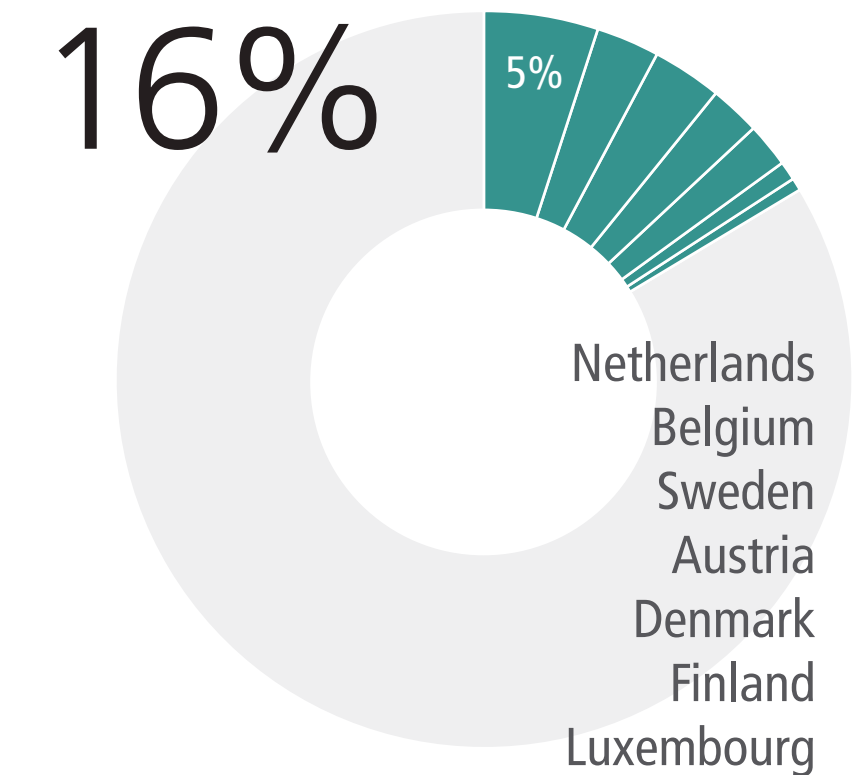
This group has special economic clout among the EU28. Each one of the seven maintains an employment ratio of at least 10 to 1. In addition, the group's disposable income per capita is significantly above the averages of both the EU and the Big Six.



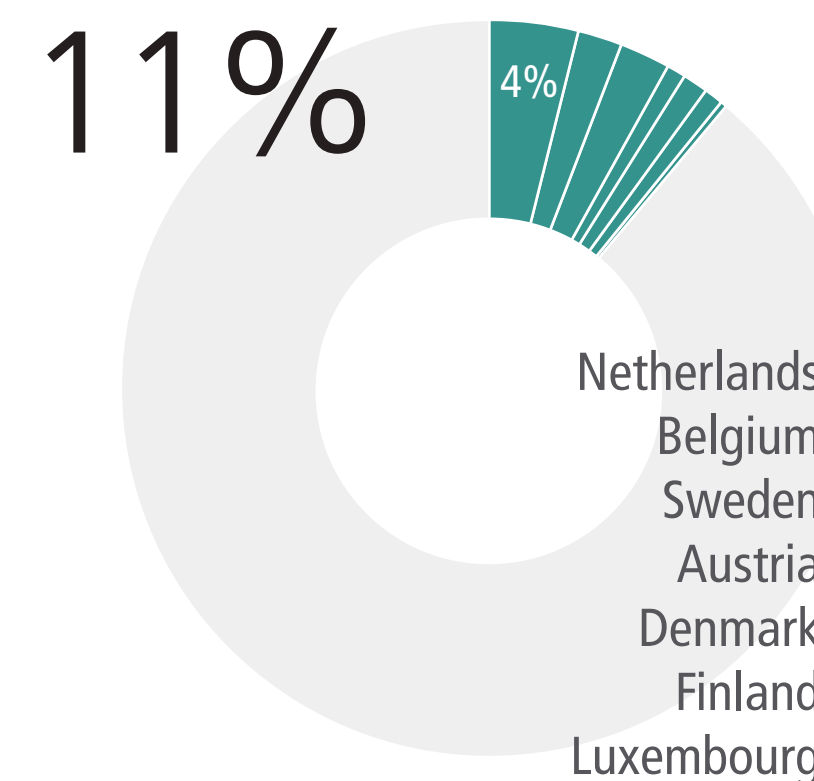
## Share of Population



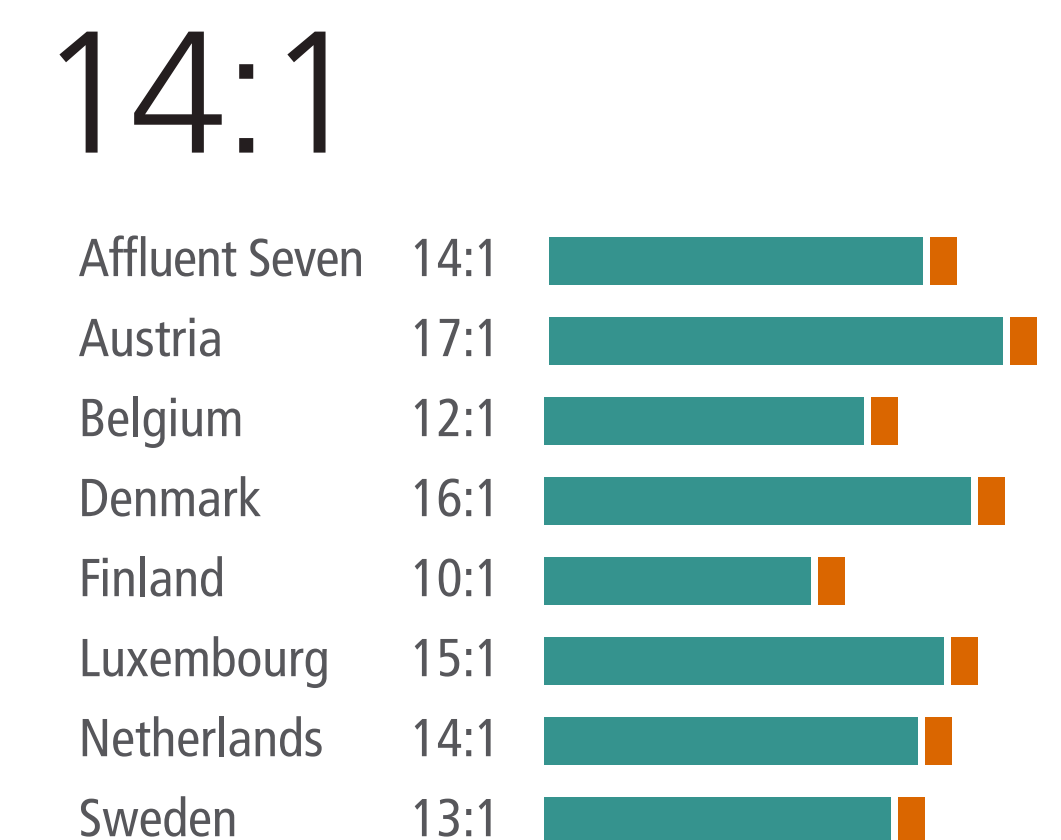
## Share of GDP Total



## Share of Military Spending



## Employed to Unemployed



# Country Groups Southern Seven

## Introduction

- Rationale
- Survey Questions
- Chapters

## FAQ

- Questions about the Survey
- Questions about the Explorer

## Respondents' Information

- Nationalities
- Professional Positions
- Policy Expertise

## Country Groups

- Overview
- Big Six
- Founding Six
- Affluent Seven
- Southern Seven**
- Visegrád Four

Sources: Eurostat (Population 2015), World Bank (GDP 2015), SIPRI Milex Data (Military Spending 2015), Eurostat (Ratio of employed to unemployed 2015).

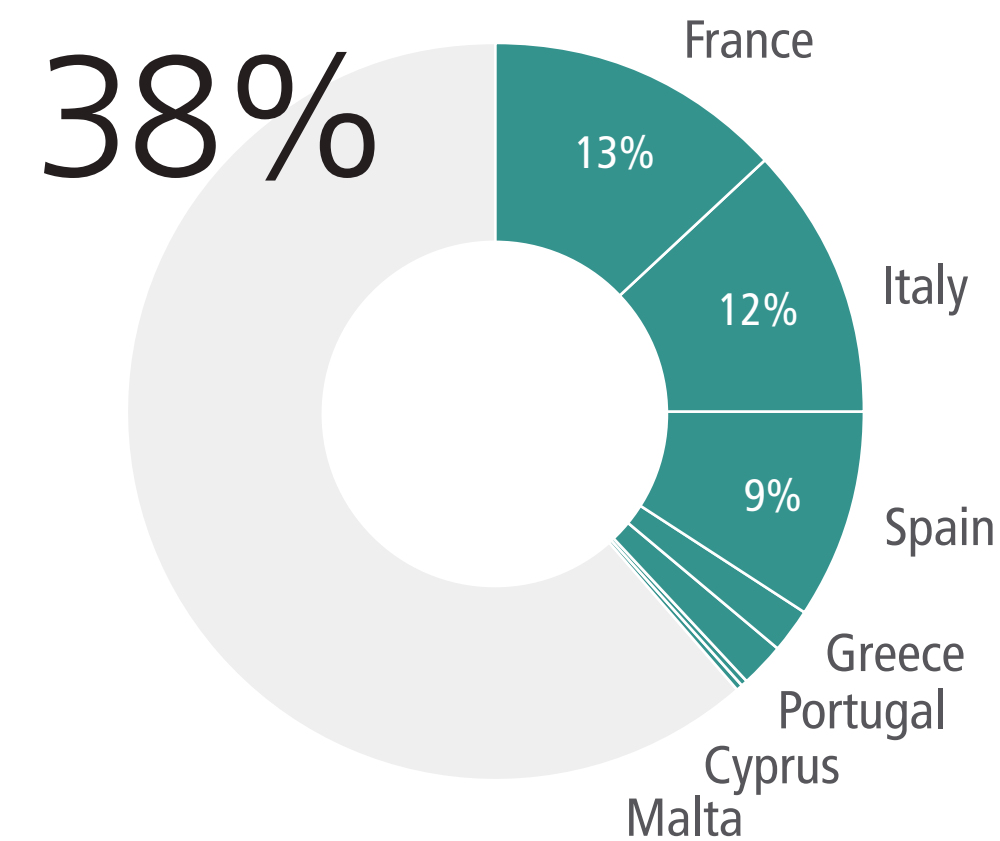
## Mediterranean Shores

The term "Southern Seven" refers to the group of seven countries consisting of Cyprus, France, Greece, Italy, Malta, Portugal and Spain.

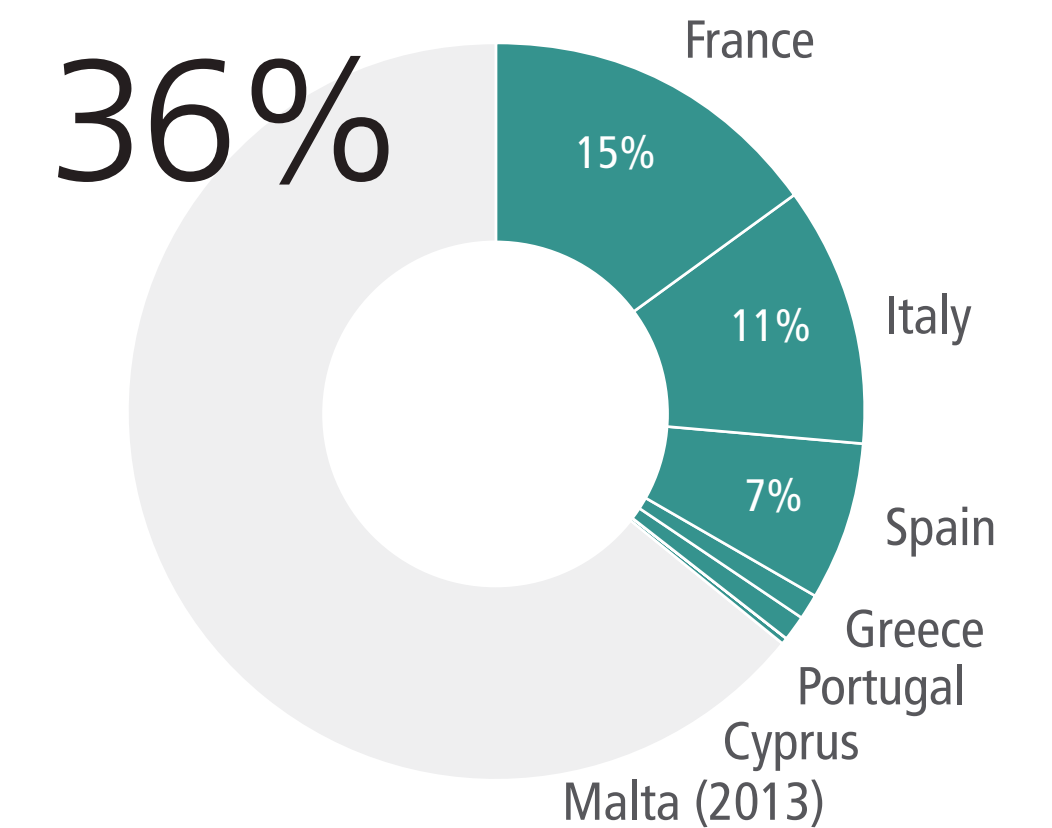
Despite being disparate in size, the countries in this group share socio-economic similarities. In recent years political initiatives have attempted to institutionalize this group. The Southern Seven have been particularly affected by the Eurozone debt crisis and increasing migration to Europe.



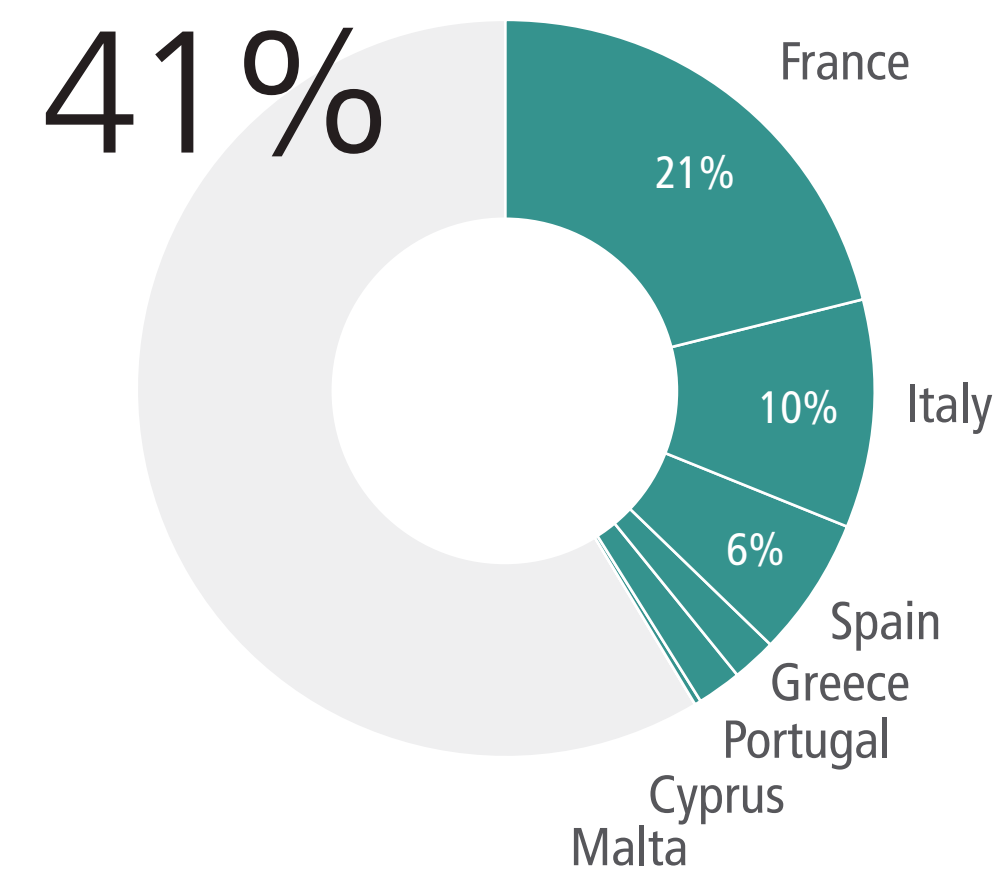
## Share of Population



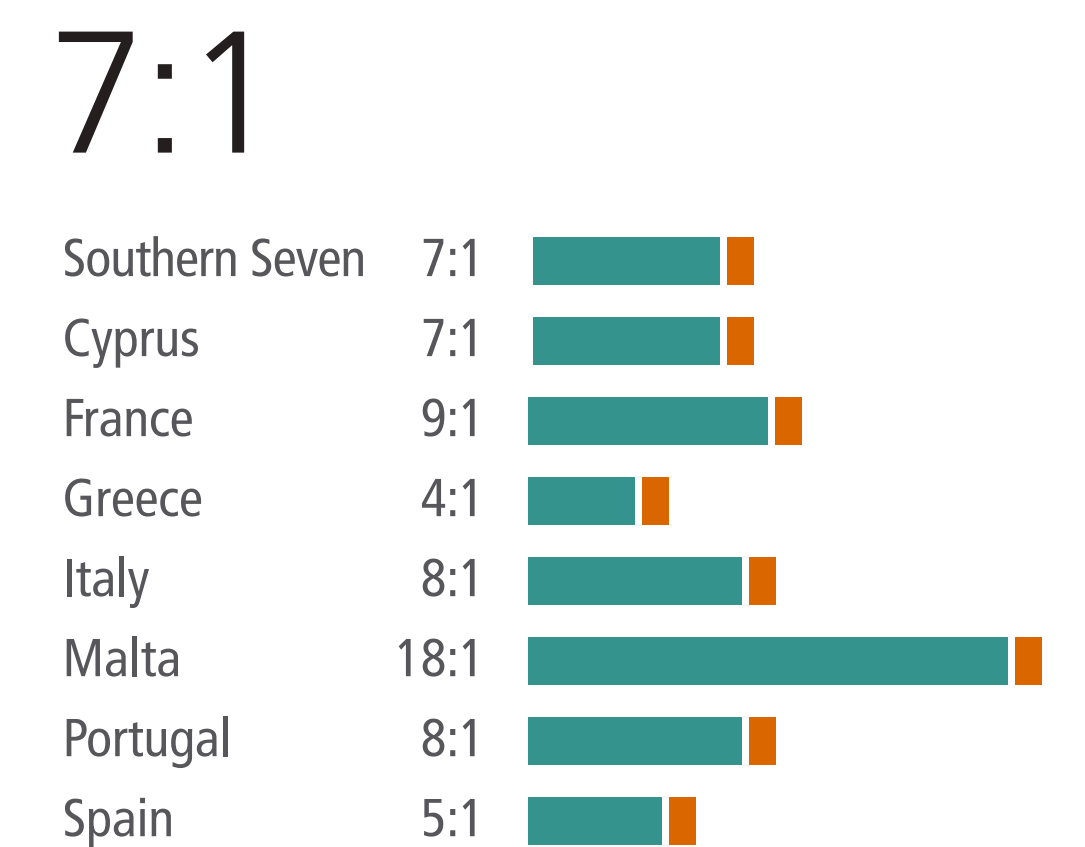
## Share of GDP Total



## Share of Military Spending



## Employed to Unemployed



# Country Groups

## Visegrád Four

### Introduction

- Rationale
- Survey Questions
- Chapters

### FAQ

- Questions about the Survey
- Questions about the Explorer

### Respondents' Information

- Nationalities
- Professional Positions
- Policy Expertise

### Country Groups

- Overview
- Big Six
- Founding Six
- Affluent Seven
- Southern Seven
- Visegrád Four**

Sources: Eurostat (Population 2015), World Bank (GDP 2015), SIPRI Milex Data (Military Spending 2015), Eurostat (Ratio of employed to unemployed 2015).

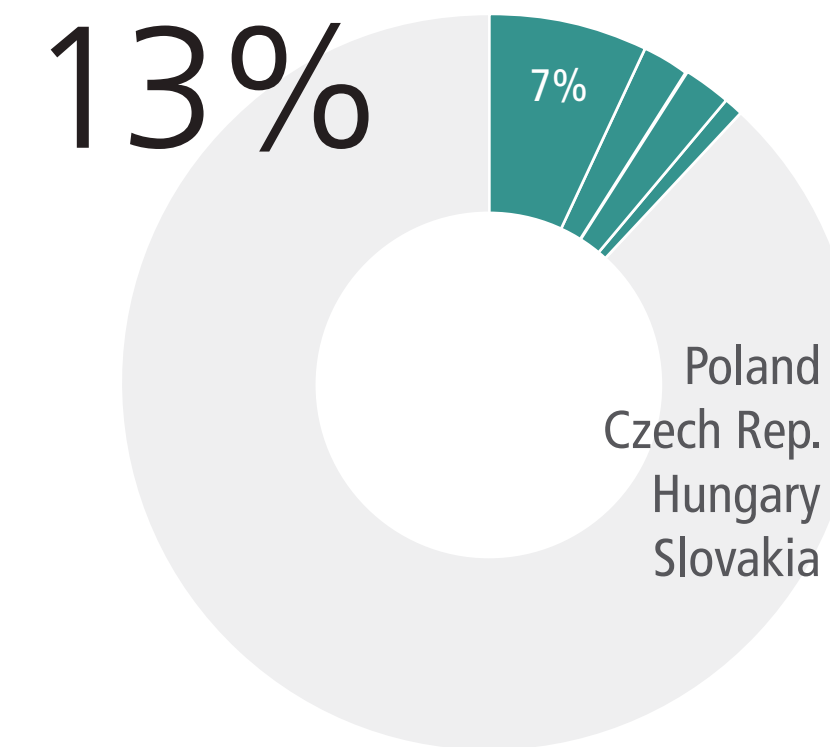
### The New East

The term "Visegrád Four" refers to the group of countries consisting of the Czech Republic, Hungary, Poland and Slovakia. All four joined the European Union together in 2004.

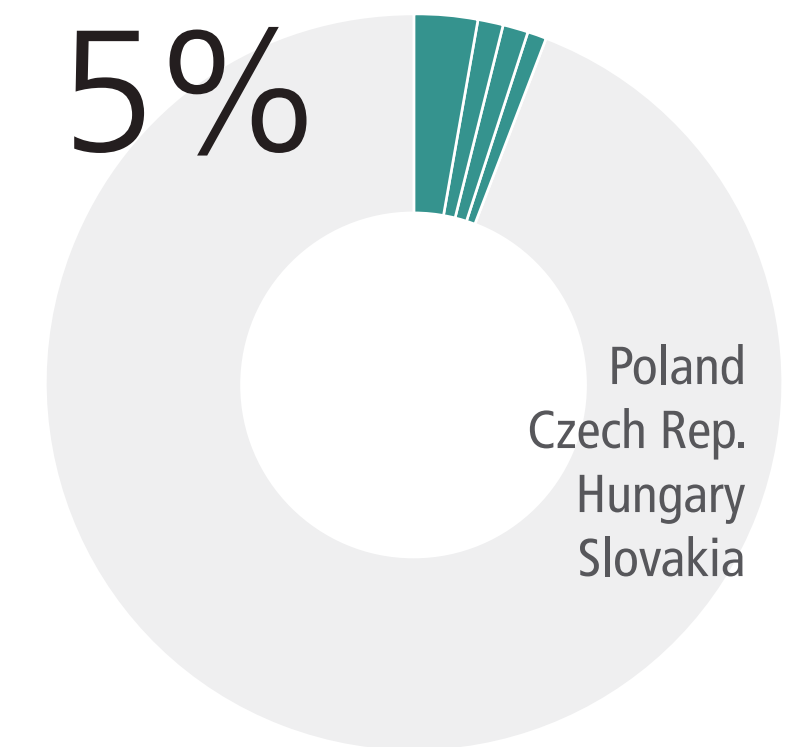
More frequently than other groups the Visegrád Four act as a political coalition within the European Union. Their cooperation is based on common cultural values, history and a similar outlook on economic and security policy.



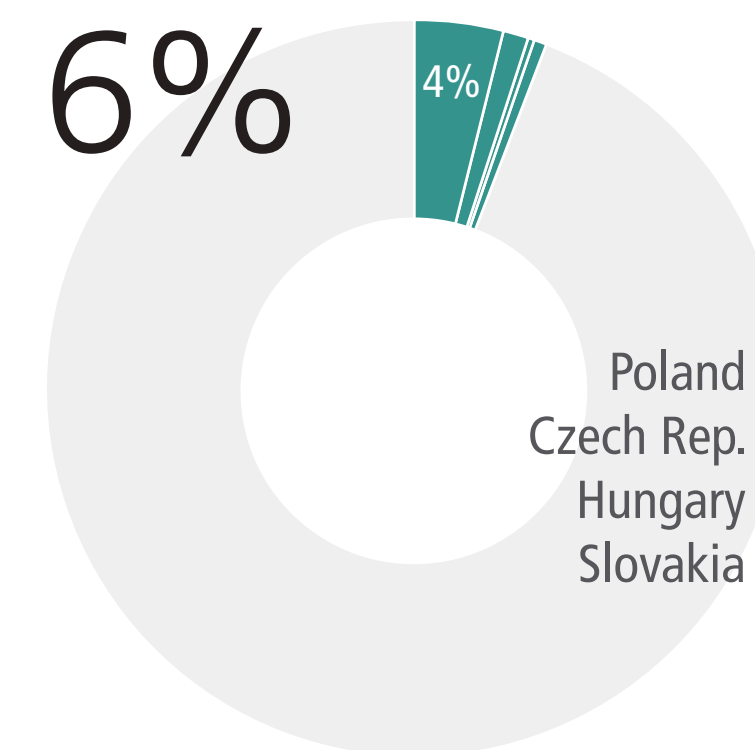
### Share of Population



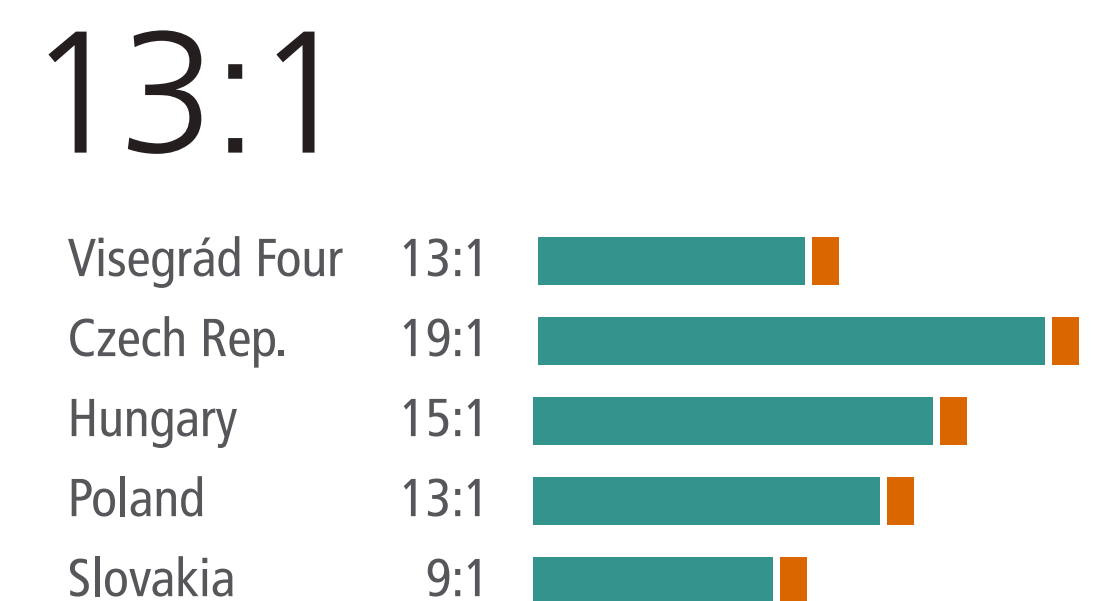
### Share of GDP Total



### Share of Military Spending



### Employed to Unemployed





# Findings Coalition Potential

## Coalition Potential

Ranks 1 to 14

Ranks 15 to 28

## Ranks 1 to 14


Overall ranks are based on the results of eight survey questions

Ranks shown

Ranks not shown

### Country Findings

- AT Austria
- BE Belgium
- BG Bulgaria
- HR Croatia
- CY Cyprus
- CZ Czech Rep.
- DK Denmark
- EE Estonia
- FI Finland
- FR France
- DE Germany
- EL Greece
- HU Hungary
- IE Ireland
- IT Italy
- LV Latvia
- LT Lithuania
- LU Luxembourg
- MT Malta
- NL Netherlands
- PL Poland
- PT Portugal
- RO Romania
- SK Slovakia
- SI Slovenia
- ES Spain
- SE Sweden
- UK UK



# Findings Coalition Potential

## Coalition Potential

Ranks 1 to 14

Ranks 15 to 28

## Ranks 1 to 14

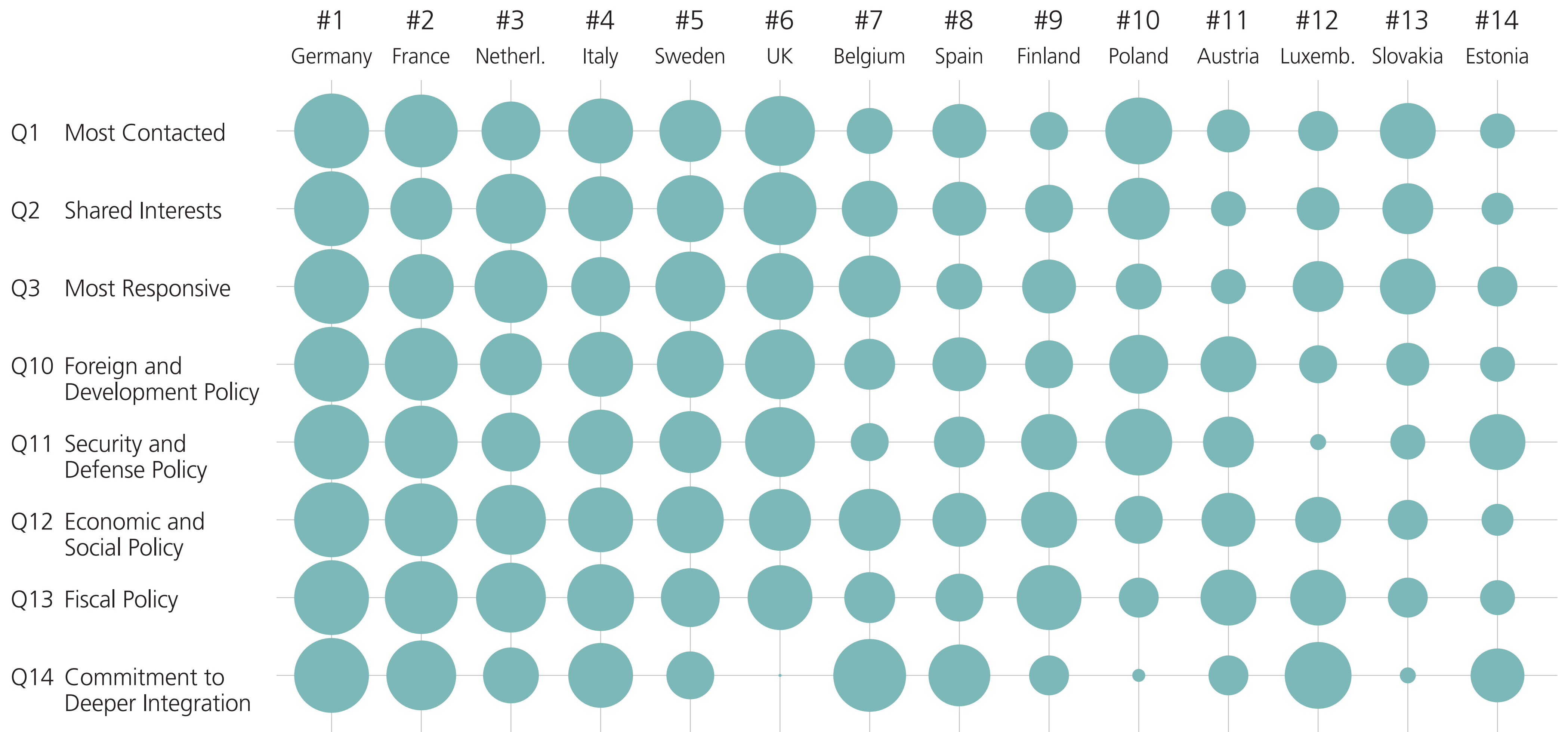
Overall ranks are based on the results of eight survey questions

Ranks shown

Ranks not shown

### Country Findings

- AT Austria
- BE Belgium
- BG Bulgaria
- HR Croatia
- CY Cyprus
- CZ Czech Rep.
- DK Denmark
- EE Estonia
- FI Finland
- FR France
- DE Germany
- EL Greece
- HU Hungary
- IE Ireland
- IT Italy
- LV Latvia
- LT Lithuania
- LU Luxembourg
- MT Malta
- NL Netherlands
- PL Poland
- PT Portugal
- RO Romania
- SK Slovakia
- SI Slovenia
- ES Spain
- SE Sweden
- UK UK



# Findings Coalition Potential

## Coalition Potential

Ranks 1 to 14

**Ranks 15 to 28**

## Ranks 15 to 28

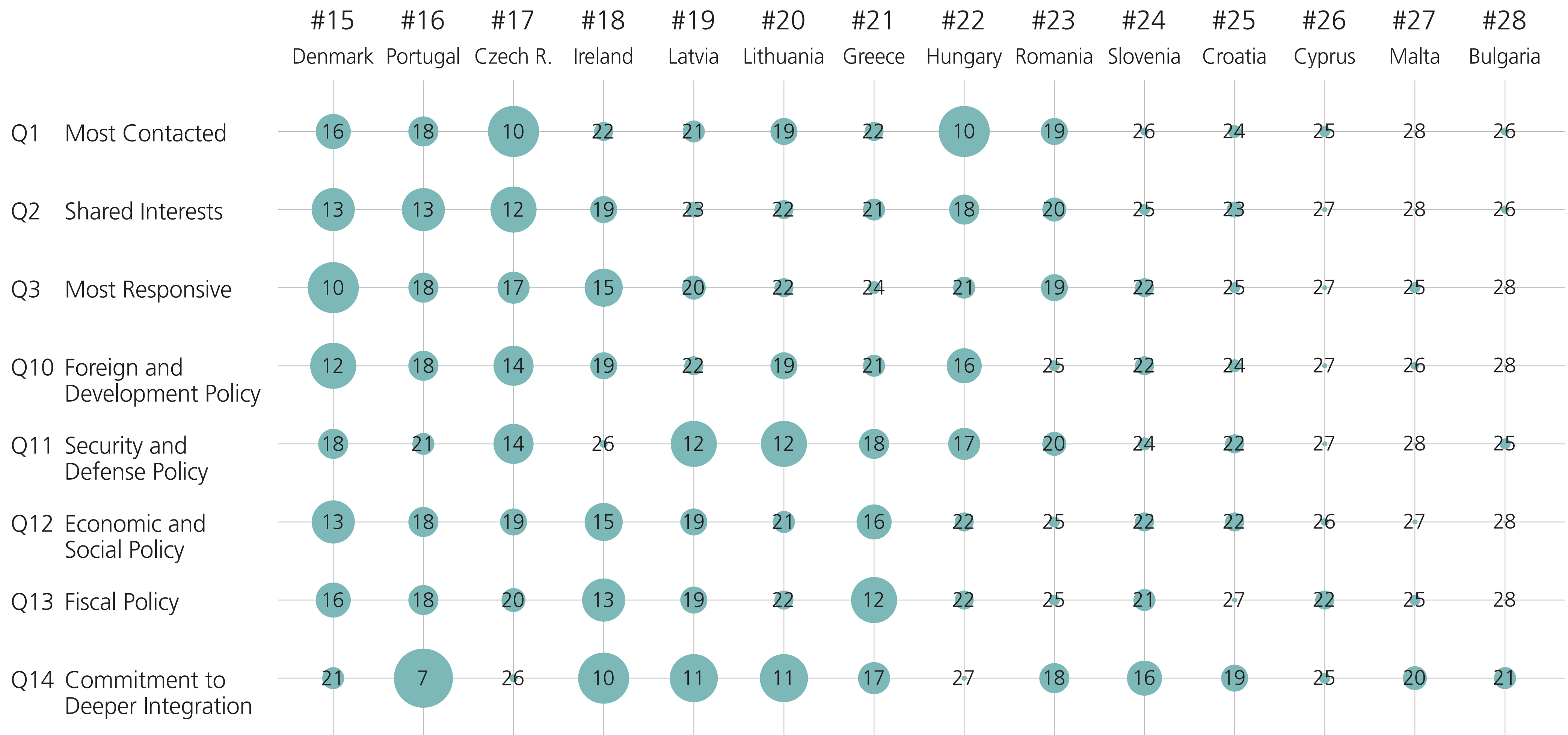
Overall ranks are based on the results of eight survey questions

Ranks shown

Ranks not shown

### Country Findings

- AT Austria
- BE Belgium
- BG Bulgaria
- HR Croatia
- CY Cyprus
- CZ Czech Rep.
- DK Denmark
- EE Estonia
- FI Finland
- FR France
- DE Germany
- EL Greece
- HU Hungary
- IE Ireland
- IT Italy
- LV Latvia
- LT Lithuania
- LU Luxembourg
- MT Malta
- NL Netherlands
- PL Poland
- PT Portugal
- RO Romania
- SK Slovakia
- SI Slovenia
- ES Spain
- SE Sweden
- UK UK



# Findings Coalition Potential

## Coalition Potential

Ranks 1 to 14

**Ranks 15 to 28**

## Ranks 15 to 28

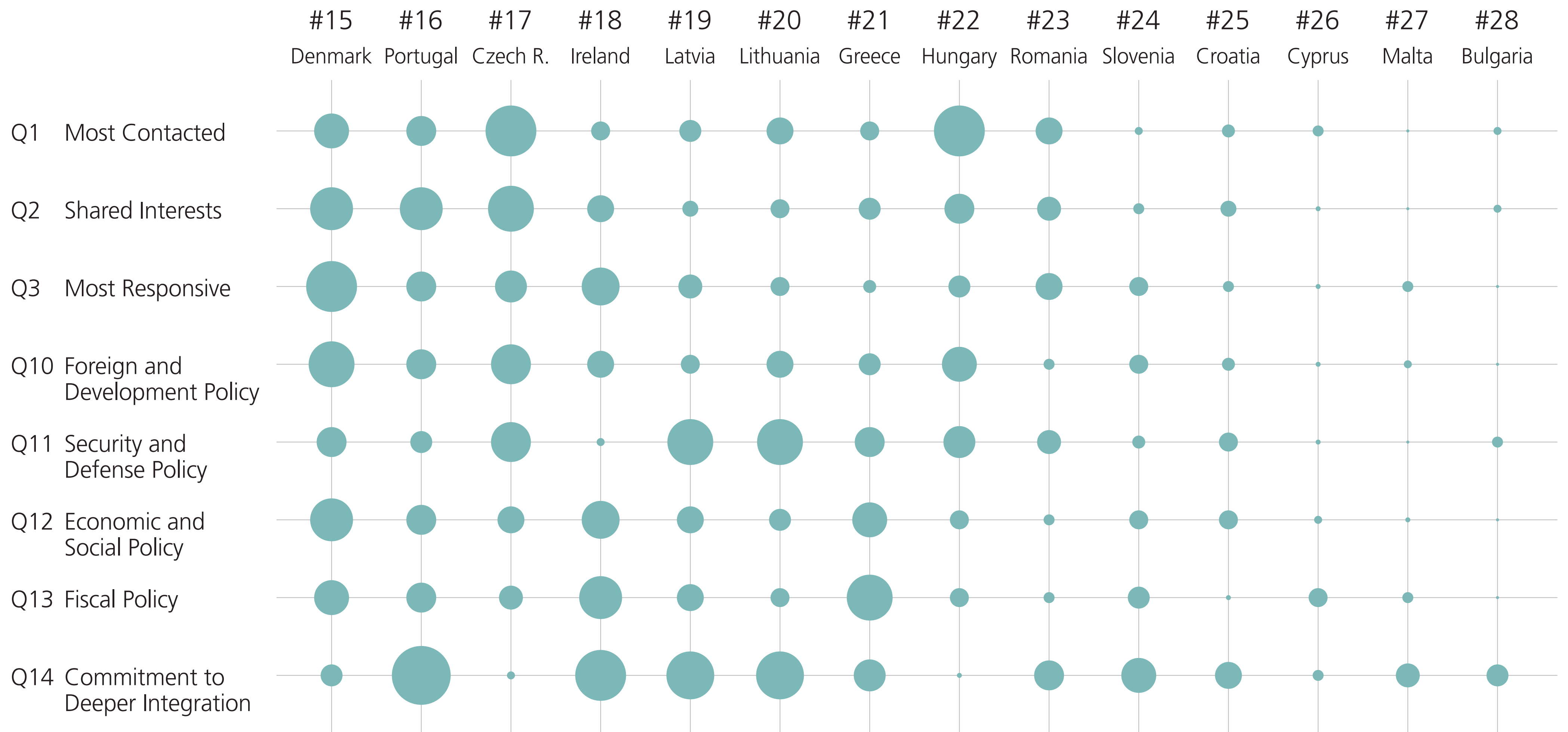
Overall ranks are based on the results of eight survey questions

Ranks shown

Ranks not shown

### Country Findings

- AT Austria
- BE Belgium
- BG Bulgaria
- HR Croatia
- CY Cyprus
- CZ Czech Rep.
- DK Denmark
- EE Estonia
- FI Finland
- FR France
- DE Germany
- EL Greece
- HU Hungary
- IE Ireland
- IT Italy
- LV Latvia
- LT Lithuania
- LU Luxembourg
- MT Malta
- NL Netherlands
- PL Poland
- PT Portugal
- RO Romania
- SK Slovakia
- SI Slovenia
- ES Spain
- SE Sweden
- UK UK



EU



Design

**Findings**

Chapters

Preferences

Influence

Partners

Policies

[ecfr.eu/eucoalitionexplorer](https://ecfr.eu/eucoalitionexplorer)

# Findings Austria

## Coalition Potential

Ranks 1 to 14  
Ranks 15 to 28

## Country Findings

- AT Austria
- BE Belgium
- BG Bulgaria
- HR Croatia
- CY Cyprus
- CZ Czech Rep.
- DK Denmark
- EE Estonia
- FI Finland
- FR France
- DE Germany
- EL Greece
- HU Hungary
- IE Ireland
- IT Italy
- LV Latvia
- LT Lithuania
- LU Luxembourg
- MT Malta
- NL Netherlands
- PL Poland
- PT Portugal
- RO Romania
- SK Slovakia
- SI Slovenia
- ES Spain
- SE Sweden
- UK UK

## Preferences

Austria ranks overall #15 at Preferences



### Top 3 for AT

- Croatia
- Slovenia
- Germany
- Croatia
- Slovenia
- Malta
- Croatia
- Malta
- Slovenia

## Policies

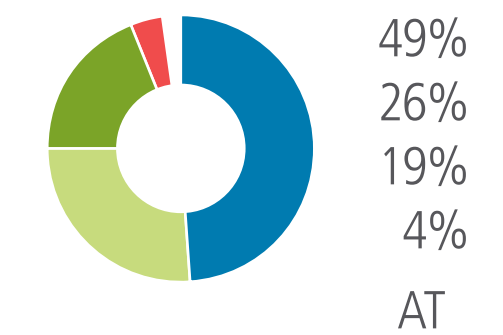
Austria ranks #14 at 'More Europe'



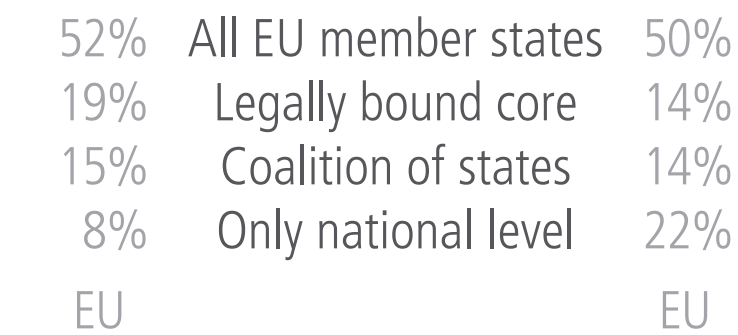
### Top 3 for AT

- Croatia
- BE EL SK
- Romania

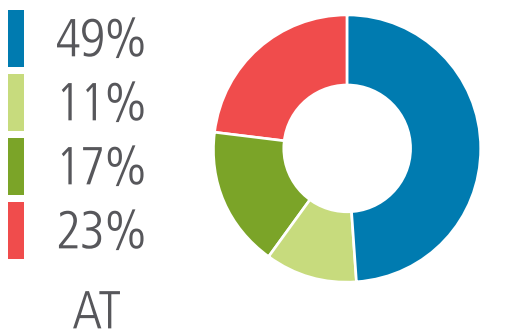
### Q16 Expert View



### Level of Decision-Making



### Q17 Public View



## Partners

Austria ranks overall #8 at Partners



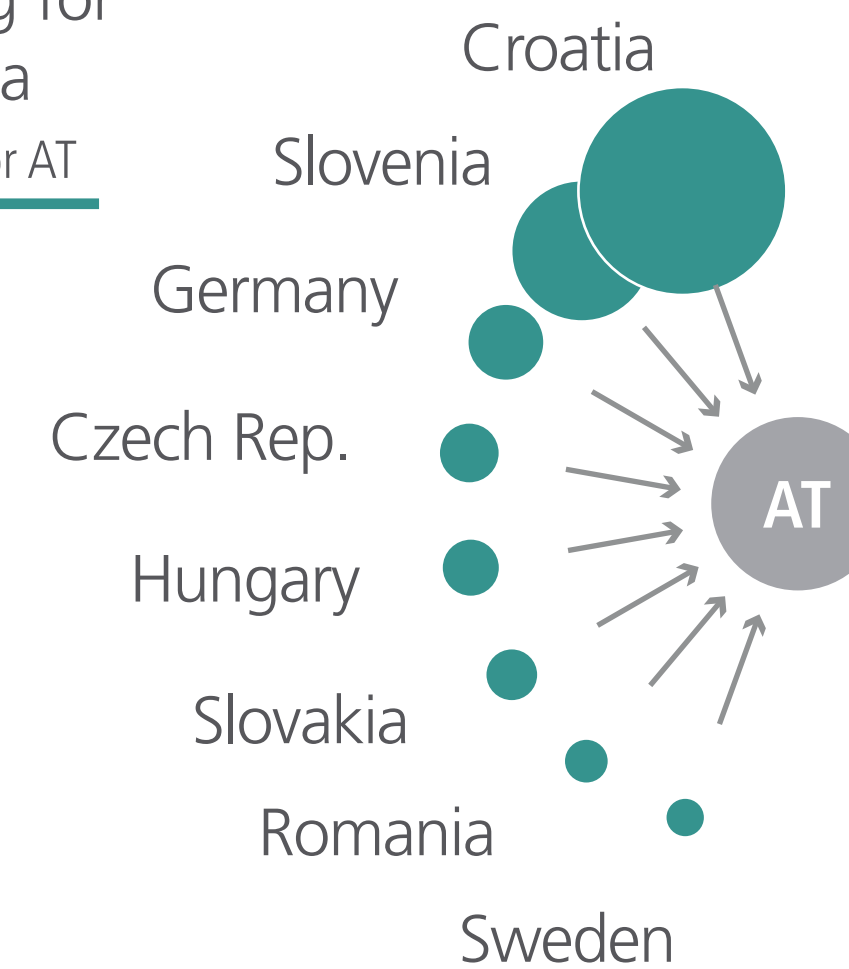
### Top 3 for AT

- Slovenia
- Czech Rep.
- HR HU SK SE
- Slovenia
- IE SE
- EL SK
- Slovenia
- Slovakia
- Hungary
- Estonia
- CZ DE
- SI

## Networks

Voting for Austria

Top 8 for AT



# Findings Belgium

## Coalition Potential

Ranks 1 to 14  
Ranks 15 to 28

## Country Findings

- AT Austria
- BE Belgium**
- BG Bulgaria
- HR Croatia
- CY Cyprus
- CZ Czech Rep.
- DK Denmark
- EE Estonia
- FI Finland
- FR France
- DE Germany
- EL Greece
- HU Hungary
- IE Ireland
- IT Italy
- LV Latvia
- LT Lithuania
- LU Luxembourg
- MT Malta
- NL Netherlands
- PL Poland
- PT Portugal
- RO Romania
- SK Slovakia
- SI Slovenia
- ES Spain
- SE Sweden
- UK UK

## Preferences

Belgium ranks overall #8 at Preferences



### Top 3 for BE

- Luxembourg
- Netherlands
- France
- Luxembourg
- France
- Netherlands
- Luxembourg
- France
- Malta

## Policies

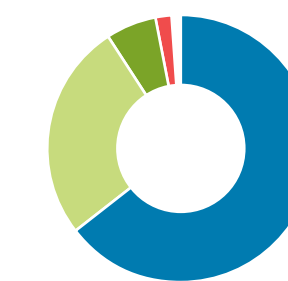
Belgium ranks #2 at 'More Europe'



### Top 3 for BE

- Cyprus
- Ireland
- NL UK

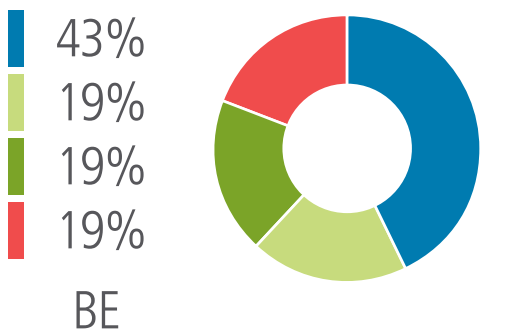
### Q16 Expert View



### Level of Decision-Making

Category	EU Percentage
All EU member states	52%
Legally bound core	19%
Coalition of states	15%
Only national level	8%

### Q17 Public View



## Partners

Belgium ranks overall #11 at Partners



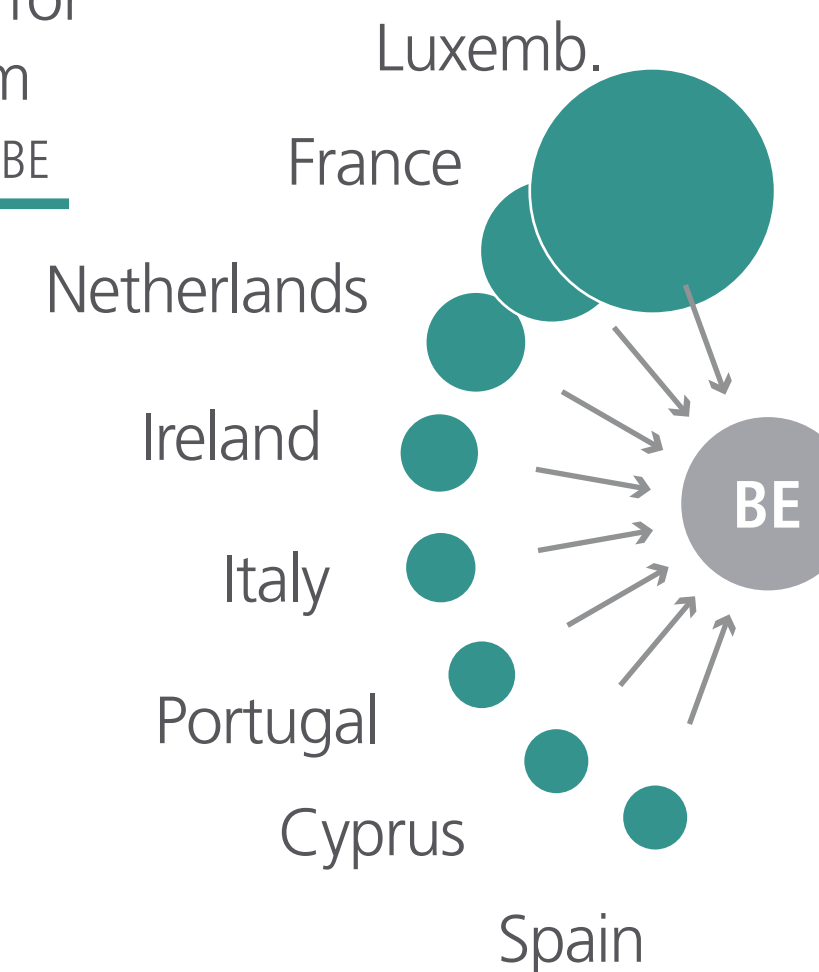
### Top 3 for BE

- Luxembourg
- France
- Ireland
- Luxembourg
- France
- Croatia
- Luxembourg
- Ireland
- France
- France
- Luxembourg
- Portugal

## Networks

Voting for Belgium

Top 8 for BE



# Findings Bulgaria

## Coalition Potential

Ranks 1 to 14  
Ranks 15 to 28

## Country Findings

- AT Austria
- BE Belgium
- BG Bulgaria**
- HR Croatia
- CY Cyprus
- CZ Czech Rep.
- DK Denmark
- EE Estonia
- FI Finland
- FR France
- DE Germany
- EL Greece
- HU Hungary
- IE Ireland
- IT Italy
- LV Latvia
- LT Lithuania
- LU Luxembourg
- MT Malta
- NL Netherlands
- PL Poland
- PT Portugal
- RO Romania
- SK Slovakia
- SI Slovenia
- ES Spain
- SE Sweden
- UK UK

## Preferences

Bulgaria ranks overall #27 at Preferences

#26  Q1 Most Contacted

#26  Q2 Shared Interests

#28  Q3 Most Responsive

### Top 3 for BG

-  Romania
-  Finland
-  Poland
-  Romania
-  Slovakia
-  Greece
-  Romania
- 
- 

## Policies

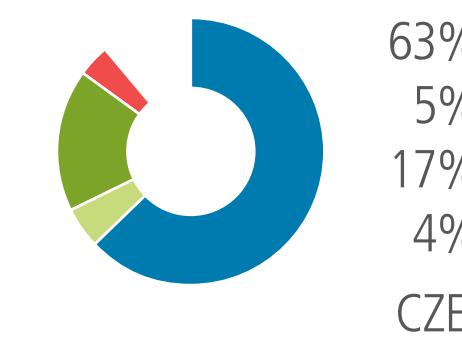
Bulgaria ranks #21 at 'More Europe'

#21  Q14 Deeper Integration

### Top 3 for BG

-  AT BG
-  DK DE LT PT SI SE UK
- 

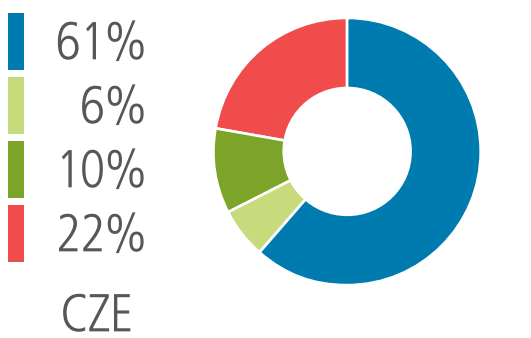
### Q16 Expert View



### Level of Decision-Making

52%	All EU member states	50%	
19%	Legally bound core	14%	
15%	Coalition of states	14%	
8%	Only national level	22%	

### Q17 Public View



## Partners

Bulgaria ranks overall #28 at Partners

#28  Q10 Foreign and Development Policy

#25  Q11 Security and Defense Policy

#28  Q12 Economic and Social Policy

#28  Q13 Fiscal Policy

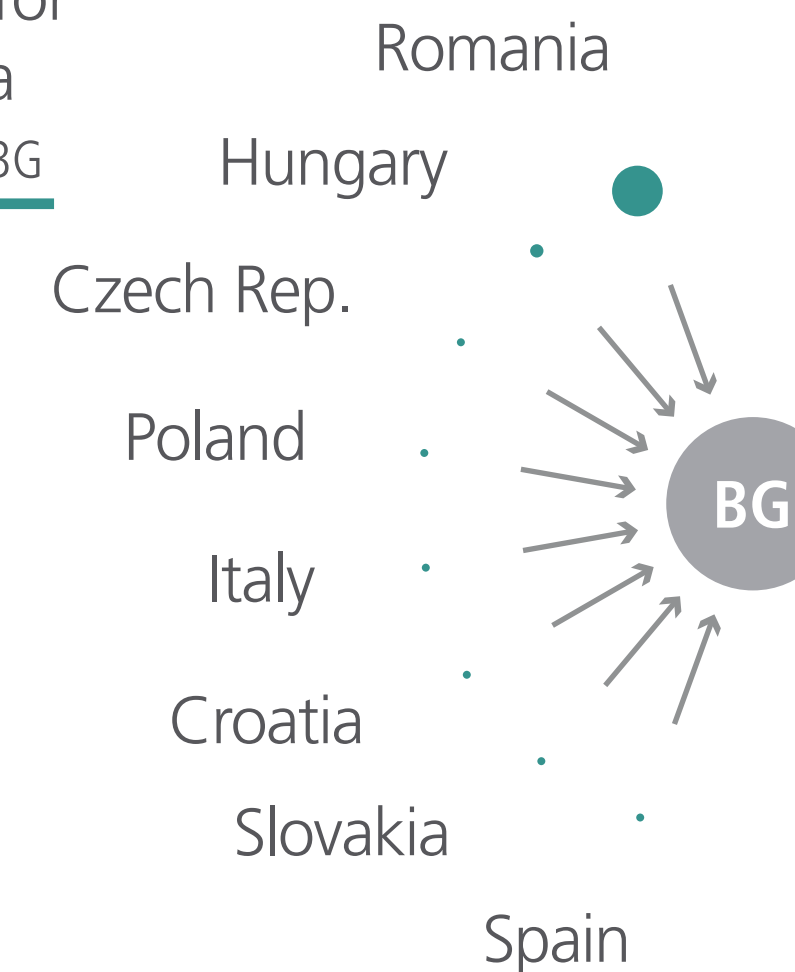
### Top 3 for BG

-  BE CZ HU IT ES
-  DE NL PT RO
- 
-  Romania
-  Croatia
-  Hungary
-  Romania
-  Hungary
-  CZ IT PL
-  Romania
-  Czech Rep.
-  Spain

## Networks

Voting for Bulgaria

### Top 8 for BG



# Findings Croatia

## Coalition Potential

Ranks 1 to 14  
Ranks 15 to 28

## Country Findings

- AT Austria
- BE Belgium
- BG Bulgaria
- HR Croatia**
- CY Cyprus
- CZ Czech Rep.
- DK Denmark
- EE Estonia
- FI Finland
- FR France
- DE Germany
- EL Greece
- HU Hungary
- IE Ireland
- IT Italy
- LV Latvia
- LT Lithuania
- LU Luxembourg
- MT Malta
- NL Netherlands
- PL Poland
- PT Portugal
- RO Romania
- SK Slovakia
- SI Slovenia
- ES Spain
- SE Sweden
- UK UK

## Preferences

Croatia ranks overall #24 at Preferences

#24  Q1 Most Contacted

#23  Q2 Shared Interests


#25  Q3 Most Responsive

### Top 3 for HR




-  Slovenia
-  Hungary
-  Poland
-  Bulgaria
-  Slovenia
-  Austria
-  Austria
-  BG PL
-  Italy

## Policies

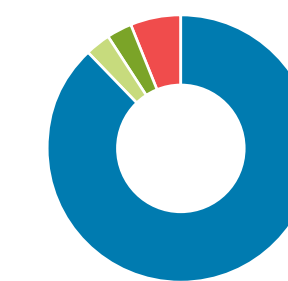
Croatia ranks #19 at 'More Europe'

#19  Q14 Deeper Integration

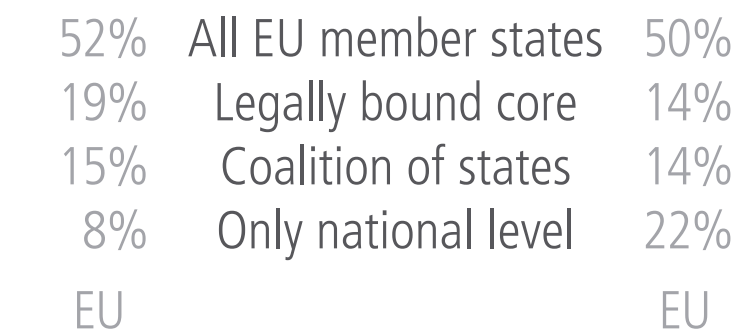
### Top 3 for HR

-  Slovenia
-  LU PT
-  AT DK LT RO UK

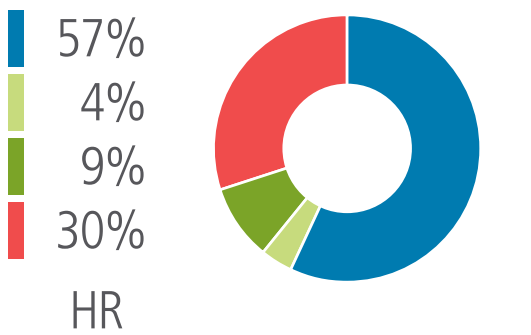
### Q16 Expert View



### Level of Decision-Making



### Q17 Public View



## Partners

Croatia ranks overall #24 at Partners

#24  Q10 Foreign and Development Policy

#22  Q11 Security and Defense Policy

#22  Q12 Economic and Social Policy

#27  Q13 Fiscal Policy

### Top 3 for HR

-  BG SI
-  AT HU RO
-  BE CZ NL PL
-  Slovenia
-  Hungary
-  Austria
-  BG HU
-  RO SI
-  CZ IT PL
-  Bulgaria
-  Czech Rep.
-  Slovenia

## Networks

Voting for Croatia

Top 8 for HR





# Findings Cyprus

## Coalition Potential




Ranks 1 to 14  
Ranks 15 to 28

## Country Findings

- AT Austria
- BE Belgium
- BG Bulgaria
- HR Croatia
- CY Cyprus**
- CZ Czech Rep.
- DK Denmark
- EE Estonia
- FI Finland
- FR France
- DE Germany
- EL Greece
- HU Hungary
- IE Ireland
- IT Italy
- LV Latvia
- LT Lithuania
- LU Luxembourg
- MT Malta
- NL Netherlands
- PL Poland
- PT Portugal
- RO Romania
- SK Slovakia
- SI Slovenia
- ES Spain
- SE Sweden
- UK UK

## Preferences

Cyprus ranks overall #26 at Preferences

- #25  Q1 Most Contacted
- #27  Q2 Shared Interests
- #27  Q3 Most Responsive

### Top 3 for CY

-  Greece
-  Malta
- 
-  Greece
-  Malta
-  Bulgaria
-  Greece
-  UK
-  DK IT

## Policies

Cyprus ranks #25 at 'More Europe'

- #25  Q14 Deeper Integration

### Top 3 for CY

-  Croatia
-  Luxembourg
-  Bulgaria

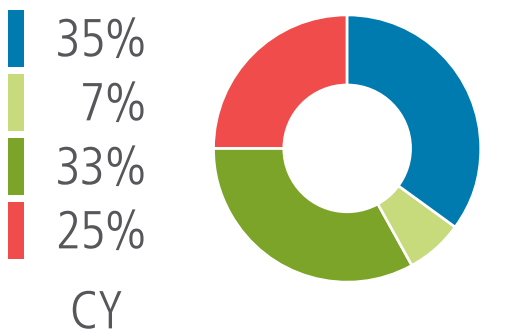
### Q16 Expert View



### Level of Decision-Making



52%	All EU member states	50%
19%	Legally bound core	14%
15%	Coalition of states	14%
8%	Only national level	22%
	EU	EU

### Q17 Public View



## Partners

Cyprus ranks overall #26 at Partners

- #27  Q10 Foreign and Development Policy
- #27  Q11 Security and Defense Policy
- #26  Q12 Economic and Social Policy
- #22  Q13 Fiscal Policy

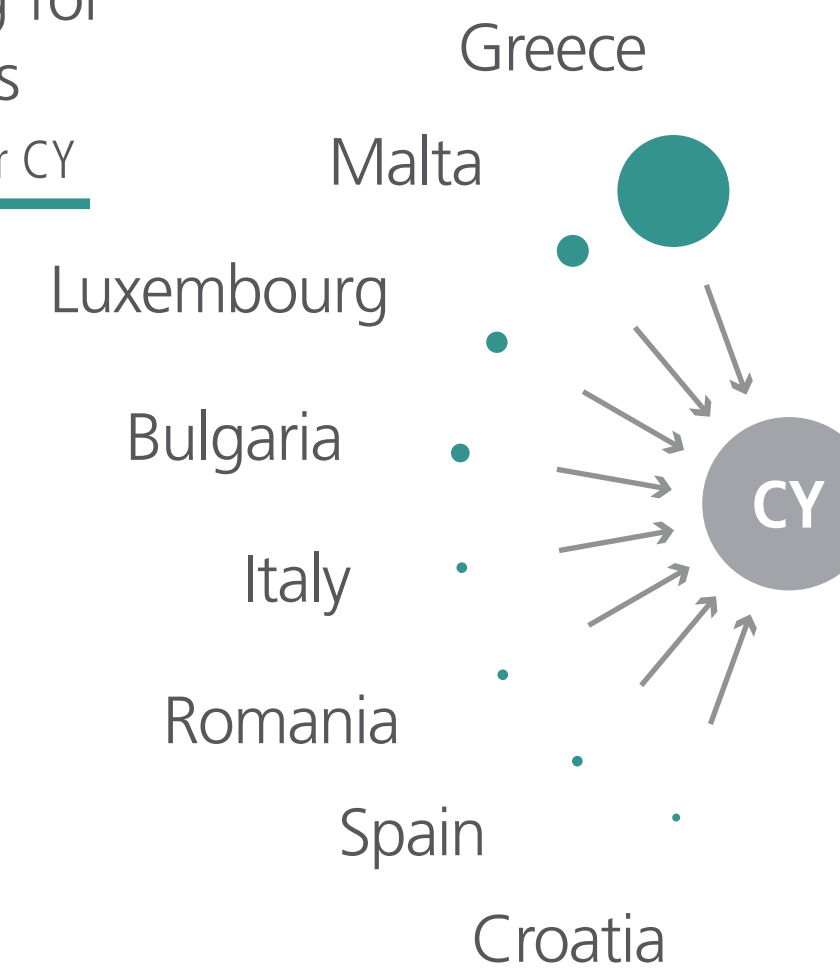
### Top 3 for CY

-  Greece
-  Luxembourg
-  Romania
-  Greece
-  Luxembourg
-  BG HU
-  Greece
-  Romania
-  IT ES
-  Greece
-  SI ES
-  BE FR HU

## Networks

Voting for Cyprus

### Top 8 for CY



# Findings Czech Rep.

## Coalition Potential

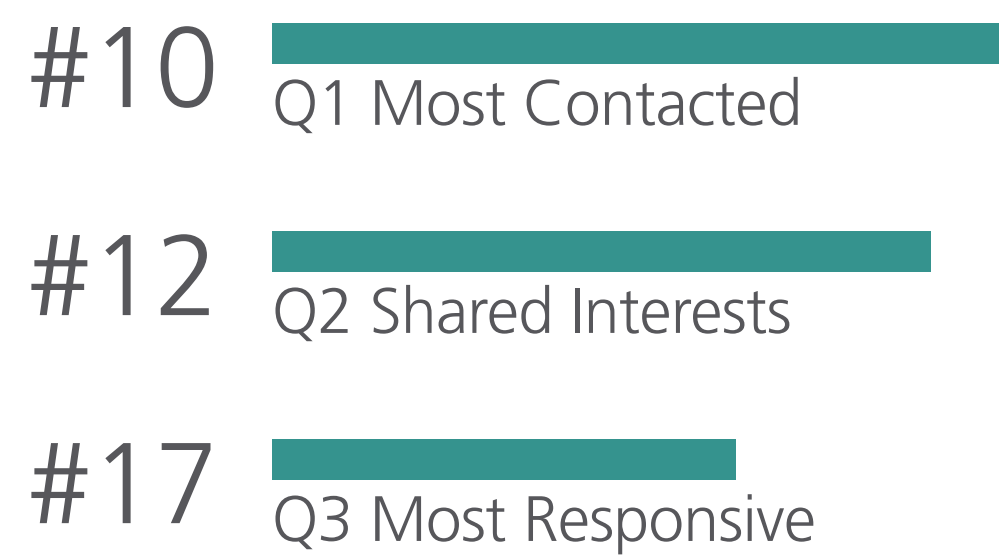
Ranks 1 to 14  
Ranks 15 to 28

## Country Findings

- AT Austria
- BE Belgium
- BG Bulgaria
- HR Croatia
- CY Cyprus
- CZ Czech Rep.**
- DK Denmark
- EE Estonia
- FI Finland
- FR France
- DE Germany
- EL Greece
- HU Hungary
- IE Ireland
- IT Italy
- LV Latvia
- LT Lithuania
- LU Luxembourg
- MT Malta
- NL Netherlands
- PL Poland
- PT Portugal
- RO Romania
- SK Slovakia
- SI Slovenia
- ES Spain
- SE Sweden
- UK UK

## Preferences

Czech Rep. ranks overall #13 at Preferences



### Top 3 for CZ

- Slovakia
- Hungary
- Poland
- Slovakia
- Hungary
- Croatia
- Slovakia
- Hungary
- PL SI

### Top 3 by CZ

- Slovakia
- Germany
- Poland
- Slovakia
- Poland
- Hungary
- Slovakia
- Poland
- DE SE

## Policies

Czech Rep. ranks #26 at 'More Europe'



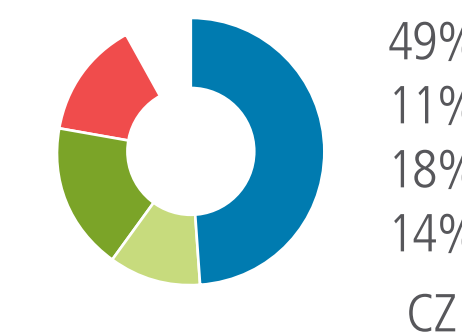
### Top 3 for CZ

- Lithuania
- CZ FI DE HU IT
- 

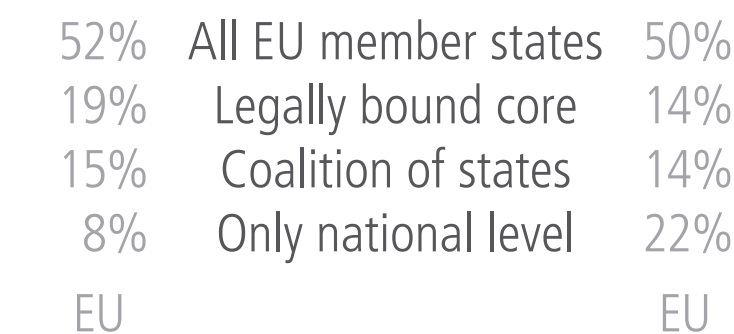
### Top 3 by CZ

- Germany
- BE LU
- France

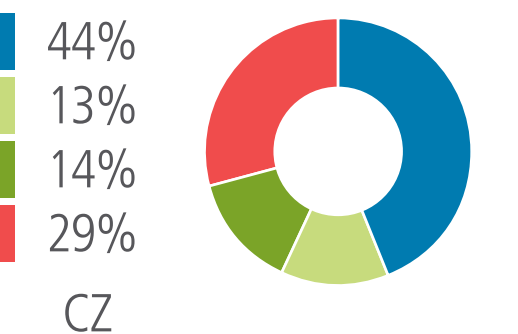
### Q16 Expert View



### Level of Decision-Making



### Q17 Public View



## Partners

Czech Rep. ranks overall #16 at Partners



### Top 3 for CZ


- Slovakia
- Poland
- Hungary
- Slovakia
- Hungary
- AT EE
- Hungary
- Slovakia
- Poland
- HU PL
- AT BG
- Slovenia

### Top 3 by CZ

- Germany
- FR PL
- UK
- FR DE UK
- Poland
- Slovakia
- Slovakia
- DE PL
- Hungary
- Germany
- Slovakia
- AT PL

## Networks

Voting for Czech Rep.  
Top 8 for CZ



Voted by Czech Rep.  
Top 8 by CZ

# Findings Denmark

## Coalition Potential

Ranks 1 to 14  
Ranks 15 to 28

## Country Findings

- AT Austria
- BE Belgium
- BG Bulgaria
- HR Croatia
- CY Cyprus
- CZ Czech Rep.
- DK Denmark**
- EE Estonia
- FI Finland
- FR France
- DE Germany
- EL Greece
- HU Hungary
- IE Ireland
- IT Italy
- LV Latvia
- LT Lithuania
- LU Luxembourg
- MT Malta
- NL Netherlands
- PL Poland
- PT Portugal
- RO Romania
- SK Slovakia
- SI Slovenia
- ES Spain
- SE Sweden
- UK UK

## Preferences

Denmark ranks overall #13 at Preferences

#16 Q1 Most Contacted

#13 Q2 Shared Interests

#10 Q3 Most Responsive

### Top 3 for DK

- Sweden
- Ireland
- LT UK
- Netherlands
- UK
- Ireland
- Ireland
- UK
- LT NL

### Top 3 by DK

- Sweden
- Germany
- UK
- Sweden
- NL UK
- Germany
- NL SE
- Finland
- Germany

## Policies

Denmark ranks #21 at 'More Europe'

#21 Q14 Deeper Integration

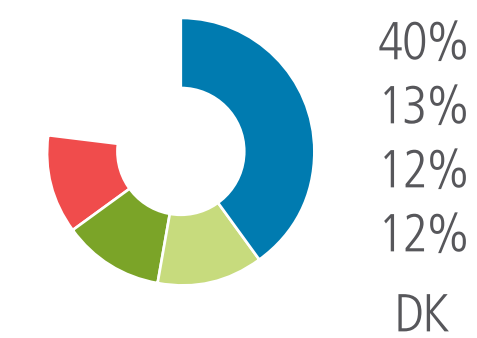
### Top 3 for DK

- Slovakia
- RO SI
- AT IT LT

### Top 3 by DK

- Belgium
- FR DE IT LU
- Spain

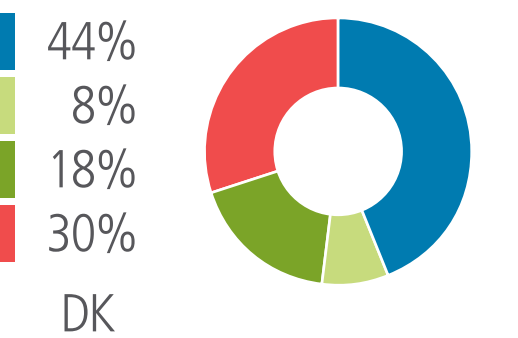
### Q16 Expert View



### Level of Decision-Making



### Q17 Public View



## Partners

Denmark ranks overall #15 at Partners

#12 Q10 Foreign and Development Policy

#18 Q11 Security and Defense Policy

#13 Q12 Economic and Social Policy

#16 Q13 Fiscal Policy

### Top 3 for DK

- Finland
- EE IE
- HR SE
- Estonia
- HR FI LT
- Sweden
- Finland
- Sweden
- Estonia
- Lithuania
- EL SE
- HR UK

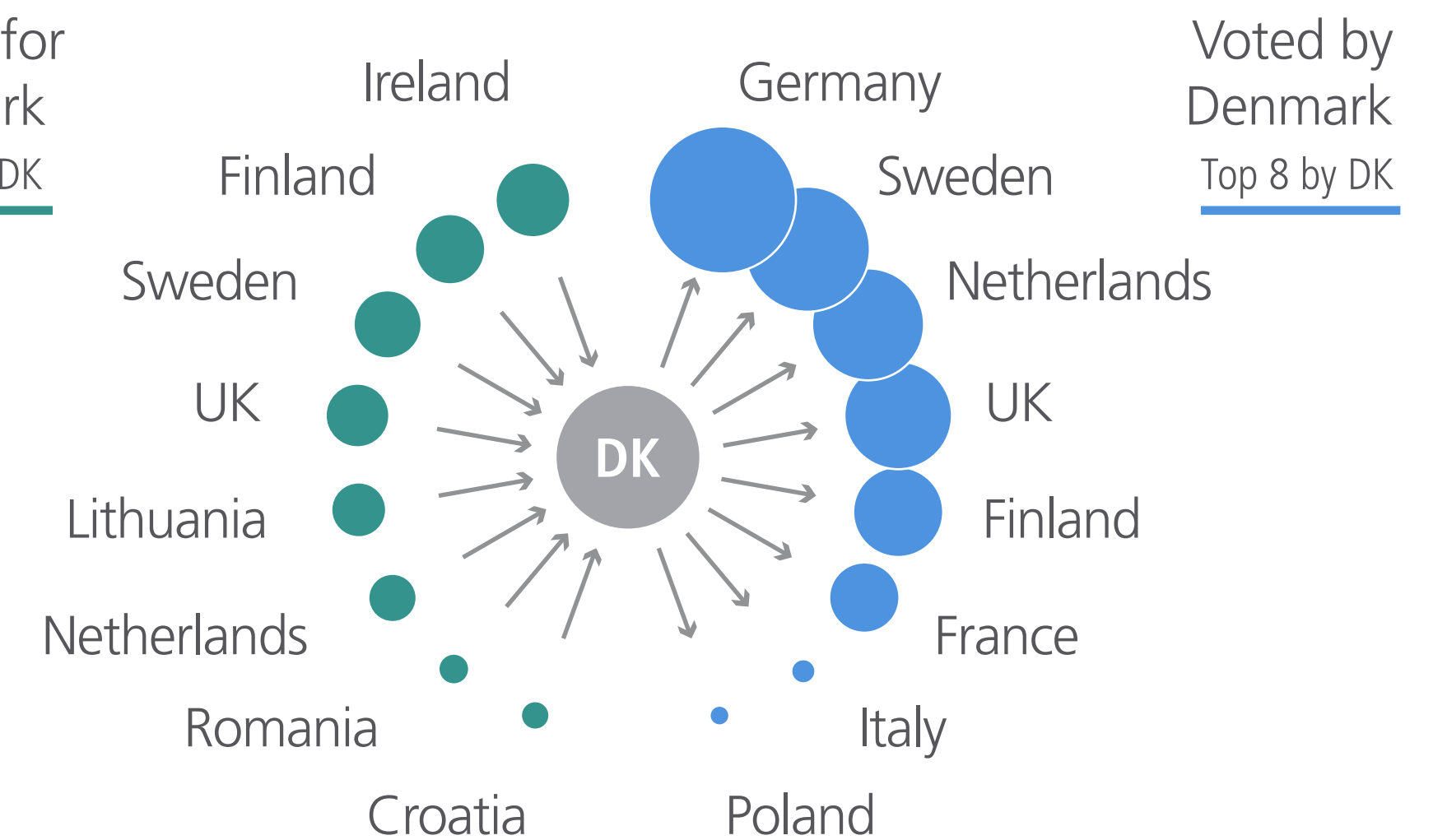
### Top 3 by DK

- Germany
- UK
- FR SE
- FR DE UK
- Poland
- Sweden
- Germany
- Netherlands
- FI SE
- Germany
- Sweden
- Netherlands

## Networks

Voting for Denmark

Top 8 for DK



Voted by Denmark

Top 8 by DK

# Findings Estonia

## Coalition Potential

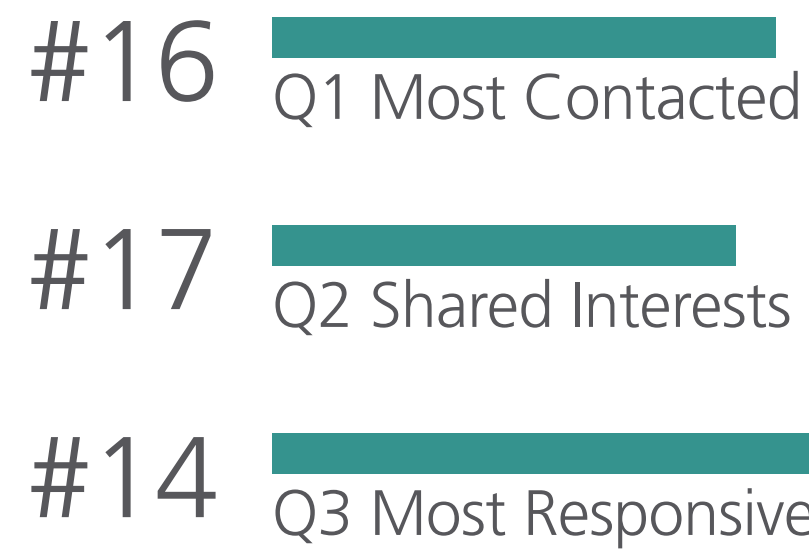
Ranks 1 to 14  
Ranks 15 to 28

## Country Findings

- AT Austria
- BE Belgium
- BG Bulgaria
- HR Croatia
- CY Cyprus
- CZ Czech Rep.
- DK Denmark
- EE Estonia**
- FI Finland
- FR France
- DE Germany
- EL Greece
- HU Hungary
- IE Ireland
- IT Italy
- LV Latvia
- LT Lithuania
- LU Luxembourg
- MT Malta
- NL Netherlands
- PL Poland
- PT Portugal
- RO Romania
- SK Slovakia
- SI Slovenia
- ES Spain
- SE Sweden
- UK UK

## Preferences

Estonia ranks overall #16 at Preferences



### Top 3 for EE

- Latvia
- Lithuania
- Finland
- Latvia
- Lithuania
- Finland
- Finland
- Latvia
- Lithuania

## Policies

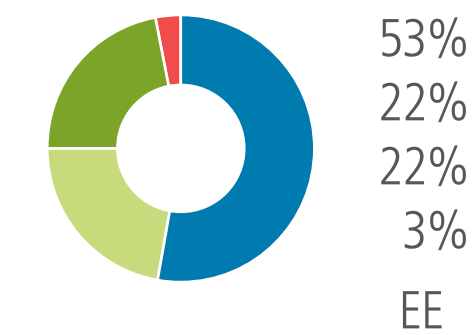
Estonia ranks #9 at 'More Europe'



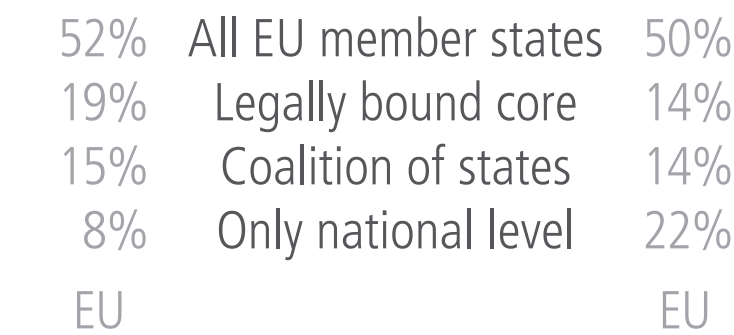
### Top 3 for EE

- Latvia
- Slovenia
- BG HR CZ FI

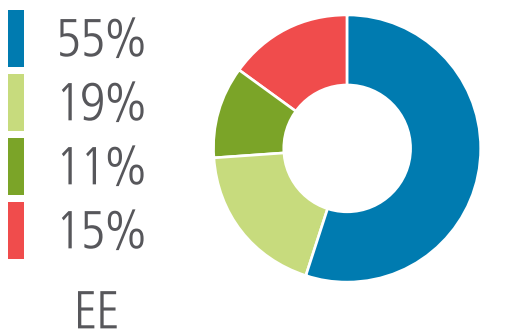
### Q16 Expert View



### Level of Decision-Making



### Q17 Public View



## Partners

Estonia ranks overall #12 at Partners



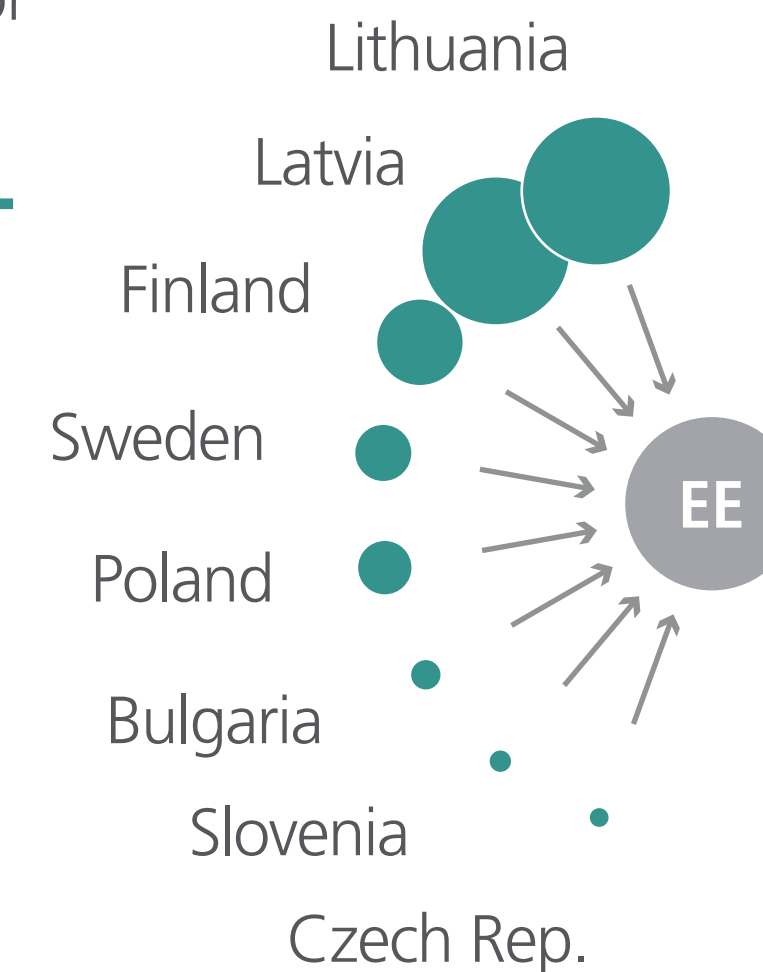
### Top 3 for EE

- Lithuania
- Latvia
- Poland
- Lithuania
- Latvia
- HR PL
- Lithuania
- Latvia
- Finland
- Lithuania
- Latvia
- Bulgaria

## Networks

Voting for Estonia

Top 8 for EE



# Findings Finland

## Coalition Potential

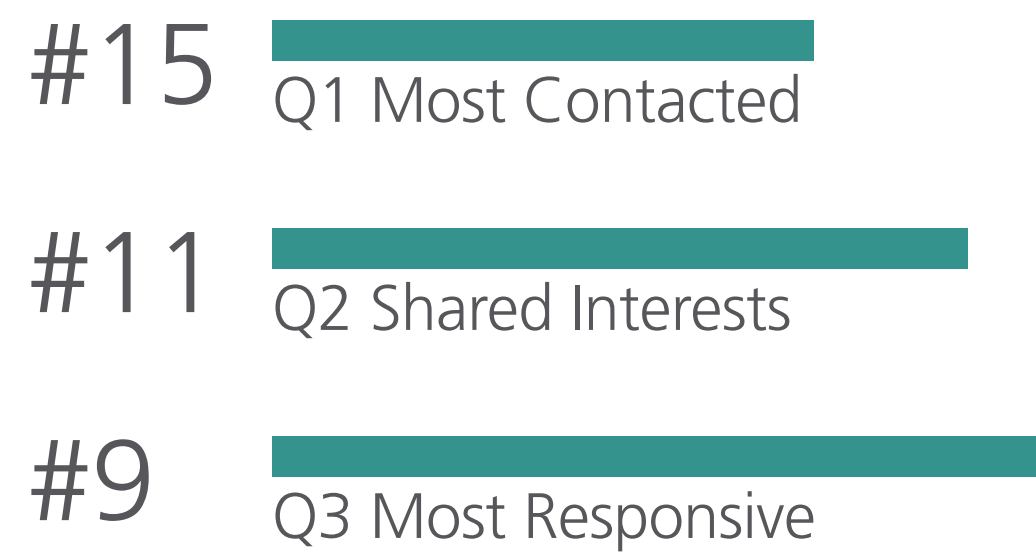
Ranks 1 to 14  
Ranks 15 to 28

## Country Findings

- AT Austria
- BE Belgium
- BG Bulgaria
- HR Croatia
- CY Cyprus
- CZ Czech Rep.
- DK Denmark
- EE Estonia
- FI Finland**
- FR France
- DE Germany
- EL Greece
- HU Hungary
- IE Ireland
- IT Italy
- LV Latvia
- LT Lithuania
- LU Luxembourg
- MT Malta
- NL Netherlands
- PL Poland
- PT Portugal
- RO Romania
- SK Slovakia
- SI Slovenia
- ES Spain
- SE Sweden
- UK UK

## Preferences

Finland ranks overall #11 at Preferences



### Top 3 for FI


- Estonia
- Sweden
- Denmark
- Estonia
- Sweden
- Latvia
- Estonia
- Denmark
- Sweden

### Top 3 by FI

- Sweden
- Germany
- UK
- Sweden
- Germany
- Netherlands
- Sweden
- Estonia
- Germany

## Policies

Finland ranks #14 at 'More Europe'



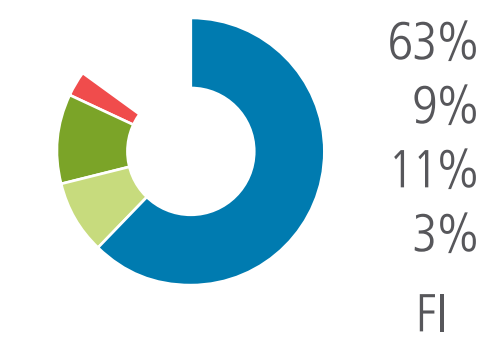
### Top 3 for FI

- EE FI SI SE
- AT EL SK
- BE FR DE LT PL

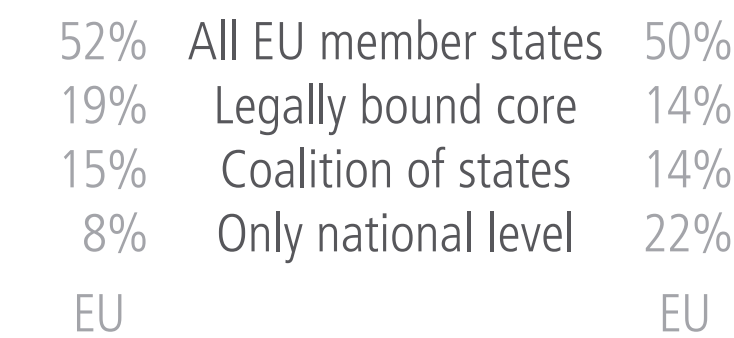
### Top 3 by FI

- BE FR
- DE IT
- Luxembourg

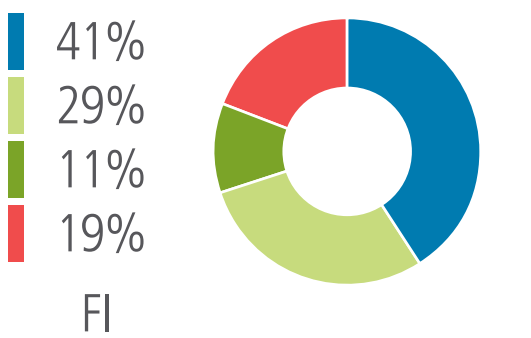
### Q16 Expert View



### Level of Decision-Making



### Q17 Public View



## Partners

Finland ranks overall #7 at Partners



### Top 3 for FI

- Latvia
- Ireland
- HR DK SE
- Austria
- Latvia
- IE SE
- Denmark
- IE SE
- Lithuania
- Sweden
- AT DK
- LV LT


### Top 3 by FI

- DE SE
- Netherlands
- DK FR
- Sweden
- Germany
- France
- Sweden
- Germany
- Denmark
- Germany
- Sweden
- Netherlands

## Networks

Voting for Finland

Top 8 for FI



# Findings France

## Coalition Potential


Ranks 1 to 14  
Ranks 15 to 28

## Country Findings

- AT Austria
- BE Belgium
- BG Bulgaria
- HR Croatia
- CY Cyprus
- CZ Czech Rep.
- DK Denmark
- EE Estonia
- FI Finland
- FR France**
- DE Germany
- EL Greece
- HU Hungary
- IE Ireland
- IT Italy
- LV Latvia
- LT Lithuania
- LU Luxembourg
- MT Malta
- NL Netherlands
- PL Poland
- PT Portugal
- RO Romania
- SK Slovakia
- SI Slovenia
- ES Spain
- SE Sweden
- UK UK

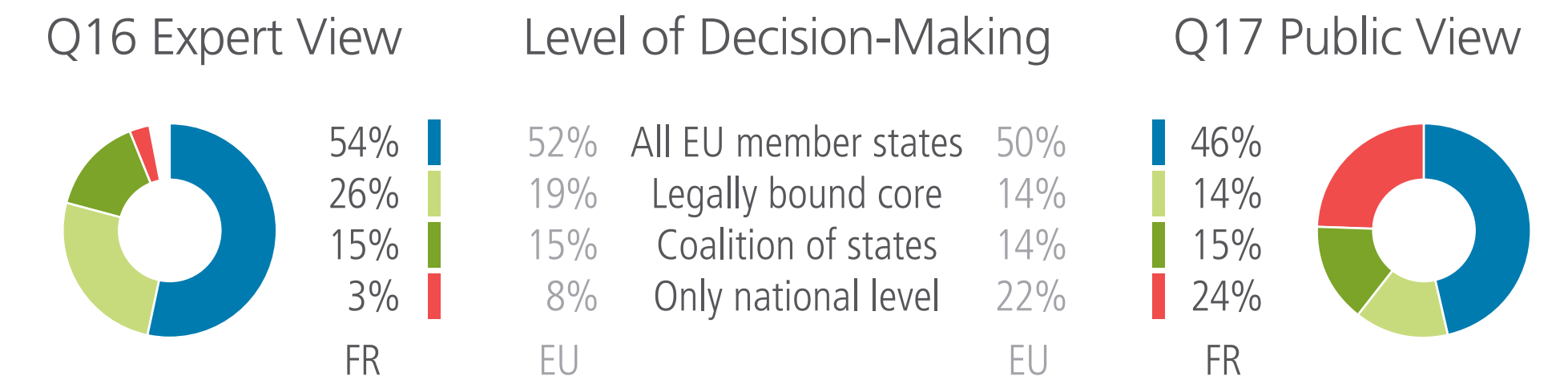
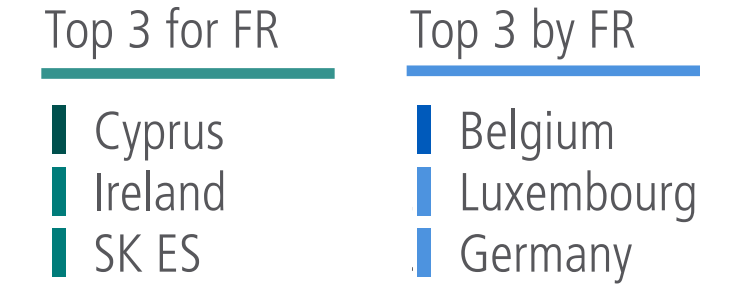
## Preferences

France ranks overall #4 at Preferences



## Policies

France ranks #3 at 'More Europe'



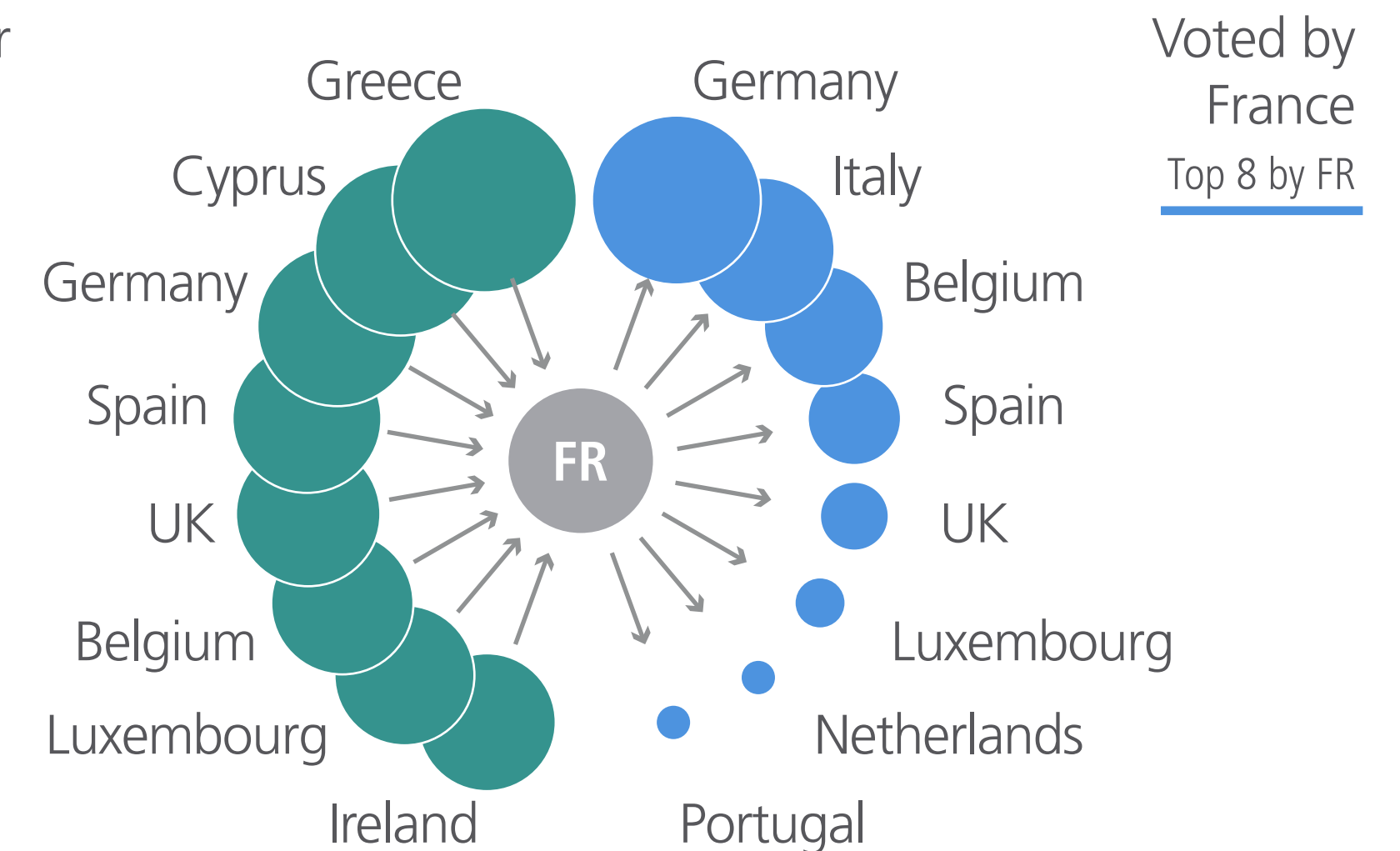
## Partners

France ranks overall #2 at Partners



## Networks

Voting for France  
Top 8 for FR



# Findings Germany

## Coalition Potential

Ranks 1 to 14  
Ranks 15 to 28

## Country Findings

- AT Austria
- BE Belgium
- BG Bulgaria
- HR Croatia
- CY Cyprus
- CZ Czech Rep.
- DK Denmark
- EE Estonia
- FI Finland
- FR France
- DE Germany**
- EL Greece
- HU Hungary
- IE Ireland
- IT Italy
- LV Latvia
- LT Lithuania
- LU Luxembourg
- MT Malta
- NL Netherlands
- PL Poland
- PT Portugal
- RO Romania
- SK Slovakia
- SI Slovenia
- ES Spain
- SE Sweden
- UK UK

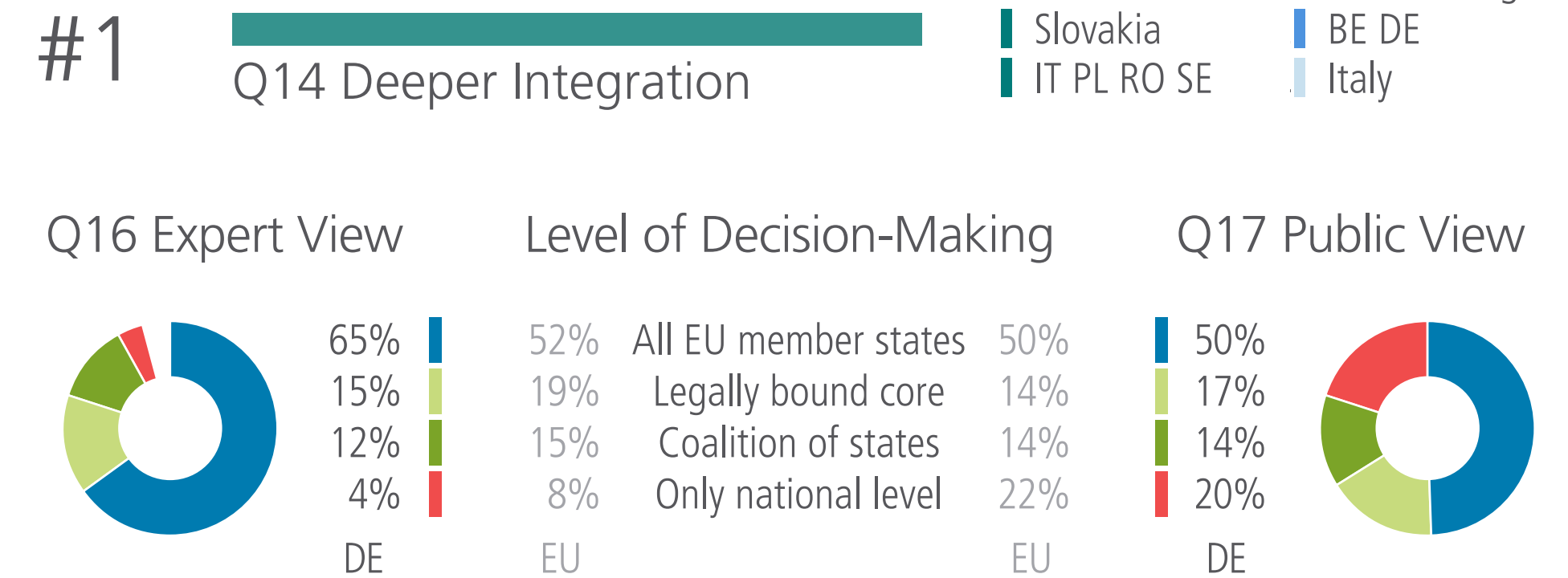
## Preferences

Germany ranks overall #1 at Preferences



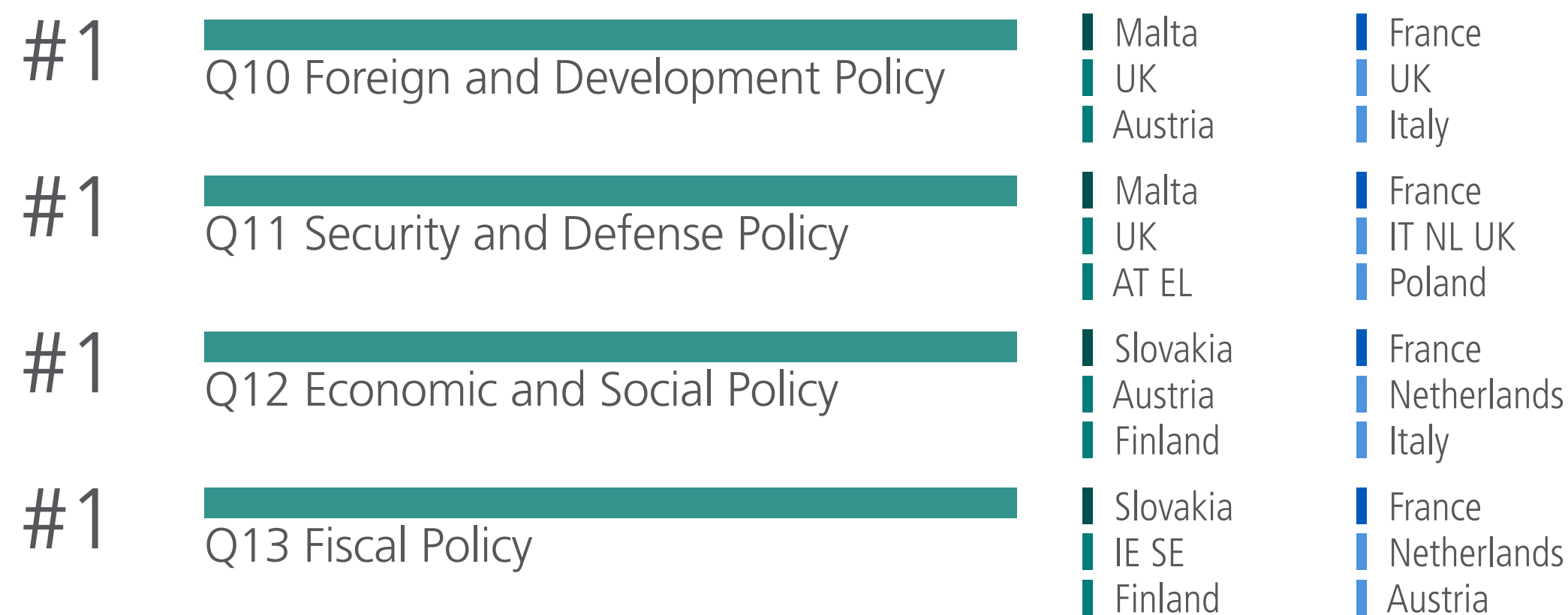
## Policies

Germany ranks #1 at 'More Europe'



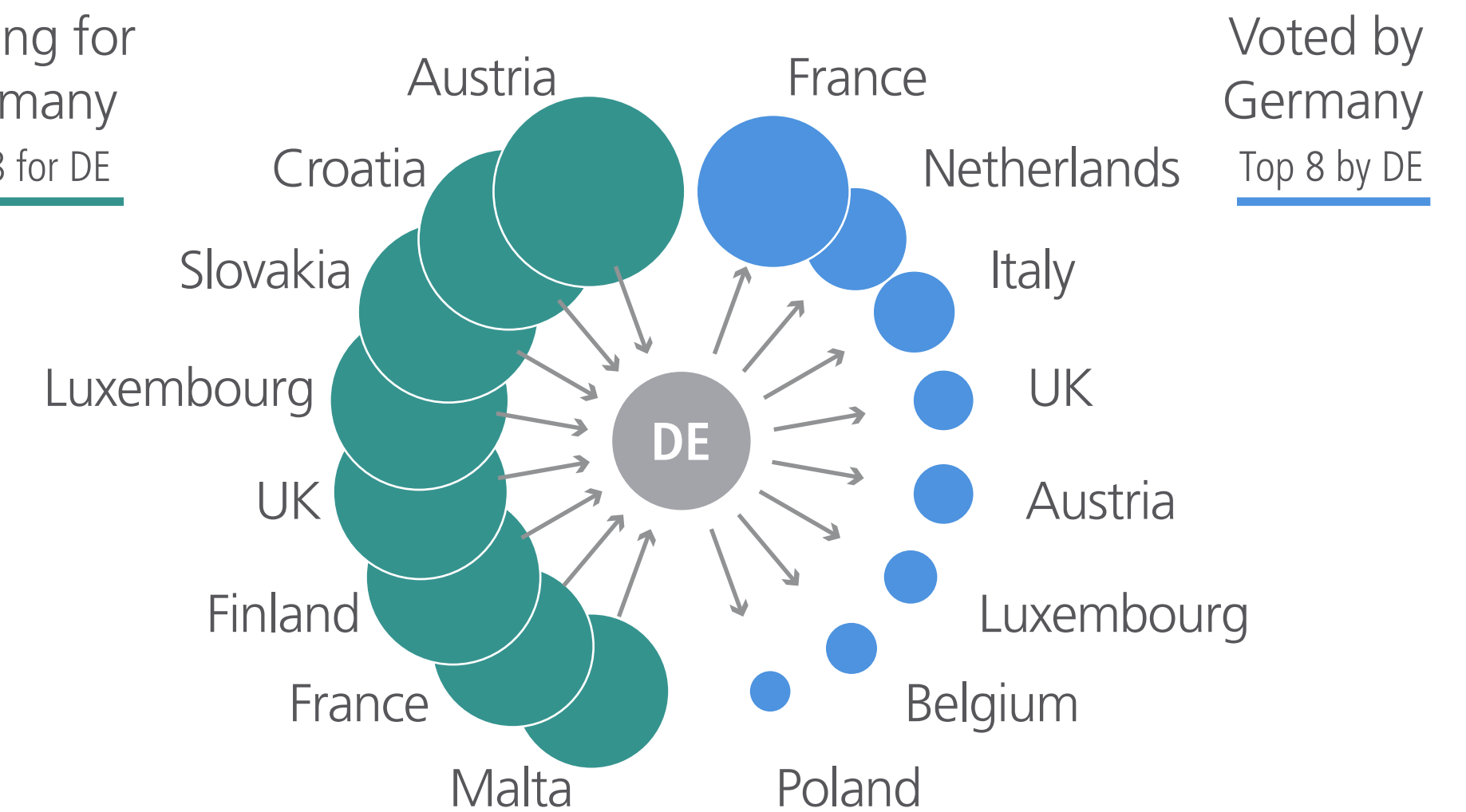
## Partners

Germany ranks overall #1 at Partners



## Networks

Voting for Germany  
Top 8 for DE



# Findings Greece

## Coalition Potential

Ranks 1 to 14  
Ranks 15 to 28

## Country Findings

- AT Austria
- BE Belgium
- BG Bulgaria
- HR Croatia
- CY Cyprus
- CZ Czech Rep.
- DK Denmark
- EE Estonia
- FI Finland
- FR France
- DE Germany
- EL Greece**
- HU Hungary
- IE Ireland
- IT Italy
- LV Latvia
- LT Lithuania
- LU Luxembourg
- MT Malta
- NL Netherlands
- PL Poland
- PT Portugal
- RO Romania
- SK Slovakia
- SI Slovenia
- ES Spain
- SE Sweden
- UK UK

## Preferences

Greece ranks overall #23 at Preferences

#22  Q1 Most Contacted

#21  Q2 Shared Interests

#24  Q3 Most Responsive

### Top 3 for EL

-  Cyprus
-  Bulgaria
-  Spain
-  Cyprus
-  Bulgaria
-  Italy
-  Cyprus
-  Bulgaria
-  Italy

## Policies

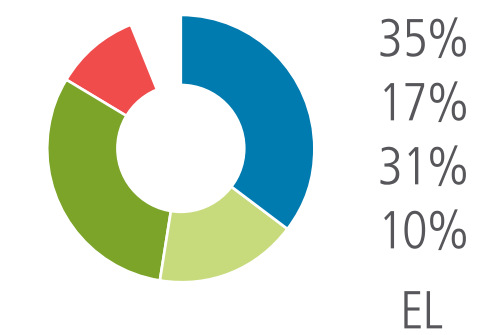
Greece ranks #17 at 'More Europe'

#17  Q14 Deeper Integration

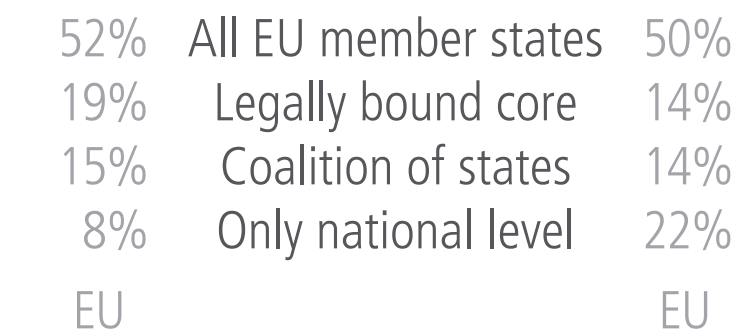
### Top 3 for EL

-  Luxembourg
-  Italy
-  FR DE ES

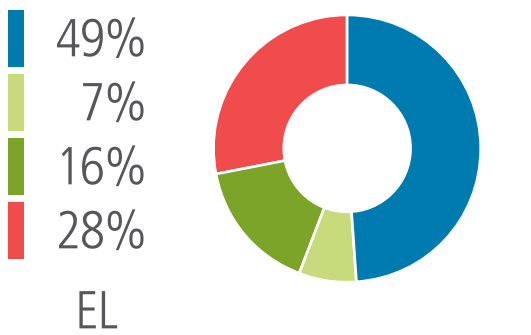
### Q16 Expert View



### Level of Decision-Making



### Q17 Public View



## Partners

Greece ranks overall #16 at Partners

#21  Q10 Foreign and Development Policy

#18  Q11 Security and Defense Policy

#16  Q12 Economic and Social Policy

#12  Q13 Fiscal Policy

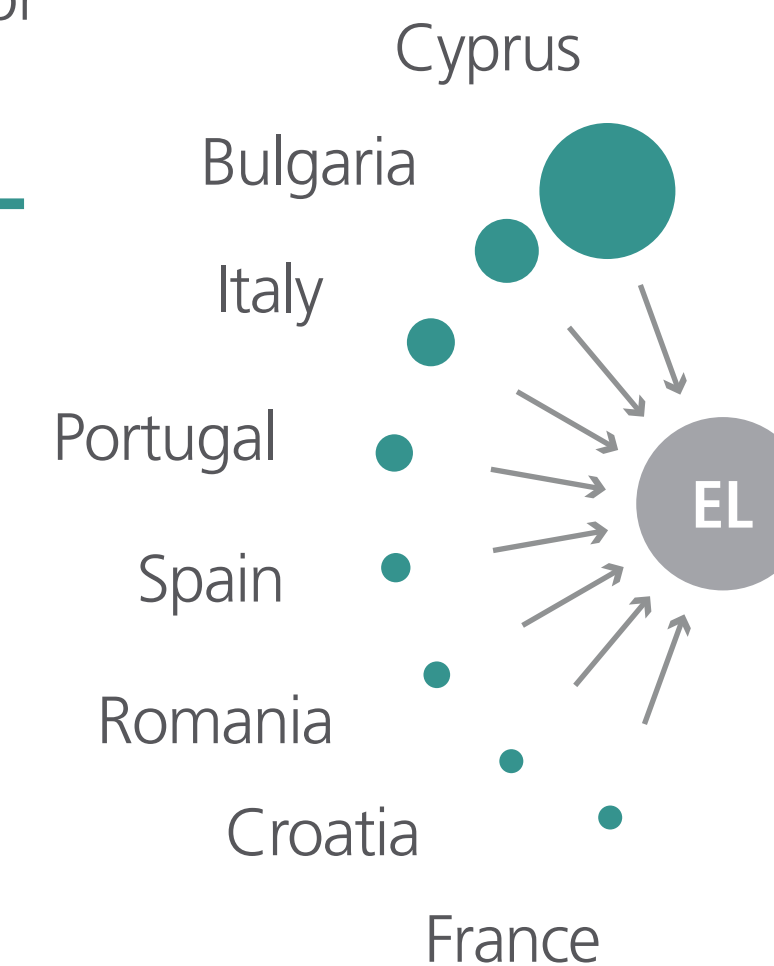
### Top 3 for EL

-  BG HR
-  Luxembourg
-  PT RO
-  Slovakia
-  BG LU
-  IT PT
-  HR FR
-  BE IT SI
-  BG NL PT
-  Ireland
-  HR RO SI
-  IT PT

## Networks

Voting for Greece

Top 8 for EL





# Findings Hungary

## Coalition Potential

Ranks 1 to 14  
Ranks 15 to 28

## Country Findings

- AT Austria
- BE Belgium
- BG Bulgaria
- HR Croatia
- CY Cyprus
- CZ Czech Rep.
- DK Denmark
- EE Estonia
- FI Finland
- FR France
- DE Germany
- EL Greece
- HU Hungary**
- IE Ireland
- IT Italy
- LV Latvia
- LT Lithuania
- LU Luxembourg
- MT Malta
- NL Netherlands
- PL Poland
- PT Portugal
- RO Romania
- SK Slovakia
- SI Slovenia
- ES Spain
- SE Sweden
- UK UK

## Preferences

Hungary ranks overall #17 at Preferences



### Top 3 for HU

- Slovakia
- Poland
- AT CZ
- Slovakia
- Czech Rep.
- Poland
- PL SK
- Bulgaria
- Austria

### Top 3 by HU

- Poland
- Slovakia
- Czech Rep.
- Poland
- Slovakia
- Czech Rep.
- Poland
- Slovakia
- Czech Rep.

## Policies

Hungary ranks #27 at 'More Europe'



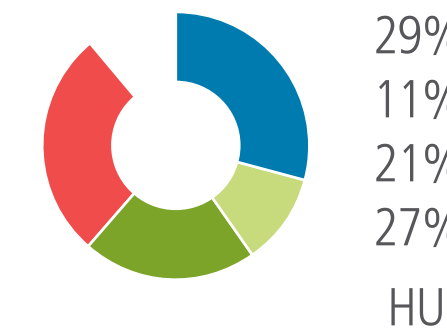
### Top 3 for HU

- Lithuania
- DK ES
- 

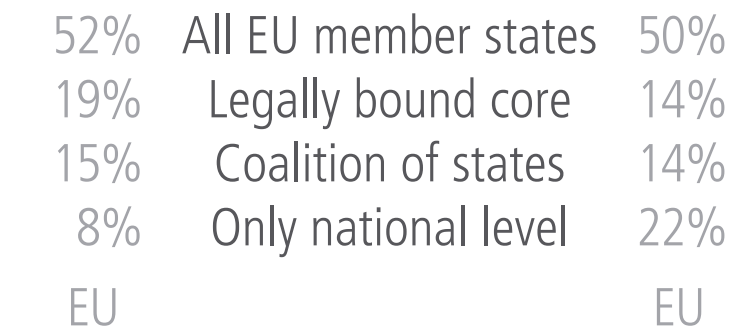
### Top 3 by HU

- Germany
- Belgium
- FR LU

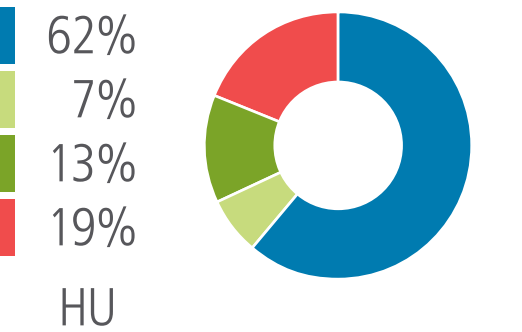
### Q16 Expert View



### Level of Decision-Making



### Q17 Public View



## Partners

Hungary ranks overall #22 at Partners



### Top 3 for HU

- Slovakia
- Poland
- Austria
- Slovakia
- Slovenia
- Austria
- Poland
- CZ SK
- Romania
- Poland
- AT BG CZ
- Belgium

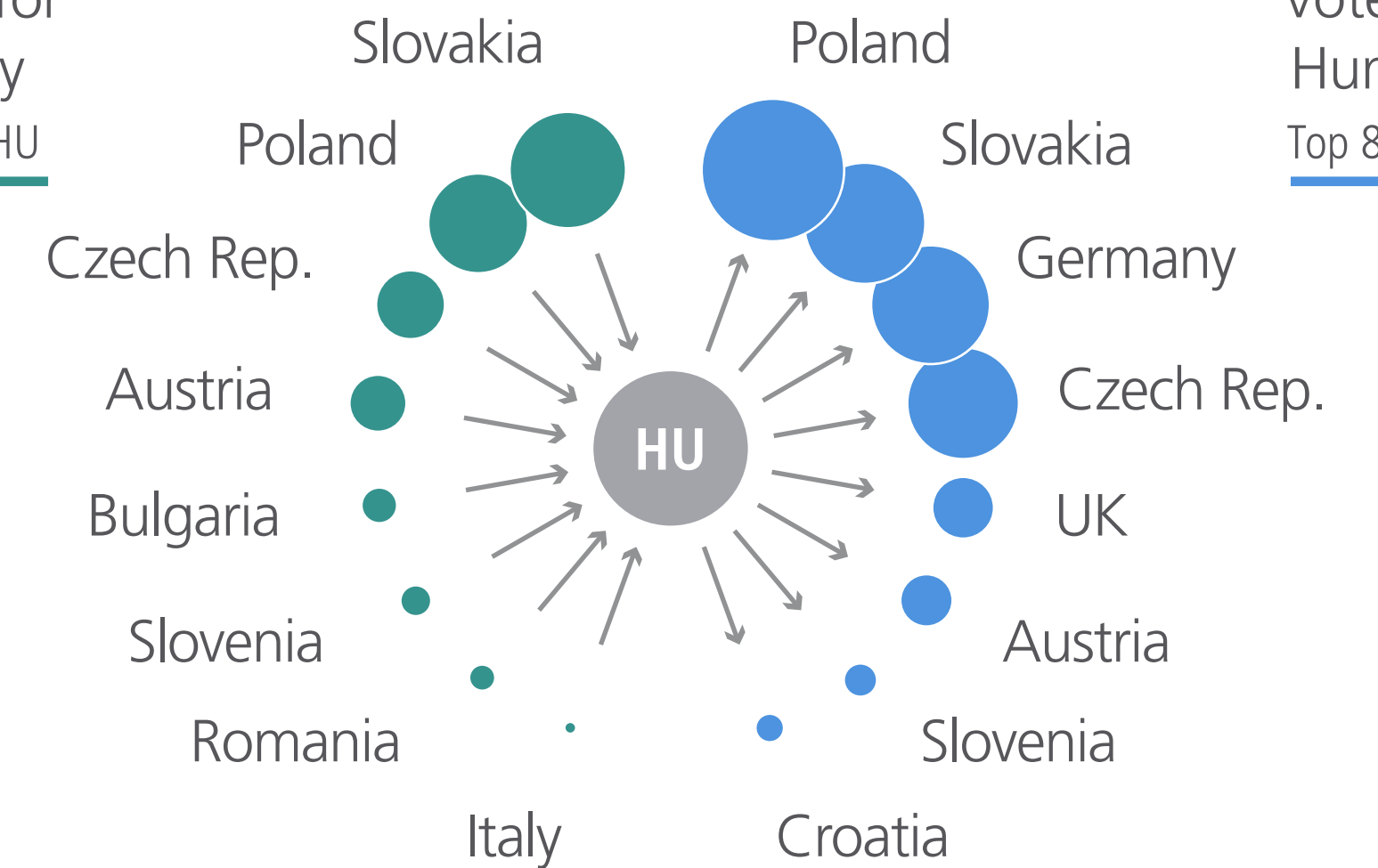
### Top 3 by HU

- Germany
- Poland
- Slovakia
- Poland
- CZ SK
- Germany
- Germany
- CZ PL
- Austria
- Germany
- Poland
- CZ SK

## Networks

Voting for Hungary

Top 8 for HU



Voted by Hungary

Top 8 by HU

# Findings Ireland

## Coalition Potential

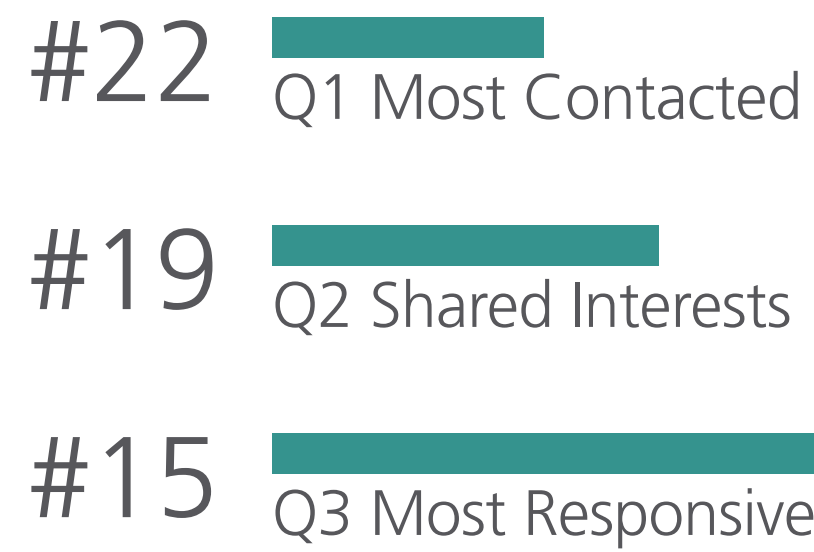
Ranks 1 to 14  
Ranks 15 to 28

## Country Findings

- AT Austria
- BE Belgium
- BG Bulgaria
- HR Croatia
- CY Cyprus
- CZ Czech Rep.
- DK Denmark
- EE Estonia
- FI Finland
- FR France
- DE Germany
- EL Greece
- HU Hungary
- IE Ireland**
- IT Italy
- LV Latvia
- LT Lithuania
- LU Luxembourg
- MT Malta
- NL Netherlands
- PL Poland
- PT Portugal
- RO Romania
- SK Slovakia
- SI Slovenia
- ES Spain
- SE Sweden
- UK UK

## Preferences

Ireland ranks overall #19 at Preferences



### Top 3 for IE

- UK
- Portugal
- Italy
- Malta
- Portugal
- UK
- Estonia
- UK
- PT SE

## Policies

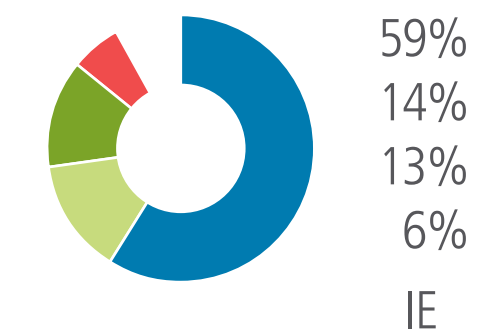
Ireland ranks #10 at 'More Europe'



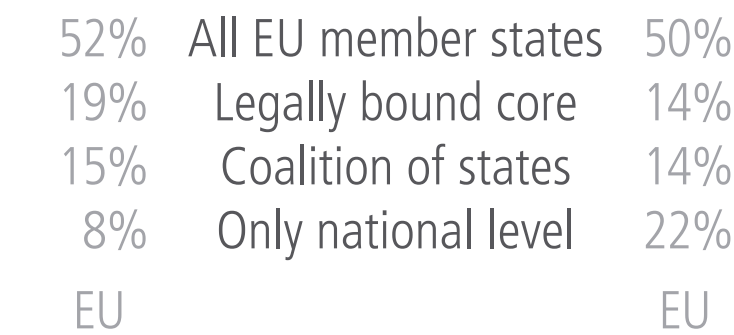
### Top 3 for IE

- Estonia
- EL MT
- LV LU

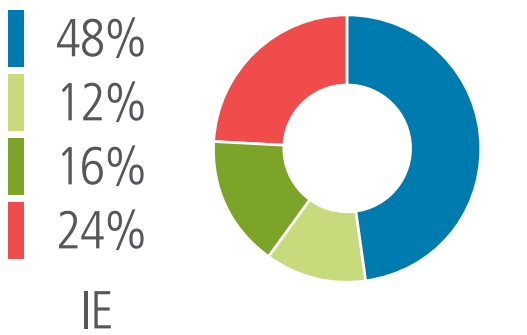
### Q16 Expert View



### Level of Decision-Making



### Q17 Public View



## Partners

Ireland ranks overall #19 at Partners



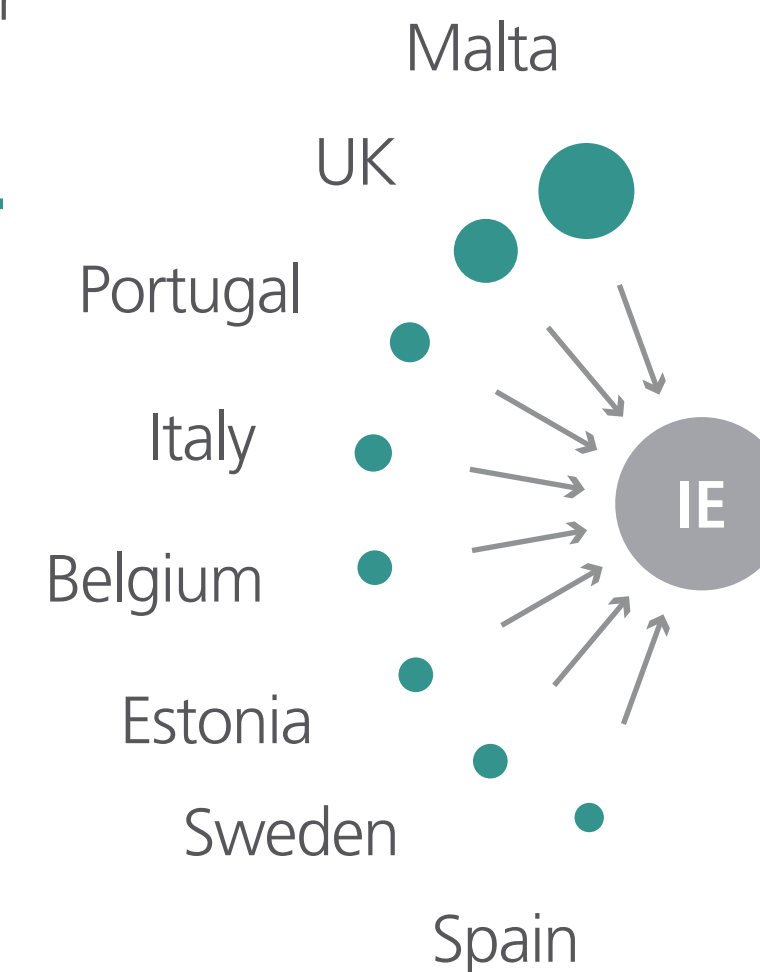
### Top 3 for IE

- Luxembourg
- Romania
- BE IT ES UK
- SE UK
- BE BG FI FR NL ES
- DK IT
- Malta
- UK
- Belgium
- Bulgaria
- Belgium
- HR IT UK

## Networks

Voting for Ireland

Top 8 for IE



# Findings Italy

## Coalition Potential

Ranks 1 to 14  
Ranks 15 to 28

## Country Findings

- AT Austria
- BE Belgium
- BG Bulgaria
- HR Croatia
- CY Cyprus
- CZ Czech Rep.
- DK Denmark
- EE Estonia
- FI Finland
- FR France
- DE Germany
- EL Greece
- HU Hungary
- IE Ireland
- IT Italy**
- LV Latvia
- LT Lithuania
- LU Luxembourg
- MT Malta
- NL Netherlands
- PL Poland
- PT Portugal
- RO Romania
- SK Slovakia
- SI Slovenia
- ES Spain
- SE Sweden
- UK UK

## Preferences

Italy ranks overall #6 at Preferences



### Top 3 for IT

- France
- Malta
- Greece
- Malta
- Spain
- France
- Spain
- FR MT
- Greece

### Top 3 by IT

- Germany
- France
- UK
- Spain
- Germany
- France
- France
- Germany
- Spain

## Policies

Italy ranks #5 at 'More Europe'



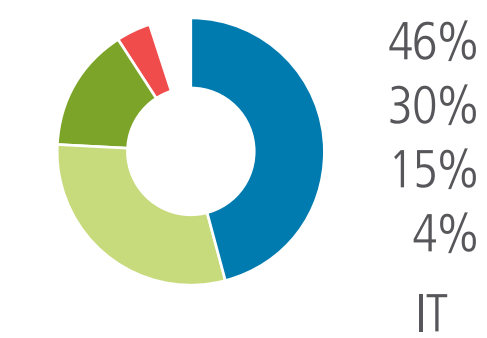
### Top 3 for IT

- FI ES UK
- DK EE FR
- BE EL IT MT

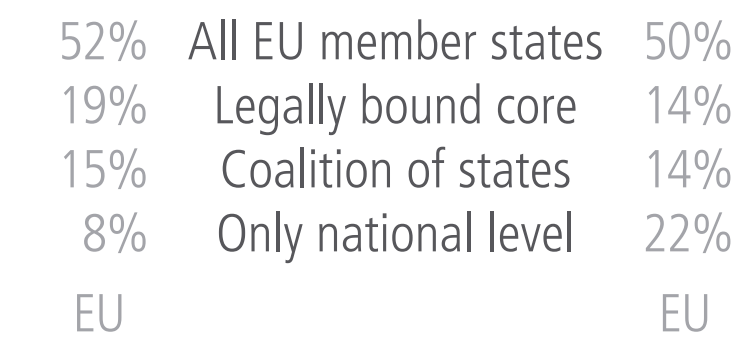
### Top 3 by IT

- Germany
- Belgium
- Italy

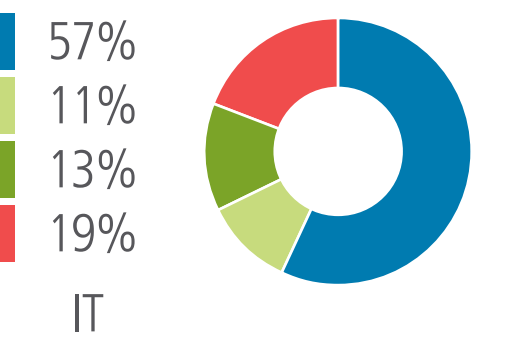
### Q16 Expert View



### Level of Decision-Making



### Q17 Public View



## Partners

Italy ranks overall #4 at Partners



### Top 3 for IT

- Malta
- Austria
- EE SI
- Malta
- France
- Slovenia
- France
- Croatia
- Germany
- France
- Luxembourg
- Germany

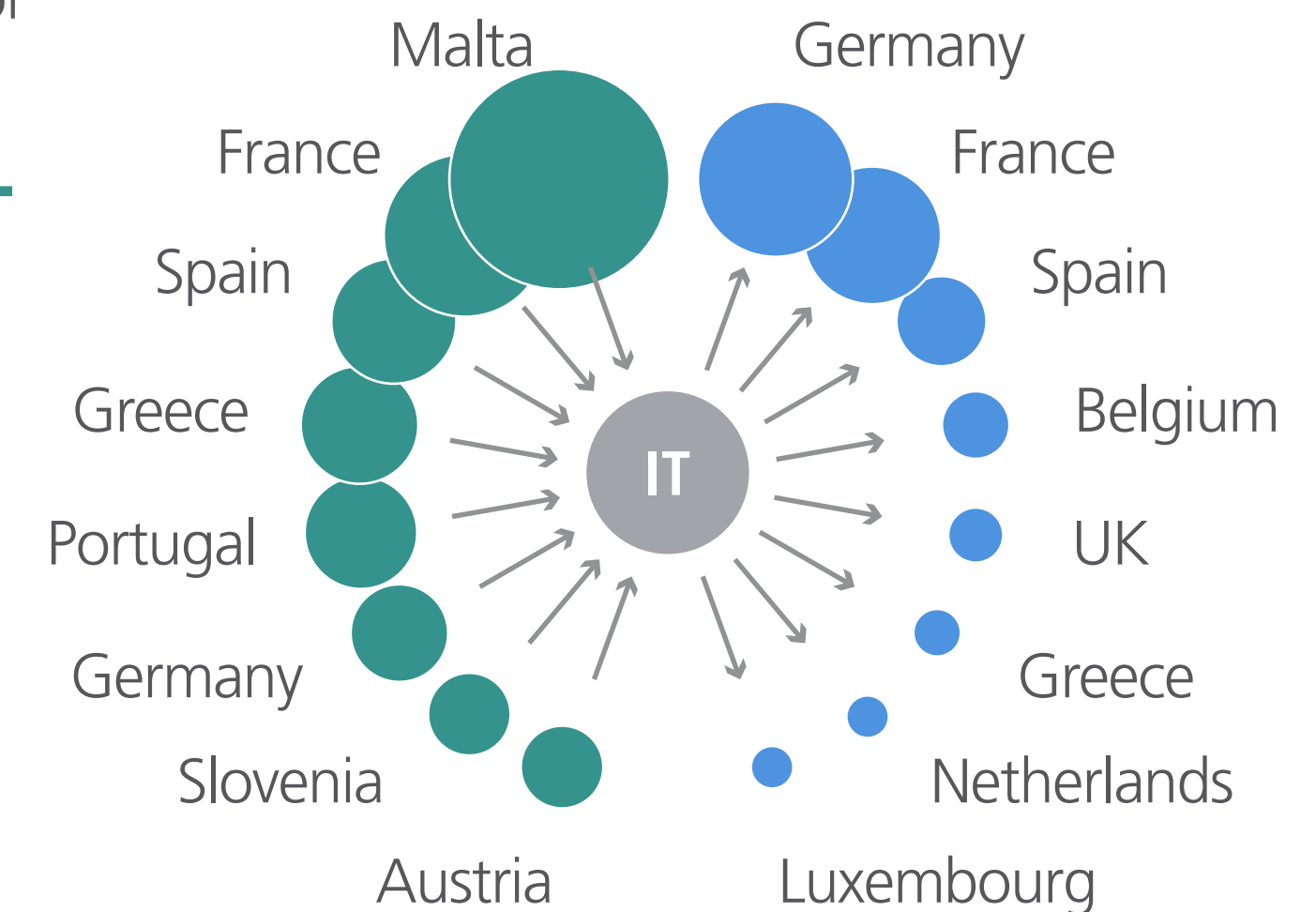
### Top 3 by IT

- Germany
- France
- UK
- FR DE
- UK
- Austria
- FR DE
- NL ES
- BE EL UK
- FR DE
- IE LU UK
- BE EL NL ES

## Networks

Voting for Italy

Top 8 for IT



Voted by Italy

Top 8 by IT

# Findings Latvia

## Coalition Potential




Ranks 1 to 14  
Ranks 15 to 28

## Country Findings

- AT Austria
- BE Belgium
- BG Bulgaria
- HR Croatia
- CY Cyprus
- CZ Czech Rep.
- DK Denmark
- EE Estonia
- FI Finland
- FR France
- DE Germany
- EL Greece
- HU Hungary
- IE Ireland
- IT Italy
- LV Latvia**
- LT Lithuania
- LU Luxembourg
- MT Malta
- NL Netherlands
- PL Poland
- PT Portugal
- RO Romania
- SK Slovakia
- SI Slovenia
- ES Spain
- SE Sweden
- UK UK

## Preferences

Latvia ranks overall #22 at Preferences

- #21  Q1 Most Contacted
- #23  Q2 Shared Interests
- #20  Q3 Most Responsive

### Top 3 for LV

-  Estonia
-  Lithuania
-  RO SE
-  Lithuania
-  Estonia
-  Sweden
-  Estonia
-  Lithuania
-  Slovenia

## Partners

Latvia ranks overall #18 at Partners

- #22  Q10 Foreign and Development Policy
- #12  Q11 Security and Defense Policy
- #19  Q12 Economic and Social Policy
- #19  Q13 Fiscal Policy

### Top 3 for LV

-  Lithuania
-  Poland
-  Sweden
-  Lithuania
-  Estonia
-  HR PL RO
-  EE LT
-  Poland
-  Romania
-  Lithuania
-  Bulgaria
-  DE HU

## Policies

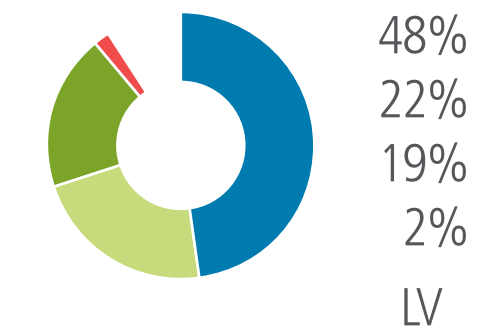
Latvia ranks #11 at 'More Europe'

- #11  Q14 Deeper Integration

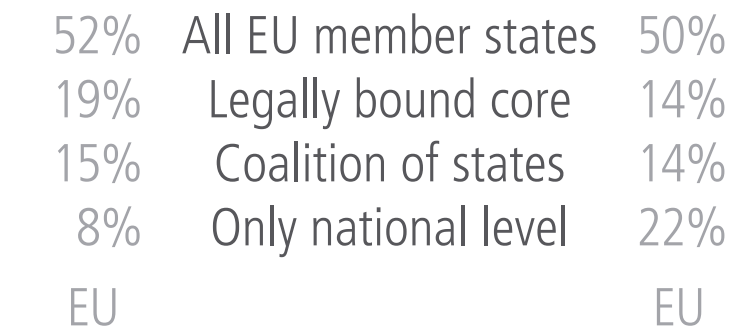
### Top 3 for LV

-  Latvia
-  Estonia
-  BG CZ EL

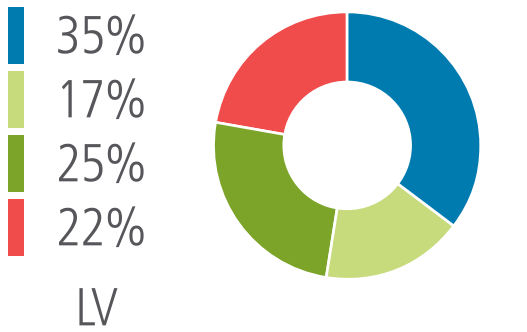
### Q16 Expert View



### Level of Decision-Making

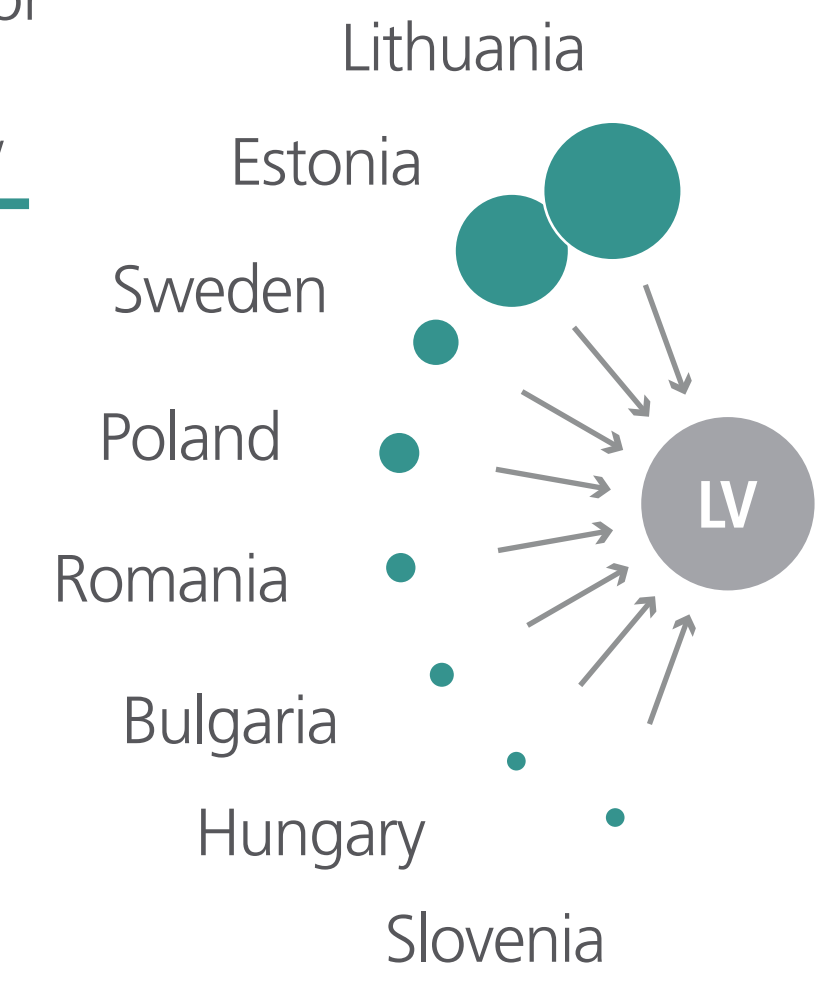


### Q17 Public View



## Networks

Voting for Latvia  
Top 8 for LV



# Findings Lithuania

## Coalition Potential

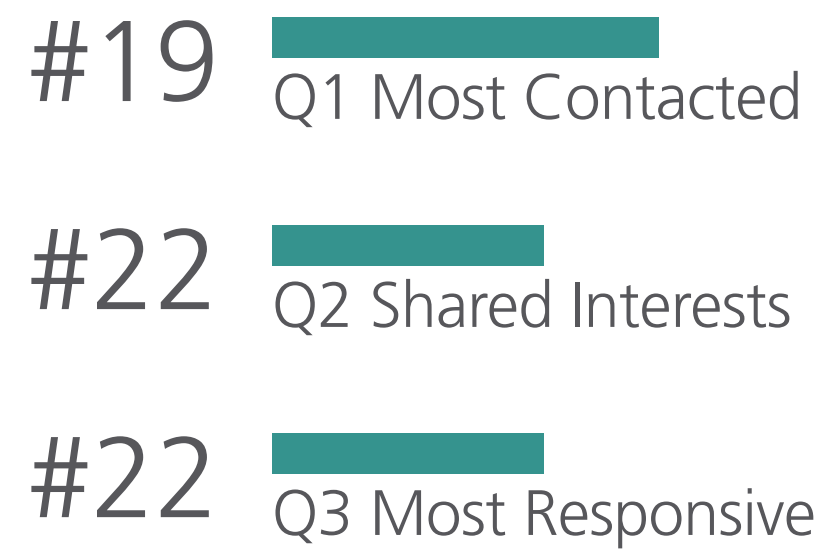
Ranks 1 to 14  
Ranks 15 to 28

## Country Findings

- AT Austria
- BE Belgium
- BG Bulgaria
- HR Croatia
- CY Cyprus
- CZ Czech Rep.
- DK Denmark
- EE Estonia
- FI Finland
- FR France
- DE Germany
- EL Greece
- HU Hungary
- IE Ireland
- IT Italy
- LV Latvia
- LT Lithuania**
- LU Luxembourg
- MT Malta
- NL Netherlands
- PL Poland
- PT Portugal
- RO Romania
- SK Slovakia
- SI Slovenia
- ES Spain
- SE Sweden
- UK UK

## Preferences

Lithuania ranks overall #21 at Preferences




### Top 3 for LT

- Latvia
- Estonia
- Poland
- Latvia
- Poland
- Sweden
- Latvia
- Sweden
- Slovenia

## Policies

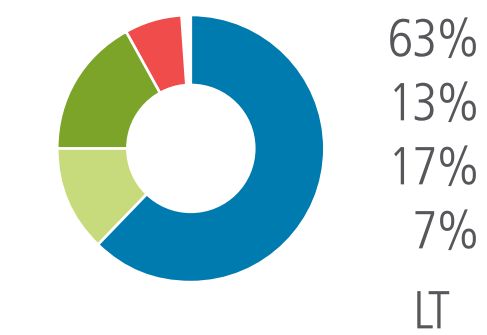
Lithuania ranks #11 at 'More Europe'



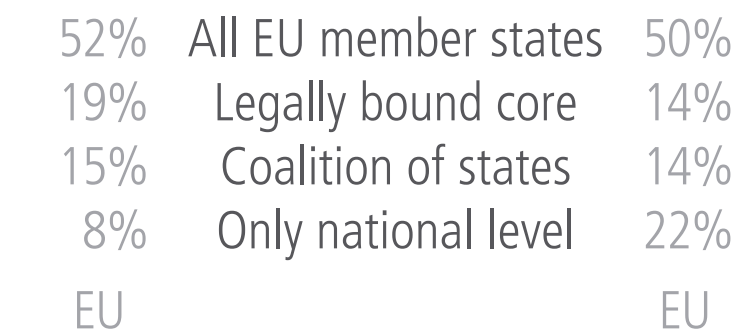
### Top 3 for LT

- Latvia
- Estonia
- CZ EL

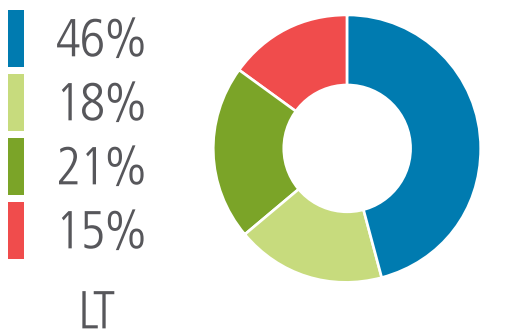
### Q16 Expert View



### Level of Decision-Making



### Q17 Public View



## Partners

Lithuania ranks overall #20 at Partners



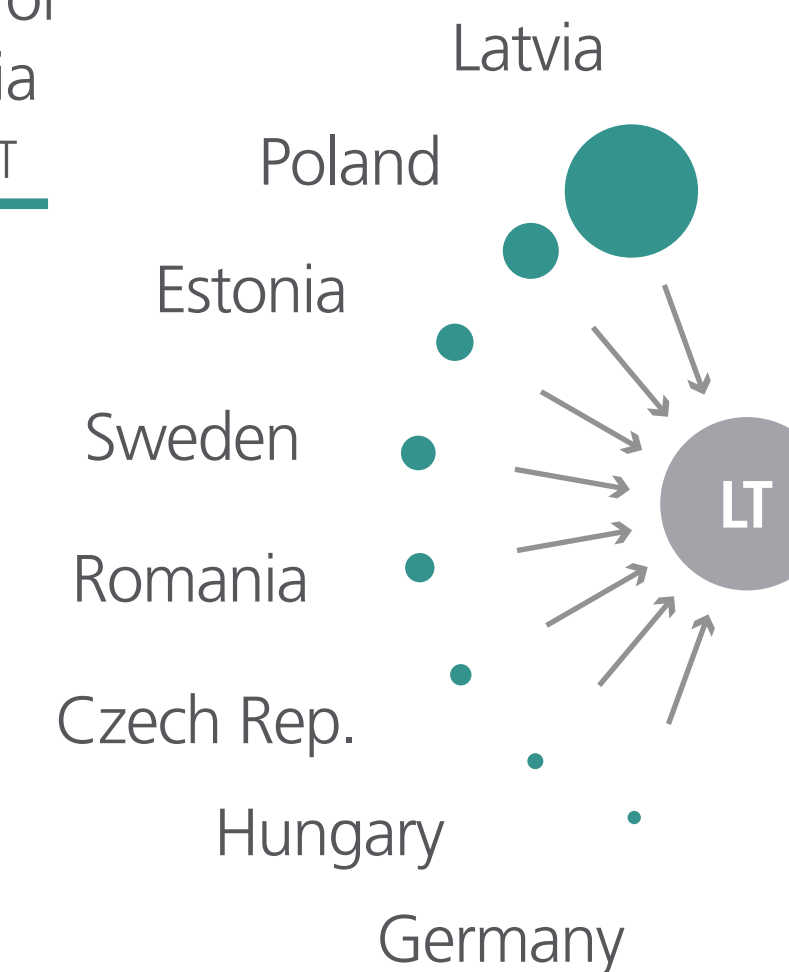
### Top 3 for LT

- Latvia
- Poland
- Sweden
- Latvia
- HR RO
- DK PL SE
- Estonia
- Latvia
- Poland
- Latvia
- Hungary
- DE IT PL ES

## Networks

Voting for Lithuania

Top 8 for LT



# Findings Luxembourg

## Coalition Potential

Ranks 1 to 14  
Ranks 15 to 28

## Country Findings

- AT Austria
- BE Belgium
- BG Bulgaria
- HR Croatia
- CY Cyprus
- CZ Czech Rep.
- DK Denmark
- EE Estonia
- FI Finland
- FR France
- DE Germany
- EL Greece
- HU Hungary
- IE Ireland
- IT Italy
- LV Latvia
- LT Lithuania
- LU Luxembourg**
- MT Malta
- NL Netherlands
- PL Poland
- PT Portugal
- RO Romania
- SK Slovakia
- SI Slovenia
- ES Spain
- SE Sweden
- UK UK

## Preferences

Luxembourg ranks overall #12 at Preferences



### Top 3 for LU

- Belgium
- IE NL
- Austria
- Belgium
- Germany
- France
- Cyprus
- Belgium
- AT MT

## Policies

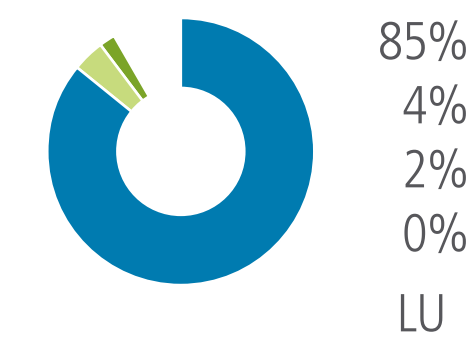
Luxembourg ranks #4 at 'More Europe'



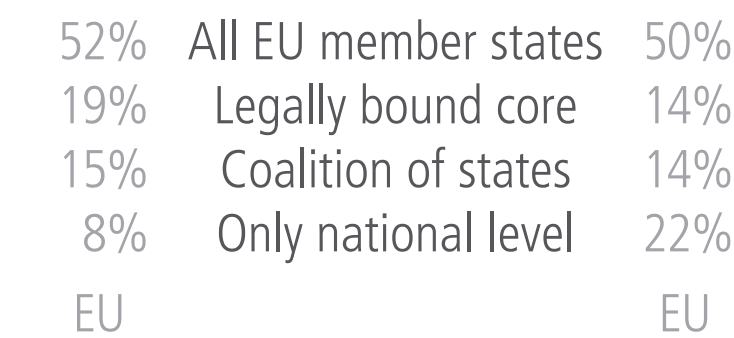
### Top 3 for LU

- UK
- Slovakia
- Croatia

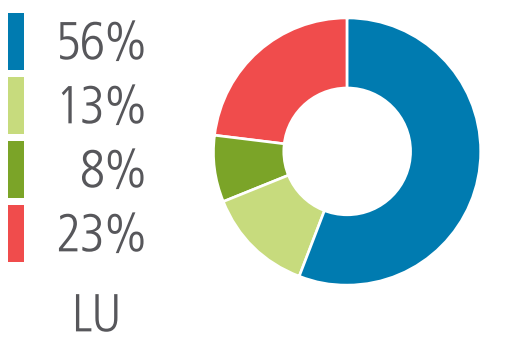
### Q16 Expert View



### Level of Decision-Making



### Q17 Public View



## Partners

Luxembourg ranks overall #14 at Partners



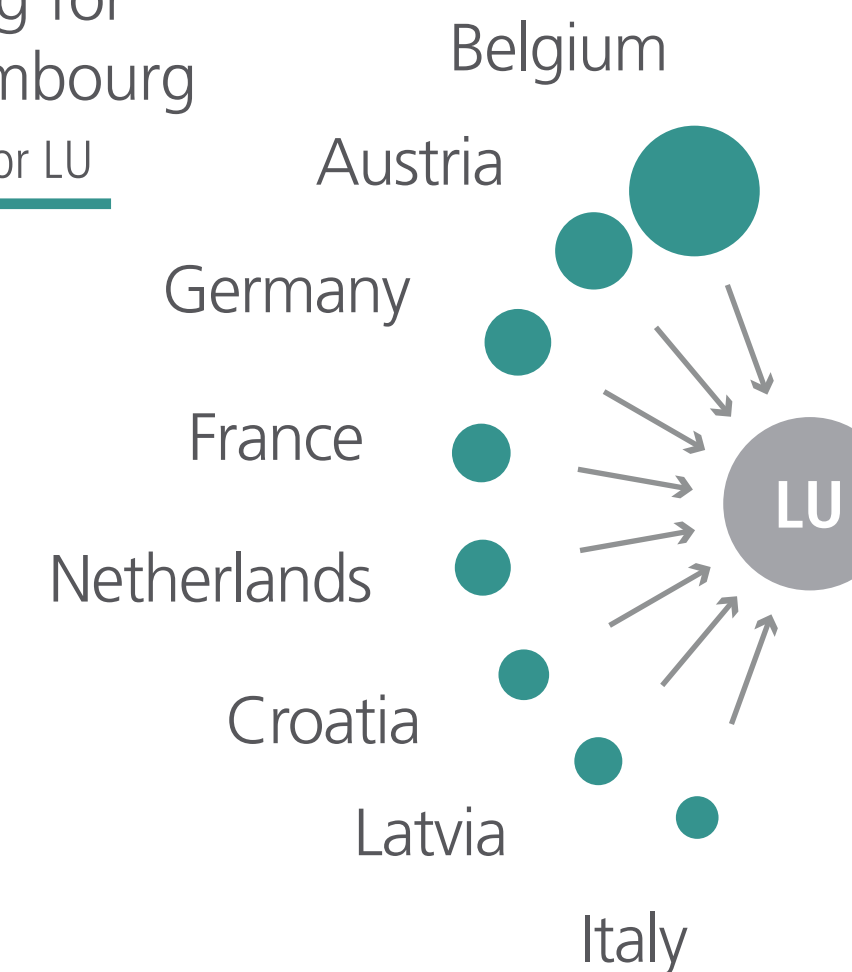
### Top 3 for LU

- Croatia
- BE DE LV
- AT IT RO
- BE HR
- Latvia
- Austria
- AT BE
- Latvia
- Croatia
- Slovakia
- Estonia
- Belgium

## Networks

Voting for Luxembourg

### Top 8 for LU



# Findings Malta

## Coalition Potential

Ranks 1 to 14  
Ranks 15 to 28

## Country Findings

- AT Austria
- BE Belgium
- BG Bulgaria
- HR Croatia
- CY Cyprus
- CZ Czech Rep.
- DK Denmark
- EE Estonia
- FI Finland
- FR France
- DE Germany
- EL Greece
- HU Hungary
- IE Ireland
- IT Italy
- LV Latvia
- LT Lithuania
- LU Luxembourg
- MT Malta**
- NL Netherlands
- PL Poland
- PT Portugal
- RO Romania
- SK Slovakia
- SI Slovenia
- ES Spain
- SE Sweden
- UK UK

## Preferences

Malta ranks overall #28 at Preferences

#28 Q1 Most Contacted

#28 Q2 Shared Interests

#25 Q3 Most Responsive

### Top 3 for MT

- Romania
- Italy
- 
- Ireland
- UK
- Bulgaria
- UK
- Ireland
- Italy

## Policies

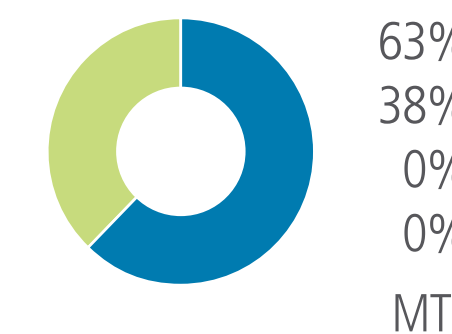
Malta ranks #20 at 'More Europe'

#20 Q14 Deeper Integration

### Top 3 for MT

- Malta
- Luxembourg
- Greece

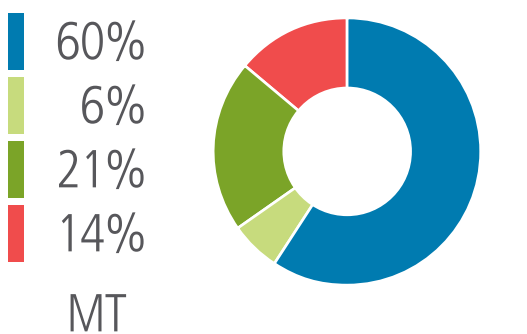
### Q16 Expert View



### Level of Decision-Making

52%	All EU member states	50%		60%
19%	Legally bound core	14%		6%
15%	Coalition of states	14%		21%
8%	Only national level	22%		14%

### Q17 Public View



## Partners

Malta ranks overall #27 at Partners

#26 Q10 Foreign and Development Policy

#28 Q11 Security and Defense Policy

#27 Q12 Economic and Social Policy

#25 Q13 Fiscal Policy

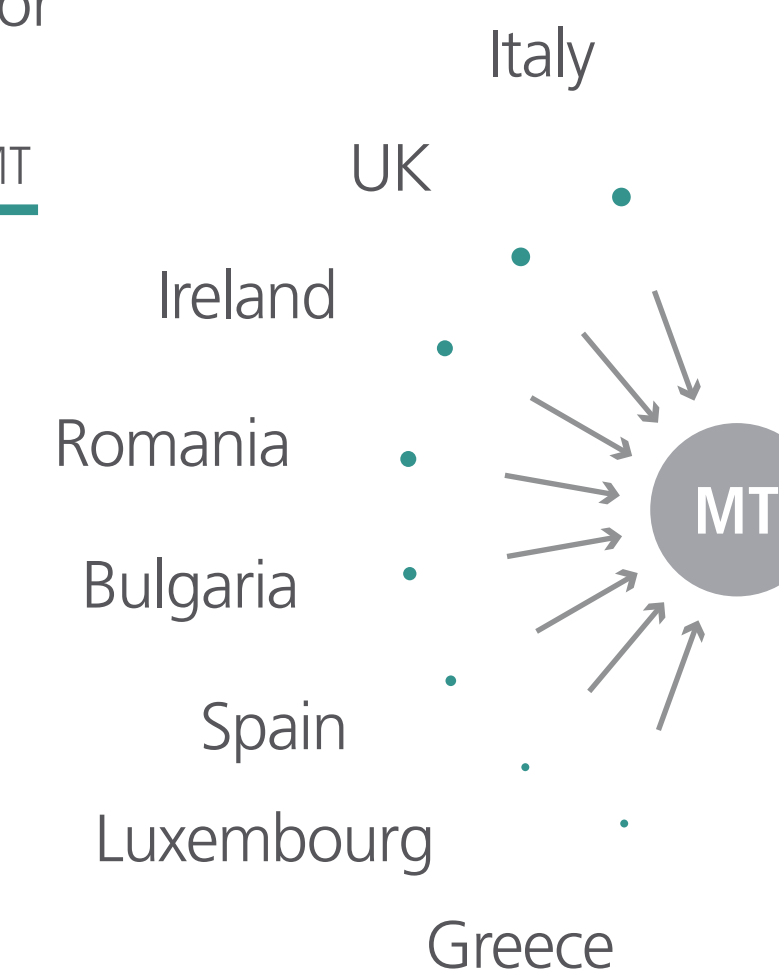
### Top 3 for MT

- Romania
- BE BG DK IT ES SE
- HU NL
- BG NL ES
- DK HU IT PT
- 
- Romania
- Spain
- BG HU IT
- Spain
- BE FR IT
- DE NL

## Networks

Voting for Malta

Top 8 for MT



# Findings Netherlands

## Coalition Potential

Ranks 1 to 14  
Ranks 15 to 28

## Country Findings

- AT Austria
- BE Belgium
- BG Bulgaria
- HR Croatia
- CY Cyprus
- CZ Czech Rep.
- DK Denmark
- EE Estonia
- FI Finland
- FR France
- DE Germany
- EL Greece
- HU Hungary
- IE Ireland
- IT Italy
- LV Latvia
- LT Lithuania
- LU Luxembourg
- MT Malta
- NL Netherlands**
- PL Poland
- PT Portugal
- RO Romania
- SK Slovakia
- SI Slovenia
- ES Spain
- SE Sweden
- UK UK

## Preferences


The Netherlands ranks overall #3 at Preferences



Top 3 for NL	Top 3 by NL
Luxembourg Belgium UK	Germany UK France
Ireland UK Denmark	Germany DK SE BE UK
IE UK Denmark Germany	Germany BE DK UK

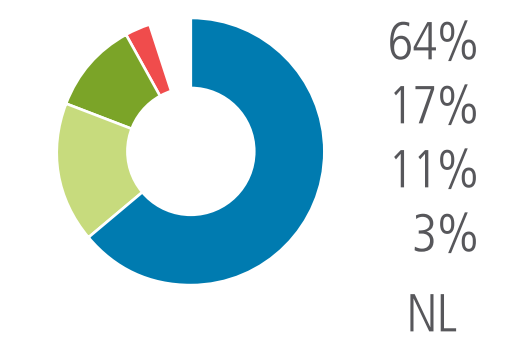
## Policies

The Netherlands ranks #8 at 'More Europe'



Top 3 for NL	Top 3 by NL
Hungary Poland BE CZ EE FI RO	Belgium Germany FR LU

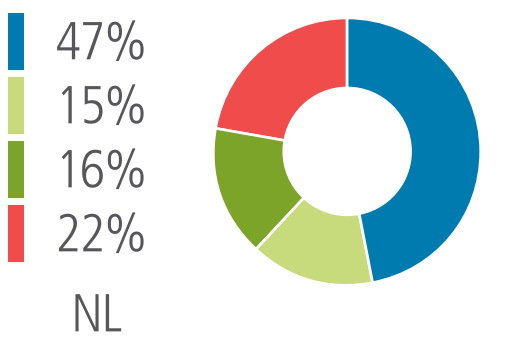
### Q16 Expert View



### Level of Decision-Making

52%	All EU member states
19%	Legally bound core
15%	Coalition of states
8%	Only national level
EU	

### Q17 Public View



## Partners

The Netherlands ranks overall #4 at Partners

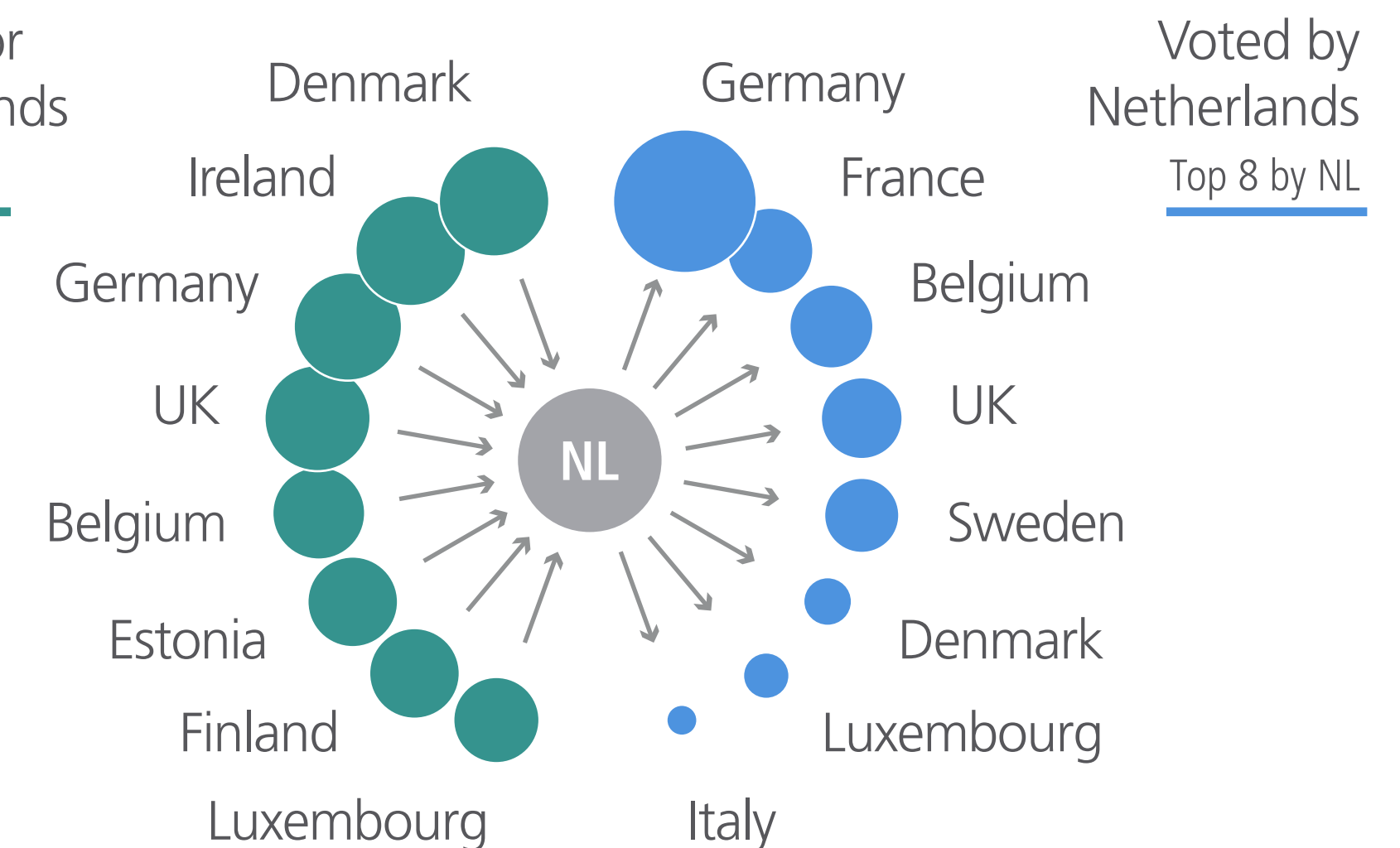


Top 3 for NL	Top 3 by NL
Estonia FI IE Germany	Germany France UK
Germany Belgium EE EL	Germany France UK
EE LU Austria UK	Germany FR SE BE IT
Malta Estonia Luxembourg	Germany AT FI SE FR UK

## Networks

Voting for Netherlands

Top 8 for NL



Voted by Netherlands

Top 8 by NL



# Findings Poland

## Coalition Potential

Ranks 1 to 14  
Ranks 15 to 28

## Country Findings

- AT Austria
- BE Belgium
- BG Bulgaria
- HR Croatia
- CY Cyprus
- CZ Czech Rep.
- DK Denmark
- EE Estonia
- FI Finland
- FR France
- DE Germany
- EL Greece
- HU Hungary
- IE Ireland
- IT Italy
- LV Latvia
- LT Lithuania
- LU Luxembourg
- MT Malta
- NL Netherlands
- PL Poland**
- PT Portugal
- RO Romania
- SK Slovakia
- SI Slovenia
- ES Spain
- SE Sweden
- UK UK

## Preferences

Poland ranks overall #7 at Preferences



### Top 3 for PL

- Hungary
- Slovakia
- Czech Rep.
- Hungary
- Lithuania
- Czech Rep.
- Hungary
- Romania
- CZ SK

### Top 3 by PL

- Hungary
- Germany
- Czech Rep.
- Hungary
- Lithuania
- EE RO
- Romania
- Sweden
- Hungary

## Policies

Poland ranks #24 at 'More Europe'



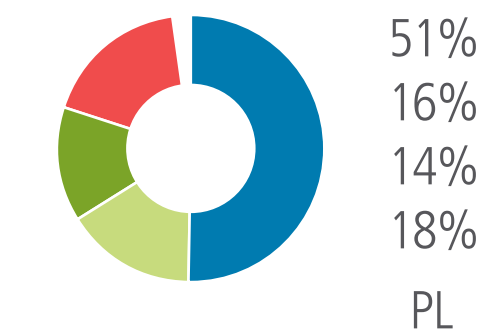
### Top 3 for PL

- Bulgaria
- AT LT RO SE
- DK IT NL PL PT

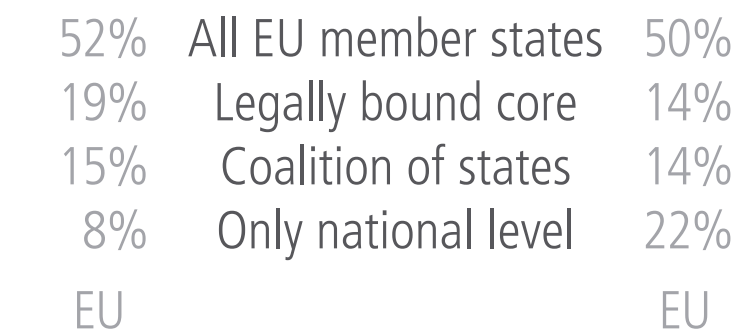
### Top 3 by PL

- Germany
- BE LU
- France

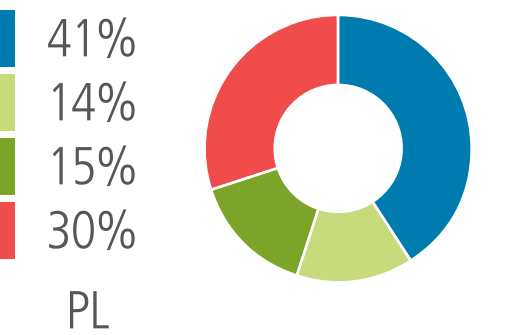
### Q16 Expert View



### Level of Decision-Making



### Q17 Public View



## Partners

Poland ranks overall #9 at Partners



### Top 3 for PL

- Slovakia
- CZ LT
- HU LV
- Slovakia
- Czech Rep.
- EE LT UK
- Czech Rep.
- Hungary
- Lithuania
- Hungary
- Czech Rep.
- Bulgaria


### Top 3 by PL

- Germany
- Czech Rep.
- HU SK UK
- Germany
- UK
- France
- Germany
- Hungary
- CZ FR LV LT
- Germany
- Hungary
- CZ SE

## Networks

Voting for Poland

Top 8 for PL



Voted by Poland

Top 8 by PL

# Findings Portugal

## Coalition Potential

Ranks 1 to 14  
Ranks 15 to 28

## Country Findings


- AT Austria
- BE Belgium
- BG Bulgaria
- HR Croatia
- CY Cyprus
- CZ Czech Rep.
- DK Denmark
- EE Estonia
- FI Finland
- FR France
- DE Germany
- EL Greece
- HU Hungary
- IE Ireland
- IT Italy
- LV Latvia
- LT Lithuania
- LU Luxembourg
- MT Malta
- NL Netherlands
- PL Poland
- PT Portugal**
- RO Romania
- SK Slovakia
- SI Slovenia
- ES Spain
- SE Sweden
- UK UK

## Preferences

Portugal ranks overall #17 at Preferences

#18  Q1 Most Contacted

#13  Q2 Shared Interests

#18  Q3 Most Responsive

### Top 3 for PT

- Spain
- EL RO
- Italy

- Spain
- Greece
- Malta

- EE ES
- Greece
- France

### Top 3 by PT

- Spain
- FR DE
- Italy

- Spain
- Italy
- Ireland

- Spain
- FR UK
- DE IE

## Partners

Portugal ranks overall #21 at Partners

#18  Q10 Foreign and Development Policy

#21  Q11 Security and Defense Policy

#18  Q12 Economic and Social Policy

#18  Q13 Fiscal Policy

### Top 3 for PT

- Greece
- Spain
- AT RO

- Greece
- HR ES
- Belgium

- Greece
- Croatia
- DE RO ES SE

- Ireland
- Greece
- Croatia

### Top 3 by PT

- Germany
- France
- IT ES

- UK
- France
- DE IT

- Germany
- France
- Spain

- Germany
- FR ES
- Italy

## Policies

Portugal ranks #7 at 'More Europe'

#7  Q14 Deeper Integration

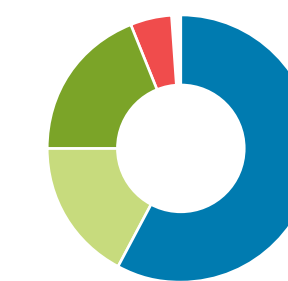
### Top 3 for PT

- Estonia
- MT ES
- Luxembourg

### Top 3 by PT

- BE FR
- Germany
- IT LU

### Q16 Expert View

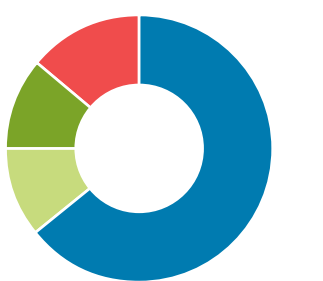


58%  
17%  
19%  
5%  
PT

### Level of Decision-Making

52% All EU member states  
19% Legally bound core  
15% Coalition of states  
8% Only national level  
EU

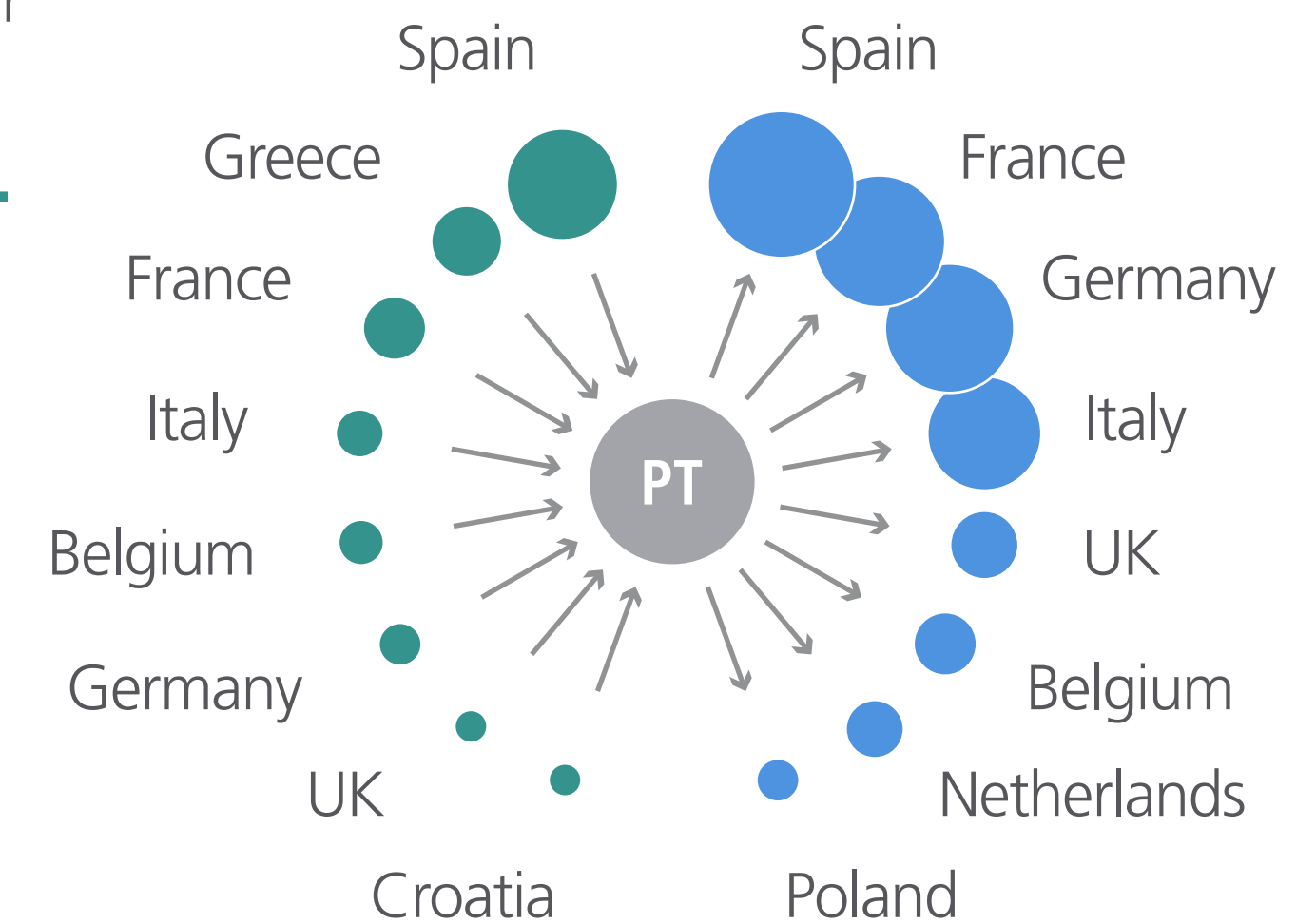
### Q17 Public View



65%  
11%  
11%  
14%  
EU

## Networks

Voting for Portugal  
Top 8 for PT



Voted by Portugal  
Top 8 by PT

# Findings Romania

## Coalition Potential

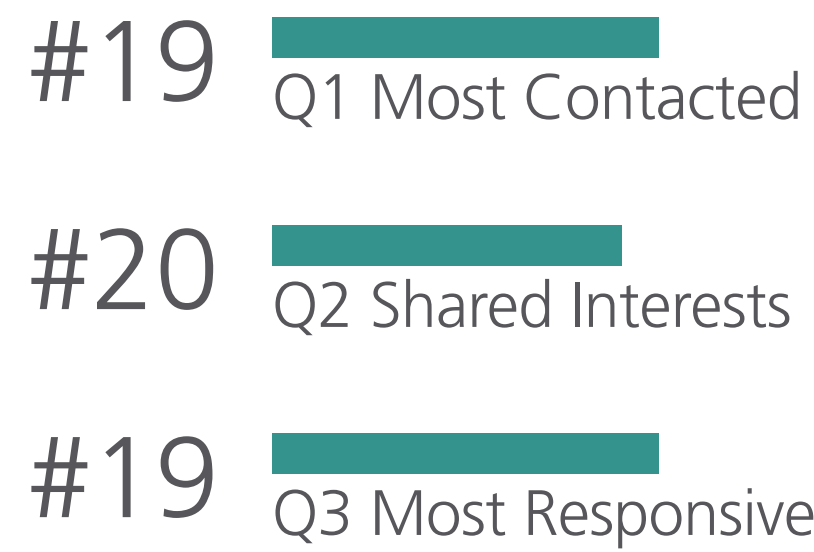
Ranks 1 to 14  
Ranks 15 to 28

## Country Findings

- AT Austria
- BE Belgium
- BG Bulgaria
- HR Croatia
- CY Cyprus
- CZ Czech Rep.
- DK Denmark
- EE Estonia
- FI Finland
- FR France
- DE Germany
- EL Greece
- HU Hungary
- IE Ireland
- IT Italy
- LV Latvia
- LT Lithuania
- LU Luxembourg
- MT Malta
- NL Netherlands
- PL Poland
- PT Portugal
- RO Romania**
- SK Slovakia
- SI Slovenia
- ES Spain
- SE Sweden
- UK UK

## Preferences

Romania ranks overall #20 at Preferences



### Top 3 for RO

- Bulgaria
- Poland
- 
- Bulgaria
- Poland
- Hungary
- Bulgaria
- Poland
- Sweden

## Policies

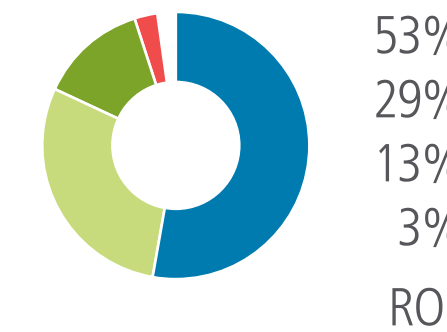
Romania ranks #18 at 'More Europe'



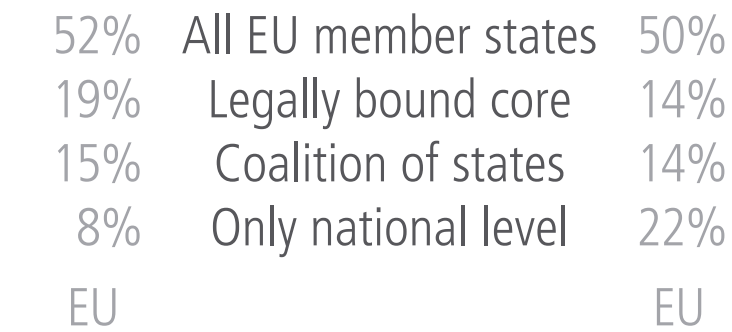
### Top 3 for RO

- BG RO
- IT LT LU
- AT DK PL PT SI SE

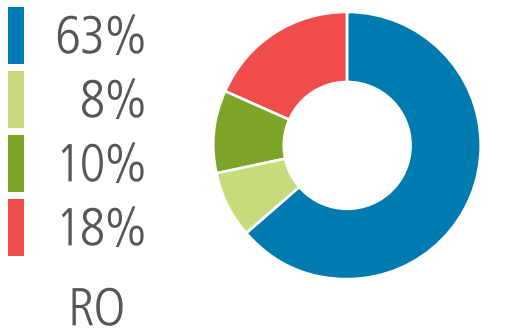
### Q16 Expert View



### Level of Decision-Making



### Q17 Public View



## Partners

Romania ranks overall #24 at Partners



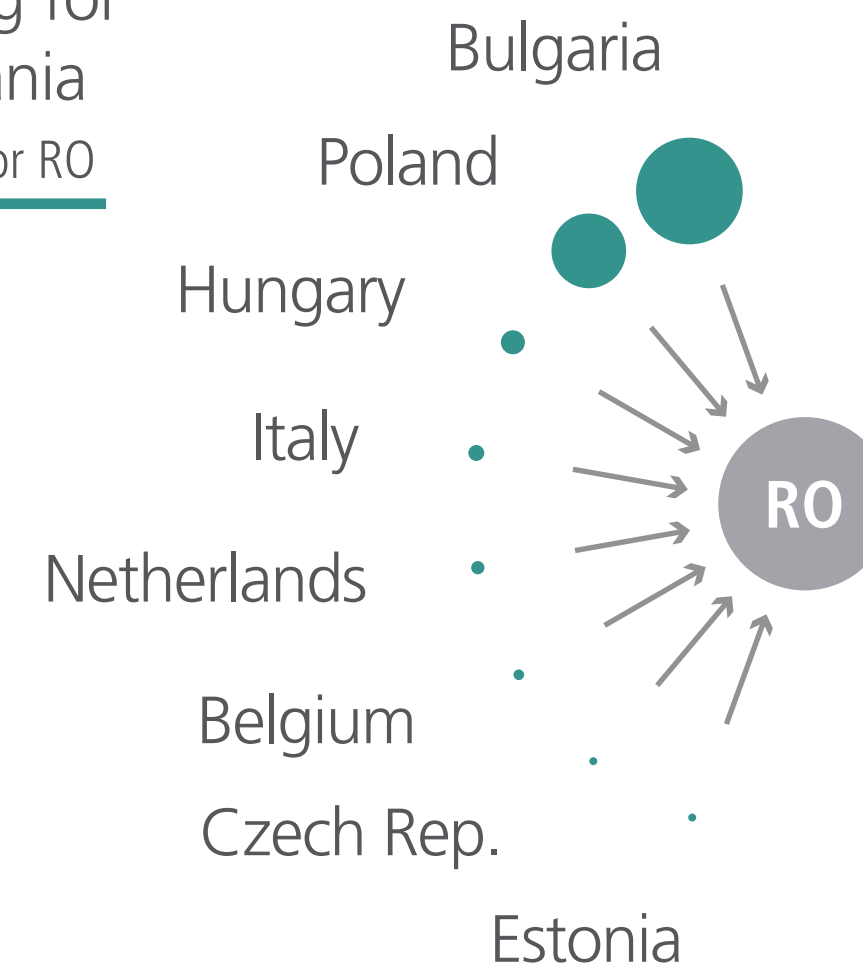
### Top 3 for RO

- BG PL
- Belgium
- HU IT NL ES SE
- EE PL
- Croatia
- BG NL
- Bulgaria
- Poland
- HU NL
- Bulgaria
- Poland
- BE HU IT

## Networks

Voting for Romania

### Top 8 for RO



# Findings Slovakia

## Coalition Potential

Ranks 1 to 14  
Ranks 15 to 28

## Country Findings

- AT Austria
- BE Belgium
- BG Bulgaria
- HR Croatia
- CY Cyprus
- CZ Czech Rep.
- DK Denmark
- EE Estonia
- FI Finland
- FR France
- DE Germany
- EL Greece
- HU Hungary
- IE Ireland
- IT Italy
- LV Latvia
- LT Lithuania
- LU Luxembourg
- MT Malta
- NL Netherlands
- PL Poland
- PT Portugal
- RO Romania
- SK Slovakia**
- SI Slovenia
- ES Spain
- SE Sweden
- UK UK

## Preferences

Slovakia ranks overall #8 at Preferences



### Top 3 for SK

- Czech Rep.
- Hungary
- Austria
- Czech Rep.
- Hungary
- Romania
- Czech Rep.
- Hungary
- Austria

## Policies

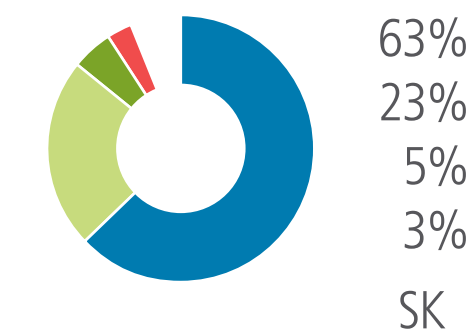
Slovakia ranks #23 at 'More Europe'



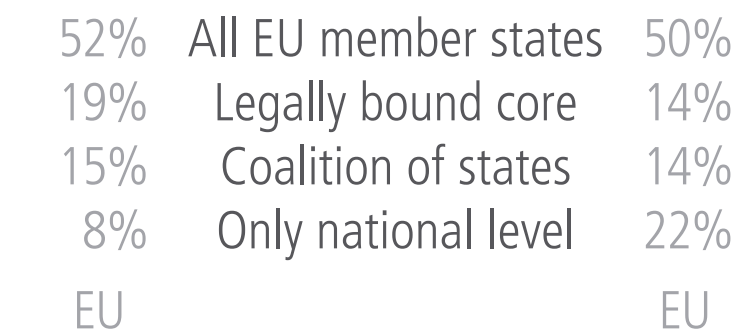
### Top 3 for SK

- Slovakia
- Czech Rep.
- DE LT SE

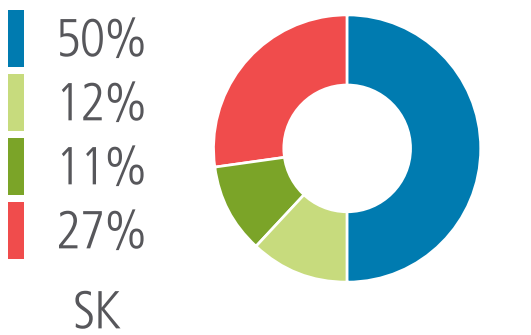
### Q16 Expert View



### Level of Decision-Making



### Q17 Public View



## Partners

Slovakia ranks overall #12 at Partners

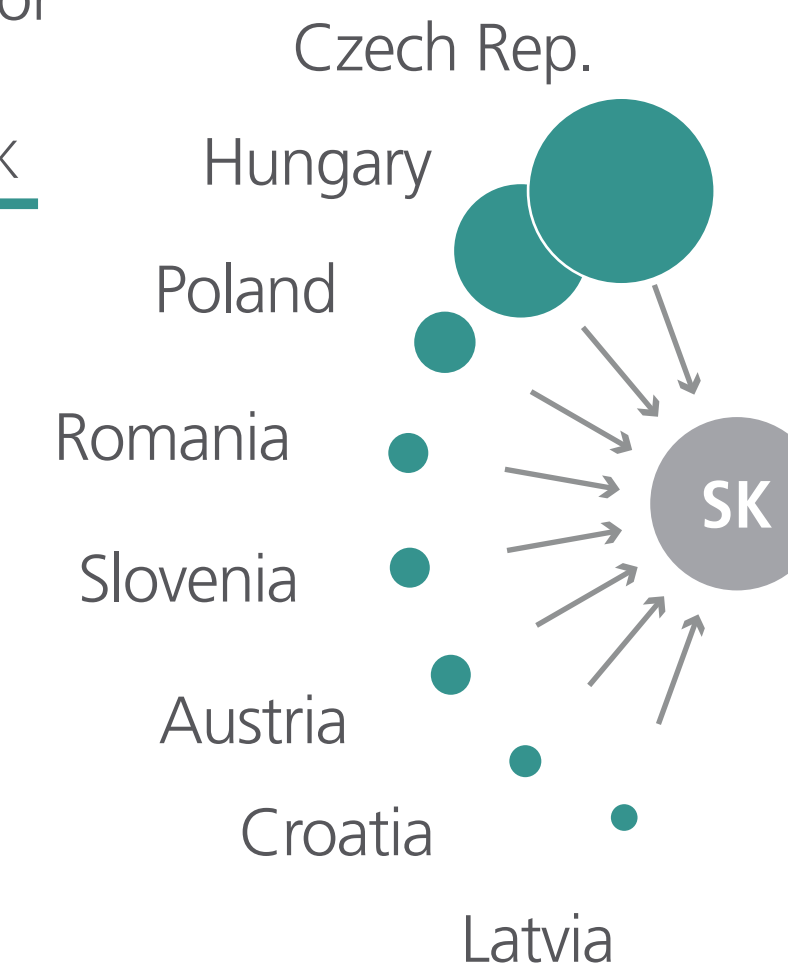


### Top 3 for SK

- HU PL
- Czech Rep.
- Croatia
- Hungary
- Czech Rep.
- HR RO
- Czech Rep.
- Hungary
- Croatia
- Czech Rep.
- Hungary
- Slovenia

## Networks

Voting for Slovakia  
Top 8 for SK



# Findings Slovenia

## Coalition Potential

Ranks 1 to 14  
Ranks 15 to 28

## Country Findings

- AT Austria
- BE Belgium
- BG Bulgaria
- HR Croatia
- CY Cyprus
- CZ Czech Rep.
- DK Denmark
- EE Estonia
- FI Finland
- FR France
- DE Germany
- EL Greece
- HU Hungary
- IE Ireland
- IT Italy
- LV Latvia
- LT Lithuania
- LU Luxembourg
- MT Malta
- NL Netherlands
- PL Poland
- PT Portugal
- RO Romania
- SK Slovakia
- SI Slovenia**
- ES Spain
- SE Sweden
- UK UK

## Preferences

Slovenia ranks overall #25 at Preferences

#26  Q1 Most Contacted

#25  Q2 Shared Interests


#22  Q3 Most Responsive

### Top 3 for SI

-  Austria
-  IT PL
- 
-  Croatia
-  Malta
-  Austria
-  Slovakia
-  Austria
-  CZ HU IT

## Policies

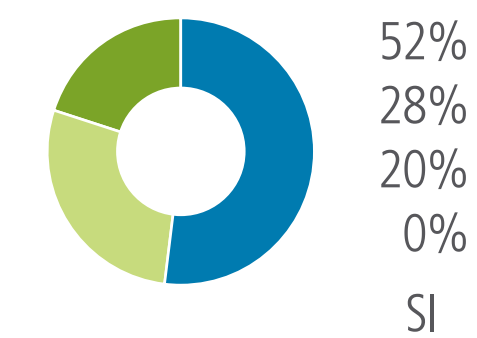
Slovenia ranks #16 at 'More Europe'

#16  Q14 Deeper Integration

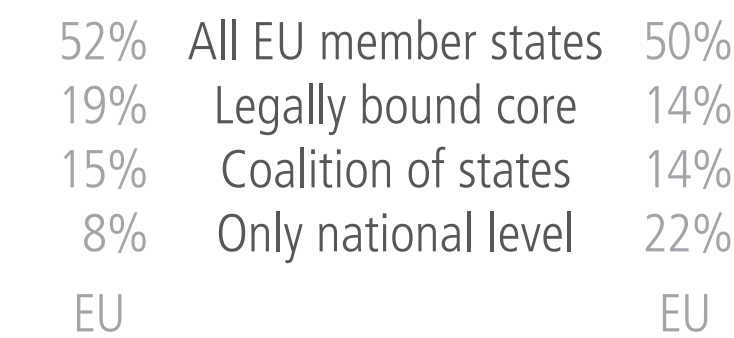
### Top 3 for SI

-  Malta
-  Slovenia
-  Czech Rep.

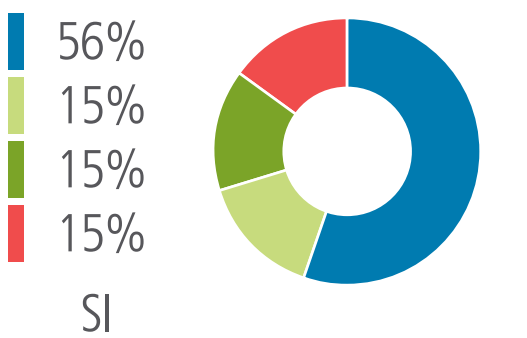
### Q16 Expert View



### Level of Decision-Making



### Q17 Public View



## Partners

Slovenia ranks overall #23 at Partners

#22  Q10 Foreign and Development Policy

#24  Q11 Security and Defense Policy

#22  Q12 Economic and Social Policy

#21  Q13 Fiscal Policy

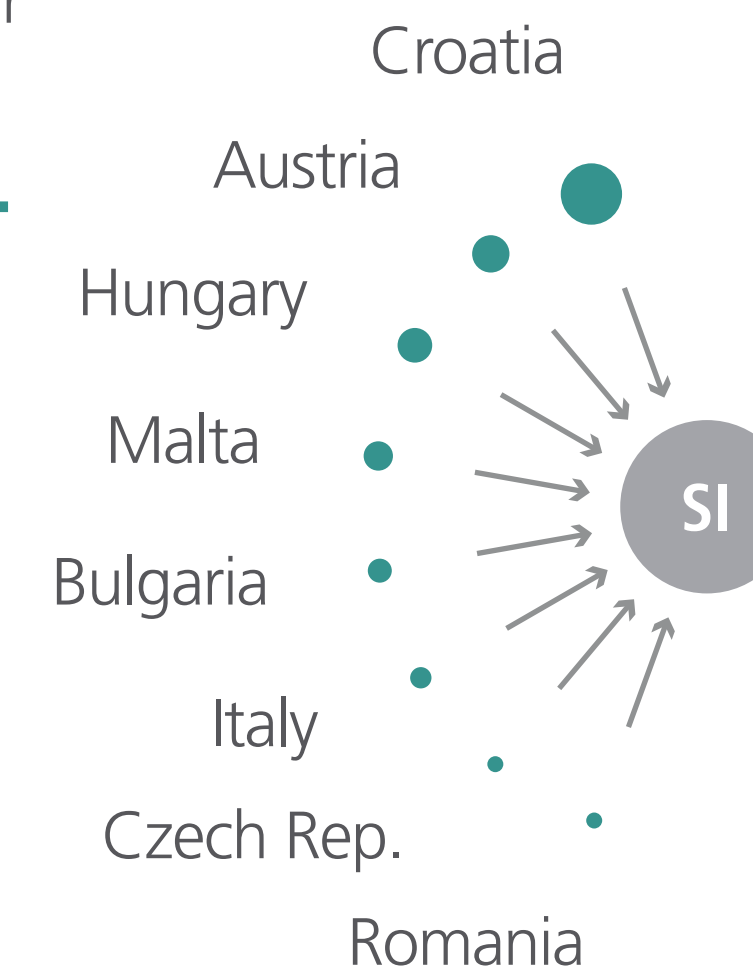
### Top 3 for SI

-  Hungary
-  BG RO
-  Latvia
-  Croatia
-  Hungary
-  LV NL RO
-  Croatia
-  Romania
-  BG HU LV
-  Croatia
-  BG CZ
-  Italy

## Networks

Voting for Slovenia

Top 8 for SI



# Findings Spain

## Coalition Potential

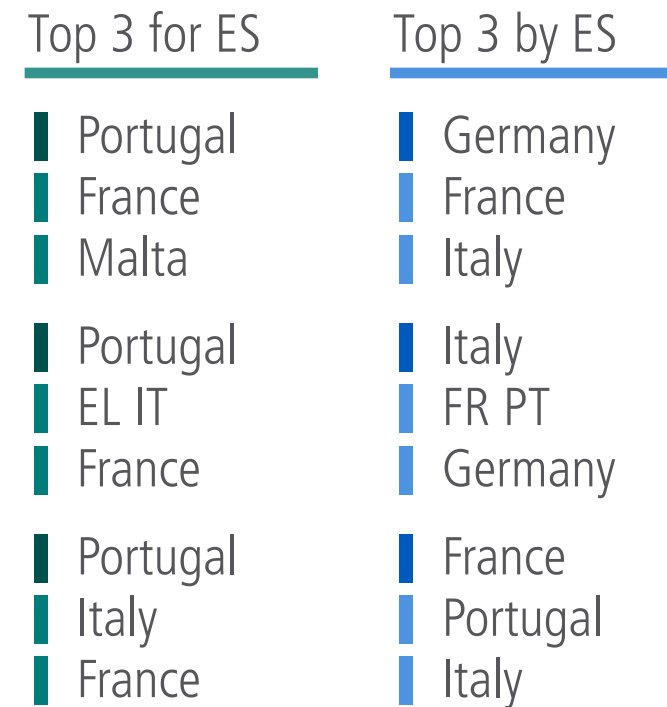
Ranks 1 to 14  
Ranks 15 to 28

## Country Findings

- AT Austria
- BE Belgium
- BG Bulgaria
- HR Croatia
- CY Cyprus
- CZ Czech Rep.
- DK Denmark
- EE Estonia
- FI Finland
- FR France
- DE Germany
- EL Greece
- HU Hungary
- IE Ireland
- IT Italy
- LV Latvia
- LT Lithuania
- LU Luxembourg
- MT Malta
- NL Netherlands
- PL Poland
- PT Portugal
- RO Romania
- SK Slovakia
- SI Slovenia
- ES Spain**
- SE Sweden
- UK UK

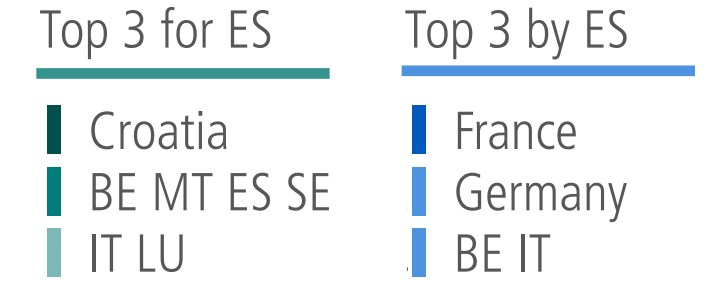
## Preferences

Spain ranks overall #10 at Preferences




## Policies

Spain ranks #6 at 'More Europe'



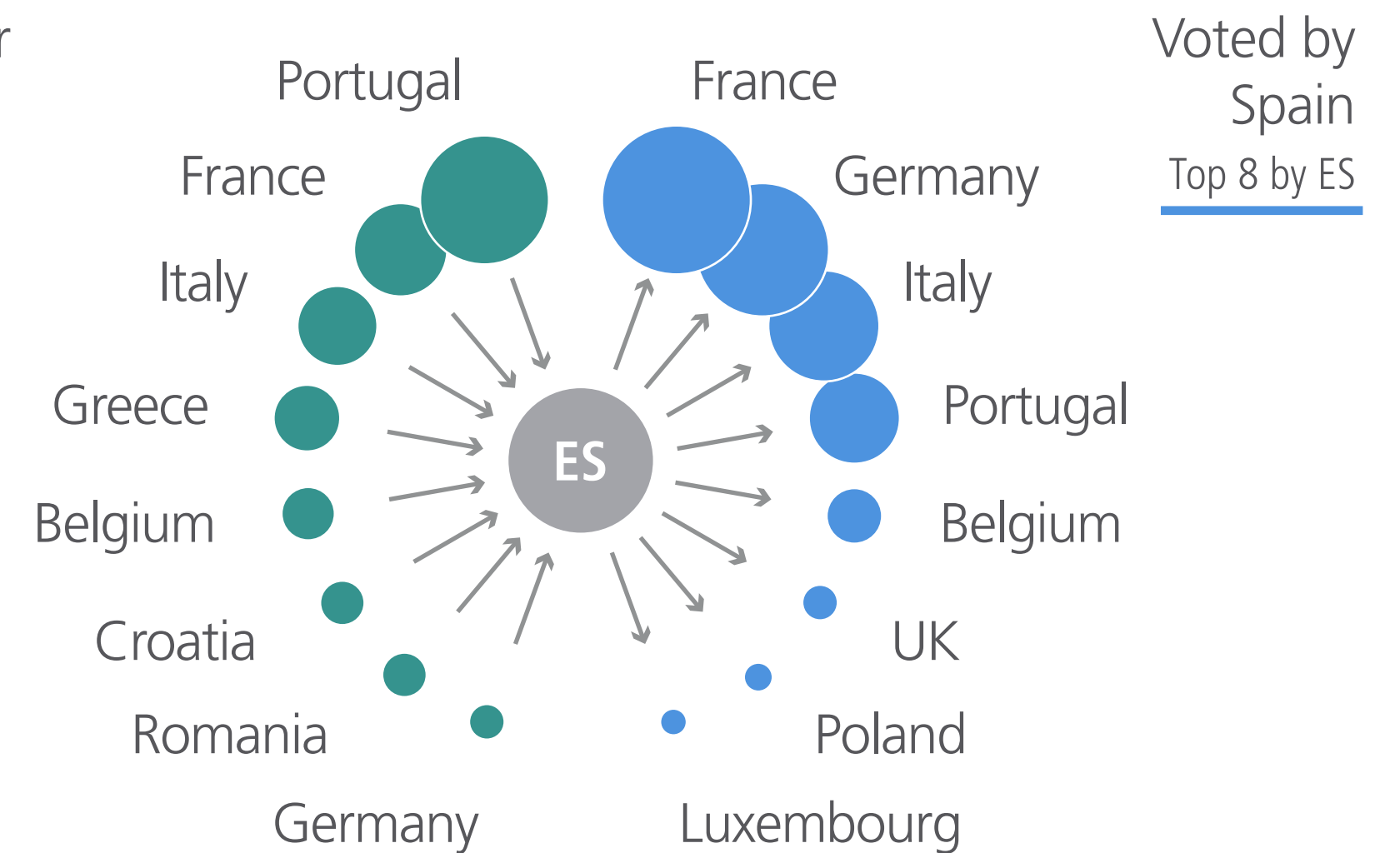
## Partners

Spain ranks overall #10 at Partners



## Networks

Voting for Spain  
Top 8 for ES



# Findings Sweden

## Coalition Potential

Ranks 1 to 14  
Ranks 15 to 28

## Country Findings

- AT Austria
- BE Belgium
- BG Bulgaria
- HR Croatia
- CY Cyprus
- CZ Czech Rep.
- DK Denmark
- EE Estonia
- FI Finland
- FR France
- DE Germany
- EL Greece
- HU Hungary
- IE Ireland
- IT Italy
- LV Latvia
- LT Lithuania
- LU Luxembourg
- MT Malta
- NL Netherlands
- PL Poland
- PT Portugal
- RO Romania
- SK Slovakia
- SI Slovenia
- ES Spain
- SE Sweden**
- UK UK

## Preferences

Sweden ranks overall #4 at Preferences



### Top 3 for SE

- Finland
- Denmark
- Lithuania
- Finland
- Denmark
- LT NL
- Finland
- DK LT
- Latvia

## Policies

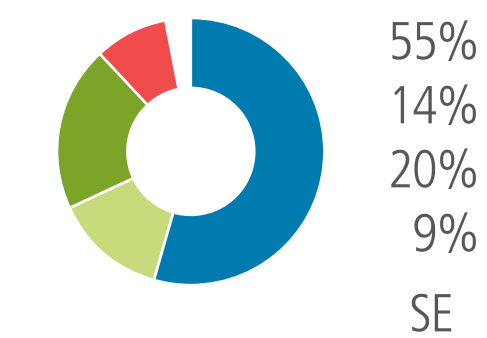
Sweden ranks #11 at 'More Europe'



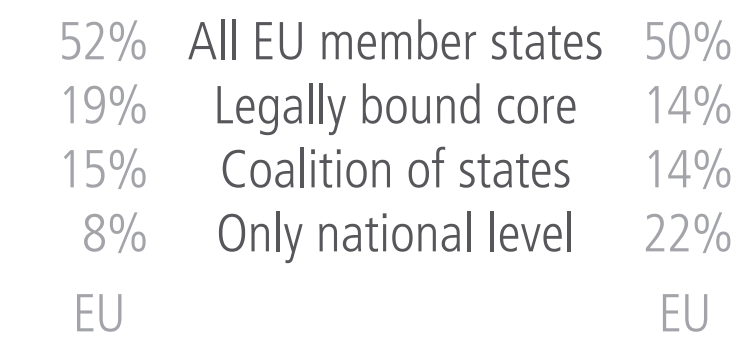
### Top 3 for SE

- Slovenia
- AT EL
- HU LV NL RO

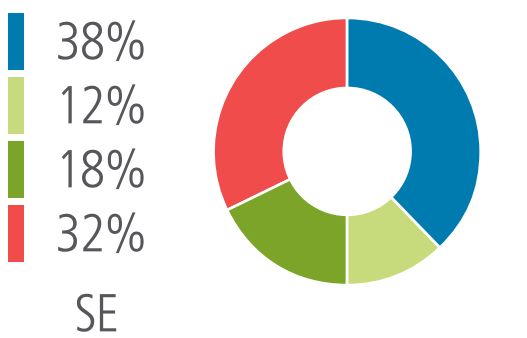
### Q16 Expert View



### Level of Decision-Making



### Q17 Public View



## Partners

Sweden ranks overall #6 at Partners



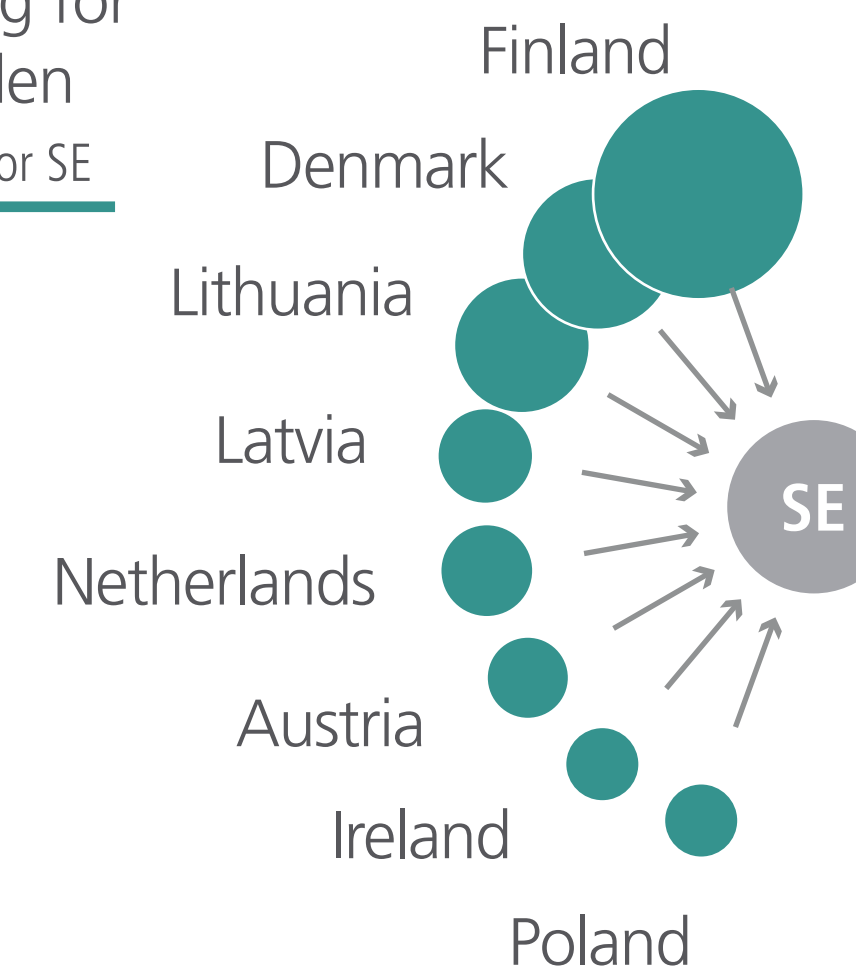
### Top 3 for SE

- FI IE
- Lithuania
- DK LV
- Finland
- Latvia
- IE LT PL
- Finland
- Denmark
- Austria
- Finland
- Denmark
- Latvia

## Networks

Voting for Sweden

Top 8 for SE



# Findings UK

## Coalition Potential

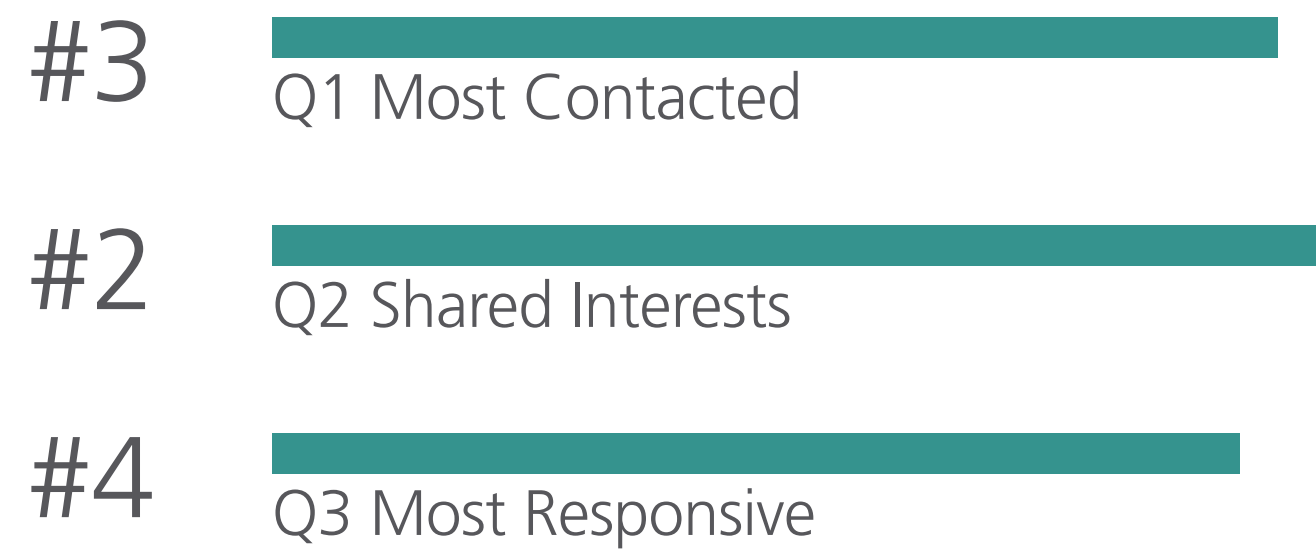
Ranks 1 to 14  
Ranks 15 to 28

## Country Findings

- AT Austria
- BE Belgium
- BG Bulgaria
- HR Croatia
- CY Cyprus
- CZ Czech Rep.
- DK Denmark
- EE Estonia
- FI Finland
- FR France
- DE Germany
- EL Greece
- HU Hungary
- IE Ireland
- IT Italy
- LV Latvia
- LT Lithuania
- LU Luxembourg
- MT Malta
- NL Netherlands
- PL Poland
- PT Portugal
- RO Romania
- SK Slovakia
- SI Slovenia
- ES Spain
- SE Sweden
- UK UK**

## Preferences

The UK ranks overall #2 at Preferences



Top 3 for UK	Top 3 by UK
Ireland Sweden MT NL	Germany FR NL Sweden
Cyprus Ireland Denmark	Netherlands DK DE Sweden
Malta CY IE DK PT	Netherlands Denmark DE IE SE

## Policies

The UK ranks #28 at 'More Europe'



Top 3 for UK	Top 3 by UK
DK IT ES - -	Luxembourg Belgium France



## Partners

The UK ranks overall #3 at Partners

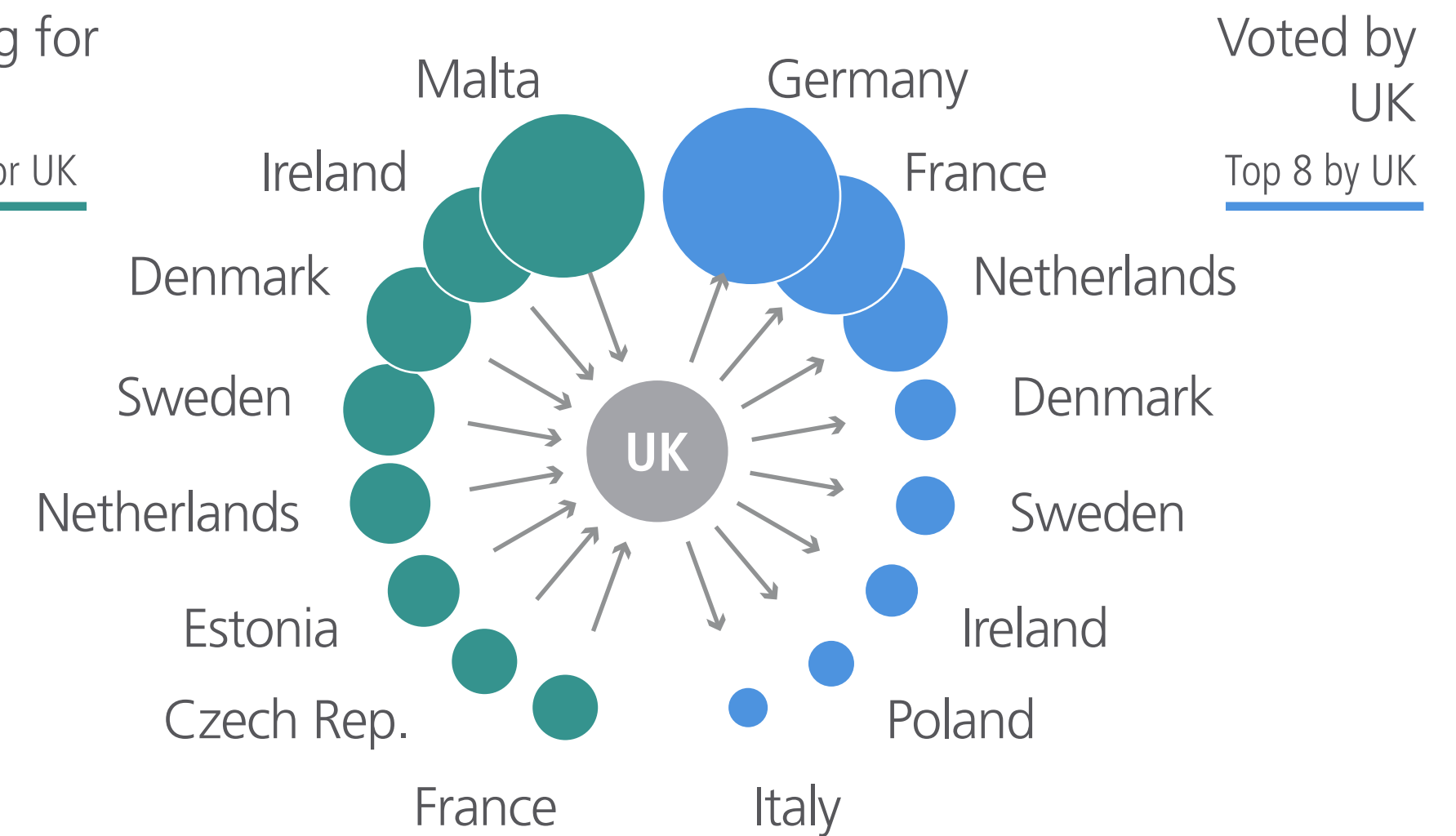


Top 3 for UK	Top 3 by UK
Estonia DE LT Denmark	France Germany PL SE
Czech Rep. France EL LT PT	France Germany Poland
Malta Greece DK EE	Germany FR NL DK IE
Malta EL SK EE SE	Germany France Netherlands

## Networks

Voting for UK

Top 8 for UK





# SURVEY CHAPTERS AND QUESTIONS

## Preferences

Preferences on working with other EU member states

---

Q1 Most Contacted [↗](#)

---

Q2 Shared Interests [↗](#)

---

Q3 Most Responsive [↗](#)

---

Q4 Most Disappointing [↗](#)

---

## Influence

Ranking of policy influence in the EU

---

Q5 Big Six Overall EU Policy [↗](#)

---

Q6 Big Six Fiscal Policy [↗](#)

---

Q7 Big Six Foreign and Security Policy [↗](#)

---

Q8 Affluent Seven [↗](#)

---

Q9 Other Countries [↗](#)

---

## Partners

Choice of essential partners in driving EU policies forward

---

Q10 Foreign and Development Policy [↗](#)

---

Q11 Security and Defense Policy [↗](#)

---

Q12 Economic and Social Policy [↗](#)

---

Q13 Fiscal Policy [↗](#)

---

## Policies

Expert and public views on the future of EU coalitions

---

Q14 Commitment to Deeper Integration [↗](#)

---

Q15 Importance of Coalitions [↗](#)

---

Q16 Preferred Actor Level [↗](#)

---

Q17 Preferred Actor Level (Public View) [↗](#)

---

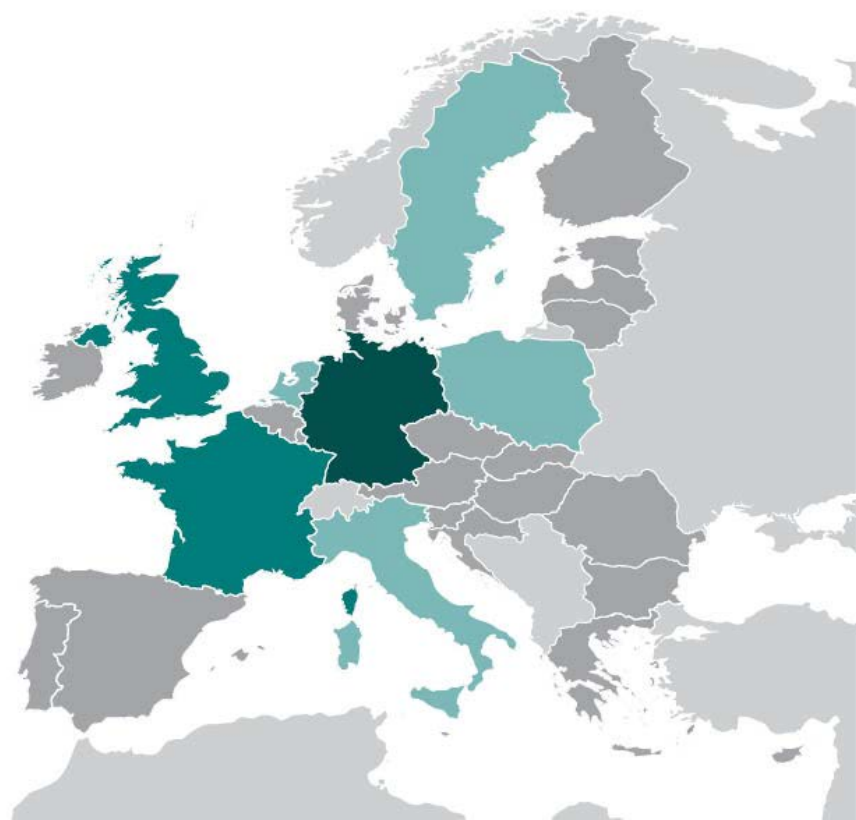
# Preferences

## Q1

N=394

### Most Contacted

“In your view or experience, which other governments would your own government generally contact first and/or most on EU matters? (select up to five)”

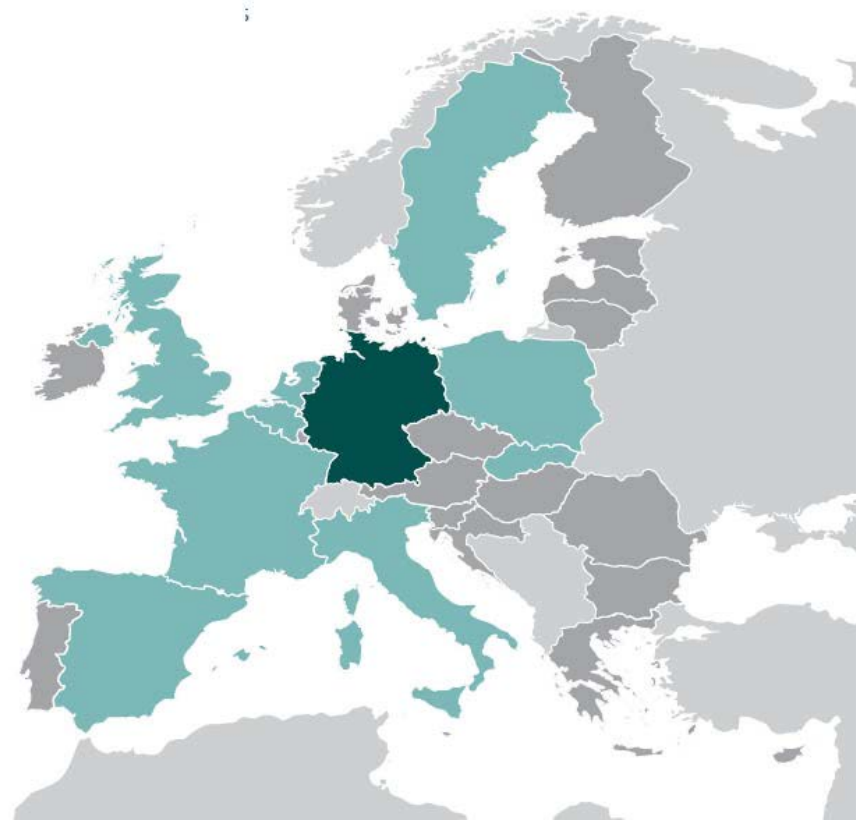


## Q2

N=406

### Shared Interests

“In your view or experience, which other EU member states generally share many of your own country’s interests and preferences on EU policies? (select up to five)”

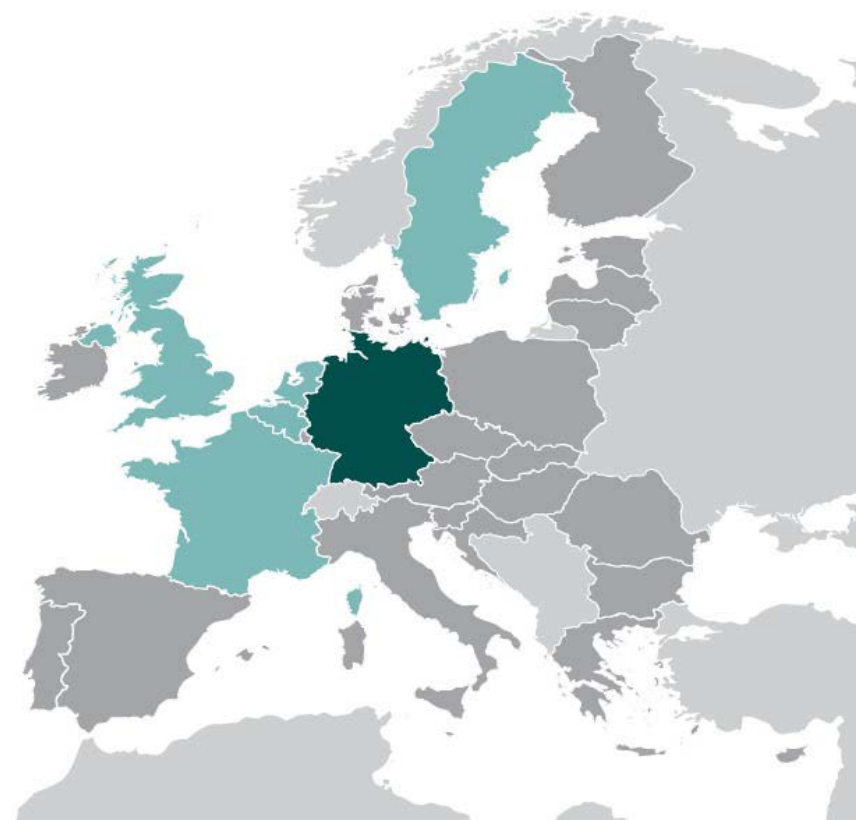


## Q3

N=342

### Most Responsive

“In your view or experience, which other governments or EU member states have shown to be most responsive or are easiest to work with? (select up to five)”

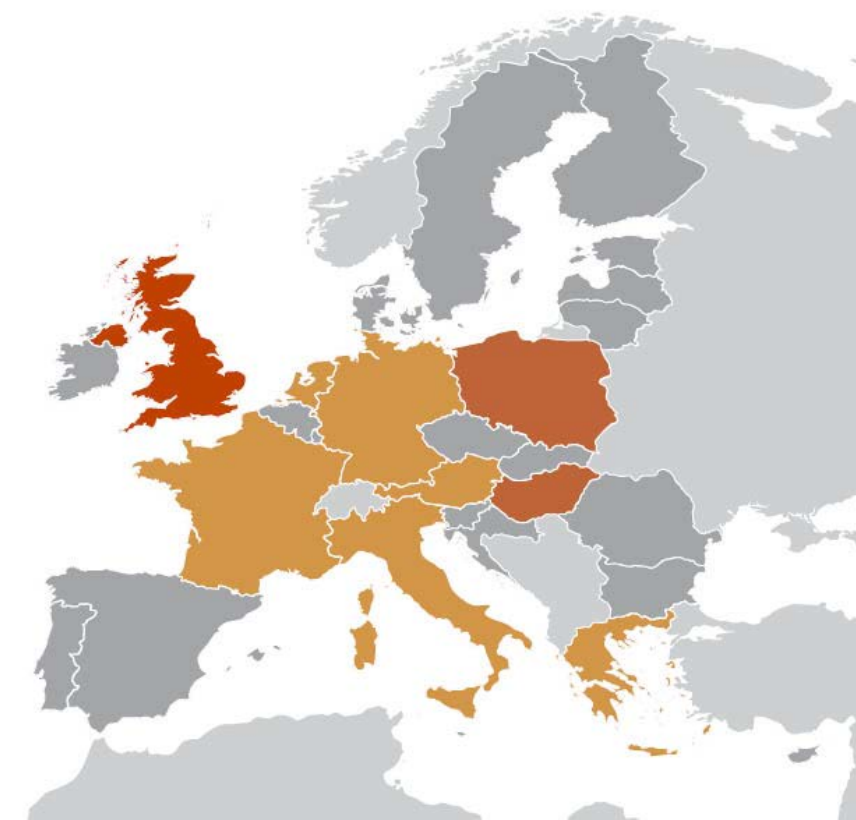


## Q4

N=325

### Most Disappointing

“In your view or experience, which other governments or EU member states have disappointed your own government? (select up to five)”



# Most contacted Votes total EU

Q1

“In your view or experience, which other governments would your own government generally contact first and/or most on EU matters? (select up to five)”

- EU
- Big Six ▶
- Founding Six ▶
- Affluent Seven ▶
- Southern Seven ▶
- Visegrád Four ▶

- Austria ▶
- Belgium ▶
- Bulgaria ▶
- Croatia ▶
- Cyprus ▶
- Czech Rep. ▶
- Denmark ▶
- Estonia ▶
- Finland ▶
- France ▶
- Germany ▶
- Greece ▶
- Hungary ▶
- Ireland ▶
- Italy ▶
- Latvia ▶
- Lithuania ▶
- Luxembourg ▶
- Malta ▶
- Netherlands ▶
- Poland ▶
- Portugal ▶
- Romania ▶
- Slovakia ▶
- Slovenia ▶
- Spain ▶
- Sweden ▶
- UK ▶


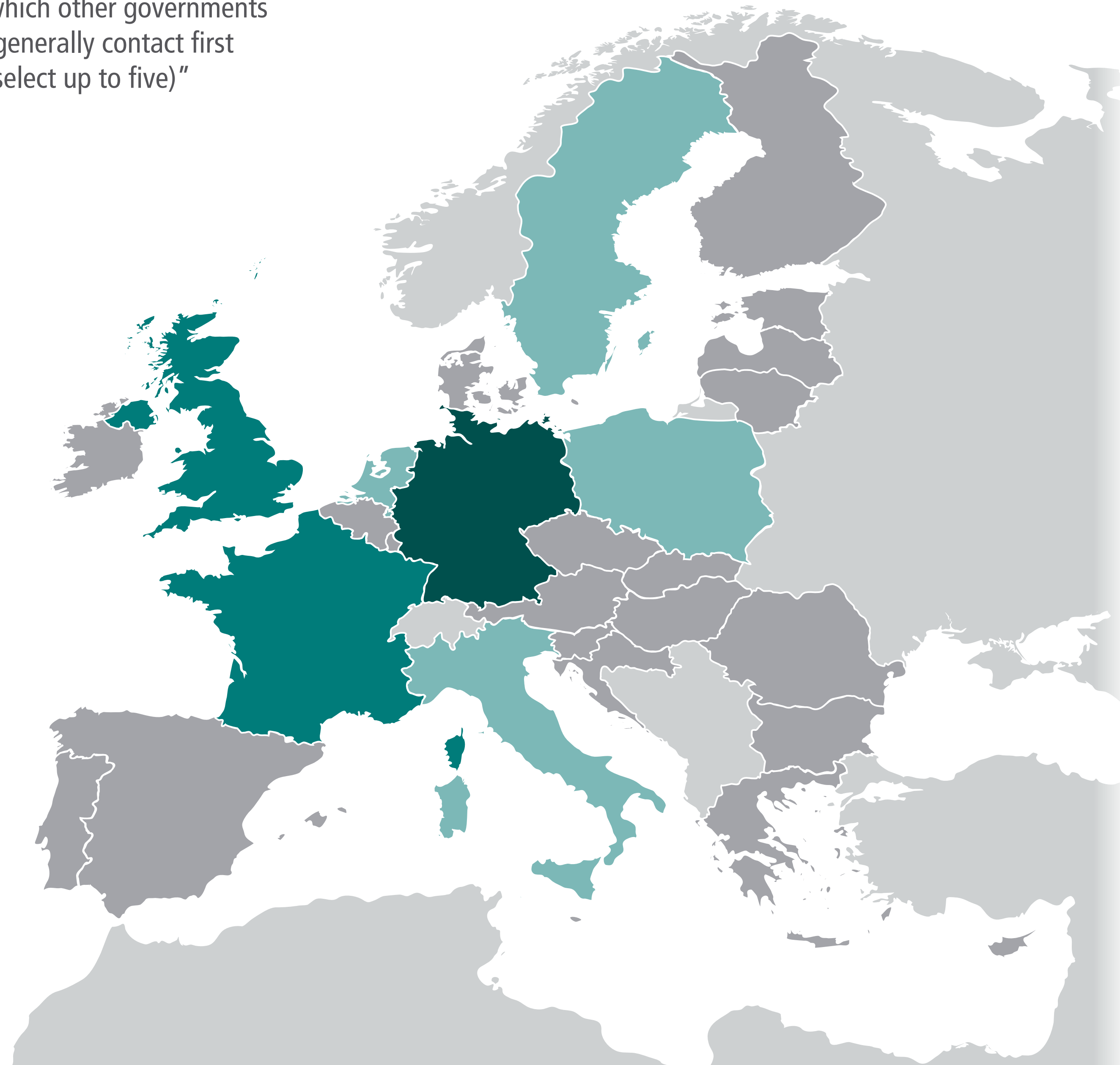
Preferences Overview

**Most Contacted**

Shared Interests

Most Responsive

Most Disappointing



Of 1352 votes by 394 respondents, Germany received the most: 302

Share of votes by group	Group
62.1%	Big 6
50.6%	Founding 6
24.9%	Southern 7
20.0%	Affluent 7
16.5%	Visegrád 4

Share of votes by country	Country
22.3%	Germany
12.9%	France
10.6%	UK
6.6%	Poland
6.1%	Italy
5.0%	Sweden
4.6%	Netherlands
3.8%	Slovakia
3.6%	Spain
3.0%	Czech Rep.
3.0%	Hungary
2.7%	Belgium
2.4%	Austria
1.9%	Luxembourg
1.8%	Finland
1.6%	Denmark
1.6%	Estonia
1.2%	Portugal
0.9%	Lithuania
0.9%	Romania
0.8%	Latvia
0.7%	Greece
0.7%	Ireland
0.4%	Croatia
0.3%	Cyprus
0.2%	Bulgaria
0.2%	Slovenia
0.1%	Malta

# Most contacted Votes for Big Six by Big Six

Q1

“In your view or experience, which other governments would your own government generally contact first and/or most on EU matters? (select up to five)”

- EU
- Big Six ▶**
- Founding Six ▶
- Affluent Seven ▶
- Southern Seven ▶
- Visegrád Four ▶

- Austria
- Belgium
- Bulgaria
- Croatia
- Cyprus
- Czech Rep. ▶
- Denmark ▶
- Estonia
- Finland ▶
- France ▶
- Germany ▶
- Greece
- Hungary ▶
- Ireland
- Italy ▶
- Latvia
- Lithuania
- Luxembourg
- Malta
- Netherlands ▶
- Poland ▶
- Portugal ▶
- Romania
- Slovakia
- Slovenia
- Spain ▶
- Sweden
- UK ▶

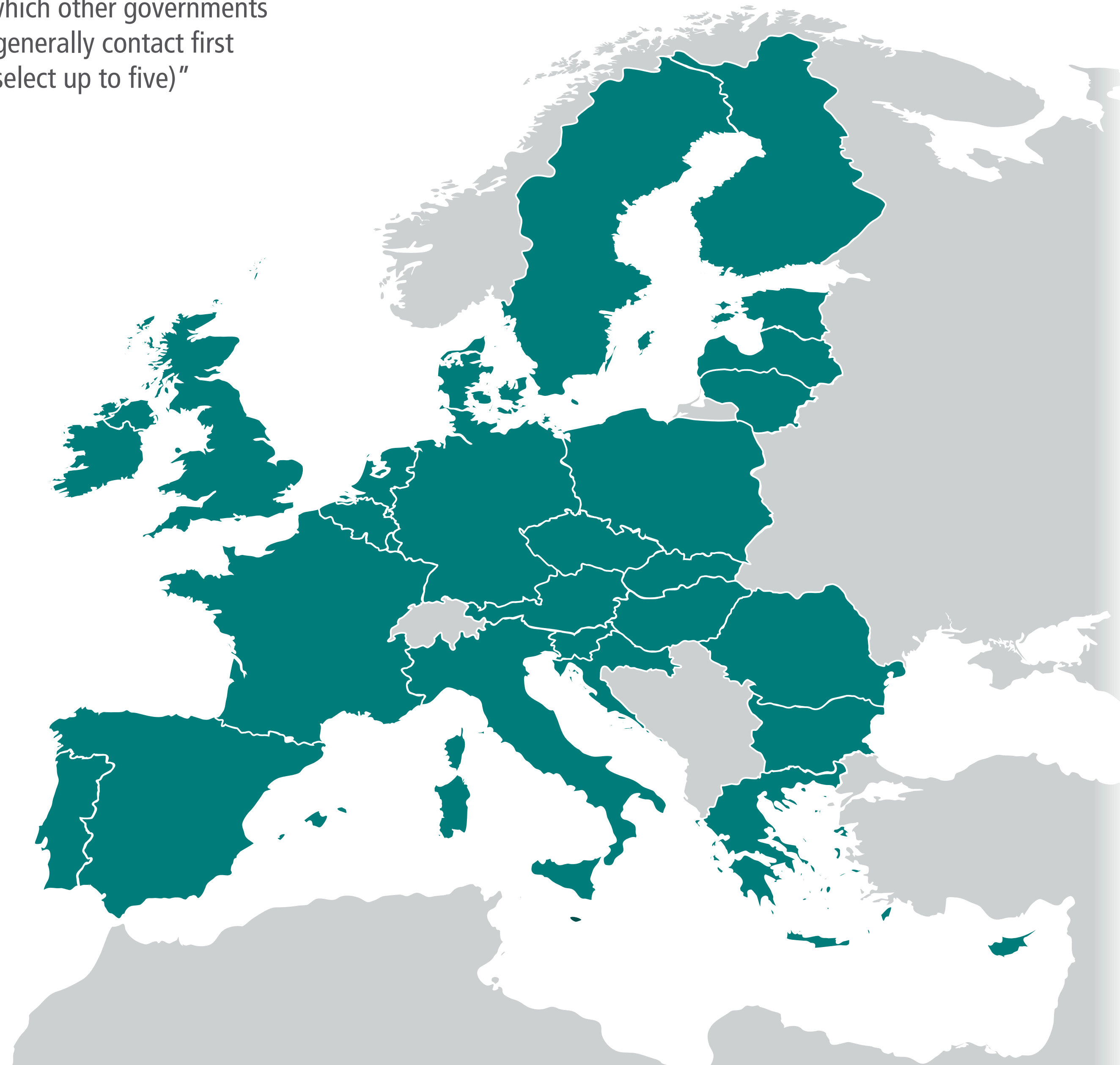
Preferences Overview

**Most Contacted**

Shared Interests

Most Responsive

Most Disappointing



Of 1352 votes by 394 respondents, Big 6 received 839 (62.1%)

82% Southern 7  
75% Founding 6  
70% Big 6  
54% Affluent 7  
45% Visegrád 4

Share of votes by group

89% Malta  
86% Portugal  
85% France  
79% Greece  
79% Italy  
79% Spain  
76% Germany  
70% Netherlands  
67% Ireland  
64% Romania  
61% Bulgaria  
59% UK  
58% Belgium  
55% Sweden  
53% Hungary  
53% Slovenia  
52% Austria  
50% Croatia  
50% Cyprus  
50% Denmark  
48% Czech Rep.  
47% Slovakia  
46% Luxembourg  
44% Finland  
41% Latvia  
34% Lithuania  
34% Poland  
25% Estonia

Share of votes by country

■ Top %  
■ 10+ %  
■ 5-9 %  
■ 1-4 %

Rounded results. 0% shares not shown.



Big Six



Design

Findings

Chapters

**Preferences**

Influence

Partners

Policies

ecfr.eu/eucoalitionexplorer

# Most contacted Votes for Big Six by Big Six

Q1

“In your view or experience, which other governments would your own government generally contact first and/or most on EU matters? (select up to five)”

- EU
- Big Six ▶**
- Founding Six ▶
- Affluent Seven ▶
- Southern Seven ▶
- Visegrád Four ▶

- Austria
- Belgium
- Bulgaria
- Croatia
- Cyprus
- Czech Rep. ▶
- Denmark ▶
- Estonia
- Finland ▶
- France ▶
- Germany ▶
- Greece
- Hungary ▶
- Ireland
- Italy ▶
- Latvia
- Lithuania
- Luxembourg
- Malta
- Netherlands ▶
- Poland ▶
- Portugal ▶
- Romania
- Slovakia
- Slovenia
- Spain ▶
- Sweden
- UK ▶


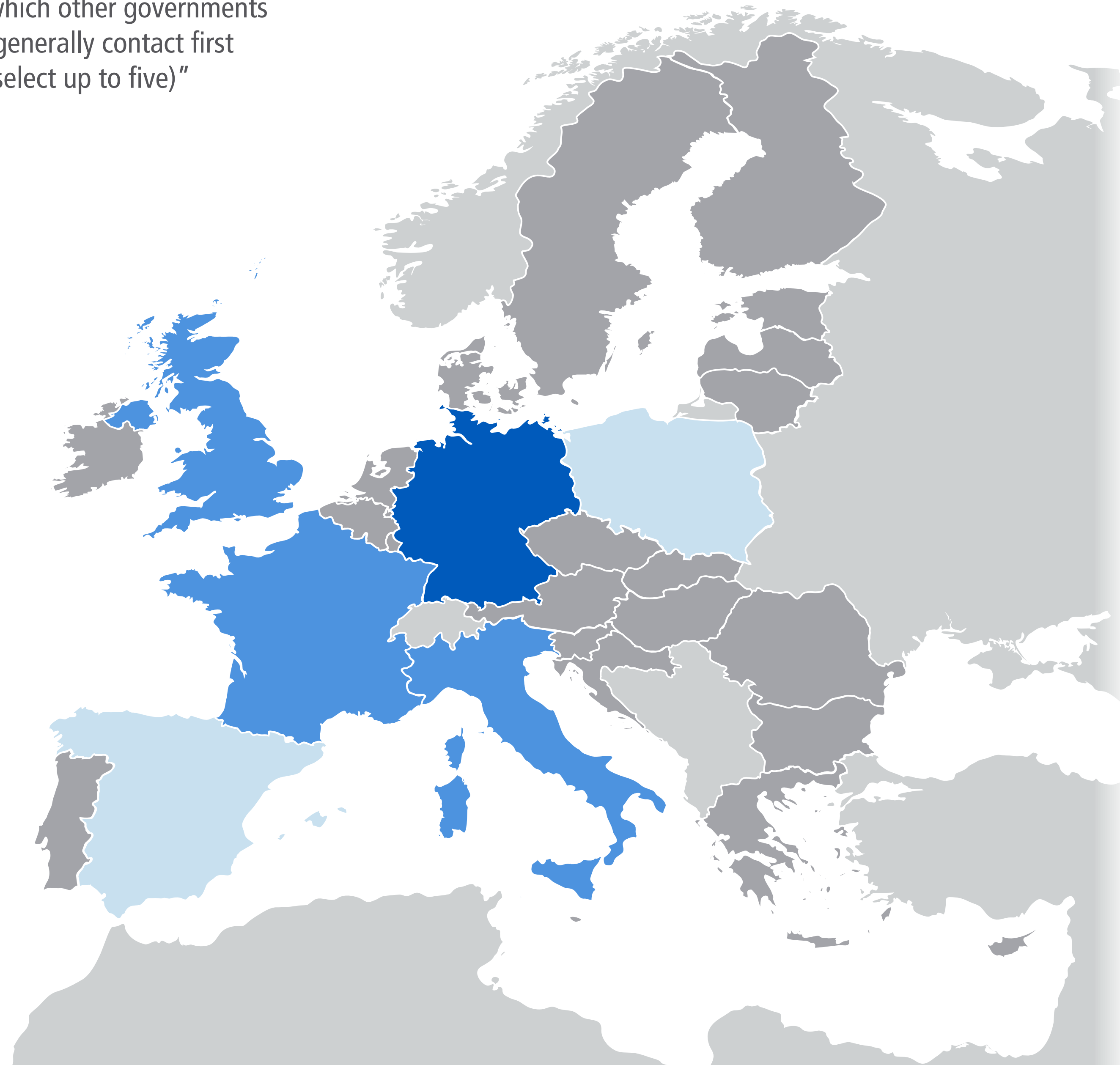
Preferences Overview

**Most Contacted**

Shared Interests

Most Responsive

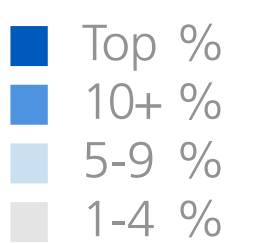
Most Disappointing



Of 542 votes by 165 respondents, Germany received the most: 120

Share of votes for group	Group
70%	Big 6
58%	Founding 6
36%	Southern 7
13%	Affluent 7
13%	Visegrád 4

Share of votes for country	Country
22%	Germany
16%	France
11%	Italy
10%	UK
5%	Poland
5%	Spain
4%	Hungary
4%	Netherlands
3%	Belgium
3%	Czech Rep.
2%	Austria
2%	Portugal
2%	Slovakia
2%	Sweden
1%	Denmark
1%	Estonia
1%	Greece
1%	Ireland
1%	Lithuania
1%	Luxembourg
1%	Romania



Rounded results. 0% shares not shown.

# Most contacted Votes for Founding Six by Founding Six

Q1

“In your view or experience, which other governments would your own government generally contact first and/or most on EU matters? (select up to five)”

- EU
- Big Six ▶
- Founding Six ▶**
- Affluent Seven ▶
- Southern Seven ▶
- Visegrád Four ▶

- Austria
- Belgium
- Bulgaria
- Croatia
- Cyprus
- Czech Rep. ▶
- Denmark ▶
- Estonia
- Finland ▶
- France ▶
- Germany ▶
- Greece
- Hungary ▶
- Ireland
- Italy ▶
- Latvia
- Lithuania
- Luxembourg
- Malta
- Netherlands ▶
- Poland ▶
- Portugal ▶
- Romania
- Slovakia
- Slovenia
- Spain ▶
- Sweden
- UK ▶

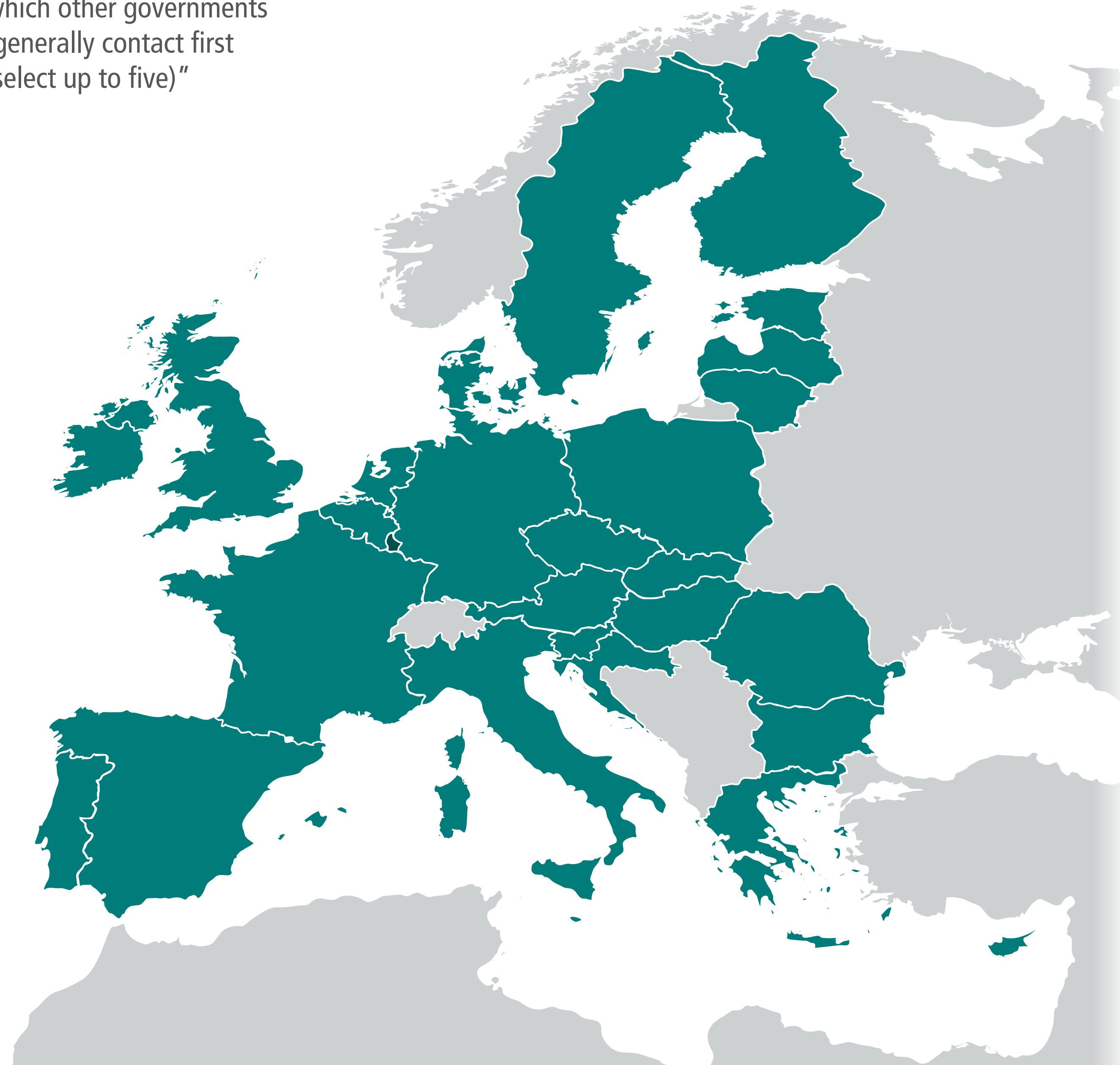
Preferences Overview

**Most Contacted**

Shared Interests

Most Responsive

Most Disappointing



Of 1352 votes by 394 respondents, Founding 6 received 684 (50.6%)

Share of votes by group
70% Founding 6
65% Southern 7
58% Big 6
57% Affluent 7
21% Visegrád 4

Share of votes by country
100% Luxembourg
96% Belgium
74% Spain
68% Germany
68% Greece
67% Netherlands
66% UK
63% France
62% Italy
61% Portugal
59% Romania
57% Austria
56% Malta
53% Slovenia
50% Croatia
50% Cyprus
46% Denmark
45% Bulgaria
44% Ireland
35% Finland
29% Latvia
27% Sweden
25% Czech Rep.
22% Poland
21% Slovakia
17% Lithuania
16% Hungary
13% Estonia

Rounded results. 0% shares not shown.

# Most contacted Votes for Founding Six by Founding Six

Q1

“In your view or experience, which other governments would your own government generally contact first and/or most on EU matters? (select up to five)”

- EU
- Big Six ▶
- Founding Six ▶**
- Affluent Seven ▶
- Southern Seven ▶
- Visegrád Four ▶

- Austria
- Belgium
- Bulgaria
- Croatia
- Cyprus
- Czech Rep. ▶
- Denmark ▶
- Estonia
- Finland ▶
- France ▶
- Germany ▶
- Greece
- Hungary ▶
- Ireland
- Italy ▶
- Latvia
- Lithuania
- Luxembourg
- Malta
- Netherlands ▶
- Poland ▶
- Portugal ▶
- Romania
- Slovakia
- Slovenia
- Spain ▶
- Sweden
- UK ▶


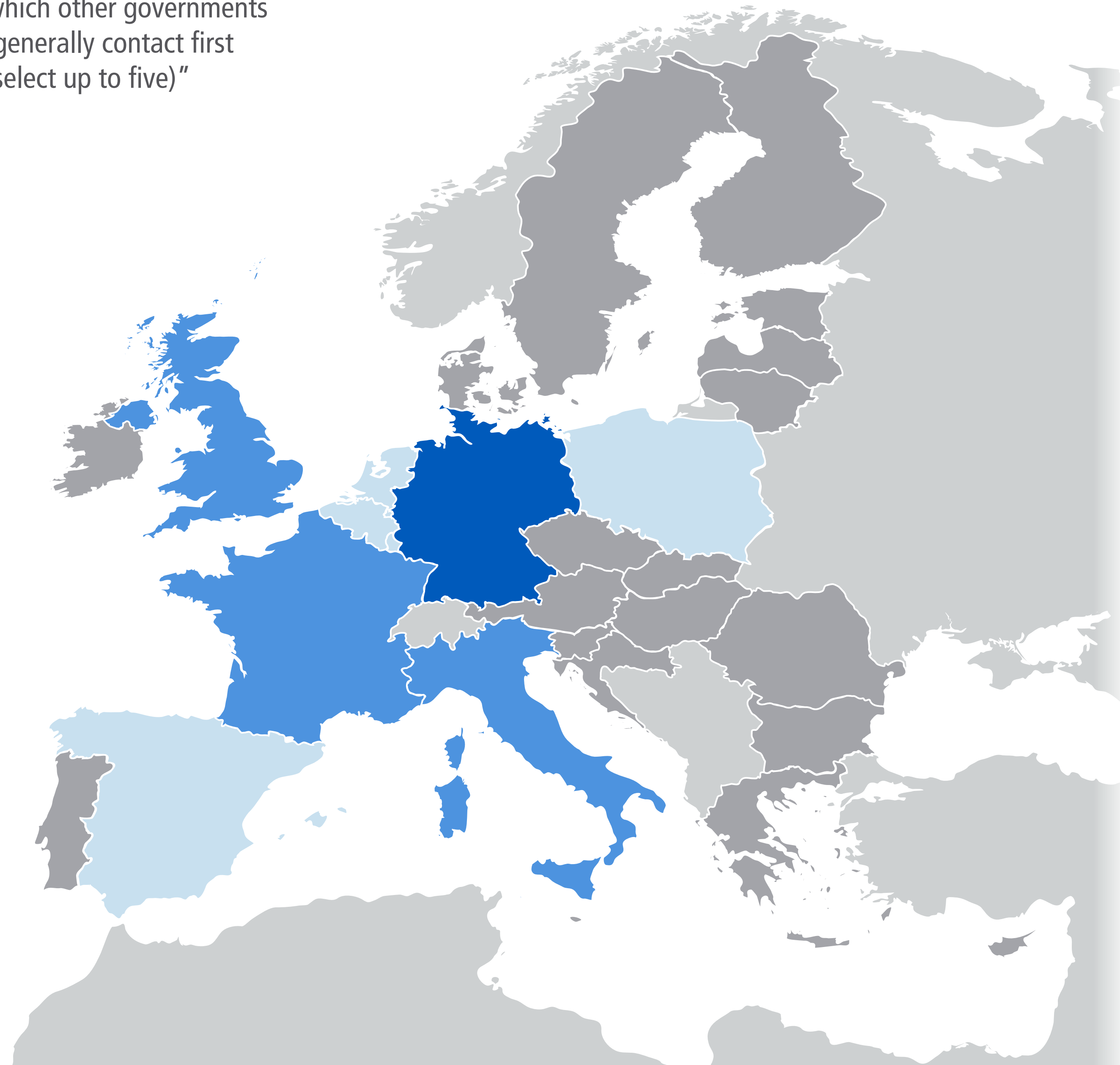
Preferences Overview

**Most Contacted**

Shared Interests

Most Responsive

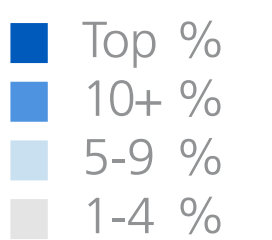
Most Disappointing



Of 432 votes by 129 respondents, Germany received the most: 99

Share of votes for group	Group
75%	Big 6
70%	Founding 6
36%	Southern 7
22%	Affluent 7
6%	Visegrád 4

Share of votes for country	Country
23%	Germany
19%	France
13%	UK
10%	Italy
7%	Netherlands
6%	Belgium
6%	Spain
5%	Luxembourg
5%	Poland
2%	Austria
2%	Sweden



Rounded results. 0% shares not shown.

# Most contacted Votes for Affluent Seven by Affluent Seven

Q1

“In your view or experience, which other governments would your own government generally contact first and/or most on EU matters? (select up to five)”

- EU
- Big Six ▶
- Founding Six ▶
- Affluent Seven ▶**
- Southern Seven ▶
- Visegrád Four ▶

- Austria
- Belgium
- Bulgaria
- Croatia
- Cyprus
- Czech Rep. ▶
- Denmark ▶
- Estonia
- Finland ▶
- France ▶
- Germany ▶
- Greece
- Hungary ▶
- Ireland
- Italy ▶
- Latvia
- Lithuania
- Luxembourg
- Malta
- Netherlands ▶
- Poland ▶
- Portugal ▶
- Romania
- Slovakia
- Slovenia
- Spain ▶
- Sweden
- UK ▶


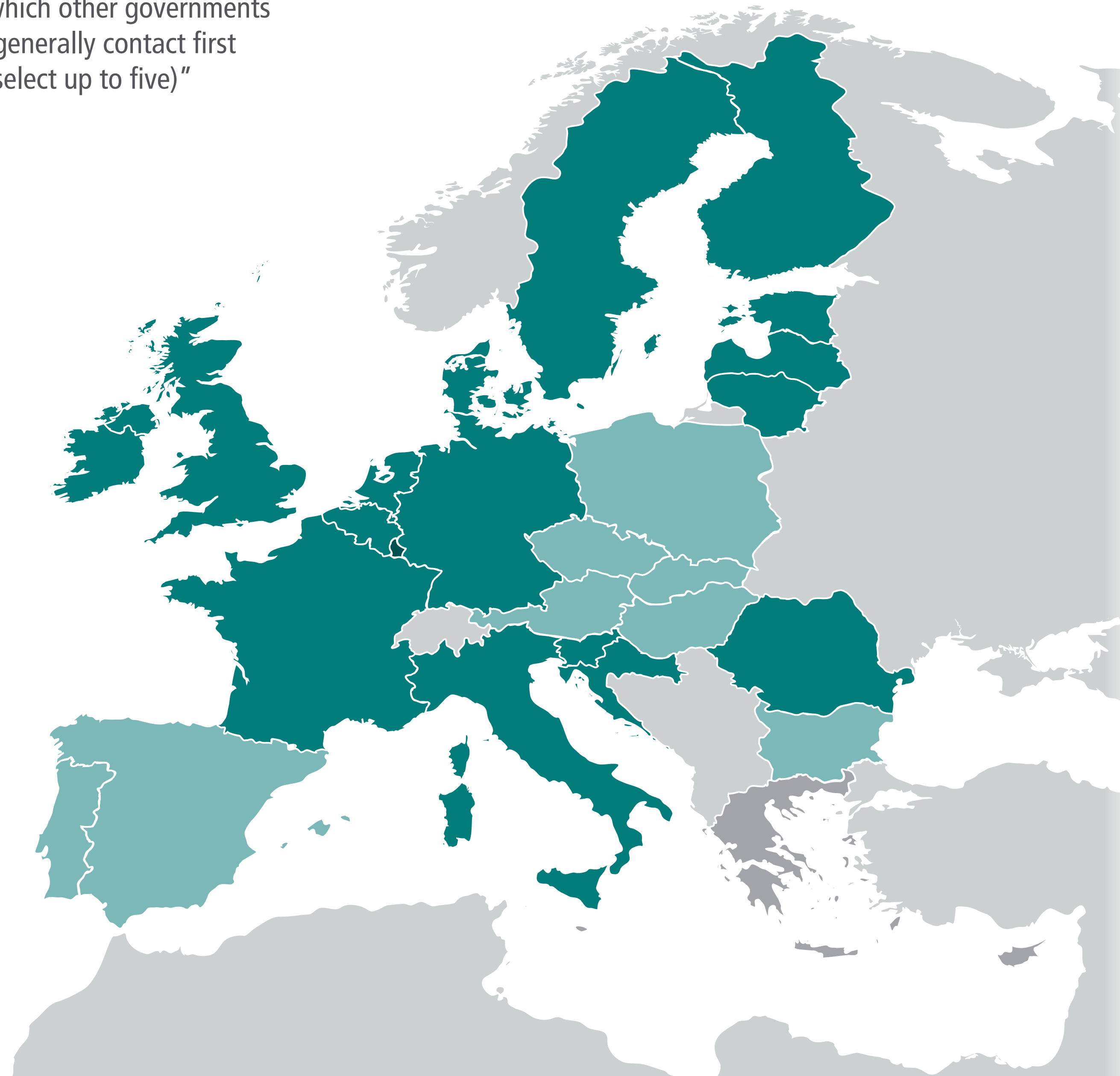
Preferences Overview

**Most Contacted**

Shared Interests

Most Responsive

Most Disappointing



Of 1352 votes by 394 respondents, Affluent 7 received 270 (20%)

Share of votes by group	Group
40%	Affluent 7
22%	Founding 6
13%	Big 6
9%	Southern 7
6%	Visegrád 4

Share of votes by country	Country
54%	Luxembourg
50%	Croatia
48%	Denmark
42%	Belgium
42%	Finland
39%	Sweden
38%	Estonia
34%	UK
33%	Ireland
31%	Lithuania
30%	Netherlands
24%	Germany
21%	Romania
21%	Slovenia
13%	France
12%	Italy
12%	Latvia
9%	Bulgaria
9%	Portugal
8%	Czech Rep.
7%	Poland
5%	Austria
5%	Hungary
5%	Slovakia
5%	Spain

■ Top %  
■ 10+ %  
■ 5-9 %  
■ 1-4 %

Rounded results. 0% shares not shown.



# Most contacted Votes for Affluent Seven by Affluent Seven

**Q1** "In your view or experience, which other governments would your own government generally contact first and/or most on EU matters? (select up to five)"

- EU
- Big Six ▶
- Founding Six ▶
- Affluent Seven ▶**
- Southern Seven ▶
- Visegrád Four ▶

- |              |               |
|--------------|---------------|
| Austria      | Italy ▶       |
| Belgium      | Latvia        |
| Bulgaria     | Lithuania     |
| Croatia      | Luxembourg    |
| Cyprus       | Malta         |
| Czech Rep. ▶ | Netherlands ▶ |
| Denmark ▶    | Poland ▶      |
| Estonia      | Portugal ▶    |
| Finland ▶    | Romania       |
| France ▶     | Slovakia      |
| Germany ▶    | Slovenia      |
| Greece       | Spain ▶       |
| Hungary ▶    | Sweden        |
| Ireland      | UK ▶          |


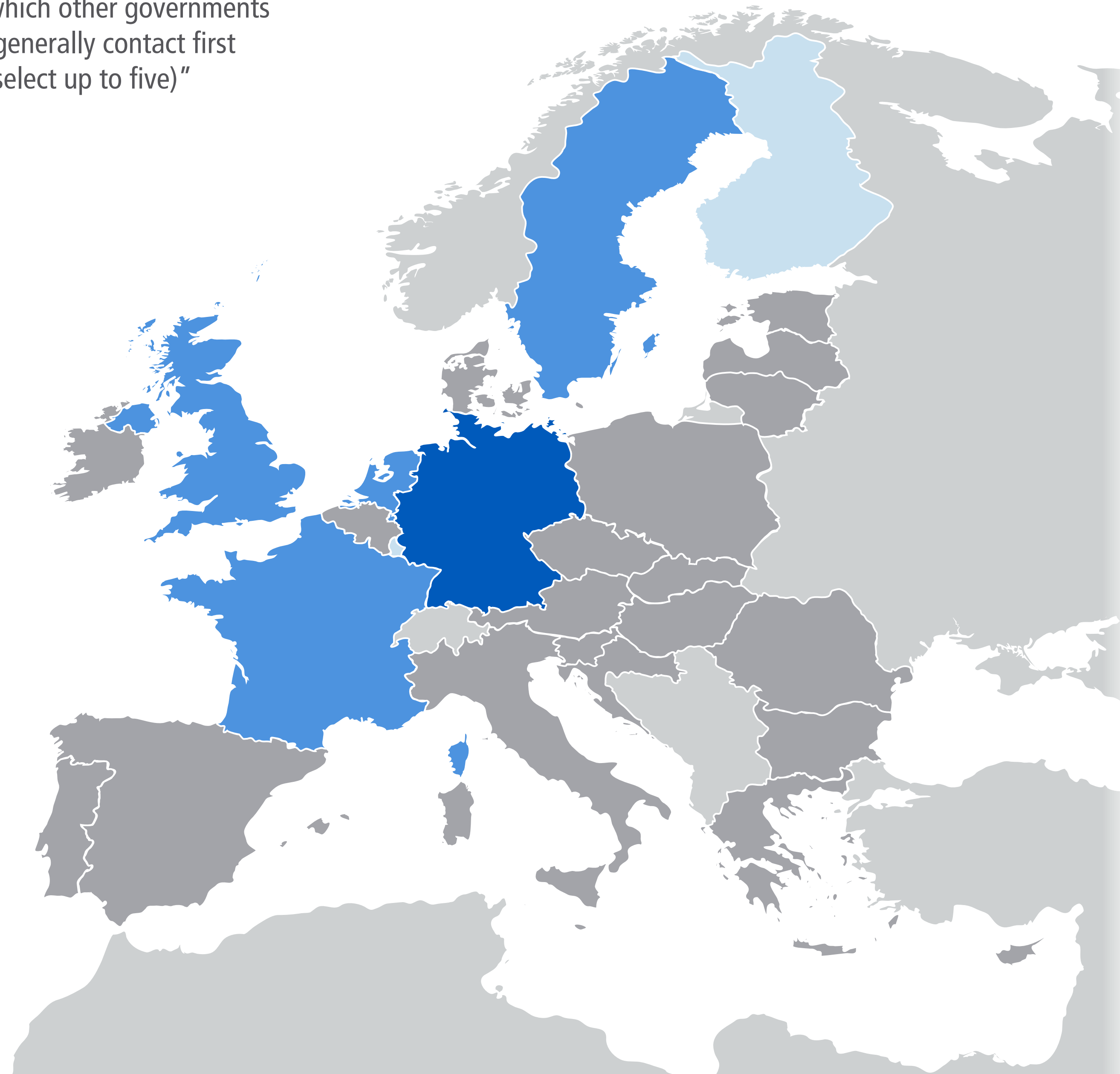
Preferences Overview

**Most Contacted**

Shared Interests

Most Responsive

Most Disappointing



Of 355 votes by 98 respondents, Germany received the most: 88

- 57% Founding 6
- 54% Big 6
- 40% Affluent 7
- 14% Southern 7
- 3% Visegrád 4

Share of votes for group

- 25% Germany
- 15% UK
- 13% Sweden
- 12% France
- 10% Netherlands
- 5% Finland
- 5% Luxembourg
- 4% Belgium
- 3% Denmark
- 2% Estonia
- 1% Austria
- 1% Czech Rep.
- 1% Hungary
- 1% Italy
- 1% Poland
- 1% Slovakia

Share of votes for country

- Top %
- 10+ %
- 5-9 %
- 1-4 %

Rounded results. 0% shares not shown.

# Most contacted Votes for Southern Seven by Southern Seven

Q1

“In your view or experience, which other governments would your own government generally contact first and/or most on EU matters? (select up to five)”

- EU
- Big Six ▶
- Founding Six ▶
- Affluent Seven ▶
- Southern Seven ▶**
- Visegrád Four ▶

- Austria
- Belgium
- Bulgaria
- Croatia
- Cyprus
- Czech Rep. ▶
- Denmark ▶
- Estonia
- Finland ▶
- France ▶
- Germany ▶
- Greece
- Hungary ▶
- Ireland
- Italy ▶
- Latvia
- Lithuania
- Luxembourg
- Malta
- Netherlands ▶
- Poland ▶
- Portugal ▶
- Romania
- Slovakia
- Slovenia
- Spain ▶
- Sweden
- UK ▶

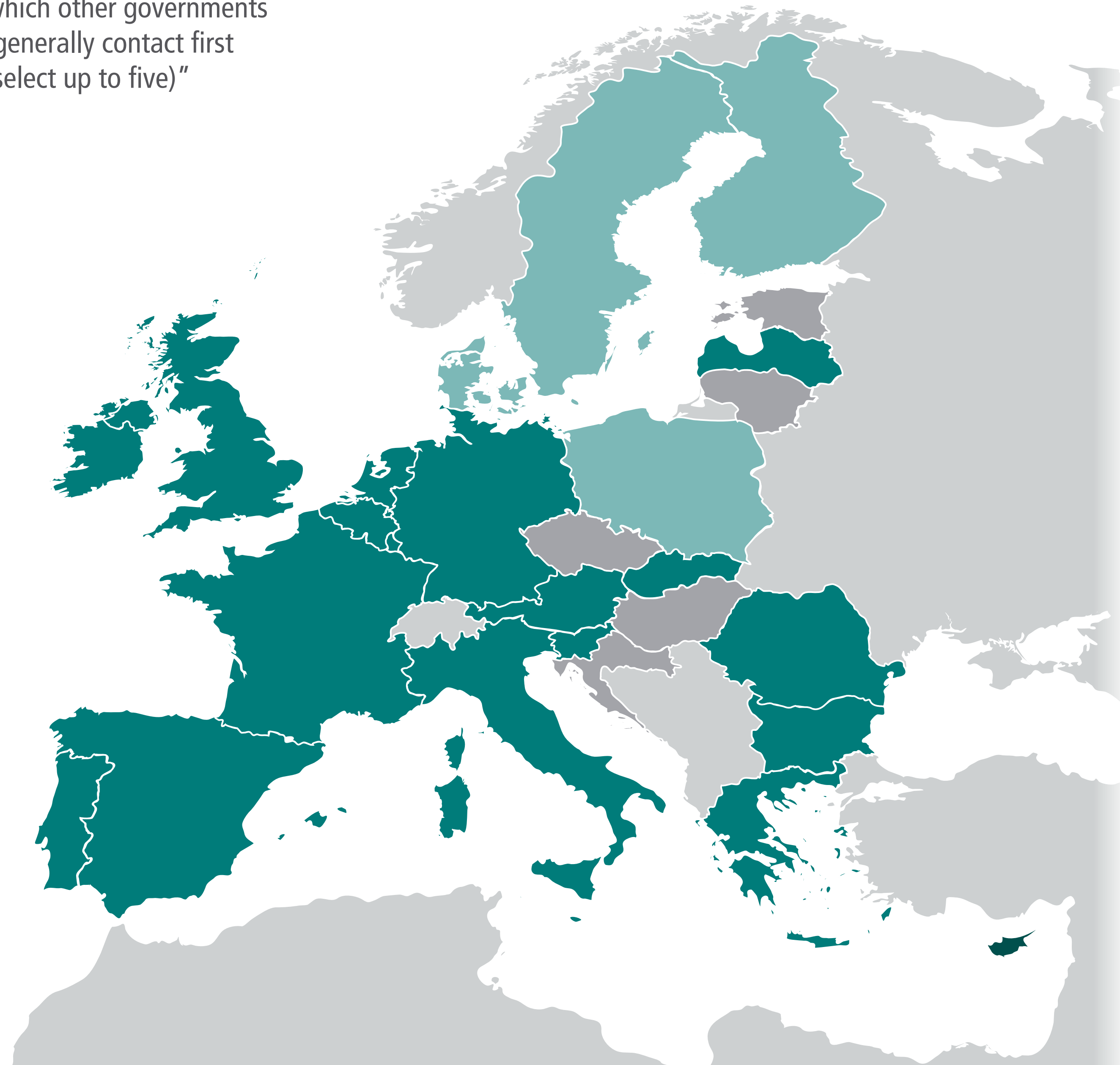
Preferences Overview

**Most Contacted**

Shared Interests

Most Responsive

Most Disappointing



Of 1352 votes by 394 respondents, Southern 7 received 337 (24.9%)

Group	Share of votes by group
Southern 7	47%
Big 6	36%
Founding 6	36%
Affluent 7	14%
Visegrád 4	3%

Country	Share of votes by country
Cyprus	100%
Greece	74%
Portugal	59%
Malta	56%
Spain	56%
Germany	54%
Italy	39%
Romania	36%
France	35%
Belgium	28%
UK	22%
Slovenia	21%
Austria	19%
Netherlands	19%
Bulgaria	18%
Ireland	17%
Luxembourg	15%
Latvia	12%
Slovakia	11%
Sweden	9%
Denmark	8%
Poland	7%
Finland	6%
Czech Rep.	1%

Legend for map:  
 ■ Top %  
 ■ 10+ %  
 ■ 5-9 %  
 ■ 1-4 %

Rounded results. 0% shares not shown.

# Most contacted Votes for Southern Seven by Southern Seven

Q1

“In your view or experience, which other governments would your own government generally contact first and/or most on EU matters? (select up to five)”

- EU
- Big Six ▶
- Founding Six ▶
- Affluent Seven ▶
- Southern Seven ▶**
- Visegrád Four ▶

- Austria
- Belgium
- Bulgaria
- Croatia
- Cyprus
- Czech Rep. ▶
- Denmark ▶
- Estonia
- Finland ▶
- France ▶
- Germany ▶
- Greece
- Hungary ▶
- Ireland
- Italy ▶
- Latvia
- Lithuania
- Luxembourg
- Malta
- Netherlands ▶
- Poland ▶
- Portugal ▶
- Romania
- Slovakia
- Slovenia
- Spain ▶
- Sweden
- UK ▶


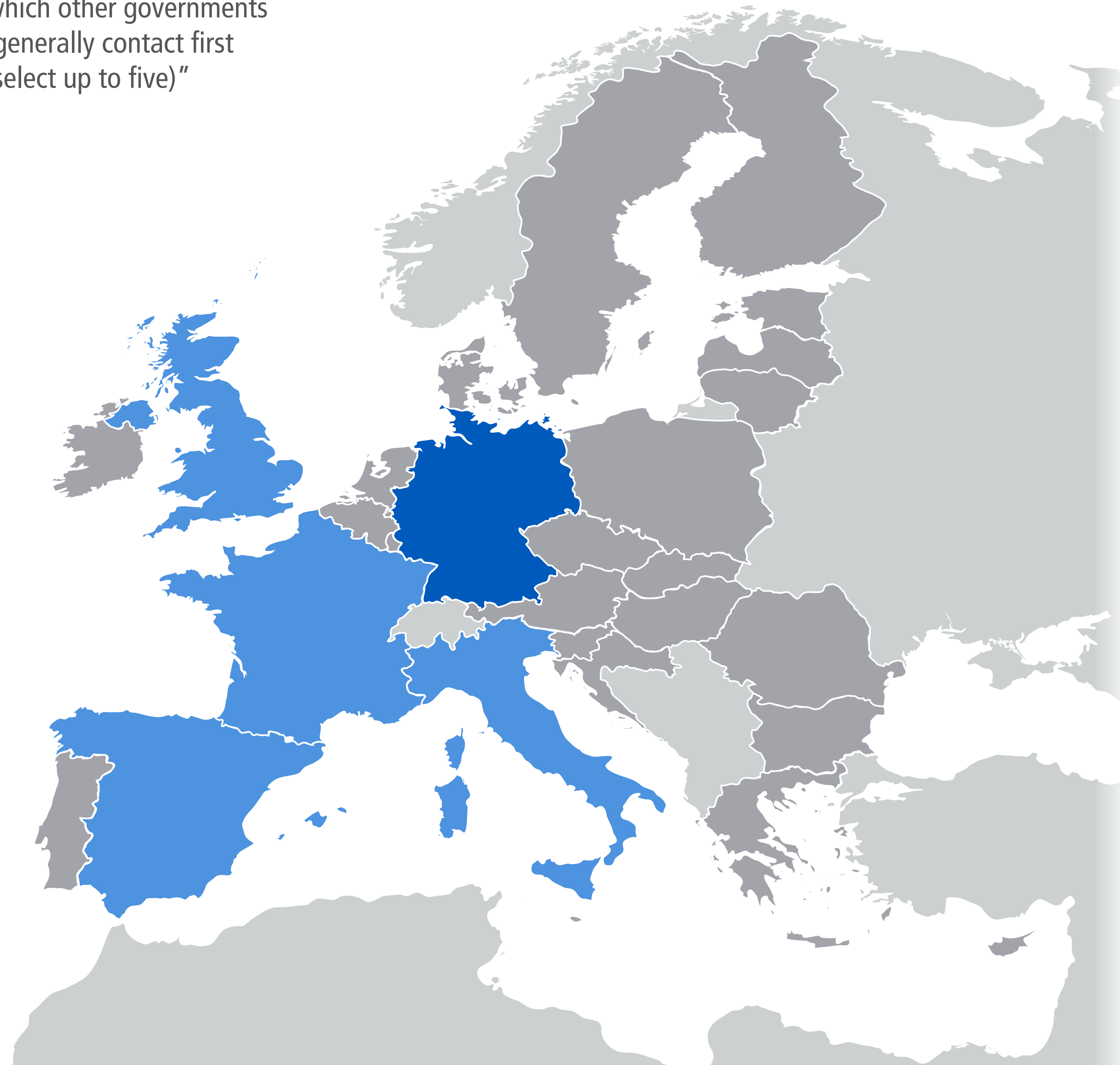
Preferences Overview

**Most Contacted**

Shared Interests

Most Responsive

Most Disappointing



Of 416 votes by 124 respondents, Germany received the most: 111

- 82% Big 6
- 65% Founding 6
- 47% Southern 7
- 9% Affluent 7
- 5% Visegrád 4

Share of votes for group

- 27% Germany
- 17% France
- 14% Italy
- 10% Spain
- 10% UK
- 4% Belgium
- 4% Poland
- 3% Portugal
- 2% Greece
- 2% Netherlands
- 1% Austria
- 1% Cyprus
- 1% Ireland
- 1% Luxembourg

Share of votes for country

- Top %
- 10+ %
- 5-9 %
- 1-4 %

Rounded results. 0% shares not shown.

# Most contacted Votes for Visegrád Four by Visegrád Four

Q1

“In your view or experience, which other governments would your own government generally contact first and/or most on EU matters? (select up to five)”

- EU
- Big Six ▶
- Founding Six ▶
- Affluent Seven ▶
- Southern Seven ▶
- Visegrád Four ▶**

- Austria
- Belgium
- Bulgaria
- Croatia
- Cyprus
- Czech Rep. ▶
- Denmark ▶
- Estonia
- Finland ▶
- France ▶
- Germany ▶
- Greece
- Hungary ▶
- Ireland
- Italy ▶
- Latvia
- Lithuania
- Luxembourg
- Malta
- Netherlands ▶
- Poland ▶
- Portugal ▶
- Romania
- Slovakia
- Slovenia
- Spain ▶
- Sweden
- UK ▶


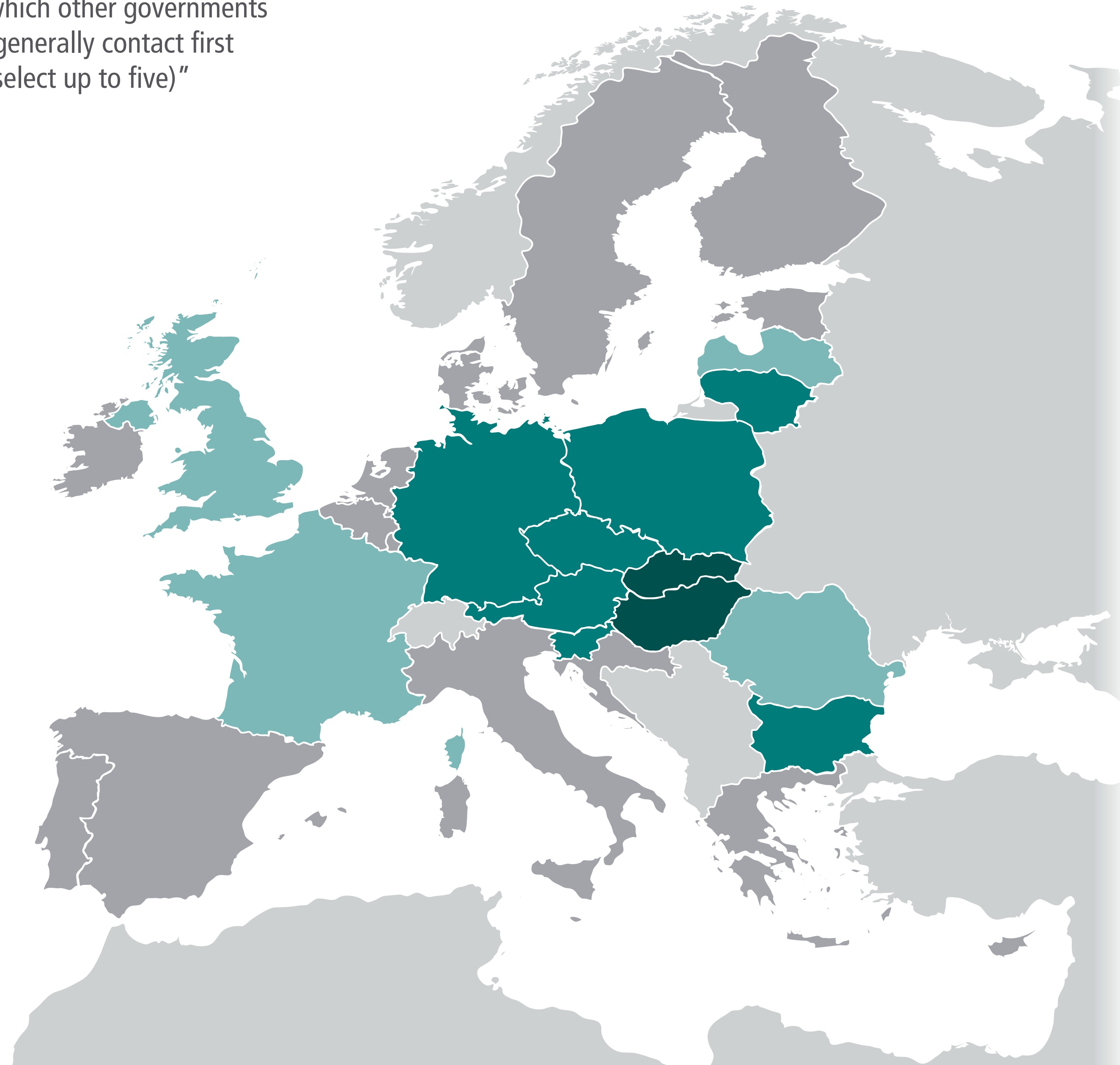
Preferences Overview

**Most Contacted**

Shared Interests

Most Responsive

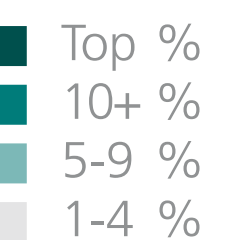
Most Disappointing



Of 1352 votes by 394 respondents, Visegrád 4 received 223 (16.5%)

56%	Visegrád 4	Share of votes by group
13%	Big 6	
6%	Founding 6	
5%	Southern 7	
3%	Affluent 7	

68%	Hungary	Share of votes by country
68%	Slovakia	
59%	Czech Rep.	
40%	Poland	
38%	Austria	
16%	Slovenia	
15%	Bulgaria	
13%	Germany	
10%	Lithuania	
8%	Romania	
7%	France	
7%	UK	
6%	Latvia	
4%	Italy	
4%	Portugal	
4%	Spain	
3%	Sweden	
2%	Netherlands	
1%	Denmark	



Rounded results. 0% shares not shown.

# Most contacted Votes for Visegrád Four by Visegrád Four

**Q1** "In your view or experience, which other governments would your own government generally contact first and/or most on EU matters? (select up to five)"

- EU
- Big Six ▶
- Founding Six ▶
- Affluent Seven ▶
- Southern Seven ▶
- Visegrád Four ▶**

- Austria
- Belgium
- Bulgaria
- Croatia
- Cyprus
- Czech Rep. ▶
- Denmark ▶
- Estonia
- Finland ▶
- France ▶
- Germany ▶
- Greece
- Hungary ▶
- Ireland
- Italy ▶
- Latvia
- Lithuania
- Luxembourg
- Malta
- Netherlands ▶
- Poland ▶
- Portugal ▶
- Romania
- Slovakia
- Slovenia
- Spain ▶
- Sweden
- UK ▶


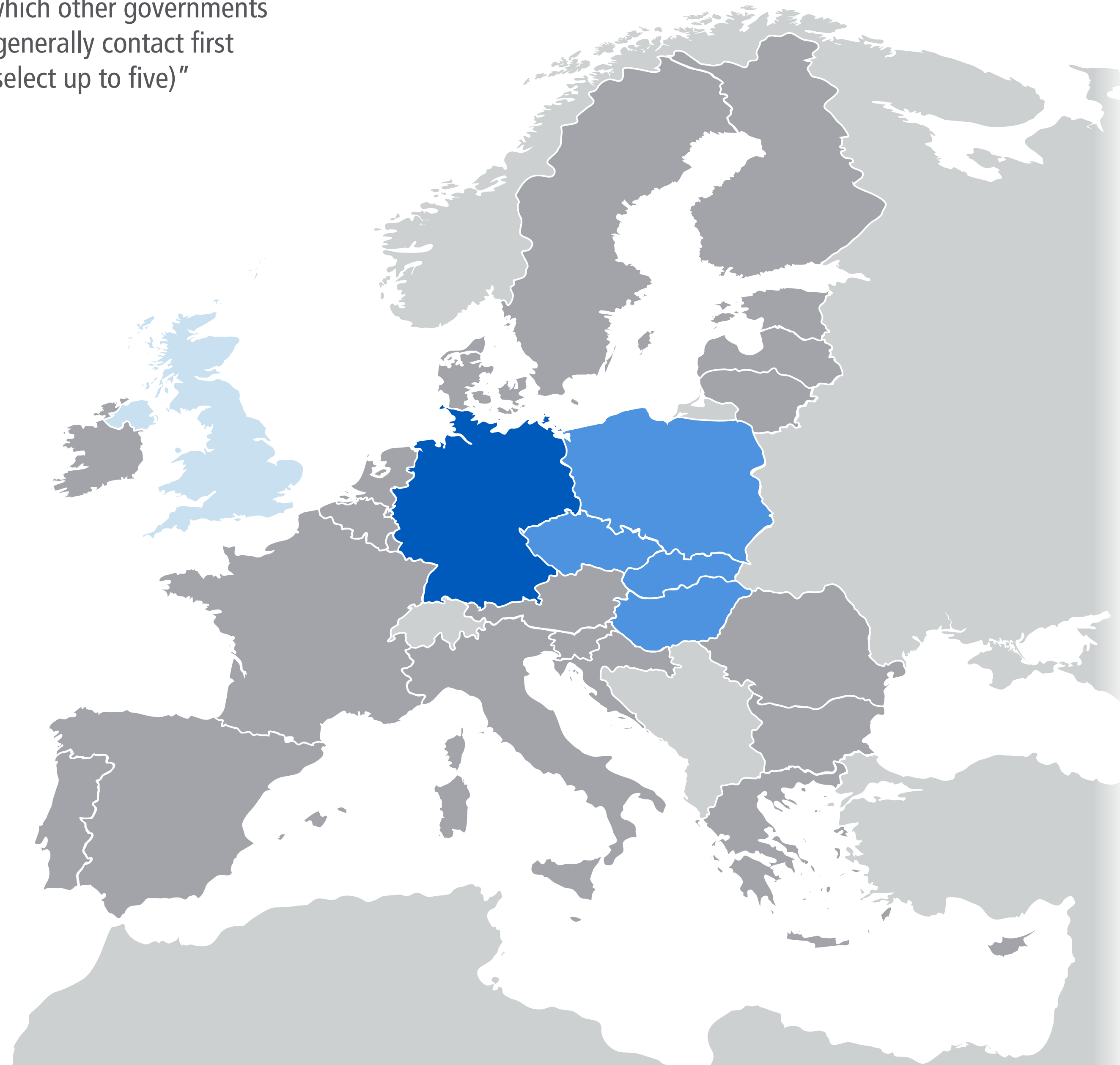
Preferences Overview

**Most Contacted**

Shared Interests

Most Responsive

Most Disappointing



Of 293 votes by 81 respondents, Germany received the most: 51

- 56% Visegrád 4
- 45% Big 6
- 21% Founding 6
- 6% Affluent 7
- 3% Southern 7

Share of votes for group

- 17% Germany
- 16% Poland
- 16% Slovakia
- 13% Czech Rep.
- 11% Hungary
- 8% UK
- 3% Austria
- 3% France
- 3% Romania
- 2% Lithuania
- 2% Sweden
- 1% Croatia
- 1% Estonia
- 1% Finland
- 1% Latvia
- 1% Spain

Share of votes for country

- Top %
- 10+ %
- 5-9 %
- 1-4 %

Rounded results. 0% shares not shown.

# Most contacted Votes for Austria

Q1

“In your view or experience, which other governments would your own government generally contact first and/or most on EU matters? (select up to five)”

- EU
- Big Six ▶
- Founding Six ▶
- Affluent Seven ▶
- Southern Seven ▶
- Visegrád Four ▶

- Austria**
- Belgium
- Bulgaria
- Croatia
- Cyprus
- Czech Rep. ▶
- Denmark ▶
- Estonia
- Finland ▶
- France ▶
- Germany ▶
- Greece
- Hungary ▶
- Ireland
- Italy ▶
- Latvia
- Lithuania
- Luxembourg
- Malta
- Netherlands ▶
- Poland ▶
- Portugal ▶
- Romania
- Slovakia
- Slovenia
- Spain ▶
- Sweden
- UK ▶


Preferences Overview

**Most Contacted**

Shared Interests

Most Responsive

Most Disappointing



Of 1352 votes by 394 respondents, Austria received 32 (2.4%)

- 3% Visegrád 4
- 2% Big 6
- 2% Founding 6
- 1% Affluent 7
- 1% Southern 7

Share of votes by group

- 50% Croatia
- 21% Slovenia
- 8% Germany
- 6% Bulgaria
- 6% Czech Rep.
- 5% Hungary
- 5% Romania
- 5% Slovakia
- 3% Italy
- 3% Sweden
- 2% Belgium
- 2% Finland

Share of votes by country

- Top %
- 10+ %
- 5-9 %
- 1-4 %

Rounded results. 0% shares not shown.



Austria



Design

Findings

Chapters

**Preferences**

Influence

Partners

Policies

ecfr.eu/eucoalitionexplorer

# Most contacted Votes for Belgium

Q1

“In your view or experience, which other governments would your own government generally contact first and/or most on EU matters? (select up to five)”

- EU
- Big Six ▶
- Founding Six ▶
- Affluent Seven ▶
- Southern Seven ▶
- Visegrád Four ▶

- Austria
- Belgium**
- Bulgaria
- Croatia
- Cyprus
- Czech Rep. ▶
- Denmark ▶
- Estonia
- Finland ▶
- France ▶
- Germany ▶
- Greece
- Hungary ▶
- Ireland
- Italy ▶
- Latvia
- Lithuania
- Luxembourg
- Malta
- Netherlands ▶
- Poland ▶
- Portugal ▶
- Romania
- Slovakia
- Slovenia
- Spain ▶
- Sweden
- UK ▶


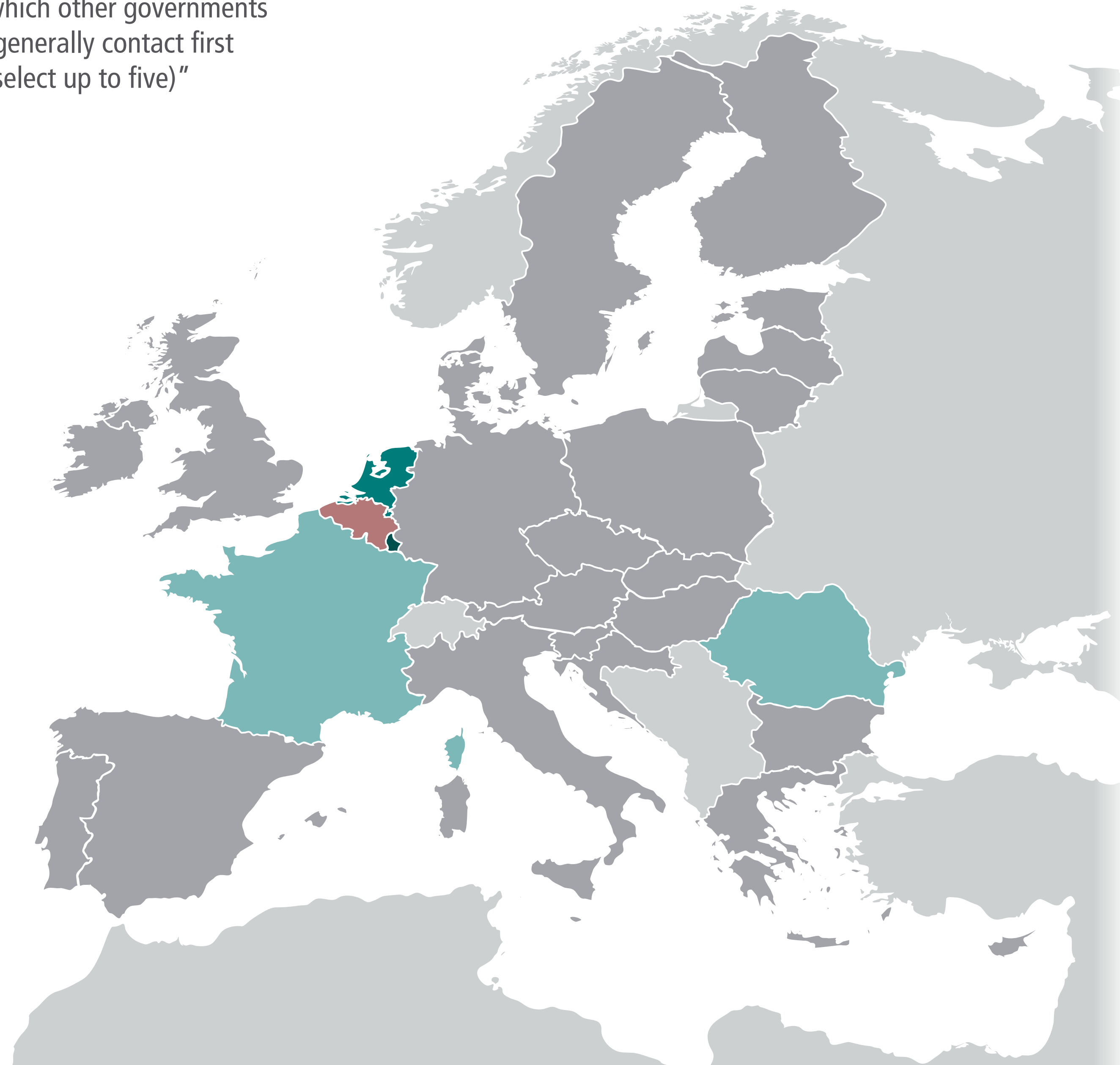
Preferences Overview

**Most Contacted**

Shared Interests

Most Responsive

Most Disappointing



Of 1352 votes by 394 respondents, Belgium received 37 (2.7%)

- 6% Founding 6
- 4% Affluent 7
- 4% Southern 7
- 3% Big 6

Share of votes by group

- 31% Luxembourg
- 14% Netherlands
- 9% France
- 8% Romania
- 4% Portugal
- 3% Germany
- 2% Italy
- 2% Spain
- 1% Poland

Share of votes by country

- Top %
- 10+ %
- 5-9 %
- 1-4 %

Rounded results. 0% shares not shown.

# Most contacted Votes for Bulgaria

Q1

“In your view or experience, which other governments would your own government generally contact first and/or most on EU matters? (select up to five)”

- EU
- Big Six ▶
- Founding Six ▶
- Affluent Seven ▶
- Southern Seven ▶
- Visegrád Four ▶

- Austria
- Belgium
- Bulgaria**
- Croatia
- Cyprus
- Czech Rep. ▶
- Denmark ▶
- Estonia
- Finland ▶
- France ▶
- Germany ▶
- Greece
- Hungary ▶
- Ireland
- Italy ▶
- Latvia
- Lithuania
- Luxembourg
- Malta
- Netherlands ▶
- Poland ▶
- Portugal ▶
- Romania
- Slovakia
- Slovenia
- Spain ▶
- Sweden
- UK ▶

Preferences Overview

**Most Contacted**

Shared Interests

Most Responsive

Most Disappointing



Of 1352 votes by 394 respondents, Bulgaria received 3 (0.2%)

Share of votes by group

- 3% Romania
- 2% Finland
- 1% Poland

Share of votes by country

- Top %
- 10+ %
- 5-9 %
- 1-4 %

Rounded results. 0% shares not shown.



# Most contacted Votes for Croatia

Q1

“In your view or experience, which other governments would your own government generally contact first and/or most on EU matters? (select up to five)”

- EU
- Big Six ▶
- Founding Six ▶
- Affluent Seven ▶
- Southern Seven ▶
- Visegrád Four ▶

- Austria
- Belgium
- Bulgaria
- Croatia**
- Cyprus
- Czech Rep. ▶
- Denmark ▶
- Estonia
- Finland ▶
- France ▶
- Germany ▶
- Greece
- Hungary ▶
- Ireland
- Italy ▶
- Latvia
- Lithuania
- Luxembourg
- Malta
- Netherlands ▶
- Poland ▶
- Portugal ▶
- Romania
- Slovakia
- Slovenia
- Spain ▶
- Sweden
- UK ▶

Preferences Overview

**Most Contacted**

Shared Interests

Most Responsive

Most Disappointing



Of 1352 votes by 394 respondents, Croatia received 5 (0.4%)

1% Visegrád 4  
Share of votes by group

11% Slovenia  
2% Hungary  
1% Poland  
Share of votes by country

■ Top %  
■ 10+ %  
■ 5-9 %  
■ 1-4 %

Rounded results. 0% shares not shown.



Croatia



Design

Findings

Chapters

**Preferences**

Influence

Partners

Policies

ecfr.eu/eucoalitionexplorer

# Most contacted Votes for Cyprus

Q1

“In your view or experience, which other governments would your own government generally contact first and/or most on EU matters? (select up to five)”

EU  
 Big Six ▶  
 Founding Six ▶

Affluent Seven ▶  
 Southern Seven ▶  
 Visegrád Four ▶

Austria  
 Belgium  
 Bulgaria  
 Croatia  
**Cyprus**  
 Czech Rep. ▶  
 Denmark ▶  
 Estonia  
 Finland ▶  
 France ▶  
 Germany ▶  
 Greece  
 Hungary ▶  
 Ireland

Italy ▶  
 Latvia  
 Lithuania  
 Luxembourg  
 Malta  
 Netherlands ▶  
 Poland ▶  
 Portugal ▶  
 Romania  
 Slovakia  
 Slovenia  
 Spain ▶  
 Sweden  
 UK ▶

Preferences Overview

**Most Contacted**

Shared Interests

Most Responsive

Most Disappointing



Of 1352 votes by 394 respondents, Cyprus received 4 (0.3%)

1% Southern 7  
 Share of votes by group

16% Greece  
 11% Malta  
 Share of votes by country

■ Top %  
 ■ 10+ %  
 ■ 5-9 %  
 ■ 1-4 %

Rounded results. 0% shares not shown.



Cyprus



Design

Findings

Chapters

**Preferences**

Influence

Partners

Policies

ecfr.eu/eucoalitionexplorer

# Most contacted Votes for Czech Rep. by Czech Rep.

Q1

“In your view or experience, which other governments would your own government generally contact first and/or most on EU matters? (select up to five)”

- EU
- Big Six ▶
- Founding Six ▶
- Affluent Seven ▶
- Southern Seven ▶
- Visegrád Four ▶

- Austria
- Belgium
- Bulgaria
- Croatia
- Cyprus
- Czech Rep. ▶**
- Denmark ▶
- Estonia
- Finland ▶
- France ▶
- Germany ▶
- Greece
- Hungary ▶
- Ireland
- Italy ▶
- Latvia
- Lithuania
- Luxembourg
- Malta
- Netherlands ▶
- Poland ▶
- Portugal ▶
- Romania
- Slovakia
- Slovenia
- Spain ▶
- Sweden
- UK ▶


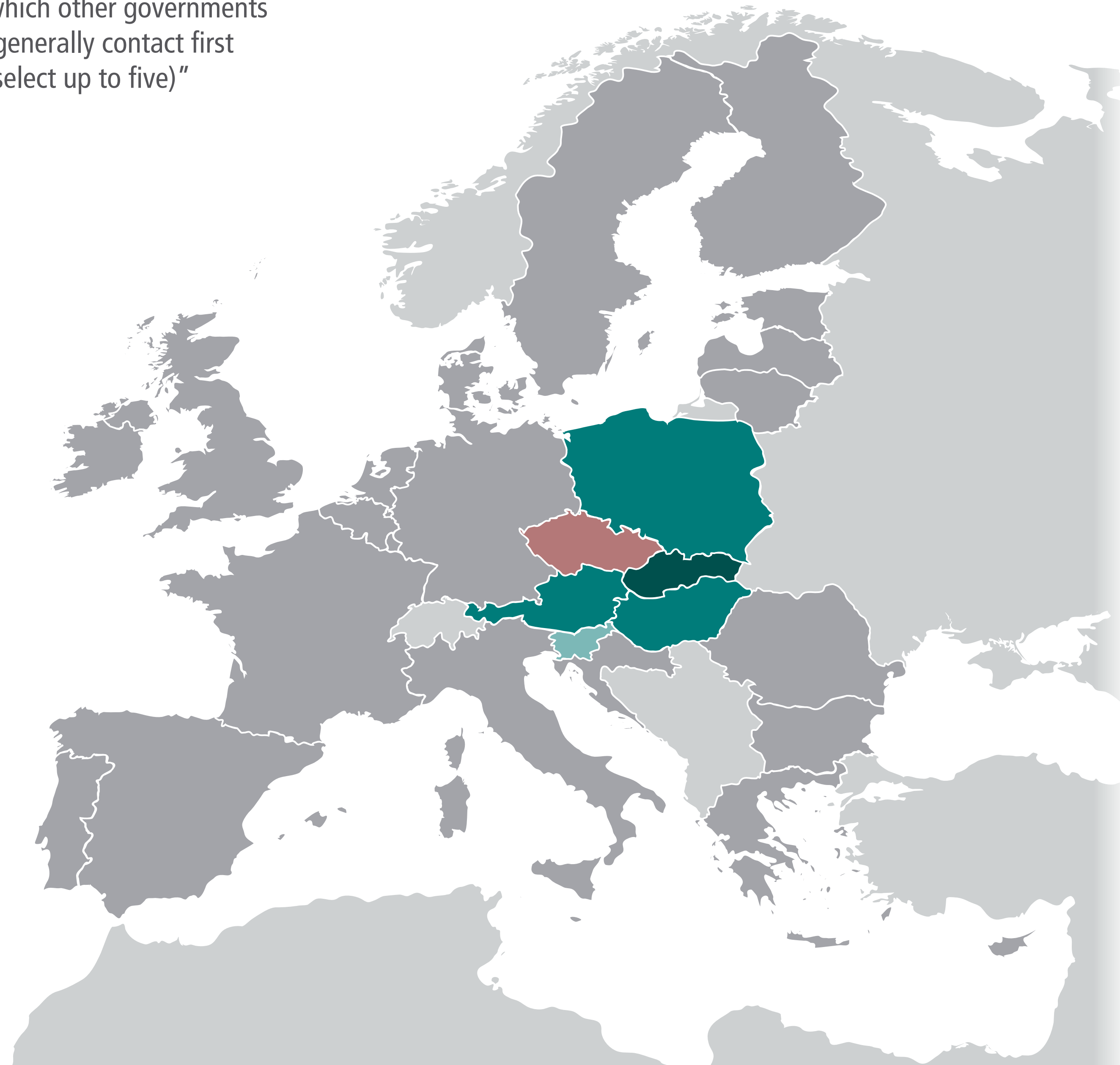
Preferences Overview

**Most Contacted**

Shared Interests

Most Responsive

Most Disappointing



Of 1352 votes by 394 respondents, Czech Rep. received 41 (3%)

13% Visegrád 4  
3% Big 6  
1% Affluent 7

Share of votes by group

26% Slovakia  
18% Hungary  
13% Poland  
10% Austria  
5% Slovenia  
3% Bulgaria

Share of votes by country

■ Top %  
■ 10+ %  
■ 5-9 %  
■ 1-4 %

Rounded results. 0% shares not shown.

# Most contacted Votes for Czech Rep. by Czech Rep.

Q1

“In your view or experience, which other governments would your own government generally contact first and/or most on EU matters? (select up to five)”

- EU
- Big Six ▶
- Founding Six ▶
- Affluent Seven ▶
- Southern Seven ▶
- Visegrád Four ▶

- Austria
- Belgium
- Bulgaria
- Croatia
- Cyprus
- Czech Rep. ▶**
- Denmark ▶
- Estonia
- Finland ▶
- France ▶
- Germany ▶
- Greece
- Hungary ▶
- Ireland
- Italy ▶
- Latvia
- Lithuania
- Luxembourg
- Malta
- Netherlands ▶
- Poland ▶
- Portugal ▶
- Romania
- Slovakia
- Slovenia
- Spain ▶
- Sweden
- UK ▶


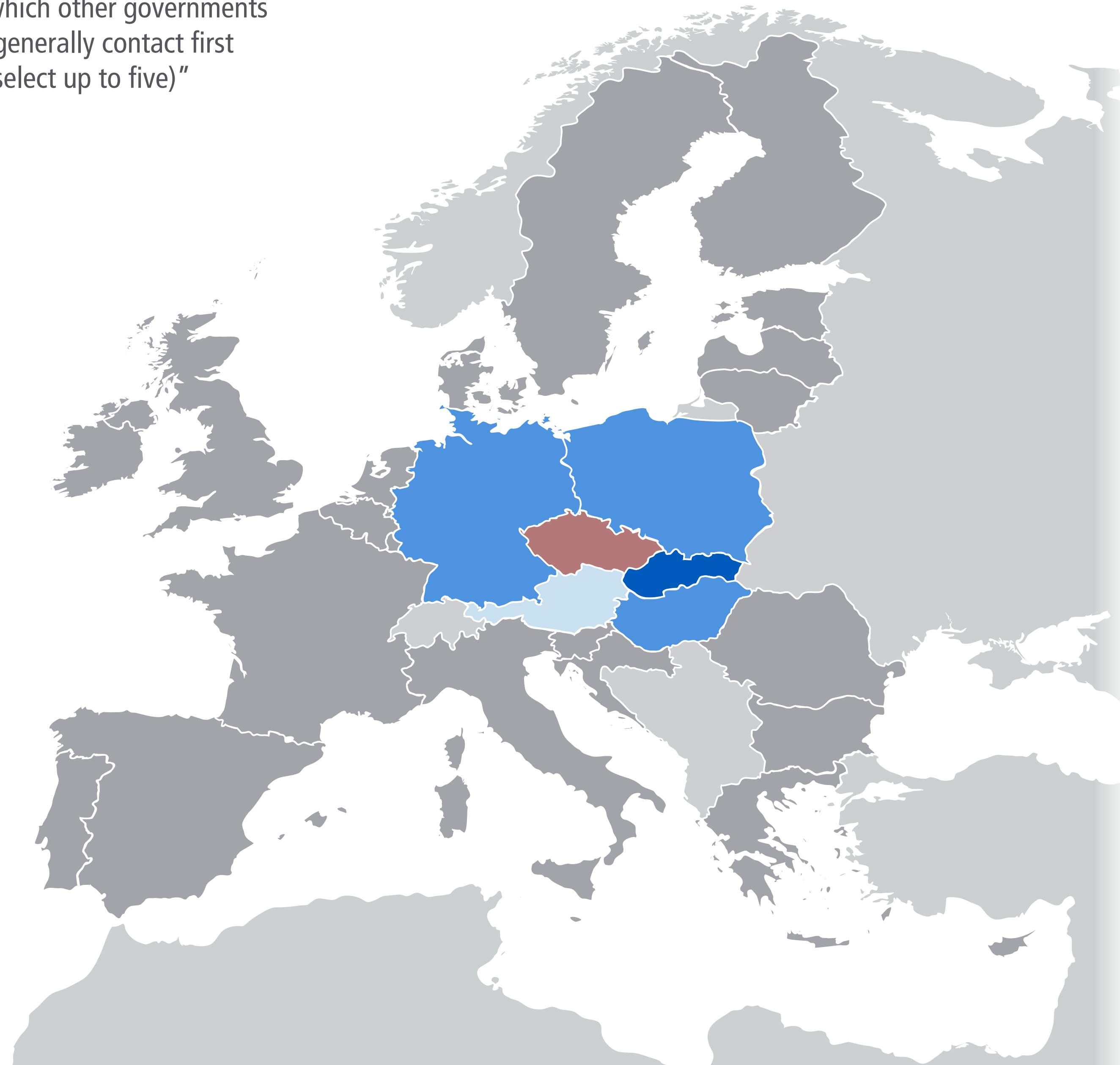
Preferences Overview

**Most Contacted**

Shared Interests

Most Responsive

Most Disappointing



Of 71 votes by 19 respondents, Slovakia received the most: 18

- 59% Visegrád 4
- 48% Big 6
- 25% Founding 6
- 8% Affluent 7
- 1% Southern 7

Share of votes for group

- 25% Slovakia
- 23% Germany
- 20% Poland
- 14% Hungary
- 6% Austria
- 4% UK
- 1% Estonia
- 1% Finland
- 1% France
- 1% Latvia
- 1% Lithuania
- 1% Netherlands

Share of votes for country

- Top %
- 10+ %
- 5-9 %
- 1-4 %

Rounded results. 0% shares not shown.

# Most contacted Votes for Denmark by Denmark

Q1

“In your view or experience, which other governments would your own government generally contact first and/or most on EU matters? (select up to five)”

- EU
- Big Six ▶
- Founding Six ▶
- Affluent Seven ▶
- Southern Seven ▶
- Visegrád Four ▶

- Austria
- Belgium
- Bulgaria
- Croatia
- Cyprus
- Czech Rep. ▶
- Denmark ▶**
- Estonia
- Finland ▶
- France ▶
- Germany ▶
- Greece
- Hungary ▶
- Ireland
- Italy ▶
- Latvia
- Lithuania
- Luxembourg
- Malta
- Netherlands ▶
- Poland ▶
- Portugal ▶
- Romania
- Slovakia
- Slovenia
- Spain ▶
- Sweden
- UK ▶


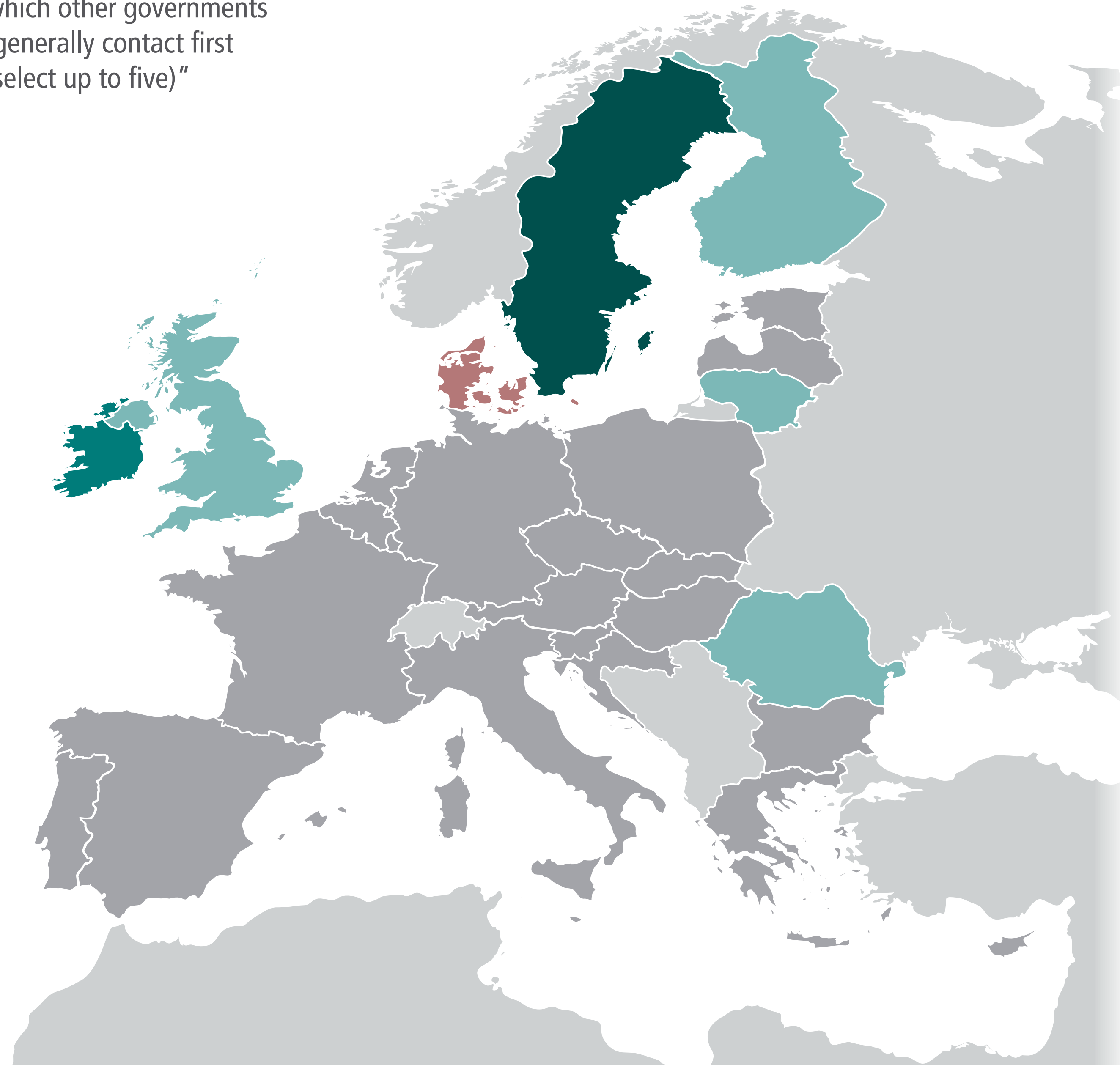
Preferences Overview

**Most Contacted**

Shared Interests

Most Responsive

Most Disappointing



Of 1352 votes by 394 respondents, Denmark received 21 (1.6%)

3% Affluent 7  
1% Big 6

Share of votes by group

18% Sweden  
11% Ireland  
7% Lithuania  
7% UK  
6% Finland  
5% Romania  
2% Netherlands  
1% France  
1% Spain

Share of votes by country

■ Top %  
■ 10+ %  
■ 5-9 %  
■ 1-4 %

Rounded results. 0% shares not shown.

# Most contacted Votes for Denmark by Denmark

Q1

“In your view or experience, which other governments would your own government generally contact first and/or most on EU matters? (select up to five)”

- EU
- Big Six ▶
- Founding Six ▶
- Affluent Seven ▶
- Southern Seven ▶
- Visegrád Four ▶

- Austria
- Belgium
- Bulgaria
- Croatia
- Cyprus
- Czech Rep. ▶
- Denmark ▶**
- Estonia
- Finland ▶
- France ▶
- Germany ▶
- Greece
- Hungary ▶
- Ireland
- Italy ▶
- Latvia
- Lithuania
- Luxembourg
- Malta
- Netherlands ▶
- Poland ▶
- Portugal ▶
- Romania
- Slovakia
- Slovenia
- Spain ▶
- Sweden
- UK ▶


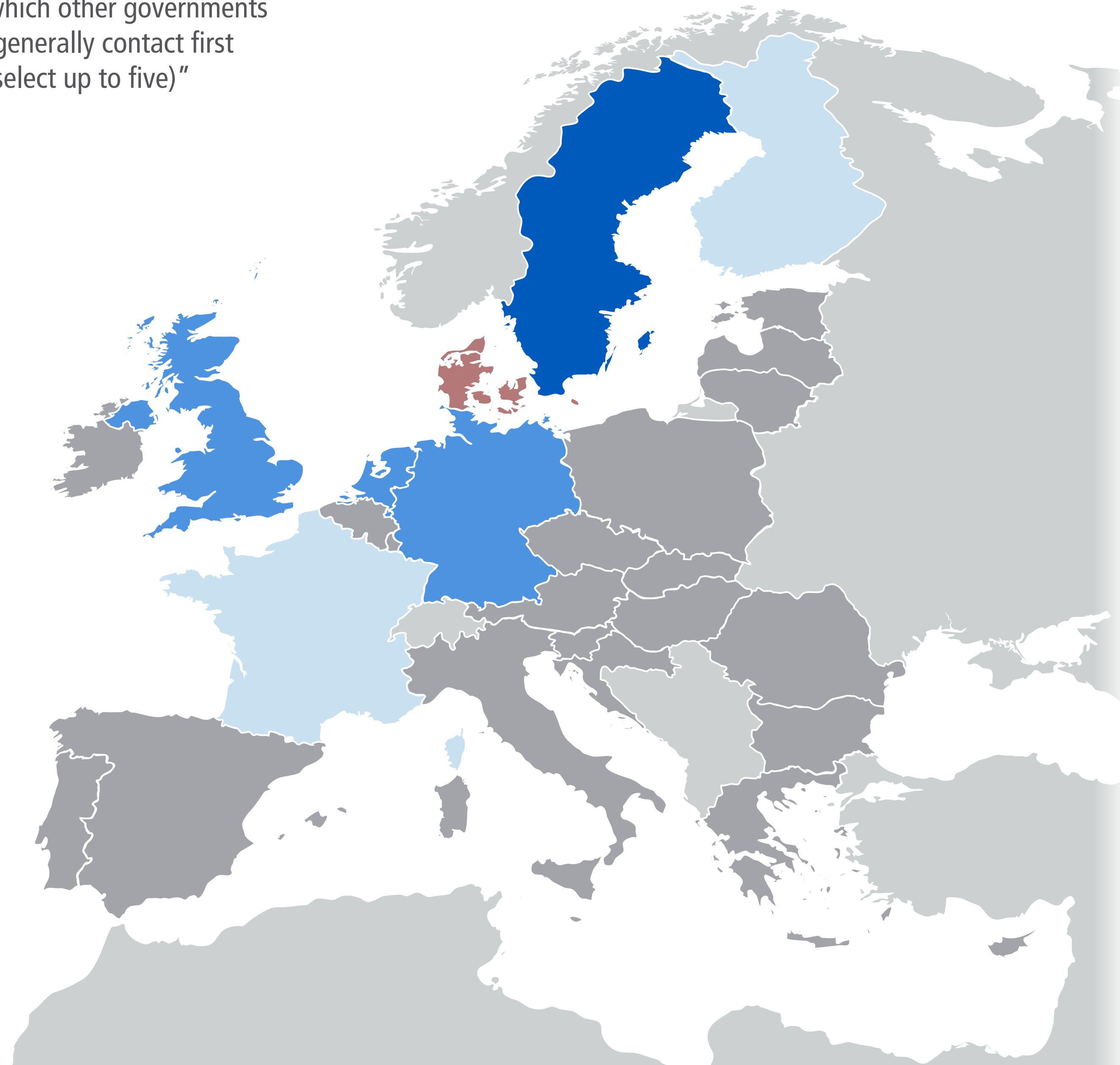
Preferences Overview

**Most Contacted**

Shared Interests

Most Responsive

Most Disappointing



Of 116 votes by 30 respondents, Sweden received the most: 27

- 50% Big 6
- 48% Affluent 7
- 46% Founding 6
- 8% Southern 7
- 1% Visegrád 4

Share of votes for group

- 23% Sweden
- 22% Germany
- 19% UK
- 15% Netherlands
- 9% Finland
- 8% France
- 1% Estonia
- 1% Ireland
- 1% Luxembourg
- 1% Poland

Share of votes for country

- Top %
- 10+ %
- 5-9 %
- 1-4 %

Rounded results. 0% shares not shown.

# Most contacted Votes for Estonia

Q1

“In your view or experience, which other governments would your own government generally contact first and/or most on EU matters? (select up to five)”

- EU
- Big Six ▶
- Founding Six ▶
- Affluent Seven ▶
- Southern Seven ▶
- Visegrád Four ▶

- Austria
- Belgium
- Bulgaria
- Croatia
- Cyprus
- Czech Rep. ▶
- Denmark ▶
- Estonia**
- Finland ▶
- France ▶
- Germany ▶
- Greece
- Hungary ▶
- Ireland
- Italy ▶
- Latvia
- Lithuania
- Luxembourg
- Malta
- Netherlands ▶
- Poland ▶
- Portugal ▶
- Romania
- Slovakia
- Slovenia
- Spain ▶
- Sweden
- UK ▶


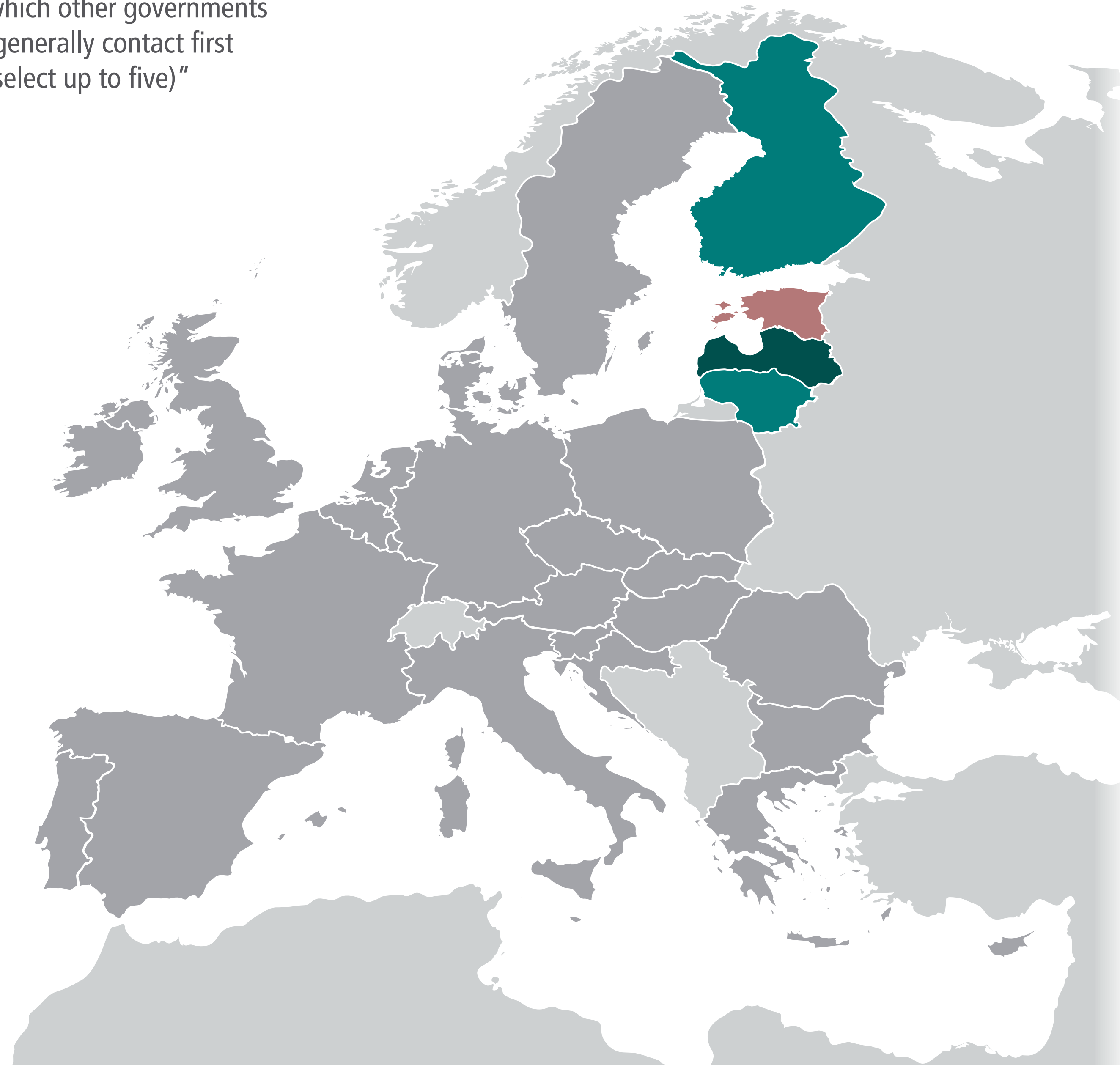
Preferences Overview

**Most Contacted**

Shared Interests

Most Responsive

Most Disappointing



Of 1352 votes by 394 respondents, Estonia received 22 (1.6%)

2% Affluent 7  
1% Big 6  
1% Visegrád 4

Share of votes by group

24% Latvia  
17% Lithuania  
12% Finland  
3% Poland  
3% Sweden  
1% Czech Rep.  
1% Denmark  
1% Italy

Share of votes by country

■ Top %  
■ 10+ %  
■ 5-9 %  
■ 1-4 %

Rounded results. 0% shares not shown.



Estonia



Design

Findings

Chapters

**Preferences**

Influence

Partners

Policies

ecfr.eu/eucoalitionexplorer

# Most contacted Votes for Finland by Finland

Q1

“In your view or experience, which other governments would your own government generally contact first and/or most on EU matters? (select up to five)”

- EU
- Big Six ▶
- Founding Six ▶
- Affluent Seven ▶
- Southern Seven ▶
- Visegrád Four ▶

- Austria
- Belgium
- Bulgaria
- Croatia
- Cyprus
- Czech Rep. ▶
- Denmark ▶
- Estonia
- Finland ▶**
- France ▶
- Germany ▶
- Greece
- Hungary ▶
- Ireland
- Italy ▶
- Latvia
- Lithuania
- Luxembourg
- Malta
- Netherlands ▶
- Poland ▶
- Portugal ▶
- Romania
- Slovakia
- Slovenia
- Spain ▶
- Sweden
- UK ▶

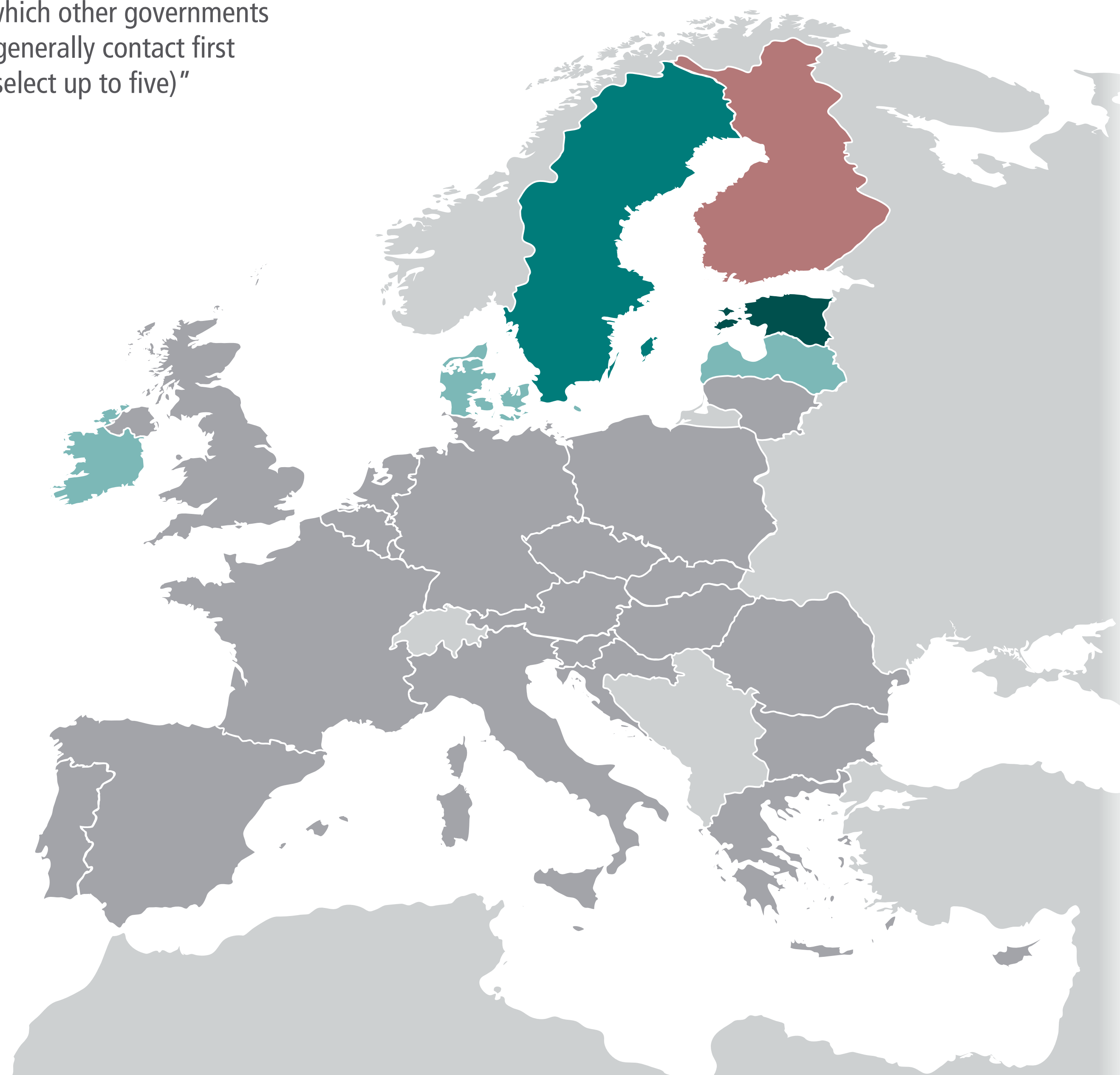
Preferences Overview

**Most Contacted**

Shared Interests

Most Responsive

Most Disappointing



Of 1352 votes by 394 respondents, Finland received 25 (1.8%)

5% Affluent 7  
1% Visegrád 4  
Share of votes by group

25% Estonia  
18% Sweden  
9% Denmark  
6% Ireland  
6% Latvia  
3% Lithuania  
1% Czech Rep.  
1% Poland  
1% Portugal  
Share of votes by country

■ Top %  
■ 10+ %  
■ 5-9 %  
■ 1-4 %

Rounded results. 0% shares not shown.



Finland



Design

Findings

Chapters

**Preferences**

Influence

Partners

Policies

ecfr.eu/eucoalitionexplorer



# Most contacted Votes for Finland by Finland

Q1

“In your view or experience, which other governments would your own government generally contact first and/or most on EU matters? (select up to five)”

- EU
- Big Six ▶
- Founding Six ▶
- Affluent Seven ▶
- Southern Seven ▶
- Visegrád Four ▶

- Austria
- Belgium
- Bulgaria
- Croatia
- Cyprus
- Czech Rep. ▶
- Denmark ▶
- Estonia
- Finland ▶**
- France ▶
- Germany ▶
- Greece
- Hungary ▶
- Ireland
- Italy ▶
- Latvia
- Lithuania
- Luxembourg
- Malta
- Netherlands ▶
- Poland ▶
- Portugal ▶
- Romania
- Slovakia
- Slovenia
- Spain ▶
- Sweden
- UK ▶

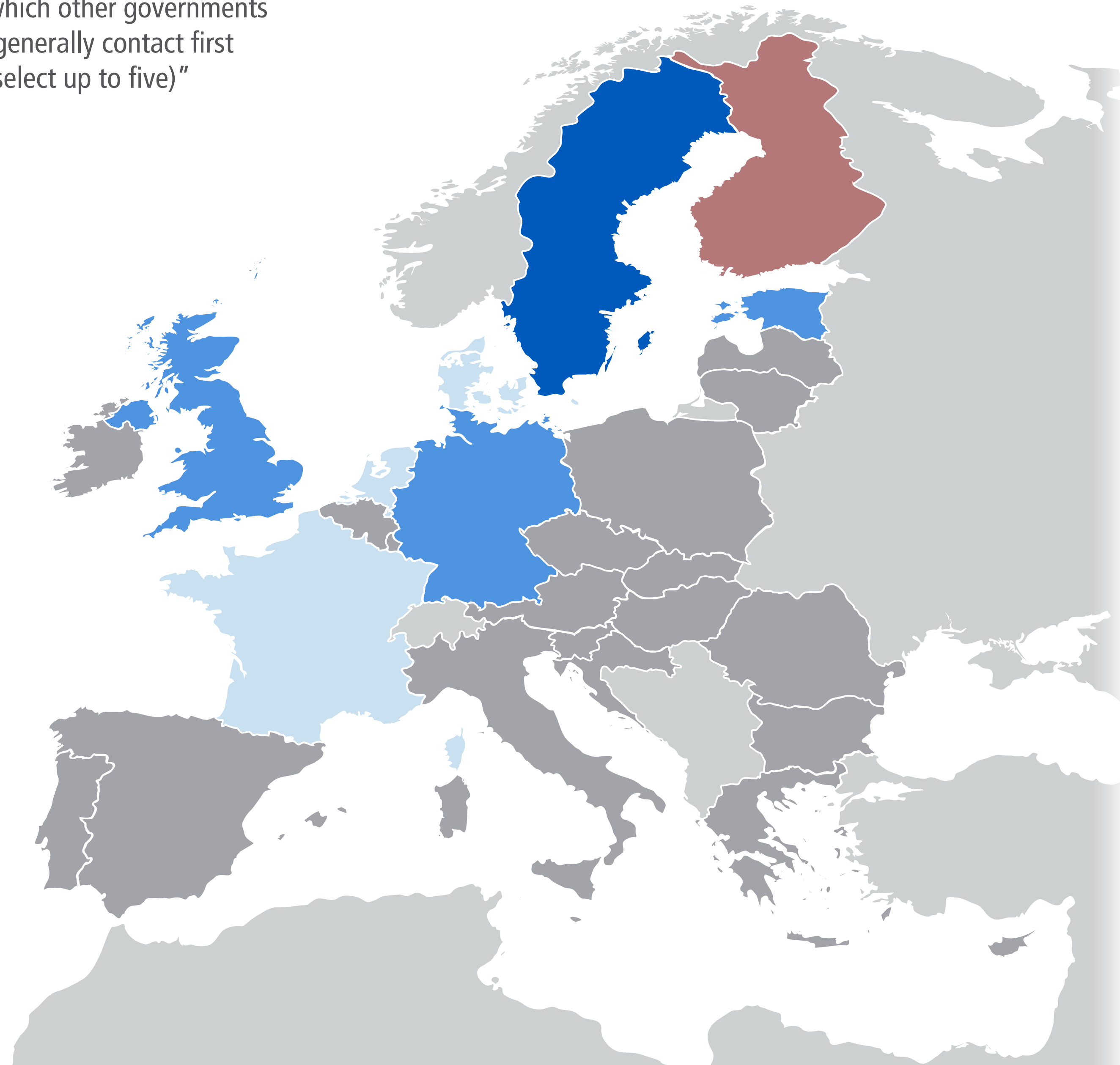
Preferences Overview

**Most Contacted**

Shared Interests

Most Responsive

Most Disappointing



Of 52 votes by 16 respondents, Sweden received the most: 15

- 44% Big 6
- 42% Affluent 7
- 35% Founding 6
- 6% Southern 7

Share of votes for group

- 29% Sweden
- 23% Germany
- 15% UK
- 12% Estonia
- 6% Denmark
- 6% France
- 6% Netherlands
- 2% Austria
- 2% Bulgaria

Share of votes for country

- Top %
- 10+ %
- 5-9 %
- 1-4 %

Rounded results. 0% shares not shown.

# Most contacted Votes for France by France

Q1

“In your view or experience, which other governments would your own government generally contact first and/or most on EU matters? (select up to five)”

- EU
- Big Six ▶
- Founding Six ▶
- Affluent Seven ▶
- Southern Seven ▶
- Visegrád Four ▶

- Austria
- Belgium
- Bulgaria
- Croatia
- Cyprus
- Czech Rep. ▶
- Denmark ▶
- Estonia
- Finland ▶
- France ▶**
- Germany ▶
- Greece
- Hungary ▶
- Ireland
- Italy ▶
- Latvia
- Lithuania
- Luxembourg
- Malta
- Netherlands ▶
- Poland ▶
- Portugal ▶
- Romania
- Slovakia
- Slovenia
- Spain ▶
- Sweden
- UK ▶


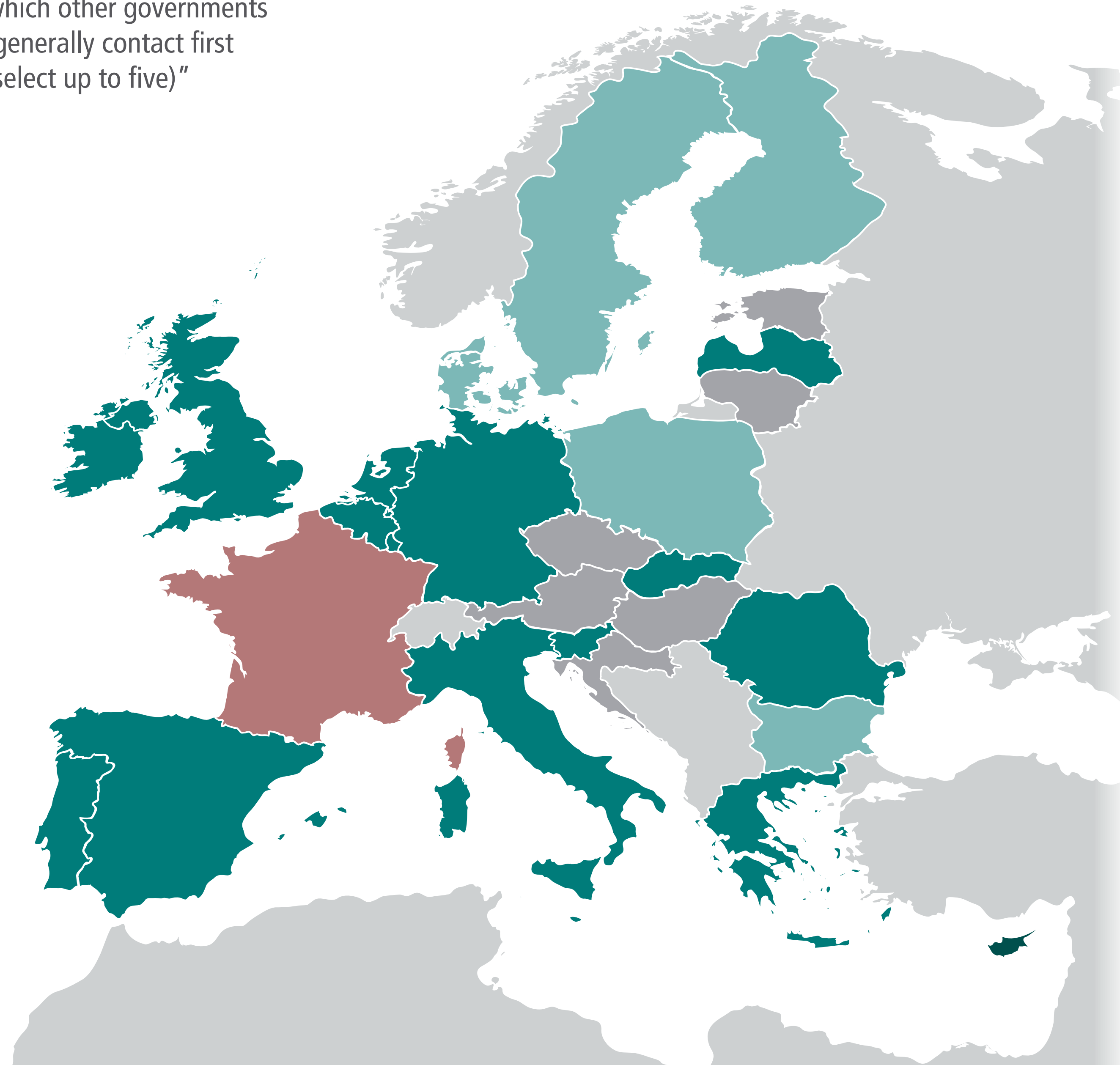
Preferences Overview

**Most Contacted**

Shared Interests

Most Responsive

Most Disappointing



Of 1352 votes by 394 respondents, France received 175 (12.9%)

- 19% Founding 6
- 17% Southern 7
- 16% Big 6
- 12% Affluent 7
- 3% Visegrád 4

Share of votes by group

- 50% Cyprus
- 35% Germany
- 26% Belgium
- 26% Greece
- 26% Italy
- 26% Spain
- 23% Romania
- 20% Portugal
- 19% Netherlands
- 17% Ireland
- 17% UK
- 15% Luxembourg
- 12% Latvia
- 11% Malta
- 11% Slovakia
- 11% Slovenia
- 9% Sweden
- 8% Denmark
- 6% Bulgaria
- 6% Finland
- 5% Poland
- 1% Czech Rep.

Share of votes by country

- Top %
- 10+ %
- 5-9 %
- 1-4 %

Rounded results. 0% shares not shown.

# Most contacted Votes for France by France

**Q1** "In your view or experience, which other governments would your own government generally contact first and/or most on EU matters? (select up to five)"

- EU
- Big Six ▶
- Founding Six ▶
- Affluent Seven ▶
- Southern Seven ▶
- Visegrád Four ▶

- Austria
- Belgium
- Bulgaria
- Croatia
- Cyprus
- Czech Rep. ▶
- Denmark ▶
- Estonia
- Finland ▶
- France ▶**
- Germany ▶
- Greece
- Hungary ▶
- Ireland
- Italy ▶
- Latvia
- Lithuania
- Luxembourg
- Malta
- Netherlands ▶
- Poland ▶
- Portugal ▶
- Romania
- Slovakia
- Slovenia
- Spain ▶
- Sweden
- UK ▶


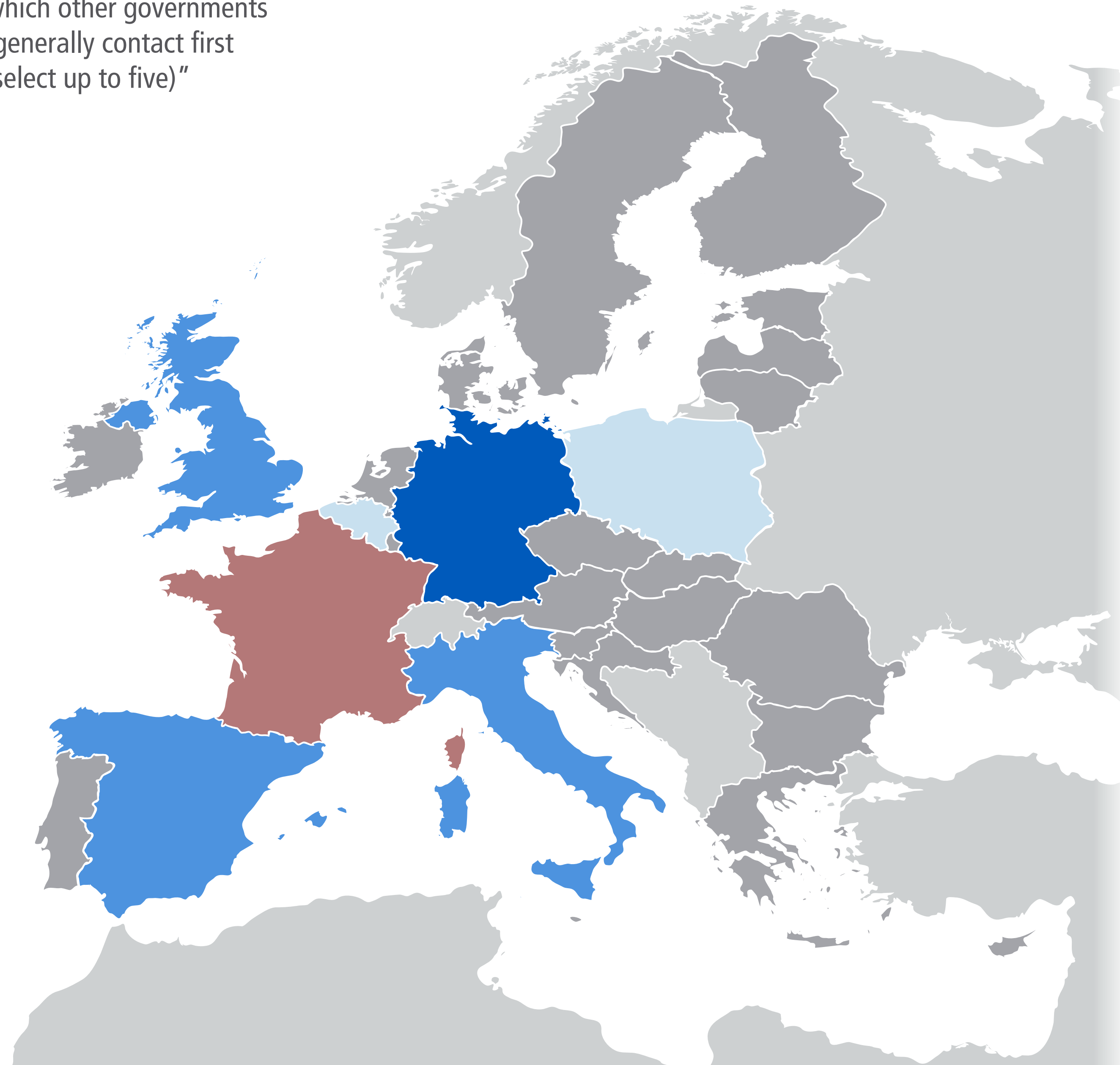
Preferences Overview

**Most Contacted**

Shared Interests

Most Responsive

Most Disappointing



Of 127 votes by 36 respondents, Germany received the most: 35

- 85% Big 6
- 63% Founding 6
- 35% Southern 7
- 13% Affluent 7
- 7% Visegrád 4

Share of votes for group

- 28% Germany
- 23% Italy
- 17% UK
- 12% Spain
- 9% Belgium
- 6% Poland
- 2% Luxembourg
- 2% Netherlands
- 1% Denmark
- 1% Greece
- 1% Hungary

Share of votes for country

- Top %
- 10+ %
- 5-9 %
- 1-4 %

Rounded results. 0% shares not shown.

# Most contacted Votes for Germany by Germany

Q1

“In your view or experience, which other governments would your own government generally contact first and/or most on EU matters? (select up to five)”

- EU
- Big Six ▶
- Founding Six ▶
- Affluent Seven ▶
- Southern Seven ▶
- Visegrád Four ▶

- Austria
- Belgium
- Bulgaria
- Croatia
- Cyprus
- Czech Rep. ▶
- Denmark ▶
- Estonia
- Finland ▶
- France ▶
- Germany ▶**
- Greece
- Hungary ▶
- Ireland
- Italy ▶
- Latvia
- Lithuania
- Luxembourg
- Malta
- Netherlands ▶
- Poland ▶
- Portugal ▶
- Romania
- Slovakia
- Slovenia
- Spain ▶
- Sweden
- UK ▶


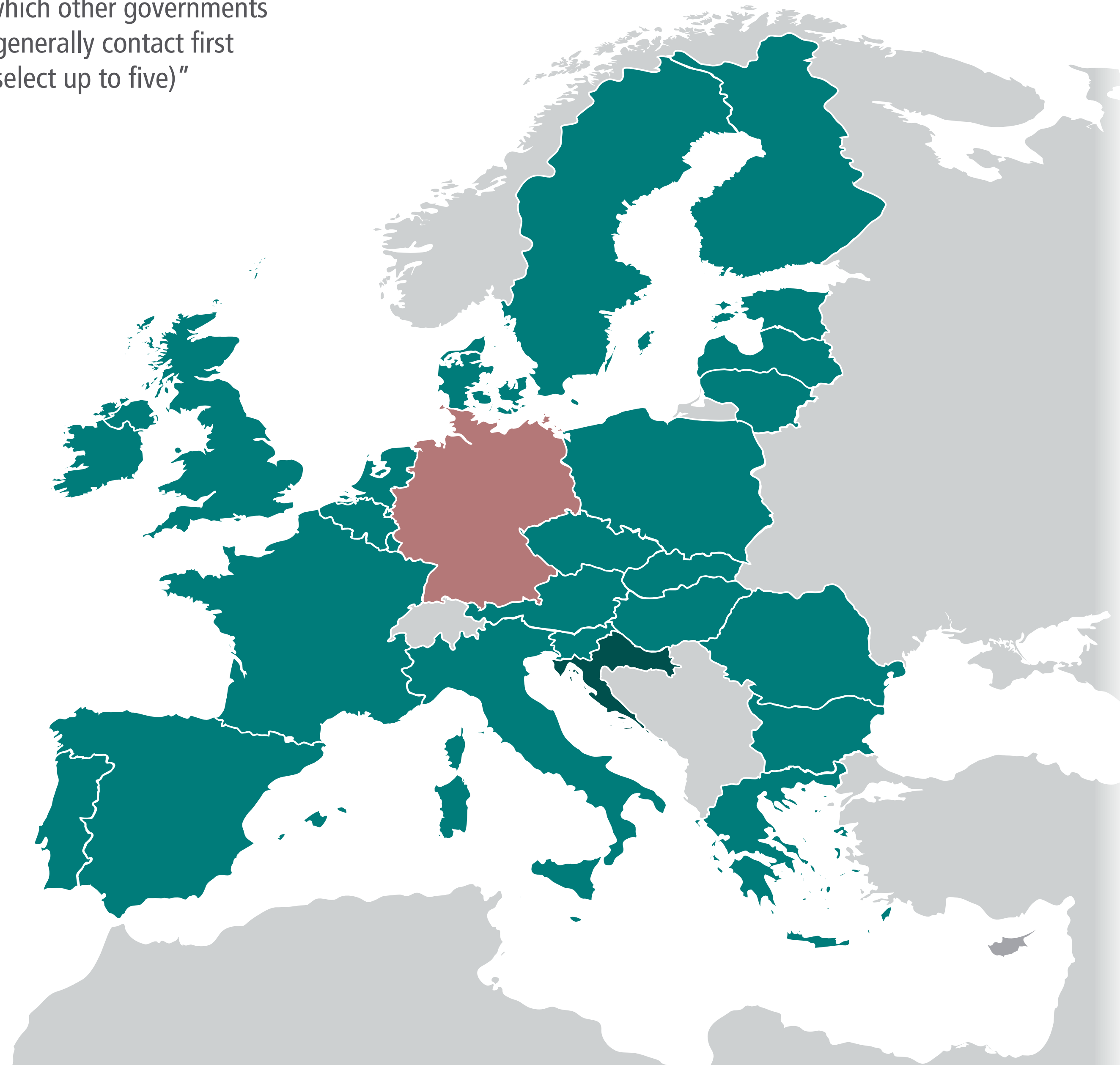
Preferences Overview

**Most Contacted**

Shared Interests

Most Responsive

Most Disappointing



Of 1352 votes by 394 respondents, Germany received 302 (22.3%)

Share of votes by group	Group
27%	Southern 7
25%	Affluent 7
23%	Founding 6
22%	Big 6
17%	Visegrád 4

Share of votes by country	Country
50%	Croatia
33%	Austria
33%	Bulgaria
32%	Slovenia
31%	Luxembourg
30%	Spain
29%	Italy
29%	UK
28%	Belgium
28%	France
27%	Netherlands
23%	Czech Rep.
23%	Finland
23%	Romania
22%	Denmark
22%	Malta
21%	Greece
20%	Portugal
18%	Latvia
18%	Sweden
17%	Ireland
17%	Lithuania
16%	Hungary
16%	Poland
13%	Estonia
11%	Slovakia

Rounded results. 0% shares not shown.

# Most contacted Votes for Germany by Germany

Q1

“In your view or experience, which other governments would your own government generally contact first and/or most on EU matters? (select up to five)”

- EU
- Big Six ▶
- Founding Six ▶
- Affluent Seven ▶
- Southern Seven ▶
- Visegrád Four ▶

- Austria
- Belgium
- Bulgaria
- Croatia
- Cyprus
- Czech Rep. ▶
- Denmark ▶
- Estonia
- Finland ▶
- France ▶
- Germany ▶**
- Greece
- Hungary ▶
- Ireland
- Italy ▶
- Latvia
- Lithuania
- Luxembourg
- Malta
- Netherlands ▶
- Poland ▶
- Portugal ▶
- Romania
- Slovakia
- Slovenia
- Spain ▶
- Sweden
- UK ▶


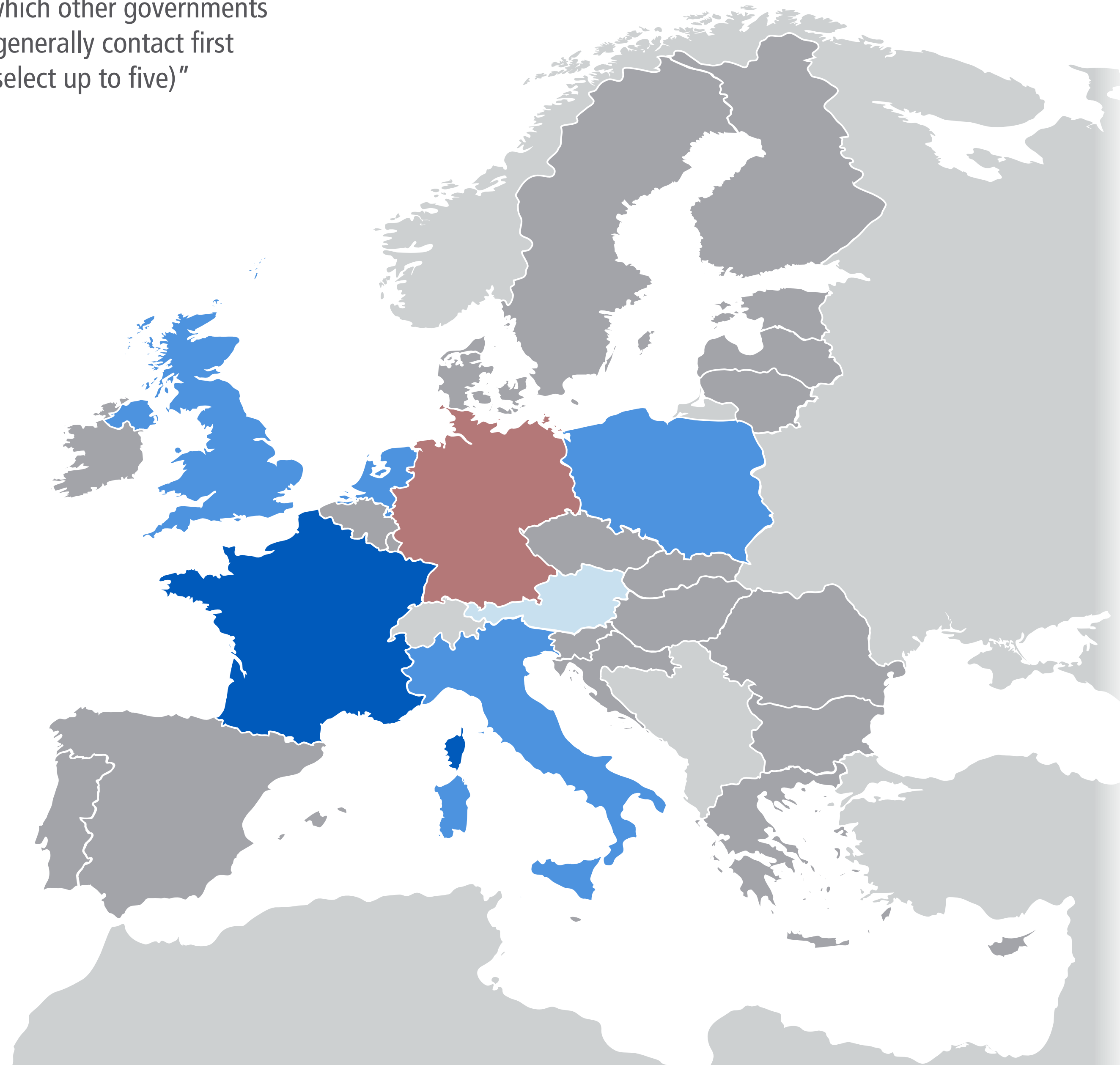
Preferences Overview

**Most Contacted**

Shared Interests

Most Responsive

Most Disappointing



Of 80 votes by 28 respondents, France received the most: 28

Share of votes for group	Group
76%	Big 6
68%	Founding 6
54%	Southern 7
24%	Affluent 7
13%	Visegrád 4

Share of votes for country	Country
35%	France
16%	Italy
13%	Netherlands
13%	Poland
10%	UK
8%	Austria
3%	Belgium
3%	Spain
1%	Luxembourg

- Top %
- 10+ %
- 5-9 %
- 1-4 %

Rounded results. 0% shares not shown.

# Most contacted Votes for Greece

Q1

“In your view or experience, which other governments would your own government generally contact first and/or most on EU matters? (select up to five)”

- EU
- Big Six ▶
- Founding Six ▶
- Affluent Seven ▶
- Southern Seven ▶
- Visegrád Four ▶

- Austria
- Belgium
- Bulgaria
- Croatia
- Cyprus
- Czech Rep. ▶
- Denmark ▶
- Estonia
- Finland ▶
- France ▶
- Germany ▶
- Greece**
- Hungary ▶
- Ireland
- Italy ▶
- Latvia
- Lithuania
- Luxembourg
- Malta
- Netherlands ▶
- Poland ▶
- Portugal ▶
- Romania
- Slovakia
- Slovenia
- Spain ▶
- Sweden
- UK ▶

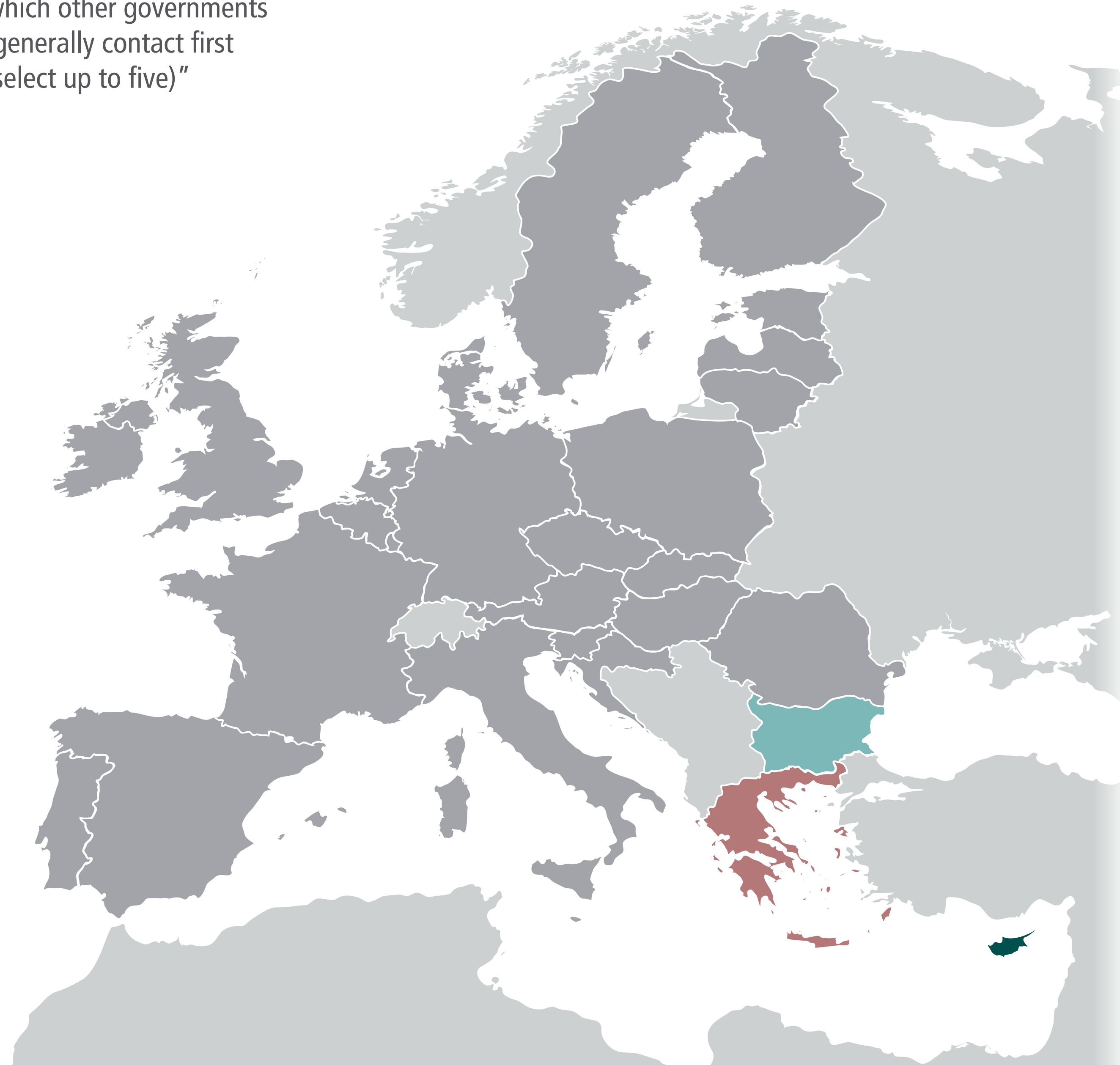
Preferences Overview

**Most Contacted**

Shared Interests

Most Responsive

Most Disappointing



Of 1352 votes by 394 respondents, Greece received 10 (0.7%)

2% Southern 7  
1% Big 6

Share of votes by group

50% Cyprus  
9% Bulgaria  
3% Spain  
1% France  
1% Italy  
1% Portugal

Share of votes by country

■ Top %  
■ 10+ %  
■ 5-9 %  
■ 1-4 %

Rounded results. 0% shares not shown.

# Most contacted Votes for Hungary by Hungary

Q1

“In your view or experience, which other governments would your own government generally contact first and/or most on EU matters? (select up to five)”

EU  
 Big Six ▶  
 Founding Six ▶

Affluent Seven ▶  
 Southern Seven ▶  
 Visegrád Four ▶

Austria ▶  
 Belgium ▶  
 Bulgaria ▶  
 Croatia ▶  
 Cyprus ▶  
 Czech Rep. ▶  
 Denmark ▶  
 Estonia ▶  
 Finland ▶  
 France ▶  
 Germany ▶  
 Greece ▶  
**Hungary ▶**  
 Ireland ▶

Italy ▶  
 Latvia ▶  
 Lithuania ▶  
 Luxembourg ▶  
 Malta ▶  
 Netherlands ▶  
 Poland ▶  
 Portugal ▶  
 Romania ▶  
 Slovakia ▶  
 Slovenia ▶  
 Spain ▶  
 Sweden ▶  
 UK ▶


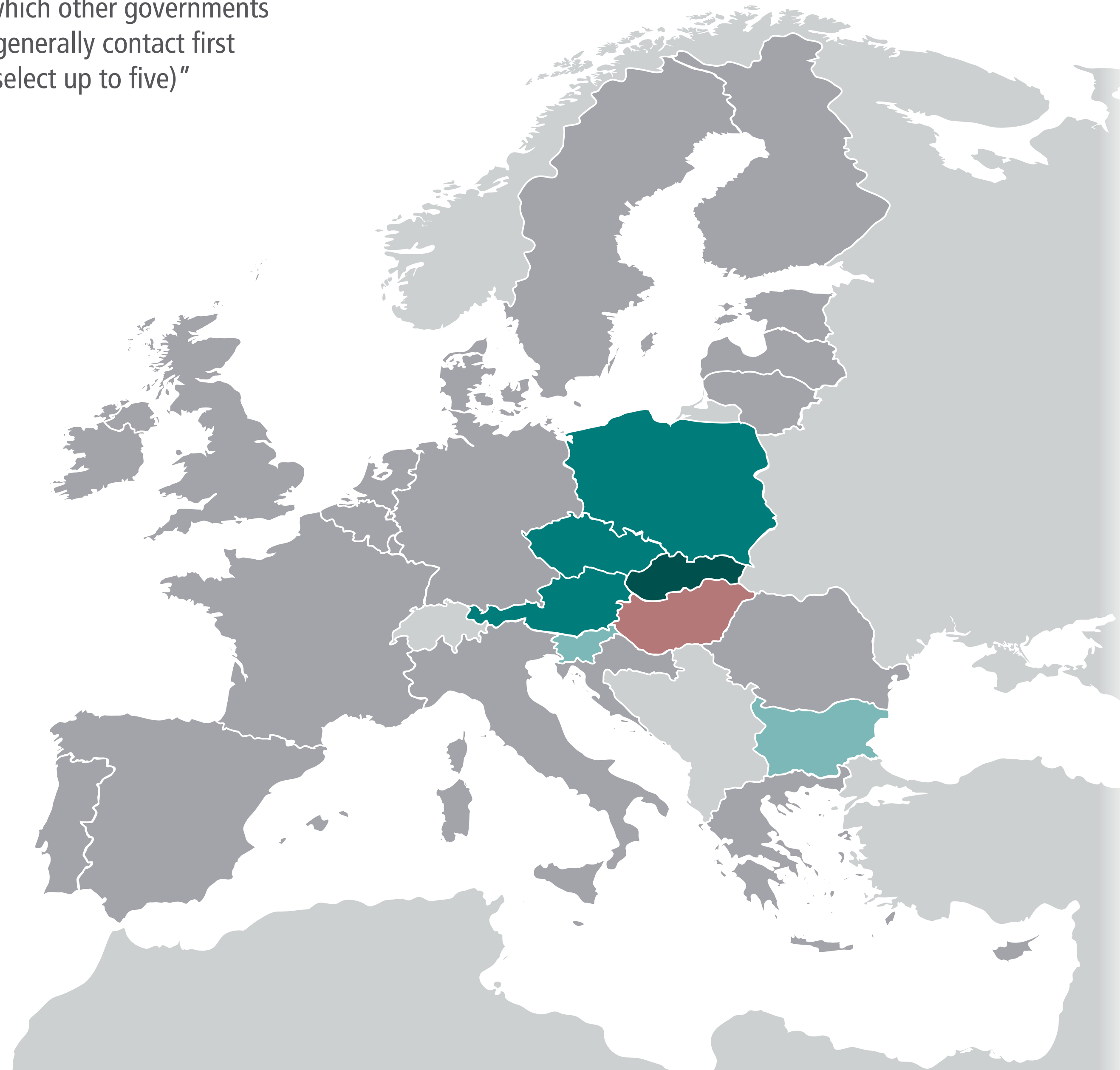
Preferences Overview

**Most Contacted**

Shared Interests

Most Responsive

Most Disappointing



Of 1352 votes by 394 respondents, Hungary received 41 (3%)

11% Visegrád 4  
 4% Big 6  
 1% Affluent 7

Share of votes by group

21% Slovakia  
 18% Poland  
 14% Austria  
 14% Czech Rep.  
 6% Bulgaria  
 5% Slovenia  
 1% France  
 1% Italy

Share of votes by country

■ Top %  
 ■ 10+ %  
 ■ 5-9 %  
 ■ 1-4 %

Rounded results. 0% shares not shown.

# Most contacted Votes for Hungary by Hungary

Q1

“In your view or experience, which other governments would your own government generally contact first and/or most on EU matters? (select up to five)”

- EU
- Big Six ▶
- Founding Six ▶
- Affluent Seven ▶
- Southern Seven ▶
- Visegrád Four ▶

- Austria
- Belgium
- Bulgaria
- Croatia
- Cyprus
- Czech Rep. ▶
- Denmark ▶
- Estonia
- Finland ▶
- France ▶
- Germany ▶
- Greece
- Hungary ▶**
- Ireland
- Italy ▶
- Latvia
- Lithuania
- Luxembourg
- Malta
- Netherlands ▶
- Poland ▶
- Portugal ▶
- Romania
- Slovakia
- Slovenia
- Spain ▶
- Sweden
- UK ▶


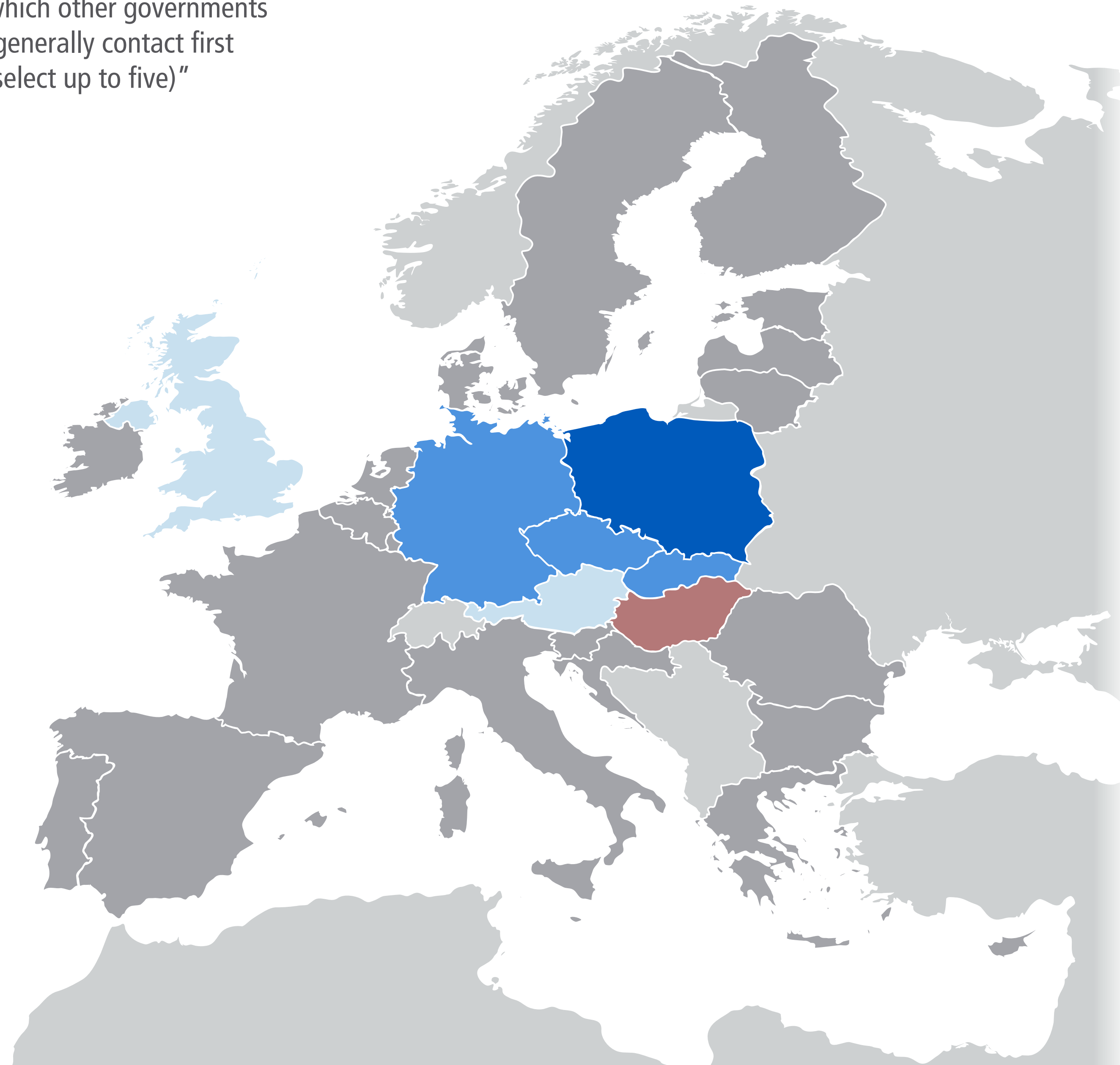
Preferences Overview

**Most Contacted**

Shared Interests

Most Responsive

Most Disappointing



Of 98 votes by 29 respondents, Poland received the most: 28

- 68% Visegrád 4
- 53% Big 6
- 16% Founding 6
- 5% Affluent 7

Share of votes for group

- 29% Poland
- 21% Slovakia
- 18% Czech Rep.
- 16% Germany
- 8% UK
- 5% Austria
- 2% Croatia

Share of votes for country

- Top %
- 10+ %
- 5-9 %
- 1-4 %

Rounded results. 0% shares not shown.



# Most contacted Votes for Ireland

Q1

“In your view or experience, which other governments would your own government generally contact first and/or most on EU matters? (select up to five)”

- EU
- Big Six ▶
- Founding Six ▶
- Affluent Seven ▶
- Southern Seven ▶
- Visegrád Four ▶

- Austria
- Belgium
- Bulgaria
- Croatia
- Cyprus
- Czech Rep. ▶
- Denmark ▶
- Estonia
- Finland ▶
- France ▶
- Germany ▶
- Greece
- Hungary ▶
- Ireland
- Italy ▶
- Latvia
- Lithuania
- Luxembourg
- Malta
- Netherlands ▶
- Poland ▶
- Portugal ▶
- Romania
- Slovakia
- Slovenia
- Spain ▶
- Sweden
- UK ▶

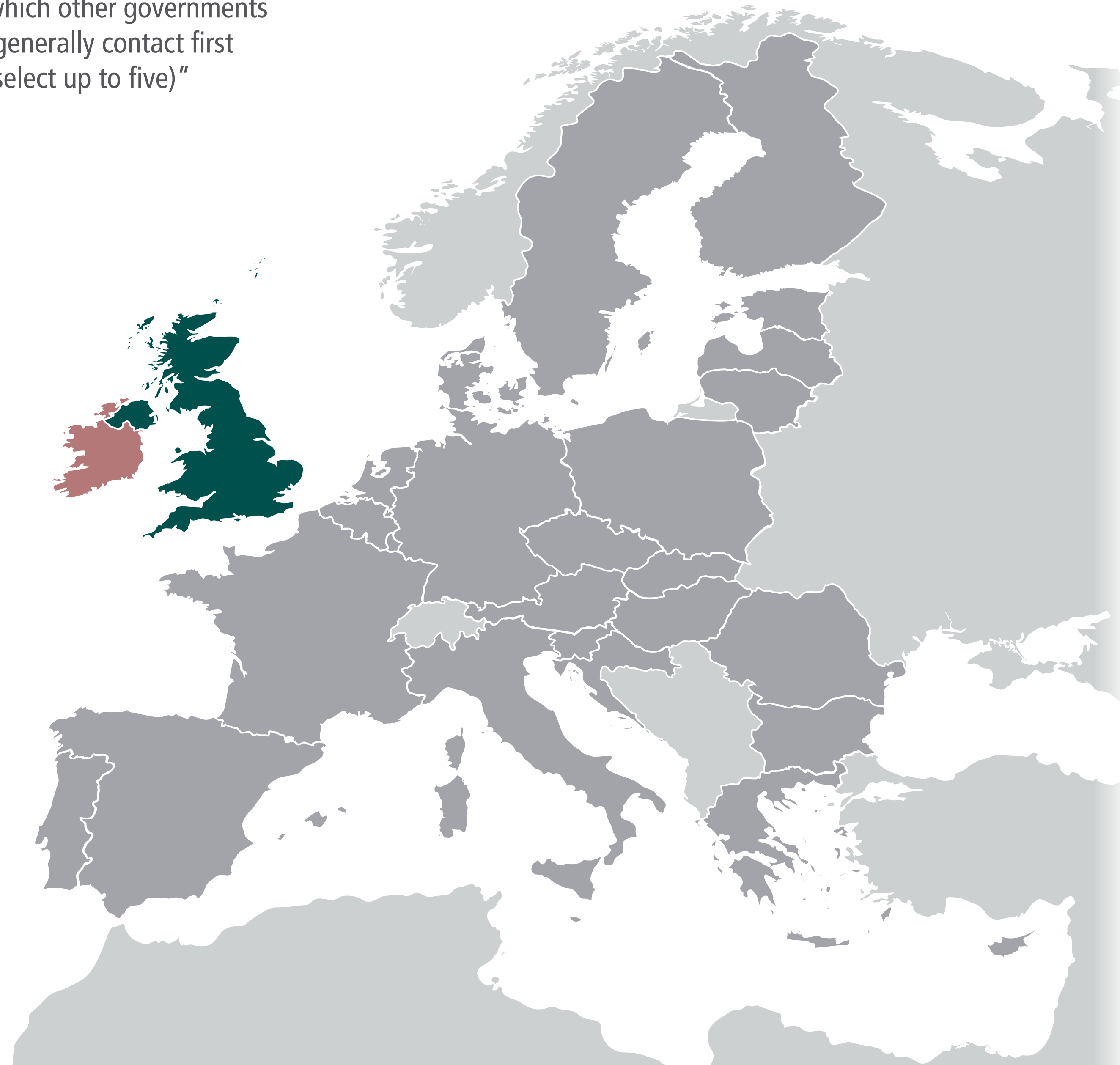
Preferences Overview

**Most Contacted**

Shared Interests

Most Responsive

Most Disappointing



Of 1352 votes by 394 respondents, Ireland received 9 (0.7%)

1% Big 6  
1% Southern 7  
Share of votes by group

7% UK  
4% Portugal  
2% Italy  
1% Denmark  
Share of votes by country

■ Top %  
■ 10+ %  
■ 5-9 %  
■ 1-4 %

Rounded results. 0% shares not shown.



Ireland



Design

Findings

Chapters

**Preferences**

Influence

Partners

Policies

ecfr.eu/eucoalitionexplorer

# Most contacted Votes for Italy by Italy

Q1

“In your view or experience, which other governments would your own government generally contact first and/or most on EU matters? (select up to five)”

- EU
- Big Six ▶
- Founding Six ▶
- Affluent Seven ▶
- Southern Seven ▶
- Visegrád Four ▶

- Austria
- Belgium
- Bulgaria
- Croatia
- Cyprus
- Czech Rep. ▶
- Denmark ▶
- Estonia
- Finland ▶
- France ▶
- Germany ▶
- Greece
- Hungary ▶
- Ireland
- Italy ▶**
- Latvia
- Lithuania
- Luxembourg
- Malta
- Netherlands ▶
- Poland ▶
- Portugal ▶
- Romania
- Slovakia
- Slovenia
- Spain ▶
- Sweden
- UK ▶


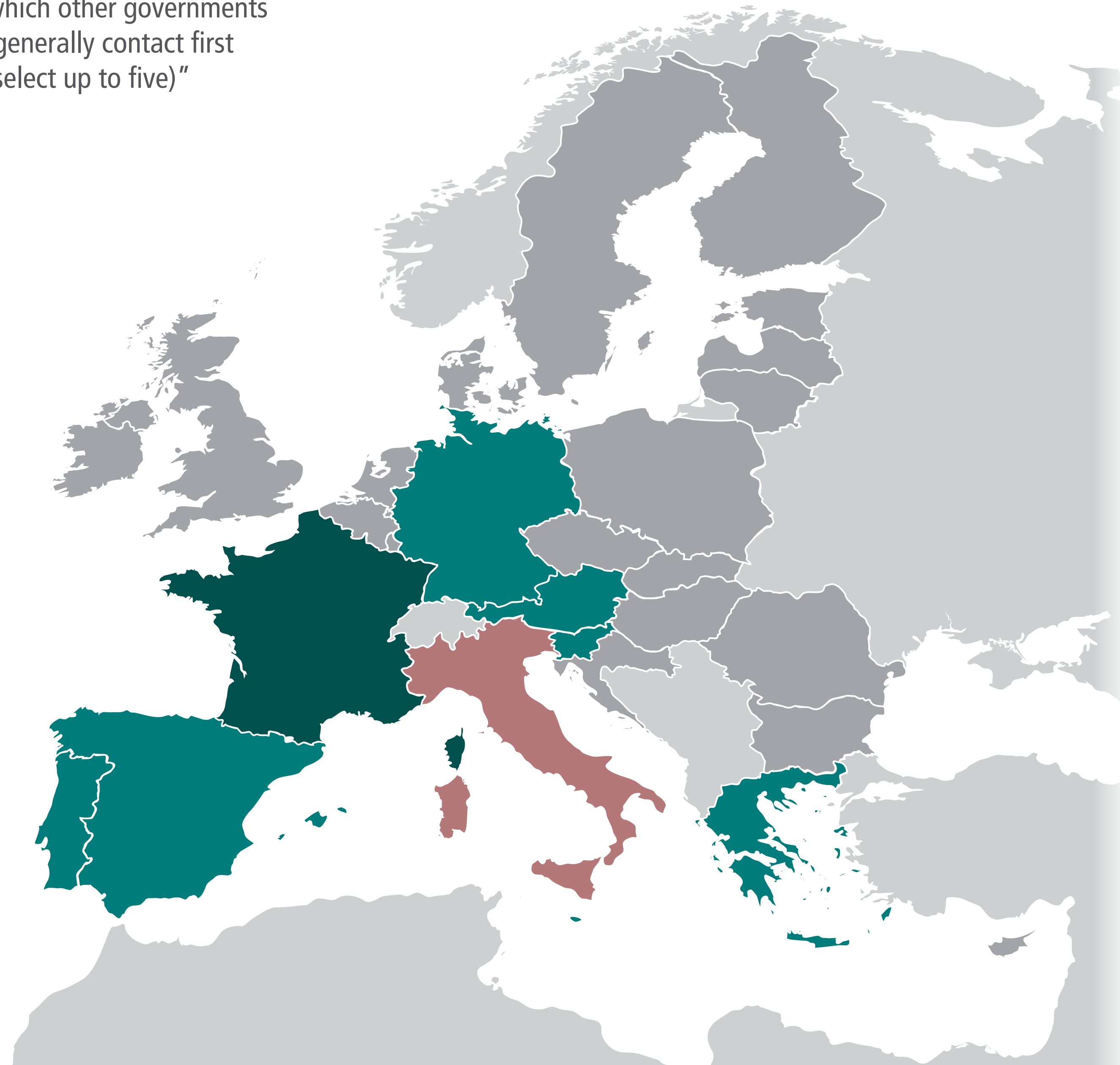
Preferences Overview

**Most Contacted**

Shared Interests

Most Responsive

Most Disappointing



Of 1352 votes by 394 respondents, Italy received 82 (6.1%)

- 14% Southern 7
- 11% Big 6
- 10% Founding 6
- 1% Affluent 7

Share of votes by group

- 23% France
- 22% Malta
- 21% Greece
- 19% Austria
- 16% Germany
- 14% Portugal
- 14% Spain
- 11% Slovenia
- 3% Bulgaria
- 3% Romania
- 2% Belgium
- 2% UK

Share of votes by country

- Top %
- 10+ %
- 5-9 %
- 1-4 %

Rounded results. 0% shares not shown.

# Most contacted Votes for Italy by Italy

Q1

“In your view or experience, which other governments would your own government generally contact first and/or most on EU matters? (select up to five)”

- EU
- Big Six ▶
- Founding Six ▶
- Affluent Seven ▶
- Southern Seven ▶
- Visegrád Four ▶

- Austria
- Belgium
- Bulgaria
- Croatia
- Cyprus
- Czech Rep. ▶
- Denmark ▶
- Estonia
- Finland ▶
- France ▶
- Germany ▶
- Greece
- Hungary ▶
- Ireland
- Italy ▶**
- Latvia
- Lithuania
- Luxembourg
- Malta
- Netherlands ▶
- Poland ▶
- Portugal ▶
- Romania
- Slovakia
- Slovenia
- Spain ▶
- Sweden
- UK ▶


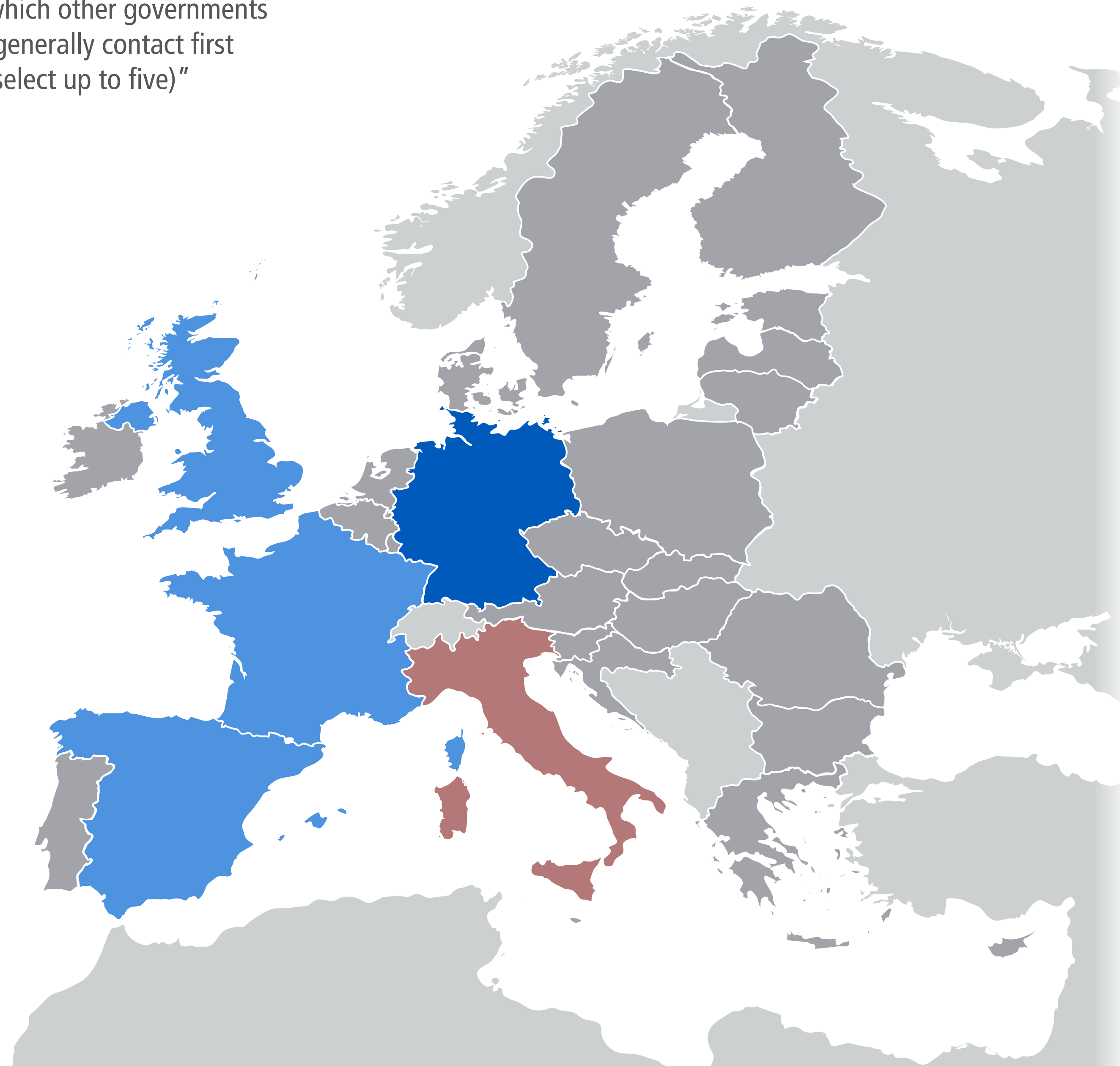
Preferences Overview

**Most Contacted**

Shared Interests

Most Responsive

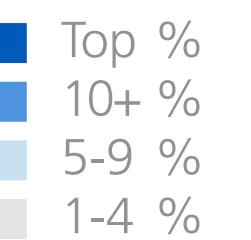
Most Disappointing



Of 92 votes by 28 respondents, Germany received the most: 27

Share of votes for group	Group
79%	Big 6
62%	Founding 6
39%	Southern 7
12%	Affluent 7
4%	Visegrád 4

Share of votes for country	Country
29%	Germany
26%	France
11%	UK
10%	Spain
3%	Austria
3%	Luxembourg
3%	Poland
2%	Belgium
2%	Ireland
2%	Sweden
1%	Estonia
1%	Greece
1%	Hungary
1%	Malta
1%	Netherlands
1%	Portugal
1%	Slovenia



Rounded results. 0% shares not shown.

# Most contacted Votes for Latvia

Q1

“In your view or experience, which other governments would your own government generally contact first and/or most on EU matters? (select up to five)”

EU  
 Big Six ▶  
 Founding Six ▶

Affluent Seven ▶  
 Southern Seven ▶  
 Visegrád Four ▶

Austria  
 Belgium  
 Bulgaria  
 Croatia  
 Cyprus  
 Czech Rep. ▶  
 Denmark ▶  
 Estonia  
 Finland ▶  
 France ▶  
 Germany ▶  
 Greece  
 Hungary ▶  
 Ireland

Italy ▶  
**Latvia**  
 Lithuania  
 Luxembourg  
 Malta  
 Netherlands ▶  
 Poland ▶  
 Portugal ▶  
 Romania  
 Slovakia  
 Slovenia  
 Spain ▶  
 Sweden  
 UK ▶

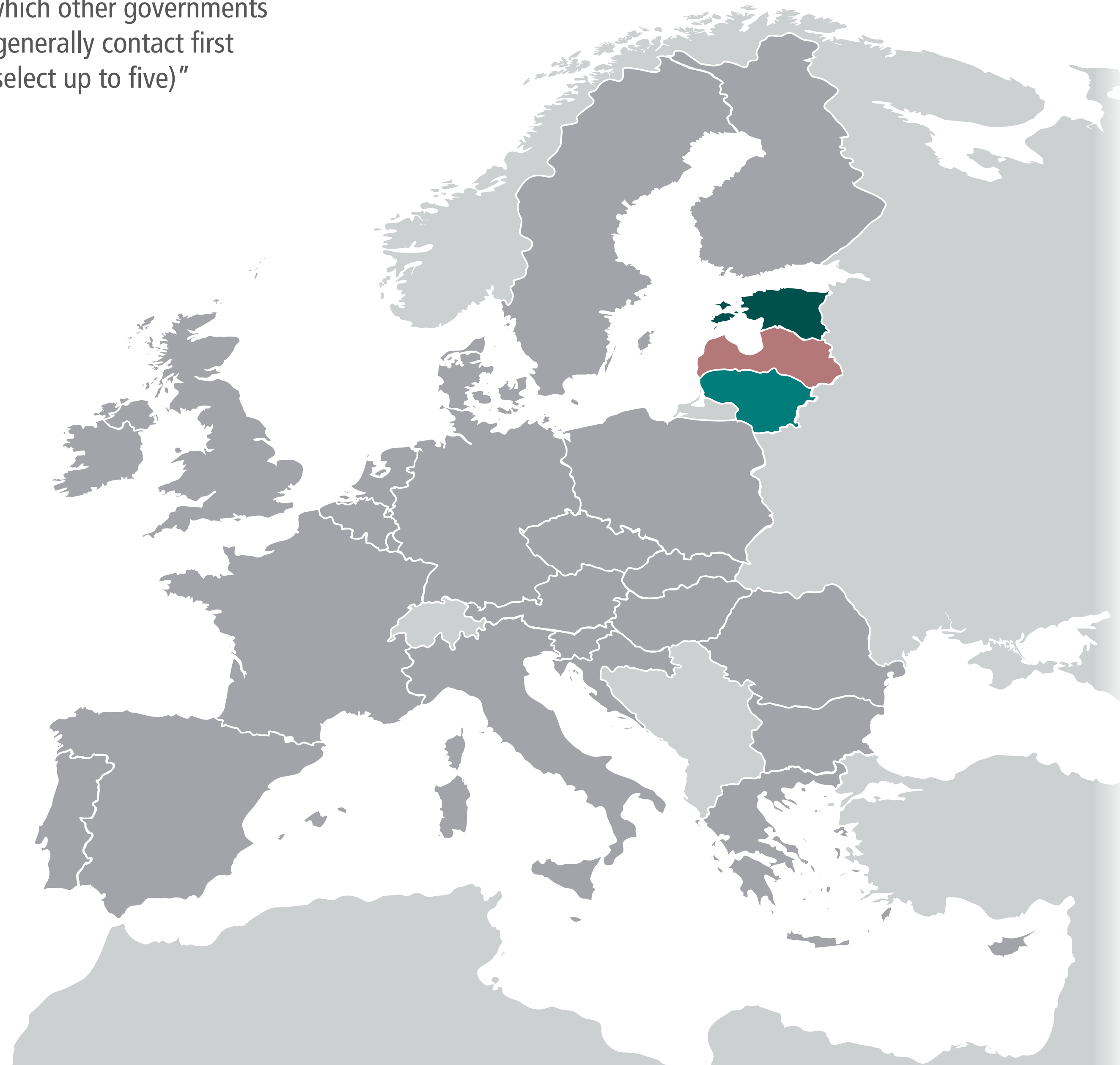
Preferences Overview

**Most Contacted**

Shared Interests

Most Responsive

Most Disappointing



Of 1352 votes by 394 respondents, Latvia received 11 (0.8%)

1% Visegrád 4  
 Share of votes by group

25% Estonia  
 17% Lithuania  
 3% Romania  
 3% Sweden  
 1% Czech Rep.  
 1% Poland  
 Share of votes by country

■ Top %  
 ■ 10+ %  
 ■ 5-9 %  
 ■ 1-4 %

Rounded results. 0% shares not shown.



Latvia



Design

Findings

Chapters

**Preferences**

Influence

Partners

Policies

ecfr.eu/eucoalitionexplorer

# Most contacted Votes for Lithuania

Q1

“In your view or experience, which other governments would your own government generally contact first and/or most on EU matters? (select up to five)”

- EU
- Big Six ▶
- Founding Six ▶
- Affluent Seven ▶
- Southern Seven ▶
- Visegrád Four ▶

- Austria
- Belgium
- Bulgaria
- Croatia
- Cyprus
- Czech Rep. ▶
- Denmark ▶
- Estonia
- Finland ▶
- France ▶
- Germany ▶
- Greece
- Hungary ▶
- Ireland
- Italy ▶
- Latvia
- Lithuania**
- Luxembourg
- Malta
- Netherlands ▶
- Poland ▶
- Portugal ▶
- Romania
- Slovakia
- Slovenia
- Spain ▶
- Sweden
- UK ▶

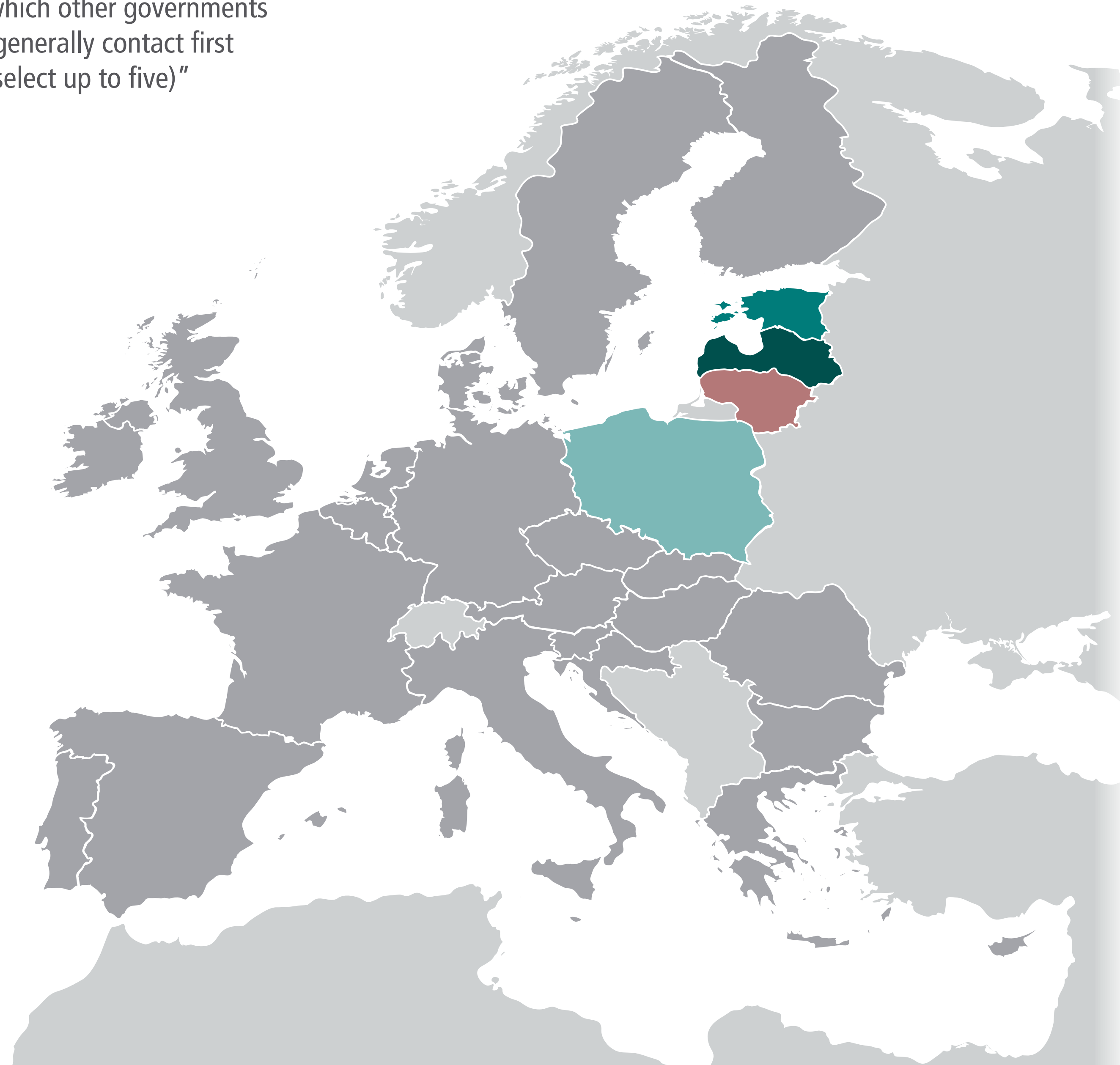
Preferences Overview

**Most Contacted**

Shared Interests

Most Responsive

Most Disappointing



Of 1352 votes by 394 respondents, Lithuania received 12 (0.9%)

2% Visegrád 4  
1% Big 6

Share of votes by group

24% Latvia  
13% Estonia  
5% Poland  
3% Romania  
1% Czech Rep.

Share of votes by country

■ Top %  
■ 10+ %  
■ 5-9 %  
■ 1-4 %

Rounded results. 0% shares not shown.

# Most contacted Votes for Luxembourg

Q1

“In your view or experience, which other governments would your own government generally contact first and/or most on EU matters? (select up to five)”

- EU
- Big Six ▶
- Founding Six ▶
- Affluent Seven ▶
- Southern Seven ▶
- Visegrád Four ▶

- Austria
- Belgium
- Bulgaria
- Croatia
- Cyprus
- Czech Rep. ▶
- Denmark ▶
- Estonia
- Finland ▶
- France ▶
- Germany ▶
- Greece
- Hungary ▶
- Ireland
- Italy ▶
- Latvia
- Lithuania
- Luxembourg**
- Malta
- Netherlands ▶
- Poland ▶
- Portugal ▶
- Romania
- Slovakia
- Slovenia
- Spain ▶
- Sweden
- UK ▶


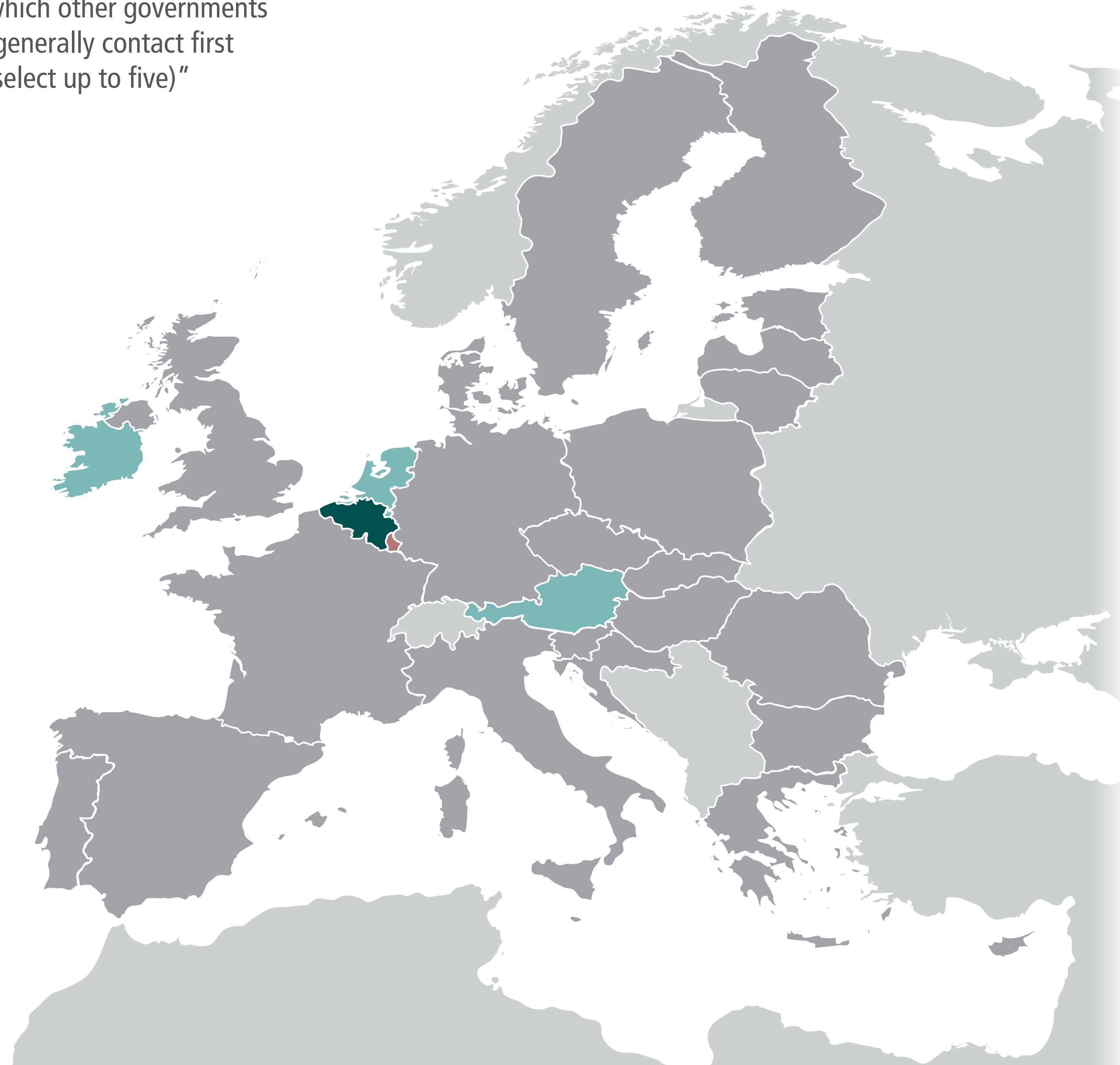
Preferences Overview

**Most Contacted**

Shared Interests

Most Responsive

Most Disappointing



Of 1352 votes by 394 respondents, Luxembourg received 26 (1.9%)

- 5% Affluent 7
- 5% Founding 6
- 1% Big 6
- 1% Southern 7

Share of votes by group

- 19% Belgium
- 6% Ireland
- 6% Netherlands
- 5% Austria
- 3% Italy
- 3% Romania
- 2% France
- 1% Denmark
- 1% Germany
- 1% Portugal

Share of votes by country

- Top %
- 10+ %
- 5-9 %
- 1-4 %

Rounded results. 0% shares not shown.

# Most contacted Votes for Malta

Q1

“In your view or experience, which other governments would your own government generally contact first and/or most on EU matters? (select up to five)”

- EU
- Big Six ▶
- Founding Six ▶
- Affluent Seven ▶
- Southern Seven ▶
- Visegrád Four ▶

- Austria
- Belgium
- Bulgaria
- Croatia
- Cyprus
- Czech Rep. ▶
- Denmark ▶
- Estonia
- Finland ▶
- France ▶
- Germany ▶
- Greece
- Hungary ▶
- Ireland
- Italy ▶
- Latvia
- Lithuania
- Luxembourg
- Malta**
- Netherlands ▶
- Poland ▶
- Portugal ▶
- Romania
- Slovakia
- Slovenia
- Spain ▶
- Sweden
- UK ▶

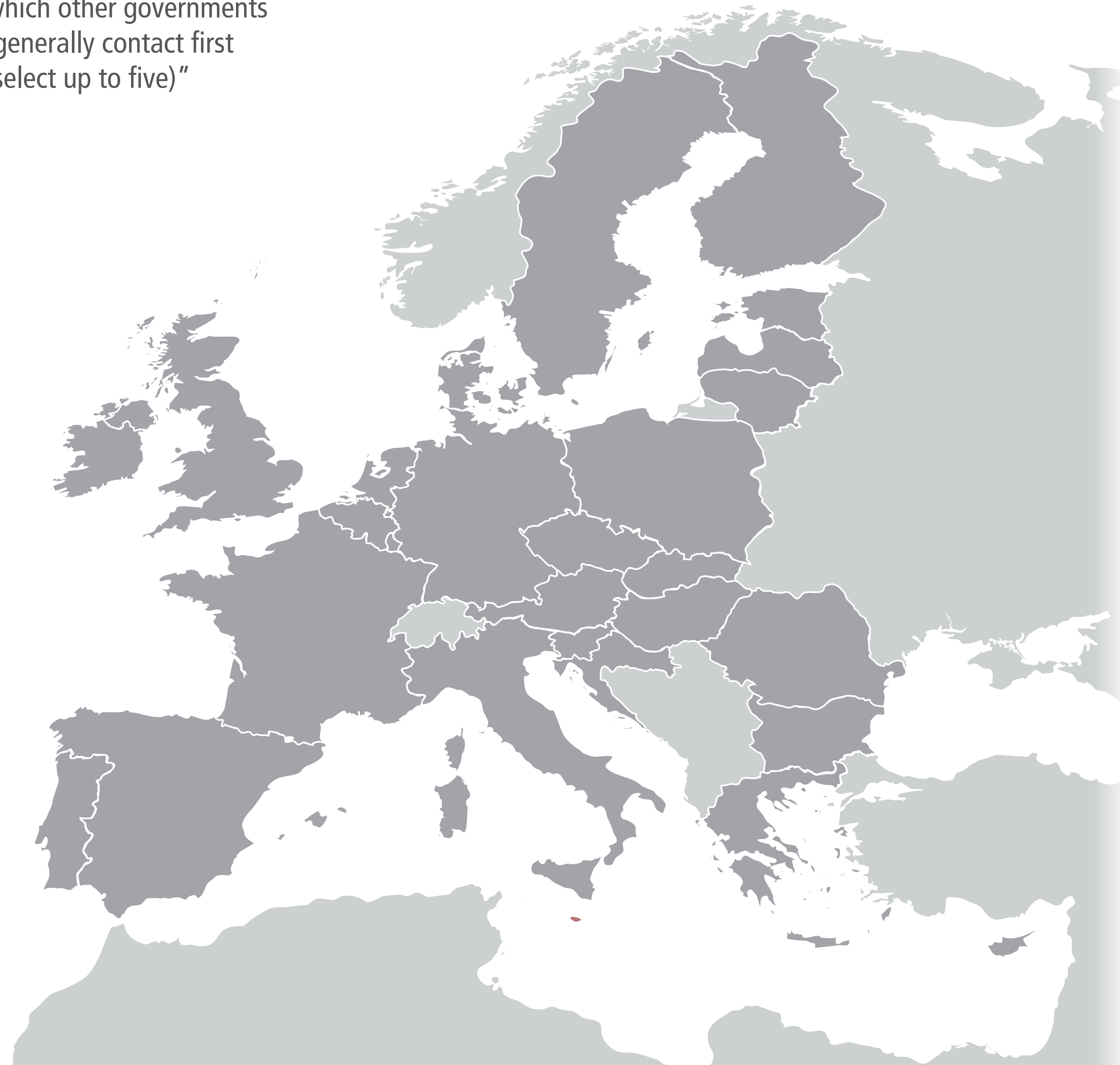
Preferences Overview

**Most Contacted**

Shared Interests

Most Responsive

Most Disappointing



Of 1352 votes by 394 respondents, Malta received 2 (0.1%)

Share of votes by group

3% Romania  
1% Italy

Share of votes by country

■ Top %  
■ 10+ %  
■ 5-9 %  
■ 1-4 %

Rounded results. 0% shares not shown.



Malta



Design

Findings

Chapters

**Preferences**

Influence

Partners

Policies

ecfr.eu/eucoalitionexplorer

# Most contacted Votes for Netherlands by Netherlands

Q1

“In your view or experience, which other governments would your own government generally contact first and/or most on EU matters? (select up to five)”

- EU
- Big Six ▶
- Founding Six ▶
- Affluent Seven ▶
- Southern Seven ▶
- Visegrád Four ▶

- Austria
- Belgium
- Bulgaria
- Croatia
- Cyprus
- Czech Rep. ▶
- Denmark ▶
- Estonia
- Finland ▶
- France ▶
- Germany ▶
- Greece
- Hungary ▶
- Ireland
- Italy ▶
- Latvia
- Lithuania
- Luxembourg
- Malta
- Netherlands ▶**
- Poland ▶
- Portugal ▶
- Romania
- Slovakia
- Slovenia
- Spain ▶
- Sweden
- UK ▶


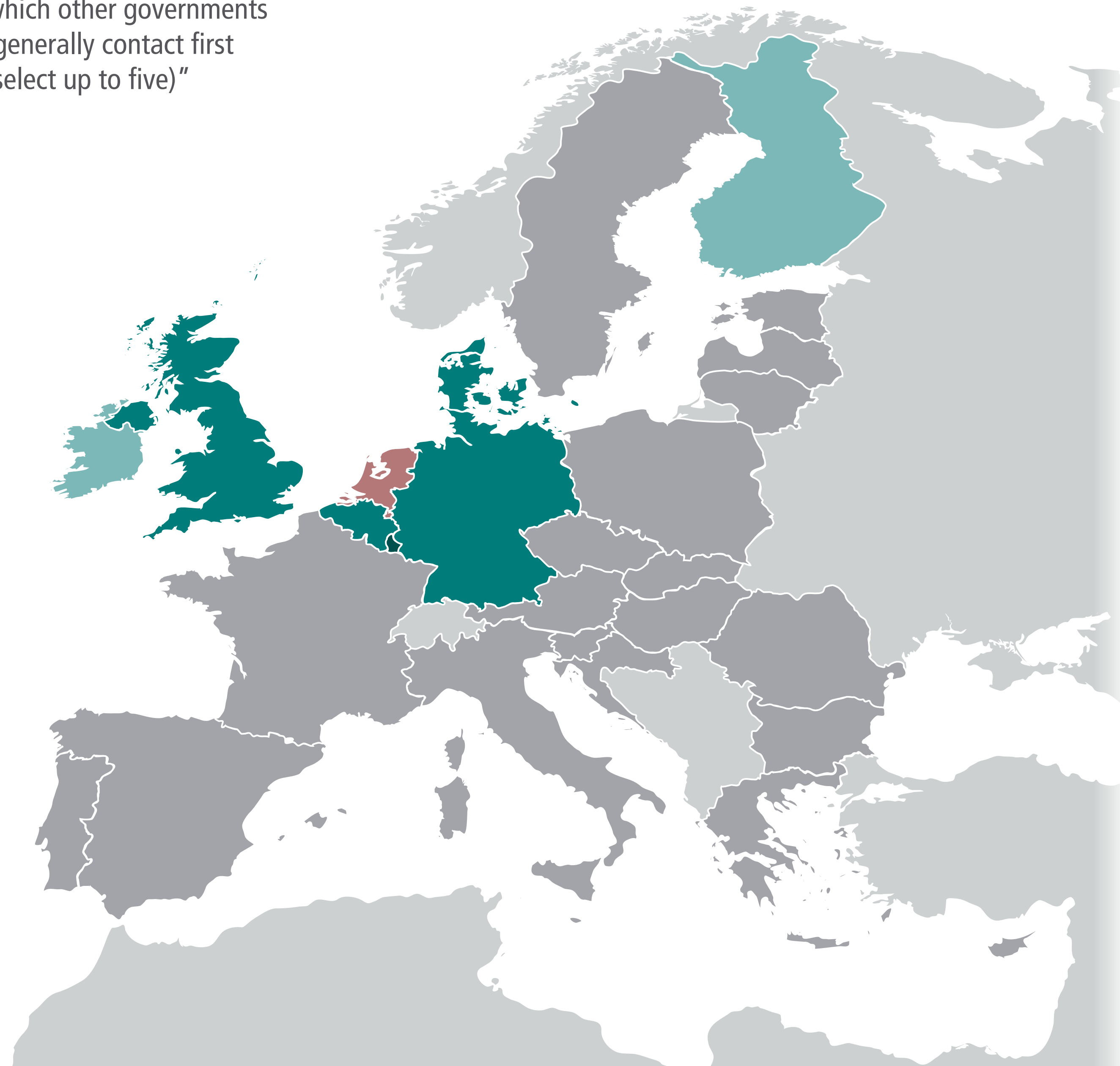
Preferences Overview

**Most Contacted**

Shared Interests

Most Responsive

Most Disappointing



Of 1352 votes by 394 respondents, Netherlands received 62 (4.6%)

- 10% Affluent 7
- 7% Founding 6
- 4% Big 6
- 2% Southern 7

Share of votes by group

- 23% Luxembourg
- 21% Belgium
- 17% UK
- 15% Denmark
- 13% Germany
- 6% Finland
- 6% Ireland
- 3% Bulgaria
- 2% France
- 2% Spain
- 1% Czech Rep.
- 1% Italy
- 1% Portugal

Share of votes by country

- Top %
- 10+ %
- 5-9 %
- 1-4 %

Rounded results. 0% shares not shown.



# Most contacted Votes for Netherlands by Netherlands

Q1

“In your view or experience, which other governments would your own government generally contact first and/or most on EU matters? (select up to five)”

- EU
- Big Six ▶
- Founding Six ▶
- Affluent Seven ▶
- Southern Seven ▶
- Visegrád Four ▶

- Austria
- Belgium
- Bulgaria
- Croatia
- Cyprus
- Czech Rep. ▶
- Denmark ▶
- Estonia
- Finland ▶
- France ▶
- Germany ▶
- Greece
- Hungary ▶
- Ireland
- Italy ▶
- Latvia
- Lithuania
- Luxembourg
- Malta
- Netherlands ▶**
- Poland ▶
- Portugal ▶
- Romania
- Slovakia
- Slovenia
- Spain ▶
- Sweden
- UK ▶


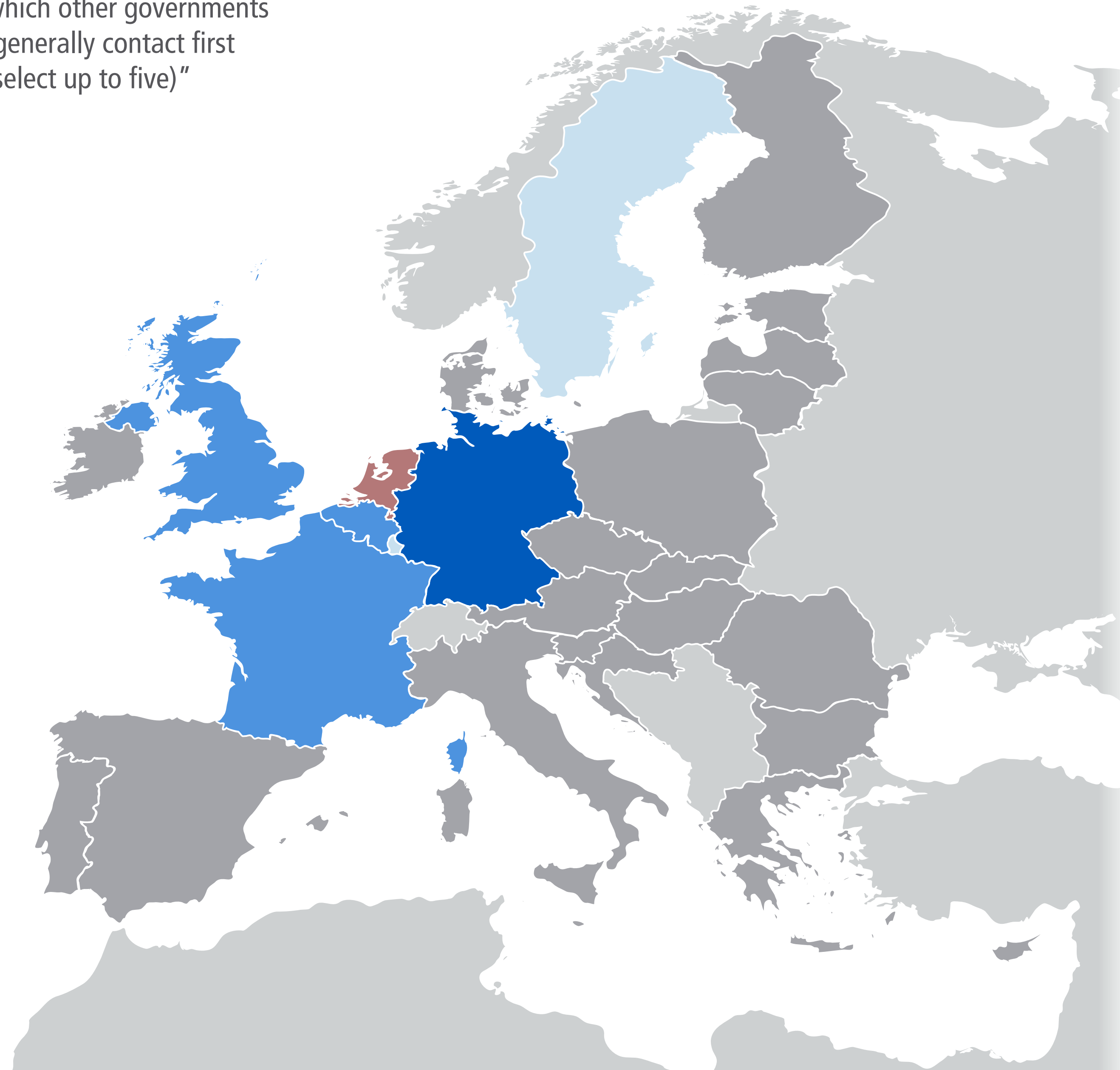
Preferences Overview

**Most Contacted**

Shared Interests

Most Responsive

Most Disappointing



Of 63 votes by 17 respondents, Germany received the most: 17

70%	Big 6
67%	Founding 6
30%	Affluent 7
19%	Southern 7
2%	Visegrád 4

Share of votes for group

27%	Germany
22%	UK
19%	France
14%	Belgium
8%	Sweden
6%	Luxembourg
2%	Denmark
2%	Poland

Share of votes for country

■	Top %
■	10+ %
■	5-9 %
■	1-4 %

Rounded results. 0% shares not shown.

# Most contacted Votes for Poland by Poland

Q1

“In your view or experience, which other governments would your own government generally contact first and/or most on EU matters? (select up to five)”

- EU
- Big Six ▶
- Founding Six ▶
- Affluent Seven ▶
- Southern Seven ▶
- Visegrád Four ▶

- Austria
- Belgium
- Bulgaria
- Croatia
- Cyprus
- Czech Rep. ▶
- Denmark ▶
- Estonia
- Finland ▶
- France ▶
- Germany ▶
- Greece
- Hungary ▶
- Ireland
- Italy ▶
- Latvia
- Lithuania
- Luxembourg
- Malta
- Netherlands ▶
- Poland ▶**
- Portugal ▶
- Romania
- Slovakia
- Slovenia
- Spain ▶
- Sweden
- UK ▶


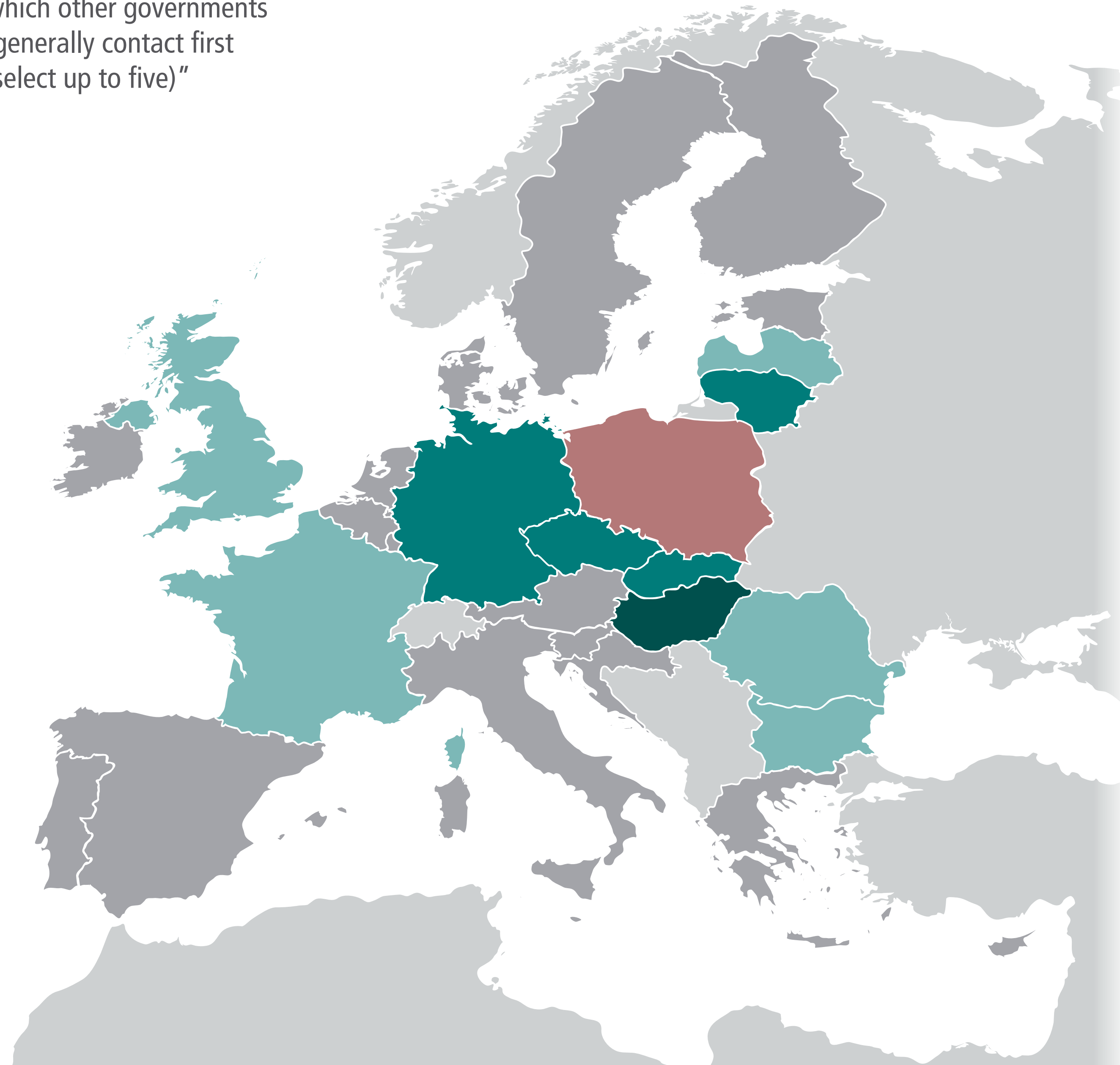
Preferences Overview

**Most Contacted**

Shared Interests

Most Responsive

Most Disappointing



Of 1352 votes by 394 respondents, Poland received 89 (6.6%)

- 16% Visegrád 4
- 5% Big 6
- 5% Founding 6
- 4% Southern 7
- 1% Affluent 7

Share of votes by group

- 29% Hungary
- 21% Slovakia
- 20% Czech Rep.
- 13% Germany
- 10% Lithuania
- 8% Romania
- 7% UK
- 6% Bulgaria
- 6% France
- 6% Latvia
- 4% Portugal
- 4% Spain
- 3% Italy
- 3% Sweden
- 2% Netherlands
- 1% Denmark

Share of votes by country

- Top %
- 10+ %
- 5-9 %
- 1-4 %

Rounded results. 0% shares not shown.

# Most contacted Votes for Poland by Poland

**Q1** "In your view or experience, which other governments would your own government generally contact first and/or most on EU matters? (select up to five)"

- EU
- Big Six ▶
- Founding Six ▶
- Affluent Seven ▶
- Southern Seven ▶
- Visegrád Four ▶

- Austria
- Belgium
- Bulgaria
- Croatia
- Cyprus
- Czech Rep. ▶
- Denmark ▶
- Estonia
- Finland ▶
- France ▶
- Germany ▶
- Greece
- Hungary ▶
- Ireland
- Italy ▶
- Latvia
- Lithuania
- Luxembourg
- Malta
- Netherlands ▶
- Poland ▶**
- Portugal ▶
- Romania
- Slovakia
- Slovenia
- Spain ▶
- Sweden
- UK ▶


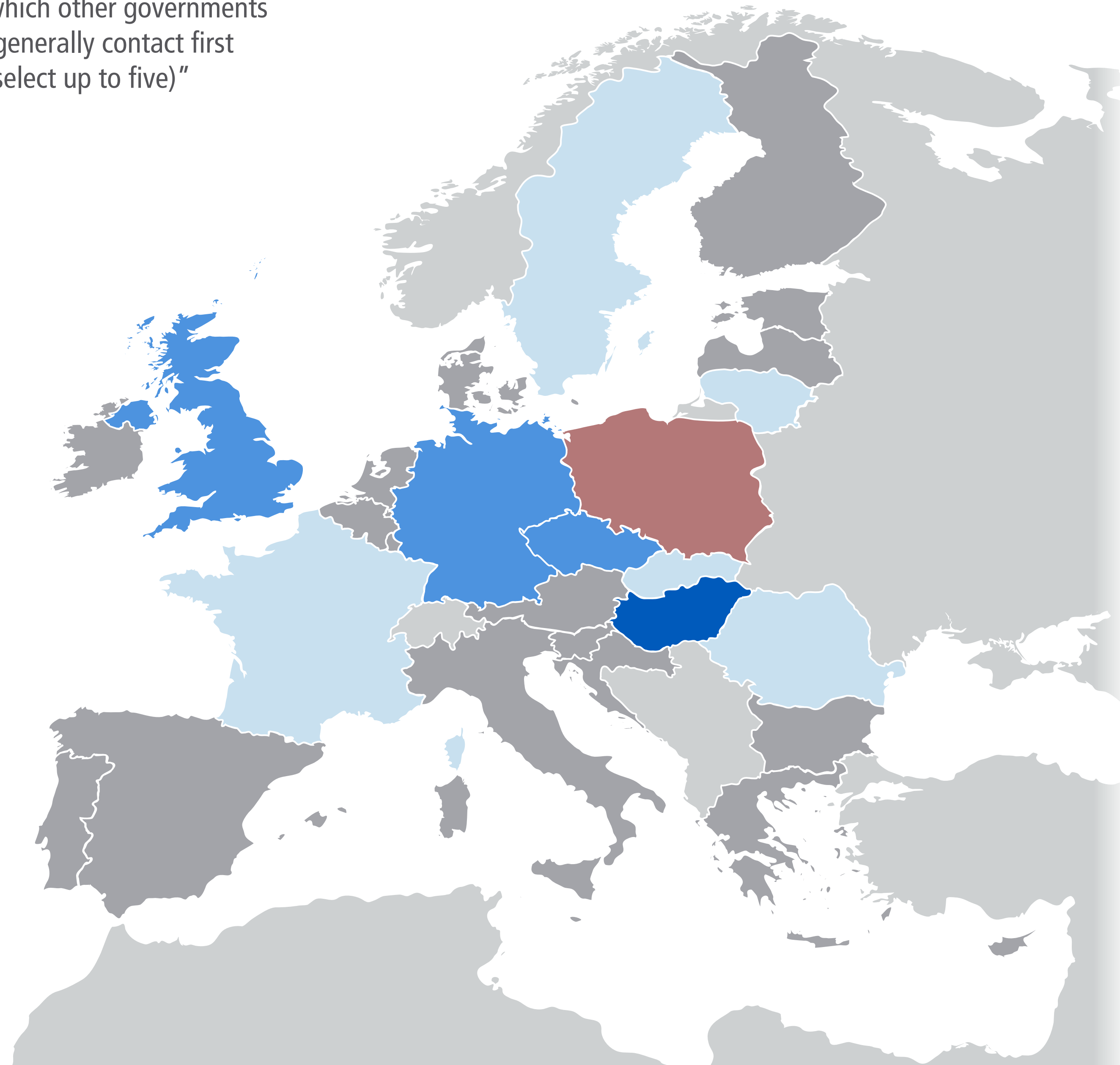
Preferences Overview

**Most Contacted**

Shared Interests

Most Responsive

Most Disappointing



Of 105 votes by 28 respondents, Hungary received the most: 19

- 40% Visegrád 4
- 34% Big 6
- 22% Founding 6
- 7% Affluent 7
- 7% Southern 7

Share of votes for group

- 18% Hungary
- 16% Germany
- 13% Czech Rep.
- 11% UK
- 9% Slovakia
- 8% Romania
- 5% France
- 5% Lithuania
- 5% Sweden
- 3% Estonia
- 2% Spain
- 1% Belgium
- 1% Bulgaria
- 1% Croatia
- 1% Finland
- 1% Latvia
- 1% Slovenia

Share of votes for country

- Top %
- 10+ %
- 5-9 %
- 1-4 %

Rounded results. 0% shares not shown.

# Most contacted Votes for Portugal by Portugal

Q1

“In your view or experience, which other governments would your own government generally contact first and/or most on EU matters? (select up to five)”

- EU
- Big Six ▶
- Founding Six ▶
- Affluent Seven ▶
- Southern Seven ▶
- Visegrád Four ▶

- Austria
- Belgium
- Bulgaria
- Croatia
- Cyprus
- Czech Rep. ▶
- Denmark ▶
- Estonia
- Finland ▶
- France ▶
- Germany ▶
- Greece
- Hungary ▶
- Ireland
- Italy ▶
- Latvia
- Lithuania
- Luxembourg
- Malta
- Netherlands ▶
- Poland ▶
- Portugal ▶**
- Romania
- Slovakia
- Slovenia
- Spain ▶
- Sweden
- UK ▶


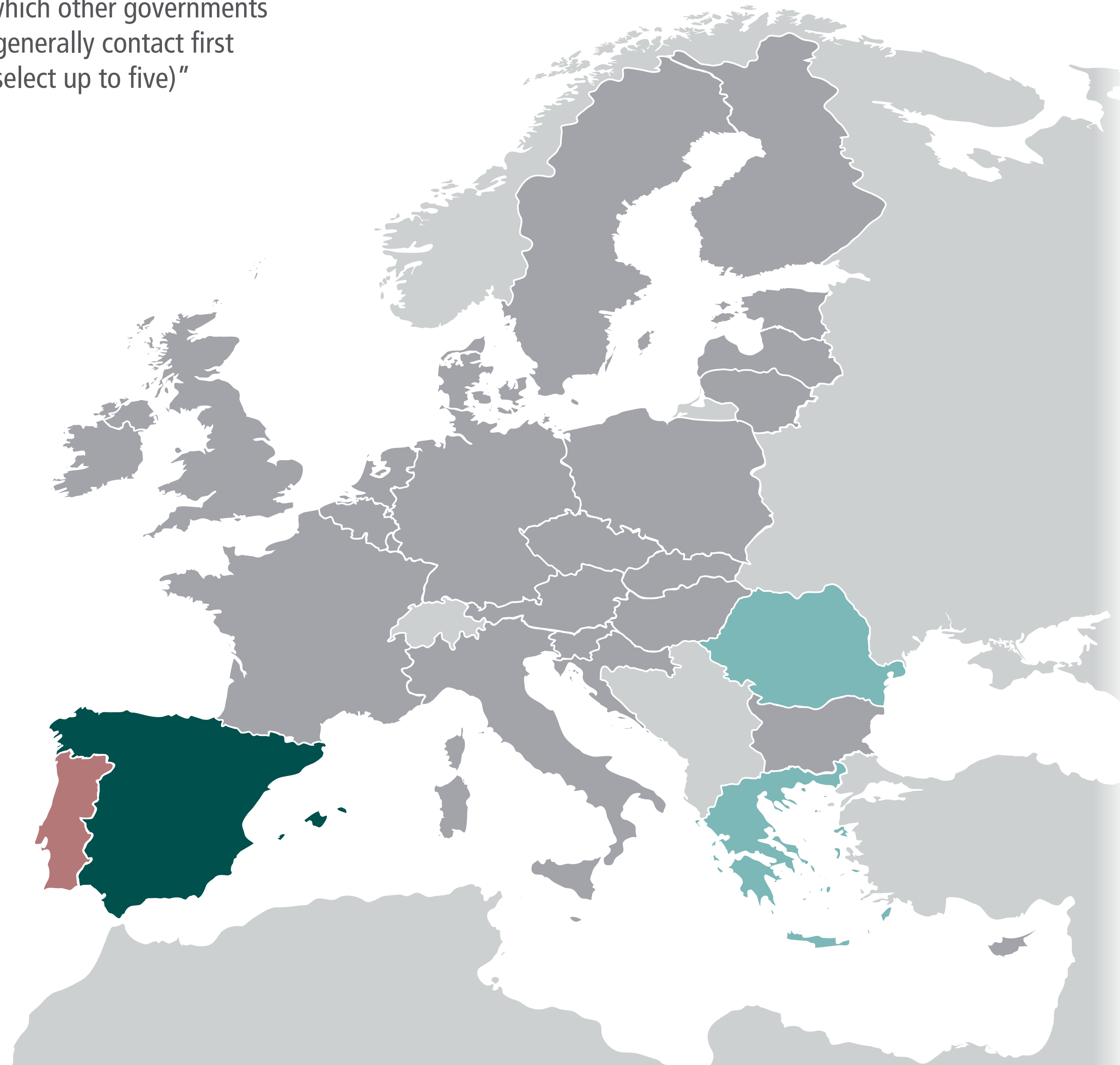
Preferences Overview

**Most Contacted**

Shared Interests

Most Responsive

Most Disappointing



Of 1352 votes by 394 respondents, Portugal received 16 (1.2%)

3% Southern 7  
2% Big 6

Share of votes by group

12% Spain  
5% Greece  
5% Romania  
1% Italy

Share of votes by country

■ Top %  
■ 10+ %  
■ 5-9 %  
■ 1-4 %

Rounded results. 0% shares not shown.

# Most contacted Votes for Portugal by Portugal

Q1

“In your view or experience, which other governments would your own government generally contact first and/or most on EU matters? (select up to five)”

- EU
- Big Six ▶
- Founding Six ▶
- Affluent Seven ▶
- Southern Seven ▶
- Visegrád Four ▶

- Austria
- Belgium
- Bulgaria
- Croatia
- Cyprus
- Czech Rep. ▶
- Denmark ▶
- Estonia
- Finland ▶
- France ▶
- Germany ▶
- Greece
- Hungary ▶
- Ireland
- Italy ▶
- Latvia
- Lithuania
- Luxembourg
- Malta
- Netherlands ▶
- Poland ▶
- Portugal ▶**
- Romania
- Slovakia
- Slovenia
- Spain ▶
- Sweden
- UK ▶

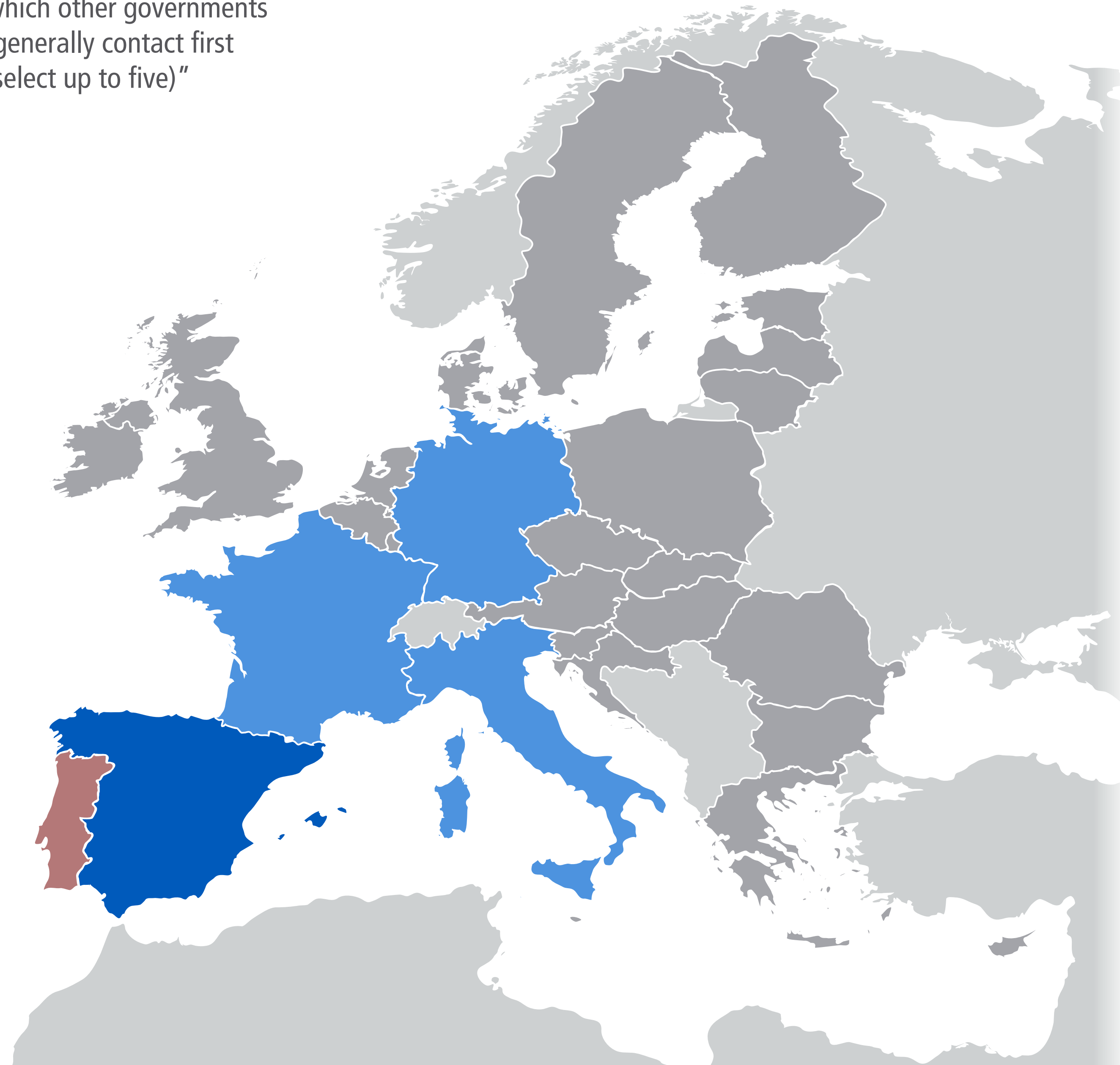
Preferences Overview

**Most Contacted**

Shared Interests

Most Responsive

Most Disappointing



Of 70 votes by 19 respondents, Spain received the most: 16

- 86% Big 6
- 61% Founding 6
- 59% Southern 7
- 9% Affluent 7
- 4% Visegrád 4

Share of votes for group

- 23% Spain
- 20% France
- 20% Germany
- 14% Italy
- 4% Belgium
- 4% Ireland
- 4% Poland
- 4% UK
- 1% Finland
- 1% Greece
- 1% Luxembourg
- 1% Netherlands

Share of votes for country

- Top %
- 10+ %
- 5-9 %
- 1-4 %

Rounded results. 0% shares not shown.

# Most contacted Votes for Romania

Q1

“In your view or experience, which other governments would your own government generally contact first and/or most on EU matters? (select up to five)”

- EU
- Big Six ▶
- Founding Six ▶
- Affluent Seven ▶
- Southern Seven ▶
- Visegrád Four ▶

- Austria
- Belgium
- Bulgaria
- Croatia
- Cyprus
- Czech Rep. ▶
- Denmark ▶
- Estonia
- Finland ▶
- France ▶
- Germany ▶
- Greece
- Hungary ▶
- Ireland
- Italy ▶
- Latvia
- Lithuania
- Luxembourg
- Malta
- Netherlands ▶
- Poland ▶
- Portugal ▶
- Romania**
- Slovakia
- Slovenia
- Spain ▶
- Sweden
- UK ▶

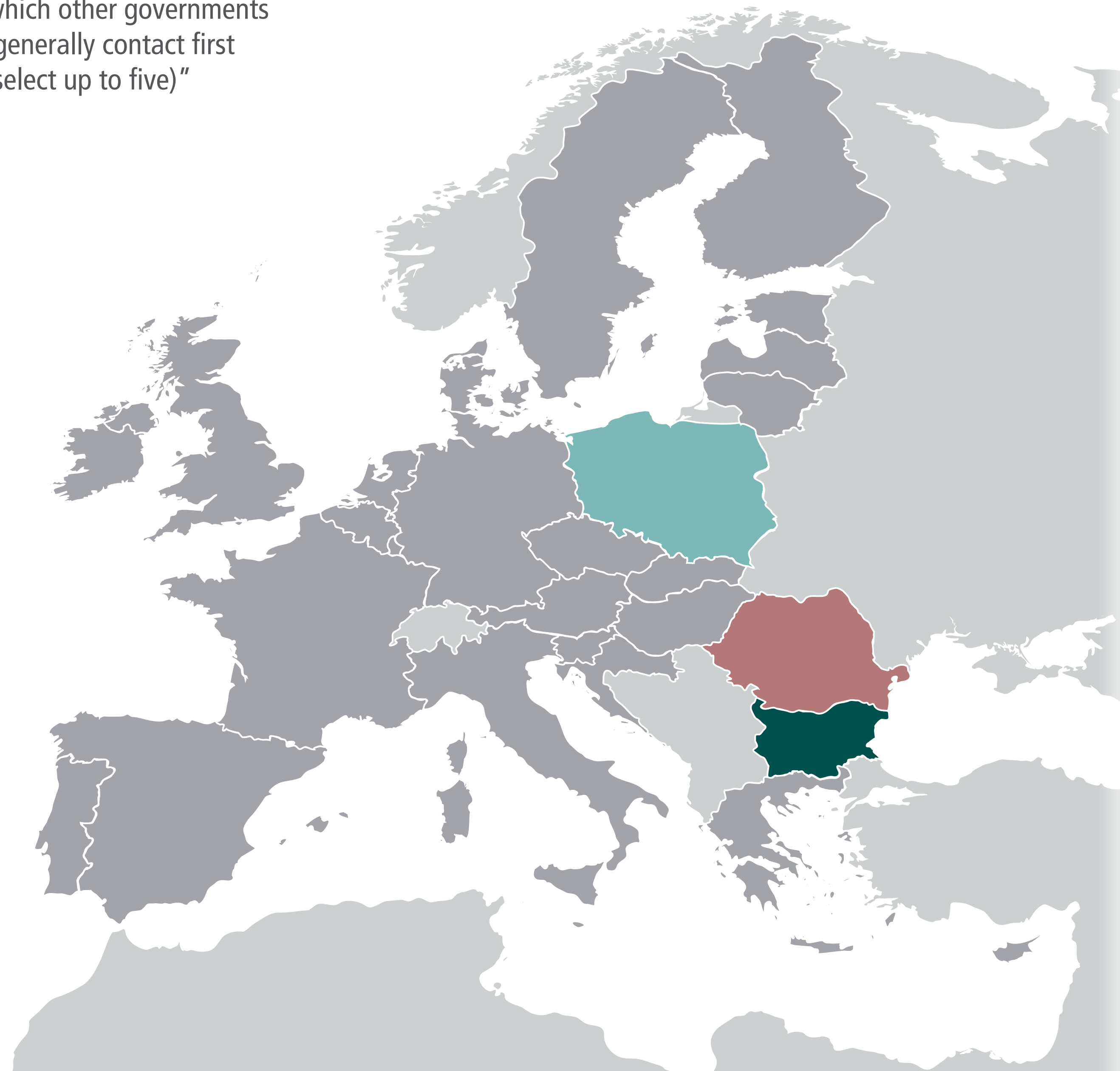
Preferences Overview

**Most Contacted**

Shared Interests

Most Responsive

Most Disappointing



Of 1352 votes by 394 respondents, Romania received 12 (0.9%)

3% Visegrád 4  
1% Big 6

Share of votes by group

12% Bulgaria  
8% Poland

Share of votes by country

■ Top %  
■ 10+ %  
■ 5-9 %  
■ 1-4 %

Rounded results. 0% shares not shown.

# Most contacted Votes for Slovakia

Q1

“In your view or experience, which other governments would your own government generally contact first and/or most on EU matters? (select up to five)”

- EU
- Big Six ▶
- Founding Six ▶
- Affluent Seven ▶
- Southern Seven ▶
- Visegrád Four ▶

- Austria
- Belgium
- Bulgaria
- Croatia
- Cyprus
- Czech Rep. ▶
- Denmark ▶
- Estonia
- Finland ▶
- France ▶
- Germany ▶
- Greece
- Hungary ▶
- Ireland
- Italy ▶
- Latvia
- Lithuania
- Luxembourg
- Malta
- Netherlands ▶
- Poland ▶
- Portugal ▶
- Romania
- Slovakia**
- Slovenia
- Spain ▶
- Sweden
- UK ▶


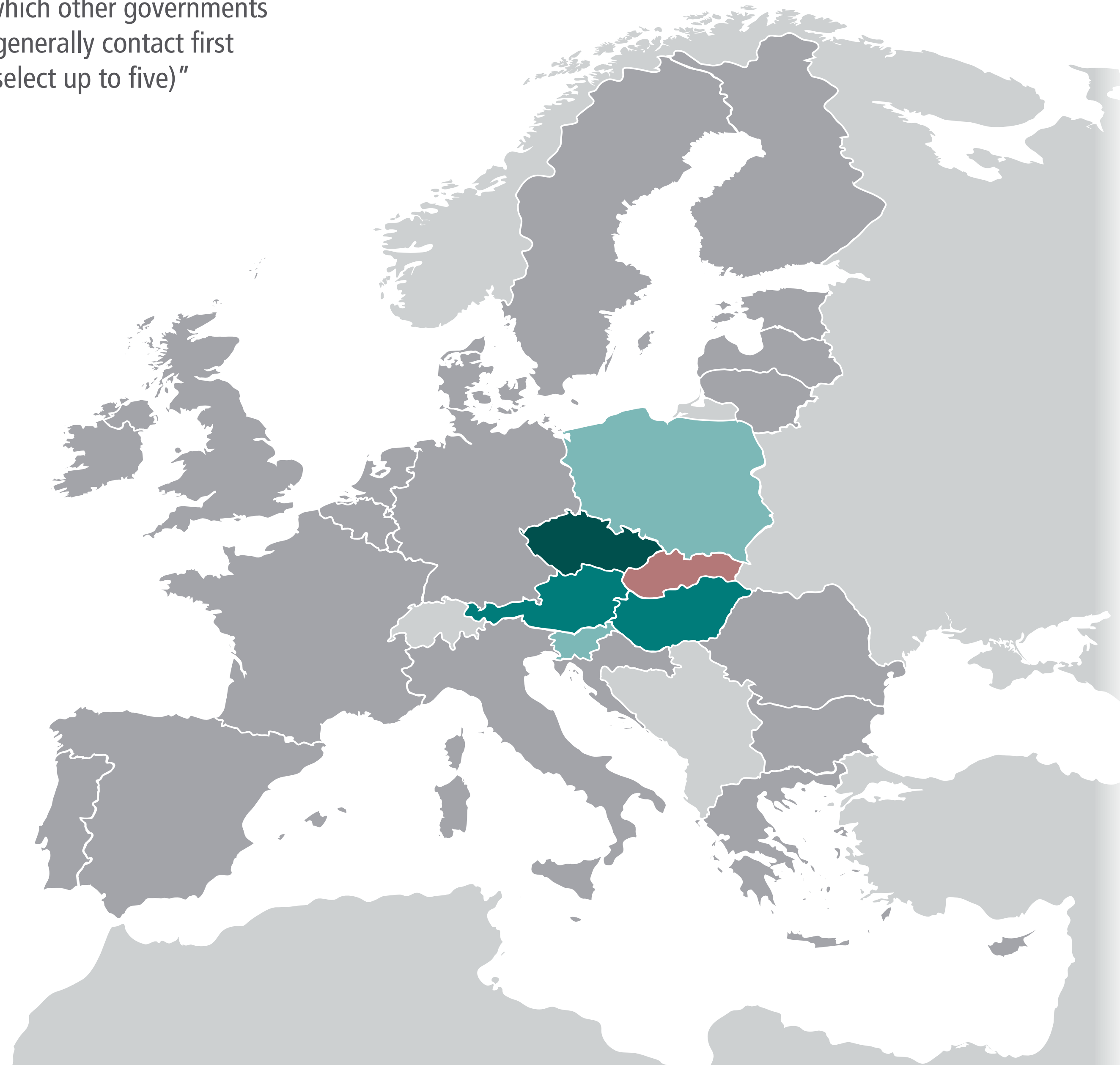
Preferences Overview

**Most Contacted**

Shared Interests

Most Responsive

Most Disappointing



Of 1352 votes by 394 respondents, Slovakia received 52 (3.8%)

16% Visegrád 4  
2% Big 6  
1% Affluent 7

Share of votes by group

25% Czech Rep.  
21% Hungary  
14% Austria  
9% Poland  
5% Slovenia

Share of votes by country

■ Top %  
■ 10+ %  
■ 5-9 %  
■ 1-4 %

Rounded results. 0% shares not shown.

# Most contacted Votes for Slovenia

Q1

“In your view or experience, which other governments would your own government generally contact first and/or most on EU matters? (select up to five)”

- EU
- Big Six ▶
- Founding Six ▶
- Affluent Seven ▶
- Southern Seven ▶
- Visegrád Four ▶

- Austria
- Belgium
- Bulgaria
- Croatia
- Cyprus
- Czech Rep. ▶
- Denmark ▶
- Estonia
- Finland ▶
- France ▶
- Germany ▶
- Greece
- Hungary ▶
- Ireland
- Italy ▶
- Latvia
- Lithuania
- Luxembourg
- Malta
- Netherlands ▶
- Poland ▶
- Portugal ▶
- Romania
- Slovakia
- Slovenia**
- Spain ▶
- Sweden
- UK ▶

Preferences Overview

**Most Contacted**

Shared Interests

Most Responsive

Most Disappointing



Of 1352 votes by 394 respondents, Slovenia received 3 (0.2%)

Share of votes by group

- 5% Austria
- 1% Italy
- 1% Poland

Share of votes by country

- Top %
- 10+ %
- 5-9 %
- 1-4 %

Rounded results. 0% shares not shown.



# Most contacted Votes for Spain by Spain

Q1

“In your view or experience, which other governments would your own government generally contact first and/or most on EU matters? (select up to five)”

- EU
- Big Six ▶
- Founding Six ▶
- Affluent Seven ▶
- Southern Seven ▶
- Visegrád Four ▶

- Austria
- Belgium
- Bulgaria
- Croatia
- Cyprus
- Czech Rep. ▶
- Denmark ▶
- Estonia
- Finland ▶
- France ▶
- Germany ▶
- Greece
- Hungary ▶
- Ireland
- Italy ▶
- Latvia
- Lithuania
- Luxembourg
- Malta
- Netherlands ▶
- Poland ▶
- Portugal ▶
- Romania
- Slovakia
- Slovenia
- Spain ▶**
- Sweden
- UK ▶


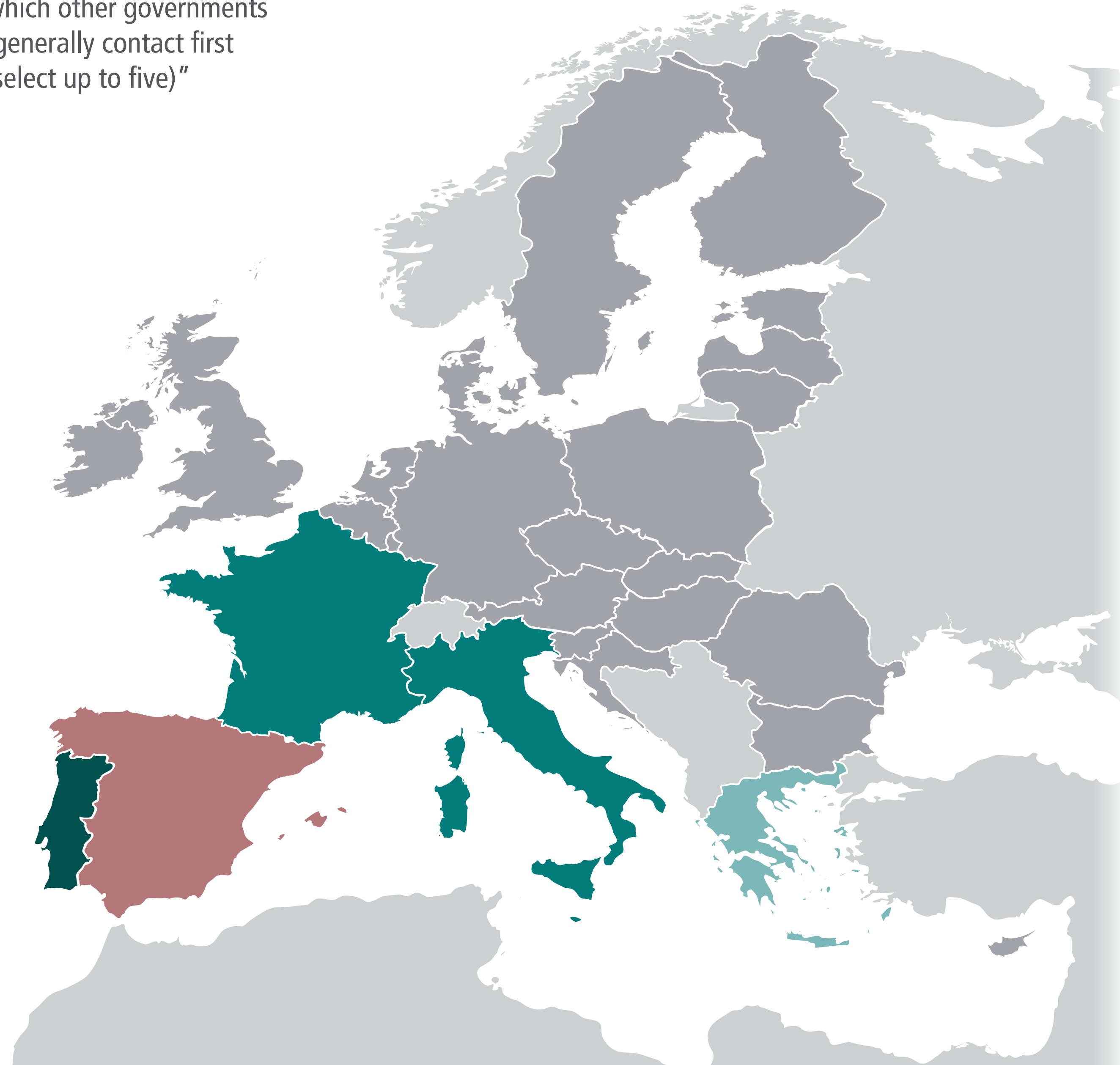
Preferences Overview

**Most Contacted**

Shared Interests

Most Responsive

Most Disappointing



Of 1352 votes by 394 respondents, Spain received 48 (3.6%)

- 10% Southern 7
- 6% Founding 6
- 5% Big 6
- 1% Visegrád 4

Share of votes by group

- 23% Portugal
- 12% France
- 11% Malta
- 10% Italy
- 5% Greece
- 3% Germany
- 3% Romania
- 2% Poland
- 2% UK

Share of votes by country

- Top %
- 10+ %
- 5-9 %
- 1-4 %

Rounded results. 0% shares not shown.



Spain



Design

Findings

Chapters

**Preferences**

Influence

Partners

Policies

ecfr.eu/eucoalitionexplorer

# Most contacted Votes for Spain by Spain

**Q1** "In your view or experience, which other governments would your own government generally contact first and/or most on EU matters? (select up to five)"

- EU
- Big Six ▶
- Founding Six ▶
- Affluent Seven ▶
- Southern Seven ▶
- Visegrád Four ▶

- Austria
- Belgium
- Bulgaria
- Croatia
- Cyprus
- Czech Rep. ▶
- Denmark ▶
- Estonia
- Finland ▶
- France ▶
- Germany ▶
- Greece
- Hungary ▶
- Ireland
- Italy ▶
- Latvia
- Lithuania
- Luxembourg
- Malta
- Netherlands ▶
- Poland ▶
- Portugal ▶
- Romania
- Slovakia
- Slovenia
- Spain ▶**
- Sweden
- UK ▶


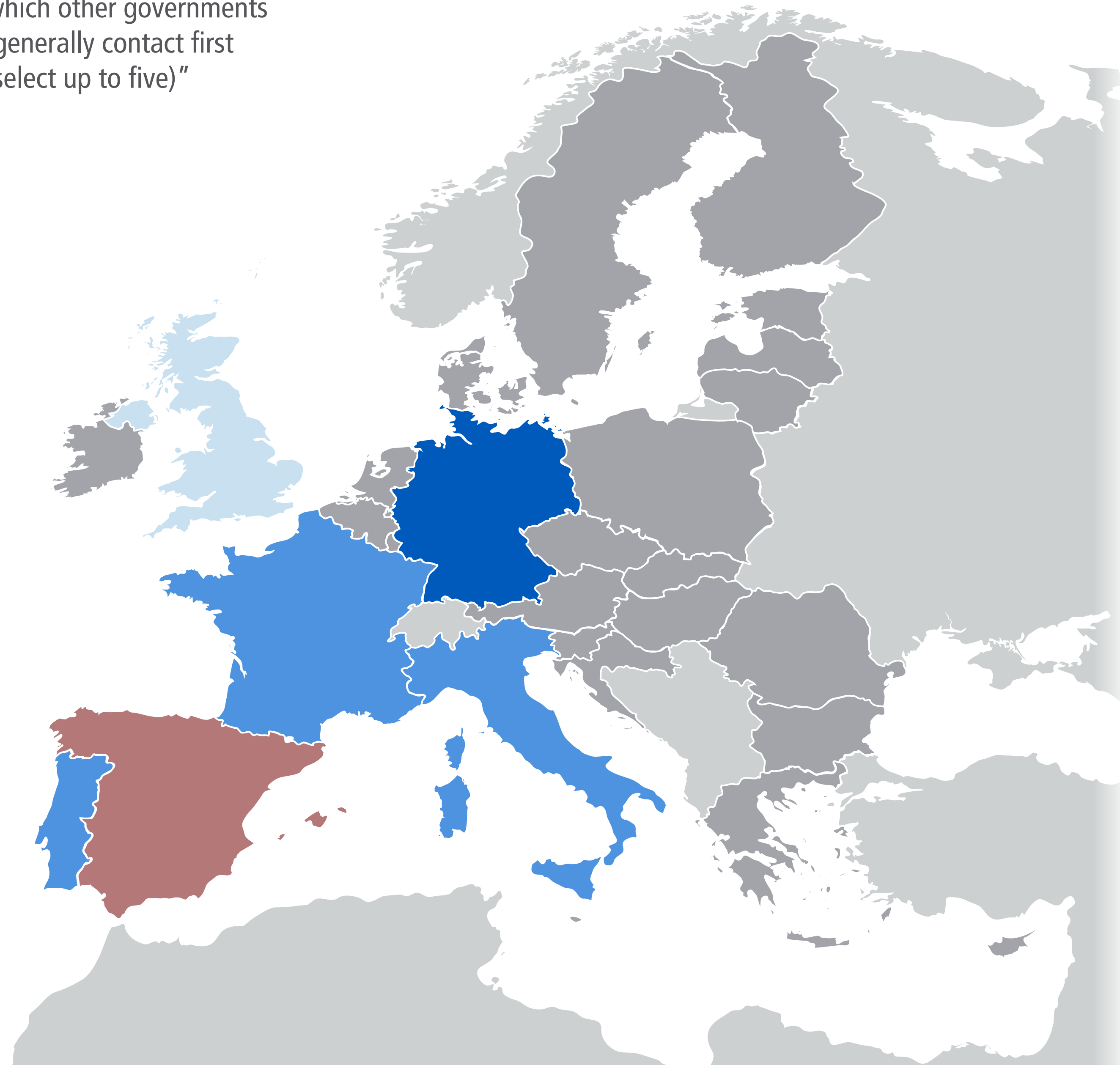
Preferences Overview

**Most Contacted**

Shared Interests

Most Responsive

Most Disappointing



Of 97 votes by 32 respondents, Germany received the most: 29

- 79% Big 6
- 74% Founding 6
- 56% Southern 7
- 5% Affluent 7
- 4% Visegrád 4

Share of votes for group

- 30% Germany
- 26% France
- 14% Italy
- 12% Portugal
- 5% UK
- 4% Poland
- 3% Greece
- 2% Belgium
- 2% Netherlands
- 1% Denmark

Share of votes for country

- Top %
- 10+ %
- 5-9 %
- 1-4 %

Rounded results. 0% shares not shown.

# Most contacted Votes for Sweden

Q1

“In your view or experience, which other governments would your own government generally contact first and/or most on EU matters? (select up to five)”

- EU
- Big Six ▶
- Founding Six ▶
- Affluent Seven ▶
- Southern Seven ▶
- Visegrád Four ▶

- Austria
- Belgium
- Bulgaria
- Croatia
- Cyprus
- Czech Rep. ▶
- Denmark ▶
- Estonia
- Finland ▶
- France ▶
- Germany ▶
- Greece
- Hungary ▶
- Ireland
- Italy ▶
- Latvia
- Lithuania
- Luxembourg
- Malta
- Netherlands ▶
- Poland ▶
- Portugal ▶
- Romania
- Slovakia
- Slovenia
- Spain ▶
- Sweden**
- UK ▶


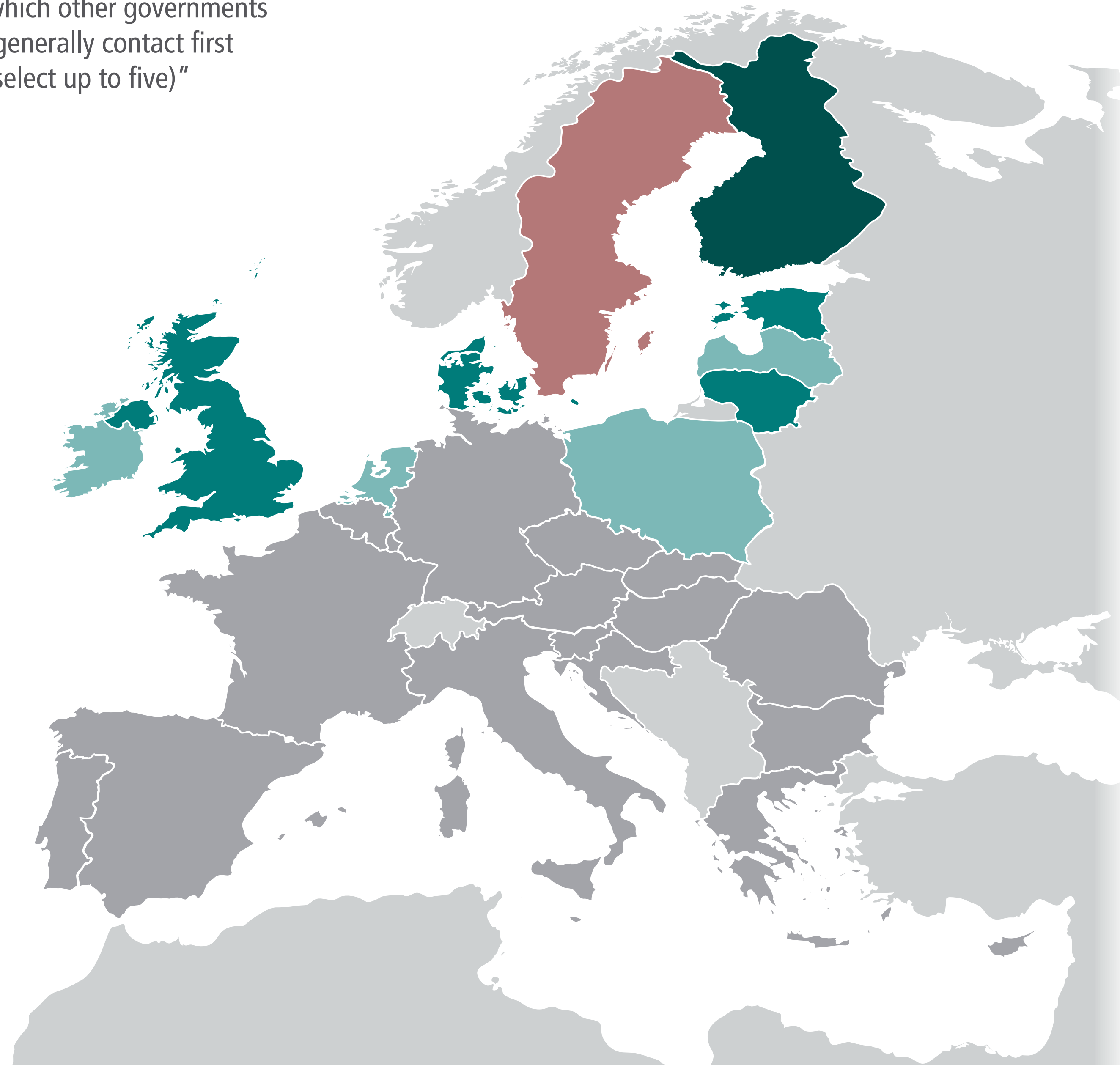
Preferences Overview

**Most Contacted**

Shared Interests

Most Responsive

Most Disappointing



Of 1352 votes by 394 respondents, Sweden received 67 (5%)

- 13% Affluent 7
- 2% Big 6
- 2% Founding 6
- 2% Visegrád 4

Share of votes by group

- 29% Finland
- 23% Denmark
- 21% Lithuania
- 13% Estonia
- 10% UK
- 8% Netherlands
- 6% Ireland
- 6% Latvia
- 5% Poland
- 2% Italy

Share of votes by country

- Top %
- 10+ %
- 5-9 %
- 1-4 %

Rounded results. 0% shares not shown.

# Most contacted Votes for UK by UK

Q1

“In your view or experience, which other governments would your own government generally contact first and/or most on EU matters? (select up to five)”

- EU
- Big Six ▶
- Founding Six ▶
- Affluent Seven ▶
- Southern Seven ▶
- Visegrád Four ▶

- Austria
- Belgium
- Bulgaria
- Croatia
- Cyprus
- Czech Rep. ▶
- Denmark ▶
- Estonia
- Finland ▶
- France ▶
- Germany ▶
- Greece
- Hungary ▶
- Ireland
- Italy ▶
- Latvia
- Lithuania
- Luxembourg
- Malta
- Netherlands ▶
- Poland ▶
- Portugal ▶
- Romania
- Slovakia
- Slovenia
- Spain ▶
- Sweden
- UK ▶**


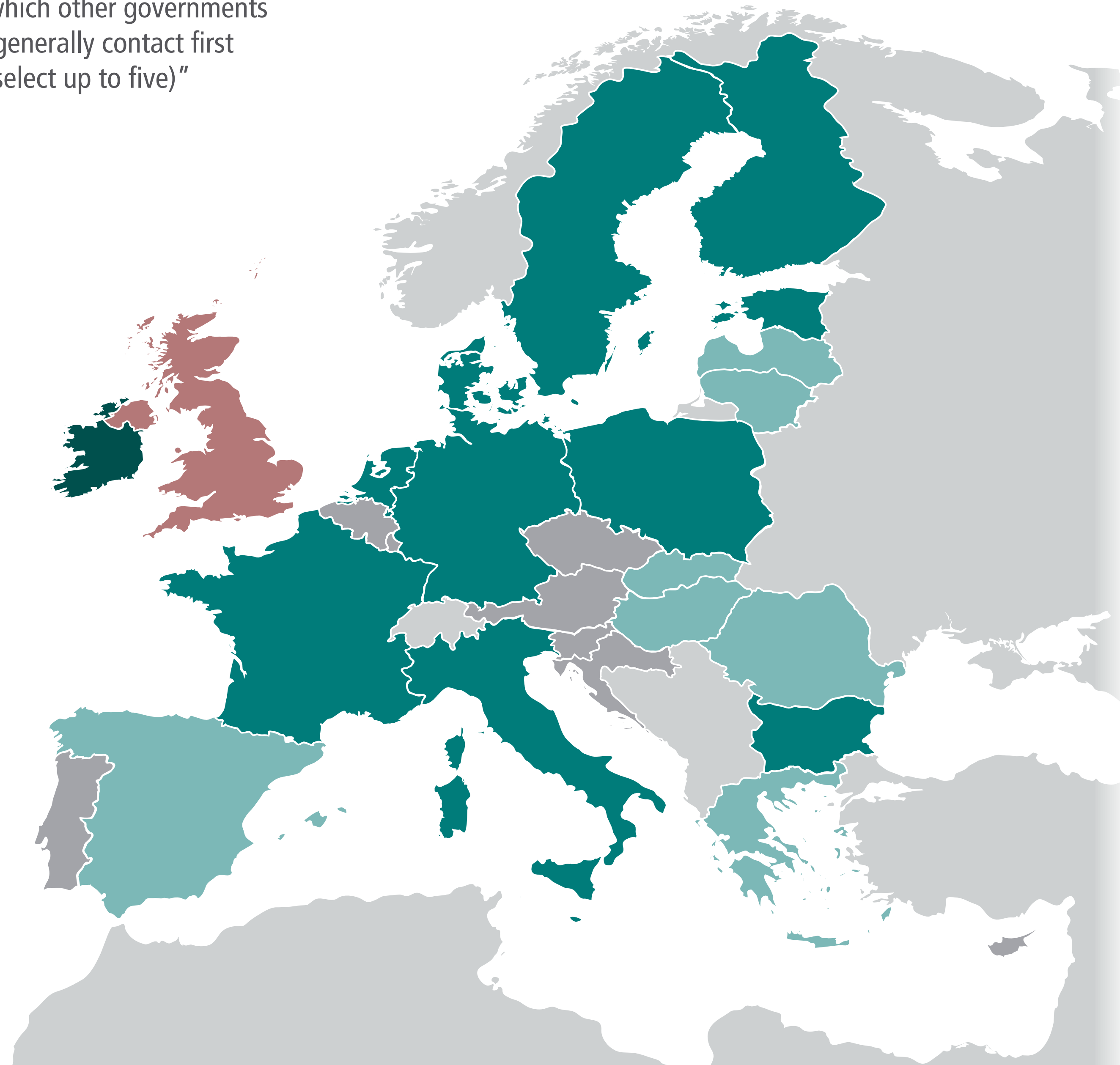
Preferences Overview

**Most Contacted**

Shared Interests

Most Responsive

Most Disappointing



Of 1352 votes by 394 respondents, UK received 143 (10.6%)

- 15% Affluent 7
- 13% Founding 6
- 10% Big 6
- 10% Southern 7
- 8% Visegrád 4

Share of votes by group

- 33% Ireland
- 24% Sweden
- 22% Malta
- 22% Netherlands
- 19% Denmark
- 17% France
- 15% Finland
- 13% Estonia
- 12% Bulgaria
- 11% Italy
- 11% Poland
- 10% Germany
- 8% Hungary
- 7% Lithuania
- 6% Latvia
- 5% Greece
- 5% Romania
- 5% Slovakia
- 5% Spain
- 4% Czech Rep.
- 4% Portugal
- 2% Belgium

Share of votes by country

- Top %
- 10+ %
- 5-9 %
- 1-4 %

Rounded results. 0% shares not shown.

# Most contacted Votes for UK by UK

Q1

“In your view or experience, which other governments would your own government generally contact first and/or most on EU matters? (select up to five)”

- EU
- Big Six ▶
- Founding Six ▶
- Affluent Seven ▶
- Southern Seven ▶
- Visegrád Four ▶

- Austria
- Belgium
- Bulgaria
- Croatia
- Cyprus
- Czech Rep. ▶
- Denmark ▶
- Estonia
- Finland ▶
- France ▶
- Germany ▶
- Greece
- Hungary ▶
- Ireland
- Italy ▶
- Latvia
- Lithuania
- Luxembourg
- Malta
- Netherlands ▶
- Poland ▶
- Portugal ▶
- Romania
- Slovakia
- Slovenia
- Spain ▶
- Sweden
- UK ▶**

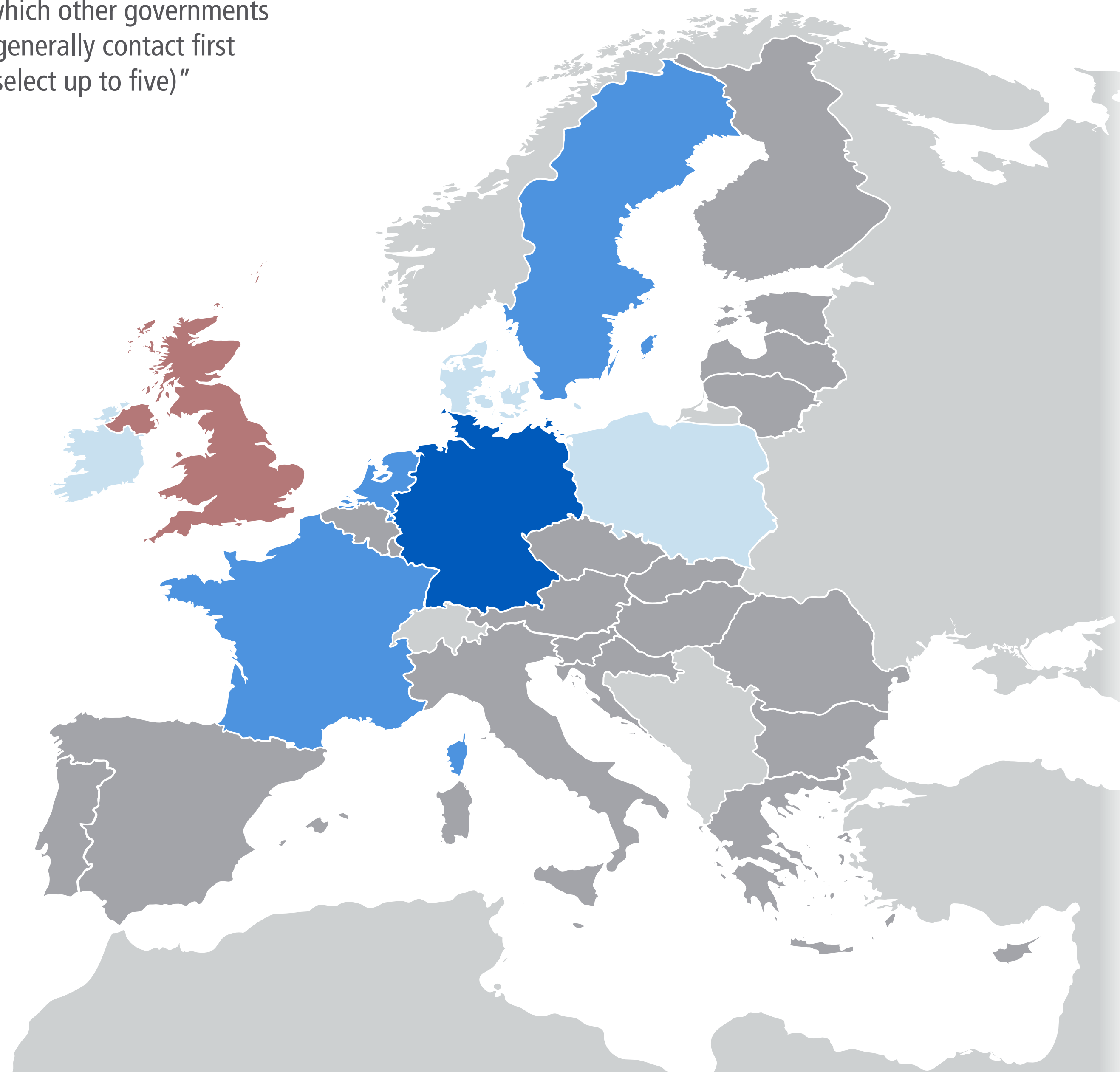
Preferences Overview

**Most Contacted**

Shared Interests

Most Responsive

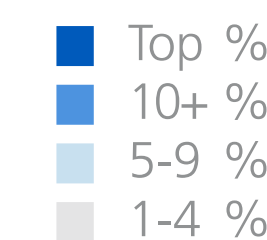
Most Disappointing



Of 41 votes by 13 respondents, Germany received the most: 12

Share of votes for group	Group
66%	Founding 6
59%	Big 6
34%	Affluent 7
22%	Southern 7
7%	Visegrád 4

Share of votes for country	Country
29%	Germany
17%	France
17%	Netherlands
10%	Sweden
7%	Denmark
7%	Ireland
7%	Poland
2%	Italy
2%	Spain



Rounded results. 0% shares not shown.



UK



Design

Findings

Chapters

**Preferences**

Influence

Partners

Policies

ecfr.eu/eucoalitionexplorer

# Shared Interests Votes total EU


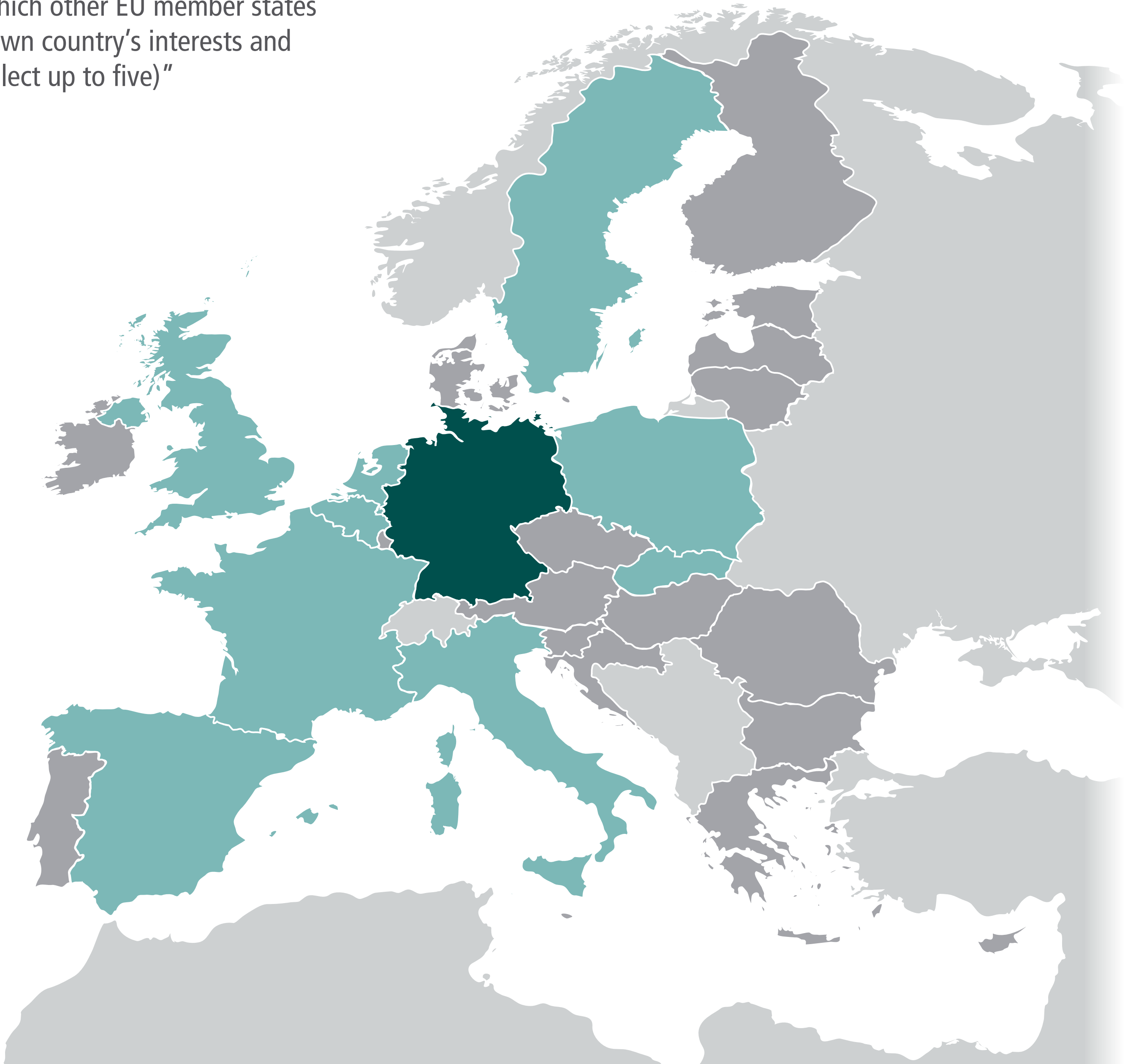
**Q2** “In your view or experience, which other EU member states generally share many of your own country’s interests and preferences on EU policies? (select up to five)”

- EU**
- Big Six ▶
- Founding Six ▶
- Affluent Seven ▶
- Southern Seven ▶
- Visegrád Four ▶

---

- Austria ▶
- Belgium ▶
- Bulgaria ▶
- Croatia ▶
- Cyprus ▶
- Czech Rep. ▶
- Denmark ▶
- Estonia ▶
- Finland ▶
- France ▶
- Germany ▶
- Greece ▶
- Hungary ▶
- Ireland ▶
- Italy ▶
- Latvia ▶
- Lithuania ▶
- Luxembourg ▶
- Malta ▶
- Netherlands ▶
- Poland ▶
- Portugal ▶
- Romania ▶
- Slovakia ▶
- Slovenia ▶
- Spain ▶
- Sweden ▶
- UK ▶

- Preferences Overview
- Most Contacted
- Shared Interests**
- Most Responsive
- Most Disappointing



Of 1594 votes by 406 respondents, Germany received the most: 182

Share of votes for group	Group
40.2%	Big 6
37.0%	Founding 6
30.1%	Affluent 7
22.1%	Southern 7
15.7%	Visegrád 4

Share of votes for country	Country
11.4%	Germany
7.4%	UK
6.3%	Netherlands
6.1%	Sweden
5.6%	Italy
5.5%	France
5.5%	Poland
5.0%	Belgium
4.8%	Spain
4.5%	Slovakia
3.6%	Finland
3.4%	Czech Rep.
3.1%	Denmark
3.1%	Luxembourg
3.1%	Portugal
2.8%	Austria
2.6%	Estonia
2.4%	Hungary
2.2%	Ireland
2.1%	Romania
2.0%	Greece
1.6%	Lithuania
1.3%	Croatia
1.3%	Latvia
1.2%	Slovenia
0.9%	Bulgaria
0.6%	Cyprus
0.4%	Malta

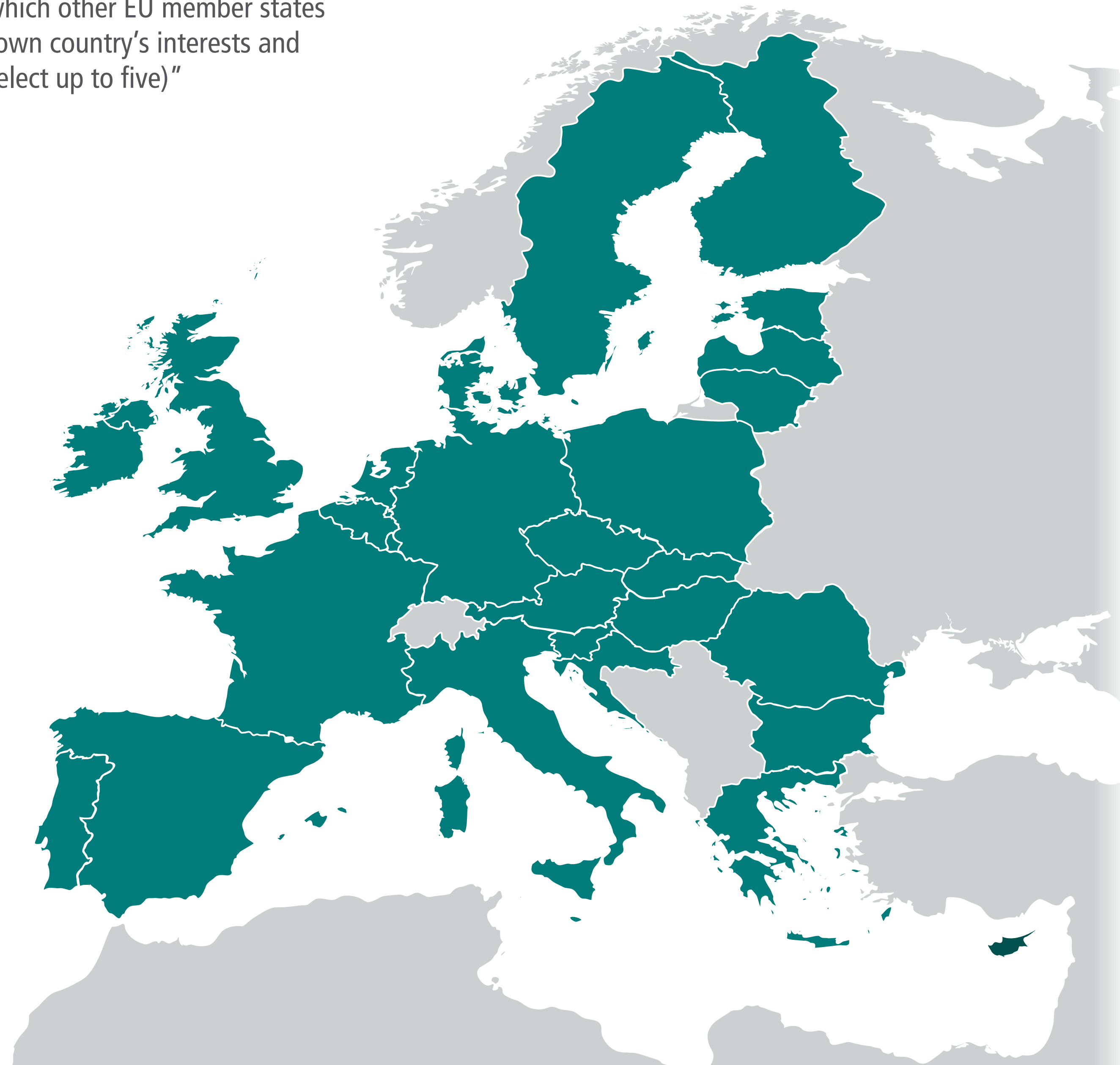
# Shared Interests Votes for Big Six by Big Six

**Q2** “In your view or experience, which other EU member states generally share many of your own country’s interests and preferences on EU policies? (select up to five)”

- EU
- Big Six ▶**
- Founding Six ▶
- Affluent Seven ▶
- Southern Seven ▶
- Visegrád Four ▶

- Austria
- Belgium
- Bulgaria
- Croatia
- Cyprus
- Czech Rep. ▶
- Denmark ▶
- Estonia
- Finland ▶
- France ▶
- Germany ▶
- Greece
- Hungary ▶
- Ireland
- Italy ▶
- Latvia
- Lithuania
- Luxembourg
- Malta
- Netherlands ▶
- Poland ▶
- Portugal ▶
- Romania
- Slovakia
- Slovenia
- Spain ▶
- Sweden
- UK ▶

- Preferences Overview
- Most Contacted
- Shared Interests**
- Most Responsive
- Most Disappointing



Of 1594 votes by 406 respondents, Big 6 received 641 (40.2%)

57% Southern 7  
 46% Founding 6  
 41% Big 6  
 38% Affluent 7  
 29% Visegrád 4

Share of votes by group

67% Cyprus  
 62% Portugal  
 61% France  
 58% Spain  
 57% Greece  
 56% Belgium  
 54% Luxembourg  
 50% Italy  
 43% Czech Rep.  
 40% Romania  
 37% Denmark  
 37% Lithuania  
 37% Sweden  
 36% Hungary  
 35% Ireland  
 35% Netherlands  
 34% Finland  
 32% Latvia  
 30% Estonia  
 30% Germany  
 29% Croatia  
 29% Malta  
 29% Slovakia  
 29% UK  
 27% Bulgaria  
 27% Slovenia  
 26% Austria  
 15% Poland

Share of votes by country

■ Top %  
 ■ 10+ %  
 ■ 5-9 %  
 ■ 1-4 %

Rounded results. 0% shares not shown.

# Shared Interests Votes for Big Six by Big Six

**Q2** “In your view or experience, which other EU member states generally share many of your own country’s interests and preferences on EU policies? (select up to five)”

- EU
- Big Six ▶**
- Founding Six ▶
- Affluent Seven ▶
- Southern Seven ▶
- Visegrád Four ▶

- Austria
- Belgium
- Bulgaria
- Croatia
- Cyprus
- Czech Rep. ▶
- Denmark ▶
- Estonia
- Finland ▶
- France ▶
- Germany ▶
- Greece
- Hungary ▶
- Ireland
- Italy ▶
- Latvia
- Lithuania
- Luxembourg
- Malta
- Netherlands ▶
- Poland ▶
- Portugal ▶
- Romania
- Slovakia
- Slovenia
- Spain ▶
- Sweden
- UK ▶


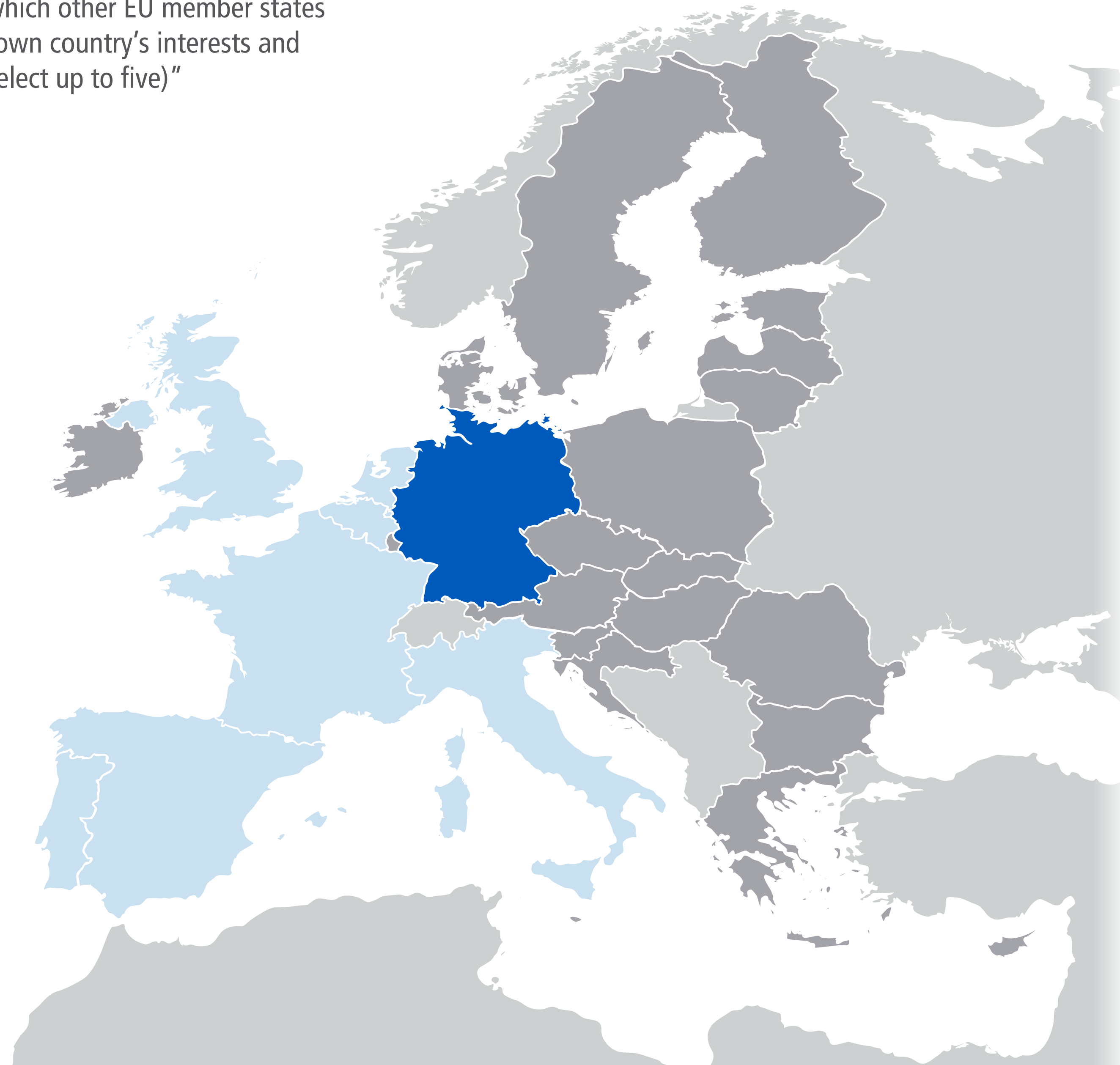
Preferences Overview

Most Contacted

**Shared Interests**

Most Responsive

Most Disappointing



Of 646 votes by 168 respondents, Germany received the most: 67

	Share of votes for group
46%	Founding 6
41%	Big 6
33%	Southern 7
30%	Affluent 7
8%	Visegrád 4

	Share of votes for country
10%	Germany
9%	Belgium
9%	France
9%	Italy
7%	Spain
6%	Netherlands
6%	Portugal
5%	UK
4%	Luxembourg
4%	Sweden
3%	Denmark
3%	Greece
3%	Hungary
3%	Romania
2%	Austria
2%	Czech Rep.
2%	Estonia
2%	Finland
2%	Ireland
2%	Lithuania
2%	Poland
2%	Slovakia
1%	Croatia
1%	Latvia
1%	Malta
1%	Slovenia

Rounded results. 0% shares not shown.



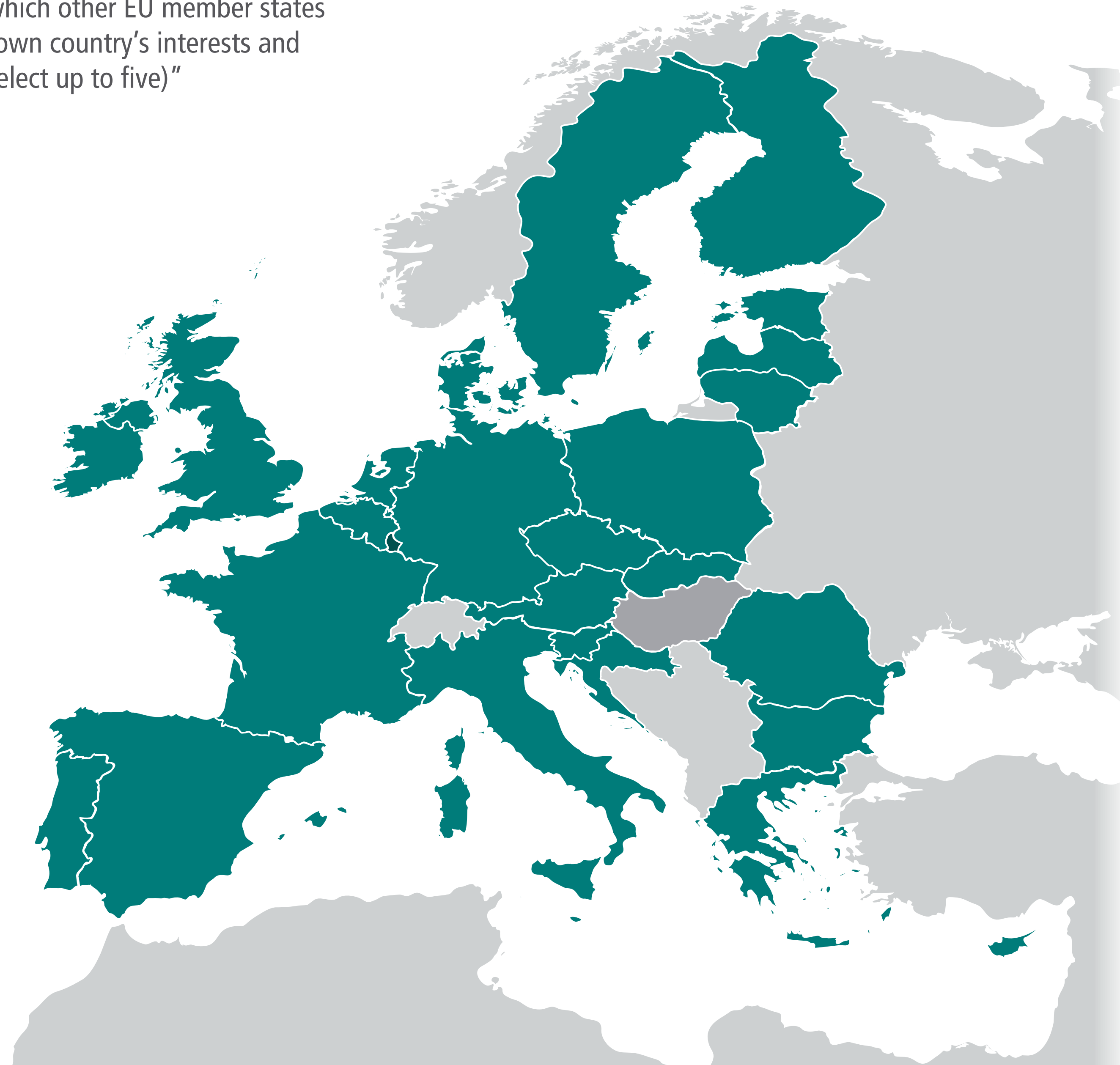
# Shared Interests Votes for Founding Six by Founding Six

**Q2** “In your view or experience, which other EU member states generally share many of your own country’s interests and preferences on EU policies? (select up to five)”

- EU
- Big Six ▶
- Founding Six ▶**
- Affluent Seven ▶
- Southern Seven ▶
- Visegrád Four ▶

- Austria
- Belgium
- Bulgaria
- Croatia
- Cyprus
- Czech Rep. ▶
- Denmark ▶
- Estonia
- Finland ▶
- France ▶
- Germany ▶
- Greece
- Hungary ▶
- Ireland
- Italy ▶
- Latvia
- Lithuania
- Luxembourg
- Malta
- Netherlands ▶
- Poland ▶
- Portugal ▶
- Romania
- Slovakia
- Slovenia
- Spain ▶
- Sweden
- UK ▶

- Preferences Overview
- Most Contacted
- Shared Interests**
- Most Responsive
- Most Disappointing



Of 1594 votes by 406 respondents, Founding 6 received 589 (37%)

Share of votes by group
55%
53%
46%
44%
9%

Share of votes by country
85%
70%
66%
63%
57%
47%
43%
42%
39%
38%
38%
38%
37%
37%
33%
31%
30%
29%
29%
29%
24%
15%
14%
13%
11%
10%
10%
4%

Rounded results. 0% shares not shown.

# Shared Interests Votes for Founding Six by Founding Six

**Q2** “In your view or experience, which other EU member states generally share many of your own country’s interests and preferences on EU policies? (select up to five)”

- EU
- Big Six ▶
- Founding Six ▶**
- Affluent Seven ▶
- Southern Seven ▶
- Visegrád Four ▶

- Austria
- Belgium
- Bulgaria
- Croatia
- Cyprus
- Czech Rep. ▶
- Denmark ▶
- Estonia
- Finland ▶
- France ▶
- Germany ▶
- Greece
- Hungary ▶
- Ireland
- Italy ▶
- Latvia
- Lithuania
- Luxembourg
- Malta
- Netherlands ▶
- Poland ▶
- Portugal ▶
- Romania
- Slovakia
- Slovenia
- Spain ▶
- Sweden
- UK ▶


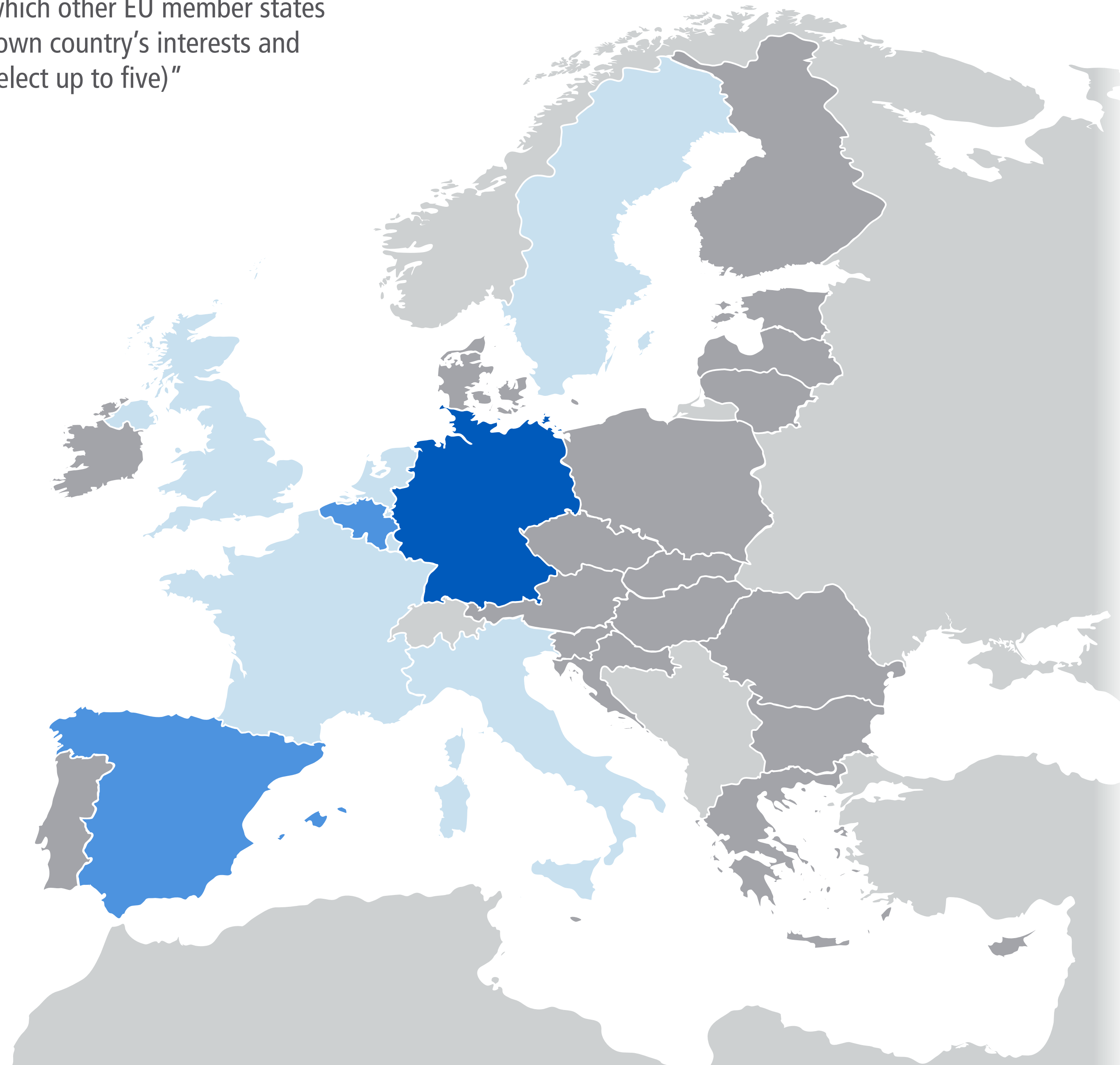
Preferences Overview

Most Contacted

**Shared Interests**

Most Responsive

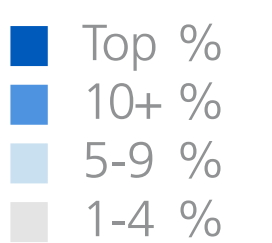
Most Disappointing



Of 524 votes by 133 respondents, Germany received the most: 73

Group	Share of votes for group
Founding 6	55%
Big 6	46%
Affluent 7	41%
Southern 7	32%
Visegrád 4	2%

Country	Share of votes for country
Germany	14%
Belgium	12%
Spain	10%
France	8%
Luxembourg	8%
Italy	7%
Netherlands	6%
UK	6%
Sweden	5%
Austria	4%
Denmark	4%
Portugal	4%
Finland	3%
Greece	2%
Ireland	2%
Croatia	1%
Czech Rep.	1%
Poland	1%
Slovakia	1%
Slovenia	1%



Rounded results. 0% shares not shown.

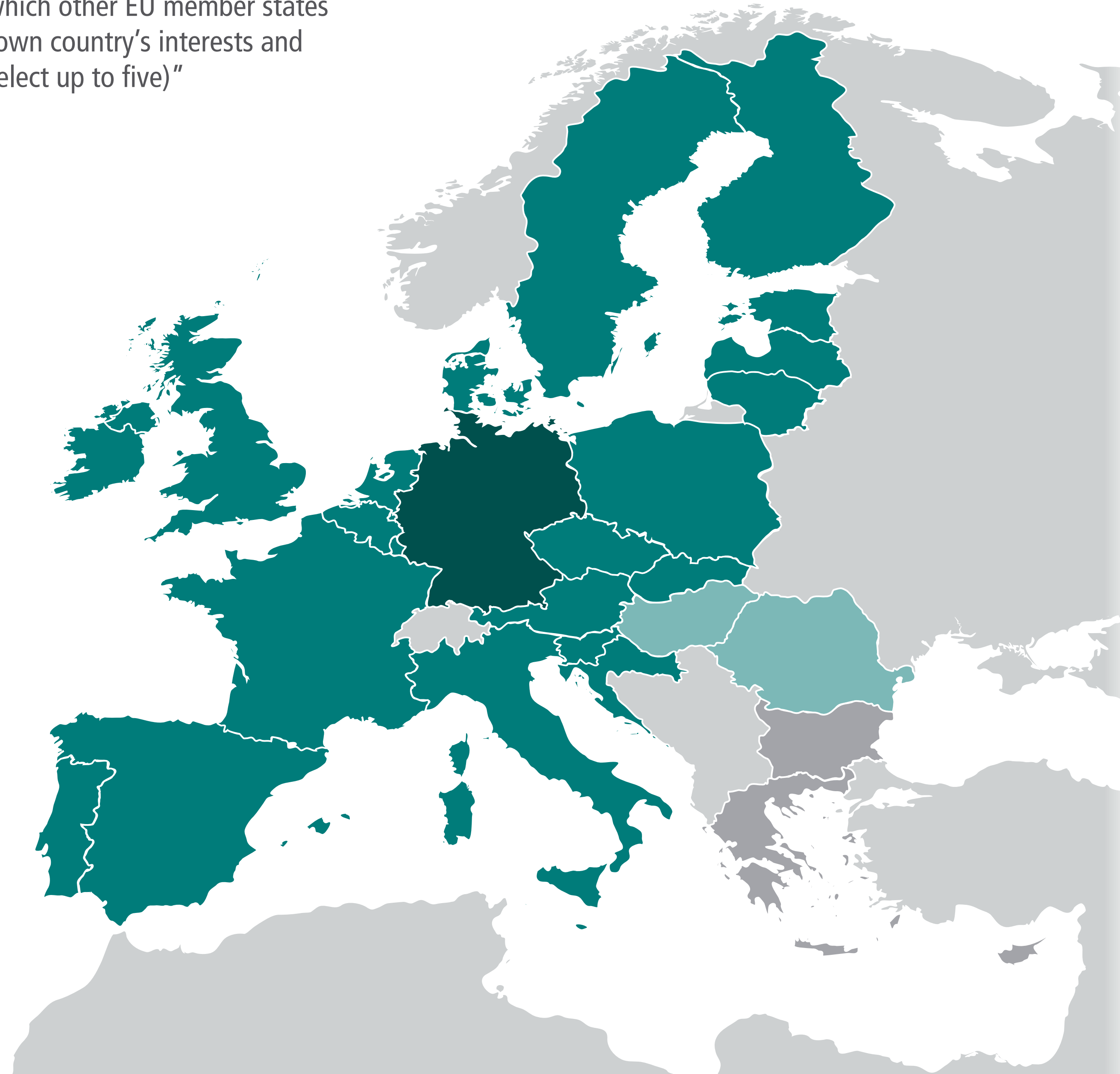
# Shared Interests Votes for Affluent Seven by Affluent Seven

**Q2** “In your view or experience, which other EU member states generally share many of your own country’s interests and preferences on EU policies? (select up to five)”

- EU
- Big Six ▶
- Founding Six ▶
- Affluent Seven ▶**
- Southern Seven ▶
- Visegrád Four ▶

- Austria
- Belgium
- Bulgaria
- Croatia
- Cyprus
- Czech Rep. ▶
- Denmark ▶
- Estonia
- Finland ▶
- France ▶
- Germany ▶
- Greece
- Hungary ▶
- Ireland
- Italy ▶
- Latvia
- Lithuania
- Luxembourg
- Malta
- Netherlands ▶
- Poland ▶
- Portugal ▶
- Romania
- Slovakia
- Slovenia
- Spain ▶
- Sweden
- UK ▶

- Preferences Overview
- Most Contacted
- Shared Interests**
- Most Responsive
- Most Disappointing



Of 1594 votes by 406 respondents, Affluent 7 received 480 (30.1%)

Share of votes by group
50% Affluent 7
41% Founding 6
30% Big 6
18% Southern 7
10% Visegrád 4

Share of votes by country
66% Germany
60% Netherlands
59% Ireland
56% Denmark
51% UK
49% Finland
46% Austria
42% Slovenia
40% Estonia
39% Sweden
38% Luxembourg
35% Belgium
29% Croatia
28% France
21% Latvia
20% Lithuania
15% Italy
14% Malta
14% Portugal
13% Spain
12% Poland
12% Slovakia
11% Czech Rep.
7% Hungary
7% Romania
3% Bulgaria

Rounded results. 0% shares not shown.


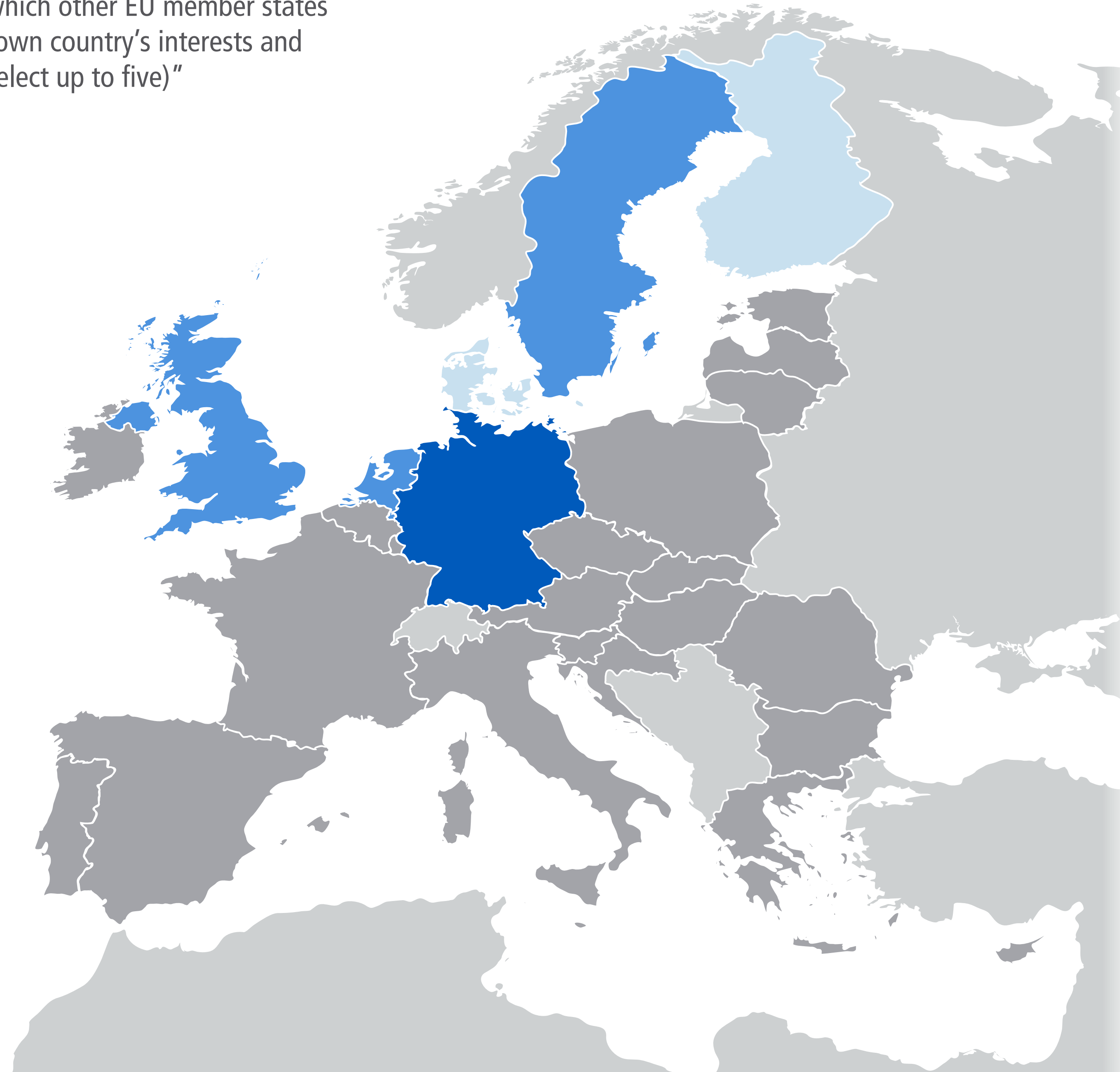
# Shared Interests Votes for Affluent Seven by Affluent Seven

**Q2** "In your view or experience, which other EU member states generally share many of your own country's interests and preferences on EU policies? (select up to five)"

- EU
- Big Six ▶
- Founding Six ▶
- Affluent Seven ▶**
- Southern Seven ▶
- Visegrád Four ▶

- |              |               |
|--------------|---------------|
| Austria      | Italy ▶       |
| Belgium      | Latvia        |
| Bulgaria     | Lithuania     |
| Croatia      | Luxembourg    |
| Cyprus       | Malta         |
| Czech Rep. ▶ | Netherlands ▶ |
| Denmark ▶    | Poland ▶      |
| Estonia      | Portugal ▶    |
| Finland ▶    | Romania       |
| France ▶     | Slovakia      |
| Germany ▶    | Slovenia      |
| Greece       | Spain ▶       |
| Hungary ▶    | Sweden        |
| Ireland      | UK ▶          |

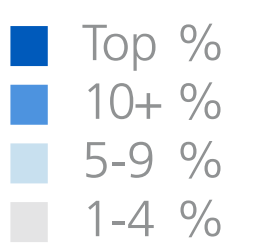
- Preferences Overview
- Most Contacted
- Shared Interests**
- Most Responsive
- Most Disappointing



Of 436 votes by 103 respondents, Germany received the most: 82

50%	Affluent 7	Share of votes for group
44%	Founding 6	
38%	Big 6	
9%	Southern 7	
3%	Visegrád 4	

19%	Germany	Share of votes for country
14%	Sweden	
11%	Netherlands	
11%	UK	
9%	Finland	
6%	Denmark	
4%	Belgium	
4%	France	
4%	Luxembourg	
3%	Estonia	
2%	Austria	
2%	Ireland	
2%	Italy	
2%	Spain	
1%	Czech Rep.	
1%	Hungary	
1%	Latvia	
1%	Poland	
1%	Portugal	
1%	Slovakia	
1%	Slovenia	



Rounded results. 0% shares not shown.

# Shared Interests Votes for Southern Seven by Southern Seven

**Q2** “In your view or experience, which other EU member states generally share many of your own country’s interests and preferences on EU policies? (select up to five)”

- EU
- Big Six ▶
- Founding Six ▶
- Affluent Seven ▶
- Southern Seven ▶**
- Visegrád Four ▶

- Austria
- Belgium
- Bulgaria
- Croatia
- Cyprus
- Czech Rep. ▶
- Denmark ▶
- Estonia
- Finland ▶
- France ▶
- Germany ▶
- Greece
- Hungary ▶
- Ireland
- Italy ▶
- Latvia
- Lithuania
- Luxembourg
- Malta
- Netherlands ▶
- Poland ▶
- Portugal ▶
- Romania
- Slovakia
- Slovenia
- Spain ▶
- Sweden
- UK ▶

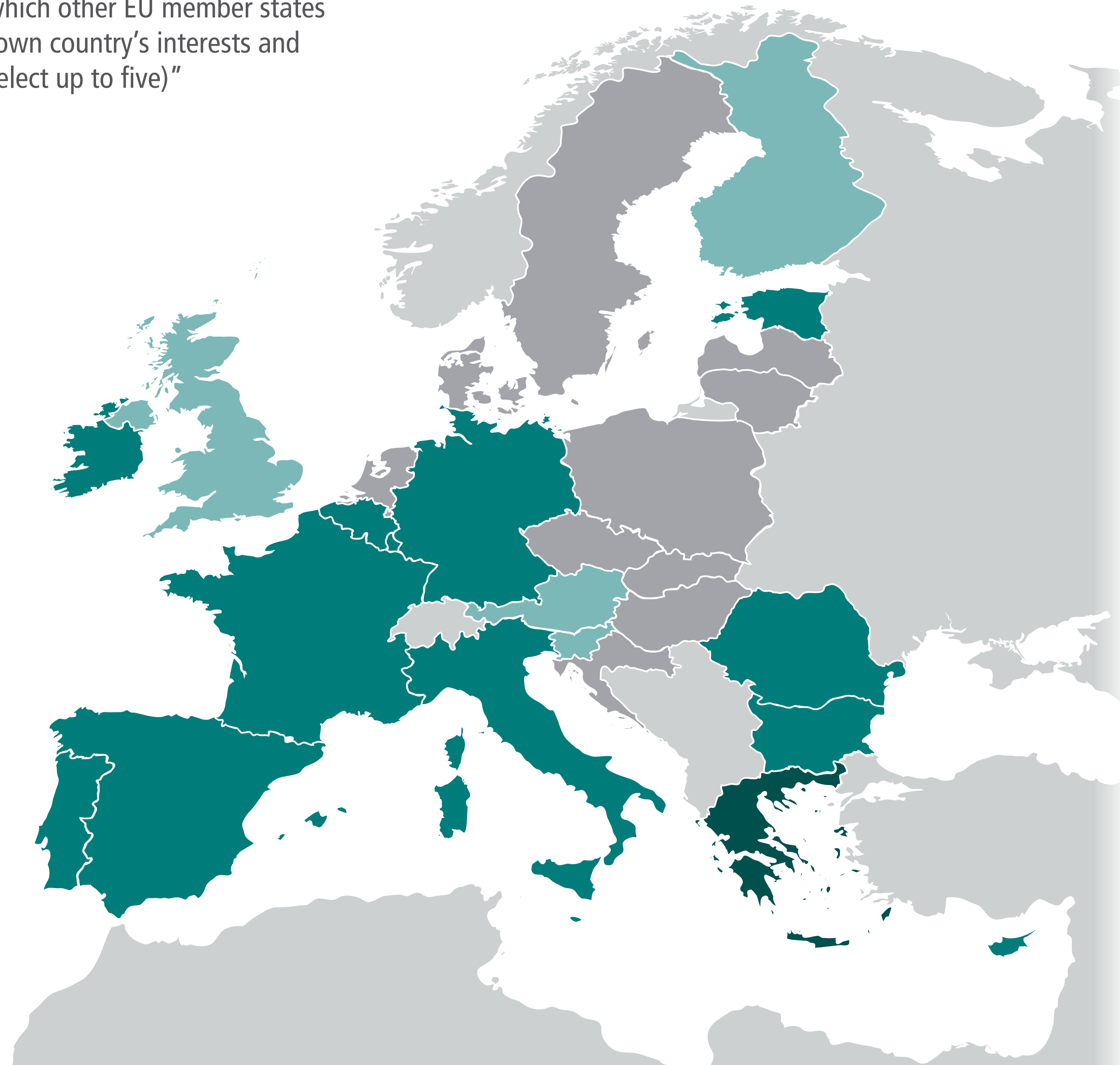
Preferences Overview

Most Contacted

**Shared Interests**

Most Responsive

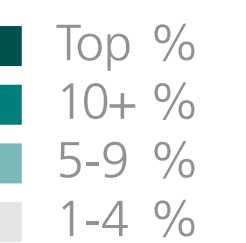
Most Disappointing



Of 1594 votes by 406 respondents, Southern 7 received 353 (22.1%)

Share of votes by group
56% Southern 7
33% Big 6
32% Founding 6
9% Affluent 7
1% Visegrád 4

Share of votes by country
95% Greece
68% Spain
67% Cyprus
61% Portugal
57% Malta
50% Italy
44% France
41% Belgium
27% Romania
24% Bulgaria
20% Germany
15% Luxembourg
12% Ireland
10% Estonia
8% Finland
8% Slovenia
7% UK
5% Austria
4% Netherlands
2% Poland
1% Denmark



Rounded results. 0% shares not shown.

# Shared Interests Votes for Southern Seven by Southern Seven

**Q2** “In your view or experience, which other EU member states generally share many of your own country’s interests and preferences on EU policies? (select up to five)”

- EU
- Big Six ▶
- Founding Six ▶
- Affluent Seven ▶
- Southern Seven ▶**
- Visegrád Four ▶

- Austria
- Belgium
- Bulgaria
- Croatia
- Cyprus
- Czech Rep. ▶
- Denmark ▶
- Estonia
- Finland ▶
- France ▶
- Germany ▶
- Greece
- Hungary ▶
- Ireland
- Italy ▶
- Latvia
- Lithuania
- Luxembourg
- Malta
- Netherlands ▶
- Poland ▶
- Portugal ▶
- Romania
- Slovakia
- Slovenia
- Spain ▶
- Sweden
- UK ▶


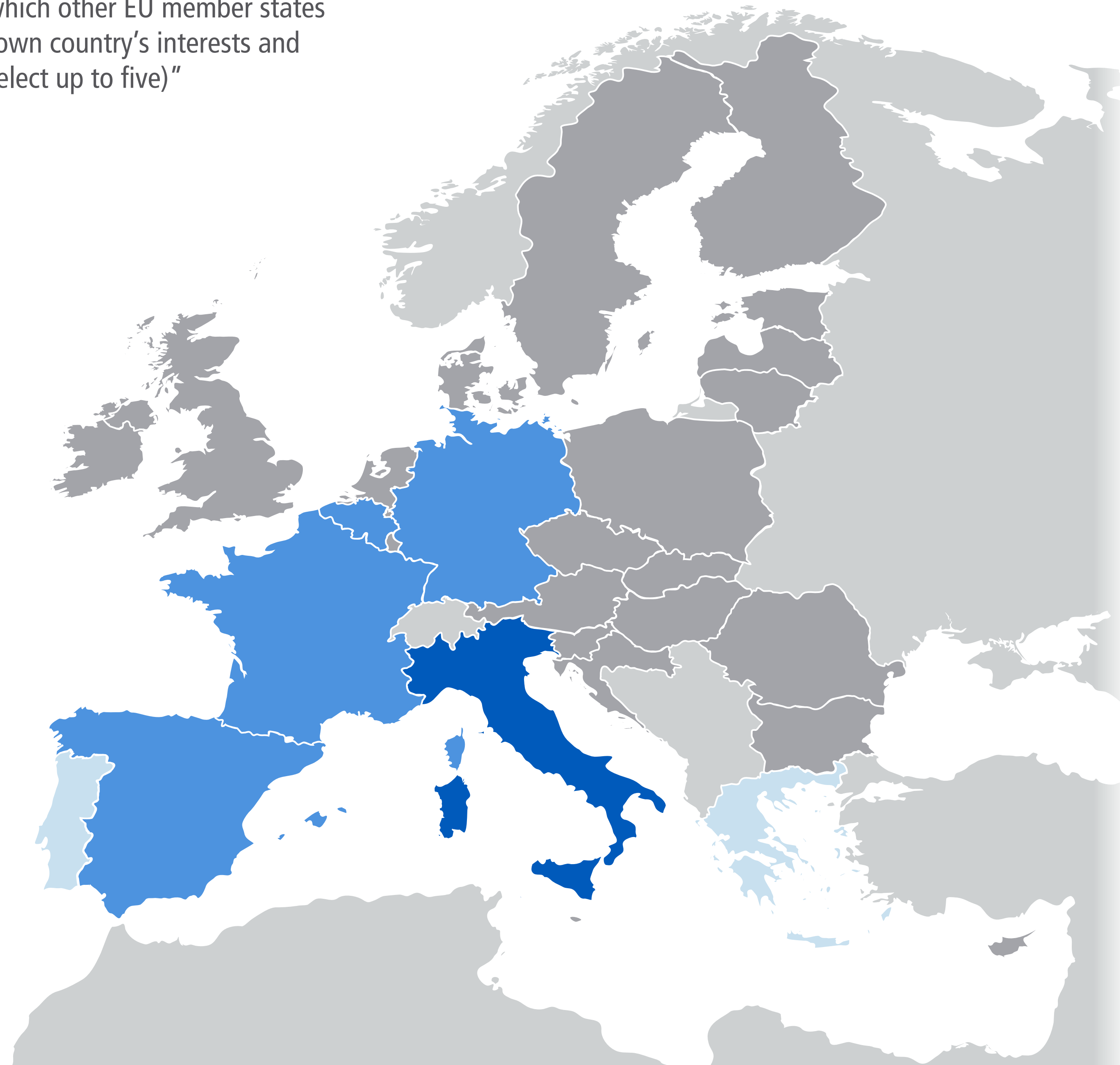
Preferences Overview

Most Contacted

**Shared Interests**

Most Responsive

Most Disappointing



Of 452 votes by 124 respondents, Italy received the most: 71

- 57% Big 6
- 56% Southern 7
- 53% Founding 6
- 18% Affluent 7
- 2% Visegrád 4

Share of votes for group

- 16% Italy
- 14% Spain
- 12% Germany
- 11% Belgium
- 10% France
- 9% Portugal
- 6% Greece
- 4% Ireland
- 4% UK
- 3% Luxembourg
- 2% Cyprus
- 2% Poland
- 1% Croatia
- 1% Denmark
- 1% Netherlands
- 1% Romania
- 1% Slovenia
- 1% Sweden

Share of votes for country

- Top %
- 10+ %
- 5-9 %
- 1-4 %

Rounded results. 0% shares not shown.

# Shared Interests Votes for Visegrád Four by Visegrád Four

**Q2** “In your view or experience, which other EU member states generally share many of your own country’s interests and preferences on EU policies? (select up to five)”

- EU
- Big Six ▶
- Founding Six ▶
- Affluent Seven ▶
- Southern Seven ▶
- Visegrád Four ▶**

- Austria
- Belgium
- Bulgaria
- Croatia
- Cyprus
- Czech Rep. ▶
- Denmark ▶
- Estonia
- Finland ▶
- France ▶
- Germany ▶
- Greece
- Hungary ▶
- Ireland
- Italy ▶
- Latvia
- Lithuania
- Luxembourg
- Malta
- Netherlands ▶
- Poland ▶
- Portugal ▶
- Romania
- Slovakia
- Slovenia
- Spain ▶
- Sweden
- UK ▶


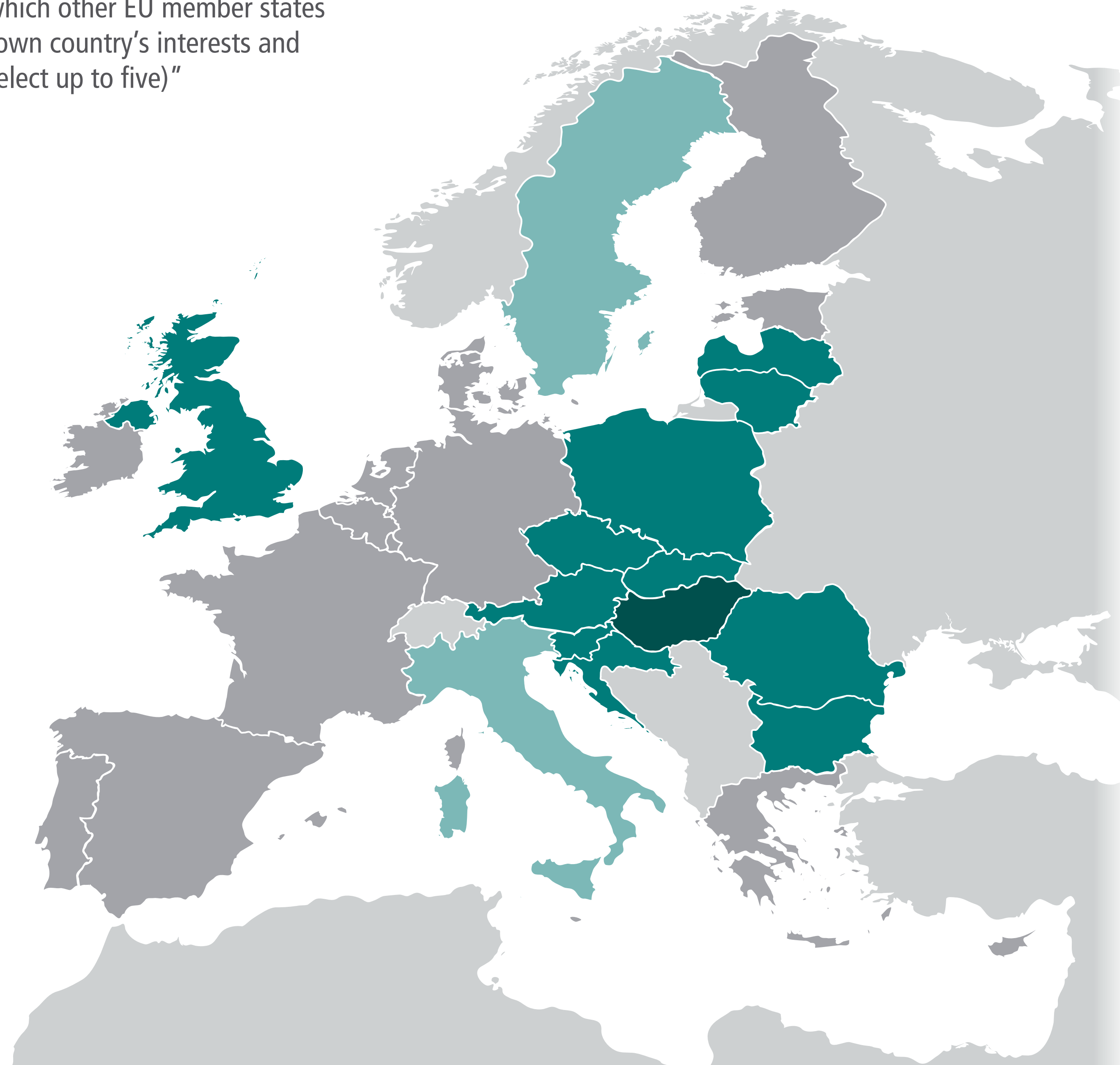
Preferences Overview

Most Contacted

**Shared Interests**

Most Responsive

Most Disappointing



Of 1594 votes by 406 respondents, Visegrád 4 received 251 (15.7%)

Share of votes by group	
51%	Visegrád 4
8%	Big 6
3%	Affluent 7
2%	Founding 6
2%	Southern 7

Share of votes by country	
67%	Hungary
65%	Slovakia
62%	Czech Rep.
38%	Romania
28%	Poland
23%	Lithuania
19%	Slovenia
18%	UK
16%	Latvia
15%	Bulgaria
14%	Croatia
13%	Austria
5%	Italy
5%	Sweden
4%	Denmark
4%	Portugal
3%	Netherlands
2%	Germany
2%	Spain
1%	France

- Top %
- 10+ %
- 5-9 %
- 1-4 %

Rounded results. 0% shares not shown.

# Shared Interests Votes for Visegrád Four by Visegrád Four

**Q2** “In your view or experience, which other EU member states generally share many of your own country’s interests and preferences on EU policies? (select up to five)”

- EU
- Big Six ▶
- Founding Six ▶
- Affluent Seven ▶
- Southern Seven ▶
- Visegrád Four ▶**

- Austria
- Belgium
- Bulgaria
- Croatia
- Cyprus
- Czech Rep. ▶
- Denmark ▶
- Estonia
- Finland ▶
- France ▶
- Germany ▶
- Greece
- Hungary ▶
- Ireland
- Italy ▶
- Latvia
- Lithuania
- Luxembourg
- Malta
- Netherlands ▶
- Poland ▶
- Portugal ▶
- Romania
- Slovakia
- Slovenia
- Spain ▶
- Sweden
- UK ▶


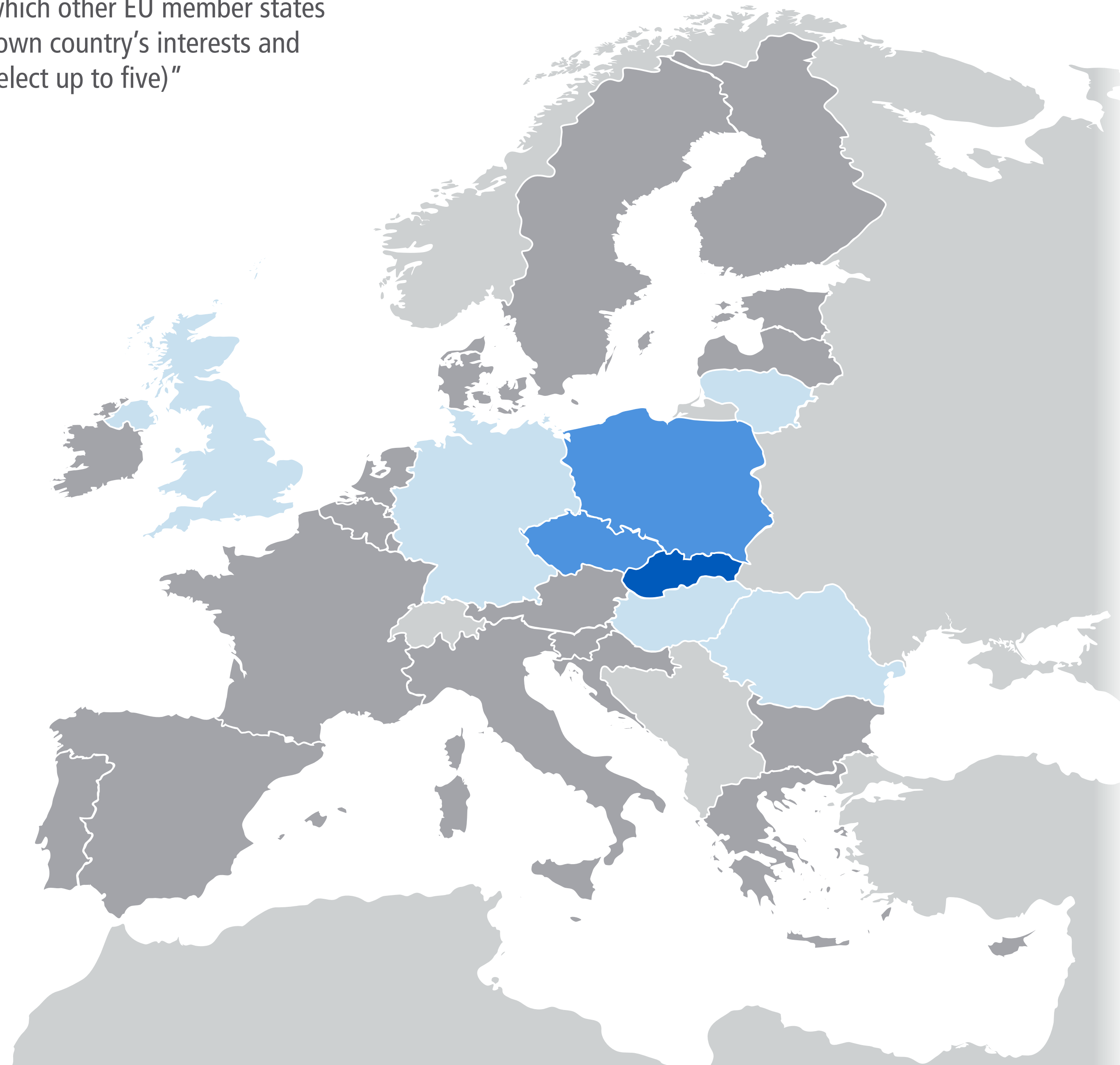
Preferences Overview

Most Contacted

**Shared Interests**

Most Responsive

Most Disappointing



Of 334 votes by 85 respondents, Slovakia received the most: 56

Share of votes for group	Group
51%	Visegrád 4
29%	Big 6
10%	Affluent 7
9%	Founding 6
1%	Southern 7

Share of votes for country	Country
17%	Slovakia
14%	Poland
11%	Czech Rep.
9%	Hungary
8%	UK
7%	Romania
6%	Germany
5%	Lithuania
4%	Estonia
2%	Austria
2%	Bulgaria
2%	Croatia
2%	Latvia
2%	Netherlands
2%	Sweden
1%	Denmark
1%	Finland
1%	France
1%	Slovenia

- Top %
- 10+ %
- 5-9 %
- 1-4 %

Rounded results. 0% shares not shown.



# Shared Interests Votes for Austria

**Q2** “In your view or experience, which other EU member states generally share many of your own country’s interests and preferences on EU policies? (select up to five)”

- EU
- Big Six ▶
- Founding Six ▶
- Affluent Seven ▶
- Southern Seven ▶
- Visegrád Four ▶

- Austria**
- Belgium
- Bulgaria
- Croatia
- Cyprus
- Czech Rep. ▶
- Denmark ▶
- Estonia
- Finland ▶
- France ▶
- Germany ▶
- Greece
- Hungary ▶
- Ireland
- Italy ▶
- Latvia
- Lithuania
- Luxembourg
- Malta
- Netherlands ▶
- Poland ▶
- Portugal ▶
- Romania
- Slovakia
- Slovenia
- Spain ▶
- Sweden
- UK ▶


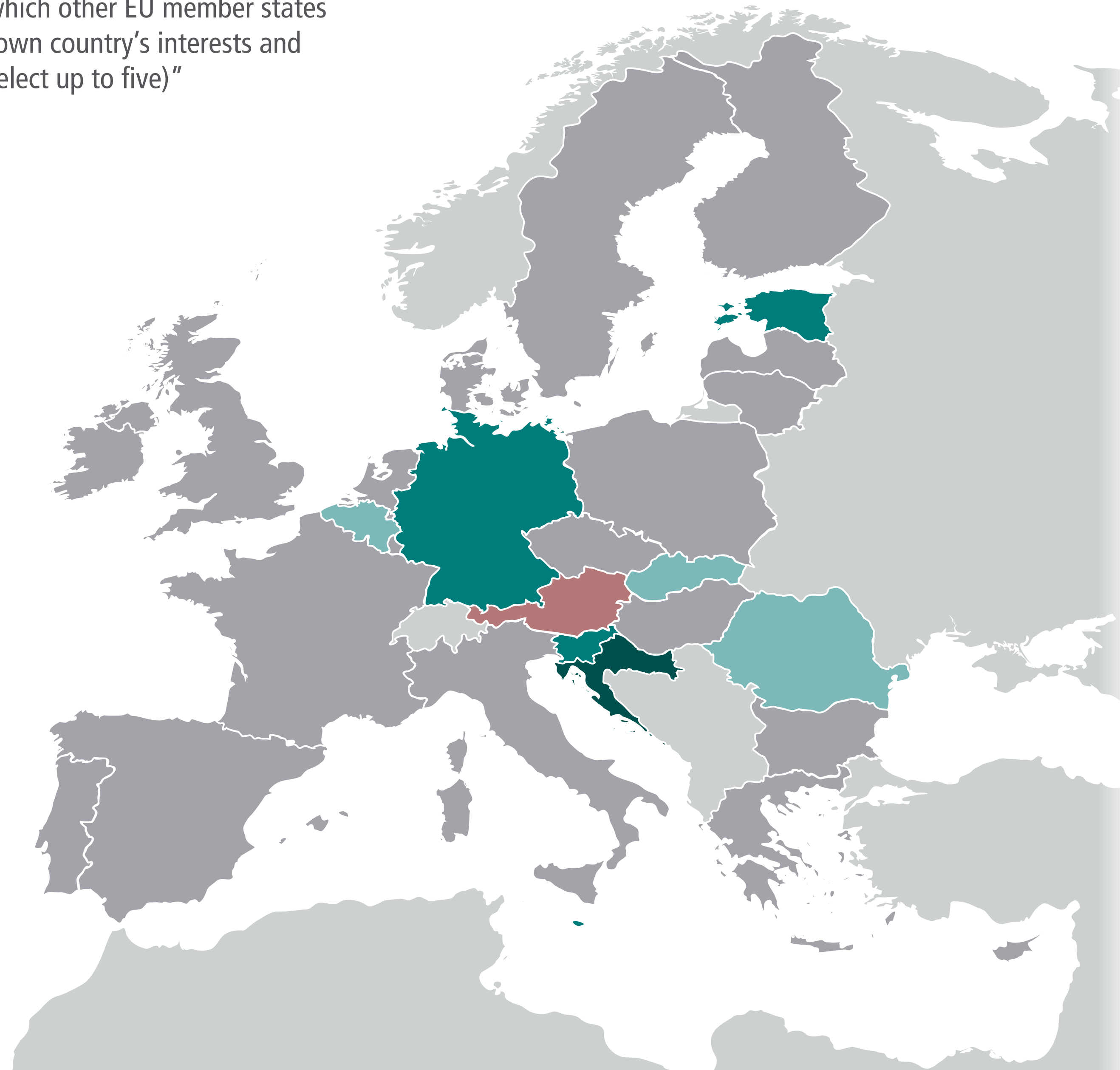
Preferences Overview

Most Contacted

**Shared Interests**

Most Responsive

Most Disappointing



Of 1594 votes by 406 respondents, Austria received 44 (2.8%)

4%	Founding 6	Share of votes by group
2%	Affluent 7	
2%	Big 6	
2%	Visegrád 4	

29%	Croatia	Share of votes by country
23%	Slovenia	
14%	Malta	
10%	Estonia	
10%	Germany	
6%	Slovakia	
5%	Belgium	
5%	Romania	
4%	Hungary	
3%	Czech Rep.	
3%	Netherlands	
2%	Finland	
2%	Sweden	
1%	Denmark	
1%	Italy	

Top %  
 10+ %  
 5-9 %  
 1-4 %

Rounded results. 0% shares not shown.

# Shared Interests Votes for Belgium

**Q2** “In your view or experience, which other EU member states generally share many of your own country’s interests and preferences on EU policies? (select up to five)”

- EU
- Big Six ▶
- Founding Six ▶
- Affluent Seven ▶
- Southern Seven ▶
- Visegrád Four ▶

- Austria
- Belgium**
- Bulgaria
- Croatia
- Cyprus
- Czech Rep. ▶
- Denmark ▶
- Estonia
- Finland ▶
- France ▶
- Germany ▶
- Greece
- Hungary ▶
- Ireland
- Italy ▶
- Latvia
- Lithuania
- Luxembourg
- Malta
- Netherlands ▶
- Poland ▶
- Portugal ▶
- Romania
- Slovakia
- Slovenia
- Spain ▶
- Sweden
- UK ▶


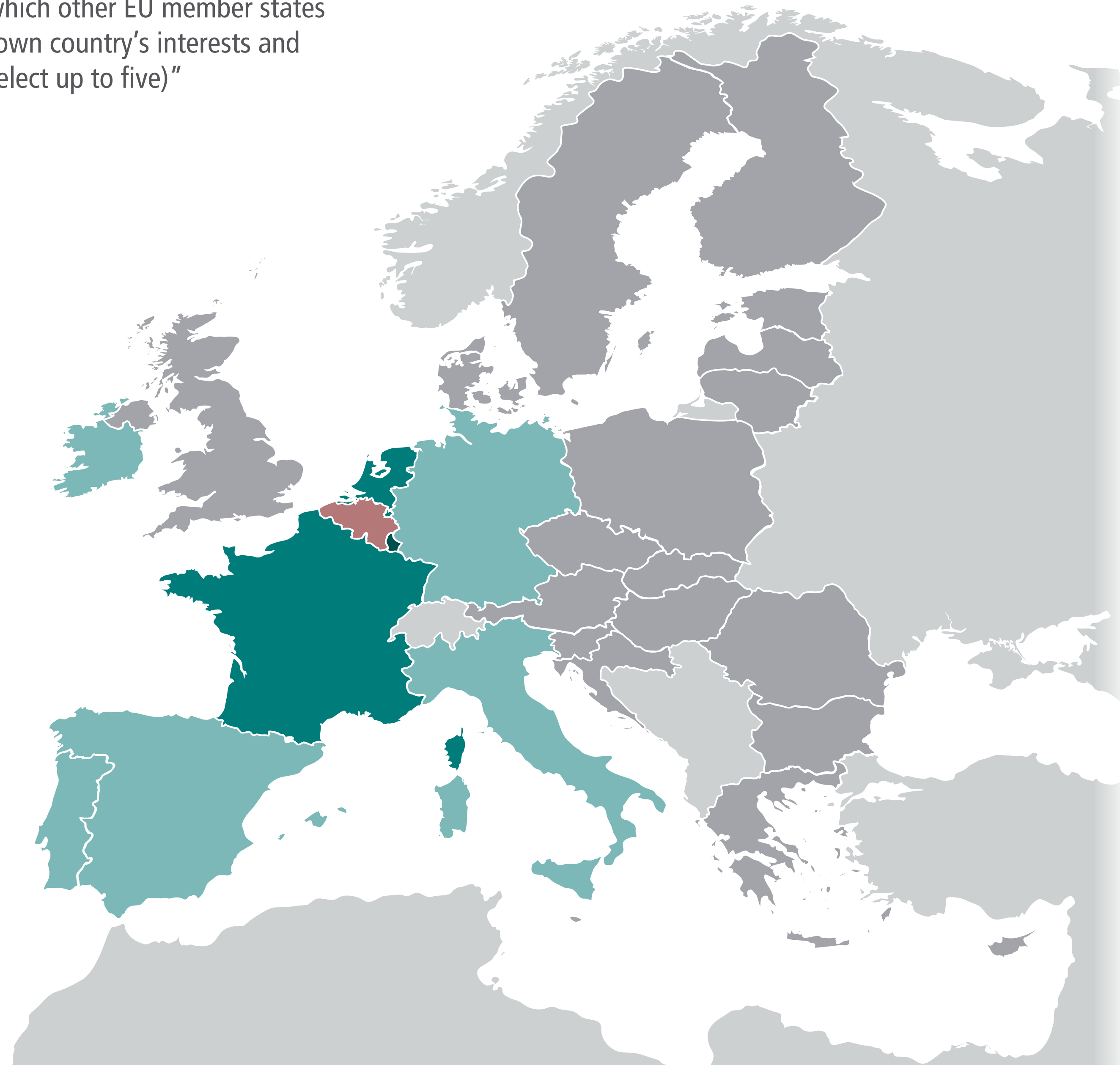
Preferences Overview

Most Contacted

**Shared Interests**

Most Responsive

Most Disappointing



Of 1594 votes by 406 respondents, Belgium received 79 (5%)

- 12% Founding 6
- 11% Southern 7
- 9% Big 6
- 4% Affluent 7

Share of votes by group

- 31% Luxembourg
- 20% France
- 13% Netherlands
- 9% Germany
- 8% Italy
- 8% Spain
- 7% Portugal
- 6% Ireland
- 3% Austria
- 3% Finland
- 1% Poland

Share of votes by country

- Top %
- 10+ %
- 5-9 %
- 1-4 %

Rounded results. 0% shares not shown.

# Shared Interests Votes for Bulgaria

**Q2** “In your view or experience, which other EU member states generally share many of your own country’s interests and preferences on EU policies? (select up to five)”

- EU
- Big Six ▶
- Founding Six ▶
- Affluent Seven ▶
- Southern Seven ▶
- Visegrád Four ▶

- Austria
- Belgium
- Bulgaria**
- Croatia
- Cyprus
- Czech Rep. ▶
- Denmark ▶
- Estonia
- Finland ▶
- France ▶
- Germany ▶
- Greece
- Hungary ▶
- Ireland
- Italy ▶
- Latvia
- Lithuania
- Luxembourg
- Malta
- Netherlands ▶
- Poland ▶
- Portugal ▶
- Romania
- Slovakia
- Slovenia
- Spain ▶
- Sweden
- UK ▶

Preferences Overview

Most Contacted

**Shared Interests**

Most Responsive

Most Disappointing



Of 1594 votes by 406 respondents, Bulgaria received 14 (0.9%)

2% Visegrád 4

Share of votes by group

13% Romania  
6% Slovakia  
5% Greece  
3% Hungary  
2% Poland

Share of votes by country

■ Top %  
■ 10+ %  
■ 5-9 %  
■ 1-4 %

Rounded results. 0% shares not shown.

# Shared Interests Votes for Croatia

**Q2** “In your view or experience, which other EU member states generally share many of your own country’s interests and preferences on EU policies? (select up to five)”

- EU
- Big Six ▶
- Founding Six ▶
- Affluent Seven ▶
- Southern Seven ▶
- Visegrád Four ▶

- Austria
- Belgium
- Bulgaria
- Croatia**
- Cyprus
- Czech Rep. ▶
- Denmark ▶
- Estonia
- Finland ▶
- France ▶
- Germany ▶
- Greece
- Hungary ▶
- Ireland
- Italy ▶
- Latvia
- Lithuania
- Luxembourg
- Malta
- Netherlands ▶
- Poland ▶
- Portugal ▶
- Romania
- Slovakia
- Slovenia
- Spain ▶
- Sweden
- UK ▶


Preferences Overview

Most Contacted

**Shared Interests**

Most Responsive

Most Disappointing



Of 1594 votes by 406 respondents, Croatia received 20 (1.3%)

2% Visegrád 4  
1% Big 6  
1% Founding 6  
1% Southern 7

Share of votes by group

12% Bulgaria  
8% Slovenia  
5% Austria  
4% Italy  
3% Hungary  
3% Poland  
2% Romania

Share of votes by country

■ Top %  
■ 10+ %  
■ 5-9 %  
■ 1-4 %

Rounded results. 0% shares not shown.

# Shared Interests Votes for Cyprus

**Q2** “In your view or experience, which other EU member states generally share many of your own country’s interests and preferences on EU policies? (select up to five)”

- EU
- Big Six ▶
- Founding Six ▶
- Affluent Seven ▶
- Southern Seven ▶
- Visegrád Four ▶

- Austria
- Belgium
- Bulgaria
- Croatia
- Cyprus**
- Czech Rep. ▶
- Denmark ▶
- Estonia
- Finland ▶
- France ▶
- Germany ▶
- Greece
- Hungary ▶
- Ireland
- Italy ▶
- Latvia
- Lithuania
- Luxembourg
- Malta
- Netherlands ▶
- Poland ▶
- Portugal ▶
- Romania
- Slovakia
- Slovenia
- Spain ▶
- Sweden
- UK ▶

Preferences Overview

Most Contacted

**Shared Interests**

Most Responsive

Most Disappointing



Of 1594 votes by 406 respondents, Cyprus received 10 (0.6%)

2% Southern 7 Share of votes by group

19% Greece  
14% Malta  
6% Bulgaria  
2% Belgium  
1% Italy  
1% Portugal  
Share of votes by country

Top %  
10+ %  
5-9 %  
1-4 %

Rounded results. 0% shares not shown.

# Shared Interests Votes for Czech Rep. by Czech Rep.

**Q2** "In your view or experience, which other EU member states generally share many of your own country's interests and preferences on EU policies? (select up to five)"

- EU
- Big Six ▶
- Founding Six ▶
- Affluent Seven ▶
- Southern Seven ▶
- Visegrád Four ▶

- Austria
- Belgium
- Bulgaria
- Croatia
- Cyprus
- Czech Rep. ▶**
- Denmark ▶
- Estonia
- Finland ▶
- France ▶
- Germany ▶
- Greece
- Hungary ▶
- Ireland
- Italy ▶
- Latvia
- Lithuania
- Luxembourg
- Malta
- Netherlands ▶
- Poland ▶
- Portugal ▶
- Romania
- Slovakia
- Slovenia
- Spain ▶
- Sweden
- UK ▶


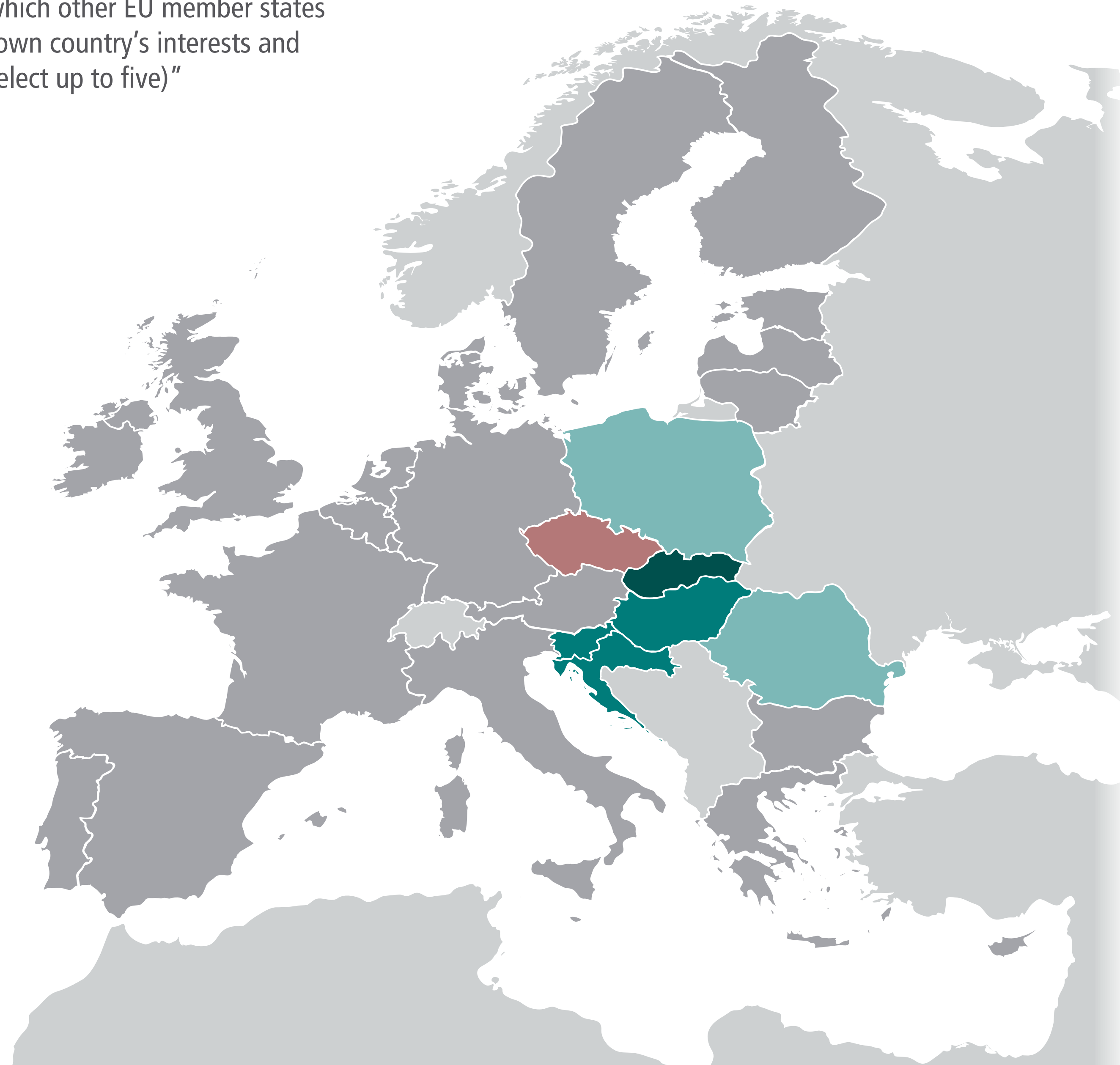
Preferences Overview

Most Contacted

**Shared Interests**

Most Responsive

Most Disappointing



Of 1594 votes by 406 respondents, Czech Rep. received 54 (3.4%)

11% Visegrád 4  
2% Big 6  
1% Affluent 7  
1% Founding 6

Share of votes by group

29% Slovakia  
21% Hungary  
14% Croatia  
12% Slovenia  
6% Poland  
5% Romania  
4% UK  
3% Austria  
2% Denmark  
1% Germany  
1% Italy  
1% Netherlands

Share of votes by country

■ Top %  
■ 10+ %  
■ 5-9 %  
■ 1-4 %

Rounded results. 0% shares not shown.

# Shared Interests Votes for Czech Rep. by Czech Rep.

**Q2** “In your view or experience, which other EU member states generally share many of your own country’s interests and preferences on EU policies? (select up to five)”

- EU
- Big Six ▶
- Founding Six ▶
- Affluent Seven ▶
- Southern Seven ▶
- Visegrád Four ▶

- Austria
- Belgium
- Bulgaria
- Croatia
- Cyprus
- Czech Rep. ▶**
- Denmark ▶
- Estonia
- Finland ▶
- France ▶
- Germany ▶
- Greece
- Hungary ▶
- Ireland
- Italy ▶
- Latvia
- Lithuania
- Luxembourg
- Malta
- Netherlands ▶
- Poland ▶
- Portugal ▶
- Romania
- Slovakia
- Slovenia
- Spain ▶
- Sweden
- UK ▶

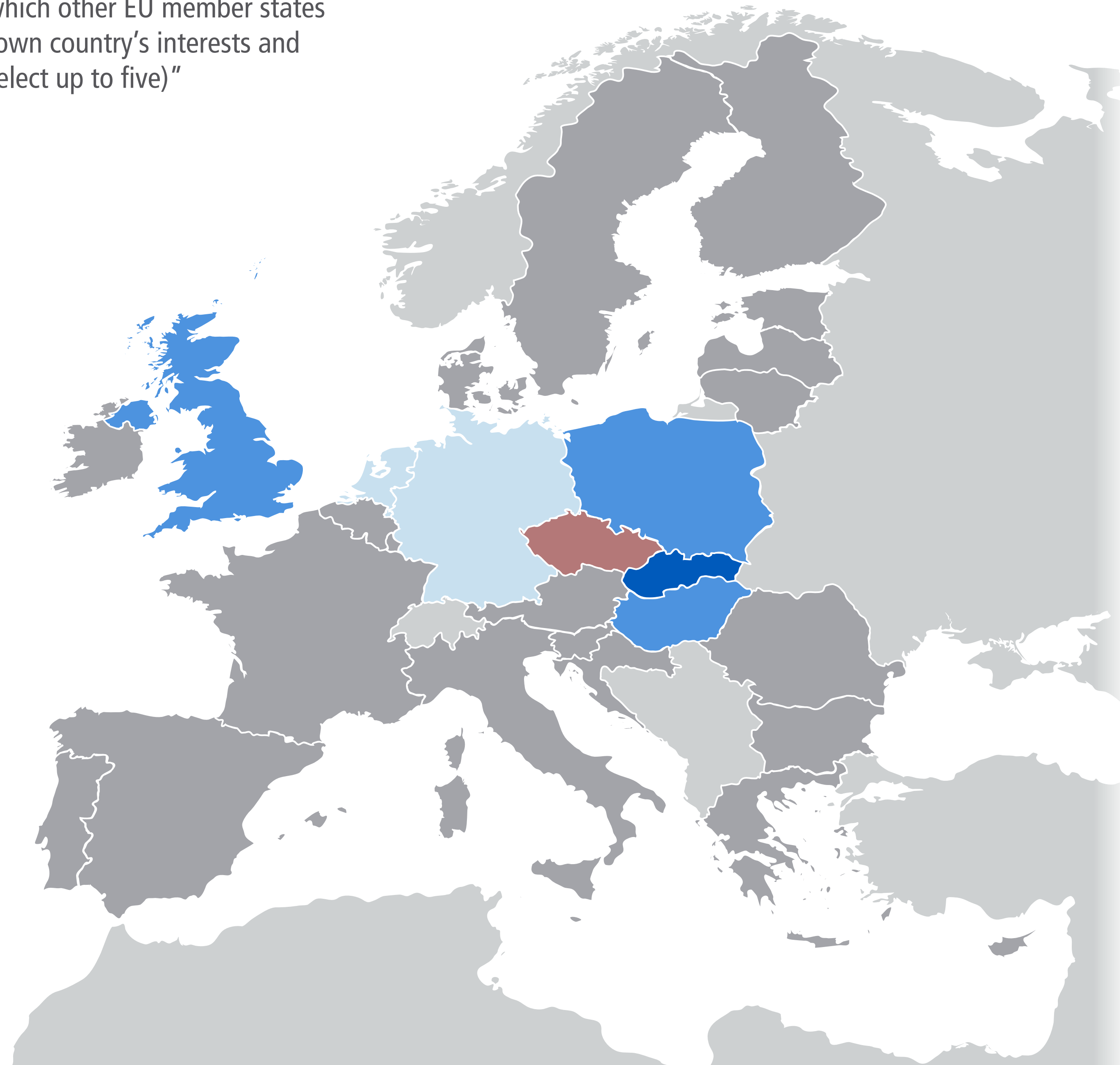
Preferences Overview

Most Contacted

**Shared Interests**

Most Responsive

Most Disappointing



Of 74 votes by 20 respondents, Slovakia received the most: 19

62%	Visegrád 4	Share of votes for group
43%	Big 6	
14%	Founding 6	
11%	Affluent 7	

26%	Slovakia	Share of votes for country
22%	Poland	
15%	Hungary	
14%	UK	
8%	Germany	
5%	Netherlands	
3%	Austria	
3%	Romania	
1%	Denmark	
1%	Ireland	
1%	Lithuania	
1%	Sweden	

- Top %
- 10+ %
- 5-9 %
- 1-4 %

Rounded results. 0% shares not shown.


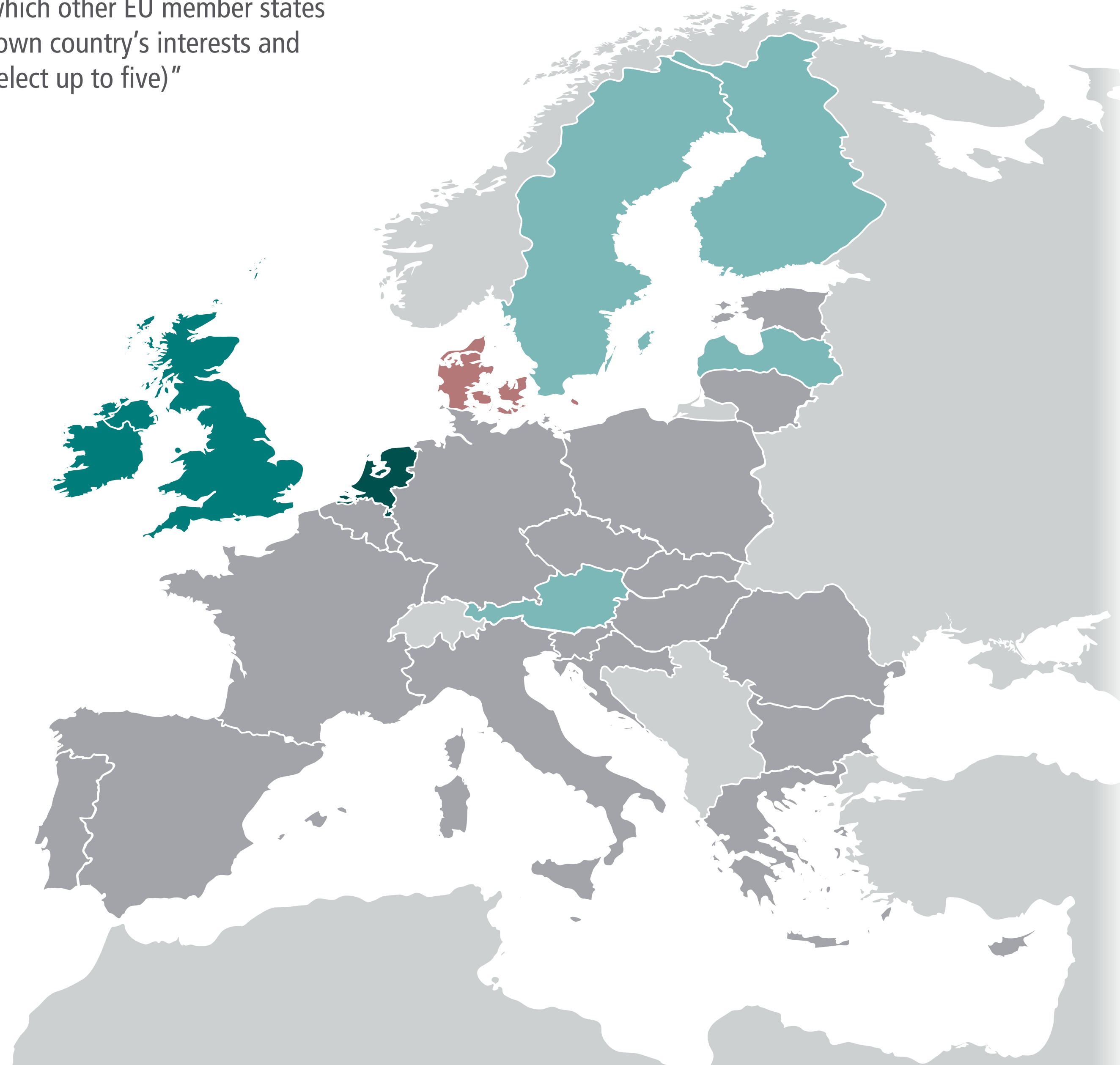
# Shared Interests Votes for Denmark by Denmark

**Q2** “In your view or experience, which other EU member states generally share many of your own country’s interests and preferences on EU policies? (select up to five)”

- EU
- Big Six ▶
- Founding Six ▶
- Affluent Seven ▶
- Southern Seven ▶
- Visegrád Four ▶

- Austria
- Belgium
- Bulgaria
- Croatia
- Cyprus
- Czech Rep. ▶
- Denmark ▶**
- Estonia
- Finland ▶
- France ▶
- Germany ▶
- Greece
- Hungary ▶
- Ireland
- Italy ▶
- Latvia
- Lithuania
- Luxembourg
- Malta
- Netherlands ▶
- Poland ▶
- Portugal ▶
- Romania
- Slovakia
- Slovenia
- Spain ▶
- Sweden
- UK ▶

- Preferences Overview
- Most Contacted
- Shared Interests**
- Most Responsive
- Most Disappointing



Of 1594 votes by 406 respondents, Denmark received 50 (3.1%)

- 6% Affluent 7
- 4% Founding 6
- 3% Big 6
- 1% Southern 7
- 1% Visegrád 4

Share of votes by group

- 17% Netherlands
- 16% UK
- 12% Ireland
- 8% Austria
- 8% Finland
- 7% Sweden
- 5% Latvia
- 4% Slovenia
- 3% Lithuania
- 2% Germany
- 2% Italy
- 2% Poland
- 2% Romania
- 1% Czech Rep.
- 1% France
- 1% Hungary
- 1% Spain

Share of votes by country

- Top %
- 10+ %
- 5-9 %
- 1-4 %

Rounded results. 0% shares not shown.



# Shared Interests Votes for Denmark by Denmark

**Q2** “In your view or experience, which other EU member states generally share many of your own country’s interests and preferences on EU policies? (select up to five)”

- EU
- Big Six ▶
- Founding Six ▶
- Affluent Seven ▶
- Southern Seven ▶
- Visegrád Four ▶

- Austria
- Belgium
- Bulgaria
- Croatia
- Cyprus
- Czech Rep. ▶
- Denmark ▶**
- Estonia
- Finland ▶
- France ▶
- Germany ▶
- Greece
- Hungary ▶
- Ireland
- Italy ▶
- Latvia
- Lithuania
- Luxembourg
- Malta
- Netherlands ▶
- Poland ▶
- Portugal ▶
- Romania
- Slovakia
- Slovenia
- Spain ▶
- Sweden
- UK ▶


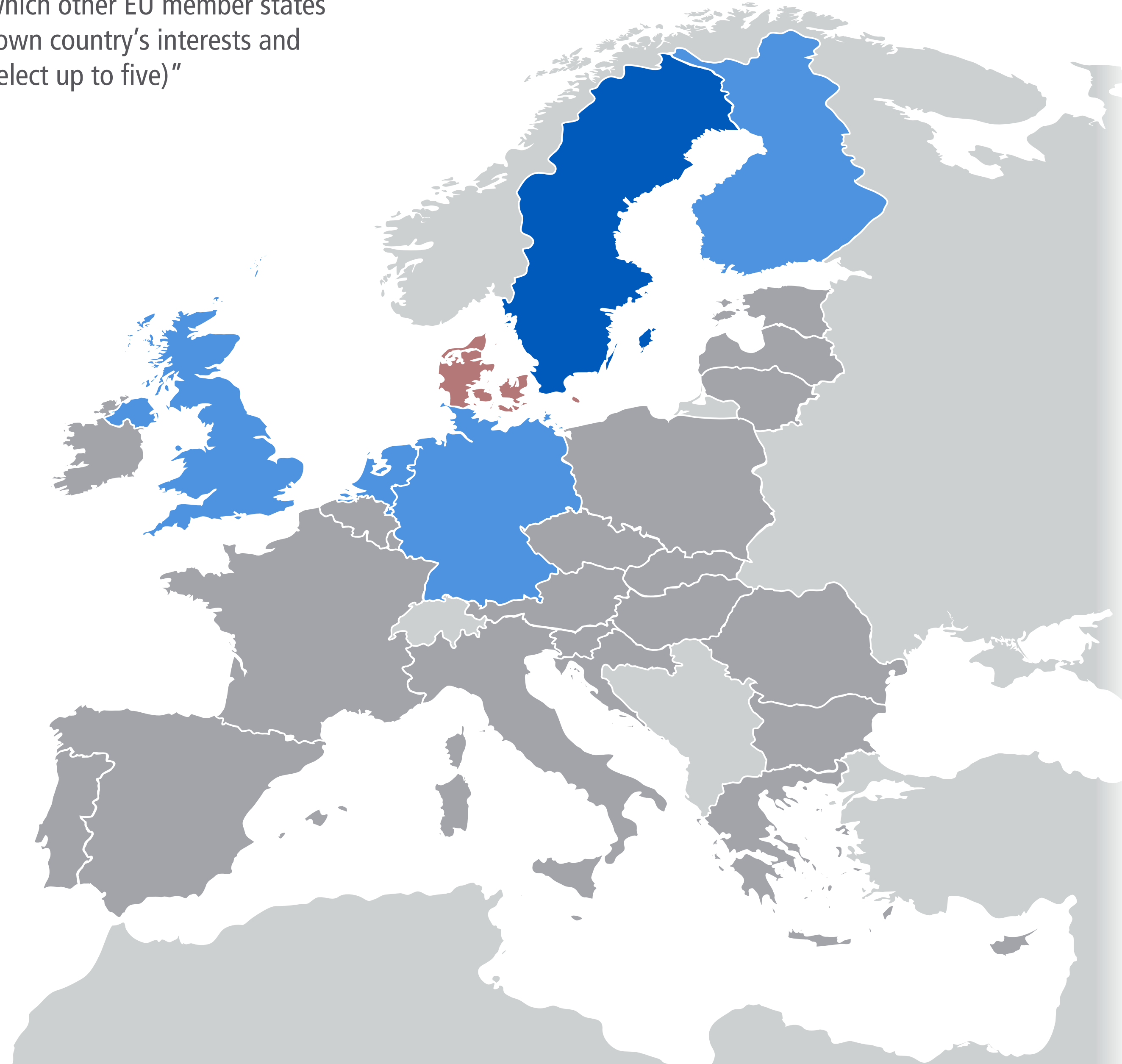
Preferences Overview

Most Contacted

**Shared Interests**

Most Responsive

Most Disappointing



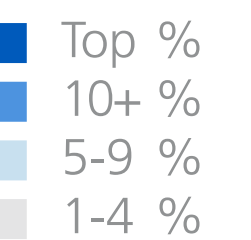
Of 138 votes by 31 respondents, Sweden received the most: 27

56%	Affluent 7
37%	Big 6
37%	Founding 6
4%	Visegrád 4
1%	Southern 7

Share of votes for group

20%	Sweden
19%	Netherlands
19%	UK
17%	Germany
15%	Finland
2%	Czech Rep.
2%	Ireland
1%	Austria
1%	Estonia
1%	France
1%	Hungary
1%	Luxembourg
1%	Poland
1%	Slovakia

Share of votes for country



Rounded results. 0% shares not shown.

# Shared Interests Votes for Estonia

**Q2** “In your view or experience, which other EU member states generally share many of your own country’s interests and preferences on EU policies? (select up to five)”

- EU
- Big Six ▶
- Founding Six ▶
- Affluent Seven ▶
- Southern Seven ▶
- Visegrád Four ▶

- Austria
- Belgium
- Bulgaria
- Croatia
- Cyprus
- Czech Rep. ▶
- Denmark ▶
- Estonia**
- Finland ▶
- France ▶
- Germany ▶
- Greece
- Hungary ▶
- Ireland
- Italy ▶
- Latvia
- Lithuania
- Luxembourg
- Malta
- Netherlands ▶
- Poland ▶
- Portugal ▶
- Romania
- Slovakia
- Slovenia
- Spain ▶
- Sweden
- UK ▶


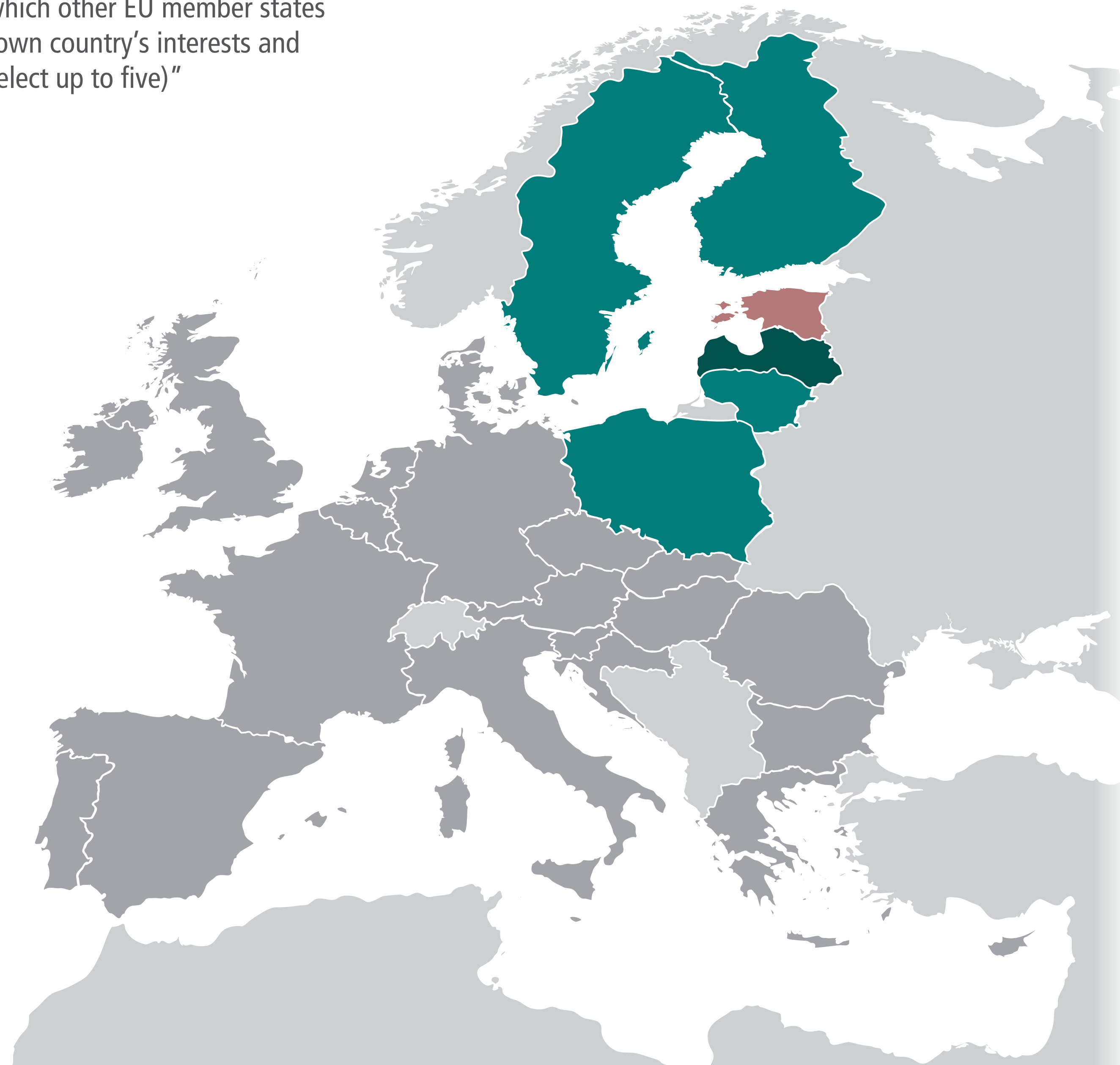
Preferences Overview

Most Contacted

**Shared Interests**

Most Responsive

Most Disappointing



Of 1594 votes by 406 respondents, Estonia received 42 (2.6%)

4% Visegrád 4  
3% Affluent 7  
2% Big 6

Share of votes by group

21% Latvia  
20% Lithuania  
12% Finland  
11% Poland  
10% Sweden  
3% Bulgaria  
2% Romania  
1% Denmark  
1% Germany  
1% Italy

Share of votes by country

■ Top %  
■ 10+ %  
■ 5-9 %  
■ 1-4 %

Rounded results. 0% shares not shown.



Estonia



Design

Findings

Chapters

**Preferences**

Influence

Partners

Policies

ecfr.eu/eucoalitionexplorer

# Shared Interests Votes for Finland by Finland

**Q2** “In your view or experience, which other EU member states generally share many of your own country’s interests and preferences on EU policies? (select up to five)”

- EU
- Big Six ▶
- Founding Six ▶
- Affluent Seven ▶
- Southern Seven ▶
- Visegrád Four ▶

- Austria
- Belgium
- Bulgaria
- Croatia
- Cyprus
- Czech Rep. ▶
- Denmark ▶
- Estonia
- Finland ▶**
- France ▶
- Germany ▶
- Greece
- Hungary ▶
- Ireland
- Italy ▶
- Latvia
- Lithuania
- Luxembourg
- Malta
- Netherlands ▶
- Poland ▶
- Portugal ▶
- Romania
- Slovakia
- Slovenia
- Spain ▶
- Sweden
- UK ▶


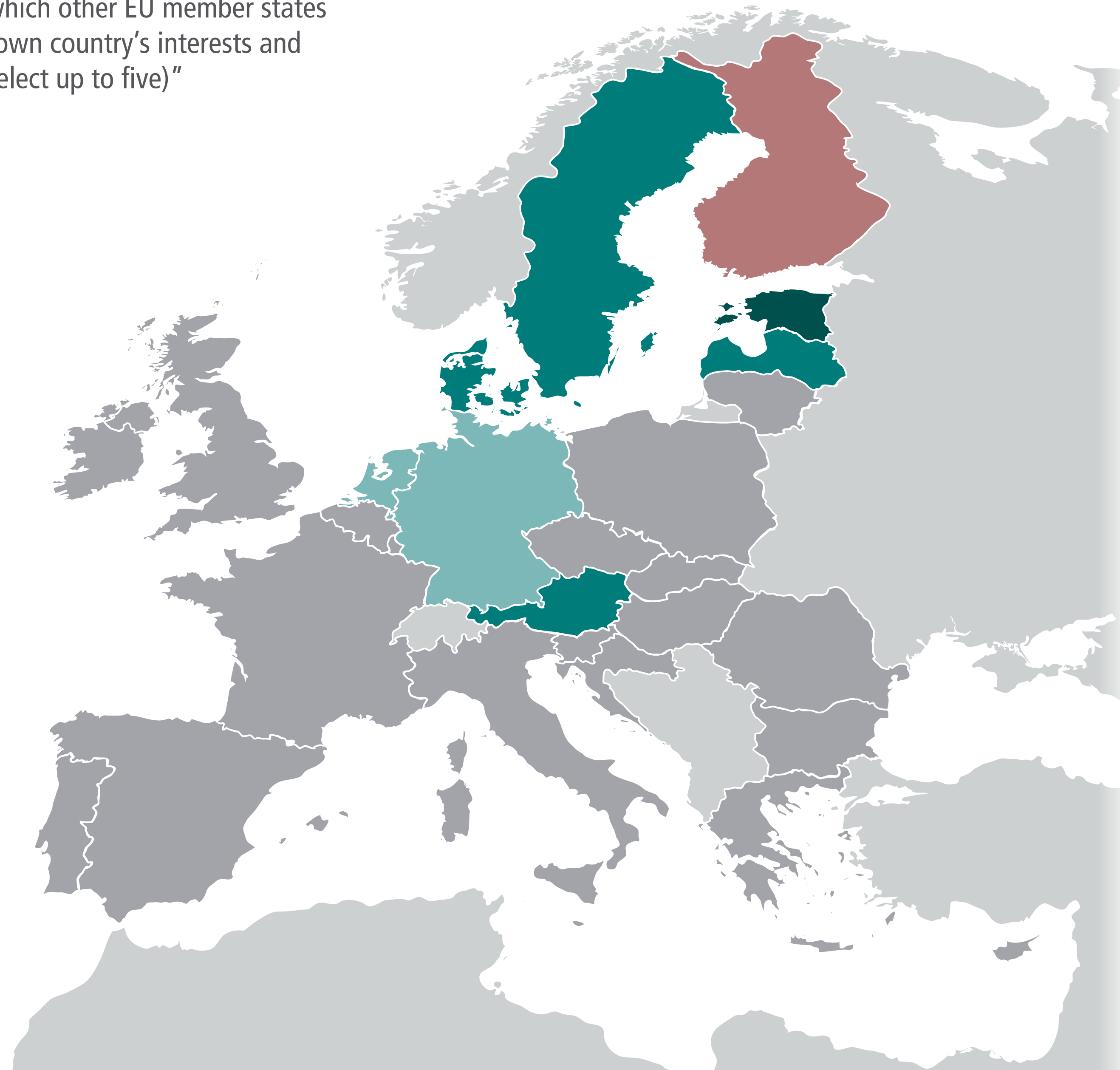
Preferences Overview

Most Contacted

**Shared Interests**

Most Responsive

Most Disappointing



Of 1594 votes by 406 respondents, Finland received 58 (3.6%)

- 9% Affluent 7
- 3% Founding 6
- 2% Big 6
- 1% Visegrád 4

Share of votes by group

- 20% Estonia
- 17% Sweden
- 16% Latvia
- 15% Denmark
- 10% Austria
- 6% Germany
- 6% Netherlands
- 4% Slovenia
- 3% Belgium
- 2% Poland
- 2% UK
- 1% Hungary

Share of votes by country

- Top %
- 10+ %
- 5-9 %
- 1-4 %

Rounded results. 0% shares not shown.

# Shared Interests Votes for Finland by Finland

**Q2** “In your view or experience, which other EU member states generally share many of your own country’s interests and preferences on EU policies? (select up to five)”

- EU
- Big Six ▶
- Founding Six ▶
- Affluent Seven ▶
- Southern Seven ▶
- Visegrád Four ▶

- Austria
- Belgium
- Bulgaria
- Croatia
- Cyprus
- Czech Rep. ▶
- Denmark ▶
- Estonia
- Finland ▶**
- France ▶
- Germany ▶
- Greece
- Hungary ▶
- Ireland
- Italy ▶
- Latvia
- Lithuania
- Luxembourg
- Malta
- Netherlands ▶
- Poland ▶
- Portugal ▶
- Romania
- Slovakia
- Slovenia
- Spain ▶
- Sweden
- UK ▶

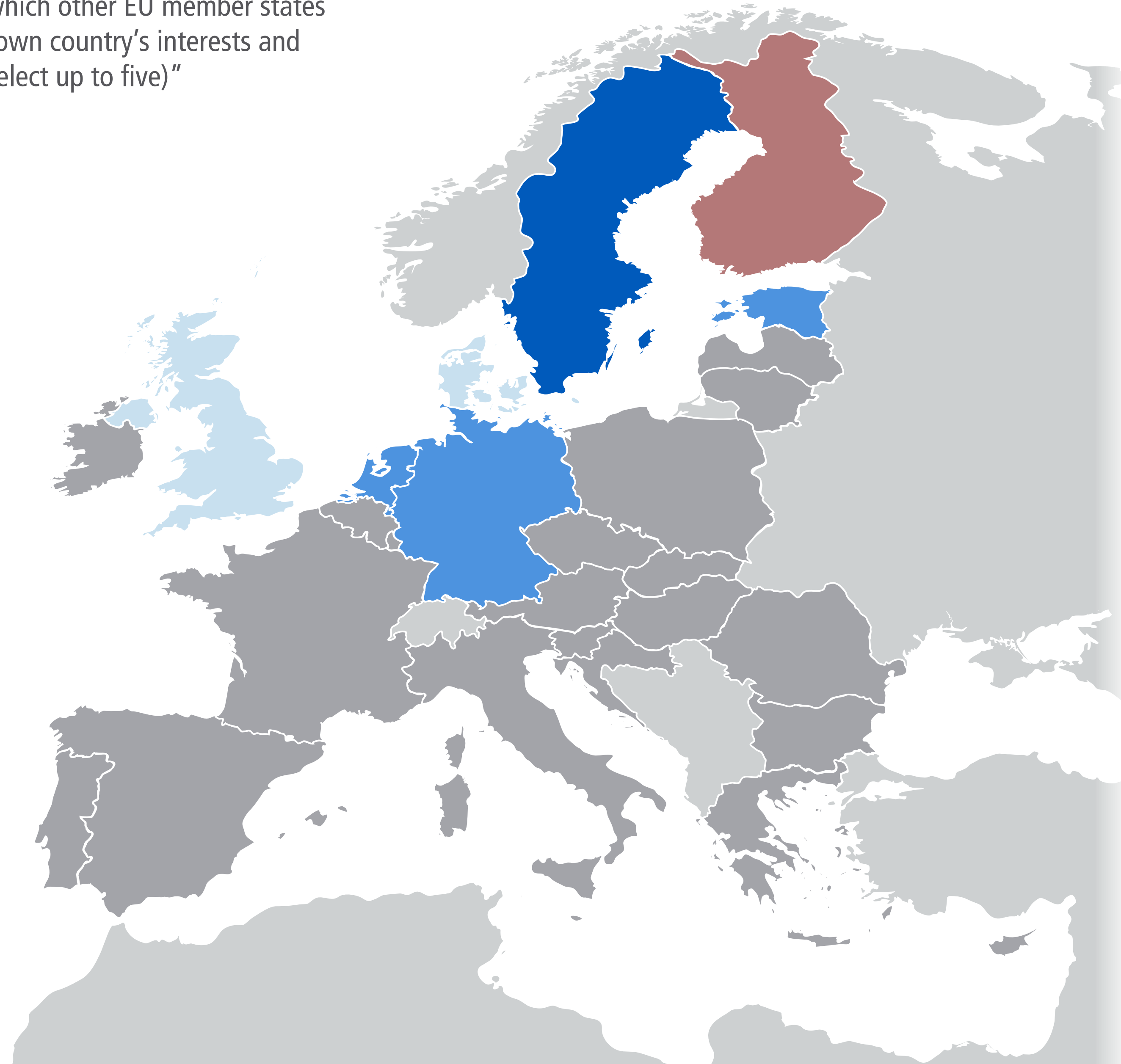
Preferences Overview

Most Contacted

**Shared Interests**

Most Responsive

Most Disappointing



Of 65 votes by 17 respondents, Sweden received the most: 15

- 49% Affluent 7
- 42% Founding 6
- 34% Big 6
- 8% Southern 7

Share of votes for group

- 23% Sweden
- 20% Germany
- 14% Netherlands
- 12% Estonia
- 9% UK
- 8% Denmark
- 3% Belgium
- 3% Italy
- 2% Austria
- 2% France
- 2% Greece
- 2% Ireland
- 2% Portugal

Share of votes for country

- Top %
- 10+ %
- 5-9 %
- 1-4 %

Rounded results. 0% shares not shown.

# Shared Interests Votes for France by France

**Q2** “In your view or experience, which other EU member states generally share many of your own country’s interests and preferences on EU policies? (select up to five)”

- EU
- Big Six ▶
- Founding Six ▶
- Affluent Seven ▶
- Southern Seven ▶
- Visegrád Four ▶

- Austria
- Belgium
- Bulgaria
- Croatia
- Cyprus
- Czech Rep. ▶
- Denmark ▶
- Estonia
- Finland ▶
- France ▶**
- Germany ▶
- Greece
- Hungary ▶
- Ireland
- Italy ▶
- Latvia
- Lithuania
- Luxembourg
- Malta
- Netherlands ▶
- Poland ▶
- Portugal ▶
- Romania
- Slovakia
- Slovenia
- Spain ▶
- Sweden
- UK ▶


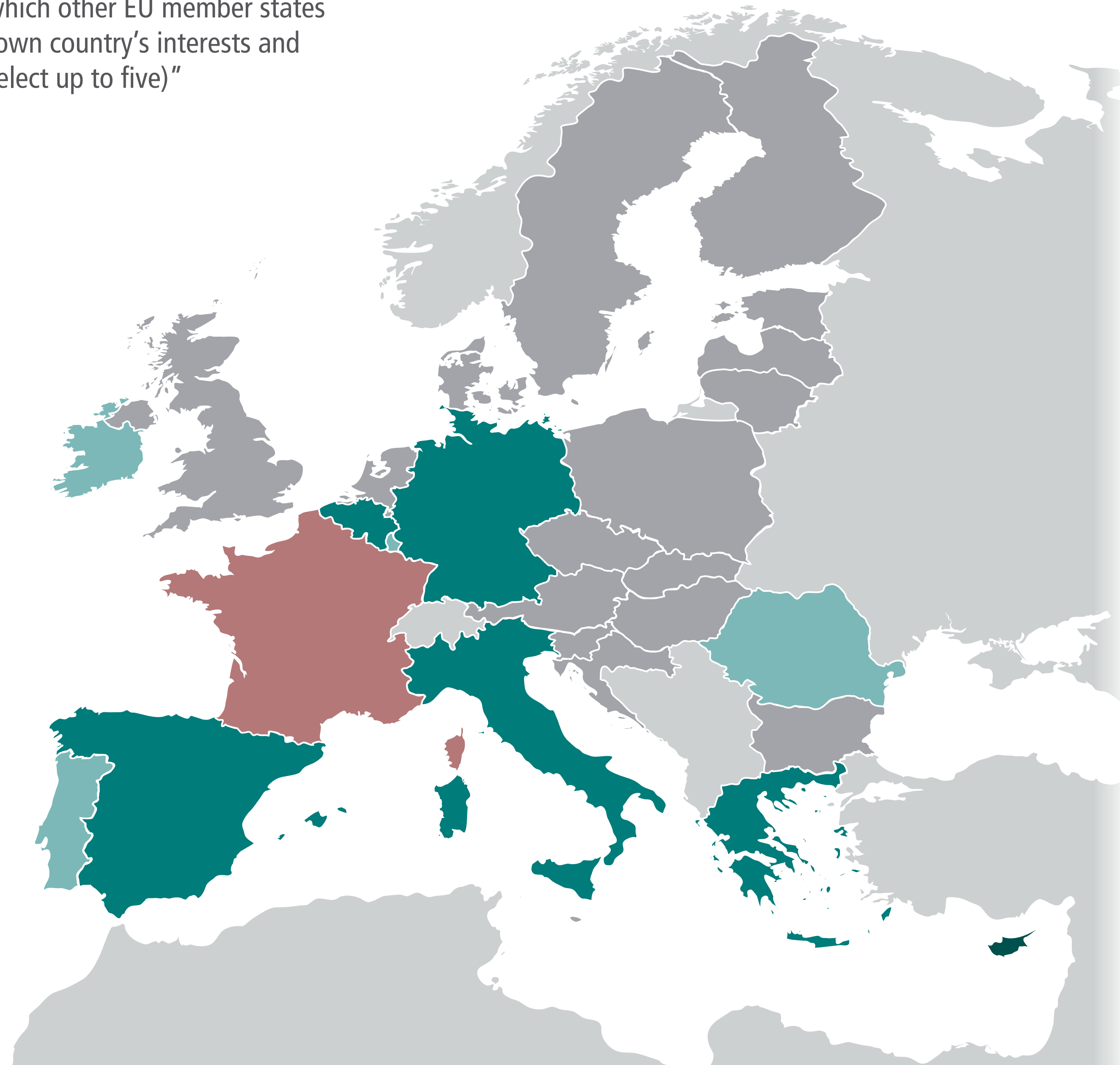
Preferences Overview

Most Contacted

**Shared Interests**

Most Responsive

Most Disappointing



Of 1594 votes by 406 respondents, France received 88 (5.5%)

- 10% Southern 7
- 9% Big 6
- 8% Founding 6
- 4% Affluent 7
- 1% Visegrád 4

Share of votes by group

- 33% Cyprus
- 21% Spain
- 19% Greece
- 16% Belgium
- 14% Germany
- 12% Italy
- 8% Luxembourg
- 8% Portugal
- 6% Ireland
- 5% Romania
- 4% Netherlands
- 4% Slovenia
- 3% Bulgaria
- 2% Finland
- 2% Poland
- 2% UK
- 1% Denmark

Share of votes by country

- Top %
- 10+ %
- 5-9 %
- 1-4 %

Rounded results. 0% shares not shown.

# Shared Interests Votes for France by France

**Q2** “In your view or experience, which other EU member states generally share many of your own country’s interests and preferences on EU policies? (select up to five)”

- EU
- Big Six ▶
- Founding Six ▶
- Affluent Seven ▶
- Southern Seven ▶
- Visegrád Four ▶

- Austria
- Belgium
- Bulgaria
- Croatia
- Cyprus
- Czech Rep. ▶
- Denmark ▶
- Estonia
- Finland ▶
- France ▶**
- Germany ▶
- Greece
- Hungary ▶
- Ireland
- Italy ▶
- Latvia
- Lithuania
- Luxembourg
- Malta
- Netherlands ▶
- Poland ▶
- Portugal ▶
- Romania
- Slovakia
- Slovenia
- Spain ▶
- Sweden
- UK ▶


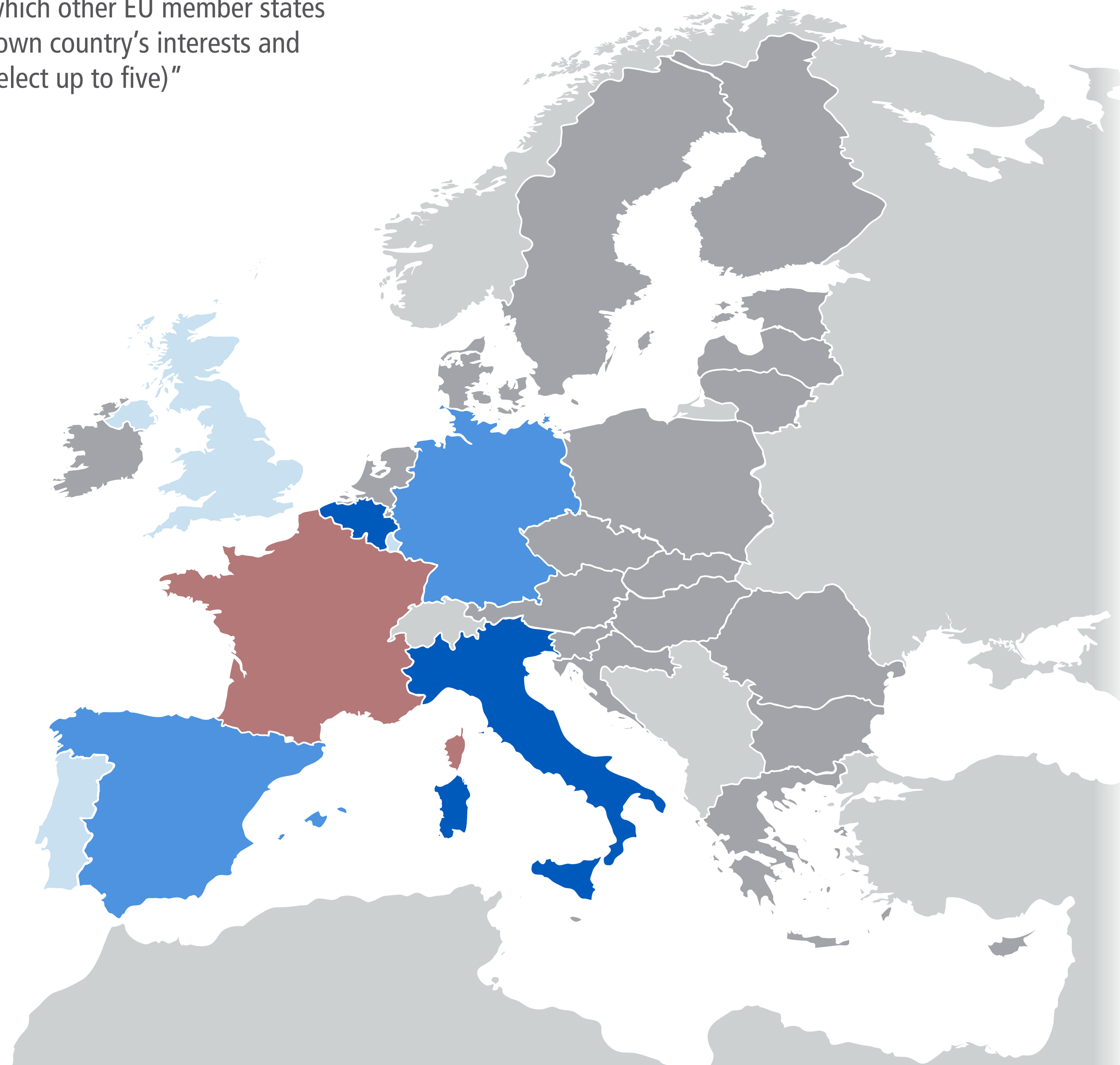
Preferences Overview

Most Contacted

**Shared Interests**

Most Responsive

Most Disappointing



Of 137 votes by 36 respondents, Belgium received the most: 27

66%	Founding 6	Share of votes for group
61%	Big 6	
44%	Southern 7	
28%	Affluent 7	
1%	Visegrád 4	

20%	Belgium	Share of votes for country
20%	Italy	
19%	Germany	
15%	Spain	
7%	Luxembourg	
7%	Portugal	
6%	UK	
1%	Denmark	
1%	Greece	
1%	Ireland	
1%	Romania	
1%	Slovakia	

- Top %
- 10+ %
- 5-9 %
- 1-4 %

Rounded results. 0% shares not shown.

# Shared Interests Votes for Germany by Germany

**Q2** “In your view or experience, which other EU member states generally share many of your own country’s interests and preferences on EU policies? (select up to five)”

- EU
- Big Six ▶
- Founding Six ▶
- Affluent Seven ▶
- Southern Seven ▶
- Visegrád Four ▶

- Austria
- Belgium
- Bulgaria
- Croatia
- Cyprus
- Czech Rep. ▶
- Denmark ▶
- Estonia
- Finland ▶
- France ▶
- Germany ▶**
- Greece
- Hungary ▶
- Ireland
- Italy ▶
- Latvia
- Lithuania
- Luxembourg
- Malta
- Netherlands ▶
- Poland ▶
- Portugal ▶
- Romania
- Slovakia
- Slovenia
- Spain ▶
- Sweden
- UK ▶


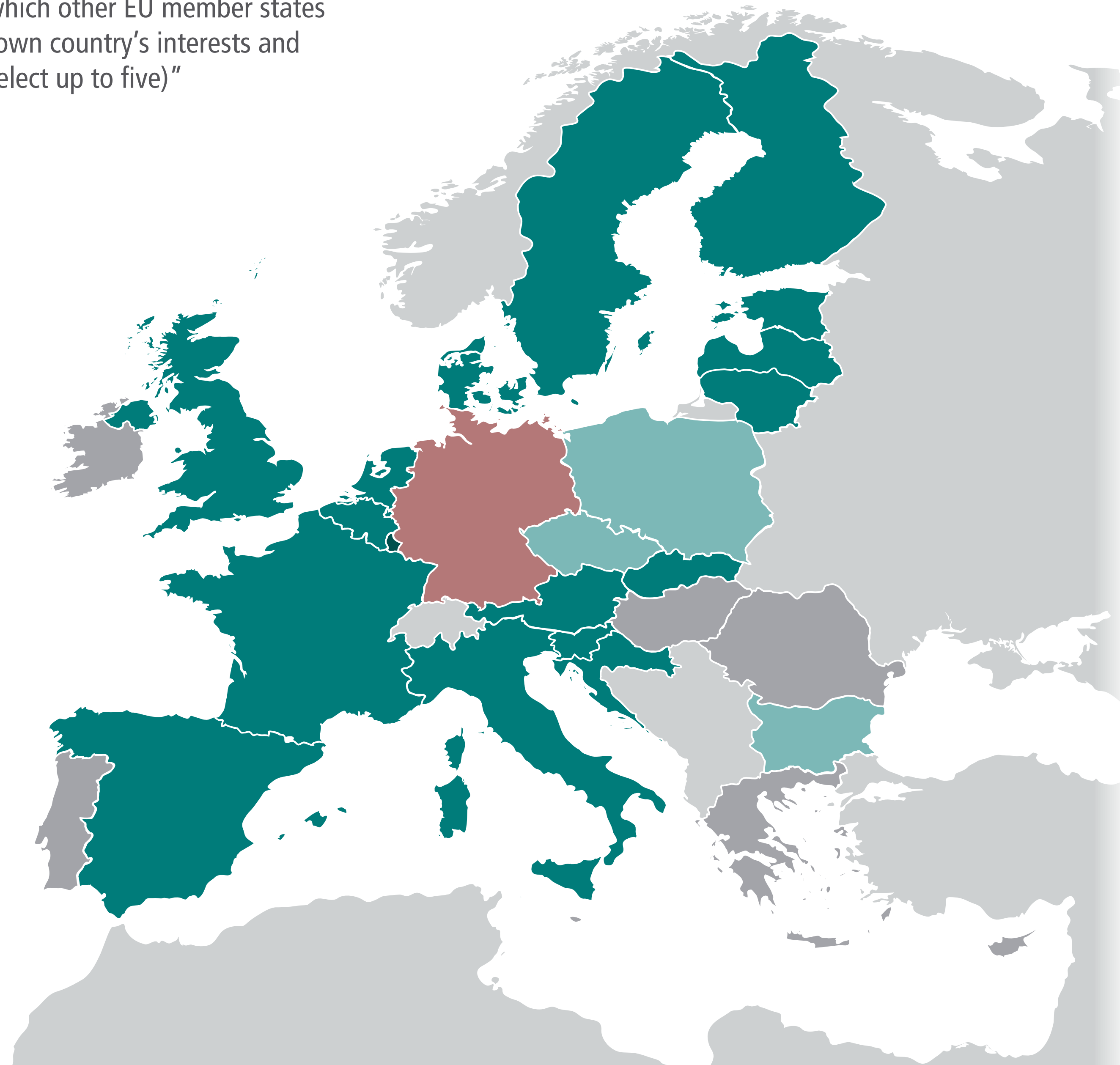
Preferences Overview

Most Contacted

**Shared Interests**

Most Responsive

Most Disappointing



Of 1594 votes by 406 respondents, Germany received 182 (11.4%)

- 19% Affluent 7
- 14% Founding 6
- 12% Southern 7
- 10% Big 6
- 6% Visegrád 4

Share of votes by group

- 31% Luxembourg
- 29% Croatia
- 22% Belgium
- 20% Estonia
- 20% Finland
- 19% France
- 19% Slovenia
- 18% Austria
- 18% Netherlands
- 18% Slovakia
- 17% Denmark
- 17% Sweden
- 16% UK
- 14% Italy
- 11% Latvia
- 10% Lithuania
- 10% Spain
- 9% Bulgaria
- 8% Czech Rep.
- 6% Poland
- 3% Hungary
- 3% Portugal
- 2% Romania

Share of votes by country

- Top %
- 10+ %
- 5-9 %
- 1-4 %

Rounded results. 0% shares not shown.

# Shared Interests Votes for Germany by Germany

**Q2** “In your view or experience, which other EU member states generally share many of your own country’s interests and preferences on EU policies? (select up to five)”

- EU
- Big Six ▶
- Founding Six ▶
- Affluent Seven ▶
- Southern Seven ▶
- Visegrád Four ▶

- Austria
- Belgium
- Bulgaria
- Croatia
- Cyprus
- Czech Rep. ▶
- Denmark ▶
- Estonia
- Finland ▶
- France ▶
- Germany ▶**
- Greece
- Hungary ▶
- Ireland
- Italy ▶
- Latvia
- Lithuania
- Luxembourg
- Malta
- Netherlands ▶
- Poland ▶
- Portugal ▶
- Romania
- Slovakia
- Slovenia
- Spain ▶
- Sweden
- UK ▶

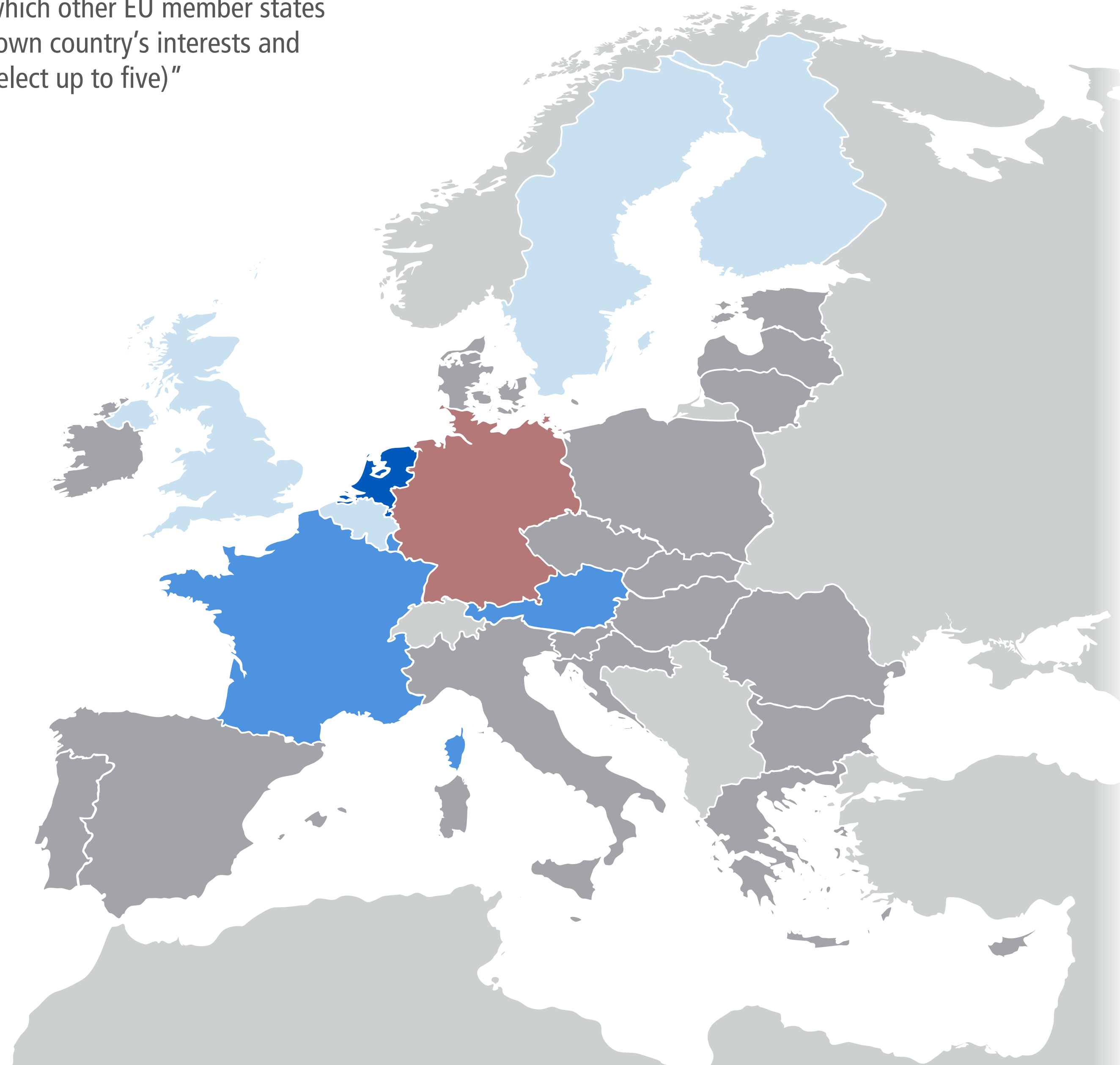
Preferences Overview

Most Contacted

**Shared Interests**

Most Responsive

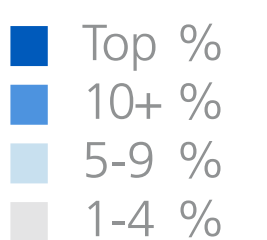
Most Disappointing



Of 130 votes by 30 respondents, Netherlands received the most: 24

Share of votes for group	Group
66%	Affluent 7
57%	Founding 6
30%	Big 6
20%	Southern 7
2%	Visegrád 4

Share of votes for country	Country
18%	Netherlands
14%	France
12%	Luxembourg
10%	Austria
9%	Belgium
9%	UK
8%	Sweden
6%	Finland
4%	Italy
2%	Denmark
2%	Poland
2%	Spain
1%	Czech Rep.
1%	Estonia
1%	Ireland
1%	Portugal
1%	Slovenia



Rounded results. 0% shares not shown.



# Shared Interests Votes for Greece

**Q2** “In your view or experience, which other EU member states generally share many of your own country’s interests and preferences on EU policies? (select up to five)”

- EU
- Big Six ▶
- Founding Six ▶
- Affluent Seven ▶
- Southern Seven ▶
- Visegrád Four ▶

- Austria
- Belgium
- Bulgaria
- Croatia
- Cyprus
- Czech Rep. ▶
- Denmark ▶
- Estonia
- Finland ▶
- France ▶
- Germany ▶
- Greece**
- Hungary ▶
- Ireland
- Italy ▶
- Latvia
- Lithuania
- Luxembourg
- Malta
- Netherlands ▶
- Poland ▶
- Portugal ▶
- Romania
- Slovakia
- Slovenia
- Spain ▶
- Sweden
- UK ▶


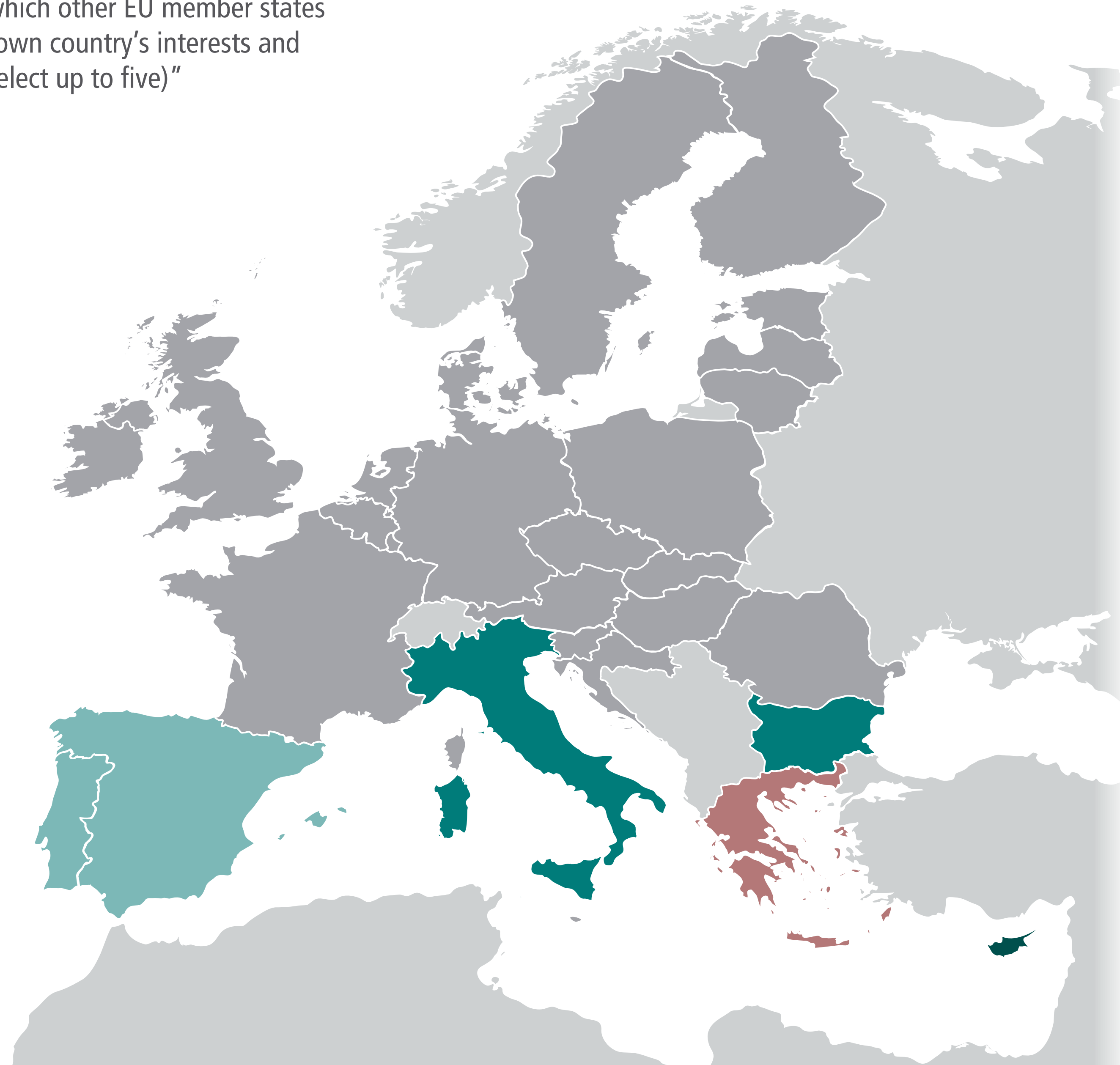
Preferences Overview

Most Contacted

**Shared Interests**

Most Responsive

Most Disappointing



Of 1594 votes by 406 respondents, Greece received 32 (2%)

- 6% Southern 7
- 3% Big 6
- 2% Founding 6

Share of votes by group

- 33% Cyprus
- 12% Bulgaria
- 11% Italy
- 8% Portugal
- 5% Spain
- 4% Romania
- 2% Finland
- 1% France

Share of votes by country

- Top %
- 10+ %
- 5-9 %
- 1-4 %

Rounded results. 0% shares not shown.

# Shared Interests Votes for Hungary by Hungary

**Q2** “In your view or experience, which other EU member states generally share many of your own country’s interests and preferences on EU policies? (select up to five)”

- EU
- Big Six ▶
- Founding Six ▶
- Affluent Seven ▶
- Southern Seven ▶
- Visegrád Four ▶

- Austria
- Belgium
- Bulgaria
- Croatia
- Cyprus
- Czech Rep. ▶
- Denmark ▶
- Estonia
- Finland ▶
- France ▶
- Germany ▶
- Greece
- Hungary ▶**
- Ireland
- Italy ▶
- Latvia
- Lithuania
- Luxembourg
- Malta
- Netherlands ▶
- Poland ▶
- Portugal ▶
- Romania
- Slovakia
- Slovenia
- Spain ▶
- Sweden
- UK ▶


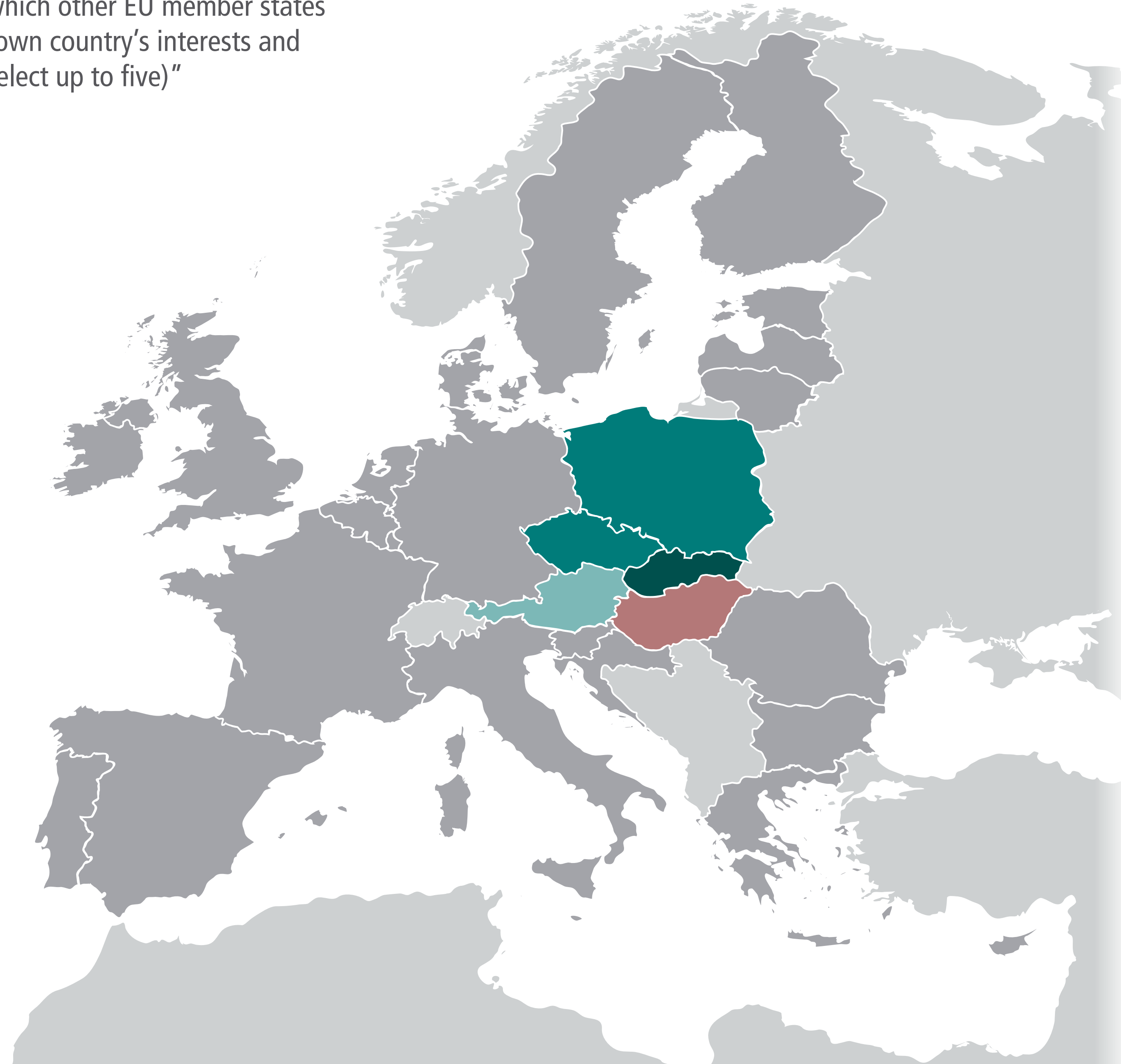
Preferences Overview

Most Contacted

**Shared Interests**

Most Responsive

Most Disappointing



Of 1594 votes by 406 respondents, Hungary received 39 (2.4%)

9% Visegrád 4  
3% Big 6  
1% Affluent 7

Share of votes by group

24% Slovakia  
15% Czech Rep.  
13% Poland  
5% Austria  
4% Romania  
3% Bulgaria  
2% UK  
1% Denmark  
1% Italy

Share of votes by country

■ Top %  
■ 10+ %  
■ 5-9 %  
■ 1-4 %

Rounded results. 0% shares not shown.

# Shared Interests Votes for Hungary by Hungary

**Q2** “In your view or experience, which other EU member states generally share many of your own country’s interests and preferences on EU policies? (select up to five)”

- EU
- Big Six ▶
- Founding Six ▶
- Affluent Seven ▶
- Southern Seven ▶
- Visegrád Four ▶

- Austria
- Belgium
- Bulgaria
- Croatia
- Cyprus
- Czech Rep. ▶
- Denmark ▶
- Estonia
- Finland ▶
- France ▶
- Germany ▶
- Greece
- Hungary ▶**
- Ireland
- Italy ▶
- Latvia
- Lithuania
- Luxembourg
- Malta
- Netherlands ▶
- Poland ▶
- Portugal ▶
- Romania
- Slovakia
- Slovenia
- Spain ▶
- Sweden
- UK ▶


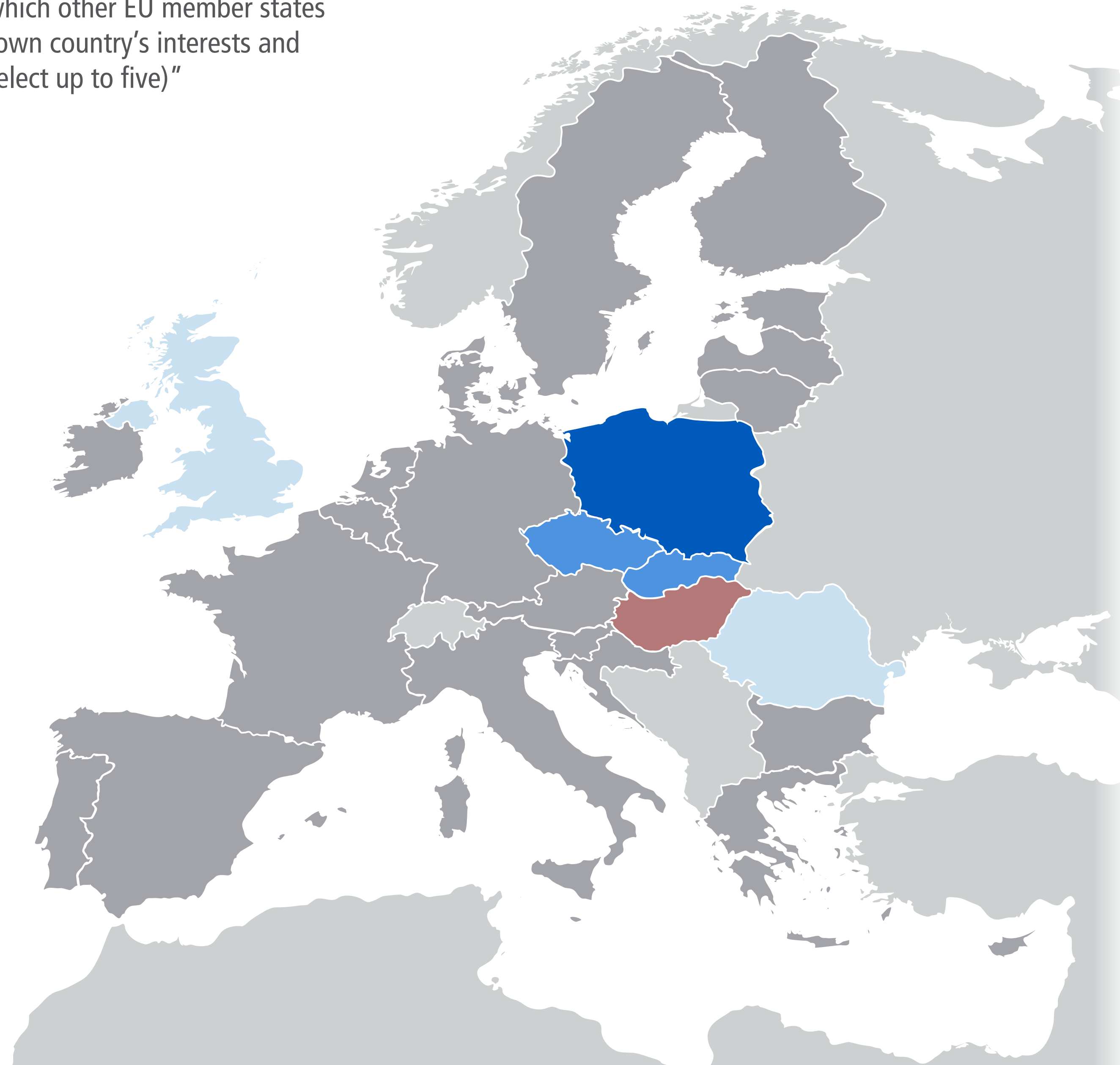
Preferences Overview

Most Contacted

**Shared Interests**

Most Responsive

Most Disappointing



Of 119 votes by 31 respondents, Poland received the most: 29

67% Visegrád 4  
 36% Big 6  
 7% Affluent 7  
 4% Founding 6

Share of votes for group

24% Poland  
 22% Slovakia  
 21% Czech Rep.  
 8% UK  
 6% Romania  
 4% Austria  
 3% Bulgaria  
 3% Croatia  
 3% Germany  
 3% Slovenia  
 1% Denmark  
 1% Finland  
 1% Netherlands

Share of votes for country

■ Top %  
 ■ 10+ %  
 ■ 5-9 %  
 ■ 1-4 %

Rounded results. 0% shares not shown.

# Shared Interests Votes for Ireland

**Q2** “In your view or experience, which other EU member states generally share many of your own country’s interests and preferences on EU policies? (select up to five)”

- EU
- Big Six ▶
- Founding Six ▶
- Affluent Seven ▶
- Southern Seven ▶
- Visegrád Four ▶

- Austria
- Belgium
- Bulgaria
- Croatia
- Cyprus
- Czech Rep. ▶
- Denmark ▶
- Estonia
- Finland ▶
- France ▶
- Germany ▶
- Greece
- Hungary ▶
- Ireland
- Italy ▶
- Latvia
- Lithuania
- Luxembourg
- Malta
- Netherlands ▶
- Poland ▶
- Portugal ▶
- Romania
- Slovakia
- Slovenia
- Spain ▶
- Sweden
- UK ▶


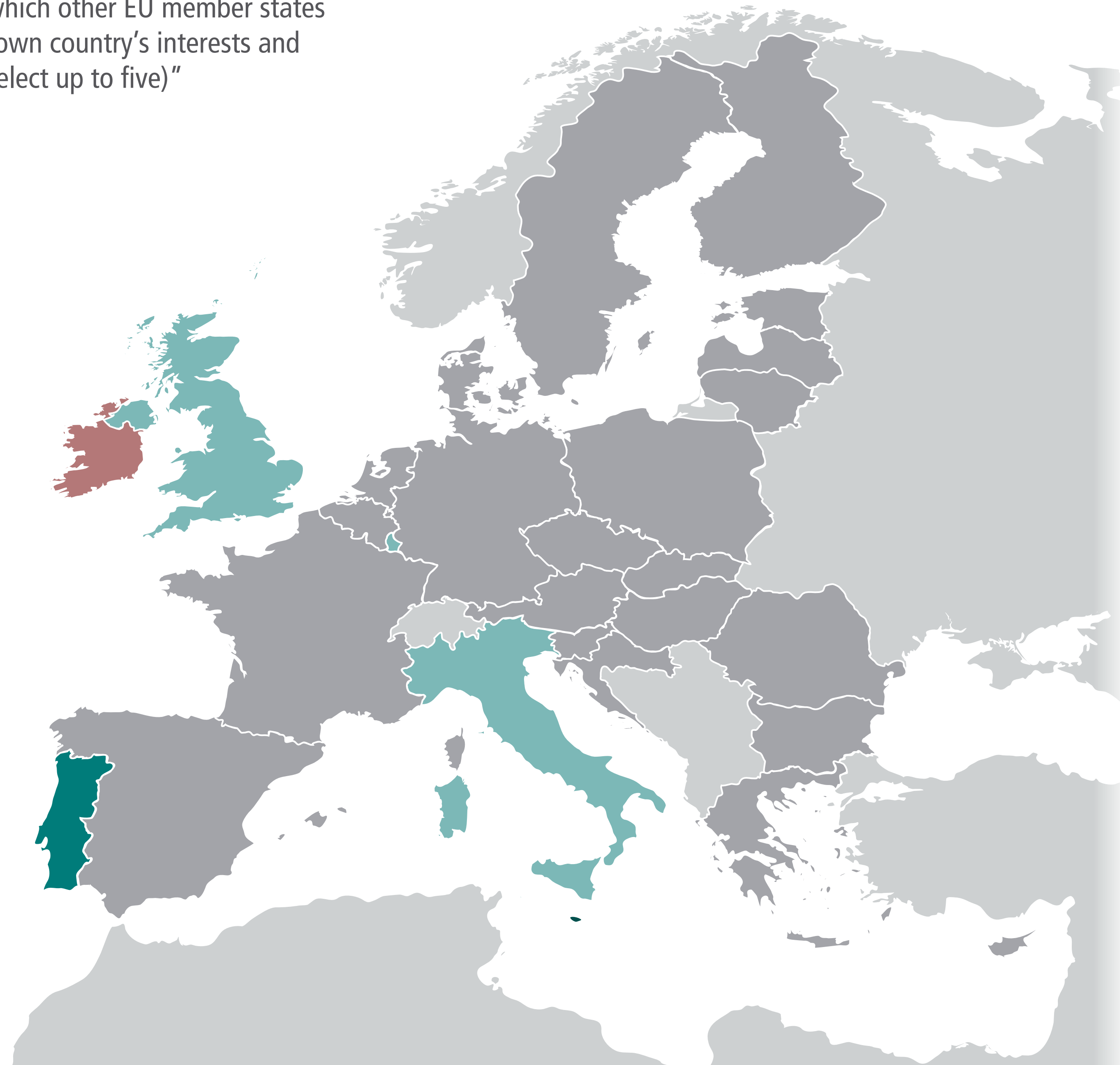
Preferences Overview

Most Contacted

**Shared Interests**

Most Responsive

Most Disappointing



Of 1594 votes by 406 respondents, Ireland received 35 (2.2%)

4% Southern 7  
2% Affluent 7  
2% Big 6  
2% Founding 6

Share of votes by group

14% Malta  
12% Portugal  
9% UK  
8% Luxembourg  
5% Italy  
4% Slovenia  
3% Bulgaria  
3% Netherlands  
2% Belgium  
2% Denmark  
2% Finland  
2% Sweden  
1% Czech Rep.  
1% France  
1% Germany  
1% Spain

Share of votes by country

■ Top %  
■ 10+ %  
■ 5-9 %  
■ 1-4 %

Rounded results. 0% shares not shown.

# Shared Interests Votes for Italy by Italy

**Q2** “In your view or experience, which other EU member states generally share many of your own country’s interests and preferences on EU policies? (select up to five)”

- |                |                  |
|----------------|------------------|
| EU             | Affluent Seven ▶ |
| Big Six ▶      | Southern Seven ▶ |
| Founding Six ▶ | Visegrád Four ▶  |
- 
- |              |                |
|--------------|----------------|
| Austria      | <b>Italy ▶</b> |
| Belgium      | Latvia         |
| Bulgaria     | Lithuania      |
| Croatia      | Luxembourg     |
| Cyprus       | Malta          |
| Czech Rep. ▶ | Netherlands ▶  |
| Denmark ▶    | Poland ▶       |
| Estonia      | Portugal ▶     |
| Finland ▶    | Romania        |
| France ▶     | Slovakia       |
| Germany ▶    | Slovenia       |
| Greece       | Spain ▶        |
| Hungary ▶    | Sweden         |
| Ireland      | UK ▶           |


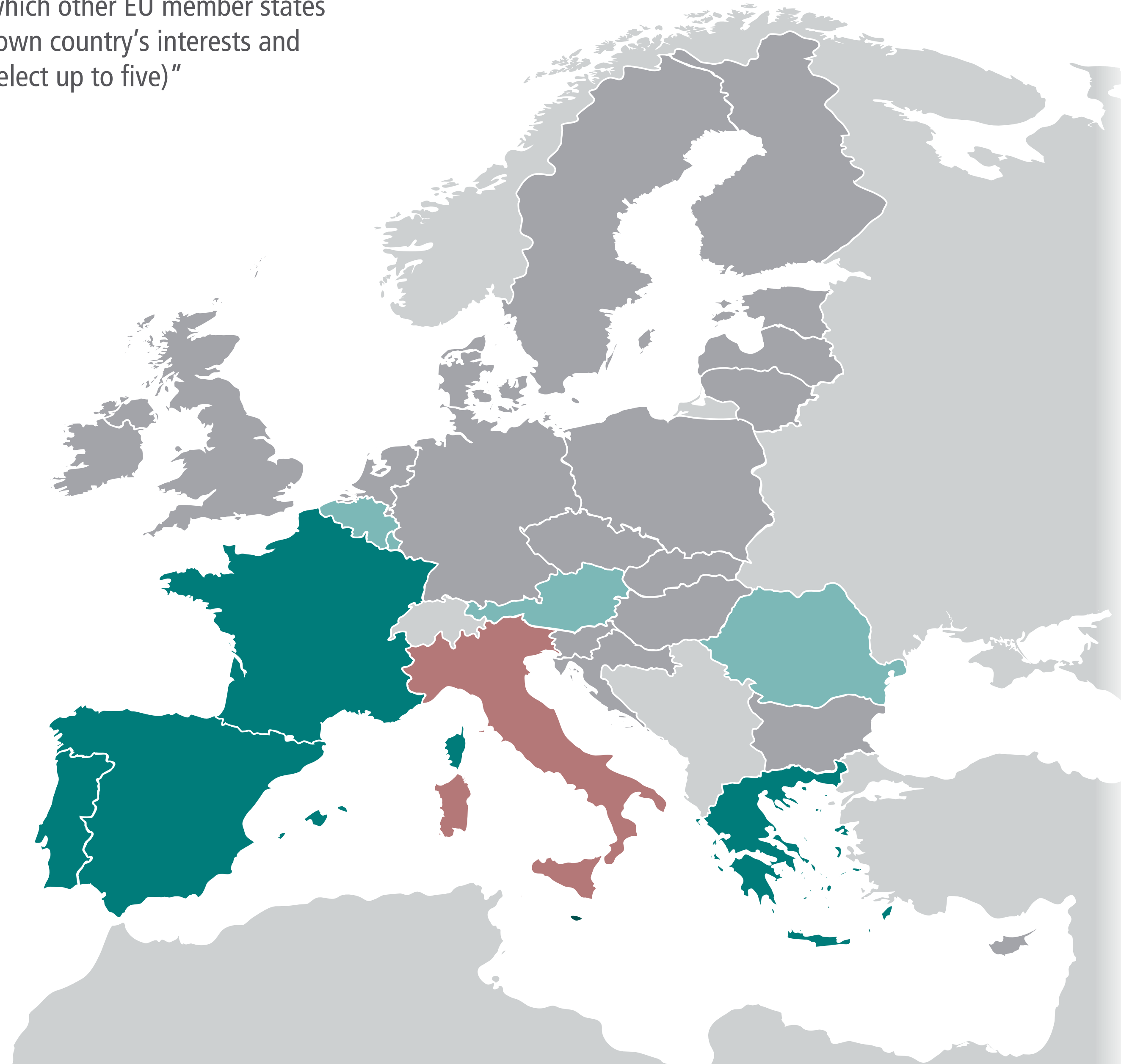
Preferences Overview

Most Contacted

**Shared Interests**

Most Responsive

Most Disappointing



Of 1594 votes by 406 respondents, Italy received 89 (5.6%)

- |     |            |
|-----|------------|
| 16% | Southern 7 |
| 9%  | Big 6      |
| 7%  | Founding 6 |
| 2%  | Affluent 7 |

Share of votes by group

- |     |            |
|-----|------------|
| 29% | Malta      |
| 22% | Spain      |
| 20% | France     |
| 19% | Greece     |
| 19% | Portugal   |
| 8%  | Luxembourg |
| 6%  | Belgium    |
| 5%  | Austria    |
| 5%  | Romania    |
| 4%  | Germany    |
| 4%  | Slovenia   |
| 3%  | Finland    |

Share of votes by country

- |   |       |
|---|-------|
| ■ | Top % |
| ■ | 10+ % |
| ■ | 5-9 % |
| ■ | 1-4 % |

Rounded results. 0% shares not shown.

# Shared Interests Votes for Italy by Italy

**Q2** “In your view or experience, which other EU member states generally share many of your own country’s interests and preferences on EU policies? (select up to five)”

- EU
- Big Six ▶
- Founding Six ▶
- Affluent Seven ▶
- Southern Seven ▶
- Visegrád Four ▶

- Austria
- Belgium
- Bulgaria
- Croatia
- Cyprus
- Czech Rep. ▶
- Denmark ▶
- Estonia
- Finland ▶
- France ▶
- Germany ▶
- Greece
- Hungary ▶
- Ireland
- Italy ▶**
- Latvia
- Lithuania
- Luxembourg
- Malta
- Netherlands ▶
- Poland ▶
- Portugal ▶
- Romania
- Slovakia
- Slovenia
- Spain ▶
- Sweden
- UK ▶


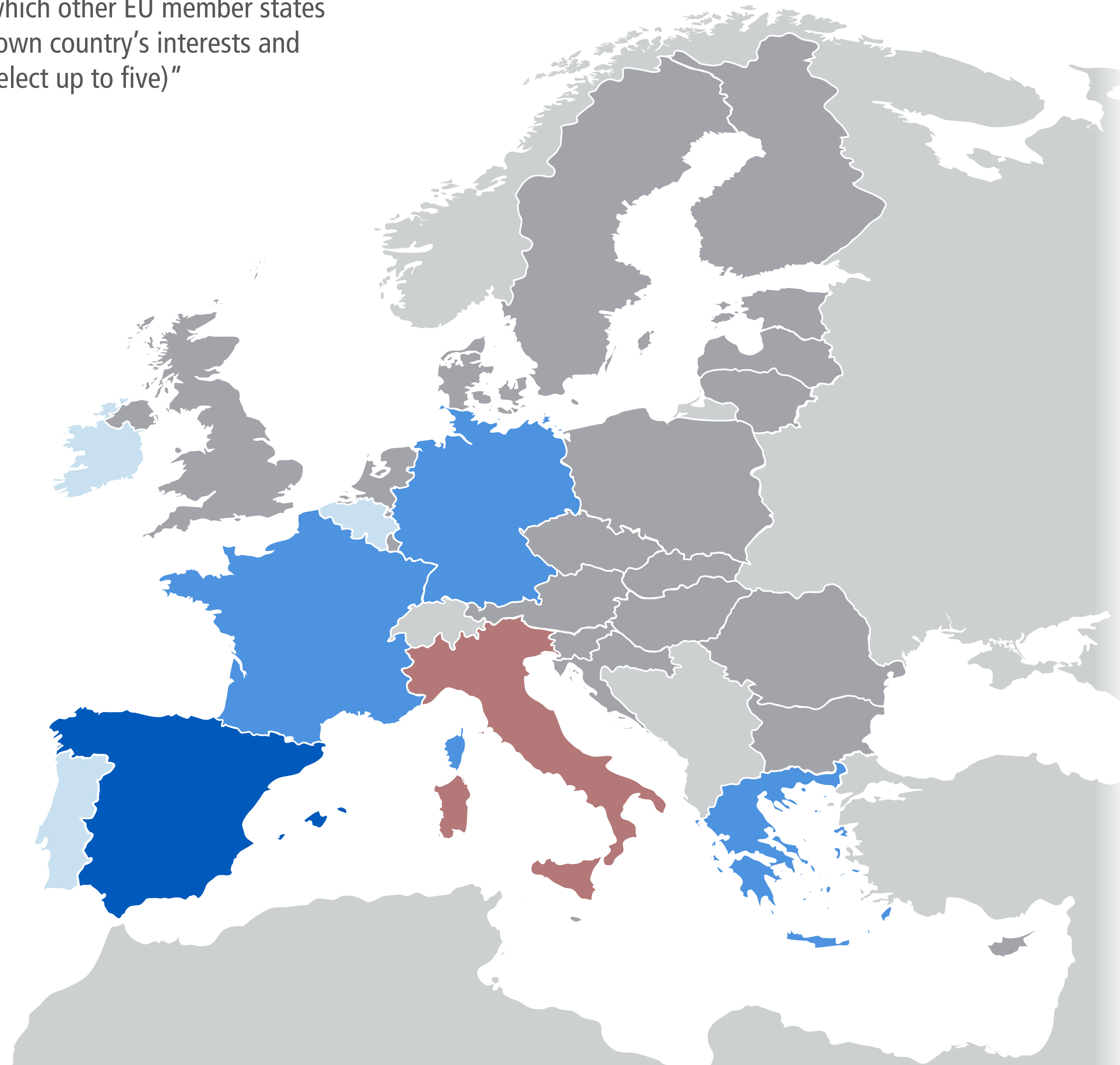
Preferences Overview

Most Contacted

**Shared Interests**

Most Responsive

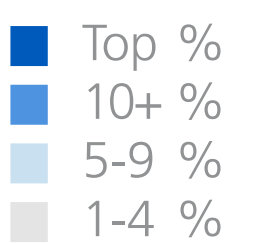
Most Disappointing



Of 104 votes by 30 respondents, Spain received the most: 20

Share of votes for group	Group
50%	Big 6
50%	Southern 7
37%	Founding 6
15%	Affluent 7
5%	Visegrád 4

Share of votes for country	Country
19%	Spain
14%	Germany
12%	France
11%	Greece
8%	Belgium
6%	Portugal
5%	Ireland
4%	Croatia
3%	UK
2%	Denmark
2%	Luxembourg
2%	Malta
2%	Poland
2%	Slovenia
2%	Sweden
1%	Austria
1%	Cyprus
1%	Czech Rep.
1%	Estonia
1%	Hungary
1%	Netherlands
1%	Romania
1%	Slovakia



Rounded results. 0% shares not shown.

# Shared Interests Votes for Latvia

**Q2** “In your view or experience, which other EU member states generally share many of your own country’s interests and preferences on EU policies? (select up to five)”

- EU
- Big Six ▶
- Founding Six ▶
- Affluent Seven ▶
- Southern Seven ▶
- Visegrád Four ▶

- Austria
- Belgium
- Bulgaria
- Croatia
- Cyprus
- Czech Rep. ▶
- Denmark ▶
- Estonia
- Finland ▶
- France ▶
- Germany ▶
- Greece
- Hungary ▶
- Ireland
- Italy ▶
- Latvia**
- Lithuania
- Luxembourg
- Malta
- Netherlands ▶
- Poland ▶
- Portugal ▶
- Romania
- Slovakia
- Slovenia
- Spain ▶
- Sweden
- UK ▶


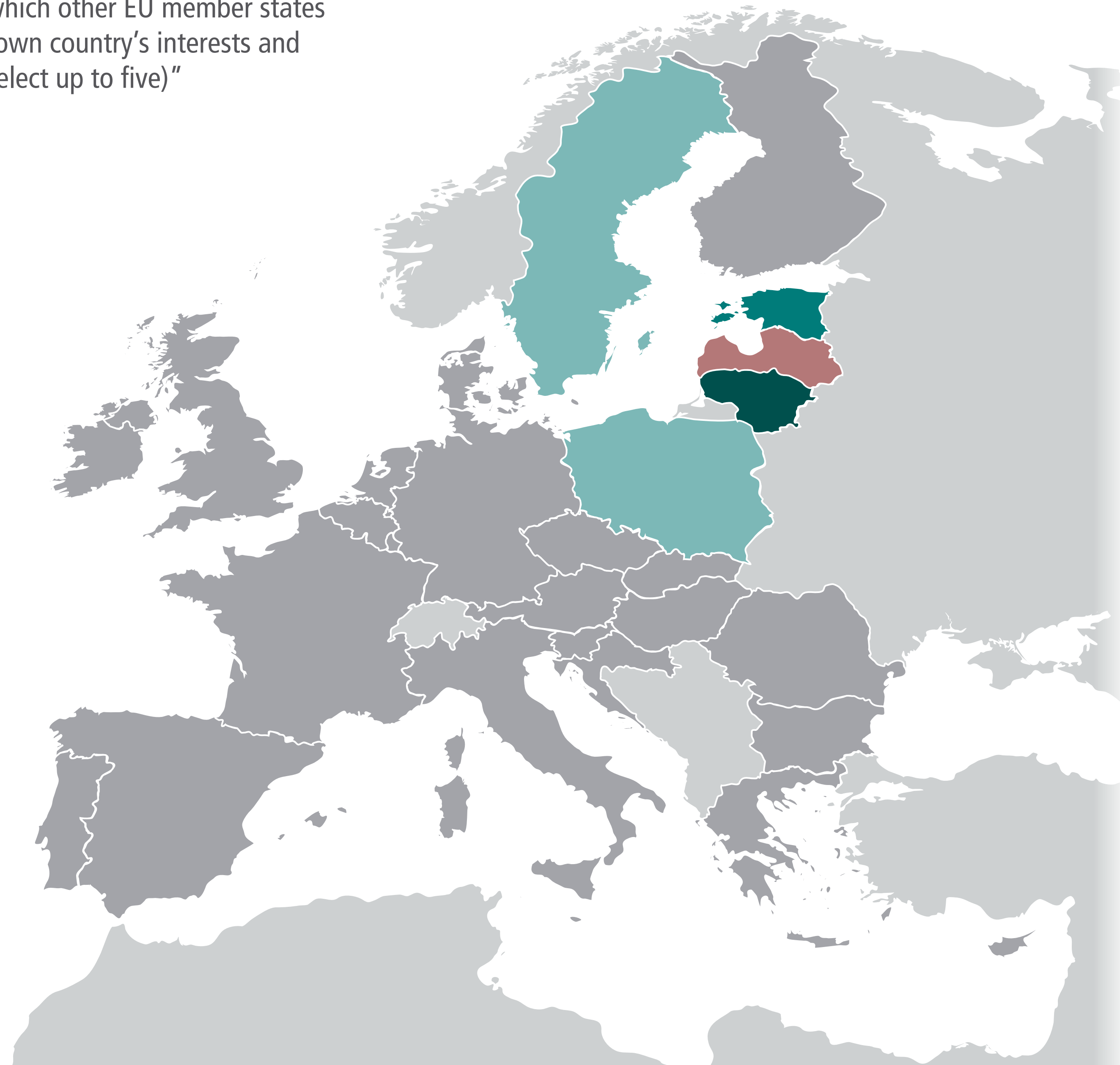
Preferences Overview

Most Contacted

**Shared Interests**

Most Responsive

Most Disappointing



Of 1594 votes by 406 respondents, Latvia received 21 (1.3%)

2% Visegrád 4  
1% Affluent 7  
1% Big 6

Share of votes by group

23% Lithuania  
20% Estonia  
7% Sweden  
5% Poland  
4% Romania  
1% Spain

Share of votes by country

■ Top %  
■ 10+ %  
■ 5-9 %  
■ 1-4 %

Rounded results. 0% shares not shown.

# Shared Interests Votes for Lithuania

**Q2** “In your view or experience, which other EU member states generally share many of your own country’s interests and preferences on EU policies? (select up to five)”

- EU
- Big Six ▶
- Founding Six ▶
- Affluent Seven ▶
- Southern Seven ▶
- Visegrád Four ▶

- Austria
- Belgium
- Bulgaria
- Croatia
- Cyprus
- Czech Rep. ▶
- Denmark ▶
- Estonia
- Finland ▶
- France ▶
- Germany ▶
- Greece
- Hungary ▶
- Ireland
- Italy ▶
- Latvia
- Lithuania**
- Luxembourg
- Malta
- Netherlands ▶
- Poland ▶
- Portugal ▶
- Romania
- Slovakia
- Slovenia
- Spain ▶
- Sweden
- UK ▶


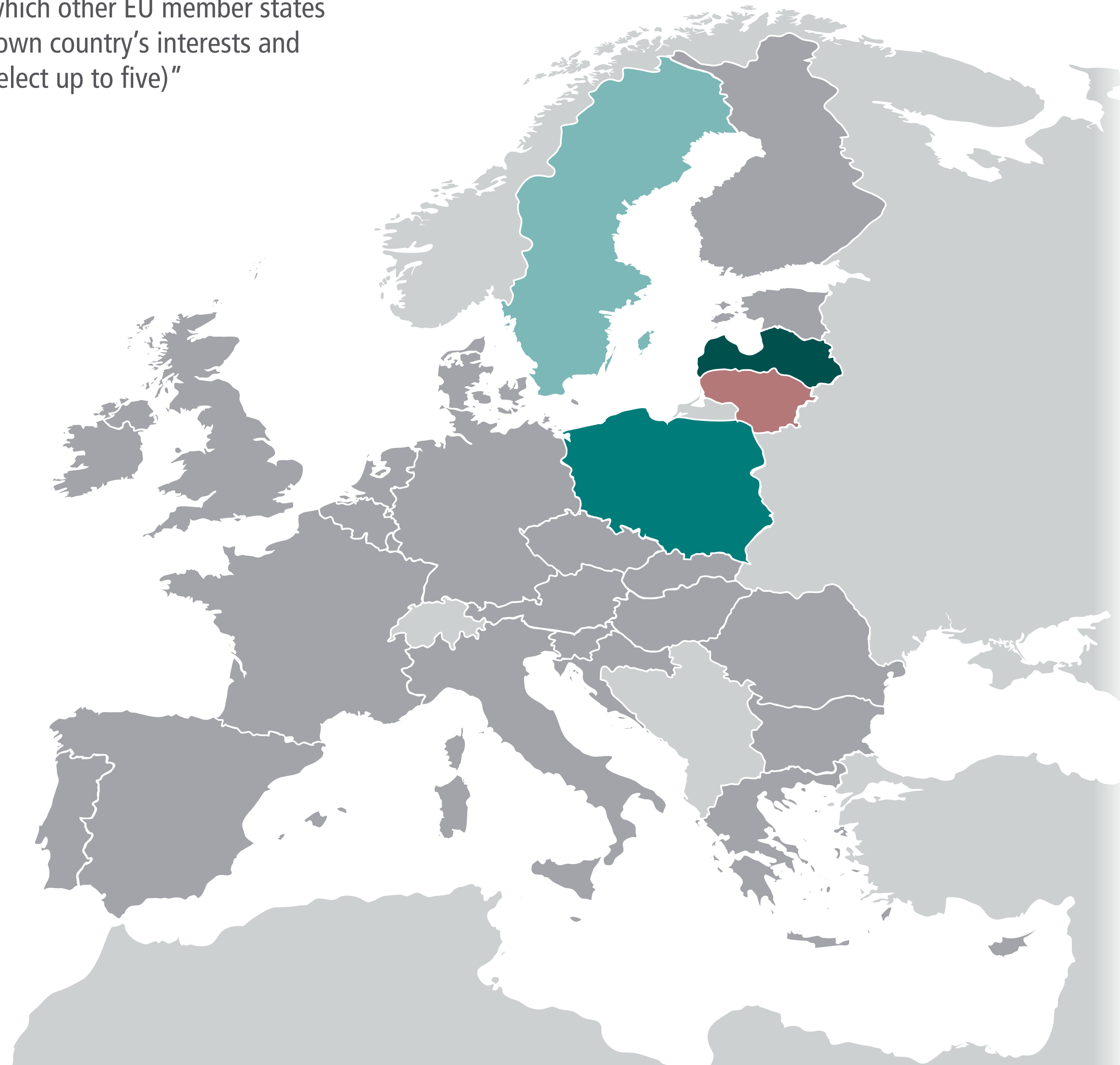
Preferences Overview

Most Contacted

**Shared Interests**

Most Responsive

Most Disappointing



Of 1594 votes by 406 respondents, Lithuania received 26 (1.6%)

5% Visegrád 4  
2% Big 6

Share of votes by group

21% Latvia  
12% Poland  
5% Sweden  
4% Romania  
1% Czech Rep.  
1% Portugal  
1% Spain

Share of votes by country

■ Top %  
■ 10+ %  
■ 5-9 %  
■ 1-4 %

Rounded results. 0% shares not shown.



# Shared Interests

## Votes for Luxembourg

**Q2** “In your view or experience, which other EU member states generally share many of your own country’s interests and preferences on EU policies? (select up to five)”

- EU
- Big Six ▶
- Founding Six ▶
- Affluent Seven ▶
- Southern Seven ▶
- Visegrád Four ▶

- Austria
- Belgium
- Bulgaria
- Croatia
- Cyprus
- Czech Rep. ▶
- Denmark ▶
- Estonia
- Finland ▶
- France ▶
- Germany ▶
- Greece
- Hungary ▶
- Ireland
- Italy ▶
- Latvia
- Lithuania
- Luxembourg**
- Malta
- Netherlands ▶
- Poland ▶
- Portugal ▶
- Romania
- Slovakia
- Slovenia
- Spain ▶
- Sweden
- UK ▶

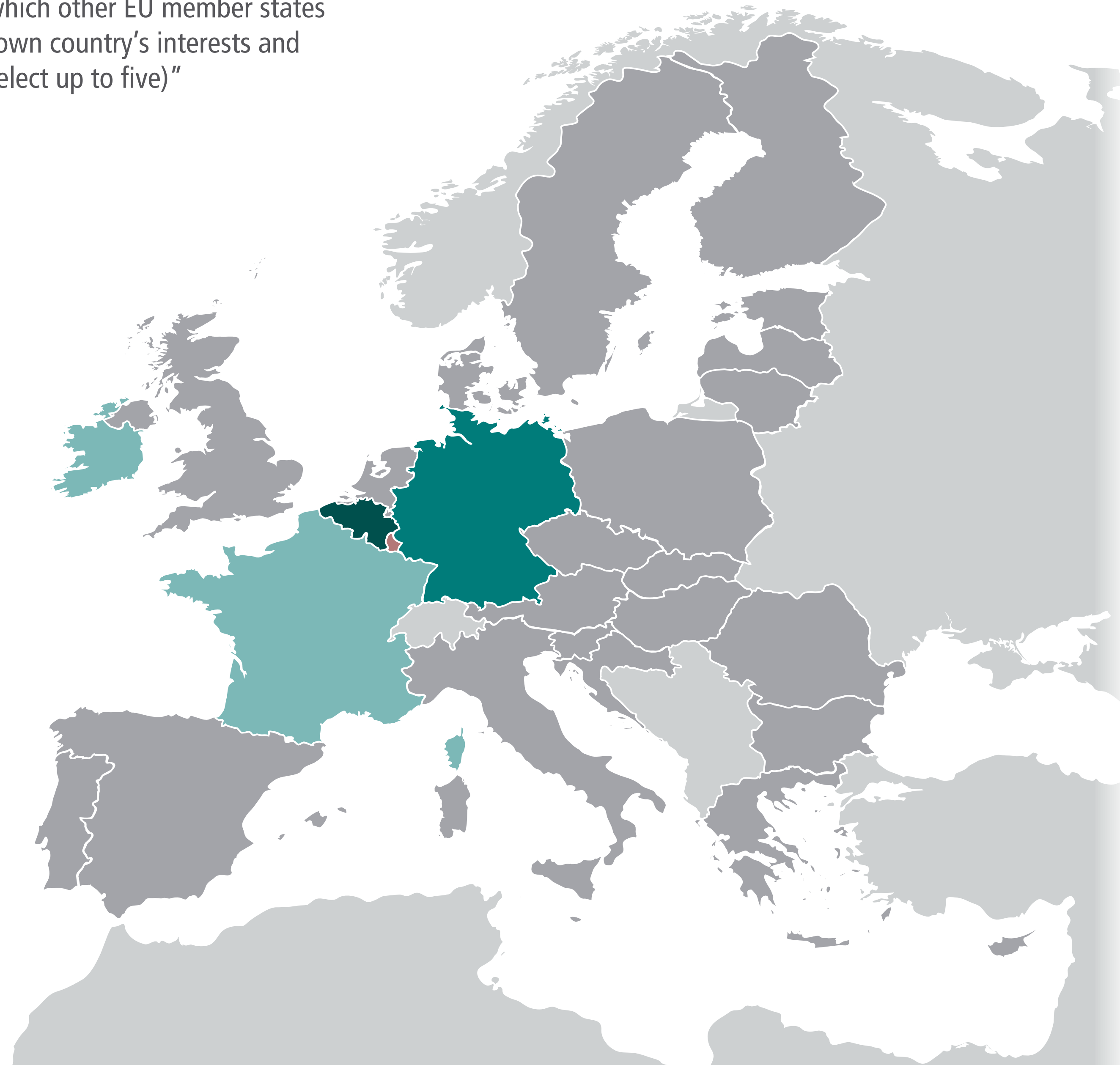
Preferences Overview

Most Contacted

**Shared Interests**

Most Responsive

Most Disappointing



Of 1594 votes by 406 respondents, Luxembourg received 50 (3.1%)

8% Founding 6  
4% Affluent 7  
4% Big 6  
3% Southern 7

Share of votes by group

19% Belgium  
12% Germany  
7% France  
6% Ireland  
4% Netherlands  
4% Slovenia  
3% Austria  
3% Portugal  
2% Italy  
2% Sweden  
1% Denmark  
1% Spain

Share of votes by country

■ Top %  
■ 10+ %  
■ 5-9 %  
■ 1-4 %

Rounded results. 0% shares not shown.

# Shared Interests Votes for Malta

**Q2** “In your view or experience, which other EU member states generally share many of your own country’s interests and preferences on EU policies? (select up to five)”

- EU
- Big Six ▶
- Founding Six ▶
- Affluent Seven ▶
- Southern Seven ▶
- Visegrád Four ▶

- |              |               |
|--------------|---------------|
| Austria      | Italy ▶       |
| Belgium      | Latvia        |
| Bulgaria     | Lithuania     |
| Croatia      | Luxembourg    |
| Cyprus       | <b>Malta</b>  |
| Czech Rep. ▶ | Netherlands ▶ |
| Denmark ▶    | Poland ▶      |
| Estonia      | Portugal ▶    |
| Finland ▶    | Romania       |
| France ▶     | Slovakia      |
| Germany ▶    | Slovenia      |
| Greece       | Spain ▶       |
| Hungary ▶    | Sweden        |
| Ireland      | UK ▶          |

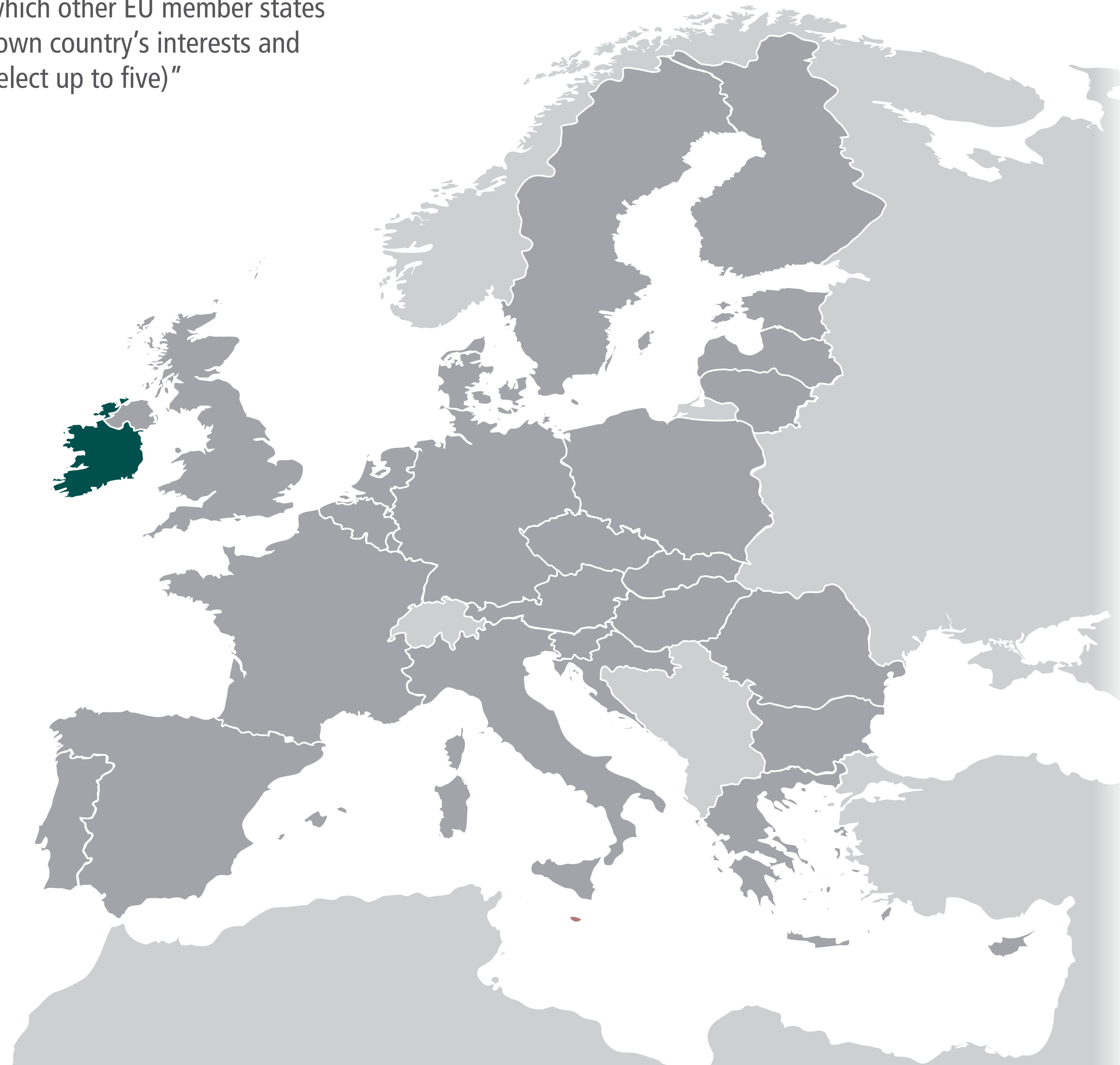
Preferences Overview

Most Contacted

**Shared Interests**

Most Responsive

Most Disappointing



Of 1594 votes by 406 respondents, Malta received 7 (0.4%)

1% Big 6 Share of votes by group

6% Ireland  
4% UK  
3% Bulgaria  
2% Italy  
2% Romania Share of votes by country

■ Top %  
■ 10+ %  
■ 5-9 %  
■ 1-4 %

Rounded results. 0% shares not shown.

# Shared Interests Votes for Netherlands by Netherlands

**Q2** “In your view or experience, which other EU member states generally share many of your own country’s interests and preferences on EU policies? (select up to five)”

- EU
- Big Six ▶
- Founding Six ▶
- Affluent Seven ▶
- Southern Seven ▶
- Visegrád Four ▶

- Austria
- Belgium
- Bulgaria
- Croatia
- Cyprus
- Czech Rep. ▶
- Denmark ▶
- Estonia
- Finland ▶
- France ▶
- Germany ▶
- Greece
- Hungary ▶
- Ireland
- Italy ▶
- Latvia
- Lithuania
- Luxembourg
- Malta
- Netherlands ▶**
- Poland ▶
- Portugal ▶
- Romania
- Slovakia
- Slovenia
- Spain ▶
- Sweden
- UK ▶

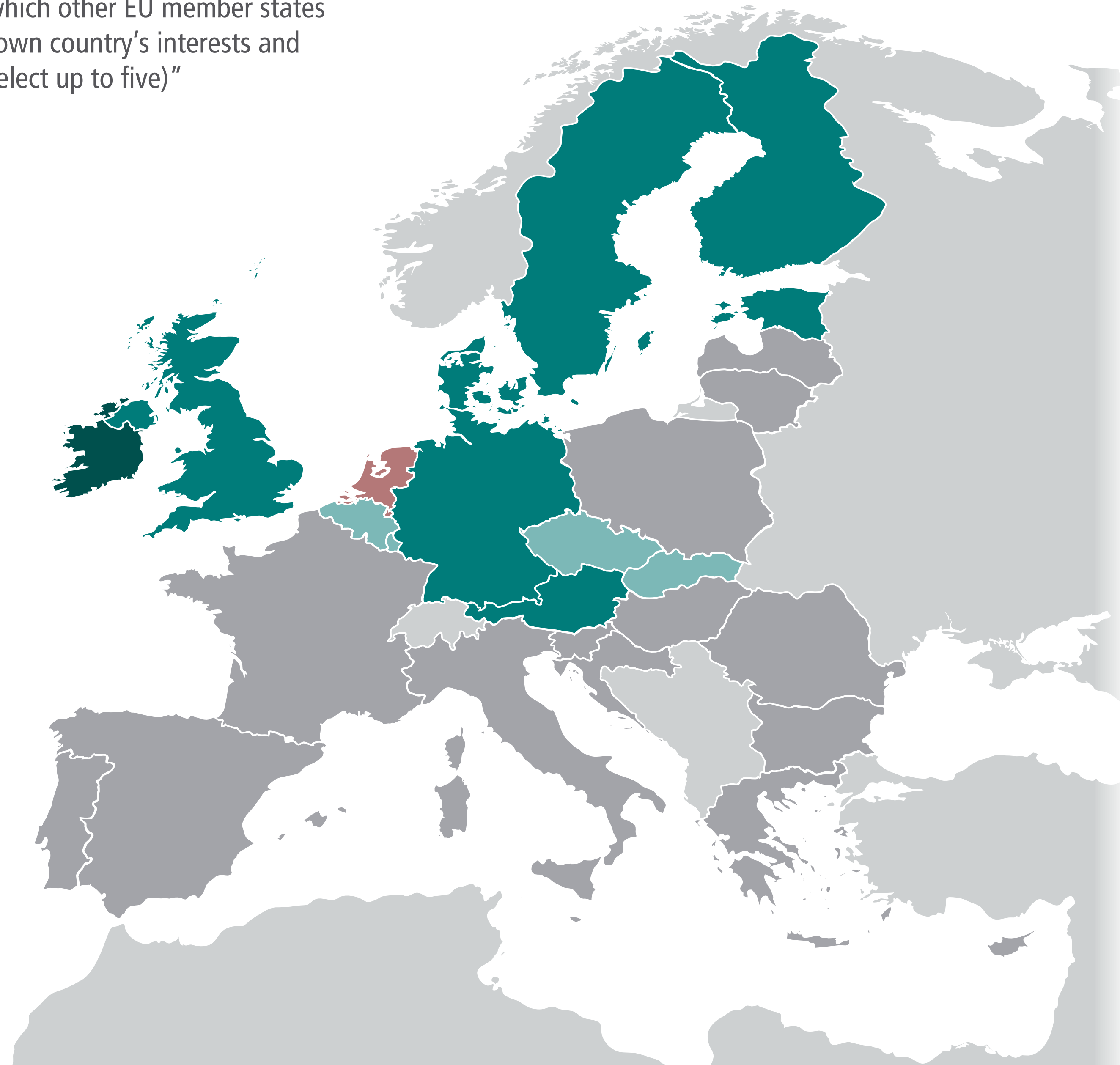
Preferences Overview

Most Contacted

**Shared Interests**

Most Responsive

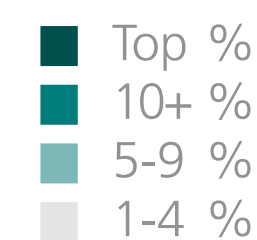
Most Disappointing



Of 1594 votes by 406 respondents, Netherlands received 101 (6.3%)

11%	Affluent 7	Share of votes by group
6%	Big 6	
6%	Founding 6	
2%	Visegrád 4	
1%	Southern 7	

29%	Ireland	Share of votes by country
20%	UK	
19%	Denmark	
18%	Germany	
14%	Finland	
10%	Austria	
10%	Estonia	
10%	Sweden	
8%	Luxembourg	
6%	Belgium	
6%	Slovakia	
5%	Czech Rep.	
4%	Portugal	
3%	Bulgaria	
2%	Spain	
1%	Hungary	
1%	Italy	
1%	Poland	



Rounded results. 0% shares not shown.

# Shared Interests Votes for Netherlands by Netherlands

**Q2** “In your view or experience, which other EU member states generally share many of your own country’s interests and preferences on EU policies? (select up to five)”

- EU
- Big Six ▶
- Founding Six ▶
- Affluent Seven ▶
- Southern Seven ▶
- Visegrád Four ▶

- Austria
- Belgium
- Bulgaria
- Croatia
- Cyprus
- Czech Rep. ▶
- Denmark ▶
- Estonia
- Finland ▶
- France ▶
- Germany ▶
- Greece
- Hungary ▶
- Ireland
- Italy ▶
- Latvia
- Lithuania
- Luxembourg
- Malta
- Netherlands ▶**
- Poland ▶
- Portugal ▶
- Romania
- Slovakia
- Slovenia
- Spain ▶
- Sweden
- UK ▶

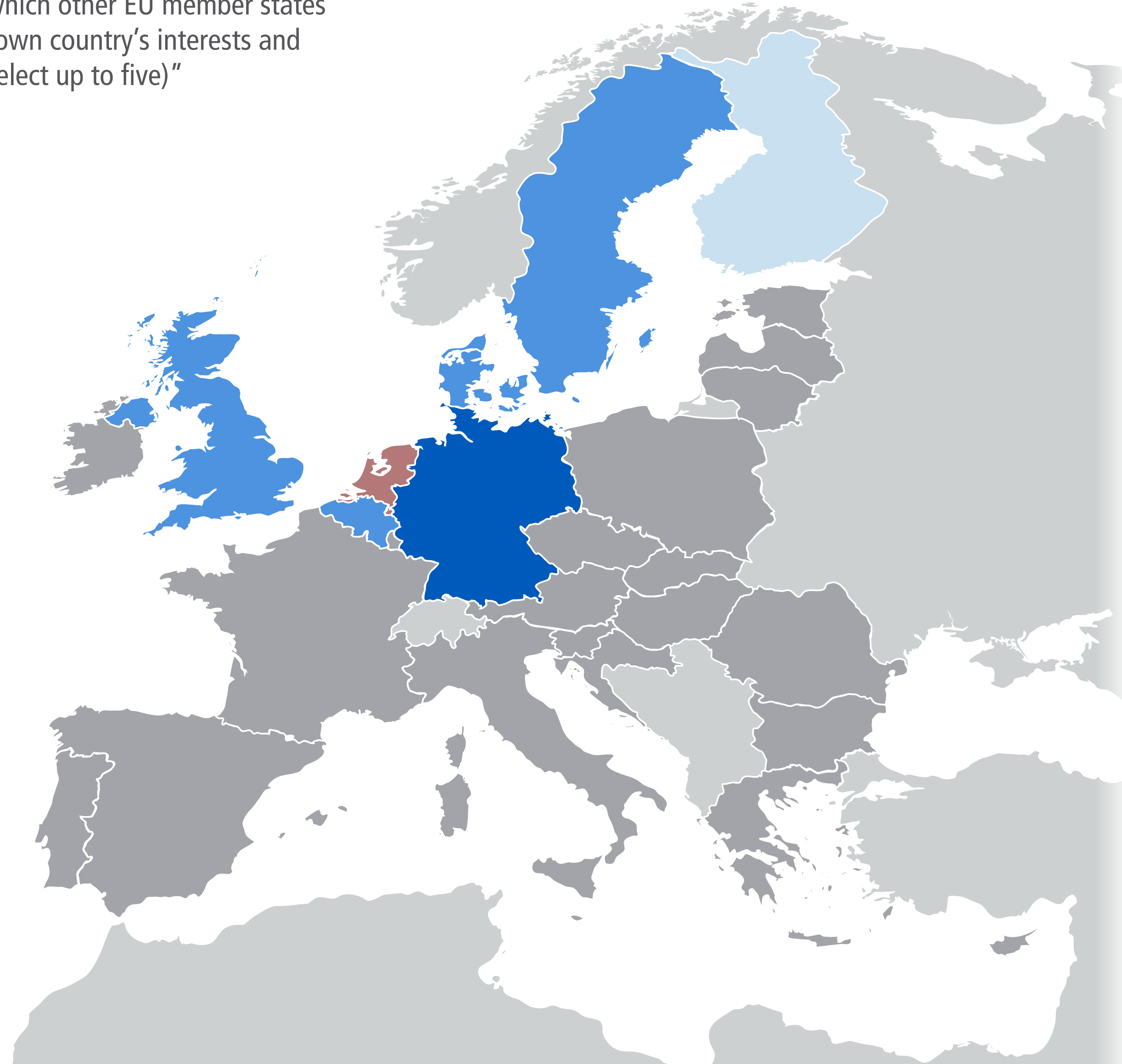
Preferences Overview

Most Contacted

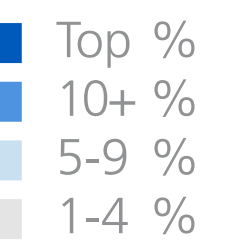
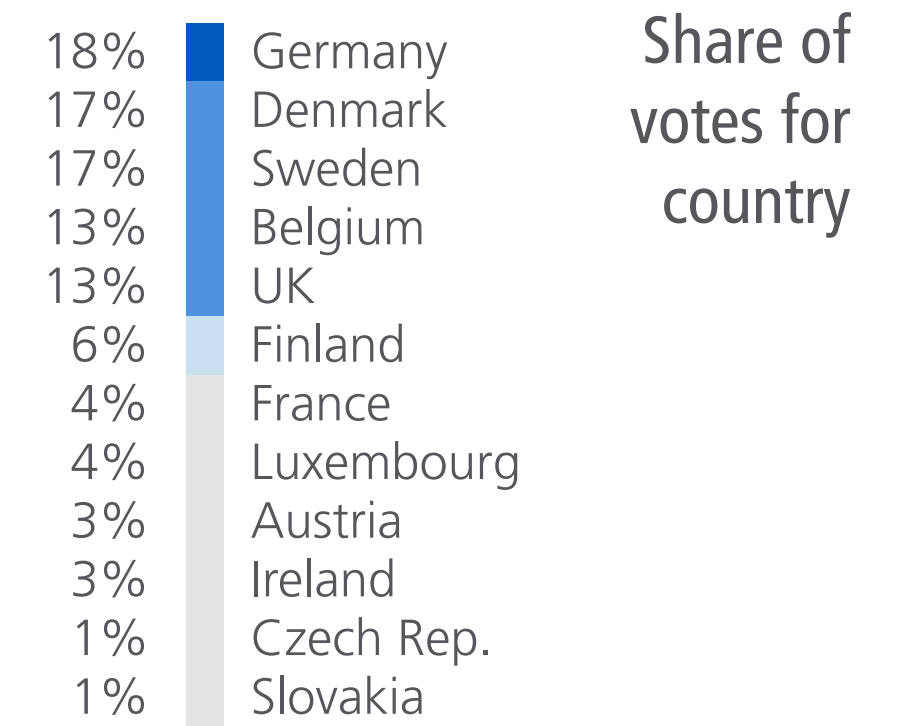
**Shared Interests**

Most Responsive

Most Disappointing



Of 77 votes by 17 respondents, Germany received the most: 14



Rounded results. 0% shares not shown.

# Shared Interests Votes for Poland by Poland

**Q2** “In your view or experience, which other EU member states generally share many of your own country’s interests and preferences on EU policies? (select up to five)”

- EU
- Big Six ▶
- Founding Six ▶
- Affluent Seven ▶
- Southern Seven ▶
- Visegrád Four ▶

- Austria
- Belgium
- Bulgaria
- Croatia
- Cyprus
- Czech Rep. ▶
- Denmark ▶
- Estonia
- Finland ▶
- France ▶
- Germany ▶
- Greece
- Hungary ▶
- Ireland
- Italy ▶
- Latvia
- Lithuania
- Luxembourg
- Malta
- Netherlands ▶
- Poland ▶**
- Portugal ▶
- Romania
- Slovakia
- Slovenia
- Spain ▶
- Sweden
- UK ▶


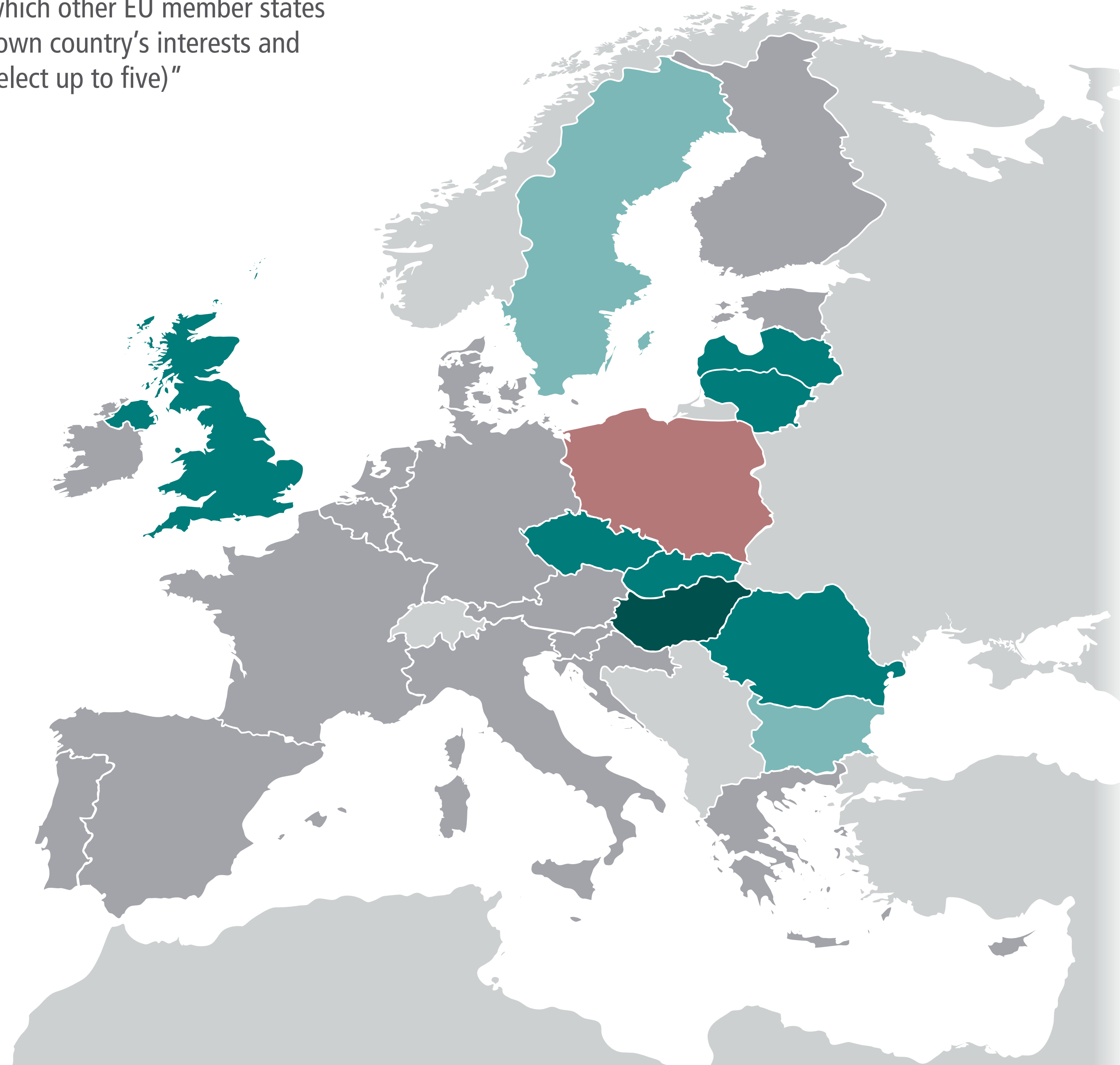
Preferences Overview

Most Contacted

**Shared Interests**

Most Responsive

Most Disappointing



Of 1594 votes by 406 respondents, Poland received 87 (5.5%)

- 14% Visegrád 4
- 2% Big 6
- 2% Southern 7
- 1% Affluent 7
- 1% Founding 6

Share of votes by group

- 24% Hungary
- 23% Lithuania
- 22% Czech Rep.
- 18% Romania
- 12% Slovakia
- 11% Latvia
- 11% UK
- 9% Bulgaria
- 5% Sweden
- 4% Portugal
- 3% Austria
- 2% Germany
- 2% Italy
- 2% Spain
- 1% Denmark

Share of votes by country

- Top %
- 10+ %
- 5-9 %
- 1-4 %

Rounded results. 0% shares not shown.

# Shared Interests Votes for Poland by Poland

**Q2** "In your view or experience, which other EU member states generally share many of your own country's interests and preferences on EU policies? (select up to five)"

- EU
- Big Six ▶
- Founding Six ▶
- Affluent Seven ▶
- Southern Seven ▶
- Visegrád Four ▶

- Austria
- Belgium
- Bulgaria
- Croatia
- Cyprus
- Czech Rep. ▶
- Denmark ▶
- Estonia
- Finland ▶
- France ▶
- Germany ▶
- Greece
- Hungary ▶
- Ireland
- Italy ▶
- Latvia
- Lithuania
- Luxembourg
- Malta
- Netherlands ▶
- Poland ▶**
- Portugal ▶
- Romania
- Slovakia
- Slovenia
- Spain ▶
- Sweden
- UK ▶

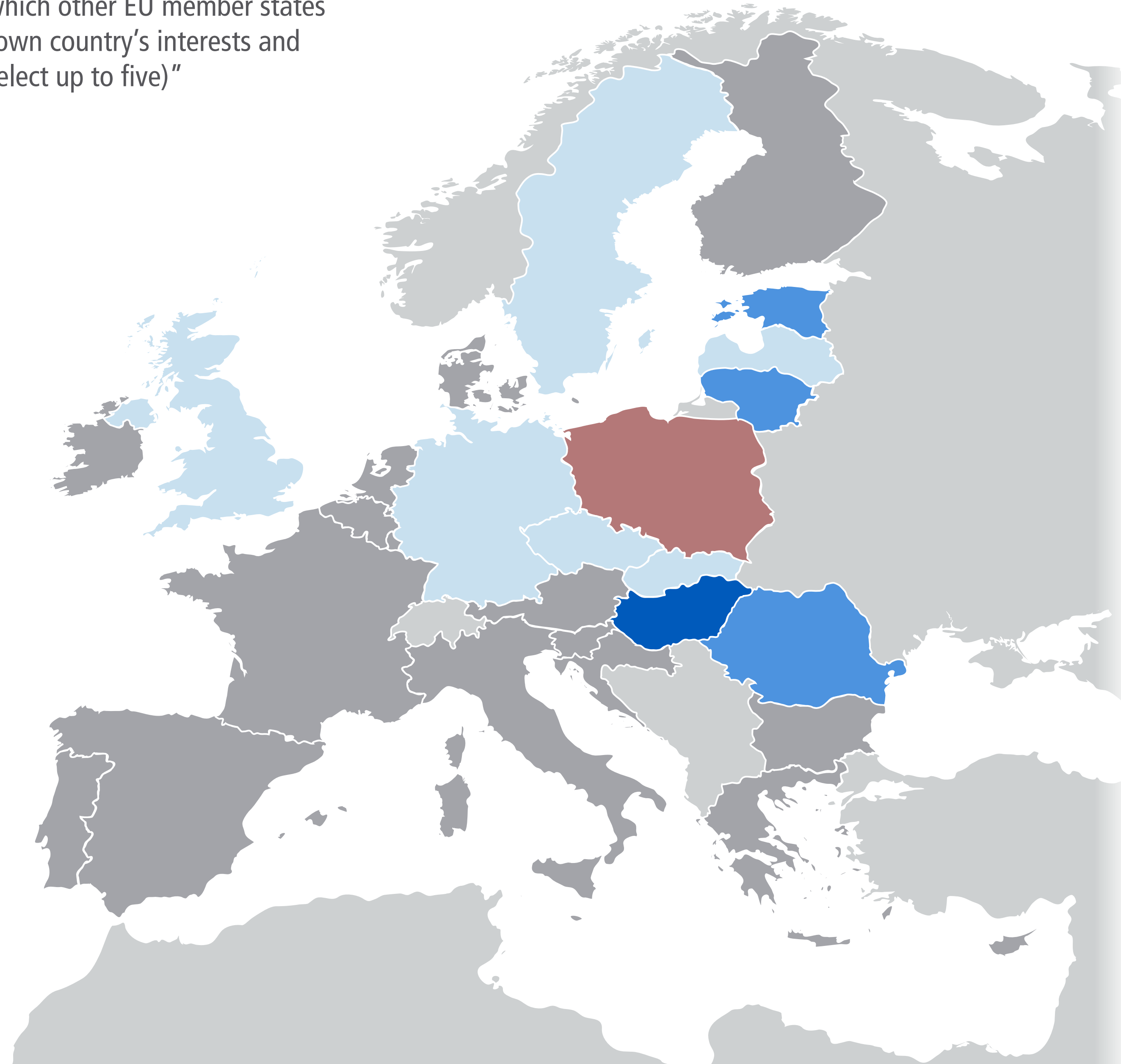
Preferences Overview

Most Contacted

**Shared Interests**

Most Responsive

Most Disappointing



Of 124 votes by 29 respondents, Hungary received the most: 16

Share of votes for group	Group
28%	Visegrád 4
15%	Big 6
12%	Affluent 7
10%	Founding 6
2%	Southern 7

Share of votes for country	Country
13%	Hungary
12%	Lithuania
11%	Estonia
11%	Romania
9%	Slovakia
6%	Czech Rep.
6%	Germany
6%	Sweden
6%	UK
5%	Latvia
3%	Croatia
2%	Bulgaria
2%	Denmark
2%	Finland
2%	France
1%	Belgium
1%	Netherlands
1%	Slovenia

- Top %
- 10+ %
- 5-9 %
- 1-4 %

Rounded results. 0% shares not shown.

# Shared Interests Votes for Portugal by Portugal

**Q2** "In your view or experience, which other EU member states generally share many of your own country's interests and preferences on EU policies? (select up to five)"

- EU
- Big Six ▶
- Founding Six ▶
- Affluent Seven ▶
- Southern Seven ▶
- Visegrád Four ▶

- Austria
- Belgium
- Bulgaria
- Croatia
- Cyprus
- Czech Rep. ▶
- Denmark ▶
- Estonia
- Finland ▶
- France ▶
- Germany ▶
- Greece
- Hungary ▶
- Ireland
- Italy ▶
- Latvia
- Lithuania
- Luxembourg
- Malta
- Netherlands ▶
- Poland ▶
- Portugal ▶**
- Romania
- Slovakia
- Slovenia
- Spain ▶
- Sweden
- UK ▶


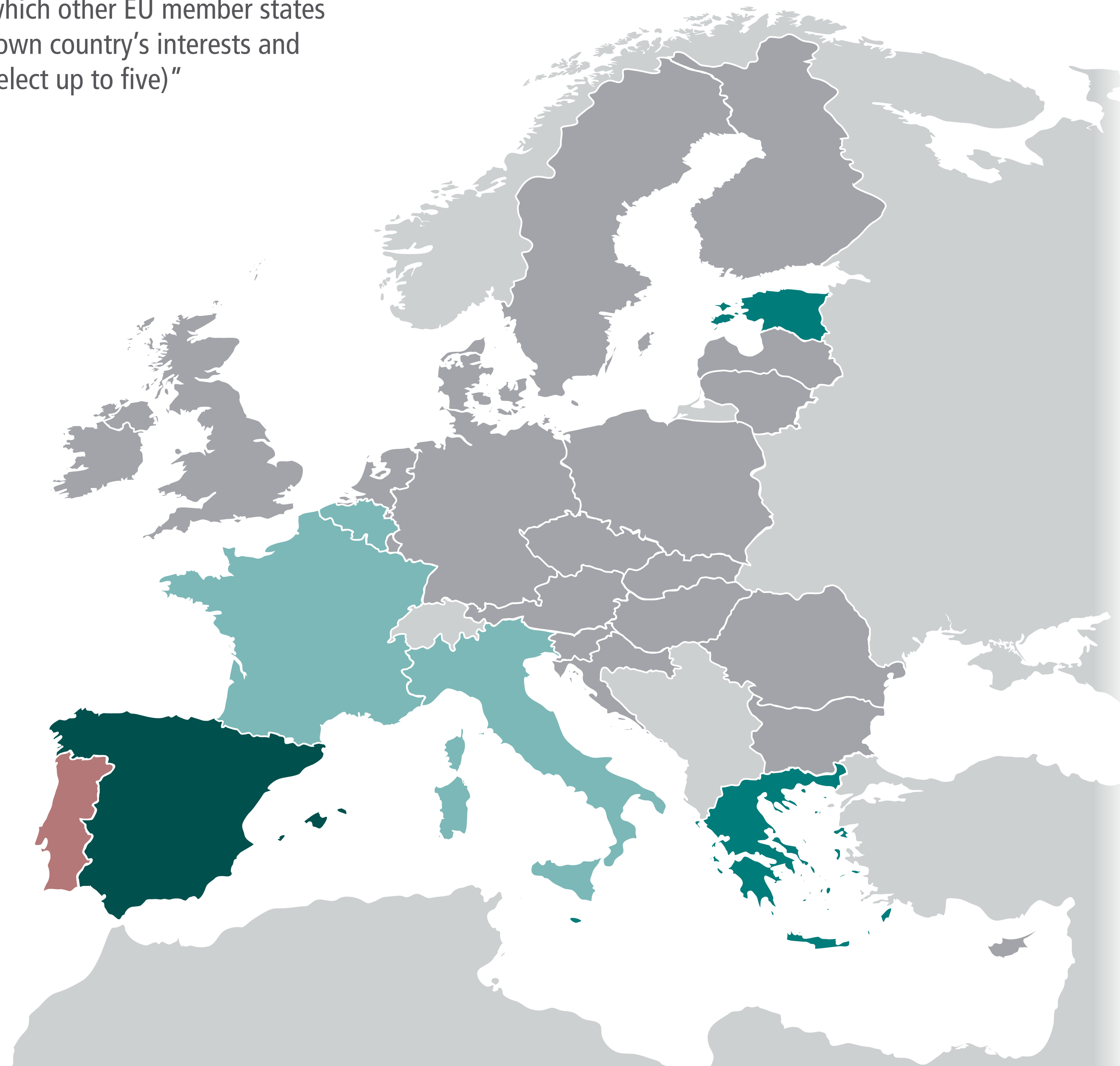
Preferences Overview

Most Contacted

**Shared Interests**

Most Responsive

Most Disappointing



Of 1594 votes by 406 respondents, Portugal received 50 (3.1%)

- 9% Southern 7
- 6% Big 6
- 4% Founding 6
- 1% Affluent 7

Share of votes by group

- 21% Spain
- 19% Greece
- 14% Malta
- 10% Estonia
- 7% France
- 6% Belgium
- 6% Italy
- 2% Finland
- 2% Romania
- 1% Germany

Share of votes by country

- Top %
- 10+ %
- 5-9 %
- 1-4 %

Rounded results. 0% shares not shown.

# Shared Interests Votes for Portugal by Portugal

**Q2** “In your view or experience, which other EU member states generally share many of your own country’s interests and preferences on EU policies? (select up to five)”

- EU
- Big Six ▶
- Founding Six ▶
- Affluent Seven ▶
- Southern Seven ▶
- Visegrád Four ▶

- Austria
- Belgium
- Bulgaria
- Croatia
- Cyprus
- Czech Rep. ▶
- Denmark ▶
- Estonia
- Finland ▶
- France ▶
- Germany ▶
- Greece
- Hungary ▶
- Ireland
- Italy ▶
- Latvia
- Lithuania
- Luxembourg
- Malta
- Netherlands ▶
- Poland ▶
- Portugal ▶**
- Romania
- Slovakia
- Slovenia
- Spain ▶
- Sweden
- UK ▶

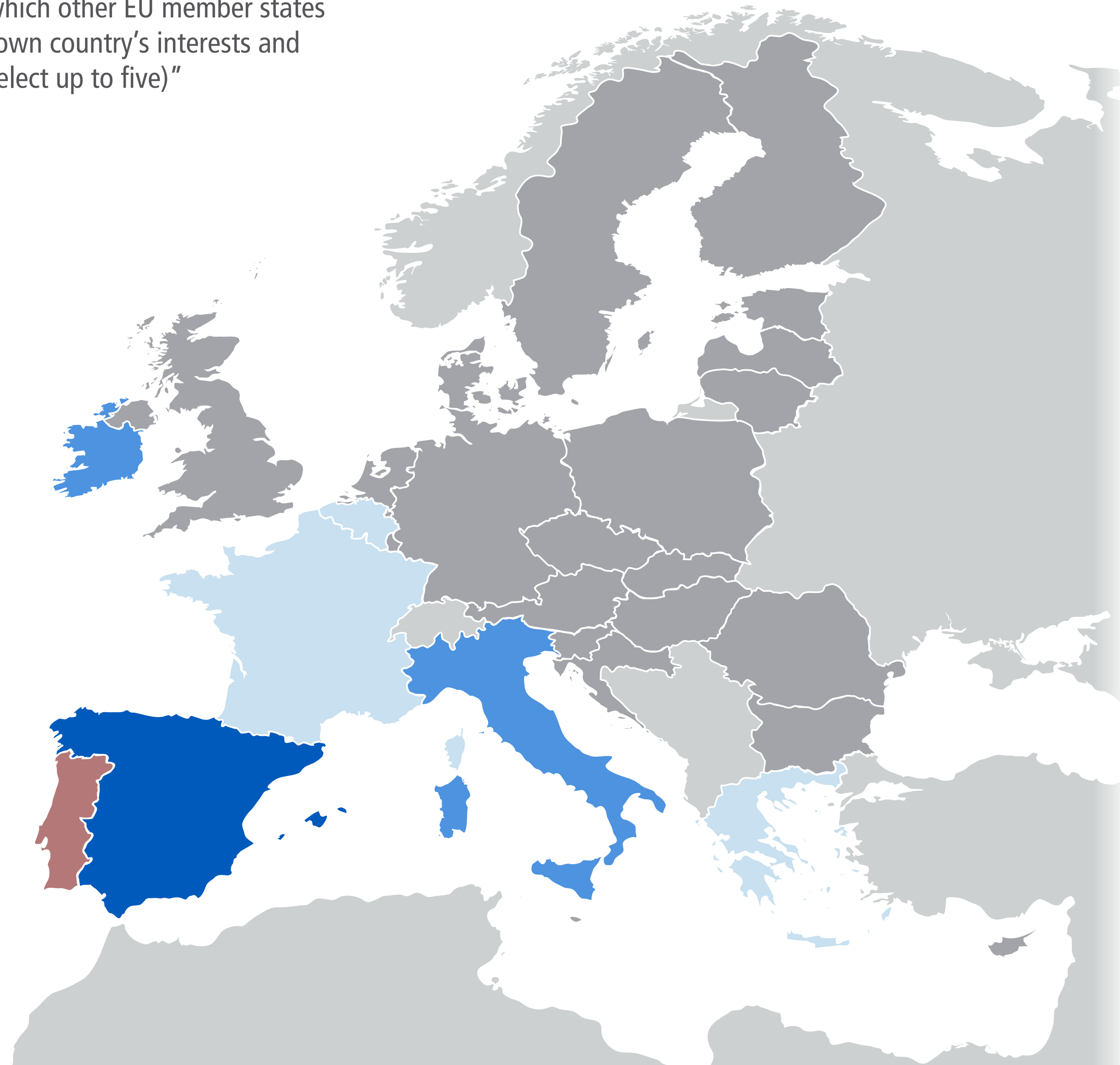
Preferences Overview

Most Contacted

**Shared Interests**

Most Responsive

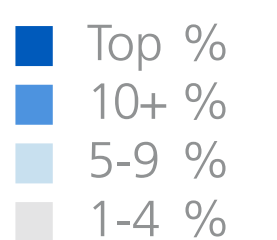
Most Disappointing



Of 74 votes by 18 respondents, Spain received the most: 18

Share of votes for group	Group
62%	Big 6
61%	Southern 7
43%	Founding 6
14%	Affluent 7
4%	Visegrád 4

Share of votes for country	Country
24%	Spain
19%	Italy
12%	Ireland
8%	France
8%	Greece
7%	Belgium
4%	Netherlands
4%	Poland
4%	UK
3%	Germany
3%	Luxembourg
1%	Cyprus
1%	Lithuania
1%	Slovenia



Rounded results. 0% shares not shown.



# Shared Interests Votes for Romania

**Q2** “In your view or experience, which other EU member states generally share many of your own country’s interests and preferences on EU policies? (select up to five)”

- EU
- Big Six ▶
- Founding Six ▶
- Affluent Seven ▶
- Southern Seven ▶
- Visegrád Four ▶

- Austria
- Belgium
- Bulgaria
- Croatia
- Cyprus
- Czech Rep. ▶
- Denmark ▶
- Estonia
- Finland ▶
- France ▶
- Germany ▶
- Greece
- Hungary ▶
- Ireland
- Italy ▶
- Latvia
- Lithuania
- Luxembourg
- Malta
- Netherlands ▶
- Poland ▶
- Portugal ▶
- Romania**
- Slovakia
- Slovenia
- Spain ▶
- Sweden
- UK ▶


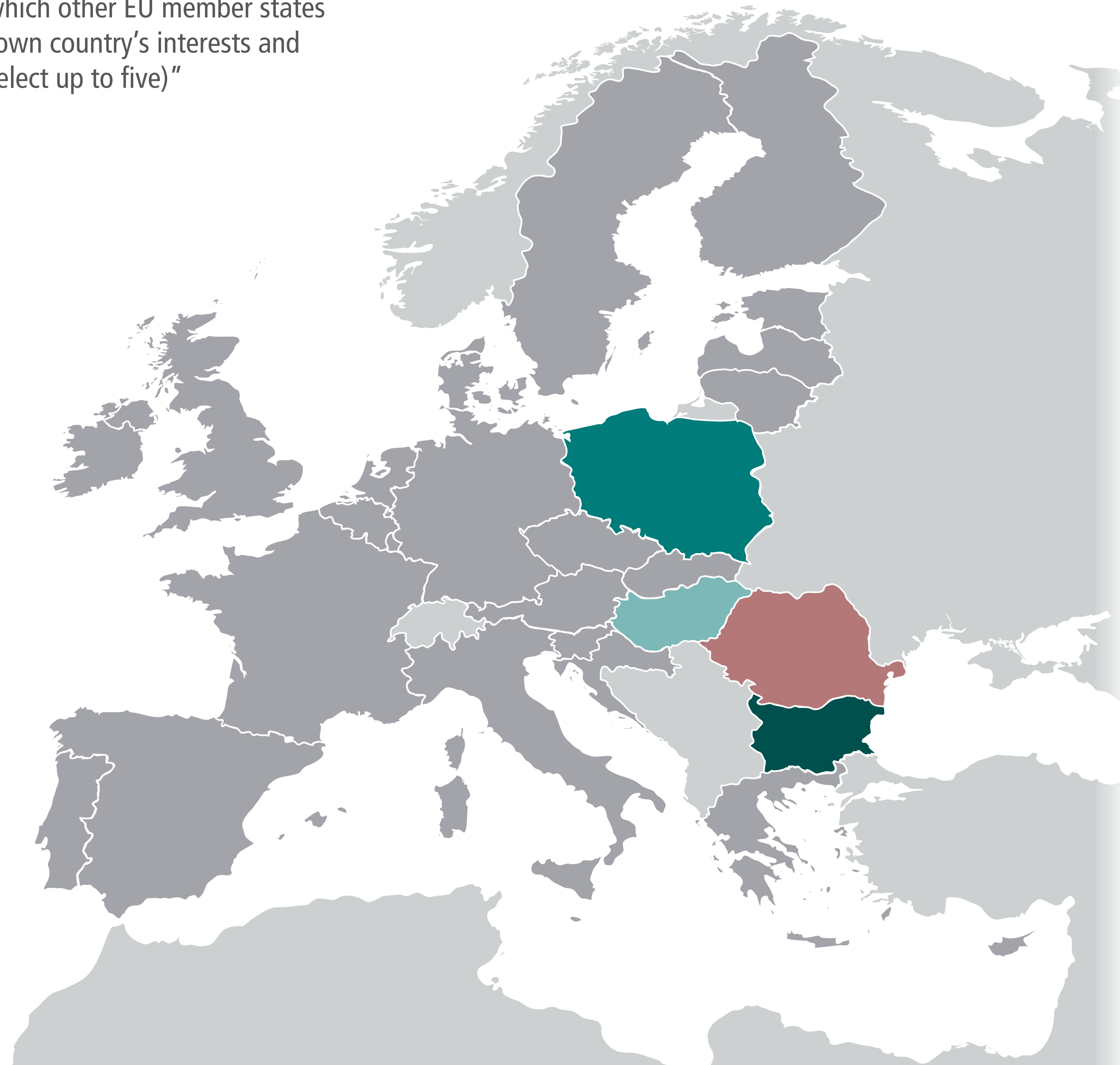
Preferences Overview

Most Contacted

**Shared Interests**

Most Responsive

Most Disappointing



Of 1594 votes by 406 respondents, Romania received 33 (2.1%)

- 7% Visegrád 4
- 3% Big 6
- 1% Southern 7

Share of votes by group

- 21% Bulgaria
- 11% Poland
- 6% Hungary
- 3% Czech Rep.
- 1% France
- 1% Italy
- 1% Spain

Share of votes by country

- Top %
- 10+ %
- 5-9 %
- 1-4 %

Rounded results. 0% shares not shown.

# Shared Interests Votes for Slovakia

**Q2** “In your view or experience, which other EU member states generally share many of your own country’s interests and preferences on EU policies? (select up to five)”

- EU
- Big Six ▶
- Founding Six ▶
- Affluent Seven ▶
- Southern Seven ▶
- Visegrád Four ▶

- Austria
- Belgium
- Bulgaria
- Croatia
- Cyprus
- Czech Rep. ▶
- Denmark ▶
- Estonia
- Finland ▶
- France ▶
- Germany ▶
- Greece
- Hungary ▶
- Ireland
- Italy ▶
- Latvia
- Lithuania
- Luxembourg
- Malta
- Netherlands ▶
- Poland ▶
- Portugal ▶
- Romania
- Slovakia**
- Slovenia
- Spain ▶
- Sweden
- UK ▶


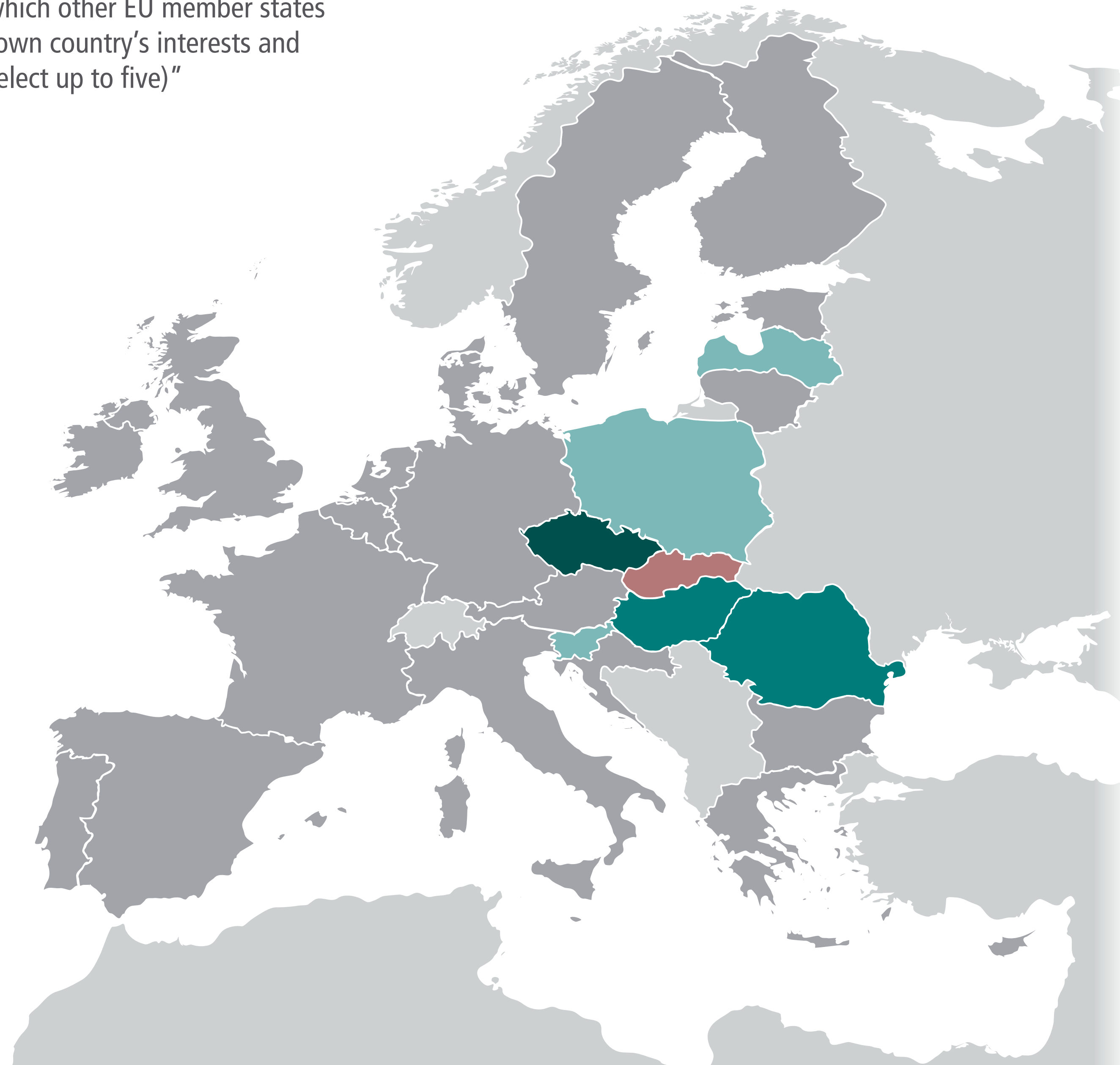
Preferences Overview

Most Contacted

**Shared Interests**

Most Responsive

Most Disappointing



Of 1594 votes by 406 respondents, Slovakia received 71 (4.5%)

17% Visegrád 4  
2% Big 6  
1% Affluent 7  
1% Founding 6

Share of votes by group

26% Czech Rep.  
22% Hungary  
11% Romania  
9% Poland  
8% Slovenia  
5% Latvia  
3% Austria  
3% Bulgaria  
1% Denmark  
1% France  
1% Italy  
1% Netherlands

Share of votes by country

■ Top %  
■ 10+ %  
■ 5-9 %  
■ 1-4 %

Rounded results. 0% shares not shown.

# Shared Interests Votes for Slovenia

**Q2** “In your view or experience, which other EU member states generally share many of your own country’s interests and preferences on EU policies? (select up to five)”

- EU
- Big Six ▶
- Founding Six ▶
- Affluent Seven ▶
- Southern Seven ▶
- Visegrád Four ▶

- Austria
- Belgium
- Bulgaria
- Croatia
- Cyprus
- Czech Rep. ▶
- Denmark ▶
- Estonia
- Finland ▶
- France ▶
- Germany ▶
- Greece
- Hungary ▶
- Ireland
- Italy ▶
- Latvia
- Lithuania
- Luxembourg
- Malta
- Netherlands ▶
- Poland ▶
- Portugal ▶
- Romania
- Slovakia
- Slovenia**
- Spain ▶
- Sweden
- UK ▶


Preferences Overview

Most Contacted

**Shared Interests**

Most Responsive

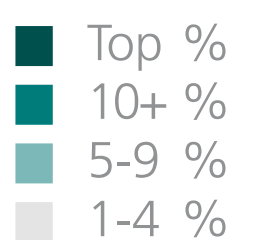
Most Disappointing



Of 1594 votes by 406 respondents, Slovenia received 19 (1.2%)

1%	Affluent 7	Share of votes by group
1%	Big 6	
1%	Founding 6	
1%	Southern 7	
1%	Visegrád 4	

29%	Croatia	Share of votes by country
14%	Malta	
13%	Austria	
3%	Bulgaria	
3%	Hungary	
2%	Italy	
2%	Romania	
1%	Germany	
1%	Poland	
1%	Portugal	



Rounded results. 0% shares not shown.

# Shared Interests Votes for Spain by Spain

**Q2** “In your view or experience, which other EU member states generally share many of your own country’s interests and preferences on EU policies? (select up to five)”

- EU
- Big Six ▶
- Founding Six ▶
- Affluent Seven ▶
- Southern Seven ▶
- Visegrád Four ▶

- Austria
- Belgium
- Bulgaria
- Croatia
- Cyprus
- Czech Rep. ▶
- Denmark ▶
- Estonia
- Finland ▶
- France ▶
- Germany ▶
- Greece
- Hungary ▶
- Ireland
- Italy ▶
- Latvia
- Lithuania
- Luxembourg
- Malta
- Netherlands ▶
- Poland ▶
- Portugal ▶
- Romania
- Slovakia
- Slovenia
- Spain ▶**
- Sweden
- UK ▶


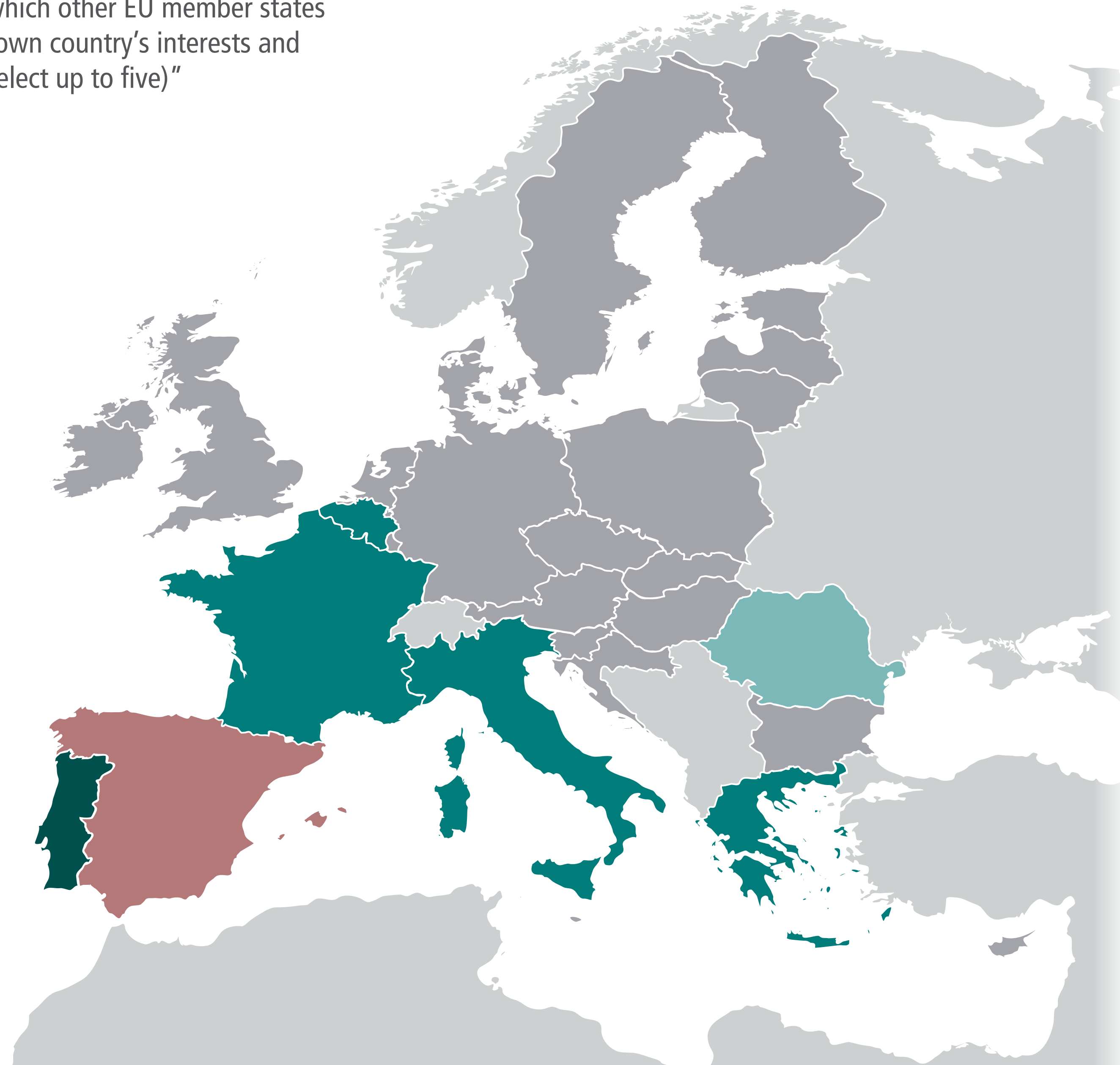
Preferences Overview

Most Contacted

**Shared Interests**

Most Responsive

Most Disappointing



Of 1594 votes by 406 respondents, Spain received 77 (4.8%)

- 14% Southern 7
- 10% Founding 6
- 7% Big 6
- 2% Affluent 7

Share of votes by group

- 24% Portugal
- 19% Greece
- 19% Italy
- 15% France
- 11% Belgium
- 9% Romania
- 2% Germany

Share of votes by country

- Top %
- 10+ %
- 5-9 %
- 1-4 %

Rounded results. 0% shares not shown.

# Shared Interests Votes for Spain by Spain

**Q2** “In your view or experience, which other EU member states generally share many of your own country’s interests and preferences on EU policies? (select up to five)”

- EU
- Big Six ▶
- Founding Six ▶
- Affluent Seven ▶
- Southern Seven ▶
- Visegrád Four ▶

- Austria
- Belgium
- Bulgaria
- Croatia
- Cyprus
- Czech Rep. ▶
- Denmark ▶
- Estonia
- Finland ▶
- France ▶
- Germany ▶
- Greece
- Hungary ▶
- Ireland
- Italy ▶
- Latvia
- Lithuania
- Luxembourg
- Malta
- Netherlands ▶
- Poland ▶
- Portugal ▶
- Romania
- Slovakia
- Slovenia
- Spain ▶**
- Sweden
- UK ▶


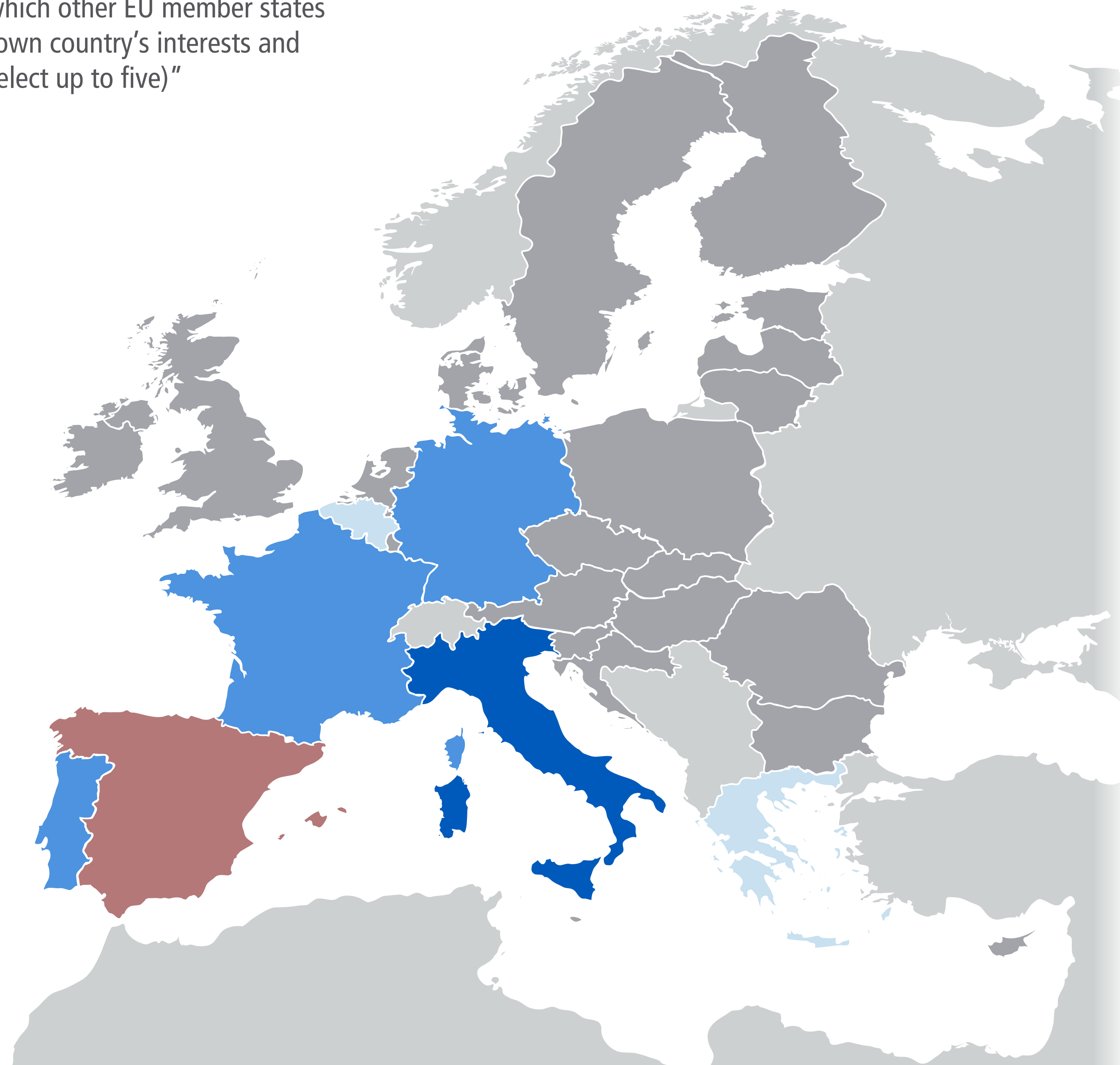
Preferences Overview

Most Contacted

**Shared Interests**

Most Responsive

Most Disappointing



Of 106 votes by 31 respondents, Italy received the most: 23

- 68% Southern 7
- 63% Founding 6
- 58% Big 6
- 13% Affluent 7
- 2% Visegrád 4

Share of votes for group

- 22% Italy
- 21% France
- 21% Portugal
- 10% Germany
- 8% Belgium
- 5% Greece
- 3% UK
- 2% Netherlands
- 2% Poland
- 2% Sweden
- 1% Denmark
- 1% Ireland
- 1% Latvia
- 1% Lithuania
- 1% Luxembourg
- 1% Romania

Share of votes for country

- Top %
- 10+ %
- 5-9 %
- 1-4 %

Rounded results. 0% shares not shown.

# Shared Interests Votes for Sweden

**Q2** “In your view or experience, which other EU member states generally share many of your own country’s interests and preferences on EU policies? (select up to five)”

- EU
- Big Six ▶
- Founding Six ▶
- Affluent Seven ▶
- Southern Seven ▶
- Visegrád Four ▶

- Austria
- Belgium
- Bulgaria
- Croatia
- Cyprus
- Czech Rep. ▶
- Denmark ▶
- Estonia
- Finland ▶
- France ▶
- Germany ▶
- Greece
- Hungary ▶
- Ireland
- Italy ▶
- Latvia
- Lithuania
- Luxembourg
- Malta
- Netherlands ▶
- Poland ▶
- Portugal ▶
- Romania
- Slovakia
- Slovenia
- Spain ▶
- Sweden**
- UK ▶


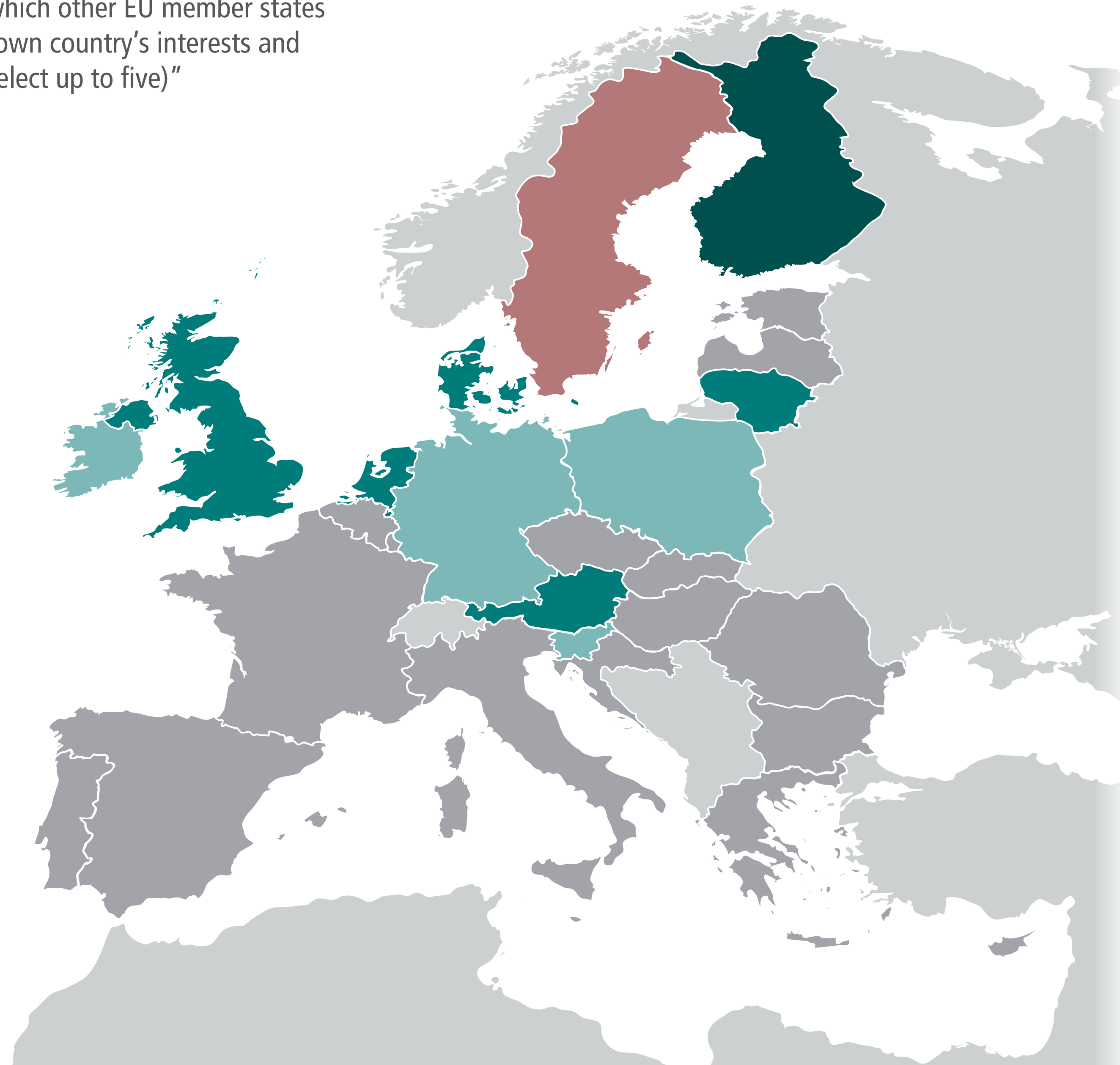
Preferences Overview

Most Contacted

**Shared Interests**

Most Responsive

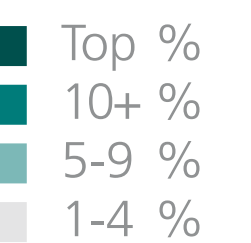
Most Disappointing



Of 1594 votes by 406 respondents, Sweden received 98 (6.1%)

14%	Affluent 7	Share of votes by group
5%	Founding 6	
4%	Big 6	
2%	Visegrád 4	
1%	Southern 7	

23%	Finland	Share of votes by country
20%	Denmark	
17%	Lithuania	
17%	Netherlands	
13%	Austria	
13%	UK	
8%	Germany	
8%	Slovenia	
6%	Ireland	
6%	Poland	
2%	Belgium	
2%	Italy	
2%	Spain	
1%	Czech Rep.	



Rounded results. 0% shares not shown.

# Shared Interests Votes for UK by UK

**Q2** “In your view or experience, which other EU member states generally share many of your own country’s interests and preferences on EU policies? (select up to five)”

- EU
- Big Six ▶
- Founding Six ▶
- Affluent Seven ▶
- Southern Seven ▶
- Visegrád Four ▶

- Austria
- Belgium
- Bulgaria
- Croatia
- Cyprus
- Czech Rep. ▶
- Denmark ▶
- Estonia
- Finland ▶
- France ▶
- Germany ▶
- Greece
- Hungary ▶
- Ireland
- Italy ▶
- Latvia
- Lithuania
- Luxembourg
- Malta
- Netherlands ▶
- Poland ▶
- Portugal ▶
- Romania
- Slovakia
- Slovenia
- Spain ▶
- Sweden
- UK ▶**


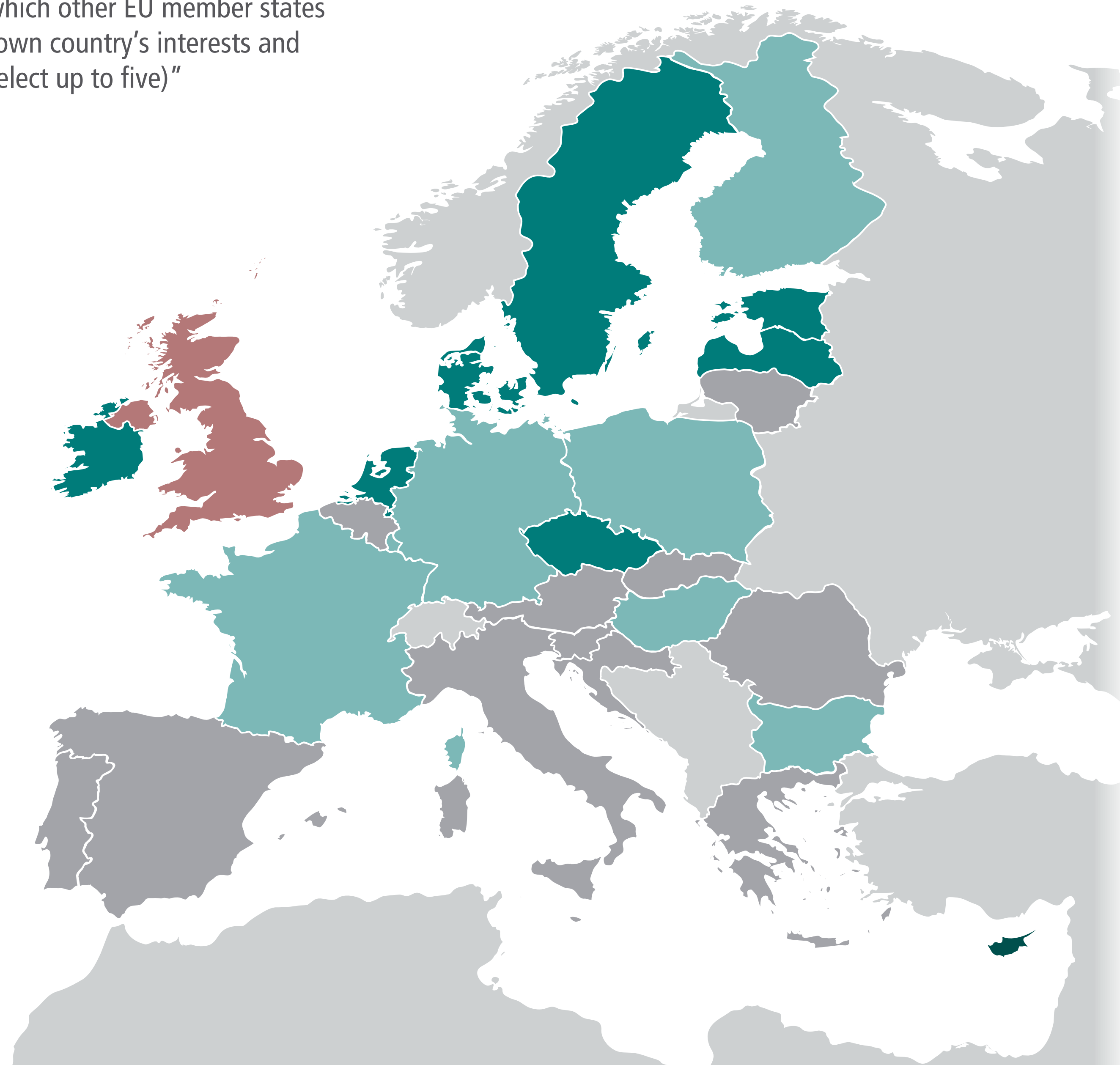
Preferences Overview

Most Contacted

**Shared Interests**

Most Responsive

Most Disappointing



Of 1594 votes by 406 respondents, UK received 118 (7.4%)

- 11% Affluent 7
- 8% Visegrád 4
- 6% Founding 6
- 5% Big 6
- 4% Southern 7

Share of votes by group

- 33% Cyprus
- 29% Ireland
- 19% Denmark
- 15% Sweden
- 14% Czech Rep.
- 13% Netherlands
- 11% Latvia
- 10% Estonia
- 9% Finland
- 9% Germany
- 8% Hungary
- 8% Luxembourg
- 6% Bulgaria
- 6% France
- 6% Poland
- 4% Portugal
- 3% Italy
- 3% Lithuania
- 3% Spain

Share of votes by country

- Top %
- 10+ %
- 5-9 %
- 1-4 %

Rounded results. 0% shares not shown.

# Shared Interests Votes for UK by UK

**Q2** “In your view or experience, which other EU member states generally share many of your own country’s interests and preferences on EU policies? (select up to five)”

- EU
- Big Six ▶
- Founding Six ▶
- Affluent Seven ▶
- Southern Seven ▶
- Visegrád Four ▶

- Austria
- Belgium
- Bulgaria
- Croatia
- Cyprus
- Czech Rep. ▶
- Denmark ▶
- Estonia
- Finland ▶
- France ▶
- Germany ▶
- Greece
- Hungary ▶
- Ireland
- Italy ▶
- Latvia
- Lithuania
- Luxembourg
- Malta
- Netherlands ▶
- Poland ▶
- Portugal ▶
- Romania
- Slovakia
- Slovenia
- Spain ▶
- Sweden
- UK ▶**

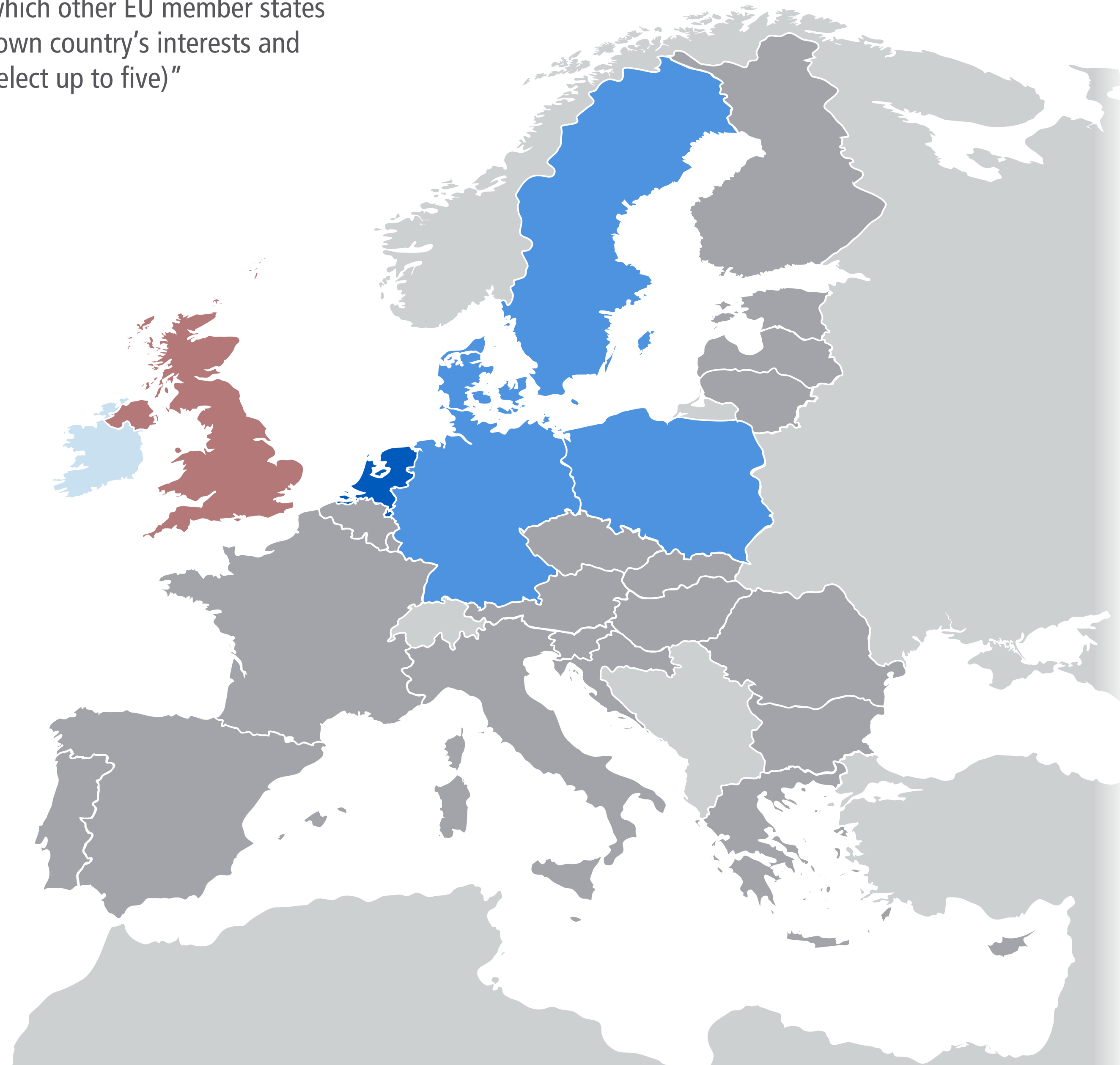
Preferences Overview

Most Contacted

**Shared Interests**

Most Responsive

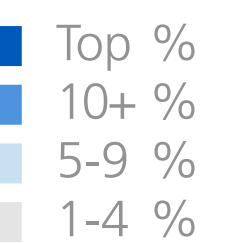
Most Disappointing



Of 45 votes by 12 respondents, Netherlands received the most: 9

51%	Affluent 7	Share of votes for group
38%	Founding 6	
29%	Big 6	
18%	Visegrád 4	
7%	Southern 7	

20%	Netherlands	Share of votes for country
16%	Denmark	
16%	Germany	
13%	Sweden	
11%	Poland	
9%	Ireland	
4%	Czech Rep.	
4%	Malta	
2%	Finland	
2%	France	
2%	Hungary	



Rounded results. 0% shares not shown.



# Most Responsive Votes total EU


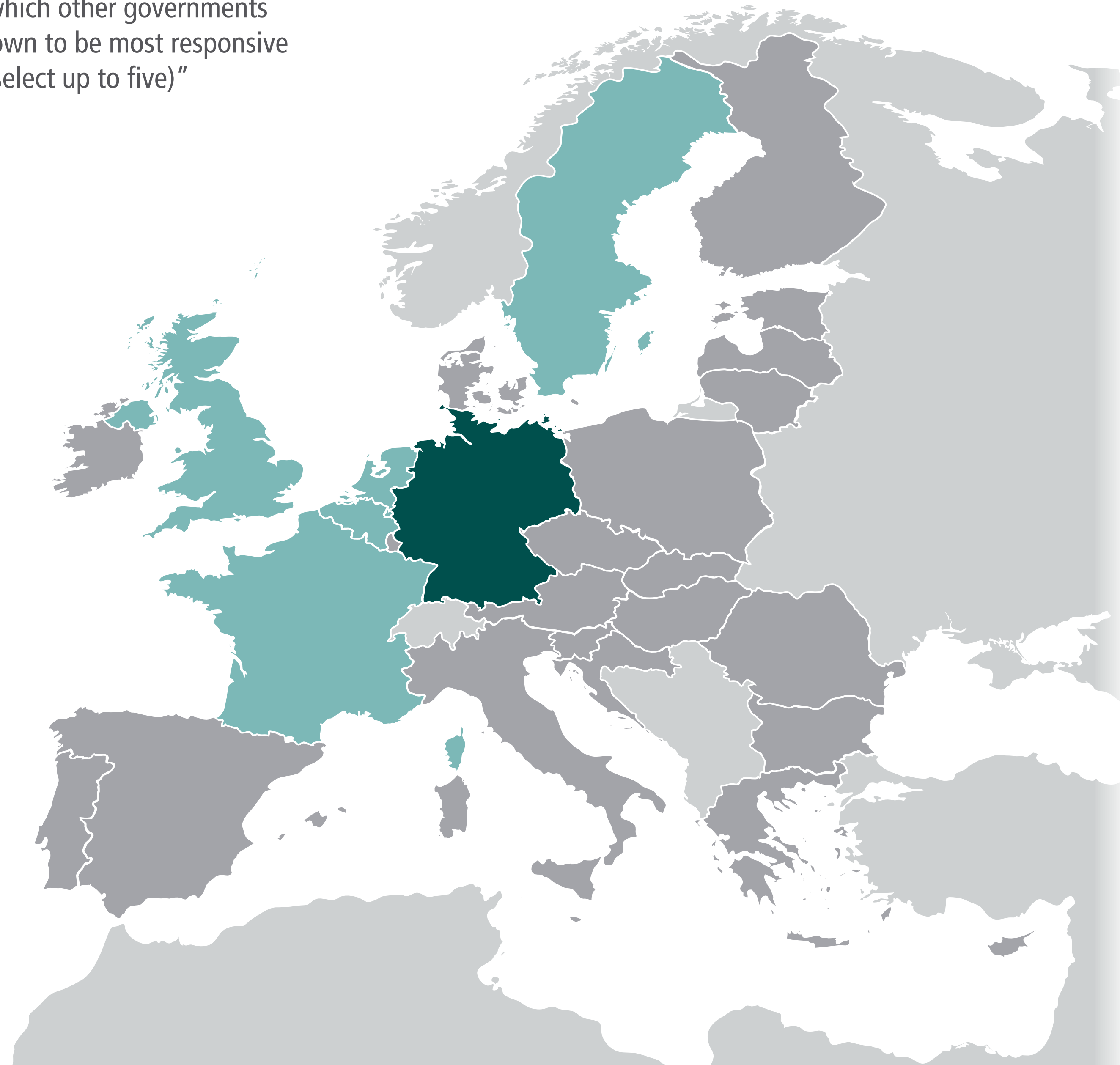
## Q3

“In your view or experience, which other governments or EU member states have shown to be most responsive or are easiest to work with? (select up to five)”

- EU
- Big Six ▶
- Founding Six ▶
- Affluent Seven ▶
- Southern Seven ▶
- Visegrád Four ▶

- Austria
- Belgium
- Bulgaria
- Croatia
- Cyprus
- Czech Rep. ▶
- Denmark ▶
- Estonia
- Finland ▶
- France ▶
- Germany ▶
- Greece
- Hungary ▶
- Ireland
- Italy ▶
- Latvia
- Lithuania
- Luxembourg
- Malta
- Netherlands ▶
- Poland ▶
- Portugal ▶
- Romania
- Slovakia
- Slovenia
- Spain ▶
- Sweden
- UK ▶

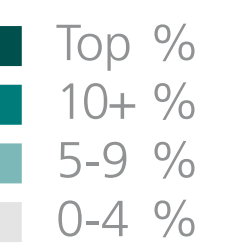
- Preferences Overview
- Most Contacted
- Shared Interests
- Most Responsive**
- Most Disappointing



Of 1201 votes by 342 respondents, Germany received the most: 151

Group	Share of votes for group
Founding 6	41.2%
Big 6	38.0%
Affluent 7	35.7%
Southern 7	19.3%
Visegrád 4	12.3%

Country	Share of votes for country
Germany	12.6%
Netherlands	7.4%
Sweden	6.9%
UK	6.7%
France	6.6%
Belgium	6.2%
Italy	4.4%
Slovakia	4.3%
Finland	4.2%
Denmark	4.1%
Luxembourg	4.1%
Poland	3.8%
Spain	3.8%
Estonia	3.3%
Ireland	3.2%
Austria	2.8%
Czech Rep.	2.7%
Portugal	2.4%
Romania	2.1%
Latvia	1.6%
Hungary	1.4%
Lithuania	1.2%
Slovenia	1.2%
Greece	0.8%
Croatia	0.7%
Malta	0.7%
Cyprus	0.6%
Bulgaria	0.1%



# Most Responsive Votes for Big Six by Big Six

## Q3

“In your view or experience, which other governments or EU member states have shown to be most responsive or are easiest to work with? (select up to five)”

- EU
- Big Six ▶**
- Founding Six ▶
- Affluent Seven ▶
- Southern Seven ▶
- Visegrád Four ▶

- Austria
- Belgium
- Bulgaria
- Croatia
- Cyprus
- Czech Rep. ▶
- Denmark ▶
- Estonia
- Finland ▶
- France ▶
- Germany ▶
- Greece
- Hungary ▶
- Ireland
- Italy ▶
- Latvia
- Lithuania
- Luxembourg
- Malta
- Netherlands ▶
- Poland ▶
- Portugal ▶
- Romania
- Slovakia
- Slovenia
- Spain ▶
- Sweden
- UK ▶


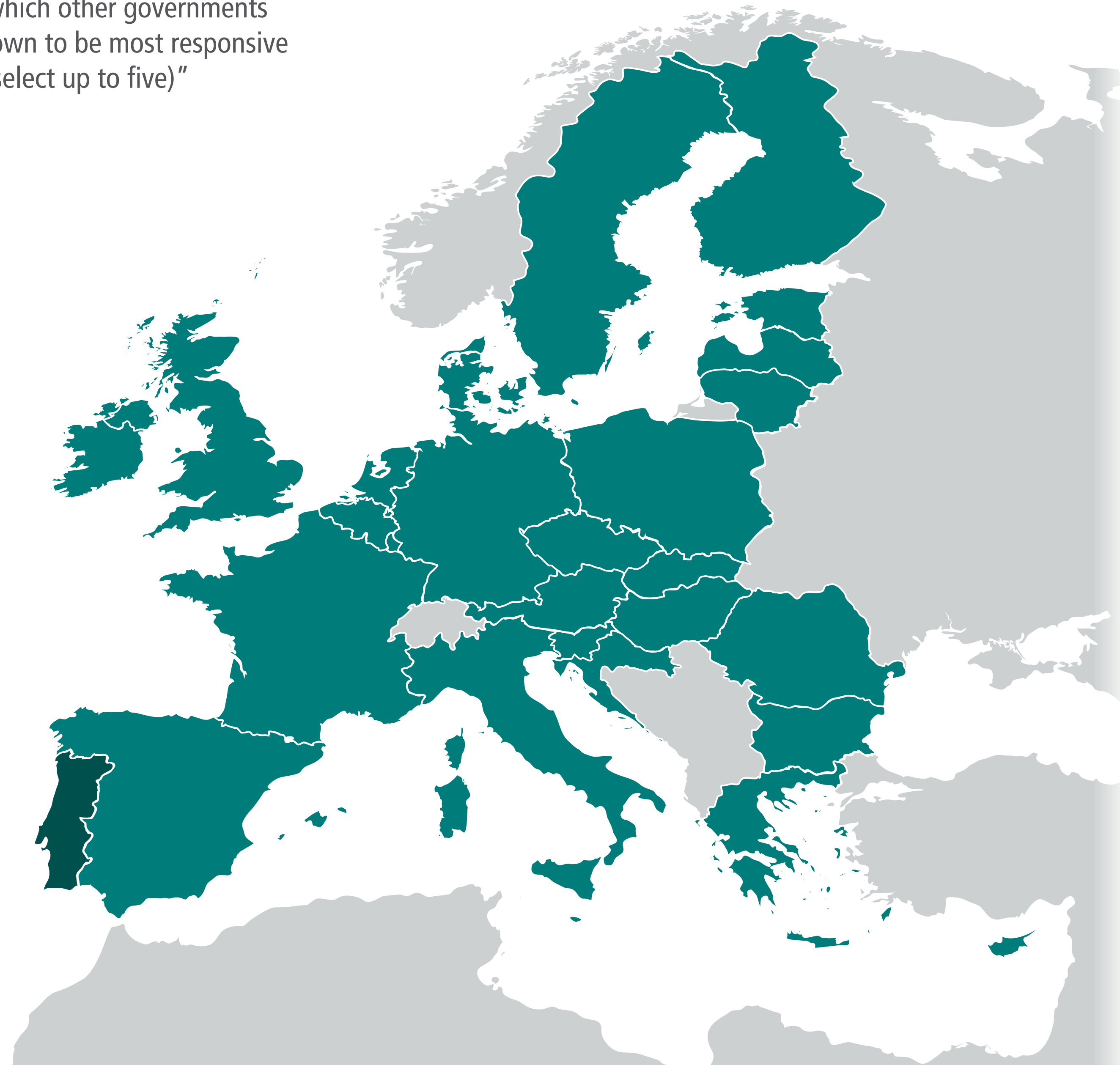
Preferences Overview

Most Contacted

Shared Interests

**Most Responsive**

Most Disappointing



Of 1201 votes by 342 respondents, Big 6 received 456 (38%)

Share of votes by group
53%
43%
38%
33%
29%

Share of votes by country
67%
60%
57%
56%
56%
52%
51%
50%
50%
46%
45%
43%
40%
40%
33%
33%
31%
27%
26%
26%
26%
24%
24%
19%
18%
17%
16%
14%

Rounded results. 0% shares not shown.


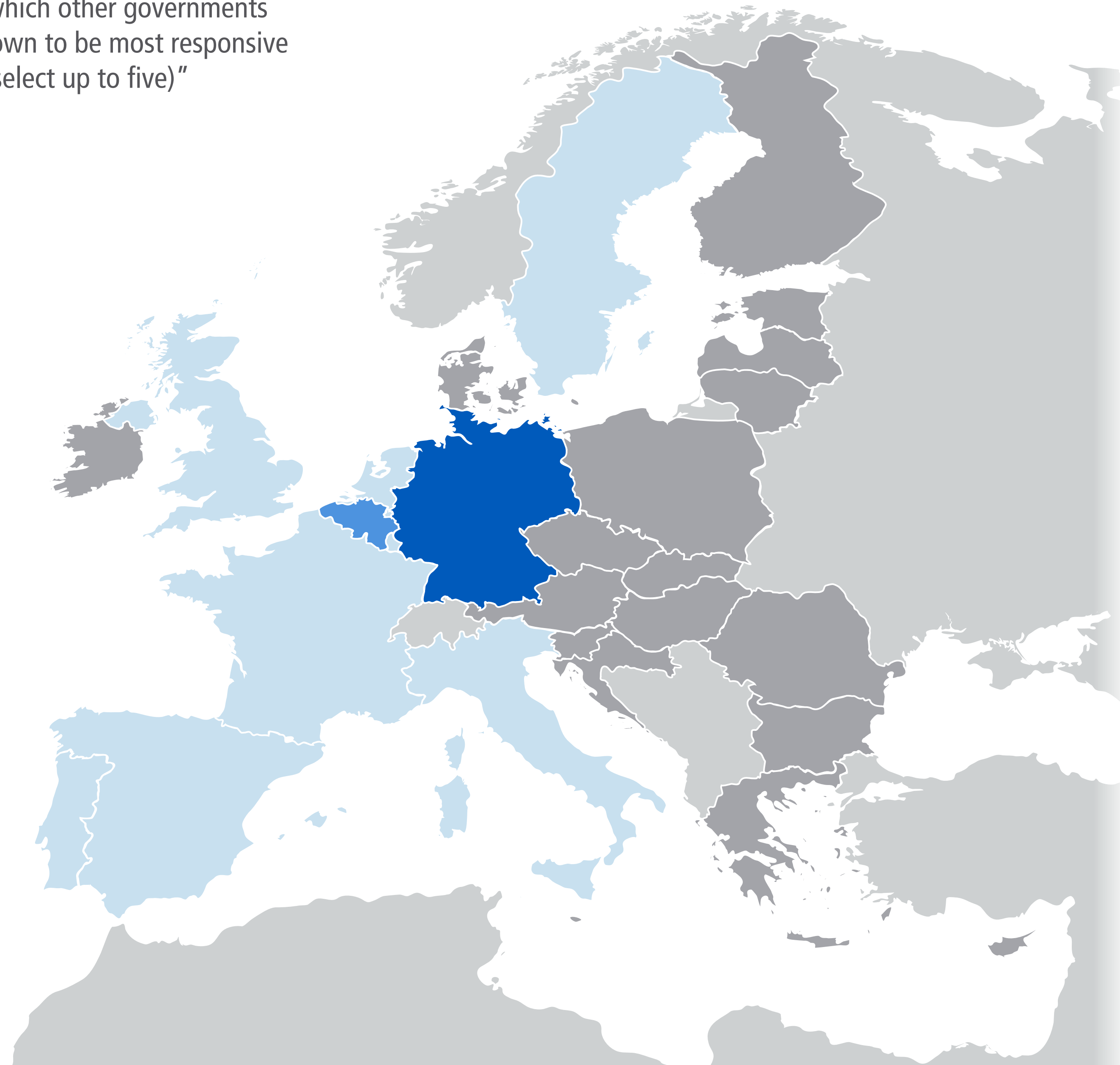
# Most Responsive Votes for Big Six by Big Six

**Q3** "In your view or experience, which other governments or EU member states have shown to be most responsive or are easiest to work with? (select up to five)"

- EU
- Big Six ▶**
- Founding Six ▶
- Affluent Seven ▶
- Southern Seven ▶
- Visegrád Four ▶

- Austria
- Belgium
- Bulgaria
- Croatia
- Cyprus
- Czech Rep. ▶
- Denmark ▶
- Estonia
- Finland ▶
- France ▶
- Germany ▶
- Greece
- Hungary ▶
- Ireland
- Italy ▶
- Latvia
- Lithuania
- Luxembourg
- Malta
- Netherlands ▶
- Poland ▶
- Portugal ▶
- Romania
- Slovakia
- Slovenia
- Spain ▶
- Sweden
- UK ▶

- Preferences Overview
- Most Contacted
- Shared Interests
- Most Responsive**
- Most Disappointing



Of 519 votes by 141 respondents, Germany received the most: 56

Share of votes for group	Group
49%	Founding 6
38%	Big 6
36%	Affluent 7
29%	Southern 7
7%	Visegrád 4

Share of votes for country	Country
11%	Germany
10%	Belgium
9%	France
7%	Italy
7%	Netherlands
6%	Sweden
5%	Luxembourg
5%	Portugal
5%	Spain
5%	UK
3%	Denmark
3%	Finland
3%	Ireland
3%	Romania
2%	Austria
2%	Czech Rep.
2%	Estonia
2%	Hungary
2%	Slovakia
1%	Croatia
1%	Cyprus
1%	Greece
1%	Latvia
1%	Lithuania
1%	Malta
1%	Poland
1%	Slovenia

Rounded results. 0% shares not shown.

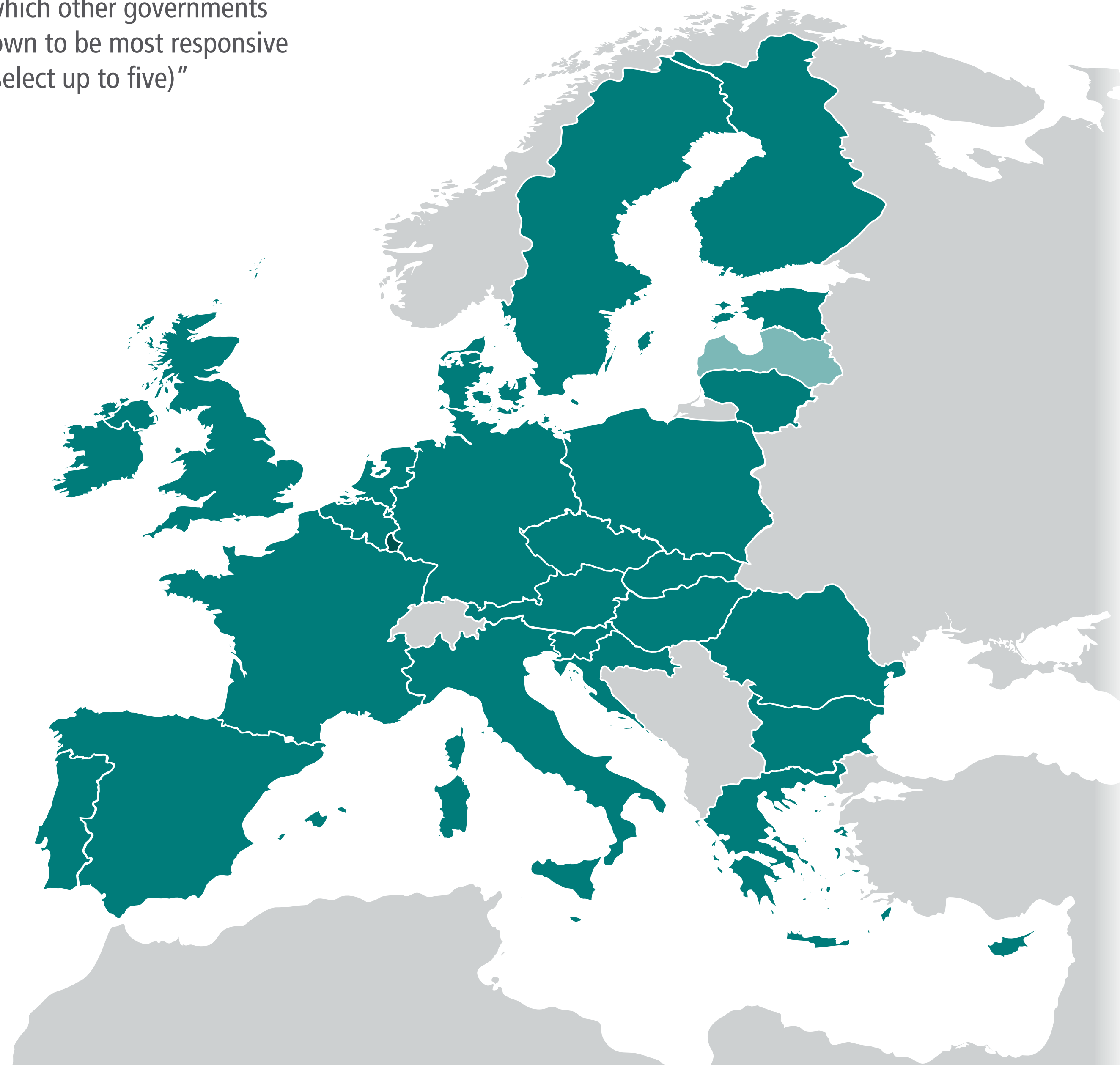
# Most Responsive Votes for Founding Six by Founding Six

**Q3** "In your view or experience, which other governments or EU member states have shown to be most responsive or are easiest to work with? (select up to five)"

- EU
- Big Six ▶
- Founding Six ▶**
- Affluent Seven ▶
- Southern Seven ▶
- Visegrád Four ▶

- Austria
- Belgium
- Bulgaria
- Croatia
- Cyprus
- Czech Rep. ▶
- Denmark ▶
- Estonia
- Finland ▶
- France ▶
- Germany ▶
- Greece
- Hungary ▶
- Ireland
- Italy ▶
- Latvia
- Lithuania
- Luxembourg
- Malta
- Netherlands ▶
- Poland ▶
- Portugal ▶
- Romania
- Slovakia
- Slovenia
- Spain ▶
- Sweden
- UK ▶

- Preferences Overview
- Most Contacted
- Shared Interests
- Most Responsive**
- Most Disappointing



Of 1201 votes by 342 respondents, Founding 6 received 495 (41.2%)

Share of votes by group
58% Founding 6
57% Southern 7
49% Big 6
44% Affluent 7
13% Visegrád 4

Share of votes by country
100% Luxembourg
72% Belgium
63% France
61% Spain
60% Cyprus
57% Malta
56% Germany
53% Greece
53% Italy
50% Croatia
48% Austria
47% Netherlands
43% Portugal
42% Bulgaria
42% Romania
42% Slovenia
38% Denmark
37% UK
36% Finland
33% Estonia
33% Ireland
21% Sweden
15% Hungary
13% Czech Rep.
12% Lithuania
12% Poland
11% Slovakia
9% Latvia

Rounded results. 0% shares not shown.

# Most Responsive Votes for Founding Six by Founding Six

Q3

“In your view or experience, which other governments or EU member states have shown to be most responsive or are easiest to work with? (select up to five)”

- EU
- Big Six ▶
- Founding Six ▶**
- Affluent Seven ▶
- Southern Seven ▶
- Visegrád Four ▶

- Austria
- Belgium
- Bulgaria
- Croatia
- Cyprus
- Czech Rep. ▶
- Denmark ▶
- Estonia
- Finland ▶
- France ▶
- Germany ▶
- Greece
- Hungary ▶
- Ireland
- Italy ▶
- Latvia
- Lithuania
- Luxembourg
- Malta
- Netherlands ▶
- Poland ▶
- Portugal ▶
- Romania
- Slovakia
- Slovenia
- Spain ▶
- Sweden
- UK ▶


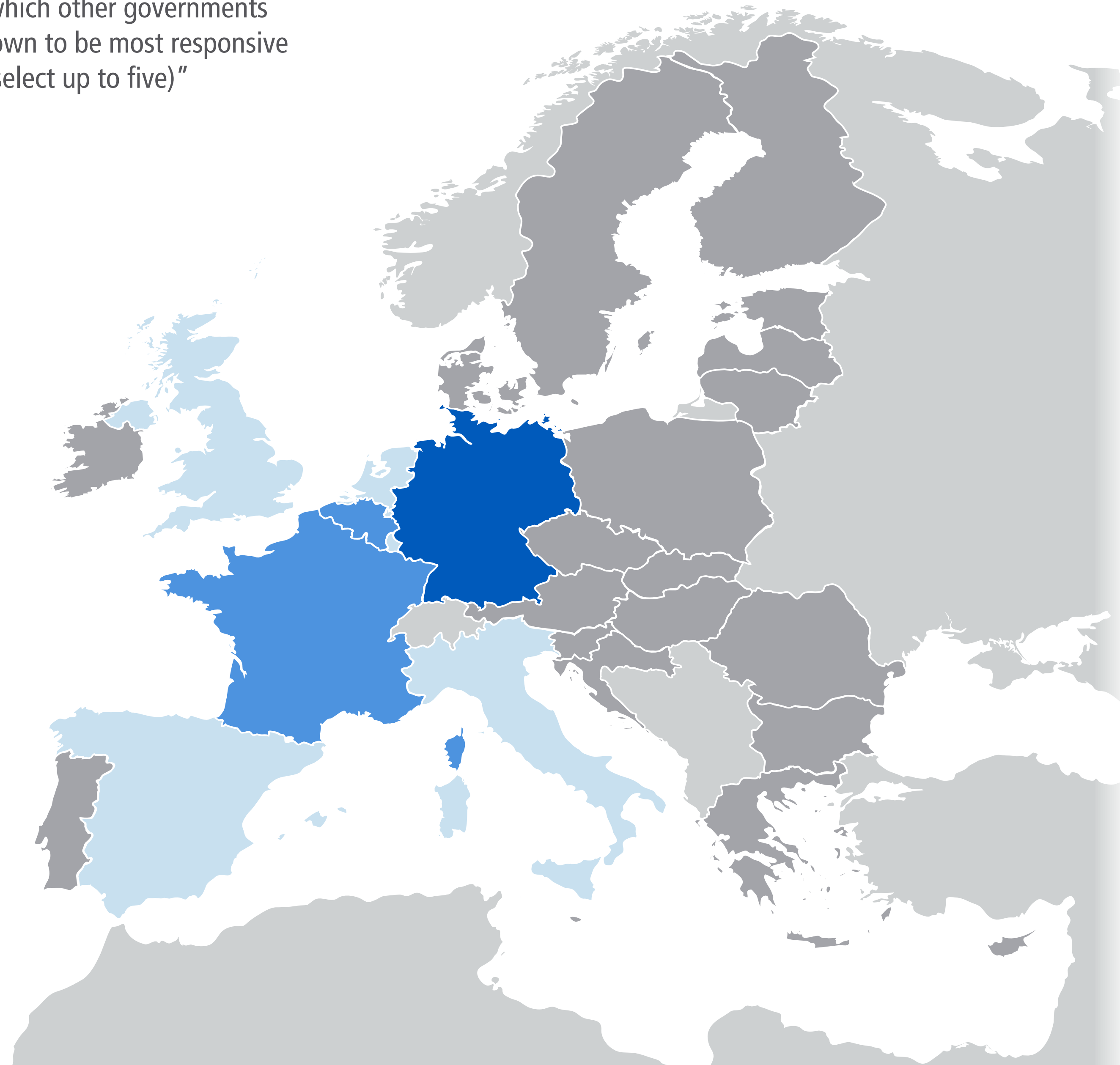
Preferences Overview

Most Contacted

Shared Interests

**Most Responsive**

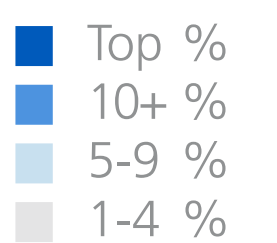
Most Disappointing



Of 408 votes by 110 respondents, Germany received the most: 53

Group	Share of votes for group
Founding 6	58%
Affluent 7	44%
Big 6	43%
Southern 7	28%
Visegrád 4	2%

Country	Share of votes for country
Germany	13%
Belgium	12%
France	10%
Luxembourg	9%
Netherlands	9%
Spain	8%
Italy	6%
UK	6%
Denmark	4%
Sweden	4%
Austria	3%
Finland	3%
Portugal	3%
Ireland	2%
Czech Rep.	1%
Estonia	1%
Greece	1%
Lithuania	1%
Malta	1%
Poland	1%
Slovenia	1%



Rounded results. 0% shares not shown.

# Most Responsive Votes for Affluent Seven by Affluent Seven

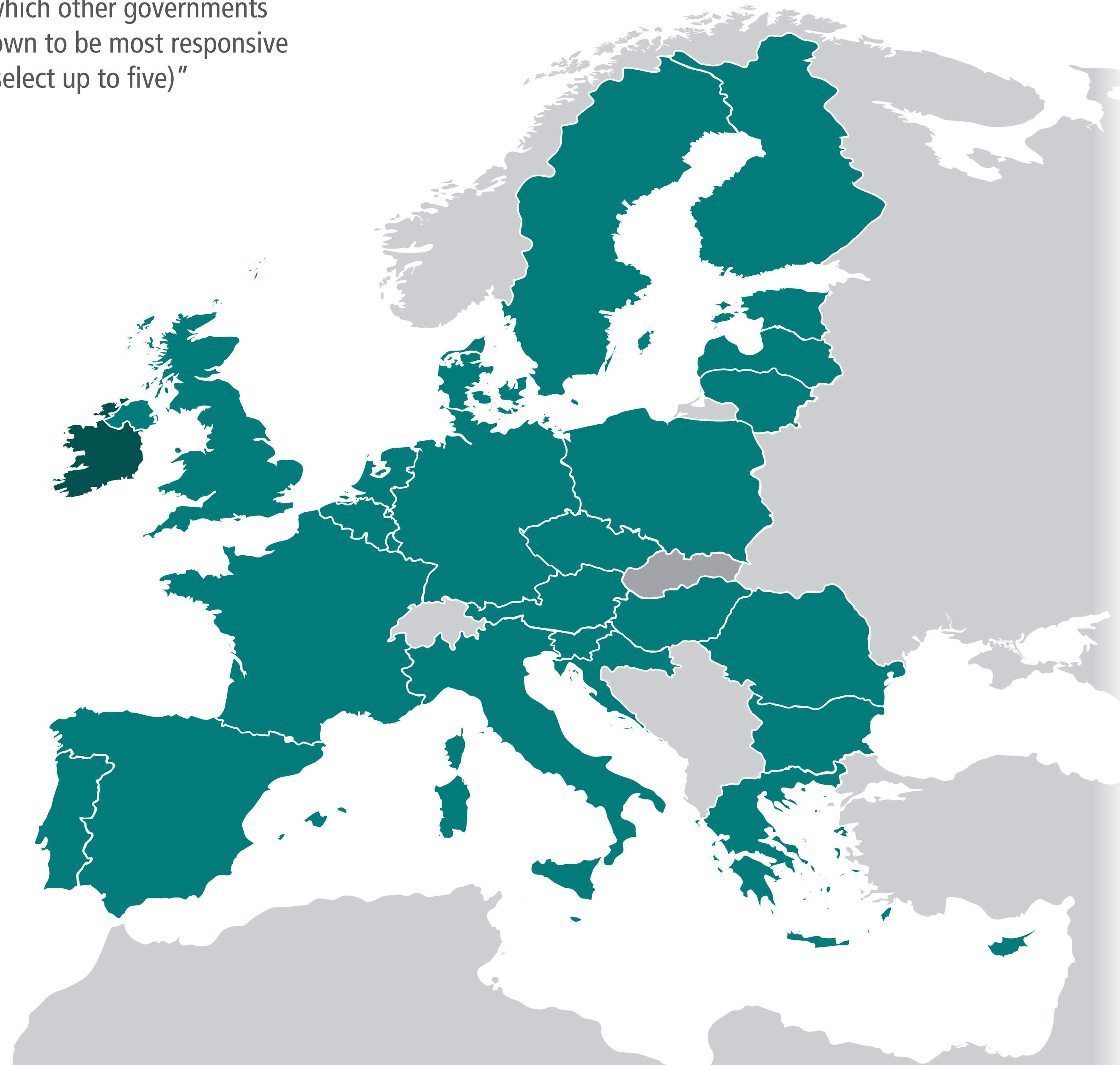
Q3

“In your view or experience, which other governments or EU member states have shown to be most responsive or are easiest to work with? (select up to five)”

- EU
- Big Six ▶
- Founding Six ▶
- Affluent Seven ▶**
- Southern Seven ▶
- Visegrád Four ▶

- Austria
- Belgium
- Bulgaria
- Croatia
- Cyprus
- Czech Rep. ▶
- Denmark ▶
- Estonia
- Finland ▶
- France ▶
- Germany ▶
- Greece
- Hungary ▶
- Ireland
- Italy ▶
- Latvia
- Lithuania
- Luxembourg
- Malta
- Netherlands ▶
- Poland ▶
- Portugal ▶
- Romania
- Slovakia
- Slovenia
- Spain ▶
- Sweden
- UK ▶

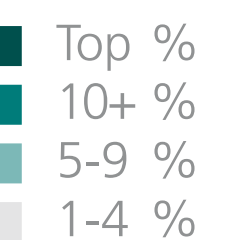
- Preferences Overview
- Most Contacted
- Shared Interests
- Most Responsive**
- Most Disappointing



Of 1201 votes by 342 respondents, Affluent 7 received 429 (35.7%)

Group	Share of votes by group
Affluent 7	49%
Founding 6	44%
Big 6	36%
Southern 7	30%
Visegrád 4	17%

Country	Share of votes by country
Ireland	67%
Germany	63%
Denmark	59%
Austria	57%
UK	51%
Croatia	50%
Finland	50%
Luxembourg	50%
Netherlands	47%
Latvia	45%
Malta	43%
Lithuania	42%
Slovenia	42%
France	41%
Belgium	40%
Sweden	32%
Italy	29%
Greece	27%
Romania	25%
Czech Rep.	22%
Poland	22%
Portugal	22%
Cyprus	20%
Spain	19%
Estonia	17%
Bulgaria	16%
Hungary	11%



Rounded results. 0% shares not shown.


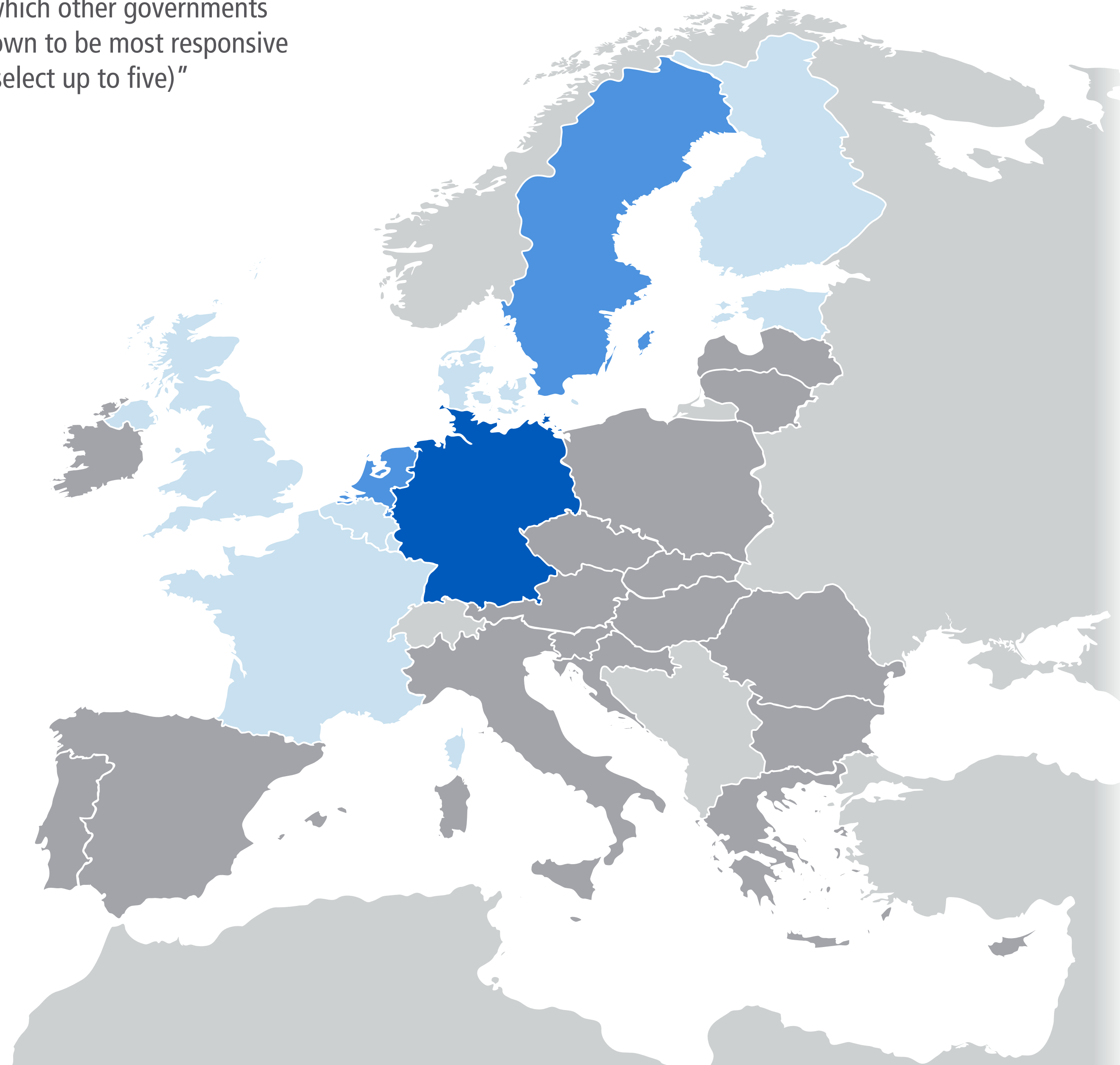
# Most Responsive Votes for Affluent Seven by Affluent Seven

**Q3** "In your view or experience, which other governments or EU member states have shown to be most responsive or are easiest to work with? (select up to five)"

- EU
- Big Six ▶
- Founding Six ▶
- Affluent Seven ▶**
- Southern Seven ▶
- Visegrád Four ▶

- |              |               |
|--------------|---------------|
| Austria      | Italy ▶       |
| Belgium      | Latvia        |
| Bulgaria     | Lithuania     |
| Croatia      | Luxembourg    |
| Cyprus       | Malta         |
| Czech Rep. ▶ | Netherlands ▶ |
| Denmark ▶    | Poland ▶      |
| Estonia      | Portugal ▶    |
| Finland ▶    | Romania       |
| France ▶     | Slovakia      |
| Germany ▶    | Slovenia      |
| Greece       | Spain ▶       |
| Hungary ▶    | Sweden        |
| Ireland      | UK ▶          |

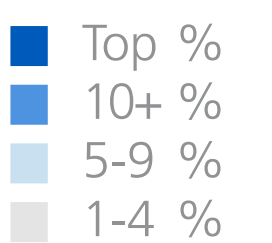
- Preferences Overview
- Most Contacted
- Shared Interests
- Most Responsive**
- Most Disappointing



Of 308 votes by 88 respondents, Germany received the most: 50

49%	Affluent 7	Share of votes for group
44%	Founding 6	
33%	Big 6	
9%	Southern 7	
4%	Visegrád 4	

16%	Germany	Share of votes for country
13%	Sweden	
11%	Netherlands	
8%	Finland	
7%	UK	
6%	Estonia	
6%	Luxembourg	
5%	Belgium	
5%	Denmark	
5%	France	
3%	Ireland	
2%	Austria	
2%	Czech Rep.	
2%	Italy	
2%	Latvia	
2%	Spain	
1%	Lithuania	
1%	Poland	
1%	Portugal	
1%	Slovakia	
1%	Slovenia	



Rounded results. 0% shares not shown.

# Most Responsive Votes for Southern Seven by Southern Seven

## Q3

“In your view or experience, which other governments or EU member states have shown to be most responsive or are easiest to work with? (select up to five)”

- EU
- Big Six ▶
- Founding Six ▶
- Affluent Seven ▶
- Southern Seven ▶**
- Visegrád Four ▶

- Austria
- Belgium
- Bulgaria
- Croatia
- Cyprus
- Czech Rep. ▶
- Denmark ▶
- Estonia
- Finland ▶
- France ▶
- Germany ▶
- Greece
- Hungary ▶
- Ireland
- Italy ▶
- Latvia
- Lithuania
- Luxembourg
- Malta
- Netherlands ▶
- Poland ▶
- Portugal ▶
- Romania
- Slovakia
- Slovenia
- Spain ▶
- Sweden
- UK ▶

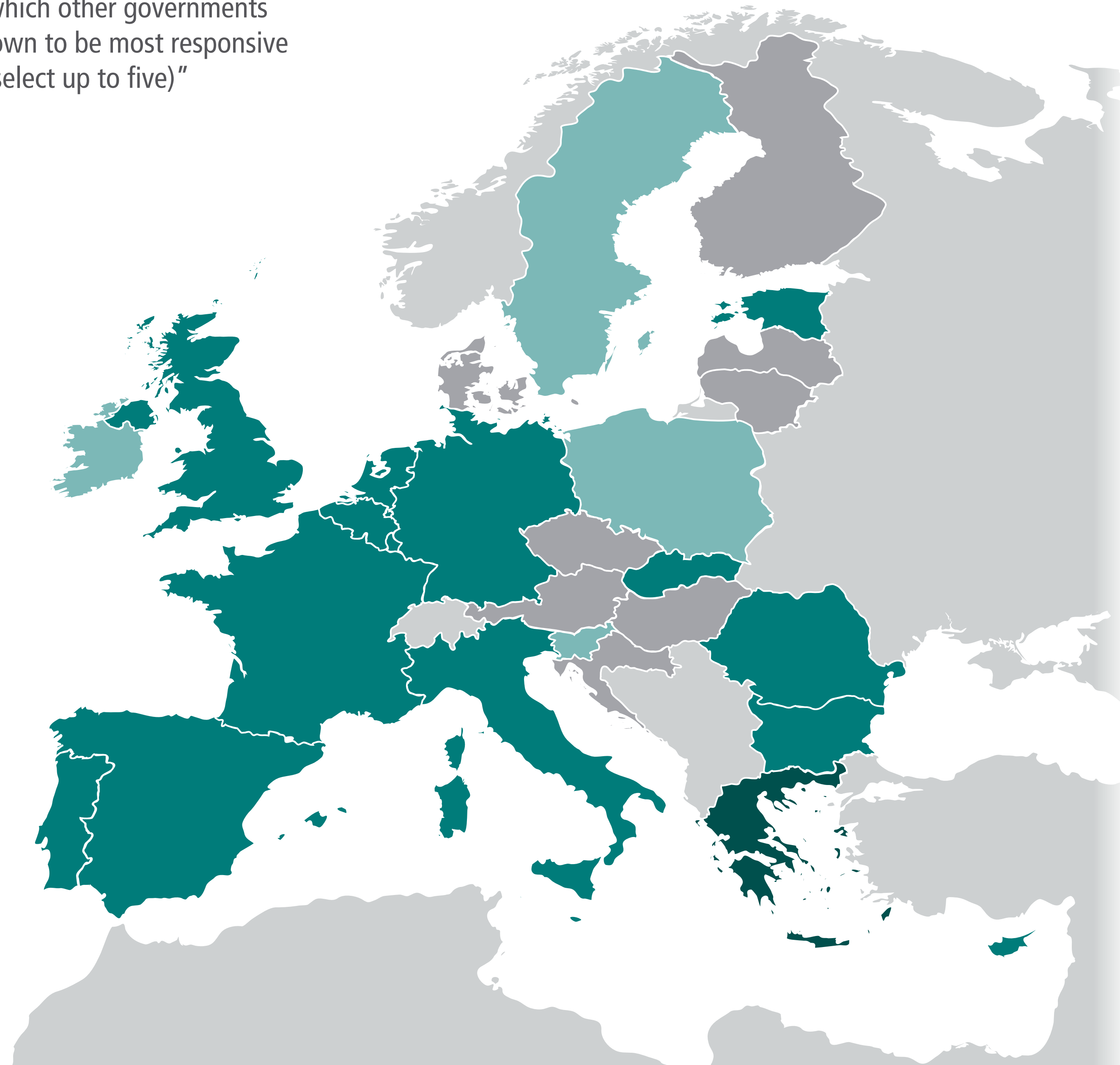
Preferences Overview

Most Contacted

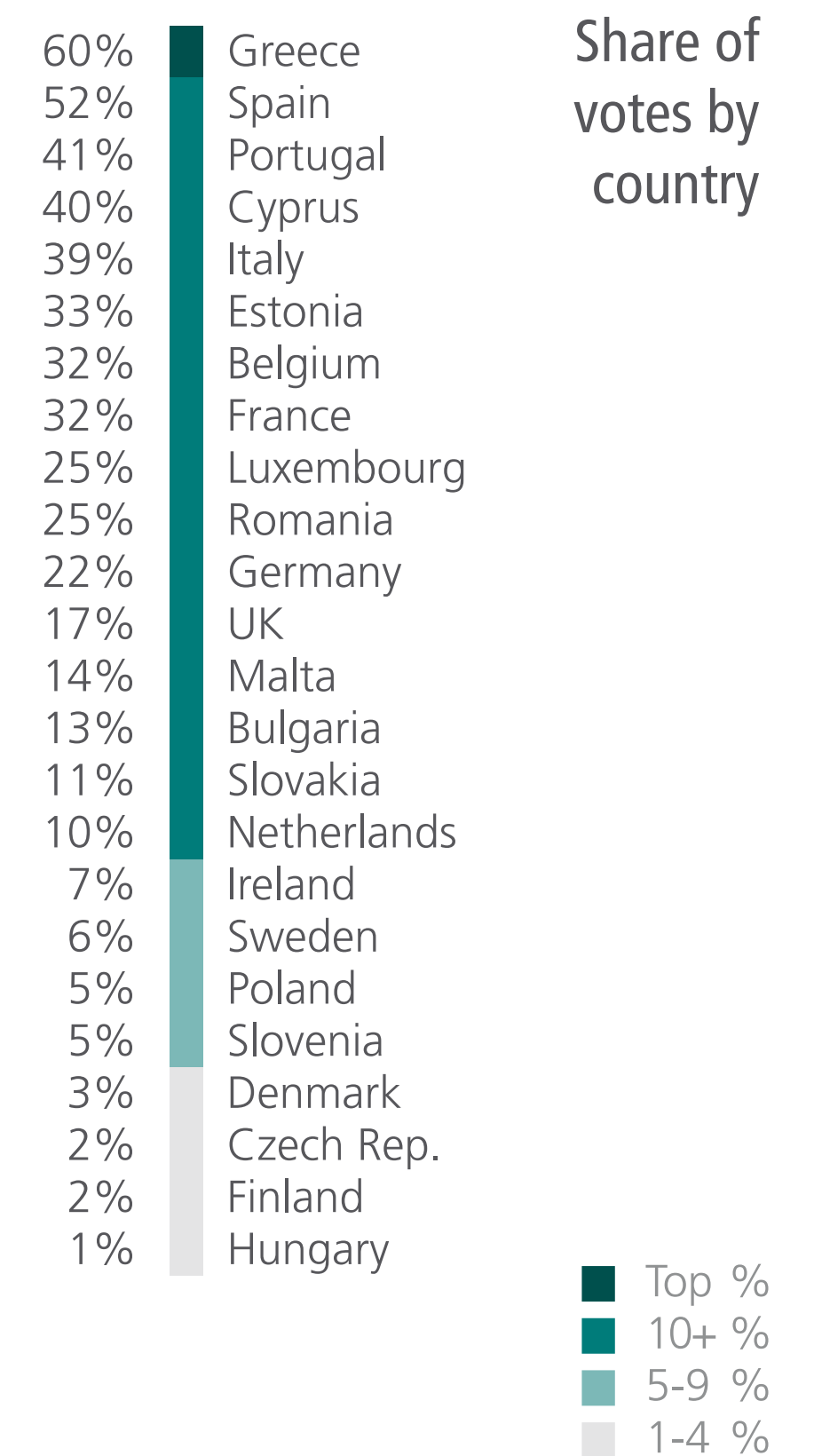
Shared Interests

**Most Responsive**

Most Disappointing



Of 1201 votes by 342 respondents, Southern 7 received 232 (19.3%)



Rounded results. 0% shares not shown.




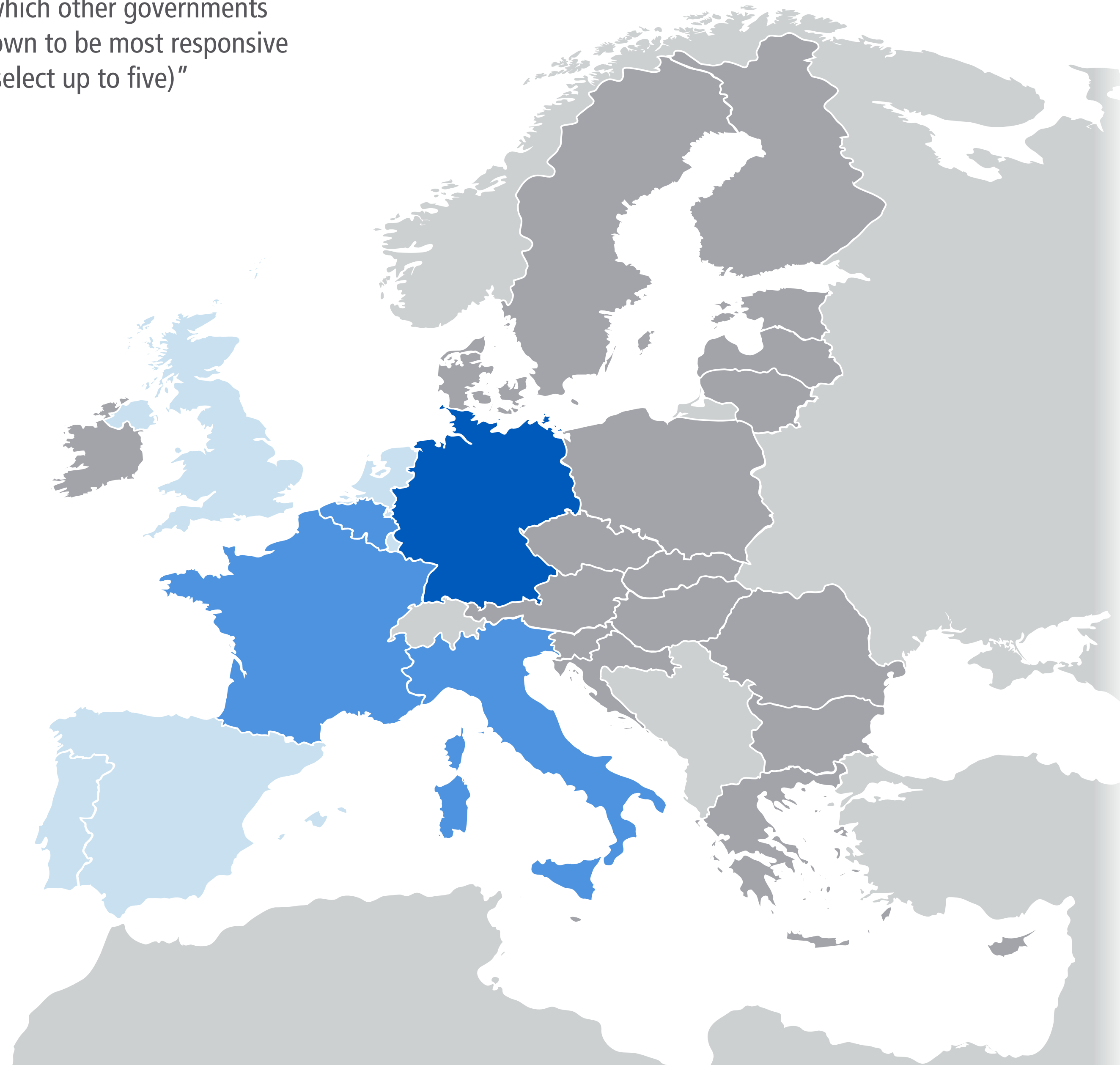
# Most Responsive Votes for Southern Seven by Southern Seven

**Q3** "In your view or experience, which other governments or EU member states have shown to be most responsive or are easiest to work with? (select up to five)"

- EU
- Big Six ▶
- Founding Six ▶
- Affluent Seven ▶
- Southern Seven ▶**
- Visegrád Four ▶

- Austria
- Belgium
- Bulgaria
- Croatia
- Cyprus
- Czech Rep. ▶
- Denmark ▶
- Estonia
- Finland ▶
- France ▶
- Germany ▶
- Greece
- Hungary ▶
- Ireland
- Italy ▶
- Latvia
- Lithuania
- Luxembourg
- Malta
- Netherlands ▶
- Poland ▶
- Portugal ▶
- Romania
- Slovakia
- Slovenia
- Spain ▶
- Sweden
- UK ▶

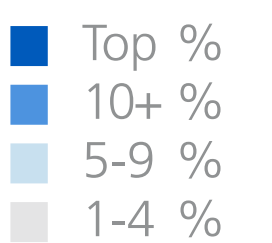
- Preferences Overview
- Most Contacted
- Shared Interests
- Most Responsive**
- Most Disappointing



Of 379 votes by 104 respondents, Germany received the most: 54

Share of votes for group	Group
57%	Founding 6
53%	Big 6
40%	Southern 7
30%	Affluent 7
2%	Visegrád 4

Share of votes for country	Country
14%	Germany
12%	Belgium
11%	France
10%	Italy
9%	Spain
7%	Portugal
7%	UK
5%	Luxembourg
5%	Netherlands
4%	Ireland
3%	Sweden
2%	Denmark
2%	Greece
2%	Poland
1%	Austria
1%	Croatia
1%	Cyprus
1%	Finland
1%	Malta
1%	Romania
1%	Slovenia



Rounded results. 0% shares not shown.

# Most Responsive Votes for Visegrád Four by Visegrád Four

Q3

“In your view or experience, which other governments or EU member states have shown to be most responsive or are easiest to work with? (select up to five)”

- EU
- Big Six ▶
- Founding Six ▶
- Affluent Seven ▶
- Southern Seven ▶
- Visegrád Four ▶**

- Austria
- Belgium
- Bulgaria
- Croatia
- Cyprus
- Czech Rep. ▶
- Denmark ▶
- Estonia
- Finland ▶
- France ▶
- Germany ▶
- Greece
- Hungary ▶
- Ireland
- Italy ▶
- Latvia
- Lithuania
- Luxembourg
- Malta
- Netherlands ▶
- Poland ▶
- Portugal ▶
- Romania
- Slovakia
- Slovenia
- Spain ▶
- Sweden
- UK ▶


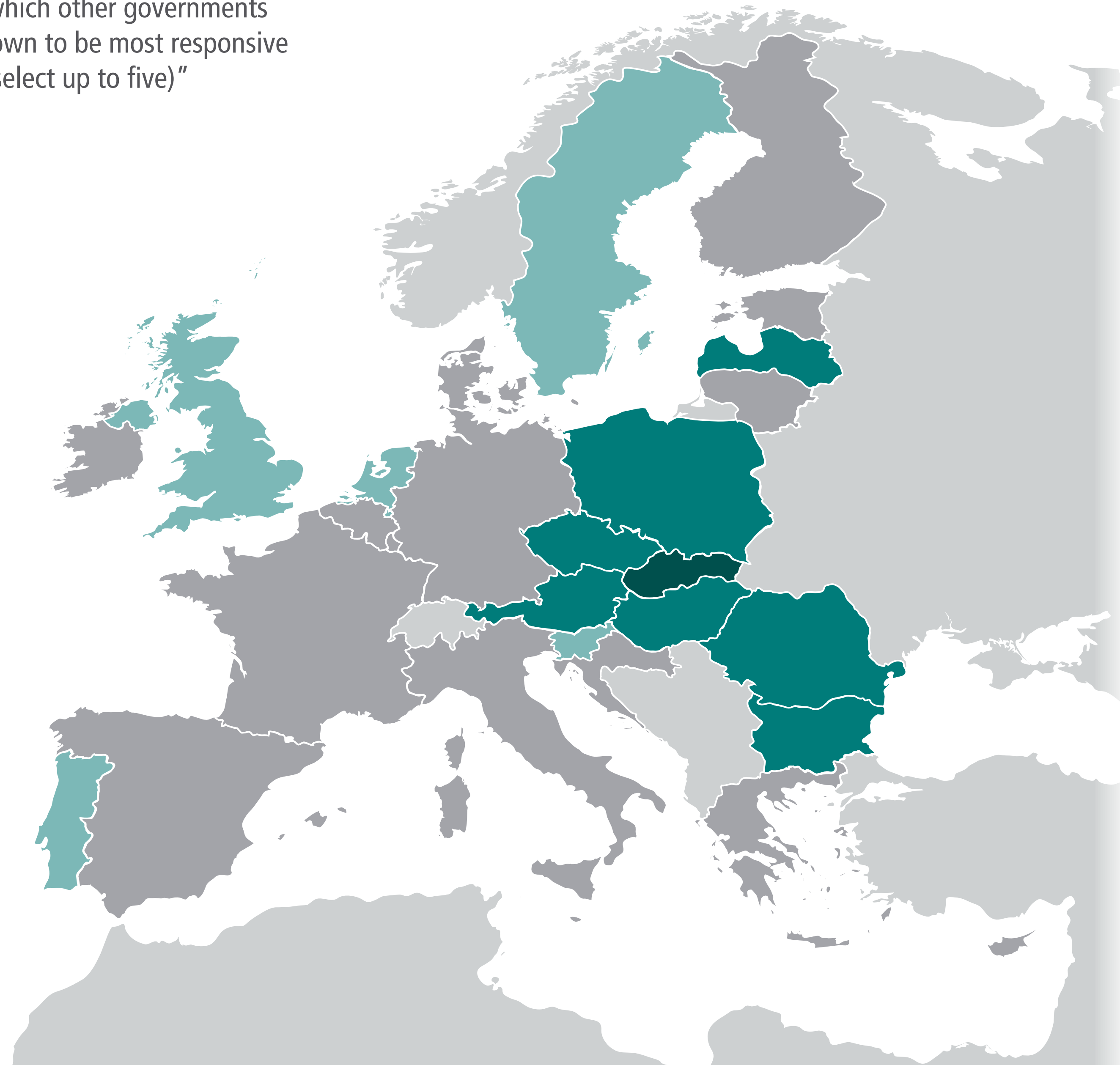
Preferences Overview

Most Contacted

Shared Interests

**Most Responsive**

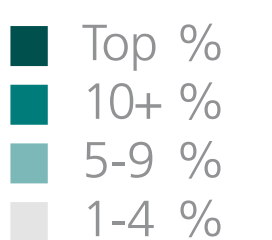
Most Disappointing



Of 1201 votes by 342 respondents, Visegrád 4 received 148 (12.3%)

Share of votes by group	
43%	Visegrád 4
7%	Big 6
4%	Affluent 7
2%	Founding 6
2%	Southern 7

Share of votes by country	
67%	Slovakia
56%	Hungary
47%	Czech Rep.
25%	Poland
22%	Romania
19%	Bulgaria
18%	Latvia
14%	Austria
9%	UK
6%	Portugal
6%	Sweden
5%	Netherlands
5%	Slovenia
4%	Belgium
4%	Lithuania
3%	Spain
2%	Denmark
2%	Finland
2%	Germany
2%	Italy
1%	France



Rounded results. 0% shares not shown.


# Most Responsive Votes for Visegrád Four by Visegrád Four

**Q3** "In your view or experience, which other governments or EU member states have shown to be most responsive or are easiest to work with? (select up to five)"

- EU
- Big Six ▶
- Founding Six ▶
- Affluent Seven ▶
- Southern Seven ▶
- Visegrád Four ▶**

- Austria
- Belgium
- Bulgaria
- Croatia
- Cyprus
- Czech Rep. ▶
- Denmark ▶
- Estonia
- Finland ▶
- France ▶
- Germany ▶
- Greece
- Hungary ▶
- Ireland
- Italy ▶
- Latvia
- Lithuania
- Luxembourg
- Malta
- Netherlands ▶
- Poland ▶
- Portugal ▶
- Romania
- Slovakia
- Slovenia
- Spain ▶
- Sweden
- UK ▶

- Preferences Overview
- Most Contacted
- Shared Interests
- Most Responsive**
- Most Disappointing



Of 242 votes by 71 respondents, Slovakia received the most: 42

Group	Share of votes for group
Visegrád 4	43%
Big 6	29%
Affluent 7	17%
Founding 6	13%
Southern 7	3%

Country	Share of votes for country
Slovakia	17%
Poland	11%
Czech Rep.	9%
Germany	8%
Romania	7%
UK	7%
Sweden	6%
Estonia	5%
Hungary	5%
Austria	4%
Finland	3%
Slovenia	3%
Croatia	2%
Denmark	2%
France	2%
Latvia	2%
Lithuania	2%
Netherlands	2%
Belgium	1%
Ireland	1%
Italy	1%

- Top %
- 10+ %
- 5-9 %
- 1-4 %

Rounded results. 0% shares not shown.

# Most Responsive Votes for Austria

**Q3** "In your view or experience, which other governments or EU member states have shown to be most responsive or are easiest to work with? (select up to five)"

- EU
- Big Six ▶
- Founding Six ▶
- Affluent Seven ▶
- Southern Seven ▶
- Visegrád Four ▶

- Austria**
- Belgium
- Bulgaria
- Croatia
- Cyprus
- Czech Rep. ▶
- Denmark ▶
- Estonia
- Finland ▶
- France ▶
- Germany ▶
- Greece
- Hungary ▶
- Ireland
- Italy ▶
- Latvia
- Lithuania
- Luxembourg
- Malta
- Netherlands ▶
- Poland ▶
- Portugal ▶
- Romania
- Slovakia
- Slovenia
- Spain ▶
- Sweden
- UK ▶


Preferences Overview

Most Contacted

Shared Interests

**Most Responsive**

Most Disappointing



Of 1201 votes by 342 respondents, Austria received 34 (2.8%)

Share of votes by group	Group
4%	Visegrád 4
3%	Founding 6
2%	Affluent 7
2%	Big 6
1%	Southern 7

Share of votes by country	Country
50%	Croatia
14%	Malta
11%	Slovenia
9%	Latvia
8%	Germany
6%	Hungary
4%	Czech Rep.
3%	Bulgaria
3%	Netherlands
3%	Romania
3%	Sweden
2%	Belgium
2%	Denmark
2%	Finland
2%	France
2%	Portugal
1%	Italy
1%	Poland

- Top %
- 10+ %
- 5-9 %
- 1-4 %

Rounded results. 0% shares not shown.

# Most Responsive Votes for Belgium

**Q3** "In your view or experience, which other governments or EU member states have shown to be most responsive or are easiest to work with? (select up to five)"

- EU
- Big Six ▶
- Founding Six ▶
- Affluent Seven ▶
- Southern Seven ▶
- Visegrád Four ▶

- Austria
- Belgium**
- Bulgaria
- Croatia
- Cyprus
- Czech Rep. ▶
- Denmark ▶
- Estonia
- Finland ▶
- France ▶
- Germany ▶
- Greece
- Hungary ▶
- Ireland
- Italy ▶
- Latvia
- Lithuania
- Luxembourg
- Malta
- Netherlands ▶
- Poland ▶
- Portugal ▶
- Romania
- Slovakia
- Slovenia
- Spain ▶
- Sweden
- UK ▶


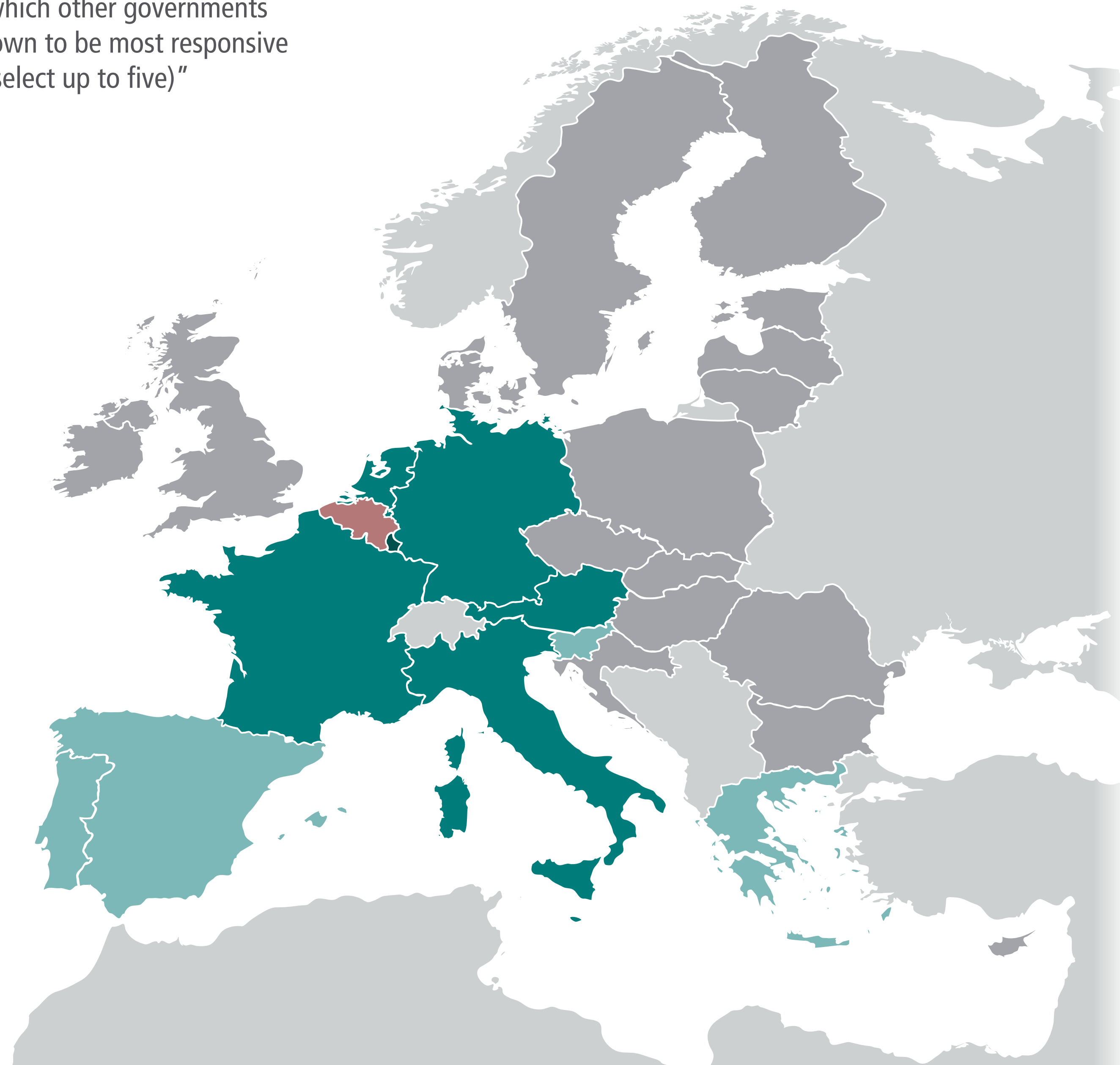
Preferences Overview

Most Contacted

Shared Interests

**Most Responsive**

Most Disappointing



Of 1201 votes by 342 respondents, Belgium received 74 (6.2%)

- 12% Founding 6
- 12% Southern 7
- 10% Big 6
- 5% Affluent 7
- 1% Visegrád 4

Share of votes by group

- 50% Luxembourg
- 18% France
- 14% Malta
- 12% Italy
- 12% Netherlands
- 10% Austria
- 10% Germany
- 8% Spain
- 7% Greece
- 6% Portugal
- 5% Slovenia
- 4% Finland
- 3% Bulgaria
- 3% Romania
- 3% UK
- 2% Poland
- 1% Denmark
- 1% Hungary

Share of votes by country

- Top %
- 10+ %
- 5-9 %
- 1-4 %

Rounded results. 0% shares not shown.

# Most Responsive Votes for Bulgaria

**Q3** "In your view or experience, which other governments or EU member states have shown to be most responsive or are easiest to work with? (select up to five)"

- EU
- Big Six ▶
- Founding Six ▶
- Affluent Seven ▶
- Southern Seven ▶
- Visegrád Four ▶

- Austria
- Belgium
- Bulgaria**
- Croatia
- Cyprus
- Czech Rep. ▶
- Denmark ▶
- Estonia
- Finland ▶
- France ▶
- Germany ▶
- Greece
- Hungary ▶
- Ireland
- Italy ▶
- Latvia
- Lithuania
- Luxembourg
- Malta
- Netherlands ▶
- Poland ▶
- Portugal ▶
- Romania
- Slovakia
- Slovenia
- Spain ▶
- Sweden
- UK ▶

Preferences Overview

Most Contacted

Shared Interests

**Most Responsive**

Most Disappointing



Of 1201 votes by 342 respondents, Bulgaria received 1 (0.1%)

Share of votes by group

3% Romania

Share of votes by country

- Top %
- 10+ %
- 5-9 %
- 1-4 %

Rounded results. 0% shares not shown.

# Most Responsive Votes for Croatia

Q3

“In your view or experience, which other governments or EU member states have shown to be most responsive or are easiest to work with? (select up to five)”

EU  
 Big Six ▶  
 Founding Six ▶

Affluent Seven ▶  
 Southern Seven ▶  
 Visegrád Four ▶

Austria  
 Belgium  
 Bulgaria  
**Croatia**  
 Cyprus  
 Czech Rep. ▶  
 Denmark ▶  
 Estonia  
 Finland ▶  
 France ▶  
 Germany ▶  
 Greece  
 Hungary ▶  
 Ireland

Italy ▶  
 Latvia  
 Lithuania  
 Luxembourg  
 Malta  
 Netherlands ▶  
 Poland ▶  
 Portugal ▶  
 Romania  
 Slovakia  
 Slovenia  
 Spain ▶  
 Sweden  
 UK ▶

Preferences Overview

Most Contacted

Shared Interests

**Most Responsive**

Most Disappointing



Of 1201 votes by 342 respondents, Croatia received 8 (0.7%)

2% Visegrád 4  
 1% Big 6  
 1% Southern 7

Share of votes by group

5% Austria  
 3% Bulgaria  
 3% Poland  
 2% Italy  
 1% Hungary

Share of votes by country

■ Top %  
 ■ 10+ %  
 ■ 5-9 %  
 ■ 1-4 %

Rounded results. 0% shares not shown.



Croatia



Design

Findings

Chapters

**Preferences**

Influence

Partners

Policies

ecfr.eu/eucoalitionexplorer

# Most Responsive Votes for Cyprus

**Q3** "In your view or experience, which other governments or EU member states have shown to be most responsive or are easiest to work with? (select up to five)"

- EU
- Big Six ▶
- Founding Six ▶
- Affluent Seven ▶
- Southern Seven ▶
- Visegrád Four ▶

- Austria
- Belgium
- Bulgaria
- Croatia
- Cyprus**
- Czech Rep. ▶
- Denmark ▶
- Estonia
- Finland ▶
- France ▶
- Germany ▶
- Greece
- Hungary ▶
- Ireland
- Italy ▶
- Latvia
- Lithuania
- Luxembourg
- Malta
- Netherlands ▶
- Poland ▶
- Portugal ▶
- Romania
- Slovakia
- Slovenia
- Spain ▶
- Sweden
- UK ▶

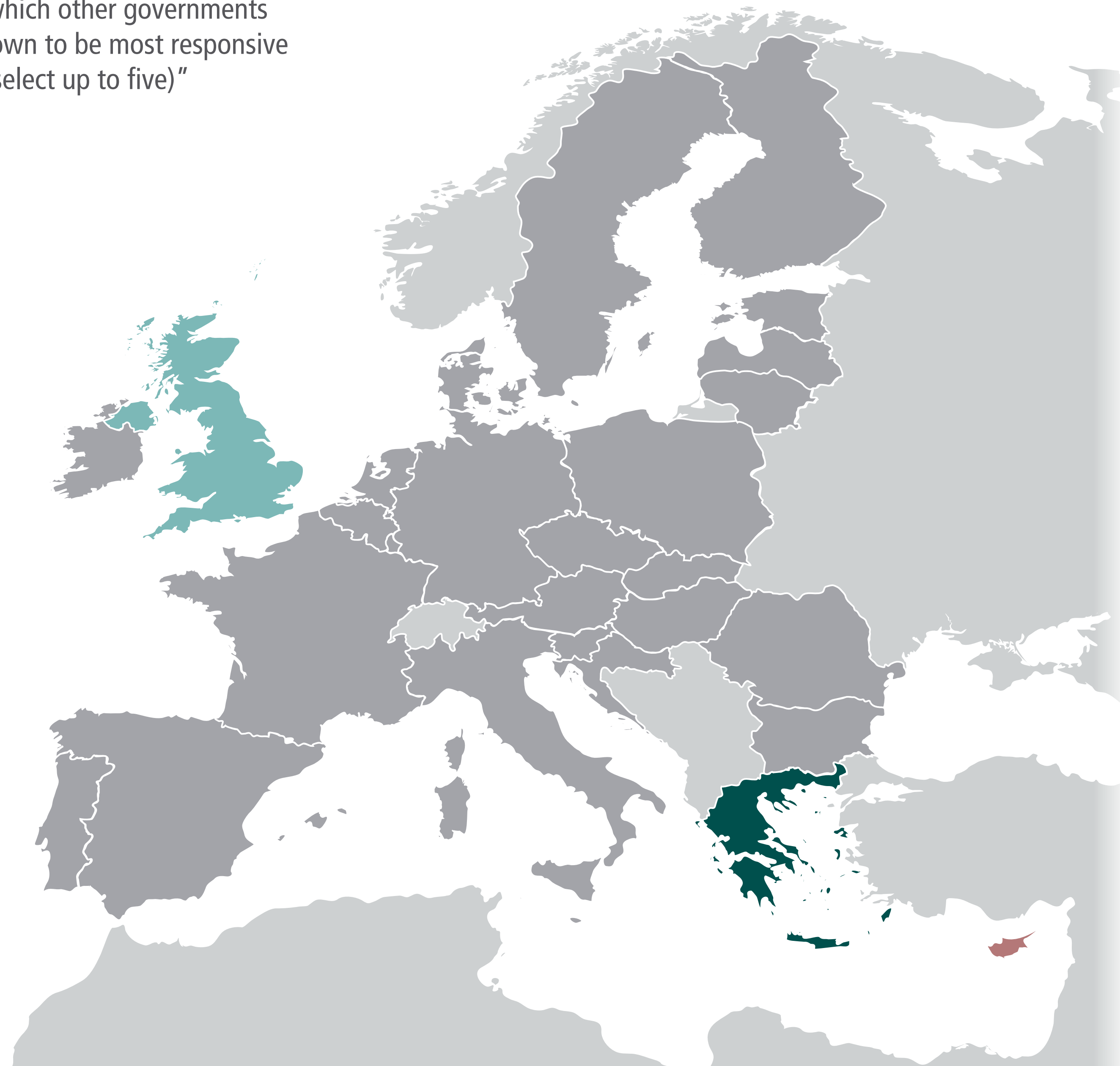
Preferences Overview

Most Contacted

Shared Interests

**Most Responsive**

Most Disappointing



Of 1201 votes by 342 respondents, Cyprus received 7 (0.6%)

1% Big 6  
1% Southern 7  
Share of votes by group

20% Greece  
6% UK  
1% Denmark  
1% Italy  
Share of votes by country

■ Top %  
■ 10+ %  
■ 5-9 %  
■ 1-4 %

Rounded results. 0% shares not shown.



# Most Responsive Votes for Czech Rep. by Czech Rep.

**Q3** "In your view or experience, which other governments or EU member states have shown to be most responsive or are easiest to work with? (select up to five)"

- EU
- Big Six ▶
- Founding Six ▶
- Affluent Seven ▶
- Southern Seven ▶
- Visegrád Four ▶

- Austria
- Belgium
- Bulgaria
- Croatia
- Cyprus
- Czech Rep. ▶**
- Denmark ▶
- Estonia
- Finland ▶
- France ▶
- Germany ▶
- Greece
- Hungary ▶
- Ireland
- Italy ▶
- Latvia
- Lithuania
- Luxembourg
- Malta
- Netherlands ▶
- Poland ▶
- Portugal ▶
- Romania
- Slovakia
- Slovenia
- Spain ▶
- Sweden
- UK ▶


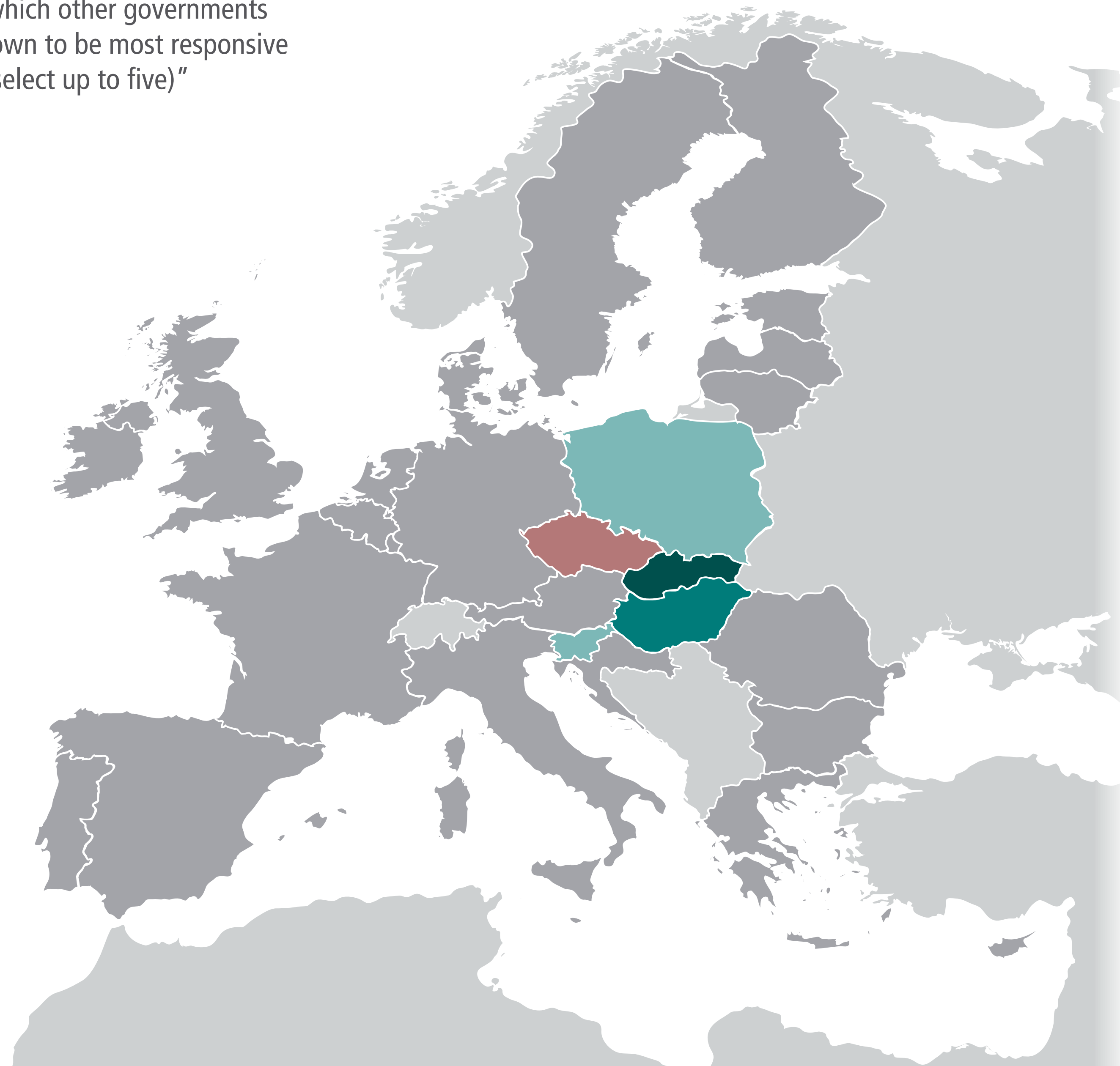
Preferences Overview

Most Contacted

Shared Interests

**Most Responsive**

Most Disappointing



Of 1201 votes by 342 respondents, Czech Rep. received 33 (2.7%)

9% Visegrád 4  
2% Affluent 7  
2% Big 6  
1% Founding 6

Share of votes by group

44% Slovakia  
14% Hungary  
5% Poland  
5% Slovenia  
3% Bulgaria  
3% Netherlands  
3% UK  
2% Belgium  
2% Finland  
2% Germany  
1% Denmark  
1% Spain

Share of votes by country

■ Top %  
■ 10+ %  
■ 5-9 %  
■ 1-4 %

Rounded results. 0% shares not shown.

# Most Responsive Votes for Czech Rep. by Czech Rep.

**Q3** "In your view or experience, which other governments or EU member states have shown to be most responsive or are easiest to work with? (select up to five)"

- EU
- Big Six ▶
- Founding Six ▶
- Affluent Seven ▶
- Southern Seven ▶
- Visegrád Four ▶

- Austria
- Belgium
- Bulgaria
- Croatia
- Cyprus
- Czech Rep. ▶**
- Denmark ▶
- Estonia
- Finland ▶
- France ▶
- Germany ▶
- Greece
- Hungary ▶
- Ireland
- Italy ▶
- Latvia
- Lithuania
- Luxembourg
- Malta
- Netherlands ▶
- Poland ▶
- Portugal ▶
- Romania
- Slovakia
- Slovenia
- Spain ▶
- Sweden
- UK ▶

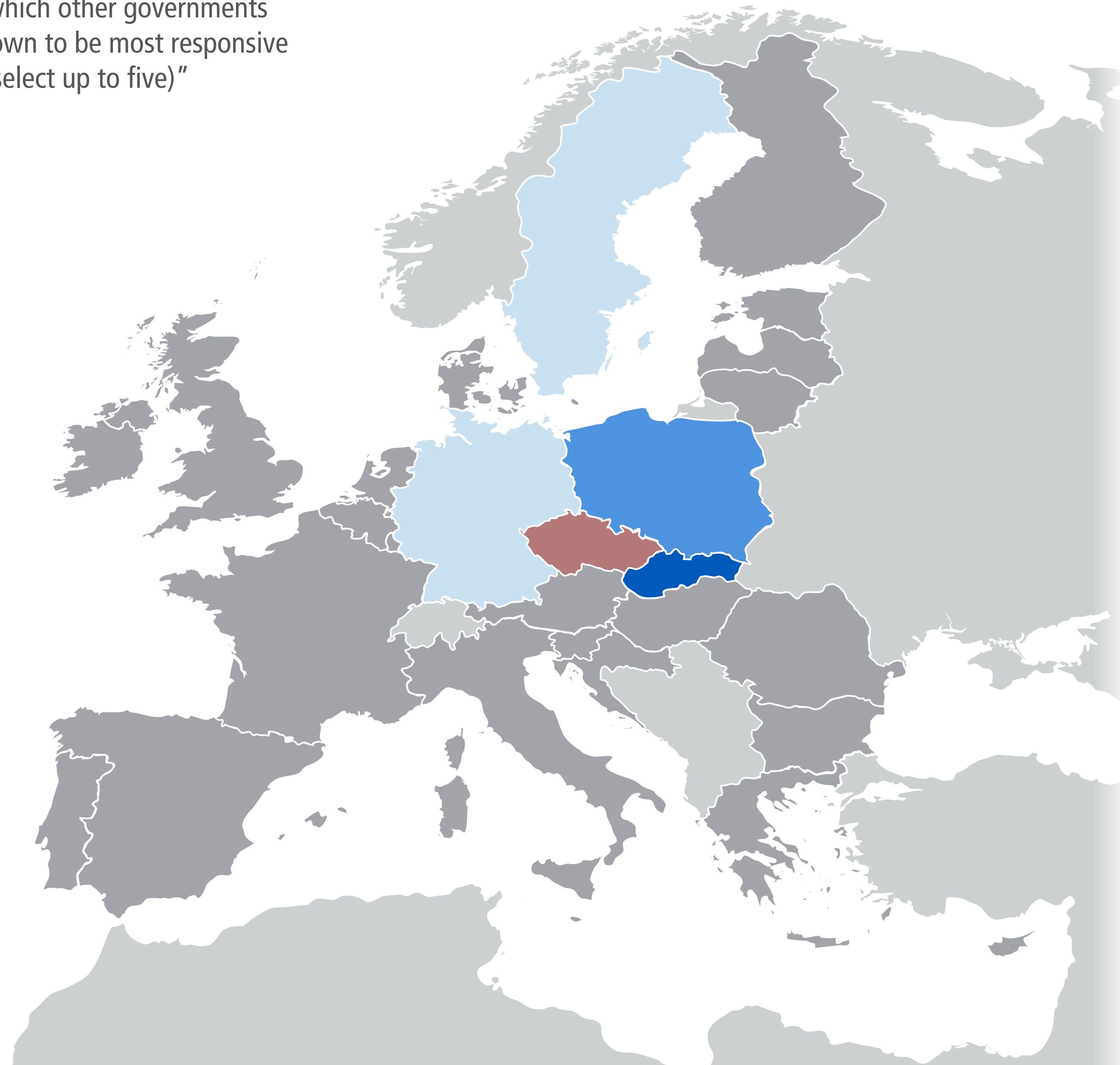
Preferences Overview

Most Contacted

Shared Interests

**Most Responsive**

Most Disappointing



Of 45 votes by 16 respondents, Slovakia received the most: 14

- 47% Visegrád 4
- 24% Big 6
- 22% Affluent 7
- 13% Founding 6
- 2% Southern 7

Share of votes for group

- 31% Slovakia
- 11% Poland
- 7% Germany
- 7% Sweden
- 4% Austria
- 4% Denmark
- 4% Hungary
- 4% Lithuania
- 4% Netherlands
- 4% Slovenia
- 4% UK
- 2% Estonia
- 2% Finland
- 2% France
- 2% Ireland
- 2% Latvia
- 2% Romania

Share of votes for country

- Top %
- 10+ %
- 5-9 %
- 1-4 %

Rounded results. 0% shares not shown.

# Most Responsive Votes for Denmark by Denmark

**Q3** "In your view or experience, which other governments or EU member states have shown to be most responsive or are easiest to work with? (select up to five)"

- EU
- Big Six ▶
- Founding Six ▶
- Affluent Seven ▶
- Southern Seven ▶
- Visegrád Four ▶

- Austria
- Belgium
- Bulgaria
- Croatia
- Cyprus
- Czech Rep. ▶
- Denmark ▶**
- Estonia
- Finland ▶
- France ▶
- Germany ▶
- Greece
- Hungary ▶
- Ireland
- Italy ▶
- Latvia
- Lithuania
- Luxembourg
- Malta
- Netherlands ▶
- Poland ▶
- Portugal ▶
- Romania
- Slovakia
- Slovenia
- Spain ▶
- Sweden
- UK ▶


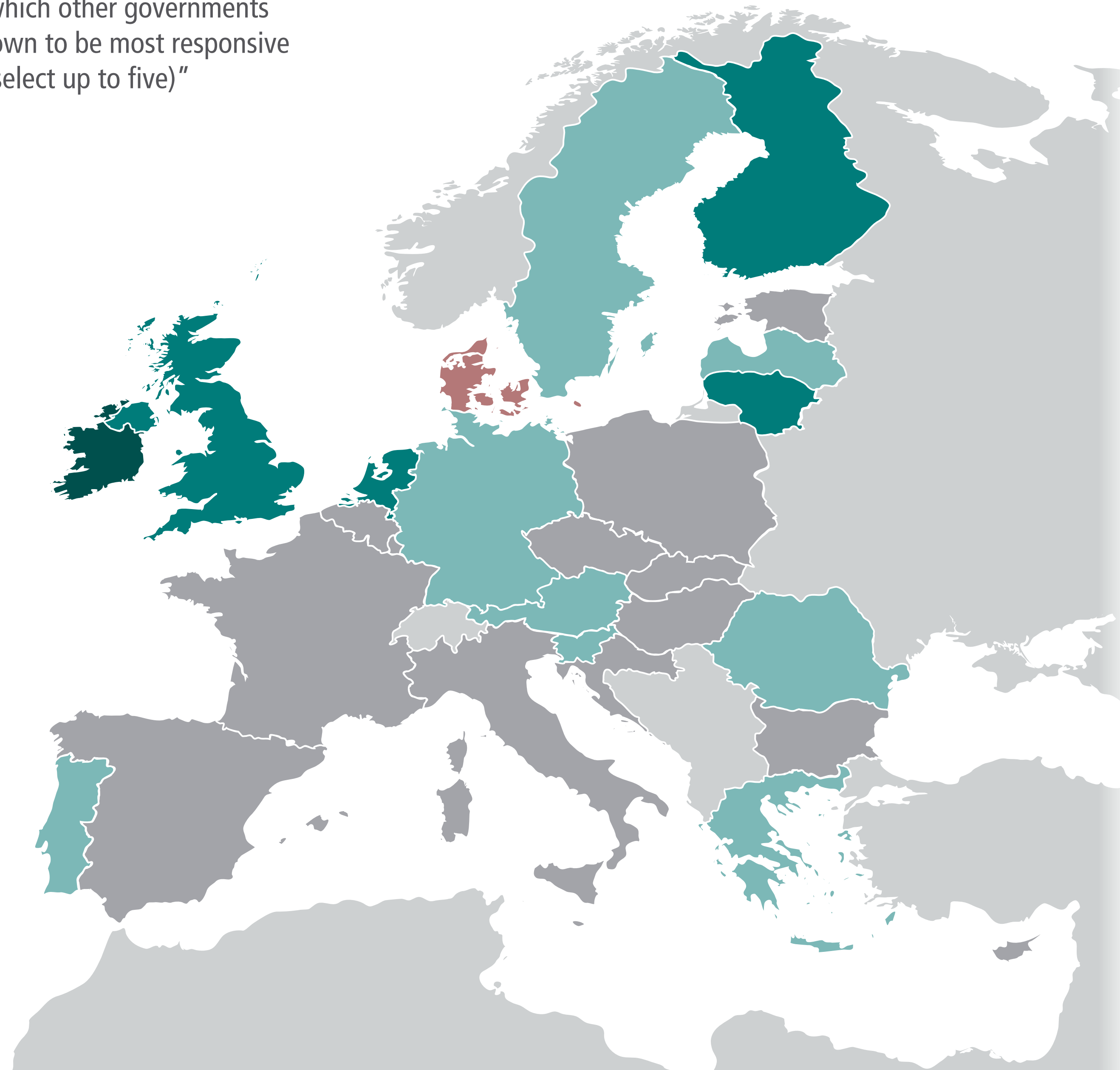
Preferences Overview

Most Contacted

Shared Interests

**Most Responsive**

Most Disappointing



Of 1201 votes by 342 respondents, Denmark received 49 (4.1%)

- 5% Affluent 7
- 4% Founding 6
- 3% Big 6
- 2% Southern 7
- 2% Visegrád 4

Share of votes by group

- 27% Ireland
- 14% UK
- 12% Lithuania
- 12% Netherlands
- 10% Finland
- 9% Latvia
- 7% Greece
- 6% Portugal
- 6% Romania
- 6% Sweden
- 5% Austria
- 5% Germany
- 5% Slovenia
- 4% Czech Rep.
- 3% France
- 2% Poland
- 1% Spain

Share of votes by country

- Top %
- 10+ %
- 5-9 %
- 1-4 %

Rounded results. 0% shares not shown.

# Most Responsive Votes for Denmark by Denmark

**Q3** "In your view or experience, which other governments or EU member states have shown to be most responsive or are easiest to work with? (select up to five)"

- EU
- Big Six ▶
- Founding Six ▶
- Affluent Seven ▶
- Southern Seven ▶
- Visegrád Four ▶

- Austria
- Belgium
- Bulgaria
- Croatia
- Cyprus
- Czech Rep. ▶
- Denmark ▶**
- Estonia
- Finland ▶
- France ▶
- Germany ▶
- Greece
- Hungary ▶
- Ireland
- Italy ▶
- Latvia
- Lithuania
- Luxembourg
- Malta
- Netherlands ▶
- Poland ▶
- Portugal ▶
- Romania
- Slovakia
- Slovenia
- Spain ▶
- Sweden
- UK ▶


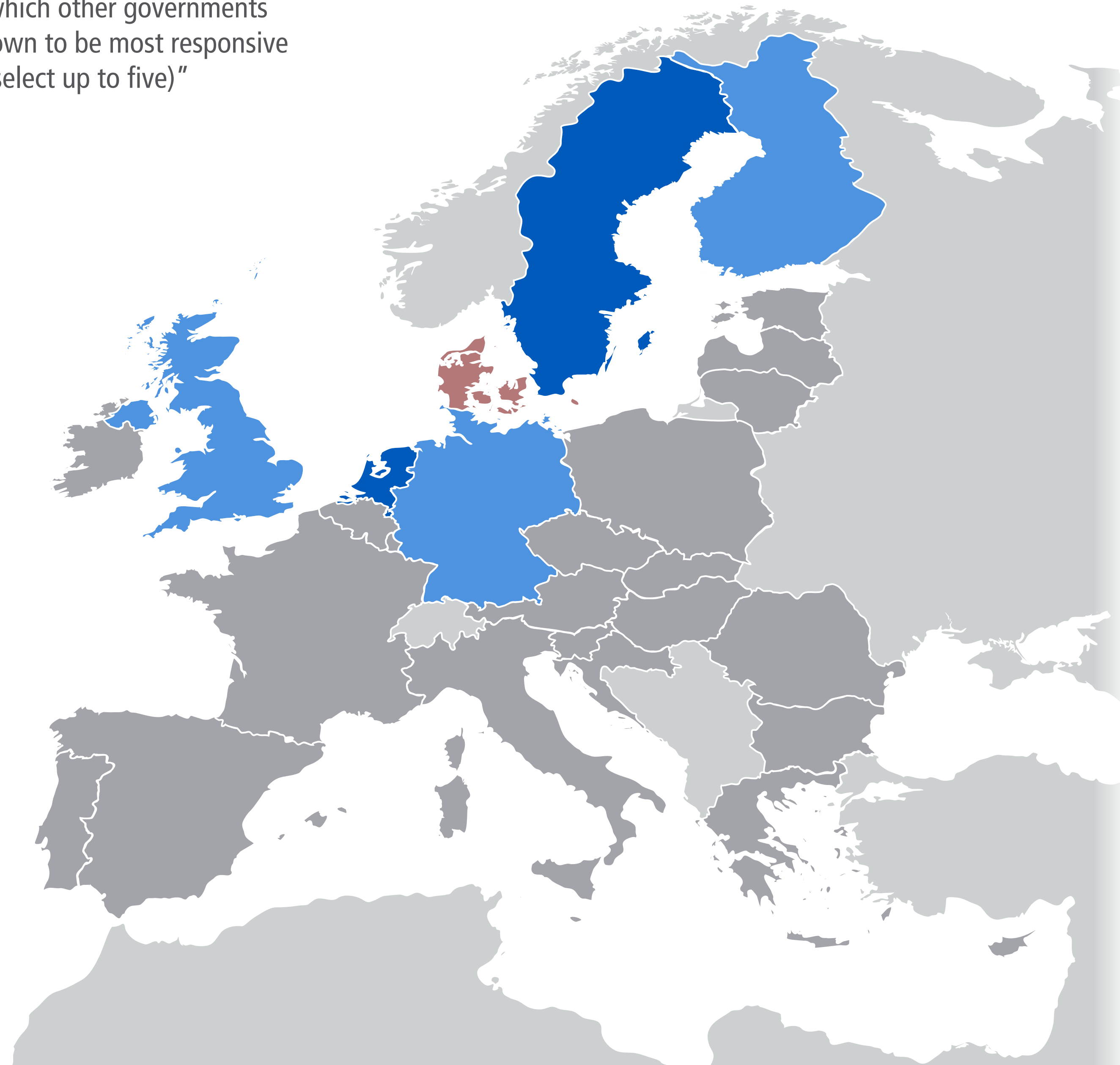
Preferences Overview

Most Contacted

Shared Interests

**Most Responsive**

Most Disappointing



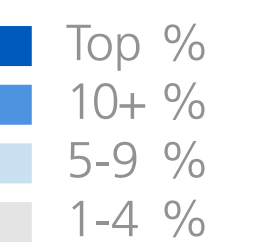
Of 94 votes by 29 respondents, Netherlands received the most: 18

59%	Affluent 7
38%	Founding 6
31%	Big 6
3%	Southern 7
2%	Visegrád 4

Share of votes for group

19%	Netherlands
19%	Sweden
16%	Finland
15%	Germany
13%	UK
4%	Ireland
2%	Austria
2%	Estonia
1%	Belgium
1%	Cyprus
1%	Czech Rep.
1%	France
1%	Italy
1%	Latvia
1%	Lithuania
1%	Luxembourg
1%	Poland

Share of votes for country



Rounded results. 0% shares not shown.

# Most Responsive Votes for Estonia

**Q3** “In your view or experience, which other governments or EU member states have shown to be most responsive or are easiest to work with? (select up to five)”

- EU
- Big Six ▶
- Founding Six ▶
- Affluent Seven ▶
- Southern Seven ▶
- Visegrád Four ▶

- Austria
- Belgium
- Bulgaria
- Croatia
- Cyprus
- Czech Rep. ▶
- Denmark ▶
- Estonia**
- Finland ▶
- France ▶
- Germany ▶
- Greece
- Hungary ▶
- Ireland
- Italy ▶
- Latvia
- Lithuania
- Luxembourg
- Malta
- Netherlands ▶
- Poland ▶
- Portugal ▶
- Romania
- Slovakia
- Slovenia
- Spain ▶
- Sweden
- UK ▶


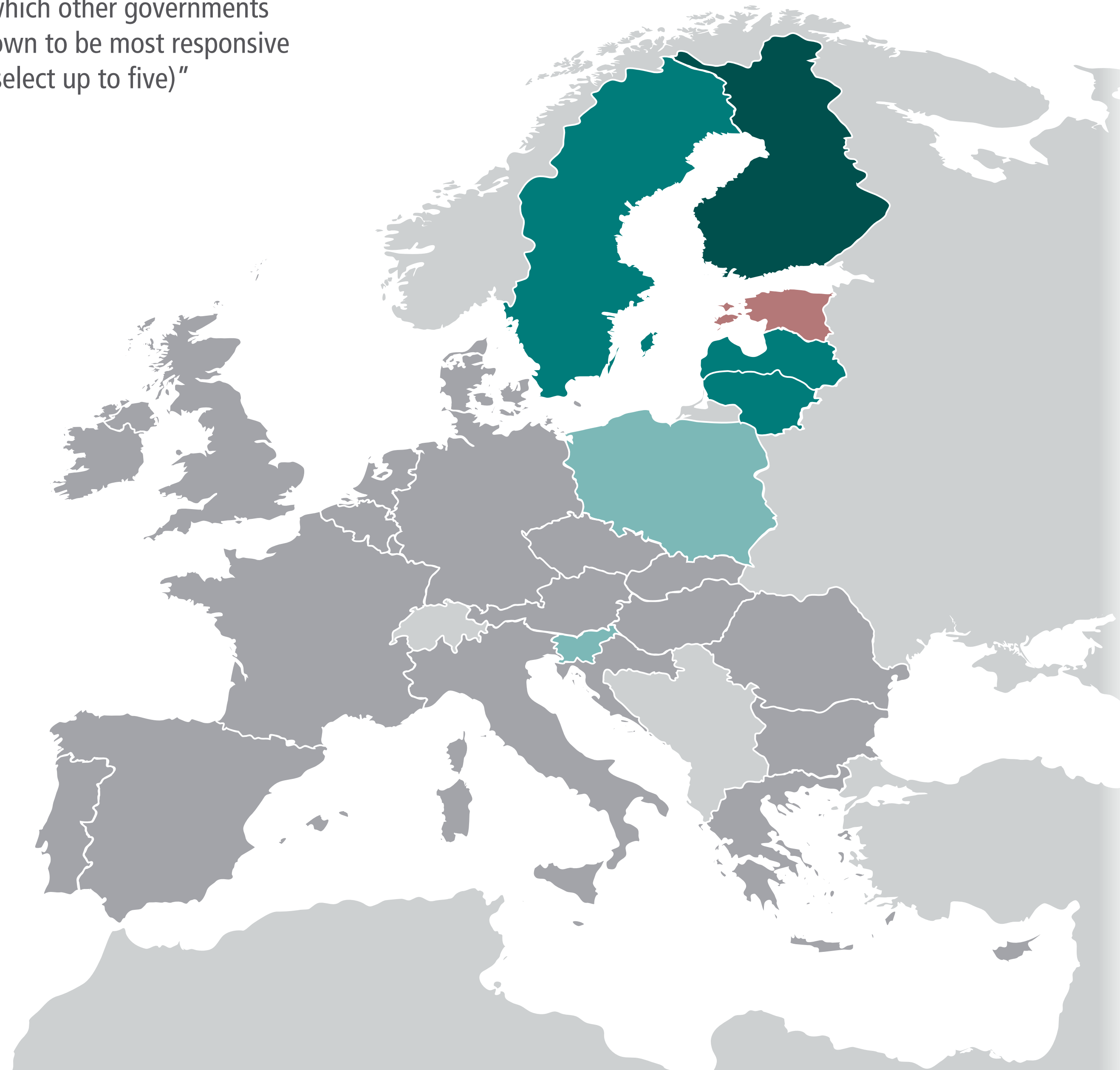
Preferences Overview

Most Contacted

Shared Interests

**Most Responsive**

Most Disappointing



Of 1201 votes by 342 respondents, Estonia received 40 (3.3%)

- 6% Affluent 7
- 5% Visegrád 4
- 2% Big 6
- 1% Founding 6

Share of votes by group

- 22% Finland
- 18% Latvia
- 15% Lithuania
- 12% Sweden
- 8% Poland
- 5% Slovenia
- 3% Netherlands
- 2% Belgium
- 2% Czech Rep.
- 2% Denmark
- 2% Hungary
- 1% Germany
- 1% Spain

Share of votes by country

- Top %
- 10+ %
- 5-9 %
- 1-4 %

Rounded results. 0% shares not shown.

# Most Responsive Votes for Finland by Finland

**Q3** "In your view or experience, which other governments or EU member states have shown to be most responsive or are easiest to work with? (select up to five)"

- EU
- Big Six ▶
- Founding Six ▶
- Affluent Seven ▶
- Southern Seven ▶
- Visegrád Four ▶

- Austria
- Belgium
- Bulgaria
- Croatia
- Cyprus
- Czech Rep. ▶
- Denmark ▶
- Estonia
- Finland ▶**
- France ▶
- Germany ▶
- Greece
- Hungary ▶
- Ireland
- Italy ▶
- Latvia
- Lithuania
- Luxembourg
- Malta
- Netherlands ▶
- Poland ▶
- Portugal ▶
- Romania
- Slovakia
- Slovenia
- Spain ▶
- Sweden
- UK ▶


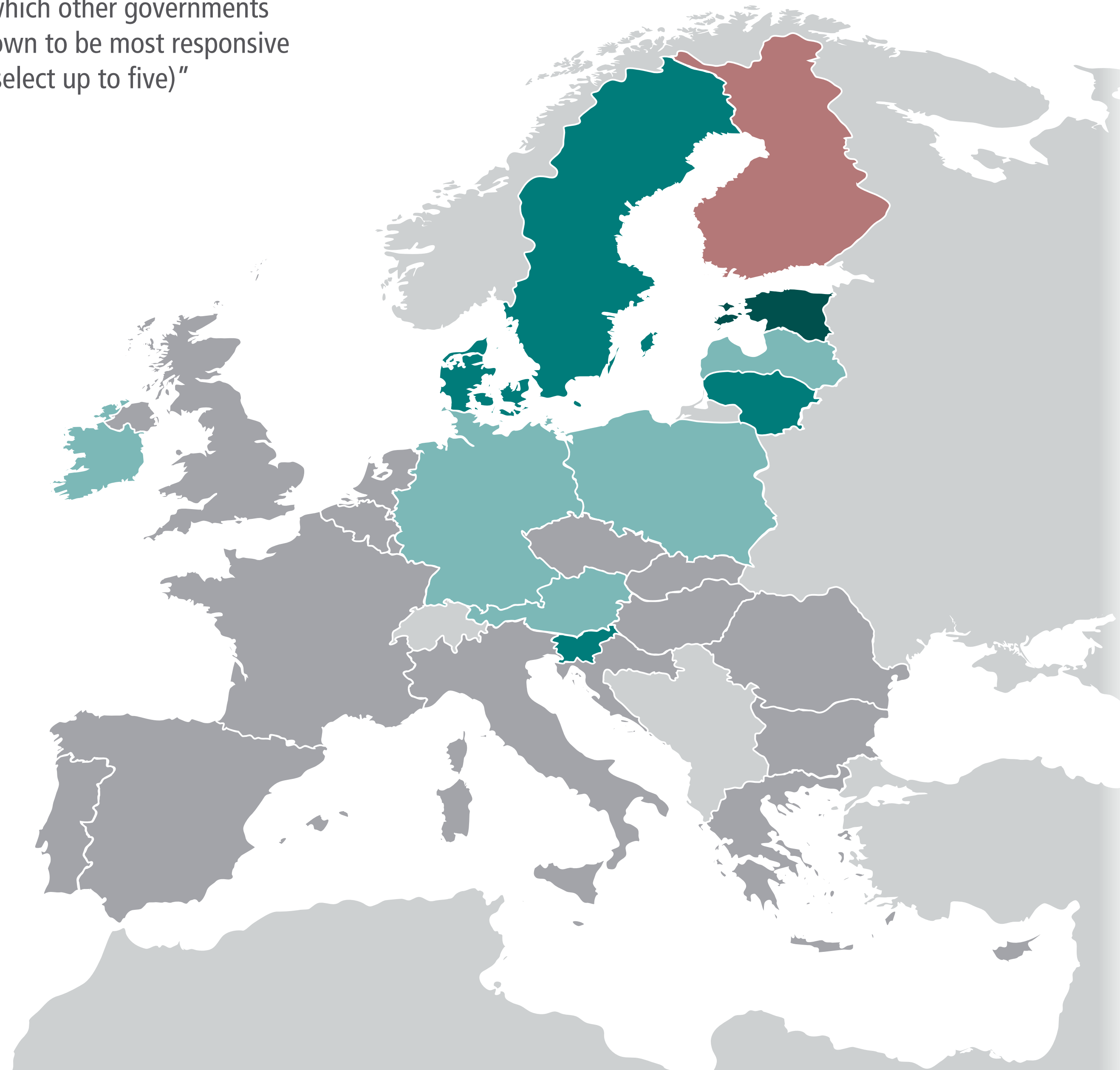
Preferences Overview

Most Contacted

Shared Interests

**Most Responsive**

Most Disappointing



Of 1201 votes by 342 respondents, Finland received 51 (4.2%)

- 8% Affluent 7
- 3% Big 6
- 3% Founding 6
- 3% Visegrád 4
- 1% Southern 7

Share of votes by group

- 17% Estonia
- 16% Denmark
- 15% Sweden
- 12% Lithuania
- 11% Slovenia
- 9% Latvia
- 7% Ireland
- 5% Austria
- 5% Germany
- 5% Poland
- 4% Belgium
- 3% Romania
- 3% UK
- 2% Czech Rep.
- 2% France
- 2% Netherlands
- 2% Spain
- 1% Hungary
- 1% Italy

Share of votes by country

- Top %
- 10+ %
- 5-9 %
- 1-4 %

Rounded results. 0% shares not shown.

# Most Responsive Votes for Finland by Finland

**Q3** "In your view or experience, which other governments or EU member states have shown to be most responsive or are easiest to work with? (select up to five)"

- EU
- Big Six ▶
- Founding Six ▶
- Affluent Seven ▶
- Southern Seven ▶
- Visegrád Four ▶

- Austria
- Belgium
- Bulgaria
- Croatia
- Cyprus
- Czech Rep. ▶
- Denmark ▶
- Estonia
- Finland ▶**
- France ▶
- Germany ▶
- Greece
- Hungary ▶
- Ireland
- Italy ▶
- Latvia
- Lithuania
- Luxembourg
- Malta
- Netherlands ▶
- Poland ▶
- Portugal ▶
- Romania
- Slovakia
- Slovenia
- Spain ▶
- Sweden
- UK ▶

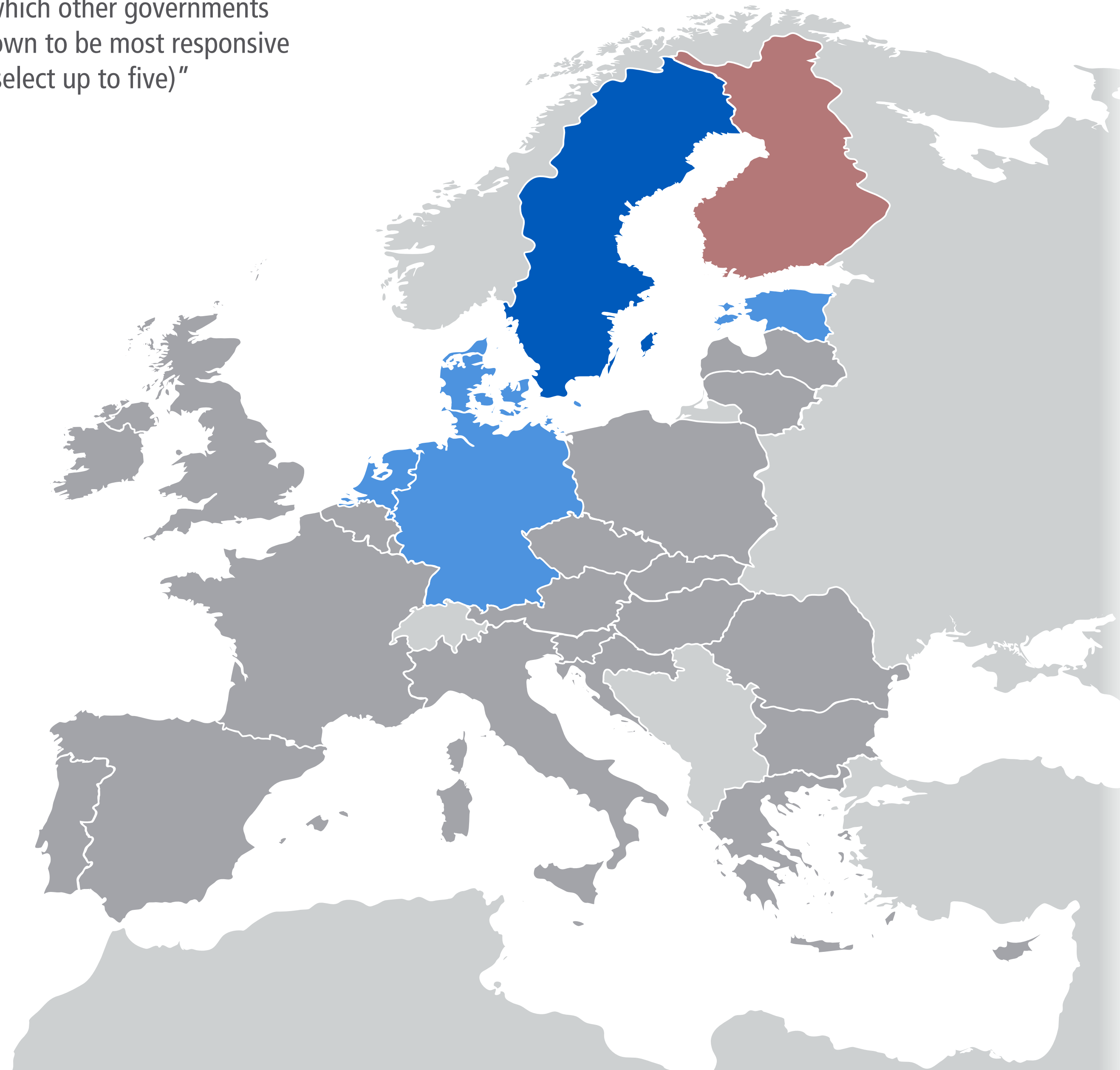
Preferences Overview

Most Contacted

Shared Interests

**Most Responsive**

Most Disappointing



Of 50 votes by 15 respondents, Sweden received the most: 12

Group	Share of votes for group
Affluent 7	50%
Founding 6	36%
Big 6	24%
Southern 7	2%
Visegrád 4	2%

Share of votes for group

Country	Share of votes for country
Sweden	24%
Estonia	22%
Germany	20%
Denmark	10%
Netherlands	10%
Belgium	4%
Austria	2%
Czech Rep.	2%
Ireland	2%
Italy	2%
UK	2%

Share of votes for country

- Top %
- 10+ %
- 5-9 %
- 1-4 %

Rounded results. 0% shares not shown.

# Most Responsive Votes for France by France

**Q3** "In your view or experience, which other governments or EU member states have shown to be most responsive or are easiest to work with? (select up to five)"

- EU
- Big Six ▶
- Founding Six ▶
- Affluent Seven ▶
- Southern Seven ▶
- Visegrád Four ▶

- Austria
- Belgium
- Bulgaria
- Croatia
- Cyprus
- Czech Rep. ▶
- Denmark ▶
- Estonia
- Finland ▶
- France ▶**
- Germany ▶
- Greece
- Hungary ▶
- Ireland
- Italy ▶
- Latvia
- Lithuania
- Luxembourg
- Malta
- Netherlands ▶
- Poland ▶
- Portugal ▶
- Romania
- Slovakia
- Slovenia
- Spain ▶
- Sweden
- UK ▶


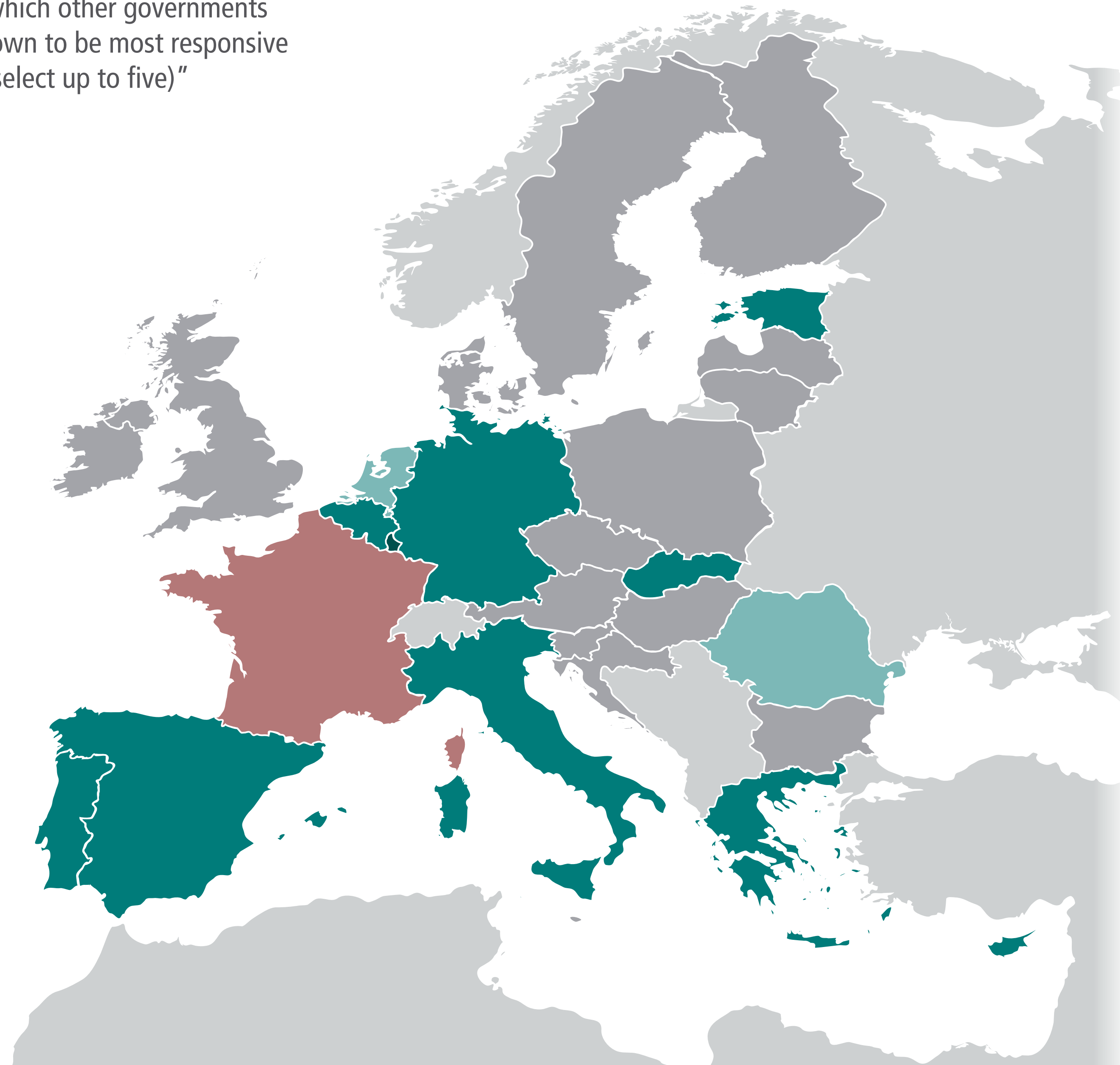
Preferences Overview

Most Contacted

Shared Interests

**Most Responsive**

Most Disappointing



Of 1201 votes by 342 respondents, France received 79 (6.6%)

- 11% Southern 7
- 10% Founding 6
- 9% Big 6
- 5% Affluent 7
- 2% Visegrád 4

Share of votes by group

- 25% Luxembourg
- 20% Cyprus
- 20% Greece
- 19% Belgium
- 19% Spain
- 17% Estonia
- 15% Italy
- 14% Germany
- 13% Portugal
- 11% Slovakia
- 8% Romania
- 5% Netherlands
- 3% Bulgaria
- 3% Sweden
- 3% UK
- 2% Czech Rep.
- 1% Denmark
- 1% Hungary
- 1% Poland

Share of votes by country

- Top %
- 10+ %
- 5-9 %
- 1-4 %

Rounded results. 0% shares not shown.



# Most Responsive Votes for France by France

**Q3** "In your view or experience, which other governments or EU member states have shown to be most responsive or are easiest to work with? (select up to five)"

- EU
- Big Six ▶
- Founding Six ▶
- Affluent Seven ▶
- Southern Seven ▶
- Visegrád Four ▶

- Austria
- Belgium
- Bulgaria
- Croatia
- Cyprus
- Czech Rep. ▶
- Denmark ▶
- Estonia
- Finland ▶
- France ▶**
- Germany ▶
- Greece
- Hungary ▶
- Ireland
- Italy ▶
- Latvia
- Lithuania
- Luxembourg
- Malta
- Netherlands ▶
- Poland ▶
- Portugal ▶
- Romania
- Slovakia
- Slovenia
- Spain ▶
- Sweden
- UK ▶


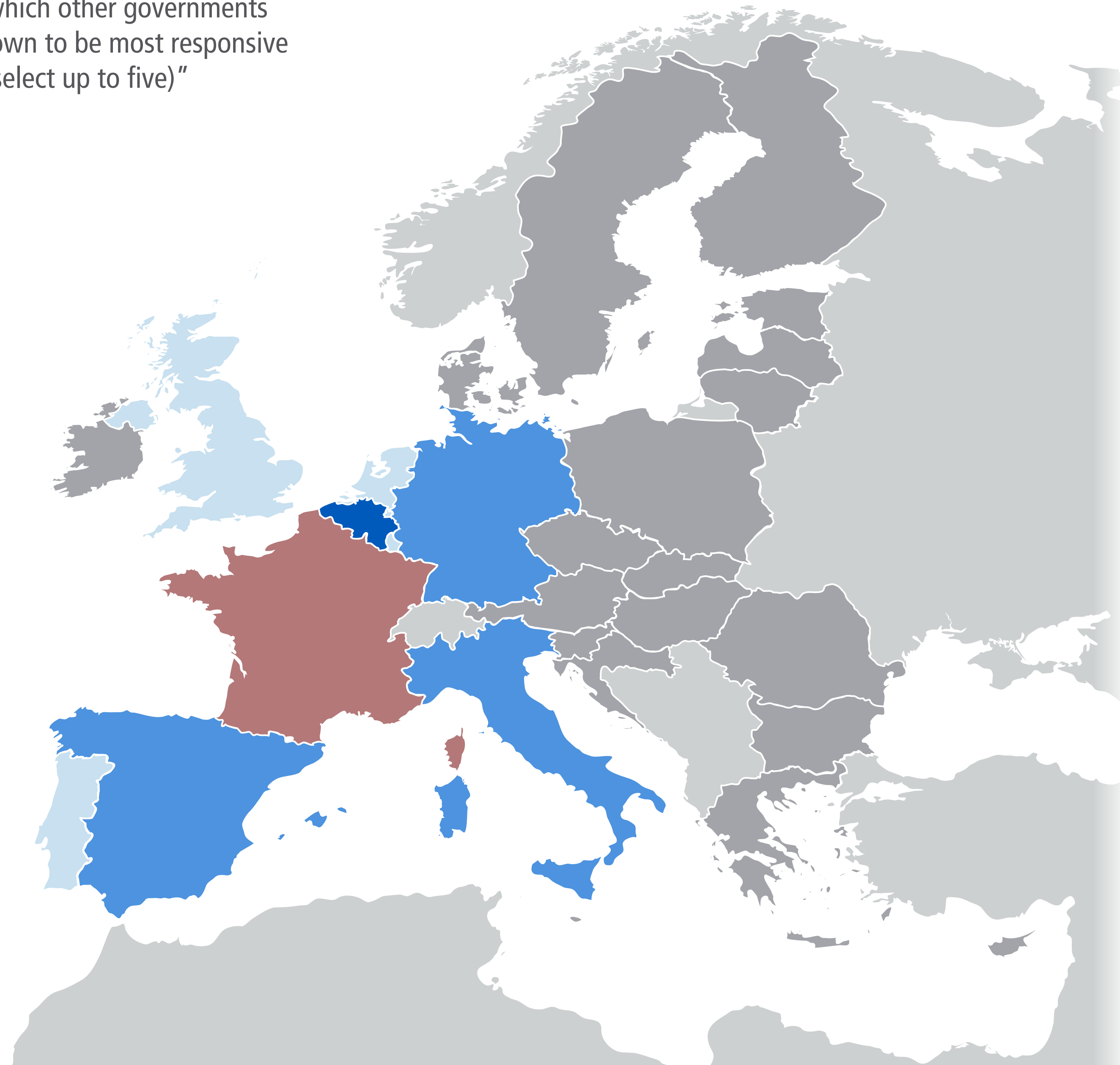
Preferences Overview

Most Contacted

Shared Interests

**Most Responsive**

Most Disappointing



Of 123 votes by 32 respondents, Belgium received the most: 22

63%	Founding 6
52%	Big 6
41%	Affluent 7
32%	Southern 7
1%	Visegrád 4

Share of votes for group

18%	Belgium
17%	Germany
14%	Italy
11%	Spain
9%	UK
8%	Luxembourg
6%	Netherlands
6%	Portugal
3%	Denmark
2%	Austria
2%	Finland
2%	Sweden
1%	Greece
1%	Ireland
1%	Poland

Share of votes for country

- Top %
- 10+ %
- 5-9 %
- 1-4 %

Rounded results. 0% shares not shown.

# Most Responsive Votes for Germany by Germany

Q3

“In your view or experience, which other governments or EU member states have shown to be most responsive or are easiest to work with? (select up to five)”

- EU
- Big Six ▶
- Founding Six ▶
- Affluent Seven ▶
- Southern Seven ▶
- Visegrád Four ▶

- Austria
- Belgium
- Bulgaria
- Croatia
- Cyprus
- Czech Rep. ▶
- Denmark ▶
- Estonia
- Finland ▶
- France ▶
- Germany ▶**
- Greece
- Hungary ▶
- Ireland
- Italy ▶
- Latvia
- Lithuania
- Luxembourg
- Malta
- Netherlands ▶
- Poland ▶
- Portugal ▶
- Romania
- Slovakia
- Slovenia
- Spain ▶
- Sweden
- UK ▶


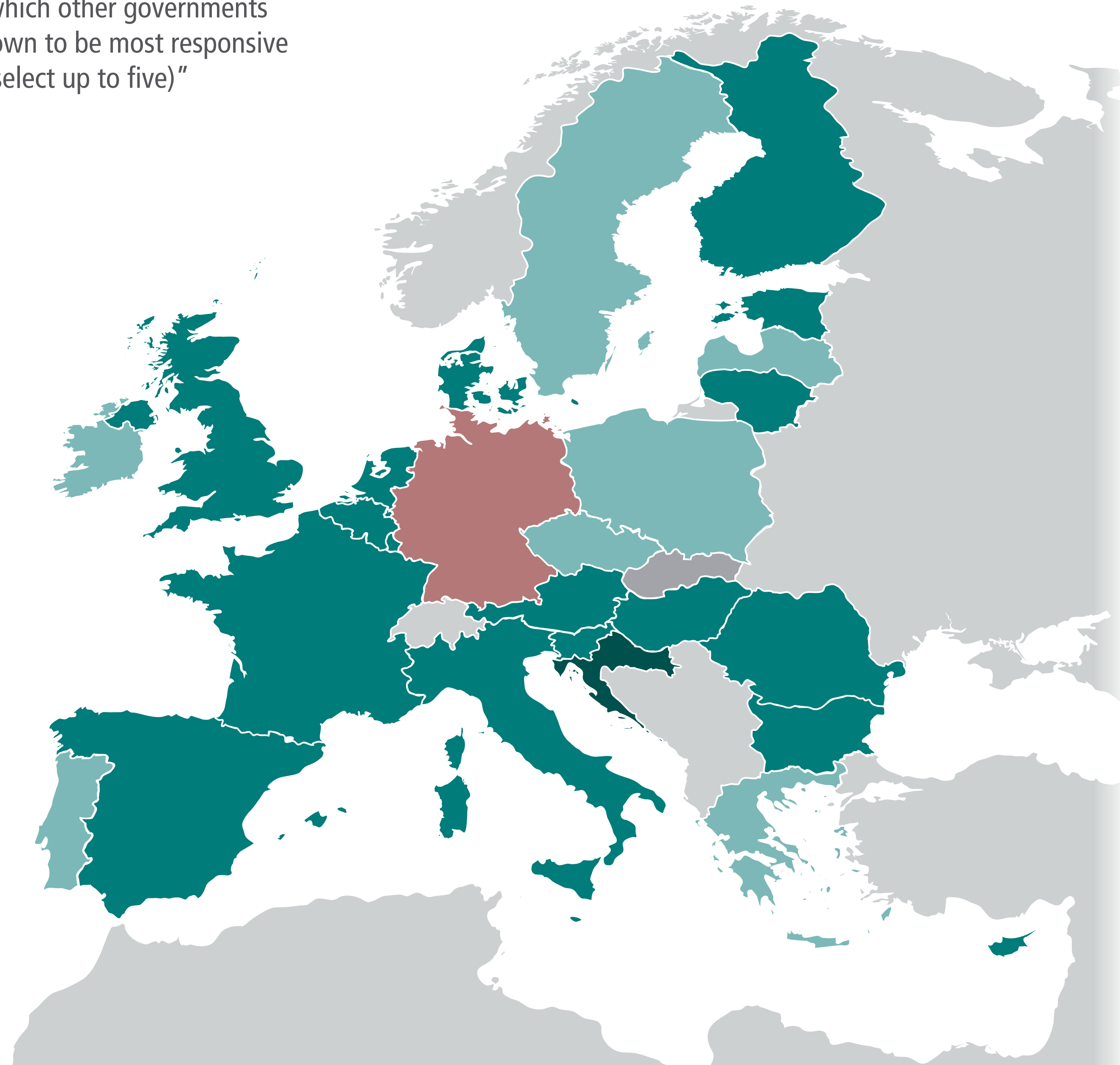
Preferences Overview

Most Contacted

Shared Interests

**Most Responsive**

Most Disappointing



Of 1201 votes by 342 respondents, Germany received 151 (12.6%)

- 16%
- 14%
- 13%
- 11%
- 8%
- Affluent 7
- Southern 7
- Founding 6
- Big 6
- Visegrád 4

Share of votes by group

- 50%
- 25%
- 23%
- 21%
- 20%
- 20%
- 19%
- 17%
- 17%
- 17%
- 17%
- 17%
- 15%
- 14%
- 14%
- 14%
- 14%
- 14%
- 12%
- 11%
- 11%
- 9%
- 9%
- 9%
- 7%
- 7%
- 7%
- 6%
- Croatia
- Luxembourg
- Bulgaria
- Slovenia
- Cyprus
- Finland
- Netherlands
- Belgium
- Estonia
- France
- Romania
- Denmark
- Austria
- Italy
- Malta
- Spain
- Lithuania
- Hungary
- UK
- Latvia
- Portugal
- Sweden
- Czech Rep.
- Greece
- Ireland
- Poland

Share of votes by country

- Top %
- 10+ %
- 5-9 %
- 1-4 %

Rounded results. 0% shares not shown.

# Most Responsive Votes for Germany by Germany

**Q3** "In your view or experience, which other governments or EU member states have shown to be most responsive or are easiest to work with? (select up to five)"

- EU
- Big Six ▶
- Founding Six ▶
- Affluent Seven ▶
- Southern Seven ▶
- Visegrád Four ▶

- Austria
- Belgium
- Bulgaria
- Croatia
- Cyprus
- Czech Rep. ▶
- Denmark ▶
- Estonia
- Finland ▶
- France ▶
- Germany ▶**
- Greece
- Hungary ▶
- Ireland
- Italy ▶
- Latvia
- Lithuania
- Luxembourg
- Malta
- Netherlands ▶
- Poland ▶
- Portugal ▶
- Romania
- Slovakia
- Slovenia
- Spain ▶
- Sweden
- UK ▶

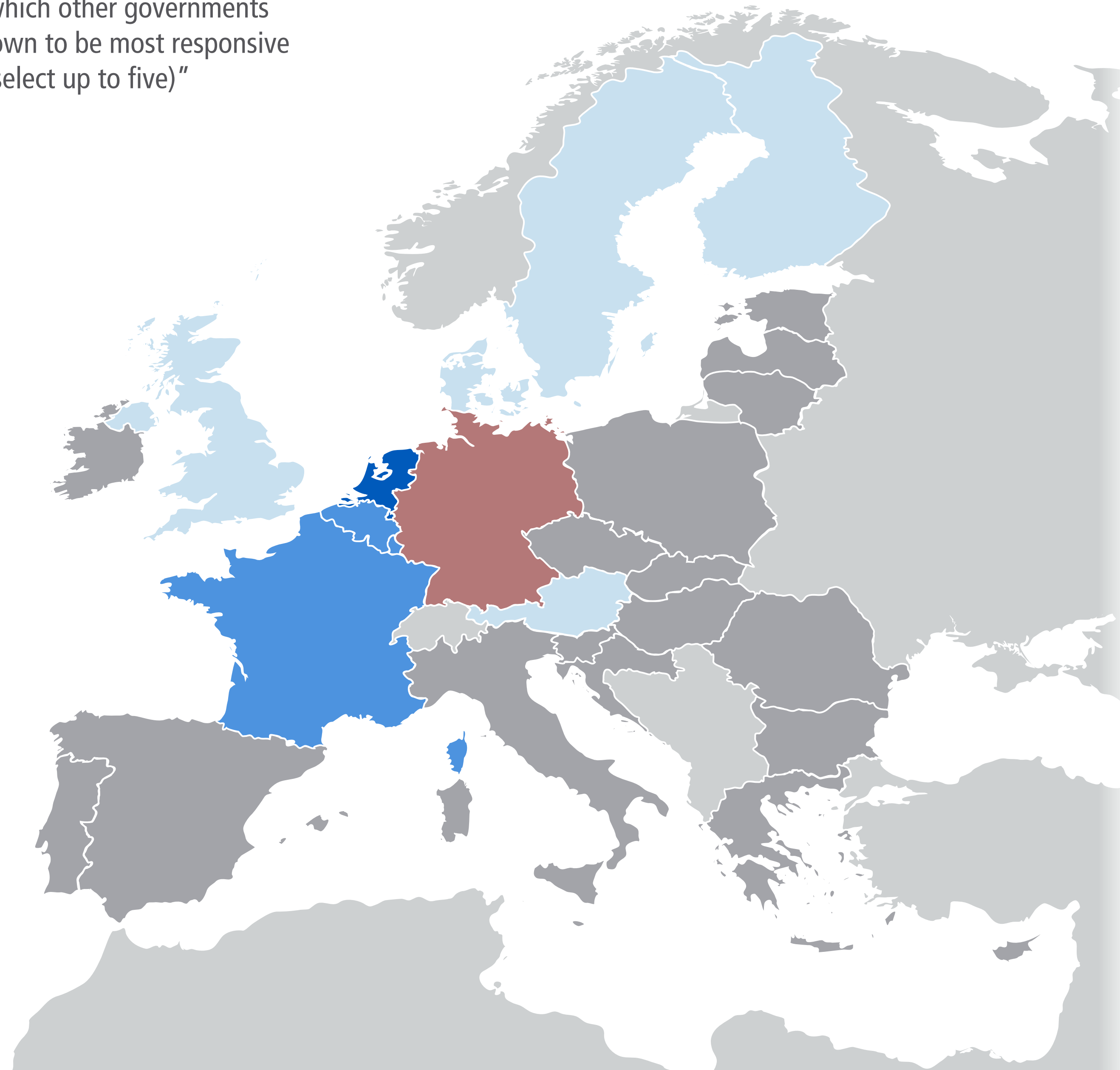
Preferences Overview

Most Contacted

Shared Interests

**Most Responsive**

Most Disappointing



Of 91 votes by 25 respondents, Netherlands received the most: 15

Group	Share of votes for group
Affluent 7	63%
Founding 6	56%
Big 6	26%
Southern 7	22%
Visegrád 4	2%

Country	Share of votes for country
Netherlands	16%
France	14%
Luxembourg	11%
Belgium	10%
Austria	8%
Sweden	7%
Denmark	5%
Finland	5%
UK	5%
Italy	4%
Ireland	3%
Czech Rep.	2%
Spain	2%
Estonia	1%
Latvia	1%
Lithuania	1%
Portugal	1%
Slovenia	1%

- Top %
- 10+ %
- 5-9 %
- 1-4 %

Rounded results. 0% shares not shown.

# Most Responsive Votes for Greece

**Q3** "In your view or experience, which other governments or EU member states have shown to be most responsive or are easiest to work with? (select up to five)"

- EU
- Big Six ▶
- Founding Six ▶
- Affluent Seven ▶
- Southern Seven ▶
- Visegrád Four ▶

- Austria
- Belgium
- Bulgaria
- Croatia
- Cyprus
- Czech Rep. ▶
- Denmark ▶
- Estonia
- Finland ▶
- France ▶
- Germany ▶
- Greece**
- Hungary ▶
- Ireland
- Italy ▶
- Latvia
- Lithuania
- Luxembourg
- Malta
- Netherlands ▶
- Poland ▶
- Portugal ▶
- Romania
- Slovakia
- Slovenia
- Spain ▶
- Sweden
- UK ▶

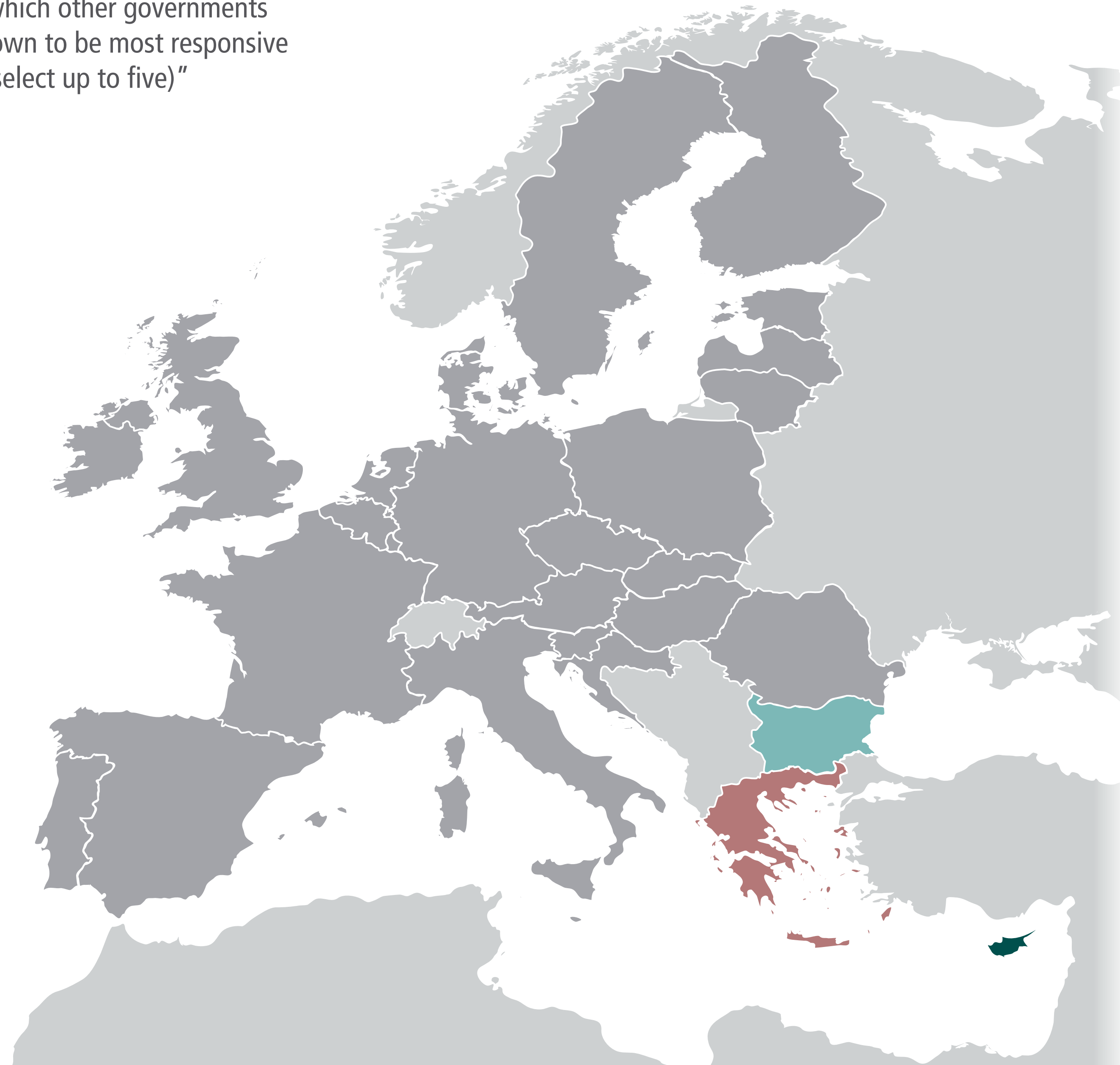
Preferences Overview

Most Contacted

Shared Interests

**Most Responsive**

Most Disappointing



Of 1201 votes by 342 respondents, Greece received 10 (0.8%)

2% Southern 7  
1% Big 6  
1% Founding 6

Share of votes by group

20% Cyprus  
6% Bulgaria  
4% Italy  
3% Romania  
2% Portugal  
1% France  
1% Spain

Share of votes by country

■ Top %  
■ 10+ %  
■ 5-9 %  
■ 1-4 %

Rounded results. 0% shares not shown.

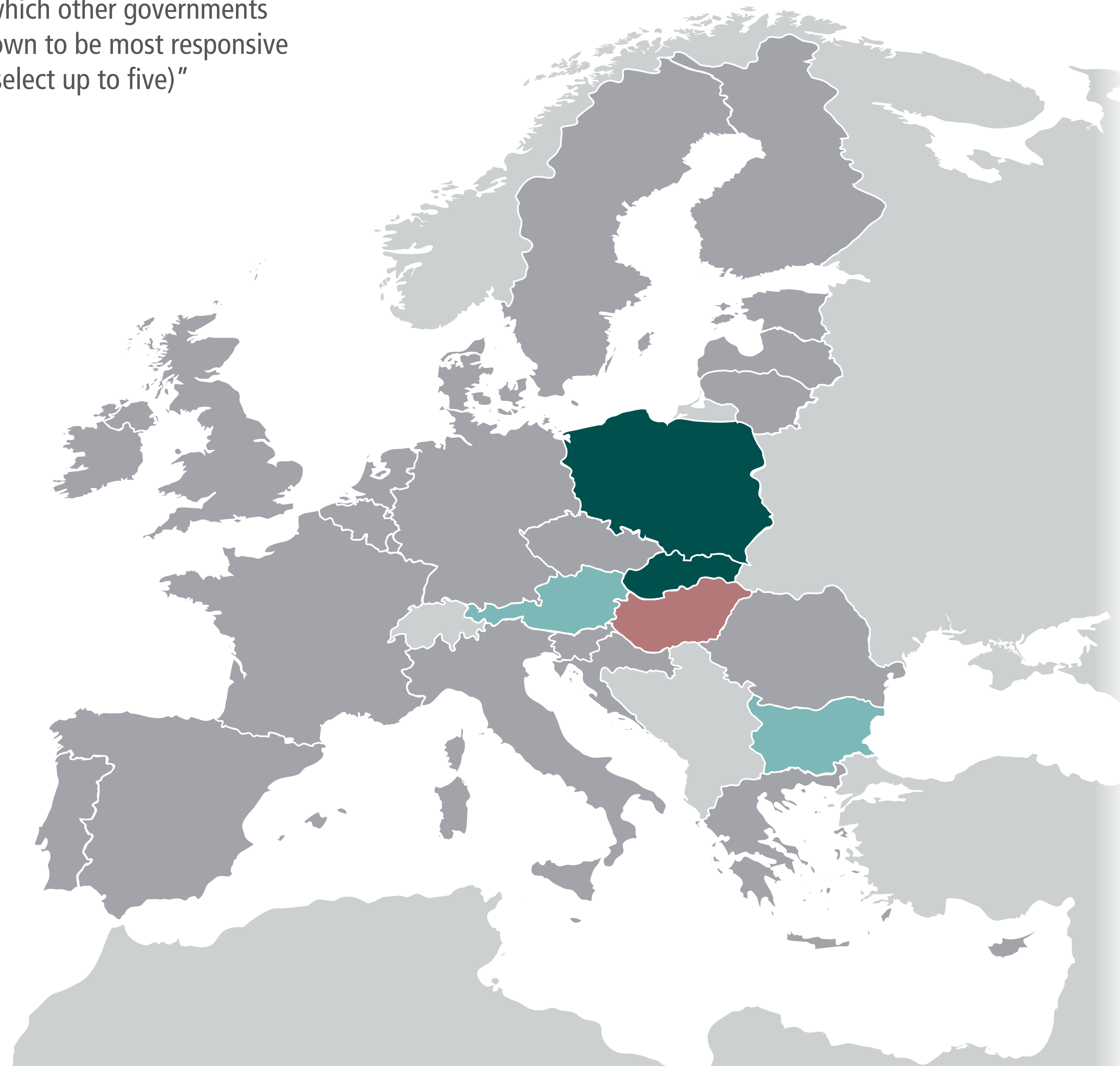
# Most Responsive Votes for Hungary by Hungary

**Q3** "In your view or experience, which other governments or EU member states have shown to be most responsive or are easiest to work with? (select up to five)"

- EU
- Big Six ▶
- Founding Six ▶
- Affluent Seven ▶
- Southern Seven ▶
- Visegrád Four ▶

- Austria
- Belgium
- Bulgaria
- Croatia
- Cyprus
- Czech Rep. ▶
- Denmark ▶
- Estonia
- Finland ▶
- France ▶
- Germany ▶
- Greece
- Hungary ▶**
- Ireland
- Italy ▶
- Latvia
- Lithuania
- Luxembourg
- Malta
- Netherlands ▶
- Poland ▶
- Portugal ▶
- Romania
- Slovakia
- Slovenia
- Spain ▶
- Sweden
- UK ▶

- Preferences Overview
- Most Contacted
- Shared Interests
- Most Responsive**
- Most Disappointing



Of 1201 votes by 342 respondents, Hungary received 17 (1.4%)

5% Visegrád 4  
2% Big 6  
Share of votes by group

11% Poland  
11% Slovakia  
6% Bulgaria  
5% Austria  
4% Czech Rep.  
3% Romania  
Share of votes by country

■ Top %  
■ 10+ %  
■ 5-9 %  
■ 1-4 %

Rounded results. 0% shares not shown.

# Most Responsive Votes for Hungary by Hungary

**Q3** "In your view or experience, which other governments or EU member states have shown to be most responsive or are easiest to work with? (select up to five)"

- EU
- Big Six ▶
- Founding Six ▶
- Affluent Seven ▶
- Southern Seven ▶
- Visegrád Four ▶

- Austria
- Belgium
- Bulgaria
- Croatia
- Cyprus
- Czech Rep. ▶
- Denmark ▶
- Estonia
- Finland ▶
- France ▶
- Germany ▶
- Greece
- Hungary ▶**
- Ireland
- Italy ▶
- Latvia
- Lithuania
- Luxembourg
- Malta
- Netherlands ▶
- Poland ▶
- Portugal ▶
- Romania
- Slovakia
- Slovenia
- Spain ▶
- Sweden
- UK ▶


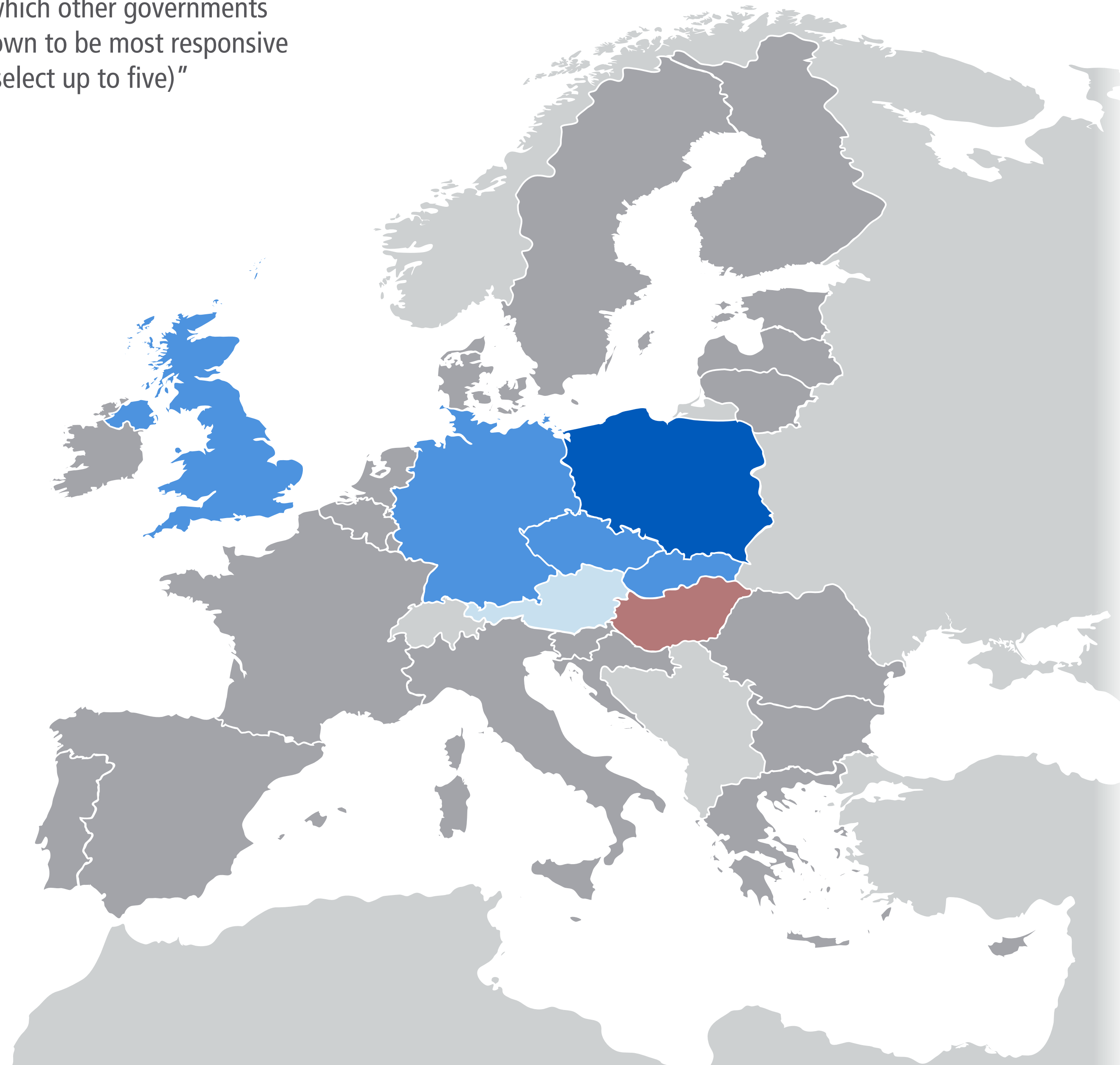
Preferences Overview

Most Contacted

Shared Interests

**Most Responsive**

Most Disappointing



Of 93 votes by 25 respondents, Poland received the most: 20

- 56% Visegrád 4
- 43% Big 6
- 15% Founding 6
- 11% Affluent 7
- 1% Southern 7

Share of votes for group

- 22% Poland
- 20% Slovakia
- 14% Czech Rep.
- 11% Germany
- 10% UK
- 6% Austria
- 4% Slovenia
- 2% Estonia
- 2% Netherlands
- 2% Romania
- 1% Belgium
- 1% Croatia
- 1% Finland
- 1% France
- 1% Ireland
- 1% Latvia

Share of votes for country

- Top %
- 10+ %
- 5-9 %
- 1-4 %

Rounded results. 0% shares not shown.

# Most Responsive Votes for Ireland

**Q3** "In your view or experience, which other governments or EU member states have shown to be most responsive or are easiest to work with? (select up to five)"

- EU
- Big Six ▶
- Founding Six ▶
- Affluent Seven ▶
- Southern Seven ▶
- Visegrád Four ▶

- Austria
- Belgium
- Bulgaria
- Croatia
- Cyprus
- Czech Rep. ▶
- Denmark ▶
- Estonia
- Finland ▶
- France ▶
- Germany ▶
- Greece
- Hungary ▶
- Ireland
- Italy ▶
- Latvia
- Lithuania
- Luxembourg
- Malta
- Netherlands ▶
- Poland ▶
- Portugal ▶
- Romania
- Slovakia
- Slovenia
- Spain ▶
- Sweden
- UK ▶


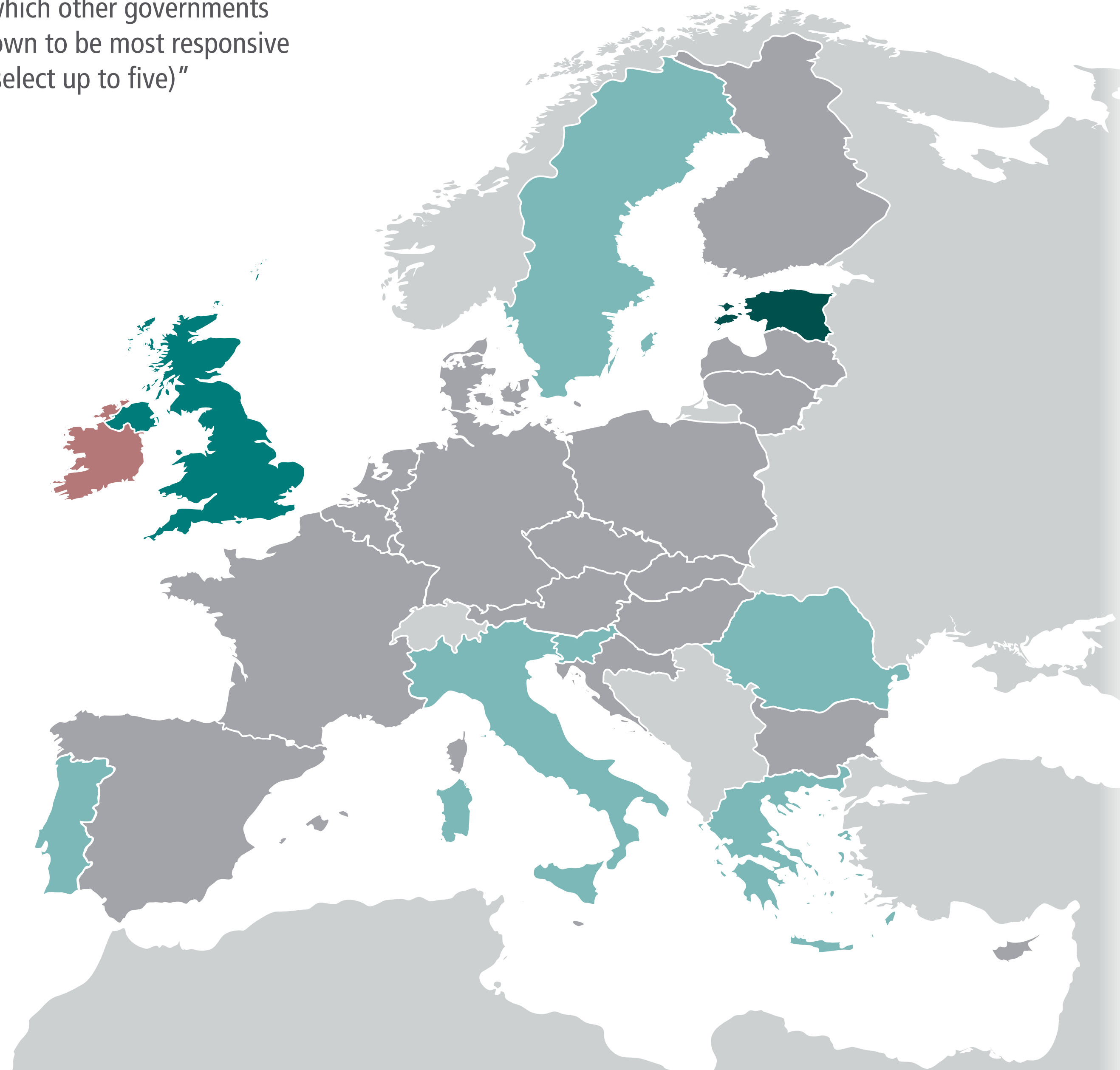
Preferences Overview

Most Contacted

Shared Interests

**Most Responsive**

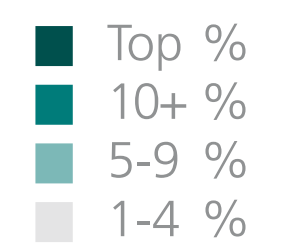
Most Disappointing



Of 1201 votes by 342 respondents, Ireland received 38 (3.2%)

Share of votes by group
4%
3%
3%
2%
1%

Share of votes by country
17%
11%
9%
9%
7%
6%
5%
5%
4%
4%
4%
3%
3%
3%
2%
2%
2%
2%
2%
2%
1%
1%



Rounded results. 0% shares not shown.

# Most Responsive Votes for Italy by Italy

**Q3** "In your view or experience, which other governments or EU member states have shown to be most responsive or are easiest to work with? (select up to five)"

- EU
- Big Six ▶
- Founding Six ▶
- Affluent Seven ▶
- Southern Seven ▶
- Visegrád Four ▶

- Austria
- Belgium
- Bulgaria
- Croatia
- Cyprus
- Czech Rep. ▶
- Denmark ▶
- Estonia
- Finland ▶
- France ▶
- Germany ▶
- Greece
- Hungary ▶
- Ireland
- Italy ▶**
- Latvia
- Lithuania
- Luxembourg
- Malta
- Netherlands ▶
- Poland ▶
- Portugal ▶
- Romania
- Slovakia
- Slovenia
- Spain ▶
- Sweden
- UK ▶


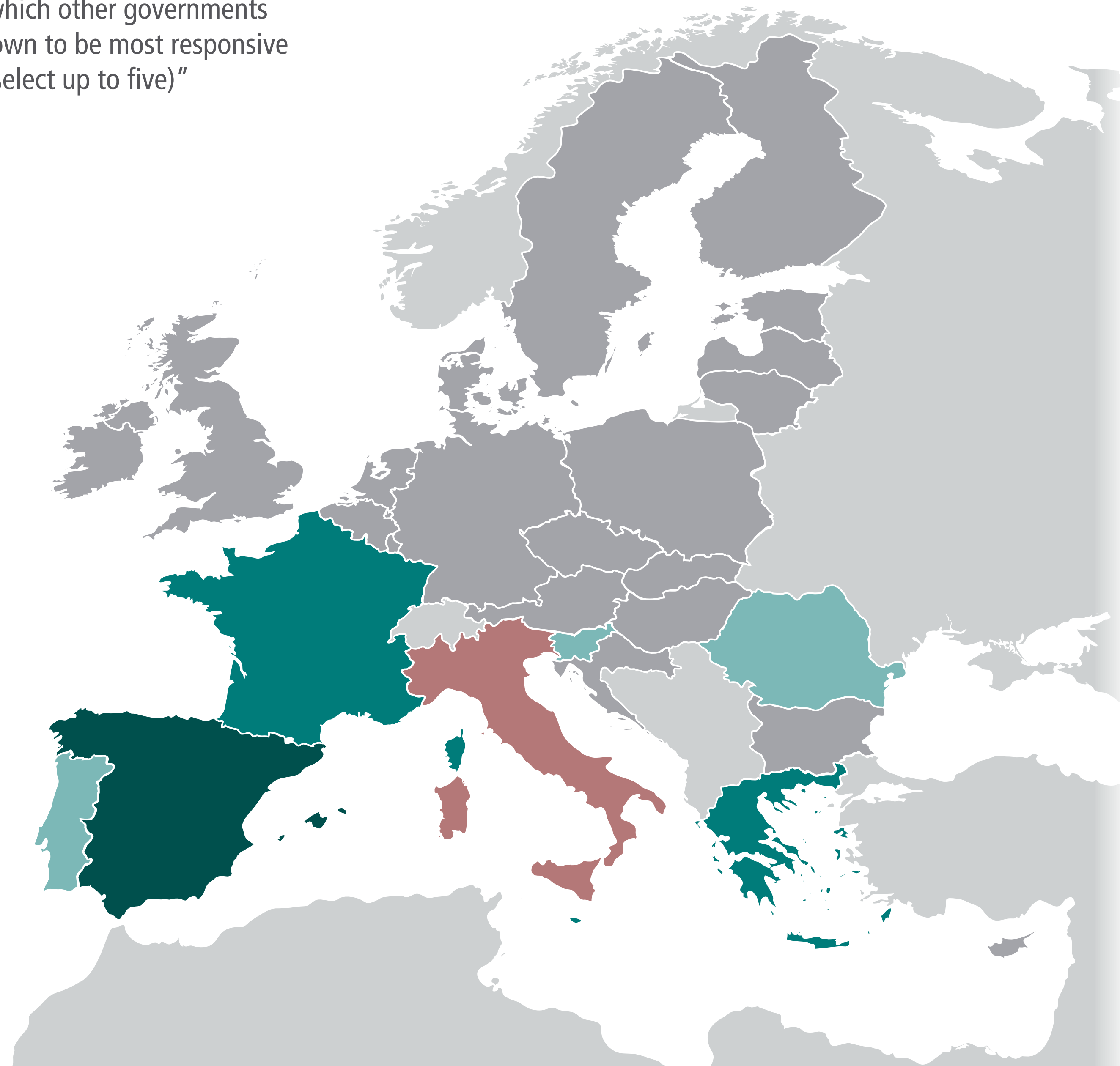
Preferences Overview

Most Contacted

Shared Interests

**Most Responsive**

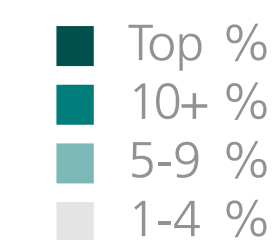
Most Disappointing



Of 1201 votes by 342 respondents, Italy received 53 (4.4%)

Share of votes by group	
10%	Southern 7
7%	Big 6
6%	Founding 6
2%	Affluent 7
1%	Visegrád 4

Share of votes by country	
16%	Spain
14%	France
14%	Malta
13%	Greece
7%	Portugal
6%	Romania
5%	Slovenia
4%	Belgium
4%	Germany
3%	Bulgaria
2%	Finland
2%	Netherlands
2%	Poland
1%	Denmark



Rounded results. 0% shares not shown.



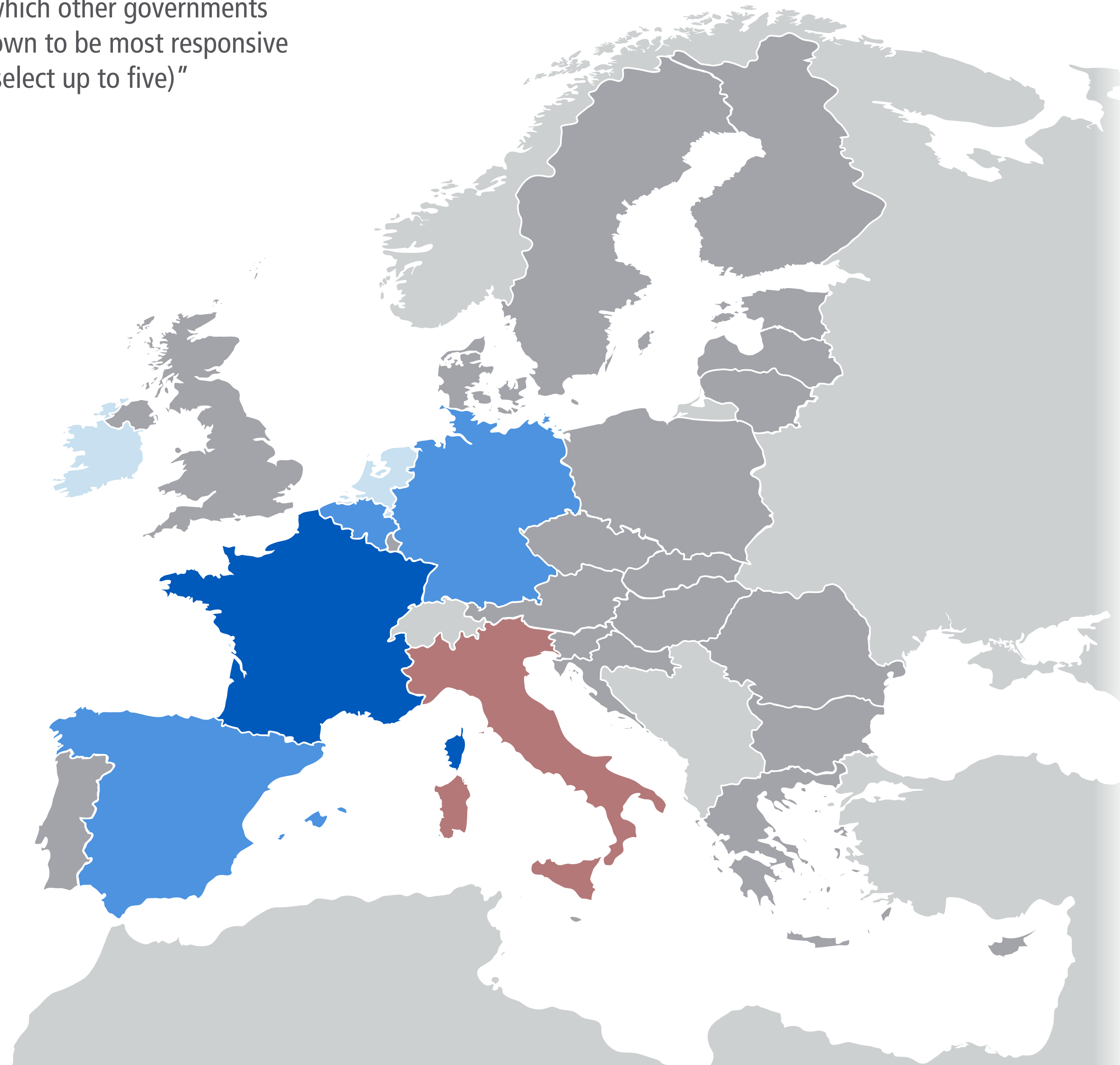
# Most Responsive Votes for Italy by Italy

**Q3** "In your view or experience, which other governments or EU member states have shown to be most responsive or are easiest to work with? (select up to five)"

- EU
- Big Six ▶
- Founding Six ▶
- Affluent Seven ▶
- Southern Seven ▶
- Visegrád Four ▶

- Austria
- Belgium
- Bulgaria
- Croatia
- Cyprus
- Czech Rep. ▶
- Denmark ▶
- Estonia
- Finland ▶
- France ▶
- Germany ▶
- Greece
- Hungary ▶
- Ireland
- Italy ▶**
- Latvia
- Lithuania
- Luxembourg
- Malta
- Netherlands ▶
- Poland ▶
- Portugal ▶
- Romania
- Slovakia
- Slovenia
- Spain ▶
- Sweden
- UK ▶

- Preferences Overview
- Most Contacted
- Shared Interests
- Most Responsive**
- Most Disappointing



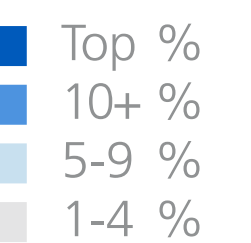
Of 85 votes by 23 respondents, France received the most: 13

53%	Founding 6
46%	Big 6
39%	Southern 7
29%	Affluent 7
2%	Visegrád 4

Share of votes for group

15%	France
14%	Germany
13%	Spain
12%	Belgium
8%	Netherlands
5%	Ireland
4%	Greece
4%	Luxembourg
4%	Malta
4%	Slovenia
4%	Sweden
2%	Croatia
2%	Portugal
2%	UK
1%	Austria
1%	Cyprus
1%	Finland
1%	Lithuania
1%	Poland
1%	Romania
1%	Slovakia

Share of votes for country



Rounded results. 0% shares not shown.

# Most Responsive Votes for Latvia

Q3

“In your view or experience, which other governments or EU member states have shown to be most responsive or are easiest to work with? (select up to five)”

- EU
- Big Six ▶
- Founding Six ▶
- Affluent Seven ▶
- Southern Seven ▶
- Visegrád Four ▶

- Austria
- Belgium
- Bulgaria
- Croatia
- Cyprus
- Czech Rep. ▶
- Denmark ▶
- Estonia
- Finland ▶
- France ▶
- Germany ▶
- Greece
- Hungary ▶
- Ireland
- Italy ▶
- Latvia**
- Lithuania
- Luxembourg
- Malta
- Netherlands ▶
- Poland ▶
- Portugal ▶
- Romania
- Slovakia
- Slovenia
- Spain ▶
- Sweden
- UK ▶


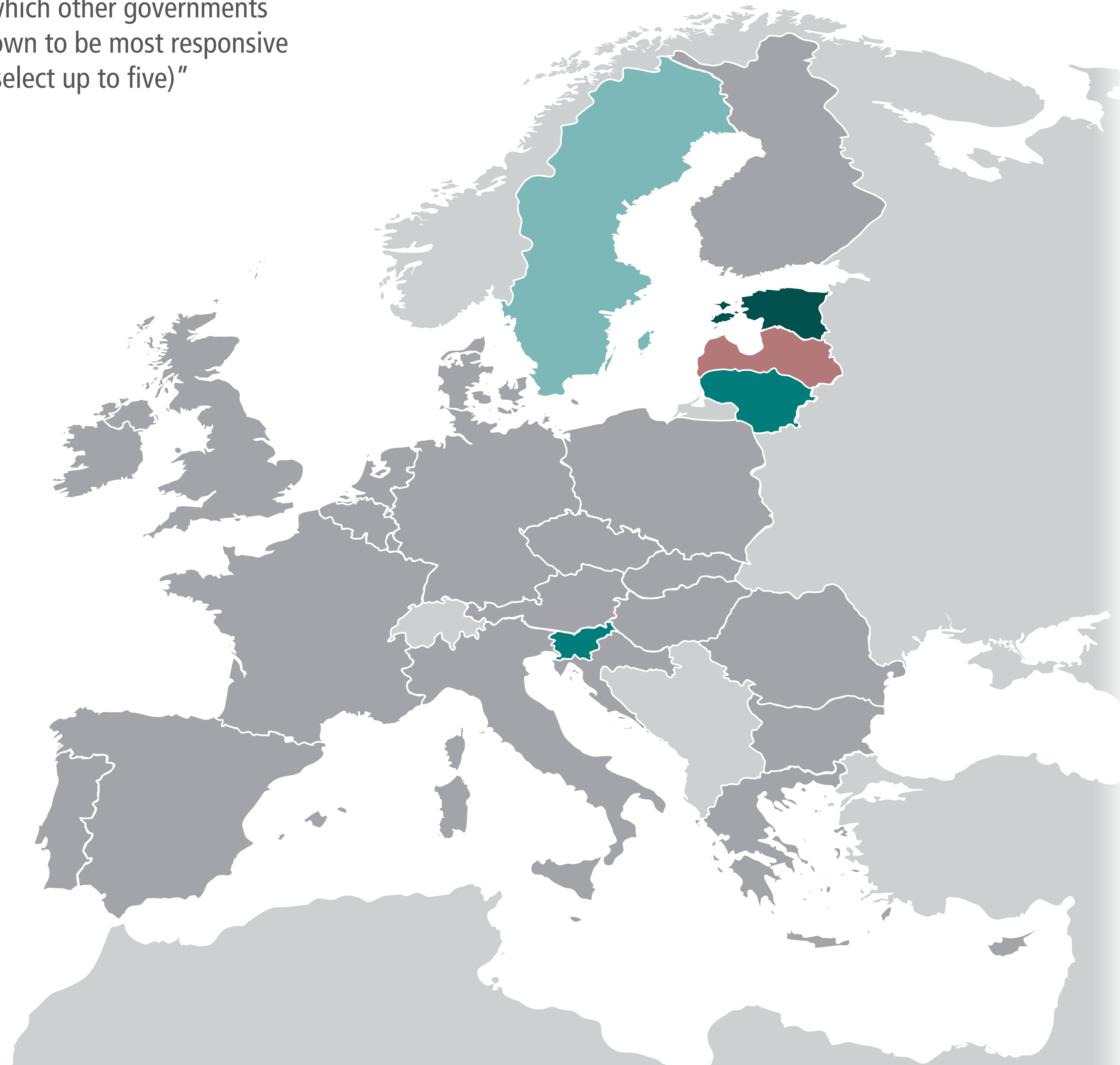
Preferences Overview

Most Contacted

Shared Interests

**Most Responsive**

Most Disappointing



Of 1201 votes by 342 respondents, Latvia received 19 (1.6%)

2% Affluent 7  
2% Visegrád 4  
1% Big 6

Share of votes by group

17% Estonia  
15% Lithuania  
11% Slovenia  
9% Sweden  
4% Poland  
2% Czech Rep.  
2% Netherlands  
1% Denmark  
1% Germany  
1% Hungary

Share of votes by country

■ Top %  
■ 10+ %  
■ 5-9 %  
■ 1-4 %

Rounded results. 0% shares not shown.

# Most Responsive Votes for Lithuania

## Q3

“In your view or experience, which other governments or EU member states have shown to be most responsive or are easiest to work with? (select up to five)”

- EU
- Big Six ▶
- Founding Six ▶
- Affluent Seven ▶
- Southern Seven ▶
- Visegrád Four ▶

- Austria
- Belgium
- Bulgaria
- Croatia
- Cyprus
- Czech Rep. ▶
- Denmark ▶
- Estonia
- Finland ▶
- France ▶
- Germany ▶
- Greece
- Hungary ▶
- Ireland
- Italy ▶
- Latvia
- Lithuania**
- Luxembourg
- Malta
- Netherlands ▶
- Poland ▶
- Portugal ▶
- Romania
- Slovakia
- Slovenia
- Spain ▶
- Sweden
- UK ▶


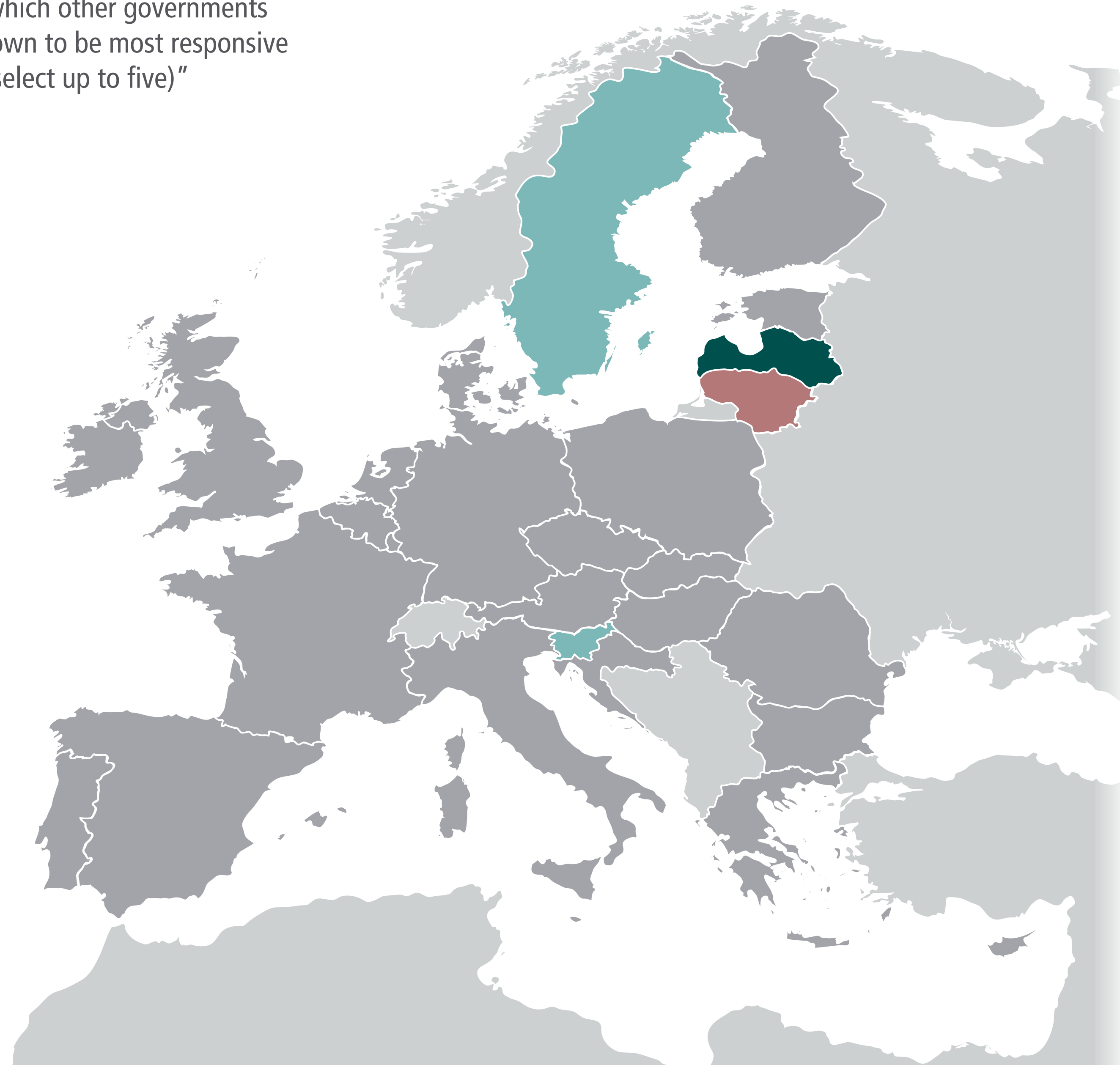
Preferences Overview

Most Contacted

Shared Interests

**Most Responsive**

Most Disappointing



Of 1201 votes by 342 respondents, Lithuania received 14 (1.2%)

2%	Visegrád 4	Share of votes by group
1%	Affluent 7	
1%	Big 6	
1%	Founding 6	

9%	Latvia	Share of votes by country
6%	Sweden	
5%	Slovenia	
4%	Czech Rep.	
4%	Poland	
2%	Netherlands	
1%	Denmark	
1%	Germany	
1%	Italy	

■ Top %  
■ 10+ %  
■ 5-9 %  
■ 1-4 %

Rounded results. 0% shares not shown.

# Most Responsive Votes for Luxembourg

**Q3** "In your view or experience, which other governments or EU member states have shown to be most responsive or are easiest to work with? (select up to five)"

- EU
- Big Six ▶
- Founding Six ▶
- Affluent Seven ▶
- Southern Seven ▶
- Visegrád Four ▶

- Austria
- Belgium
- Bulgaria
- Croatia
- Cyprus
- Czech Rep. ▶
- Denmark ▶
- Estonia
- Finland ▶
- France ▶
- Germany ▶
- Greece
- Hungary ▶
- Ireland
- Italy ▶
- Latvia
- Lithuania
- Luxembourg**
- Malta
- Netherlands ▶
- Poland ▶
- Portugal ▶
- Romania
- Slovakia
- Slovenia
- Spain ▶
- Sweden
- UK ▶


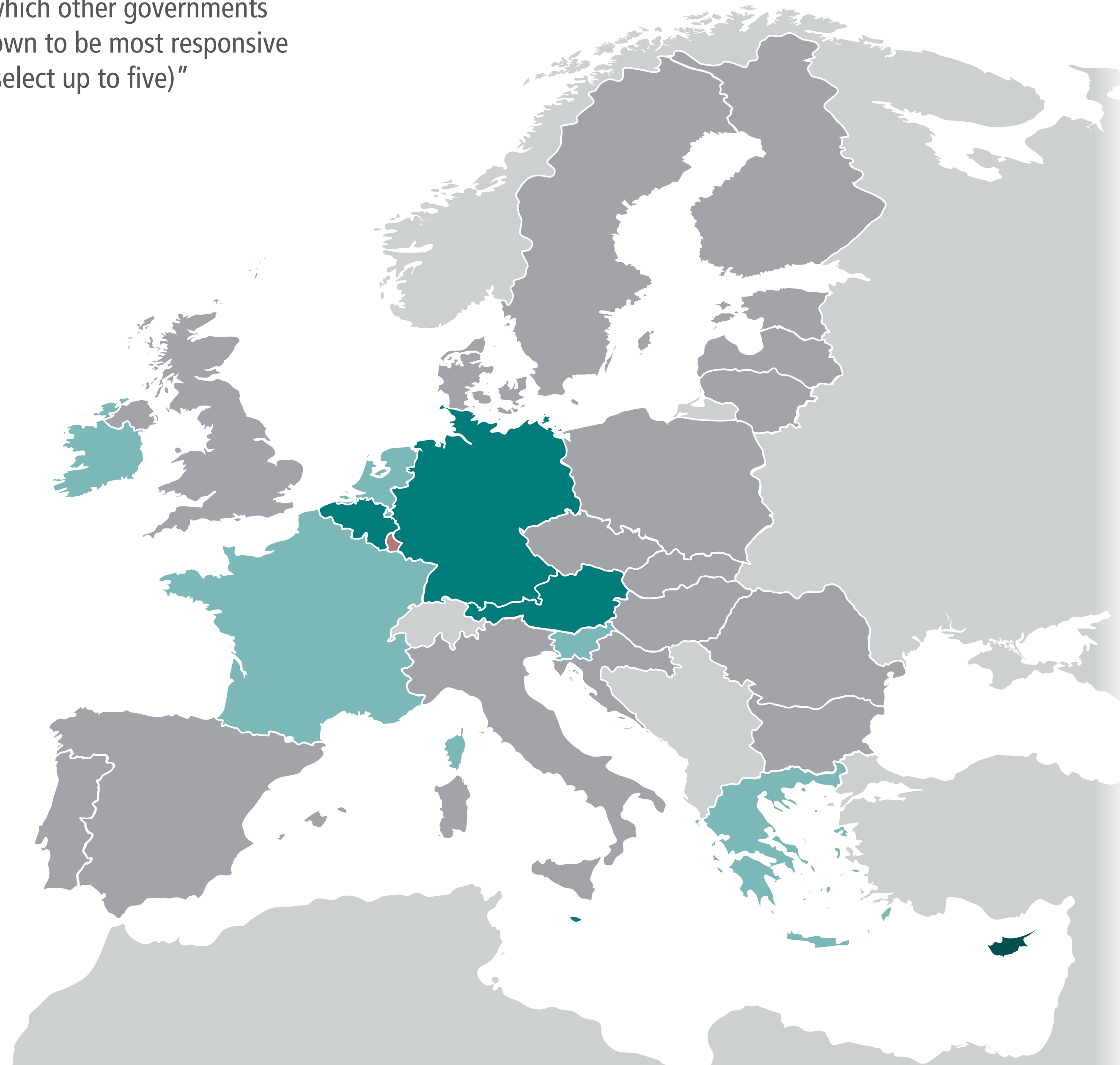
Preferences Overview

Most Contacted

Shared Interests

**Most Responsive**

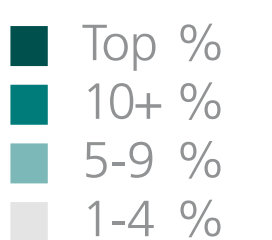
Most Disappointing



Of 1201 votes by 342 respondents, Luxembourg received 49 (4.1%)

9%	Founding 6	Share of votes by group
6%	Affluent 7	
5%	Big 6	
5%	Southern 7	

20%	Cyprus	Share of votes by country
17%	Belgium	
14%	Austria	
14%	Malta	
11%	Germany	
9%	Netherlands	
8%	France	
7%	Greece	
7%	Ireland	
5%	Slovenia	
4%	Italy	
3%	Bulgaria	
3%	Romania	
2%	Spain	
1%	Denmark	



Rounded results. 0% shares not shown.

# Most Responsive Votes for Malta

Q3

“In your view or experience, which other governments or EU member states have shown to be most responsive or are easiest to work with? (select up to five)”

- EU
- Big Six ▶
- Founding Six ▶
- Affluent Seven ▶
- Southern Seven ▶
- Visegrád Four ▶

- Austria
- Belgium
- Bulgaria
- Croatia
- Cyprus
- Czech Rep. ▶
- Denmark ▶
- Estonia
- Finland ▶
- France ▶
- Germany ▶
- Greece
- Hungary ▶
- Ireland
- Italy ▶
- Latvia
- Lithuania
- Luxembourg
- Malta**
- Netherlands ▶
- Poland ▶
- Portugal ▶
- Romania
- Slovakia
- Slovenia
- Spain ▶
- Sweden
- UK ▶

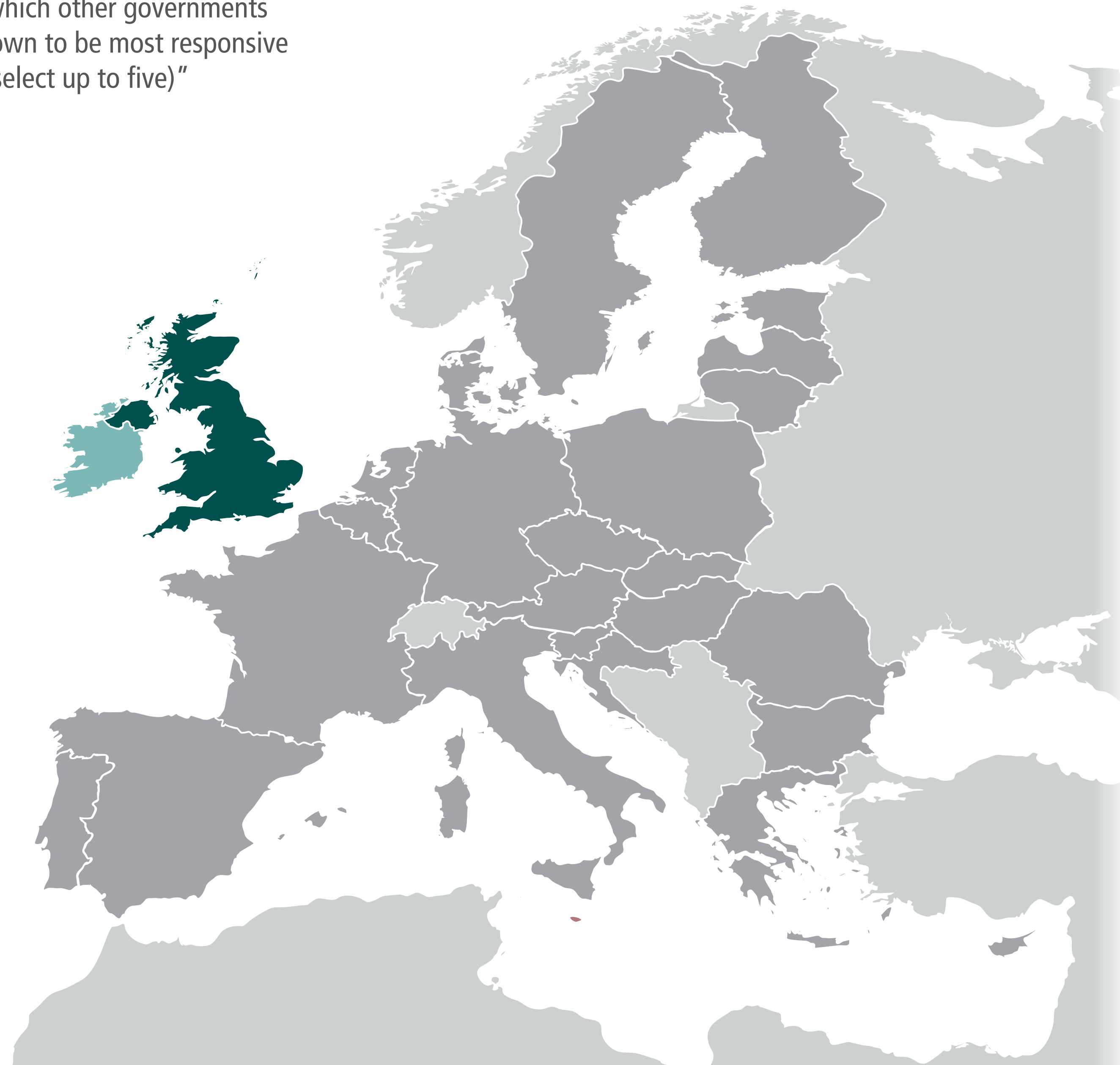
Preferences Overview

Most Contacted

Shared Interests

**Most Responsive**

Most Disappointing



Of 1201 votes by 342 respondents, Malta received 8 (0.7%)

1% Big 6  
1% Founding 6  
1% Southern 7

Share of votes by group

9% UK  
7% Ireland  
4% Italy  
1% Poland

Share of votes by country

■ Top %  
■ 10+ %  
■ 5-9 %  
■ 1-4 %

Rounded results. 0% shares not shown.

# Most Responsive Votes for Netherlands by Netherlands

**Q3** "In your view or experience, which other governments or EU member states have shown to be most responsive or are easiest to work with? (select up to five)"

- EU
- Big Six ▶
- Founding Six ▶
- Affluent Seven ▶
- Southern Seven ▶
- Visegrád Four ▶

- Austria
- Belgium
- Bulgaria
- Croatia
- Cyprus
- Czech Rep. ▶
- Denmark ▶
- Estonia
- Finland ▶
- France ▶
- Germany ▶
- Greece
- Hungary ▶
- Ireland
- Italy ▶
- Latvia
- Lithuania
- Luxembourg
- Malta
- Netherlands ▶**
- Poland ▶
- Portugal ▶
- Romania
- Slovakia
- Slovenia
- Spain ▶
- Sweden
- UK ▶

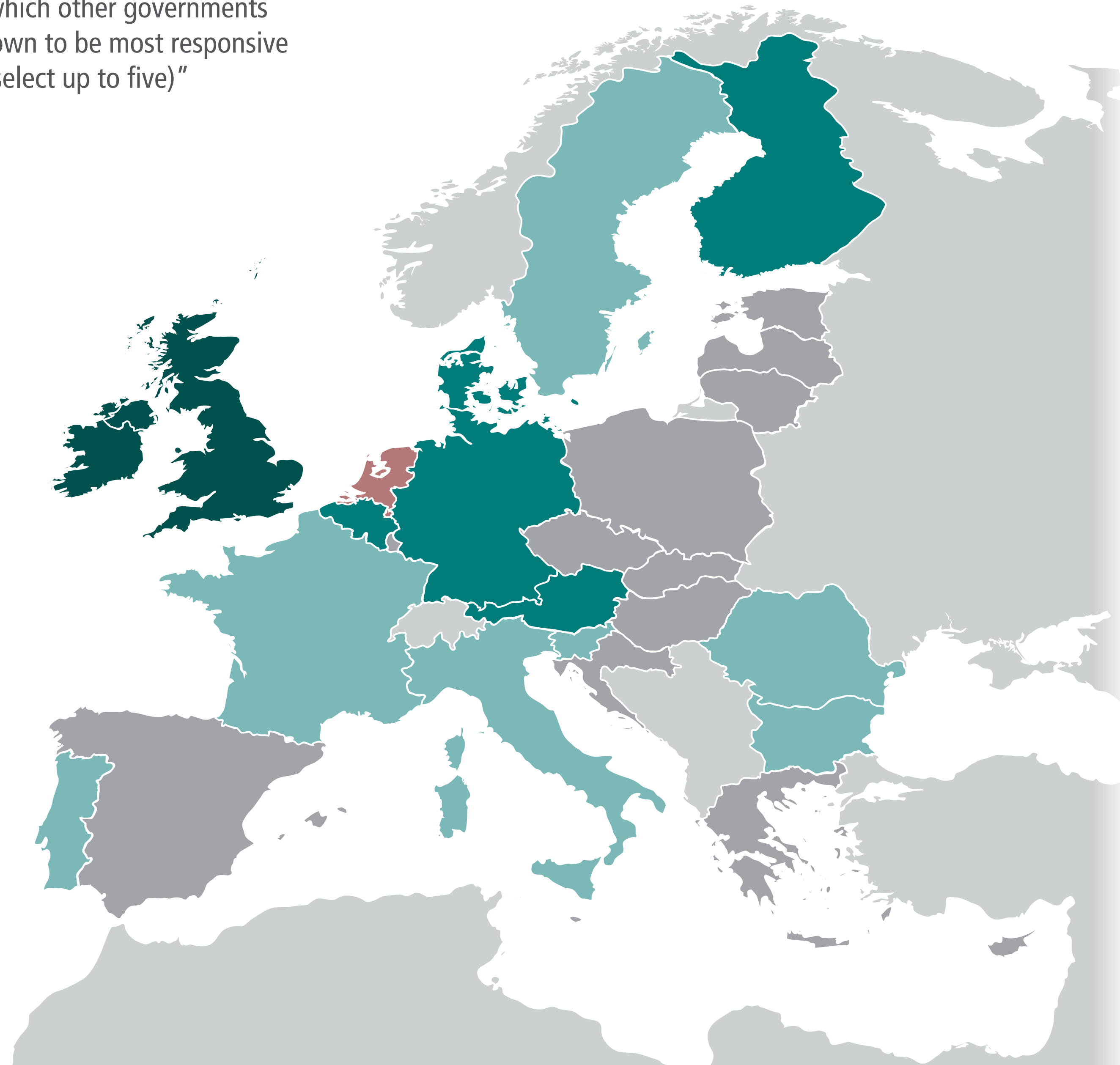
Preferences Overview

Most Contacted

Shared Interests

**Most Responsive**

Most Disappointing



Of 1201 votes by 342 respondents, Netherlands received 89 (7.4%)

Share of votes by group	
11%	Affluent 7
9%	Founding 6
7%	Big 6
5%	Southern 7
2%	Visegrád 4

Share of votes by country	
20%	Ireland
20%	UK
19%	Denmark
16%	Germany
15%	Belgium
10%	Austria
10%	Finland
9%	Sweden
8%	Italy
7%	Portugal
6%	Bulgaria
6%	France
6%	Romania
5%	Slovenia
4%	Czech Rep.
2%	Hungary
2%	Spain

- Top %
- 10+ %
- 5-9 %
- 1-4 %

Rounded results. 0% shares not shown.

# Most Responsive Votes for Netherlands by Netherlands

**Q3** "In your view or experience, which other governments or EU member states have shown to be most responsive or are easiest to work with? (select up to five)"

- EU
- Big Six ▶
- Founding Six ▶
- Affluent Seven ▶
- Southern Seven ▶
- Visegrád Four ▶

- Austria
- Belgium
- Bulgaria
- Croatia
- Cyprus
- Czech Rep. ▶
- Denmark ▶
- Estonia
- Finland ▶
- France ▶
- Germany ▶
- Greece
- Hungary ▶
- Ireland
- Italy ▶
- Latvia
- Lithuania
- Luxembourg
- Malta
- Netherlands ▶**
- Poland ▶
- Portugal ▶
- Romania
- Slovakia
- Slovenia
- Spain ▶
- Sweden
- UK ▶

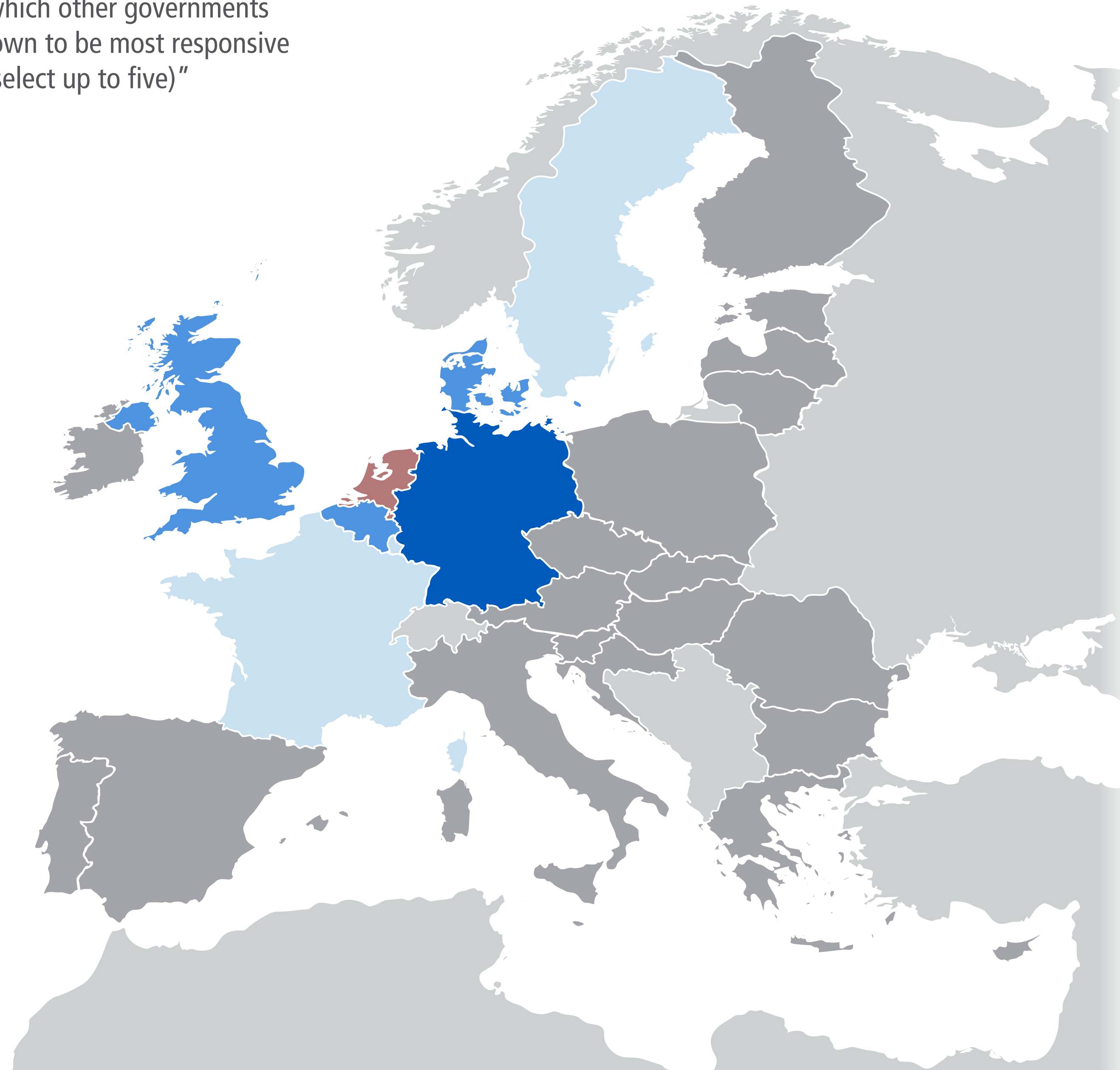
Preferences Overview

Most Contacted

Shared Interests

**Most Responsive**

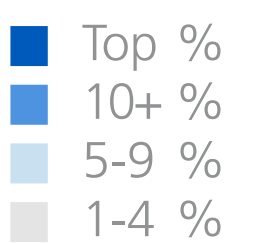
Most Disappointing



Of 58 votes by 14 respondents, Germany received the most: 11

Share of votes for group	Group
47%	Affluent 7
47%	Founding 6
40%	Big 6
10%	Southern 7
5%	Visegrád 4

Share of votes for country	Country
19%	Germany
12%	Belgium
12%	Denmark
10%	UK
9%	Luxembourg
9%	Sweden
5%	France
3%	Austria
3%	Czech Rep.
3%	Estonia
3%	Spain
2%	Finland
2%	Ireland
2%	Italy
2%	Latvia
2%	Lithuania
2%	Slovakia



Rounded results. 0% shares not shown.

# Most Responsive Votes for Poland by Poland

**Q3** "In your view or experience, which other governments or EU member states have shown to be most responsive or are easiest to work with? (select up to five)"

- EU
- Big Six ▶
- Founding Six ▶
- Affluent Seven ▶
- Southern Seven ▶
- Visegrád Four ▶

- Austria
- Belgium
- Bulgaria
- Croatia
- Cyprus
- Czech Rep. ▶
- Denmark ▶
- Estonia
- Finland ▶
- France ▶
- Germany ▶
- Greece
- Hungary ▶
- Ireland
- Italy ▶
- Latvia
- Lithuania
- Luxembourg
- Malta
- Netherlands ▶
- Poland ▶**
- Portugal ▶
- Romania
- Slovakia
- Slovenia
- Spain ▶
- Sweden
- UK ▶


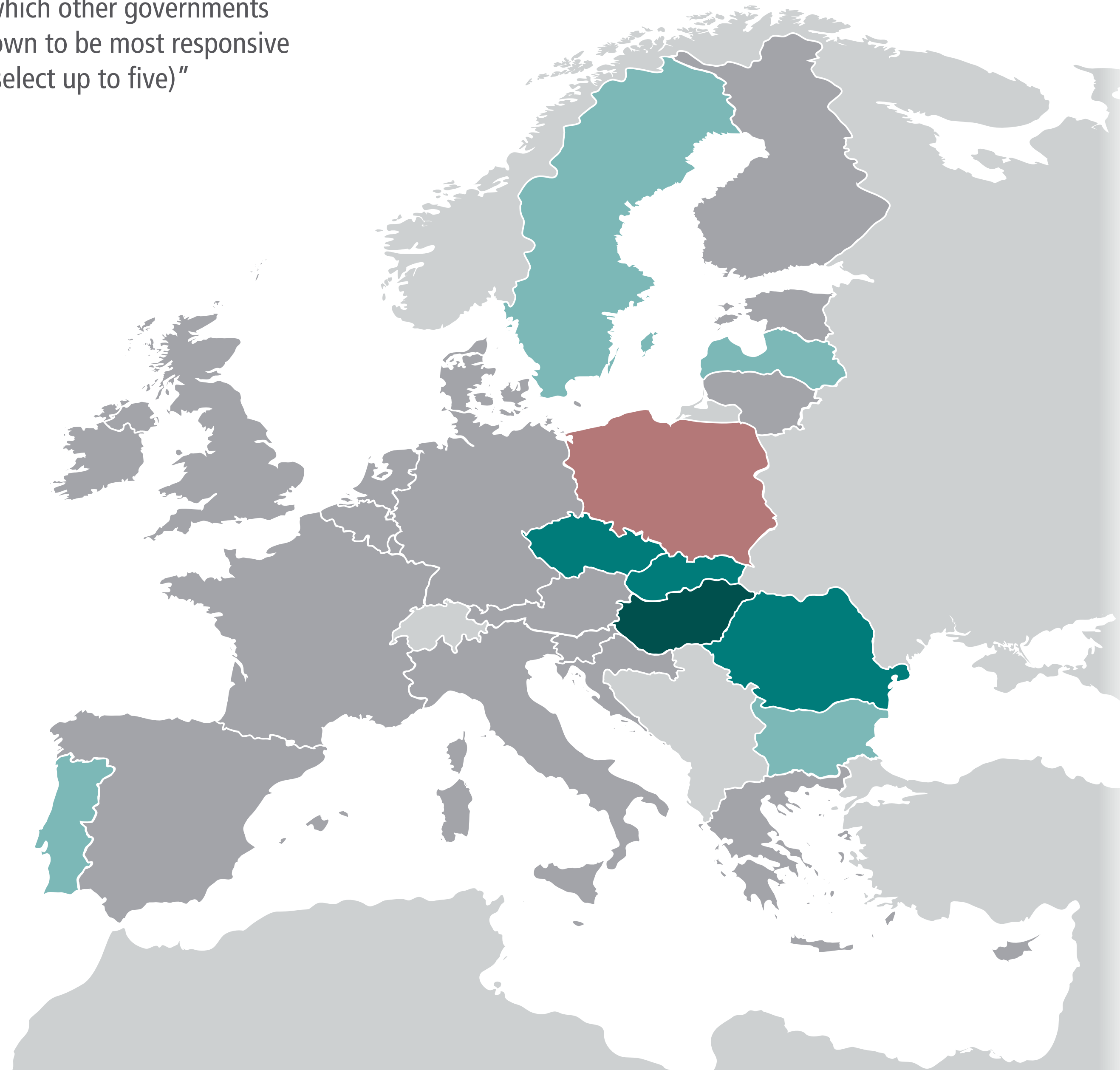
Preferences Overview

Most Contacted

Shared Interests

**Most Responsive**

Most Disappointing



Of 1201 votes by 342 respondents, Poland received 46 (3.8%)

- 11% Visegrád 4
- 2% Southern 7
- 1% Affluent 7
- 1% Big 6
- 1% Founding 6

Share of votes by group

- 22% Hungary
- 14% Romania
- 11% Czech Rep.
- 11% Slovakia
- 9% Latvia
- 6% Bulgaria
- 6% Portugal
- 6% Sweden
- 3% UK
- 2% Belgium
- 2% Spain
- 1% Denmark
- 1% France
- 1% Italy

Share of votes by country

- Top %
- 10+ %
- 5-9 %
- 1-4 %

Rounded results. 0% shares not shown.



# Most Responsive Votes for Poland by Poland

**Q3** "In your view or experience, which other governments or EU member states have shown to be most responsive or are easiest to work with? (select up to five)"

- EU
- Big Six ▶
- Founding Six ▶
- Affluent Seven ▶
- Southern Seven ▶
- Visegrád Four ▶

- Austria
- Belgium
- Bulgaria
- Croatia
- Cyprus
- Czech Rep. ▶
- Denmark ▶
- Estonia
- Finland ▶
- France ▶
- Germany ▶
- Greece
- Hungary ▶
- Ireland
- Italy ▶
- Latvia
- Lithuania
- Luxembourg
- Malta
- Netherlands ▶
- Poland ▶**
- Portugal ▶
- Romania
- Slovakia
- Slovenia
- Spain ▶
- Sweden
- UK ▶

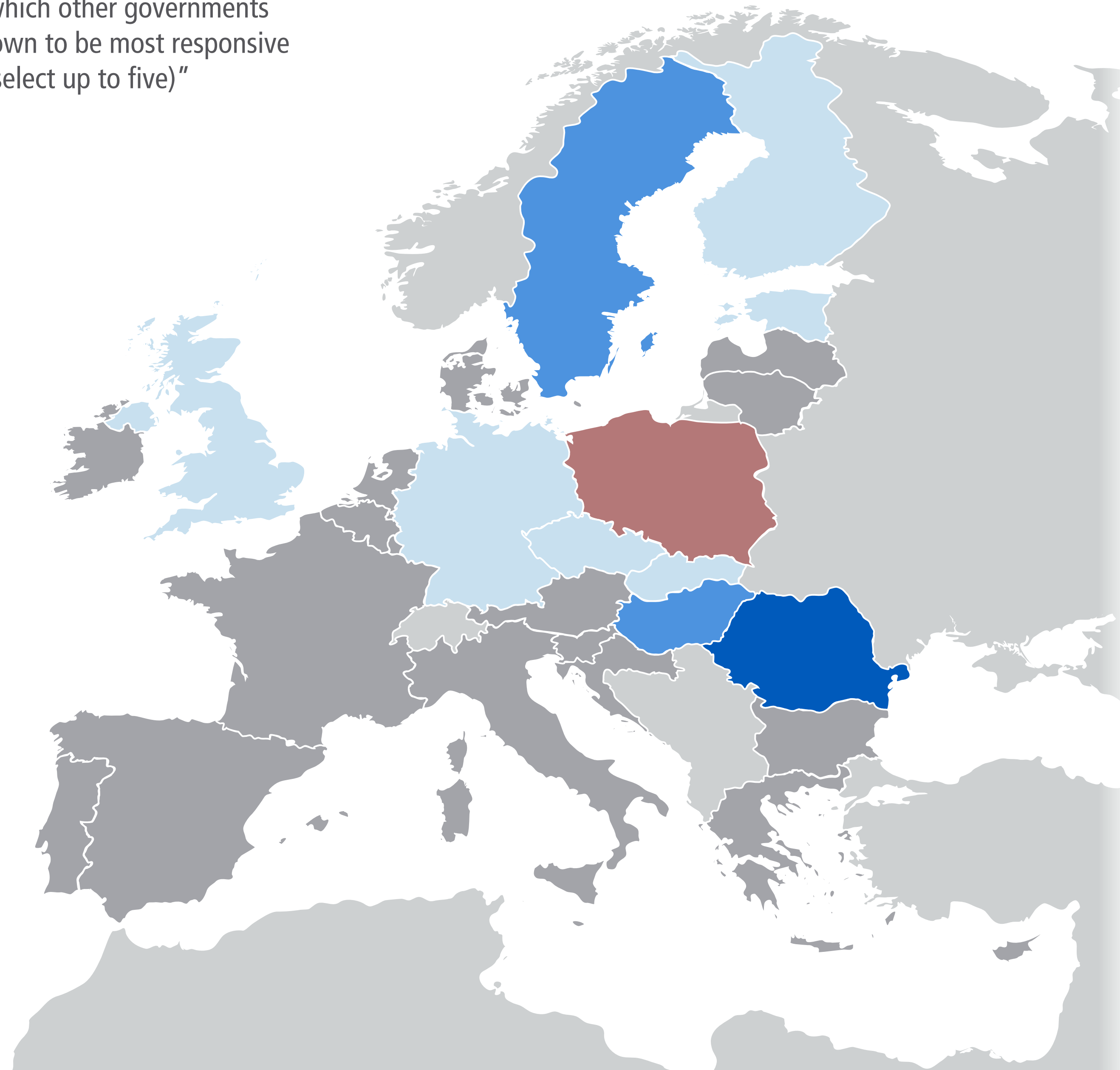
Preferences Overview

Most Contacted

Shared Interests

**Most Responsive**

Most Disappointing



Of 95 votes by 26 respondents, Romania received the most: 14

Share of votes for group	Group
25%	Visegrád 4
22%	Affluent 7
16%	Big 6
12%	Founding 6
5%	Southern 7

Share of votes for country	Country
15%	Romania
12%	Sweden
11%	Hungary
9%	Slovakia
8%	Estonia
6%	Germany
5%	Czech Rep.
5%	Finland
5%	UK
4%	Latvia
4%	Lithuania
3%	Croatia
2%	Belgium
2%	Denmark
2%	Italy
1%	Austria
1%	France
1%	Malta
1%	Slovenia
1%	Spain

- Top %
- 10+ %
- 5-9 %
- 1-4 %

Rounded results. 0% shares not shown.


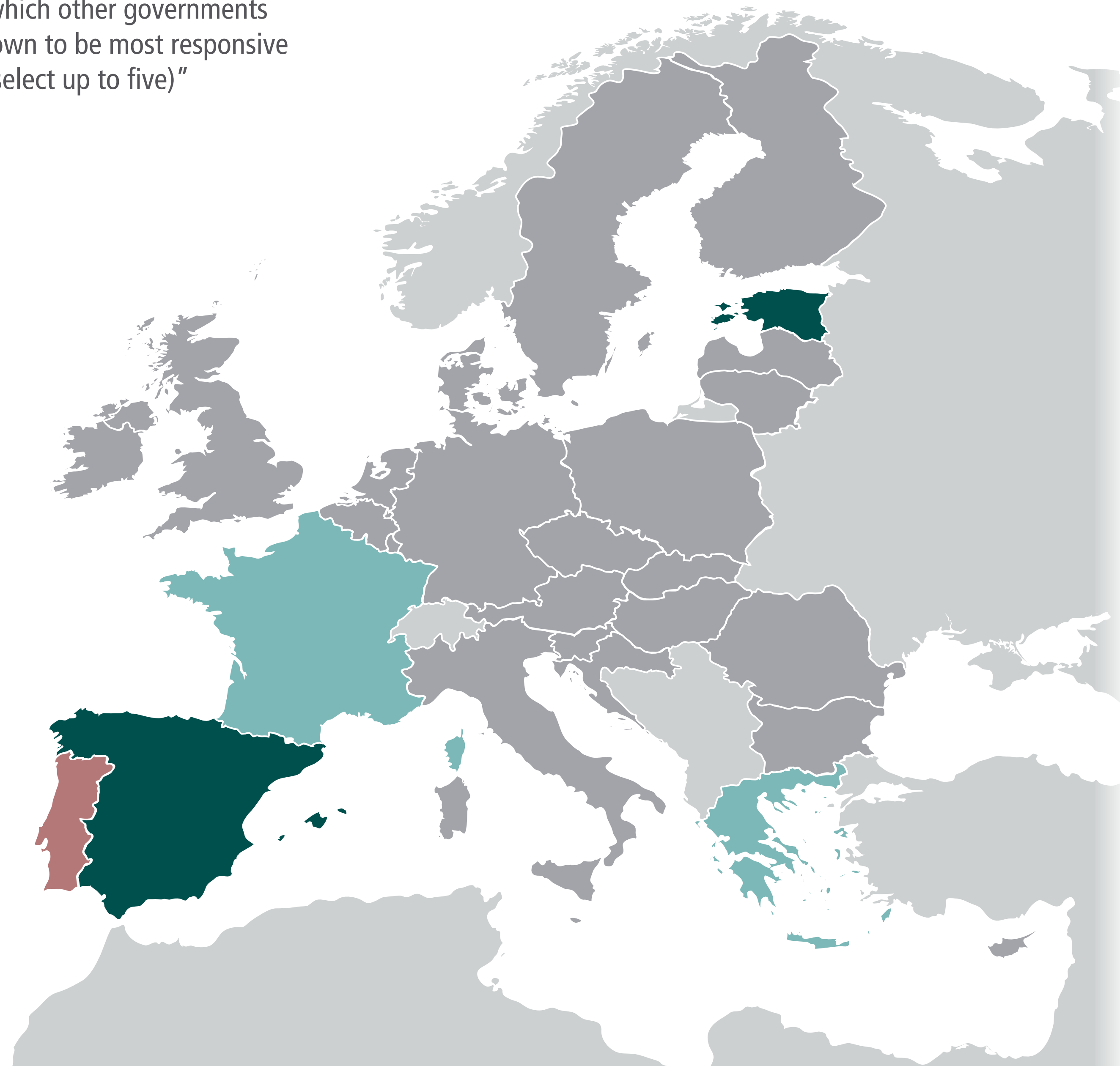
# Most Responsive Votes for Portugal by Portugal

**Q3** "In your view or experience, which other governments or EU member states have shown to be most responsive or are easiest to work with? (select up to five)"

- EU
- Big Six ▶
- Founding Six ▶
- Affluent Seven ▶
- Southern Seven ▶
- Visegrád Four ▶

- Austria
- Belgium
- Bulgaria
- Croatia
- Cyprus
- Czech Rep. ▶
- Denmark ▶
- Estonia
- Finland ▶
- France ▶
- Germany ▶
- Greece
- Hungary ▶
- Ireland
- Italy ▶
- Latvia
- Lithuania
- Luxembourg
- Malta
- Netherlands ▶
- Poland ▶
- Portugal ▶**
- Romania
- Slovakia
- Slovenia
- Spain ▶
- Sweden
- UK ▶

- Preferences Overview
- Most Contacted
- Shared Interests
- Most Responsive**
- Most Disappointing



Of 1201 votes by 342 respondents, Portugal received 29 (2.4%)

- 7% Southern 7
- 5% Big 6
- 3% Founding 6
- 1% Affluent 7

Share of votes by group

- 17% Estonia
- 17% Spain
- 7% Greece
- 6% France
- 3% Sweden
- 2% Belgium
- 2% Italy
- 1% Germany

Share of votes by country

- Top %
- 10+ %
- 5-9 %
- 1-4 %

Rounded results. 0% shares not shown.

# Most Responsive Votes for Portugal by Portugal

**Q3** "In your view or experience, which other governments or EU member states have shown to be most responsive or are easiest to work with? (select up to five)"

- EU
- Big Six ▶
- Founding Six ▶
- Affluent Seven ▶
- Southern Seven ▶
- Visegrád Four ▶

- Austria
- Belgium
- Bulgaria
- Croatia
- Cyprus
- Czech Rep. ▶
- Denmark ▶
- Estonia
- Finland ▶
- France ▶
- Germany ▶
- Greece
- Hungary ▶
- Ireland
- Italy ▶
- Latvia
- Lithuania
- Luxembourg
- Malta
- Netherlands ▶
- Poland ▶
- Portugal ▶**
- Romania
- Slovakia
- Slovenia
- Spain ▶
- Sweden
- UK ▶

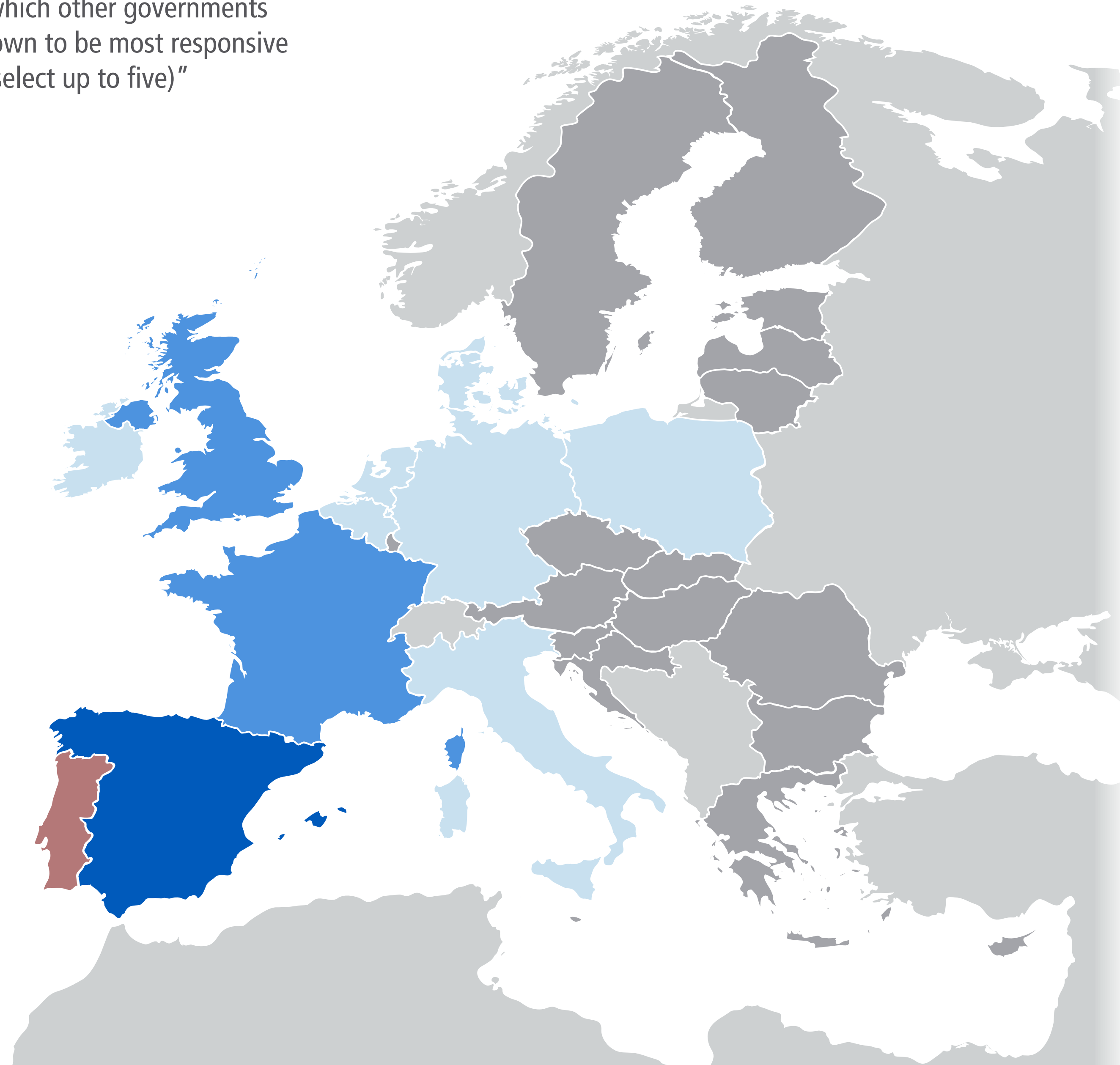
Preferences Overview

Most Contacted

Shared Interests

**Most Responsive**

Most Disappointing



Of 54 votes by 16 respondents, Spain received the most: 10

Share of votes for group	Group
67%	Big 6
43%	Founding 6
41%	Southern 7
22%	Affluent 7
6%	Visegrád 4

Share of votes for country	Country
19%	Spain
13%	France
13%	UK
9%	Germany
9%	Ireland
7%	Italy
7%	Netherlands
6%	Belgium
6%	Denmark
6%	Poland
2%	Austria
2%	Greece
2%	Sweden

- Top %
- 10+ %
- 5-9 %
- 1-4 %

Rounded results. 0% shares not shown.

# Most Responsive Votes for Romania

Q3

“In your view or experience, which other governments or EU member states have shown to be most responsive or are easiest to work with? (select up to five)”

- EU
- Big Six ▶
- Founding Six ▶
- Affluent Seven ▶
- Southern Seven ▶
- Visegrád Four ▶

- Austria
- Belgium
- Bulgaria
- Croatia
- Cyprus
- Czech Rep. ▶
- Denmark ▶
- Estonia
- Finland ▶
- France ▶
- Germany ▶
- Greece
- Hungary ▶
- Ireland
- Italy ▶
- Latvia
- Lithuania
- Luxembourg
- Malta
- Netherlands ▶
- Poland ▶
- Portugal ▶
- Romania**
- Slovakia
- Slovenia
- Spain ▶
- Sweden
- UK ▶


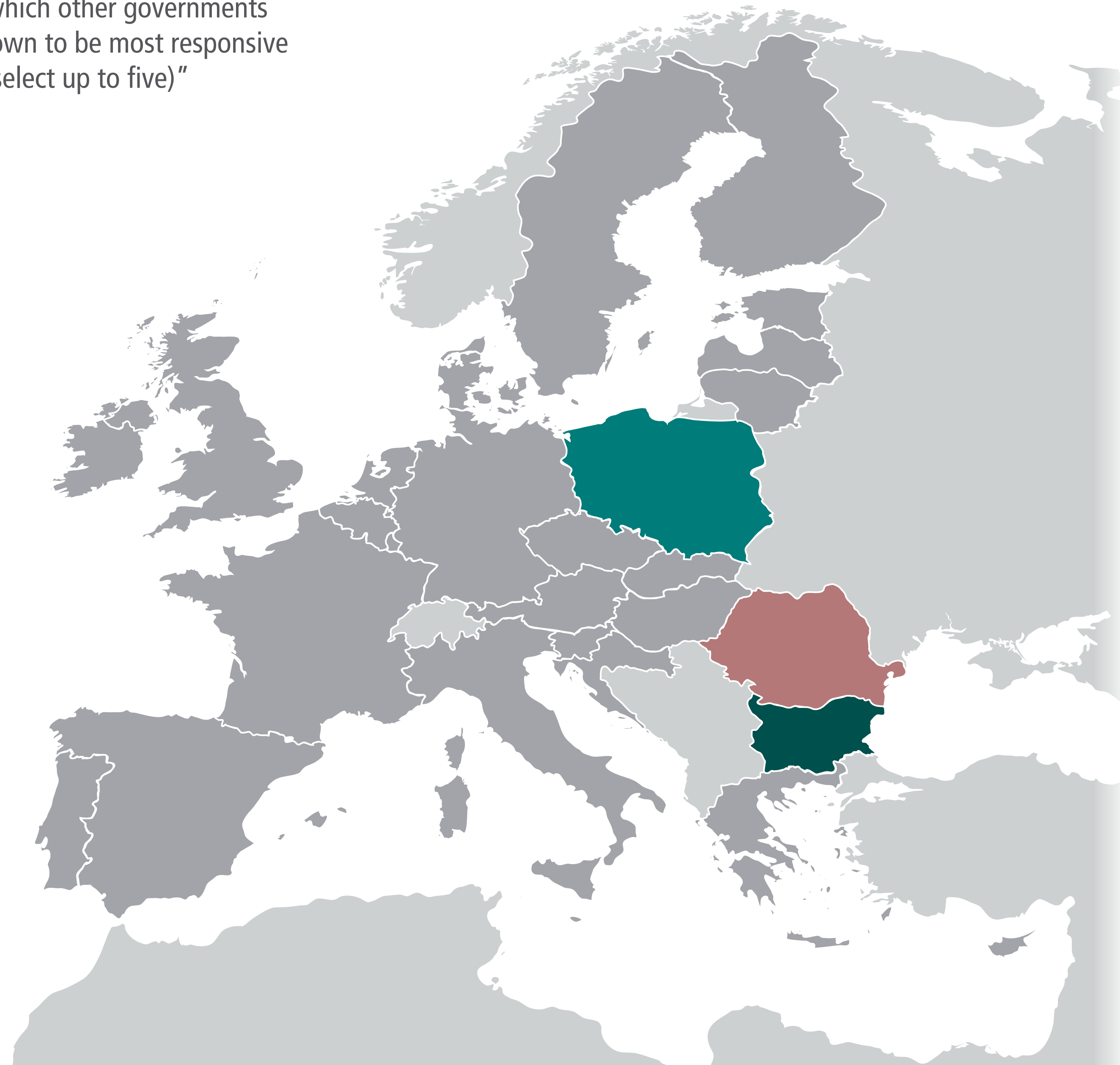
Preferences Overview

Most Contacted

Shared Interests

**Most Responsive**

Most Disappointing



Of 1201 votes by 342 respondents, Romania received 25 (2.1%)

7% Visegrád 4  
3% Big 6  
1% Southern 7

Share of votes by group

16% Bulgaria  
15% Poland  
3% Sweden  
2% Czech Rep.  
2% Hungary  
1% Italy  
1% Spain

Share of votes by country

■ Top %  
■ 10+ %  
■ 5-9 %  
■ 1-4 %

Rounded results. 0% shares not shown.

# Most Responsive Votes for Slovakia

**Q3** "In your view or experience, which other governments or EU member states have shown to be most responsive or are easiest to work with? (select up to five)"

- EU
- Big Six ▶
- Founding Six ▶
- Affluent Seven ▶
- Southern Seven ▶
- Visegrád Four ▶

- Austria
- Belgium
- Bulgaria
- Croatia
- Cyprus
- Czech Rep. ▶
- Denmark ▶
- Estonia
- Finland ▶
- France ▶
- Germany ▶
- Greece
- Hungary ▶
- Ireland
- Italy ▶
- Latvia
- Lithuania
- Luxembourg
- Malta
- Netherlands ▶
- Poland ▶
- Portugal ▶
- Romania
- Slovakia**
- Slovenia
- Spain ▶
- Sweden
- UK ▶


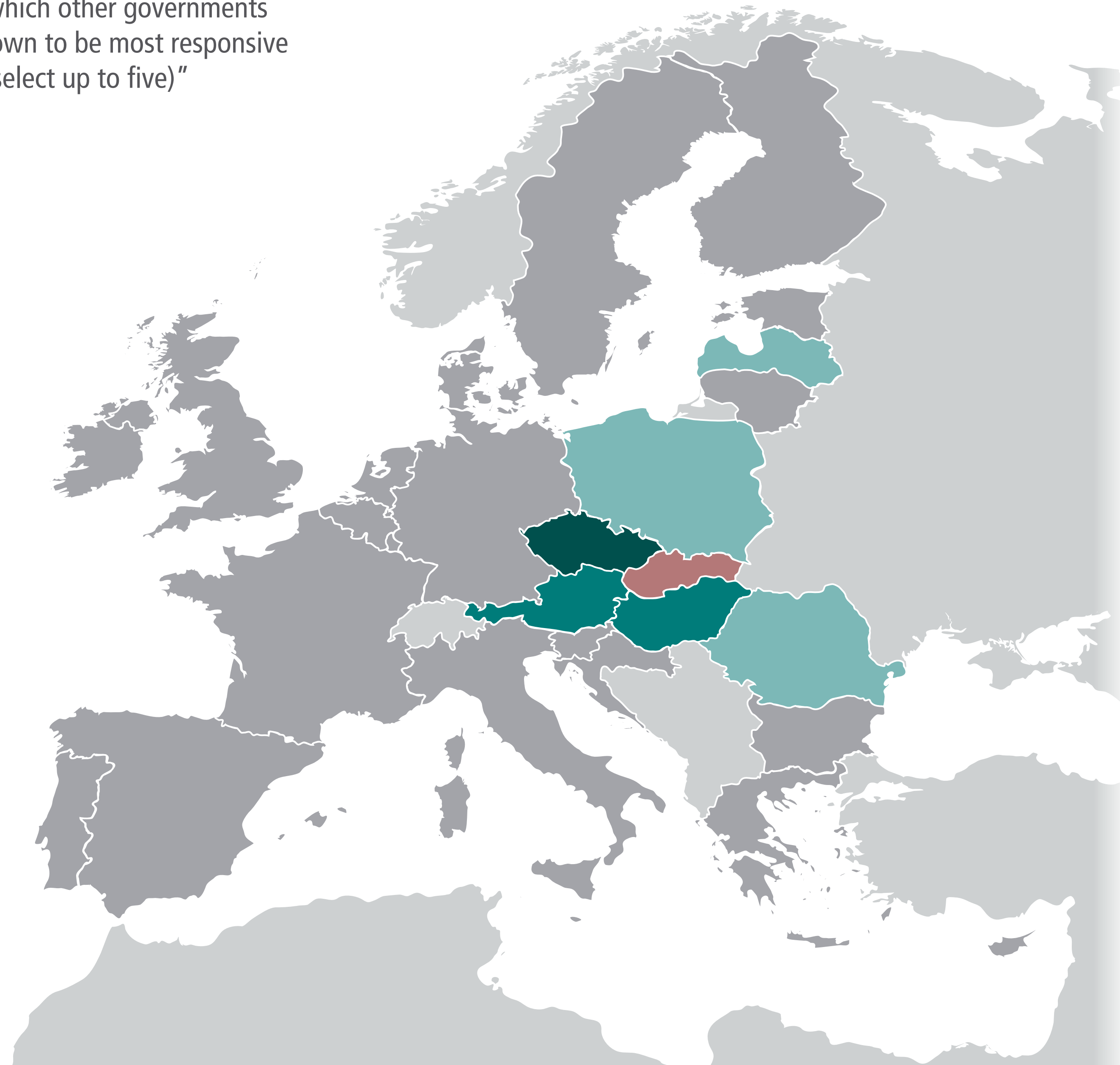
Preferences Overview

Most Contacted

Shared Interests

**Most Responsive**

Most Disappointing



Of 1201 votes by 342 respondents, Slovakia received 52 (4.3%)

17% Visegrád 4  
2% Big 6  
1% Affluent 7

Share of votes by group

31% Czech Rep.  
20% Hungary  
10% Austria  
9% Latvia  
9% Poland  
6% Romania  
4% Lithuania  
3% Bulgaria  
3% UK  
2% Netherlands  
1% Italy

Share of votes by country

■ Top %  
■ 10+ %  
■ 5-9 %  
■ 1-4 %

Rounded results. 0% shares not shown.

# Most Responsive Votes for Slovenia

**Q3** "In your view or experience, which other governments or EU member states have shown to be most responsive or are easiest to work with? (select up to five)"

- EU
- Big Six ▶
- Founding Six ▶
- Affluent Seven ▶
- Southern Seven ▶
- Visegrád Four ▶

- Austria
- Belgium
- Bulgaria
- Croatia
- Cyprus
- Czech Rep. ▶
- Denmark ▶
- Estonia
- Finland ▶
- France ▶
- Germany ▶
- Greece
- Hungary ▶
- Ireland
- Italy ▶
- Latvia
- Lithuania
- Luxembourg
- Malta
- Netherlands ▶
- Poland ▶
- Portugal ▶
- Romania
- Slovakia
- Slovenia**
- Spain ▶
- Sweden
- UK ▶


Preferences Overview

Most Contacted

Shared Interests

**Most Responsive**

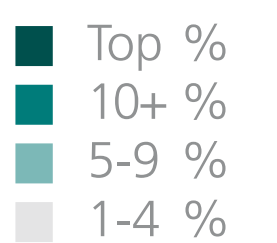
Most Disappointing



Of 1201 votes by 342 respondents, Slovenia received 15 (1.2%)

		Share of votes by group
3%	Visegrád 4	
1%	Affluent 7	
1%	Big 6	
1%	Founding 6	
1%	Southern 7	

		Share of votes by country
11%	Slovakia	
10%	Austria	
4%	Czech Rep.	
4%	Hungary	
4%	Italy	
1%	Germany	
1%	Poland	
1%	Spain	



Rounded results. 0% shares not shown.

# Most Responsive Votes for Spain by Spain

**Q3** "In your view or experience, which other governments or EU member states have shown to be most responsive or are easiest to work with? (select up to five)"

- EU
- Big Six ▶
- Founding Six ▶
- Affluent Seven ▶
- Southern Seven ▶
- Visegrád Four ▶

- Austria
- Belgium
- Bulgaria
- Croatia
- Cyprus
- Czech Rep. ▶
- Denmark ▶
- Estonia
- Finland ▶
- France ▶
- Germany ▶
- Greece
- Hungary ▶
- Ireland
- Italy ▶
- Latvia
- Lithuania
- Luxembourg
- Malta
- Netherlands ▶
- Poland ▶
- Portugal ▶
- Romania
- Slovakia
- Slovenia
- Spain ▶**
- Sweden
- UK ▶


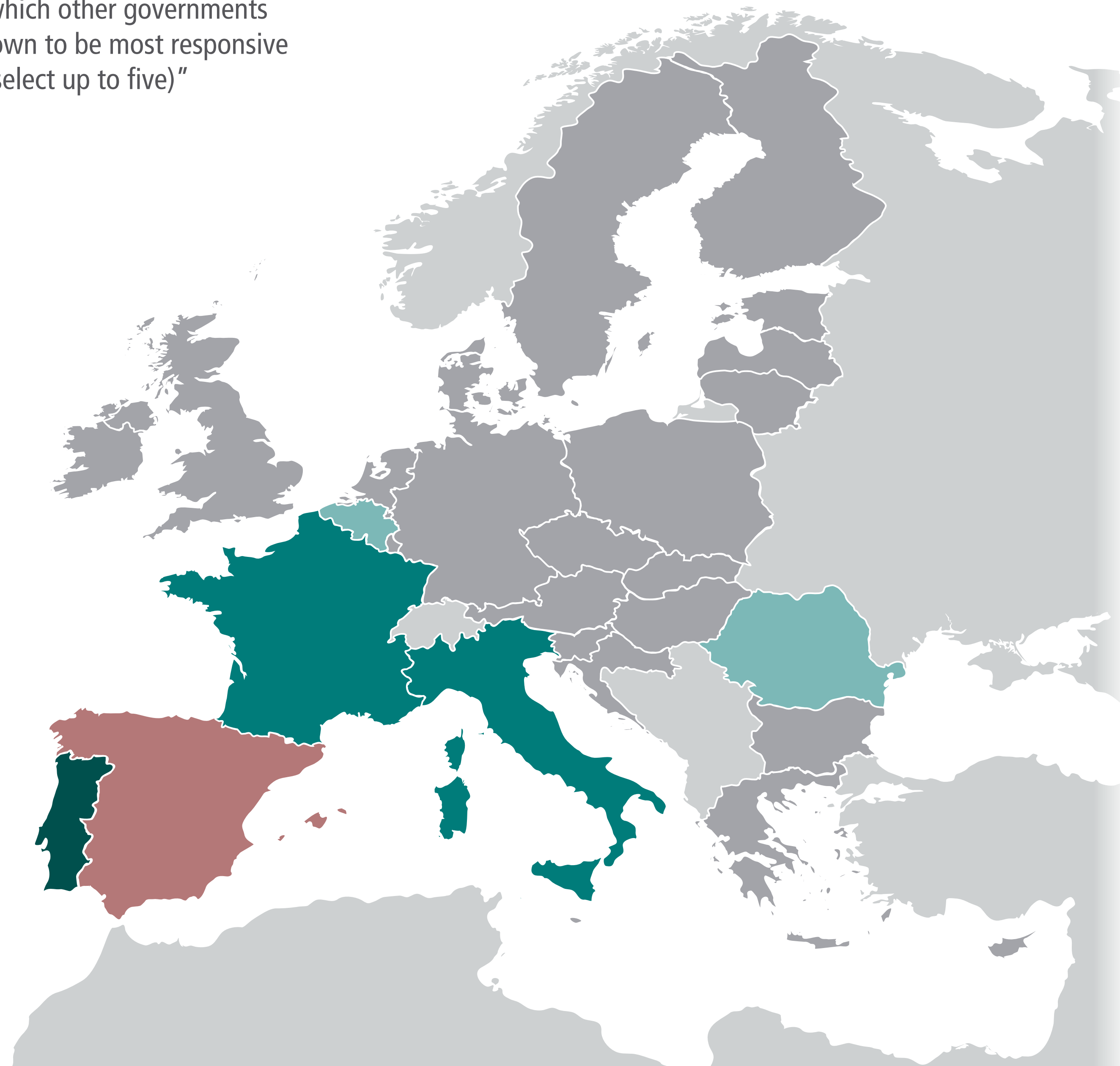
Preferences Overview

Most Contacted

Shared Interests

**Most Responsive**

Most Disappointing



Of 1201 votes by 342 respondents, Spain received 46 (3.8%)

- 9% Southern 7
- 8% Founding 6
- 5% Big 6
- 2% Affluent 7

Share of votes by group

- 19% Portugal
- 13% Italy
- 11% France
- 8% Romania
- 6% Belgium
- 3% Netherlands
- 2% Germany
- 1% Poland

Share of votes by country

- Top %
- 10+ %
- 5-9 %
- 1-4 %

Rounded results. 0% shares not shown.

# Most Responsive Votes for Spain by Spain

**Q3** "In your view or experience, which other governments or EU member states have shown to be most responsive or are easiest to work with? (select up to five)"

- EU
- Big Six ▶
- Founding Six ▶
- Affluent Seven ▶
- Southern Seven ▶
- Visegrád Four ▶

- Austria
- Belgium
- Bulgaria
- Croatia
- Cyprus
- Czech Rep. ▶
- Denmark ▶
- Estonia
- Finland ▶
- France ▶
- Germany ▶
- Greece
- Hungary ▶
- Ireland
- Italy ▶
- Latvia
- Lithuania
- Luxembourg
- Malta
- Netherlands ▶
- Poland ▶
- Portugal ▶
- Romania
- Slovakia
- Slovenia
- Spain ▶**
- Sweden
- UK ▶

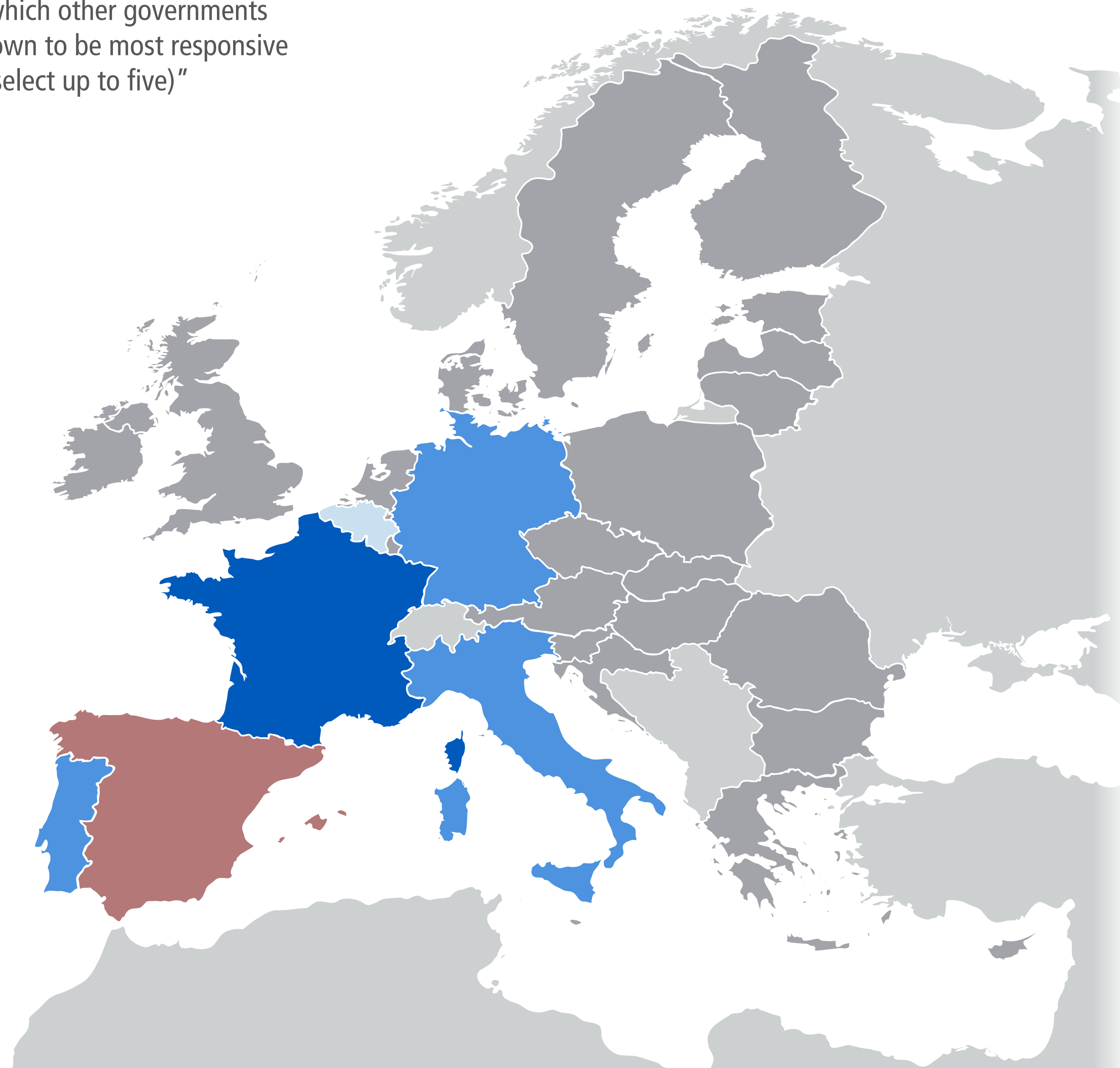
Preferences Overview

Most Contacted

Shared Interests

**Most Responsive**

Most Disappointing



Of 90 votes by 25 respondents, France received the most: 17

- 61% Founding 6
- 56% Big 6
- 52% Southern 7
- 19% Affluent 7
- 3% Visegrád 4

Share of votes for group

- 19% France
- 17% Portugal
- 16% Italy
- 14% Germany
- 8% Belgium
- 4% UK
- 3% Ireland
- 3% Sweden
- 2% Finland
- 2% Luxembourg
- 2% Netherlands
- 2% Poland
- 1% Czech Rep.
- 1% Denmark
- 1% Estonia
- 1% Greece
- 1% Romania
- 1% Slovenia

Share of votes for country

- Top %
- 10+ %
- 5-9 %
- 1-4 %

Rounded results. 0% shares not shown.



# Most Responsive Votes for Sweden

**Q3** "In your view or experience, which other governments or EU member states have shown to be most responsive or are easiest to work with? (select up to five)"

- EU
- Big Six ▶
- Founding Six ▶
- Affluent Seven ▶
- Southern Seven ▶
- Visegrád Four ▶

- Austria
- Belgium
- Bulgaria
- Croatia
- Cyprus
- Czech Rep. ▶
- Denmark ▶
- Estonia
- Finland ▶
- France ▶
- Germany ▶
- Greece
- Hungary ▶
- Ireland
- Italy ▶
- Latvia
- Lithuania
- Luxembourg
- Malta
- Netherlands ▶
- Poland ▶
- Portugal ▶
- Romania
- Slovakia
- Slovenia
- Spain ▶
- Sweden**
- UK ▶


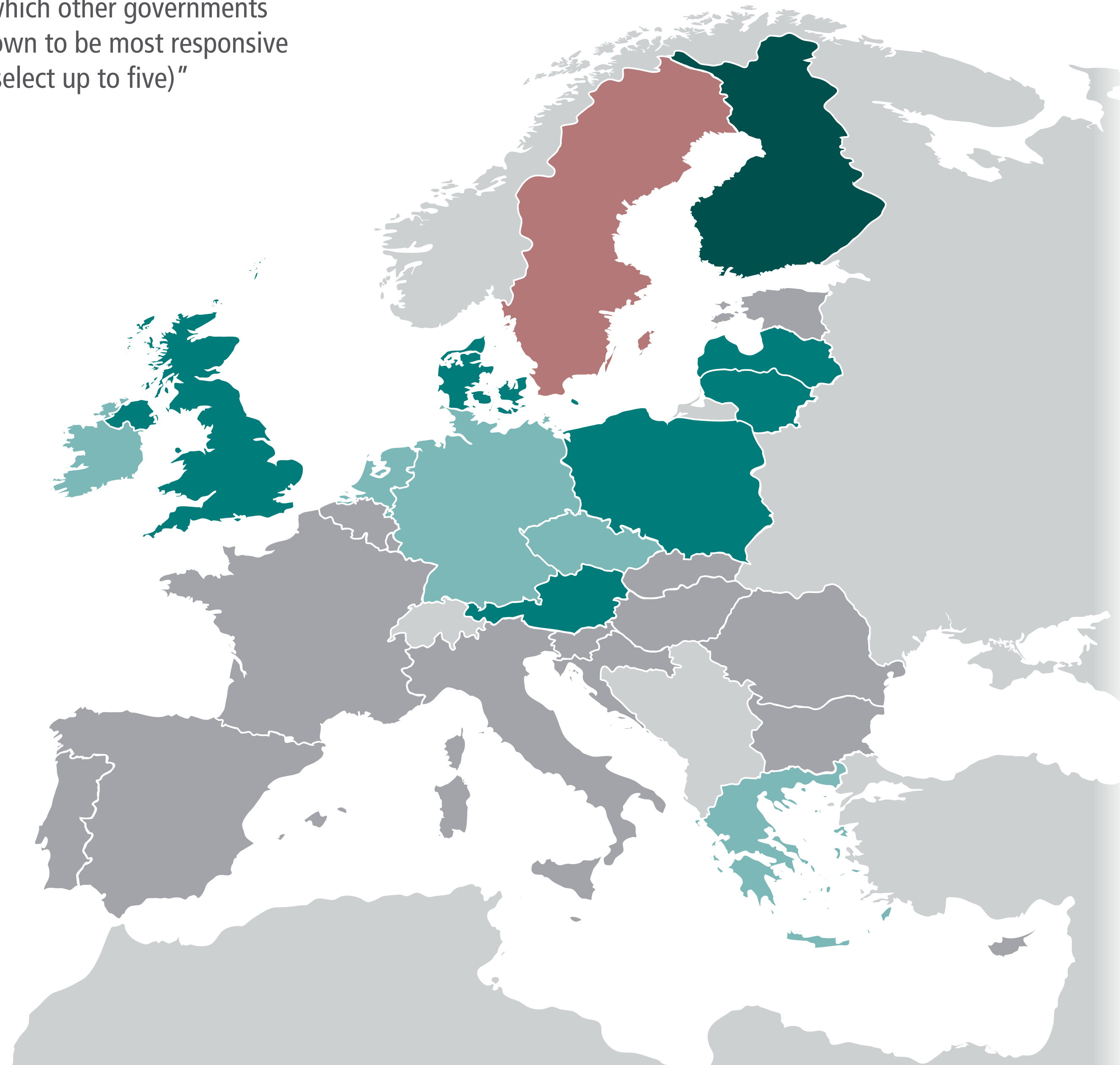
Preferences Overview

Most Contacted

Shared Interests

**Most Responsive**

Most Disappointing



Of 1201 votes by 342 respondents, Sweden received 83 (6.9%)

Share of votes by group	
13%	Affluent 7
6%	Big 6
6%	Visegrád 4
4%	Founding 6
3%	Southern 7

Share of votes by country	
24%	Finland
19%	Denmark
19%	Lithuania
18%	Latvia
14%	Austria
12%	Poland
11%	UK
9%	Netherlands
7%	Czech Rep.
7%	Germany
7%	Greece
7%	Ireland
4%	Italy
3%	Romania
3%	Spain
2%	Belgium
2%	France
2%	Portugal

- Top %
- 10+ %
- 5-9 %
- 1-4 %

Rounded results. 0% shares not shown.

# Most Responsive Votes for UK by UK

**Q3** "In your view or experience, which other governments or EU member states have shown to be most responsive or are easiest to work with? (select up to five)"

- EU
- Big Six ▶
- Founding Six ▶
- Affluent Seven ▶
- Southern Seven ▶
- Visegrád Four ▶

- Austria
- Belgium
- Bulgaria
- Croatia
- Cyprus
- Czech Rep. ▶
- Denmark ▶
- Estonia
- Finland ▶
- France ▶
- Germany ▶
- Greece
- Hungary ▶
- Ireland
- Italy ▶
- Latvia
- Lithuania
- Luxembourg
- Malta
- Netherlands ▶
- Poland ▶
- Portugal ▶
- Romania
- Slovakia
- Slovenia
- Spain ▶
- Sweden
- UK ▶**


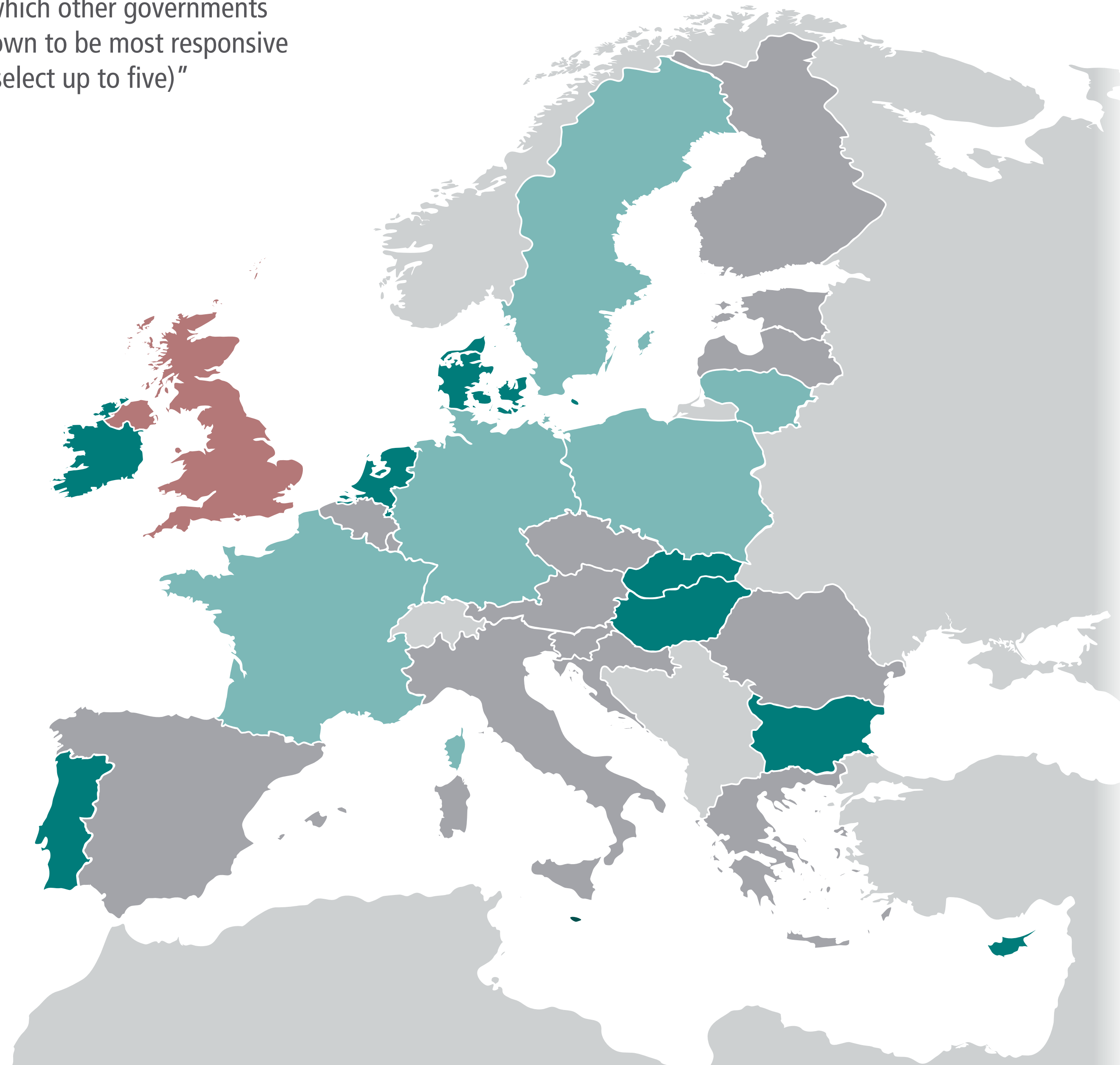
Preferences Overview

Most Contacted

Shared Interests

**Most Responsive**

Most Disappointing



Of 1201 votes by 342 respondents, UK received 81 (6.7%)

Share of votes by group
7%
7%
7%
6%
5%

Share of votes by country
29%
20%
20%
13%
13%
11%
10%
10%
10%
9%
9%
8%
5%
5%
4%
4%
3%
2%
2%
2%

- Top %
- 10+ %
- 5-9 %
- 1-4 %

Rounded results. 0% shares not shown.

# Most Responsive Votes for UK by UK

**Q3** "In your view or experience, which other governments or EU member states have shown to be most responsive or are easiest to work with? (select up to five)"

- EU
- Big Six ▶
- Founding Six ▶
- Affluent Seven ▶
- Southern Seven ▶
- Visegrád Four ▶

- Austria
- Belgium
- Bulgaria
- Croatia
- Cyprus
- Czech Rep. ▶
- Denmark ▶
- Estonia
- Finland ▶
- France ▶
- Germany ▶
- Greece
- Hungary ▶
- Ireland
- Italy ▶
- Latvia
- Lithuania
- Luxembourg
- Malta
- Netherlands ▶
- Poland ▶
- Portugal ▶
- Romania
- Slovakia
- Slovenia
- Spain ▶
- Sweden
- UK ▶**

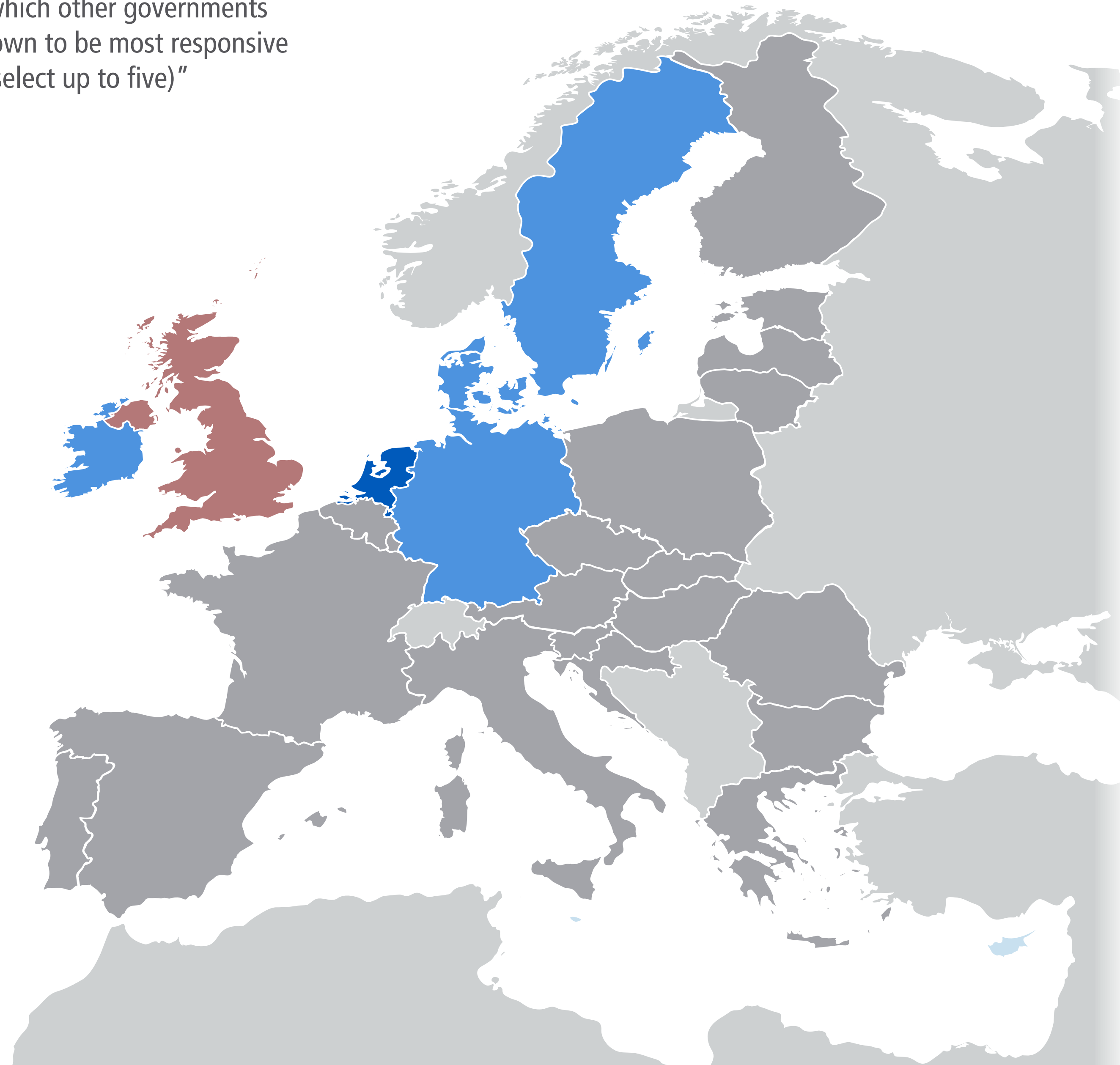
Preferences Overview

Most Contacted

Shared Interests

**Most Responsive**

Most Disappointing



Of 35 votes by 10 respondents, Netherlands received the most: 7

51%	Affluent 7
37%	Founding 6
17%	Big 6
17%	Southern 7
9%	Visegrád 4

Share of votes for group

20%	Netherlands
14%	Denmark
11%	Germany
11%	Ireland
11%	Sweden
9%	Malta
6%	Cyprus
3%	Belgium
3%	Czech Rep.
3%	Finland
3%	France
3%	Poland
3%	Slovakia

Share of votes for country

- Top %
- 10+ %
- 5-9 %
- 1-4 %

Rounded results. 0% shares not shown.

# Most Disappointing Votes total EU

Q4

“In your view or experience, which other governments or EU member states have disappointed your own government? (select up to five)”

- EU
- Big Six ▶
- Founding Six ▶
- Affluent Seven ▶
- Southern Seven ▶
- Visegrád Four ▶

- Austria ▶
- Belgium ▶
- Bulgaria ▶
- Croatia ▶
- Cyprus ▶
- Czech Rep. ▶
- Denmark ▶
- Estonia ▶
- Finland ▶
- France ▶
- Germany ▶
- Greece ▶
- Hungary ▶
- Ireland ▶
- Italy ▶
- Latvia ▶
- Lithuania ▶
- Luxembourg ▶
- Malta ▶
- Netherlands ▶
- Poland ▶
- Portugal ▶
- Romania ▶
- Slovakia ▶
- Slovenia ▶
- Spain ▶
- Sweden ▶
- UK ▶


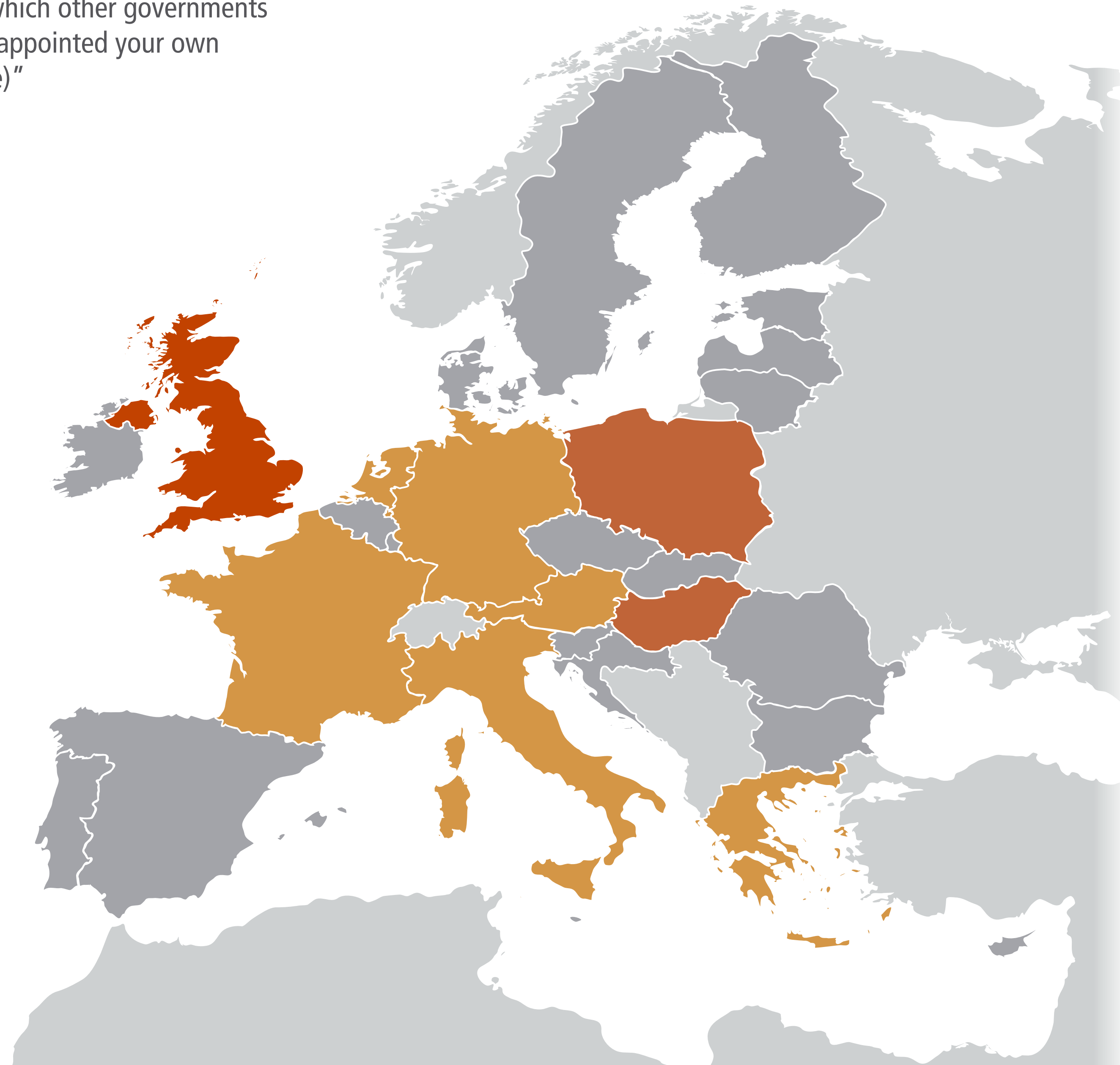
Preferences Overview

Most Contacted

Shared Interests

Most Responsive

Most Disappointing



Of 1123 votes by 326 respondents, UK received the most: 149

Group	Share of votes for group
Big 6	46.6%
Founding 6	30.3%
Visegrád 4	25.8%
Southern 7	24.8%
Affluent 7	19.9%

Country	Share of votes for country
UK	13.3%
Hungary	10.6%
Poland	9.6%
Germany	8.8%
France	8.5%
Greece	7.9%
Austria	6.4%
Netherlands	5.3%
Italy	4.6%
Slovakia	3.1%
Czech Rep.	2.5%
Sweden	2.5%
Romania	1.8%
Finland	1.7%
Spain	1.7%
Luxembourg	1.6%
Belgium	1.4%
Bulgaria	1.3%
Croatia	1.3%
Denmark	1.1%
Cyprus	0.9%
Lithuania	0.9%
Estonia	0.7%
Latvia	0.6%
Portugal	0.6%
Malta	0.5%
Slovenia	0.4%
Ireland	0.3%

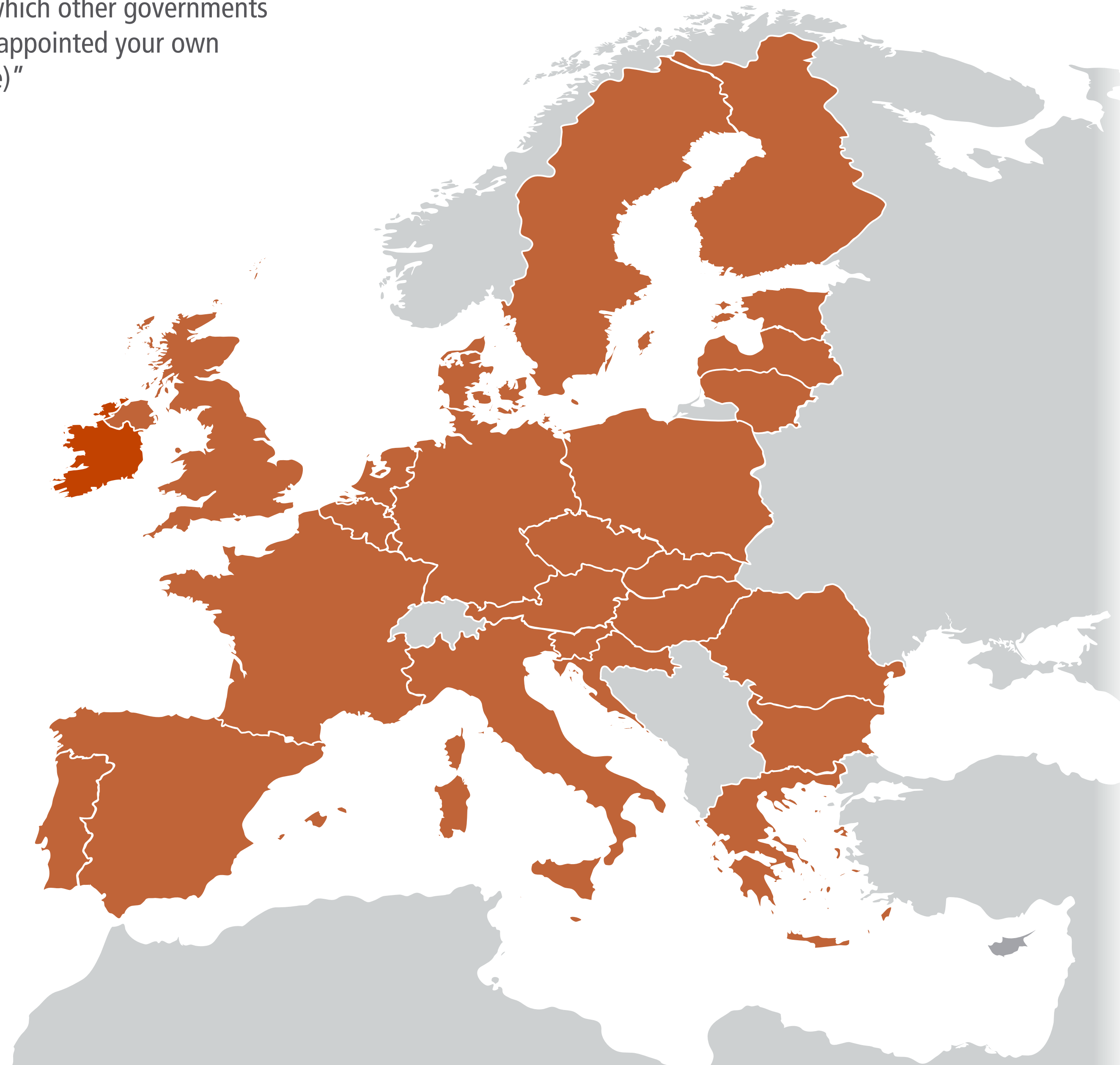
# Most Disappointing Votes for Big Six by Big Six

**Q4** "In your view or experience, which other governments or EU member states have disappointed your own government? (select up to five)"

- EU
- Big Six ▶**
- Founding Six ▶
- Affluent Seven ▶
- Southern Seven ▶
- Visegrád Four ▶

- Austria
- Belgium
- Bulgaria
- Croatia
- Cyprus
- Czech Rep. ▶
- Denmark ▶
- Estonia
- Finland ▶
- France ▶
- Germany ▶
- Greece
- Hungary ▶
- Ireland
- Italy ▶
- Latvia
- Lithuania
- Luxembourg
- Malta
- Netherlands ▶
- Poland ▶
- Portugal ▶
- Romania
- Slovakia
- Slovenia
- Spain ▶
- Sweden
- UK ▶

- Preferences Overview
- Most Contacted
- Shared Interests
- Most Responsive
- Most Disappointing**



Of 1123 votes by 326 respondents, Big 6 received 523 (46.6%)

Share of votes by group	Group
50%	Big 6
49%	Visegrád 4
48%	Southern 7
47%	Founding 6
44%	Affluent 7

Share of votes by country	Country
79%	Ireland
70%	Luxembourg
70%	Slovakia
66%	Czech Rep.
64%	Austria
58%	UK
53%	Spain
52%	France
51%	Poland
47%	Germany
47%	Italy
47%	Portugal
45%	Denmark
45%	Lithuania
43%	Netherlands
41%	Bulgaria
40%	Belgium
39%	Hungary
38%	Estonia
37%	Finland
35%	Sweden
33%	Croatia
33%	Latvia
30%	Romania
25%	Greece
23%	Slovenia
22%	Malta

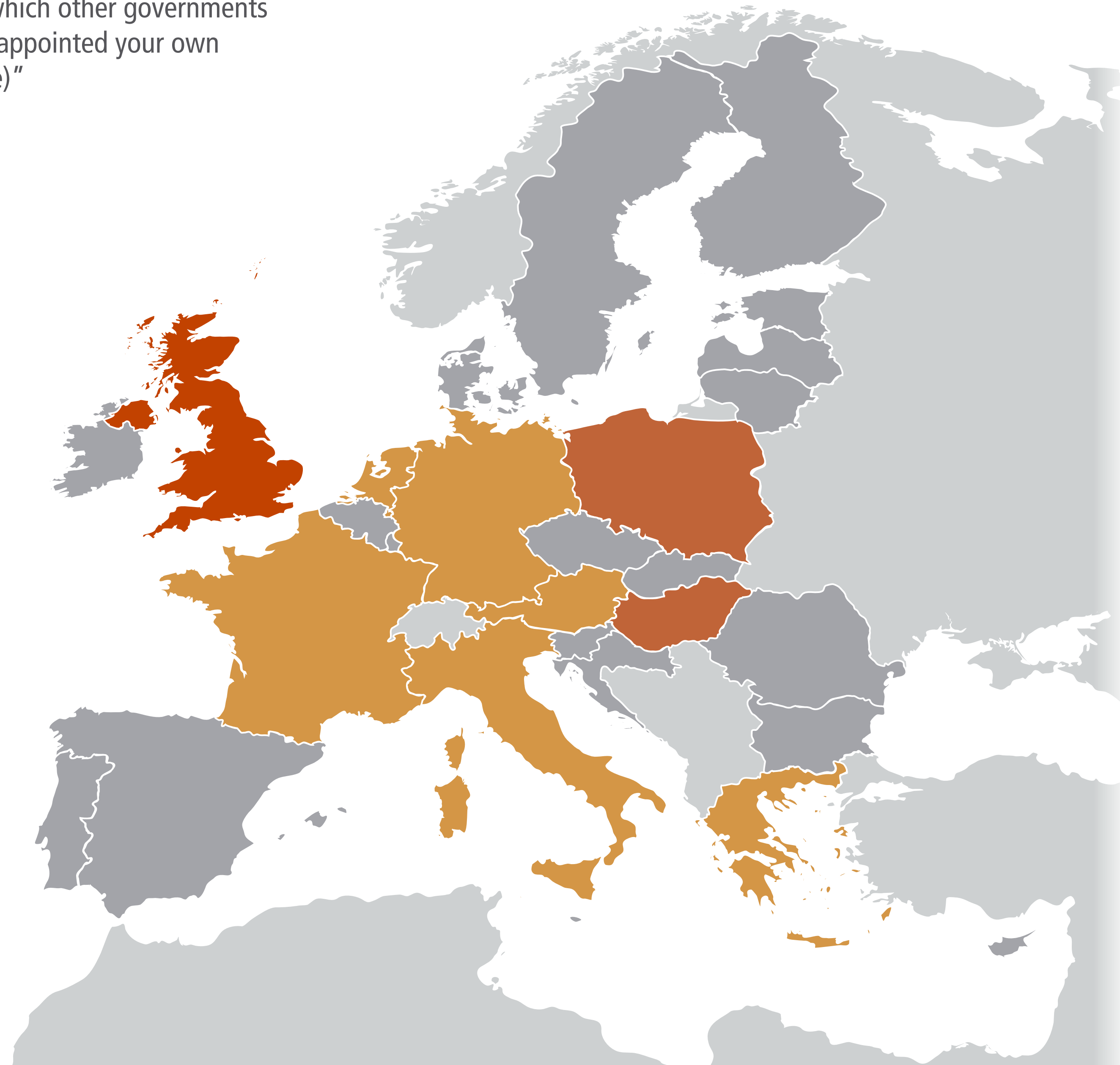
Rounded results. 0% shares not shown.

# Most Disappointing Votes for Big Six by Big Six

**Q4** "In your view or experience, which other governments or EU member states have disappointed your own government? (select up to five)"

- EU
  - Big Six ▶**
  - Founding Six ▶
- 
- Affluent Seven ▶
  - Southern Seven ▶
  - Visegrád Four ▶
- 
- Austria
  - Belgium
  - Bulgaria
  - Croatia
  - Cyprus
  - Czech Rep. ▶
  - Denmark ▶
  - Estonia
  - Finland ▶
  - France ▶
  - Germany ▶
  - Greece
  - Hungary ▶
  - Ireland
  - Italy ▶
  - Latvia
  - Lithuania
  - Luxembourg
  - Malta
  - Netherlands ▶
  - Poland ▶
  - Portugal ▶
  - Romania
  - Slovakia
  - Slovenia
  - Spain ▶
  - Sweden
  - UK ▶

- Preferences Overview
- Most Contacted
- Shared Interests
- Most Responsive
- Most Disappointing**



Of 495 votes by 141 respondents, UK received the most: 75

Share of votes for group	Group
50%	Big 6
32%	Founding 6
27%	Visegrád 4
23%	Southern 7
21%	Affluent 7

Share of votes for country	Country
15%	UK
10%	Hungary
10%	Poland
9%	France
9%	Germany
7%	Austria
6%	Greece
6%	Netherlands
5%	Italy
4%	Slovakia
2%	Belgium
2%	Czech Rep.
2%	Finland
2%	Lithuania
2%	Spain
2%	Sweden
1%	Croatia
1%	Denmark
1%	Estonia
1%	Latvia
1%	Luxembourg
1%	Portugal

- Top %
- 10+ %
- 5-9 %
- 1-4 %

Rounded results. 0% shares not shown.

# Most Disappointing Votes for Founding Six by Founding Six

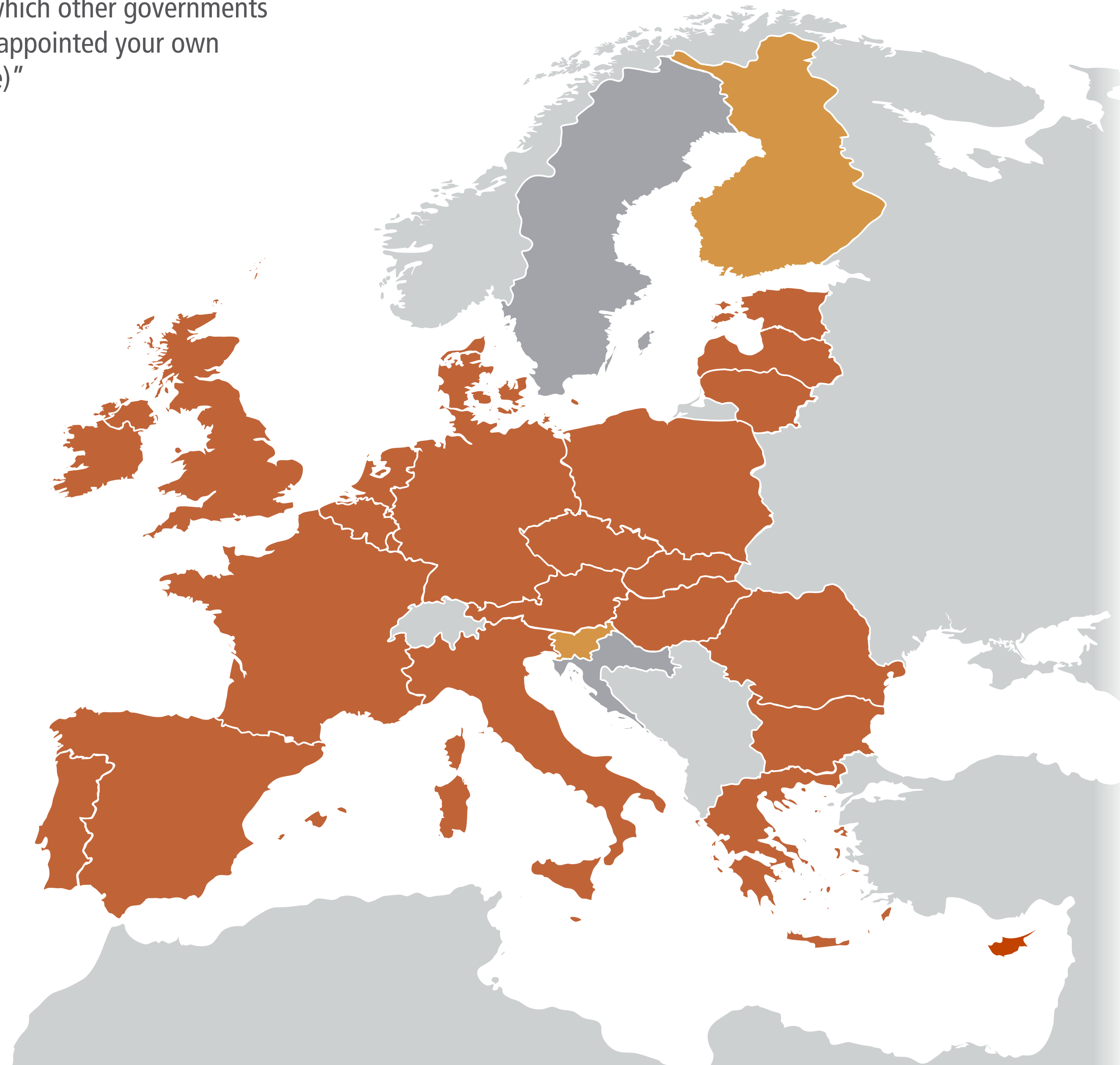
Q4

“In your view or experience, which other governments or EU member states have disappointed your own government? (select up to five)”

- EU
- Big Six ▶
- Founding Six ▶**
- Affluent Seven ▶
- Southern Seven ▶
- Visegrád Four ▶

- Austria
- Belgium
- Bulgaria
- Croatia
- Cyprus
- Czech Rep. ▶
- Denmark ▶
- Estonia
- Finland ▶
- France ▶
- Germany ▶
- Greece
- Hungary ▶
- Ireland
- Italy ▶
- Latvia
- Lithuania
- Luxembourg
- Malta
- Netherlands ▶
- Poland ▶
- Portugal ▶
- Romania
- Slovakia
- Slovenia
- Spain ▶
- Sweden
- UK ▶

- Preferences Overview
- Most Contacted
- Shared Interests
- Most Responsive
- Most Disappointing**



Of 1123 votes by 326 respondents, Founding 6 received 340 (30.3%)

Share of votes by group	Group
51%	Visegrád 4
32%	Big 6
31%	Southern 7
20%	Founding 6
16%	Affluent 7

Share of votes by country	Country
100%	Cyprus
55%	Poland
54%	Hungary
50%	Ireland
48%	UK
44%	Portugal
40%	Slovakia
39%	Czech Rep.
36%	Bulgaria
34%	Italy
34%	Lithuania
33%	Latvia
33%	Spain
30%	Greece
29%	Austria
26%	Romania
24%	Denmark
22%	France
20%	Luxembourg
14%	Netherlands
13%	Belgium
13%	Estonia
11%	Germany
11%	Malta
9%	Finland
8%	Slovenia

Rounded results. 0% shares not shown.

# Most Disappointing Votes for Founding Six by Founding Six


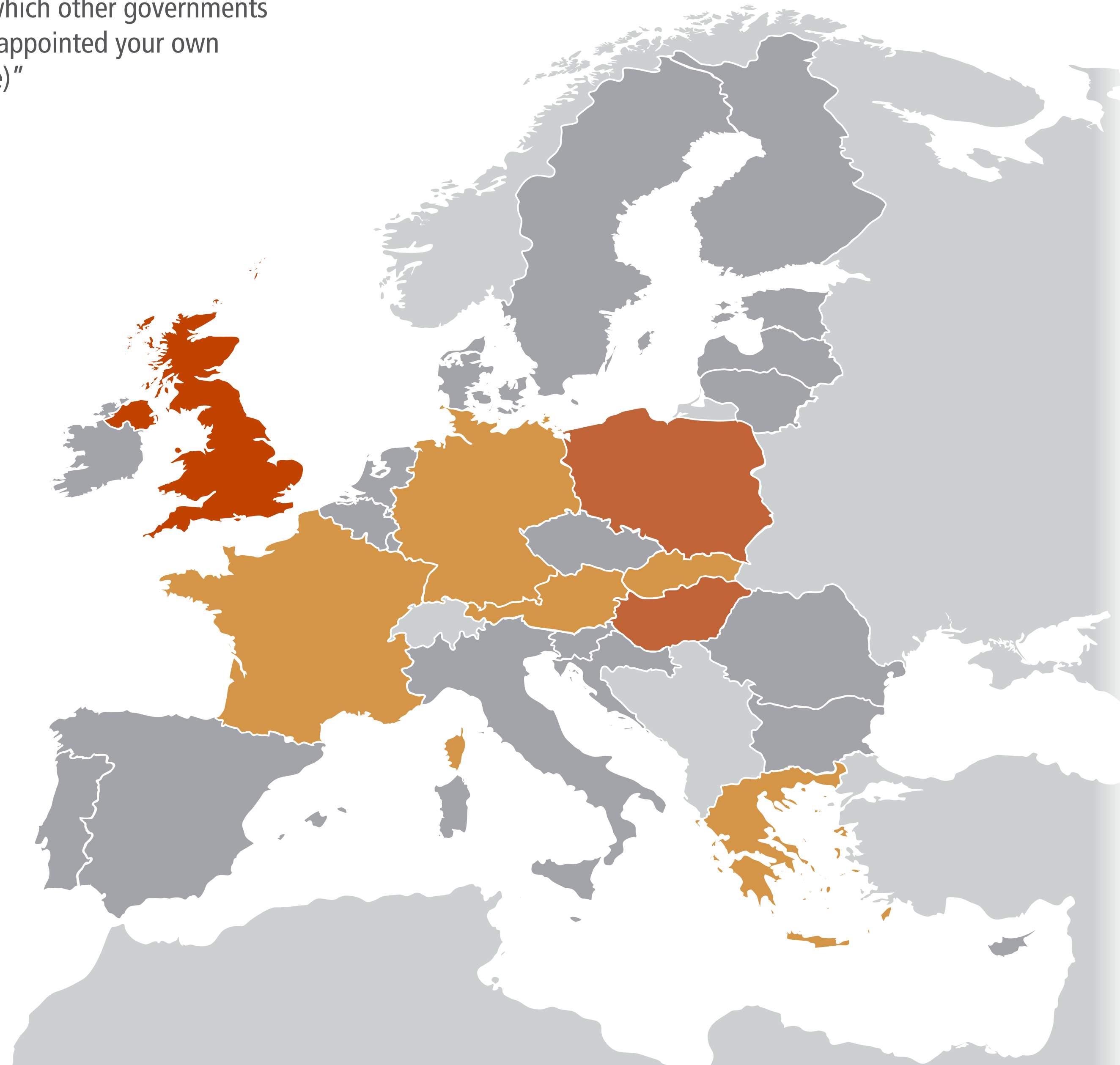
Q4

“In your view or experience, which other governments or EU member states have disappointed your own government? (select up to five)”

- EU
- Big Six ▶
- Founding Six ▶**
- Affluent Seven ▶
- Southern Seven ▶
- Visegrád Four ▶

- Austria
- Belgium
- Bulgaria
- Croatia
- Cyprus
- Czech Rep. ▶
- Denmark ▶
- Estonia
- Finland ▶
- France ▶
- Germany ▶
- Greece
- Hungary ▶
- Ireland
- Italy ▶
- Latvia
- Lithuania
- Luxembourg
- Malta
- Netherlands ▶
- Poland ▶
- Portugal ▶
- Romania
- Slovakia
- Slovenia
- Spain ▶
- Sweden
- UK ▶

- Preferences Overview
- Most Contacted
- Shared Interests
- Most Responsive
- Most Disappointing**



Of 400 votes by 107 respondents, UK received the most: 66

Share of votes for group	Group
47%	Big 6
37%	Visegrád 4
20%	Founding 6
20%	Southern 7
14%	Affluent 7

Share of votes for country	Country
17%	UK
15%	Hungary
14%	Poland
7%	Austria
7%	Greece
6%	France
6%	Germany
5%	Slovakia
4%	Italy
4%	Netherlands
3%	Czech Rep.
2%	Bulgaria
2%	Romania
2%	Spain
2%	Sweden
1%	Croatia
1%	Cyprus
1%	Denmark
1%	Estonia
1%	Finland
1%	Latvia
1%	Lithuania
1%	Luxembourg
1%	Malta
1%	Portugal

- Top %
- 10+ %
- 5-9 %
- 1-4 %

Rounded results. 0% shares not shown.



# Most Disappointing Votes for Affluent Seven by Affluent Seven

Q4

“In your view or experience, which other governments or EU member states have disappointed your own government? (select up to five)”

- EU
- Big Six ▶
- Founding Six ▶
- Affluent Seven ▶**
- Southern Seven ▶
- Visegrád Four ▶

- Austria
- Belgium
- Bulgaria
- Croatia
- Cyprus
- Czech Rep. ▶
- Denmark ▶
- Estonia
- Finland ▶
- France ▶
- Germany ▶
- Greece
- Hungary ▶
- Ireland
- Italy ▶
- Latvia
- Lithuania
- Luxembourg
- Malta
- Netherlands ▶
- Poland ▶
- Portugal ▶
- Romania
- Slovakia
- Slovenia
- Spain ▶
- Sweden
- UK ▶


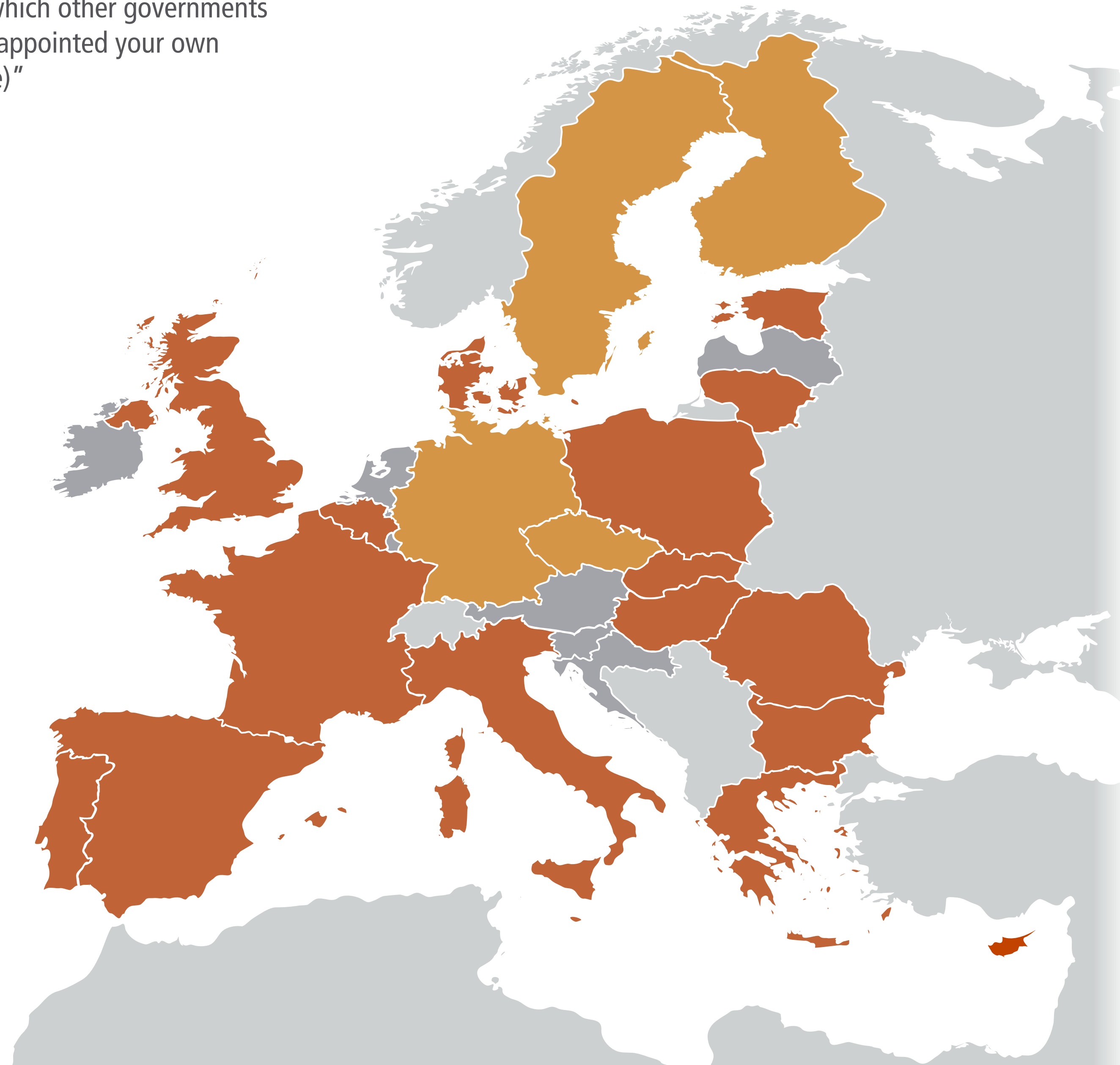
Preferences Overview

Most Contacted

Shared Interests

Most Responsive

**Most Disappointing**



Of 1123 votes by 326 respondents, Affluent 7 received 224 (19.9%)

29%	Visegrád 4
26%	Southern 7
21%	Big 6
14%	Founding 6
10%	Affluent 7

Share of votes by group

100%	Cyprus
45%	Greece
43%	Hungary
35%	Portugal
32%	Bulgaria
29%	Italy
28%	Poland
25%	Spain
22%	Malta
21%	Denmark
18%	UK
17%	Lithuania
17%	Romania
16%	France
13%	Estonia
11%	Belgium
10%	Slovakia
9%	Germany
9%	Sweden
7%	Czech Rep.
7%	Finland
2%	Netherlands

Share of votes by country

- Top %
- 10+ %
- 5-9 %
- 1-4 %

Rounded results. 0% shares not shown.

# Most Disappointing Votes for Affluent Seven by Affluent Seven


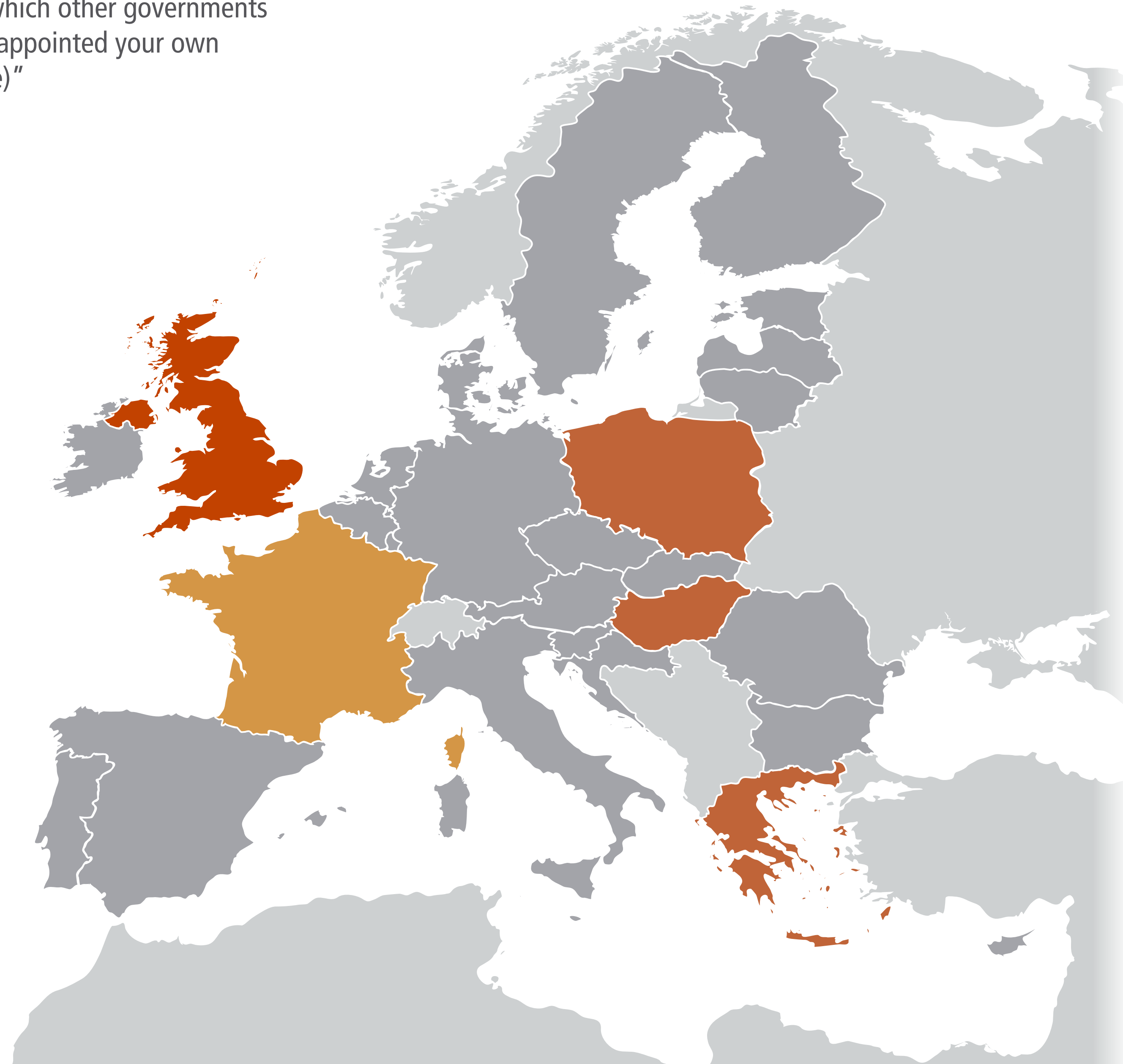
Q4

“In your view or experience, which other governments or EU member states have disappointed your own government? (select up to five)”

- EU
- Big Six ▶
- Founding Six ▶
- Affluent Seven ▶**
- Southern Seven ▶
- Visegrád Four ▶

- Austria
- Italy ▶
- Belgium
- Latvia
- Bulgaria
- Lithuania
- Croatia
- Luxembourg
- Cyprus
- Malta
- Czech Rep. ▶
- Netherlands ▶
- Denmark ▶
- Poland ▶
- Estonia
- Portugal ▶
- Finland ▶
- Romania
- France ▶
- Slovakia
- Germany ▶
- Slovenia
- Greece
- Spain ▶
- Hungary ▶
- Sweden
- Ireland
- UK ▶

- Preferences Overview
- Most Contacted
- Shared Interests
- Most Responsive
- Most Disappointing**



Of 275 votes by 79 respondents, UK received the most: 44

Share of votes for group	Group
44%	Big 6
36%	Visegrád 4
26%	Southern 7
16%	Founding 6
10%	Affluent 7

Share of votes for country	Country
16%	UK
15%	Hungary
14%	Poland
11%	Greece
6%	France
4%	Czech Rep.
4%	Italy
4%	Romania
4%	Sweden
3%	Bulgaria
3%	Germany
3%	Slovakia
2%	Austria
2%	Cyprus
2%	Luxembourg
2%	Spain
1%	Belgium
1%	Croatia
1%	Estonia
1%	Malta
1%	Netherlands
1%	Portugal

- Top %
- 10+ %
- 5-9 %
- 1-4 %

Rounded results. 0% shares not shown.

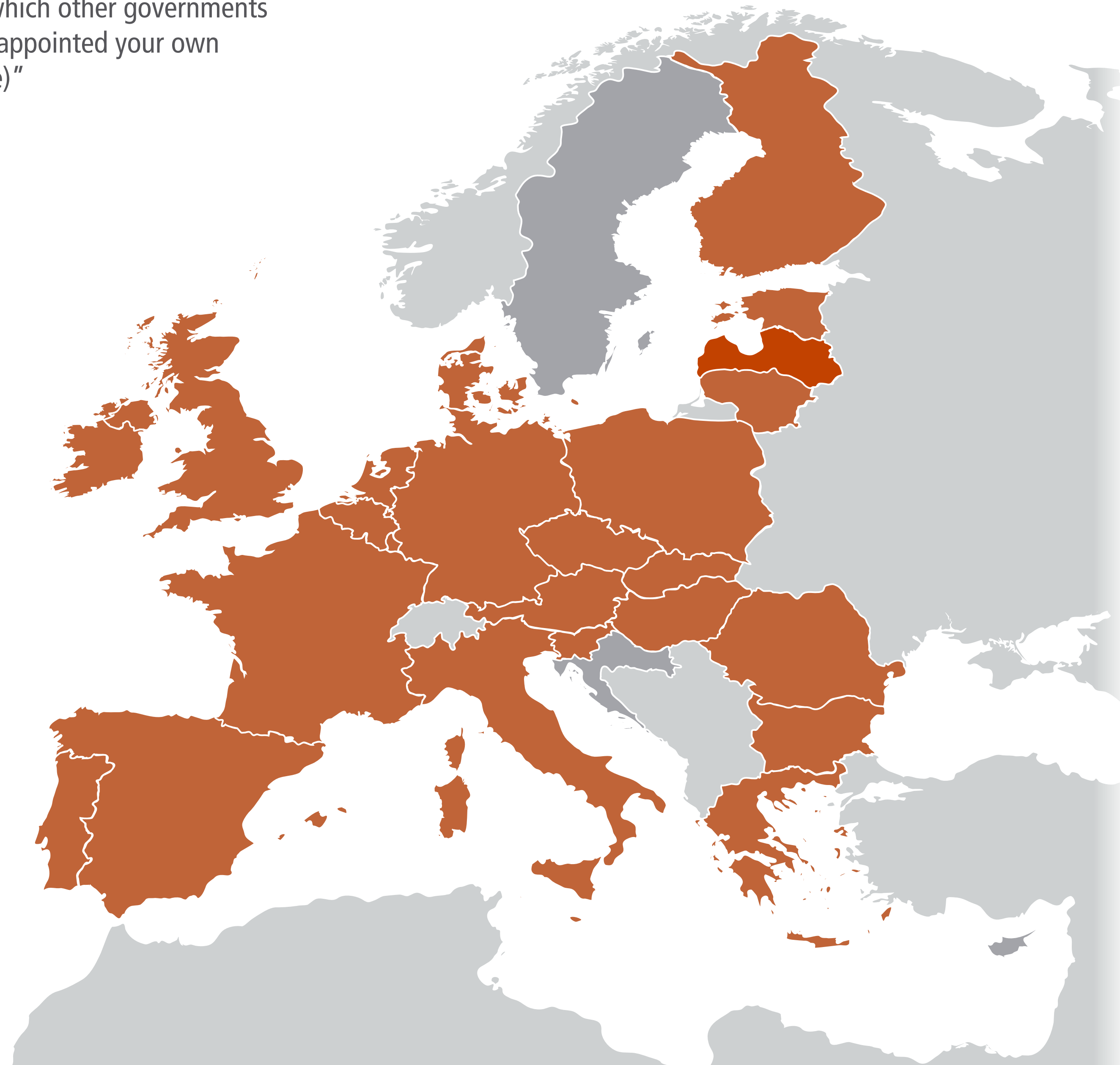
# Most Disappointing Votes for Southern Seven by Southern Seven

**Q4** "In your view or experience, which other governments or EU member states have disappointed your own government? (select up to five)"

- EU
- Big Six ▶
- Founding Six ▶
- Affluent Seven ▶
- Southern Seven ▶**
- Visegrád Four ▶

- Austria
- Belgium
- Bulgaria
- Croatia
- Cyprus
- Czech Rep. ▶
- Denmark ▶
- Estonia
- Finland ▶
- France ▶
- Germany ▶
- Greece
- Hungary ▶
- Ireland
- Italy ▶
- Latvia
- Lithuania
- Luxembourg
- Malta
- Netherlands ▶
- Poland ▶
- Portugal ▶
- Romania
- Slovakia
- Slovenia
- Spain ▶
- Sweden
- UK ▶

- Preferences Overview
- Most Contacted
- Shared Interests
- Most Responsive
- Most Disappointing**



Of 1123 votes by 326 respondents, Southern 7 received 279 (24.8%)

Share of votes by group	Group
32%	Visegrád 4
26%	Affluent 7
23%	Big 6
20%	Founding 6
15%	Southern 7

Share of votes by country	Country
67%	Latvia
52%	Lithuania
48%	UK
43%	Austria
40%	Poland
39%	Czech Rep.
36%	Ireland
34%	Netherlands
33%	Denmark
31%	Slovenia
25%	Estonia
25%	Germany
24%	Portugal
23%	Finland
22%	Hungary
20%	Slovakia
18%	Bulgaria
17%	Romania
16%	France
15%	Belgium
13%	Italy
11%	Malta
11%	Spain
10%	Greece
10%	Luxembourg
4%	Sweden

Rounded results. 0% shares not shown.

# Most Disappointing Votes for Southern Seven by Southern Seven


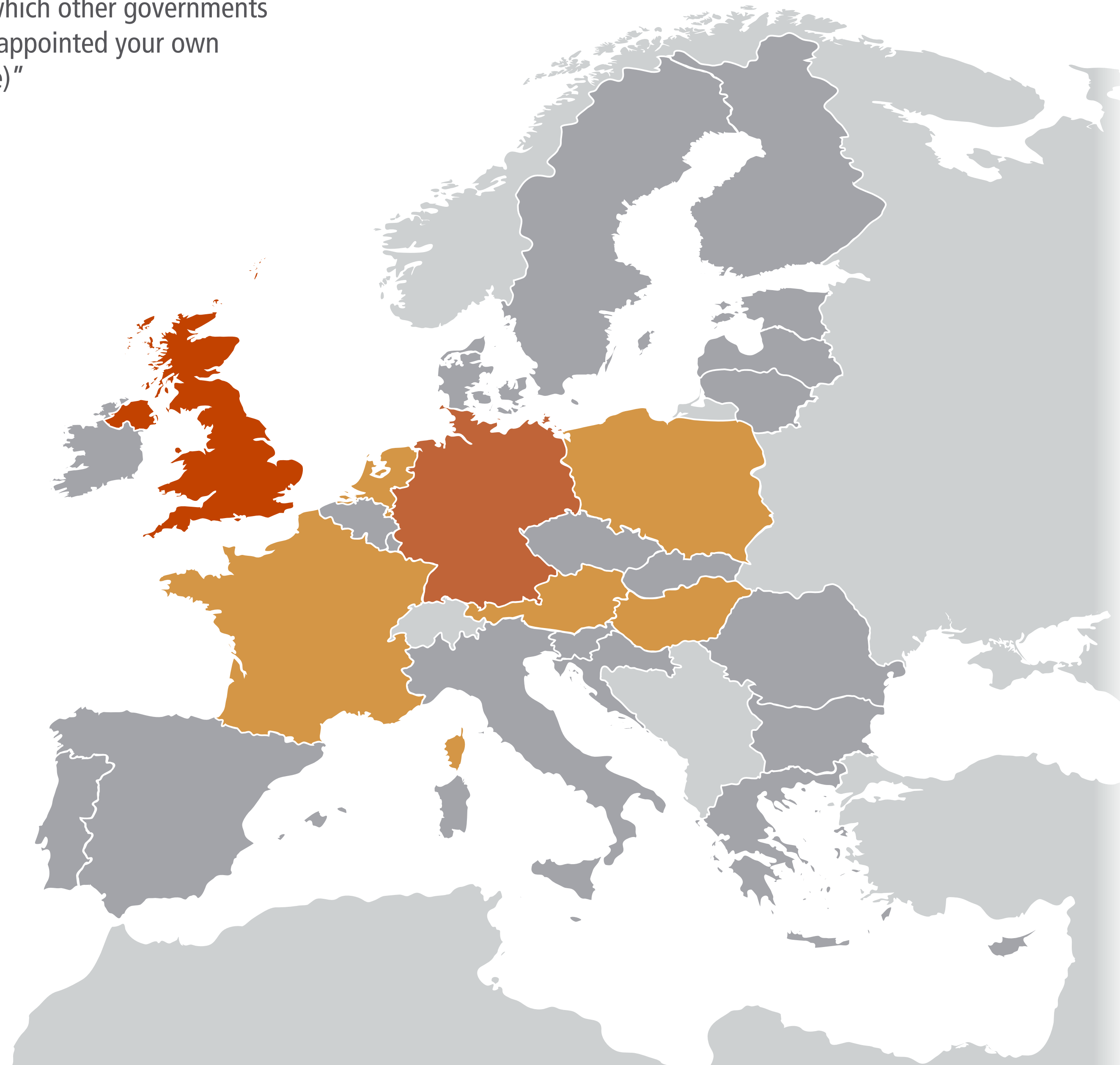
Q4

“In your view or experience, which other governments or EU member states have disappointed your own government? (select up to five)”

- EU
- Big Six ▶
- Founding Six ▶
- Affluent Seven ▶
- Southern Seven ▶**
- Visegrád Four ▶

- Austria
- Belgium
- Bulgaria
- Croatia
- Cyprus
- Czech Rep. ▶
- Denmark ▶
- Estonia
- Finland ▶
- France ▶
- Germany ▶
- Greece
- Hungary ▶
- Ireland
- Italy ▶
- Latvia
- Lithuania
- Luxembourg
- Malta
- Netherlands ▶
- Poland ▶
- Portugal ▶
- Romania
- Slovakia
- Slovenia
- Spain ▶
- Sweden
- UK ▶

- Preferences Overview
- Most Contacted
- Shared Interests
- Most Responsive
- Most Disappointing**



Of 359 votes by 103 respondents, UK received the most: 56

Share of votes for group	Group
48%	Big 6
31%	Founding 6
26%	Affluent 7
24%	Visegrád 4
15%	Southern 7

Share of votes for country	Country
16%	UK
13%	Germany
9%	Hungary
9%	Netherlands
9%	Poland
8%	Austria
6%	France
4%	Finland
4%	Slovakia
3%	Italy
2%	Czech Rep.
2%	Denmark
2%	Estonia
2%	Greece
2%	Lithuania
2%	Spain
2%	Sweden
1%	Belgium
1%	Cyprus
1%	Ireland
1%	Latvia
1%	Luxembourg
1%	Malta
1%	Slovenia

- Top %
- 10+ %
- 5-9 %
- 1-4 %

Rounded results. 0% shares not shown.

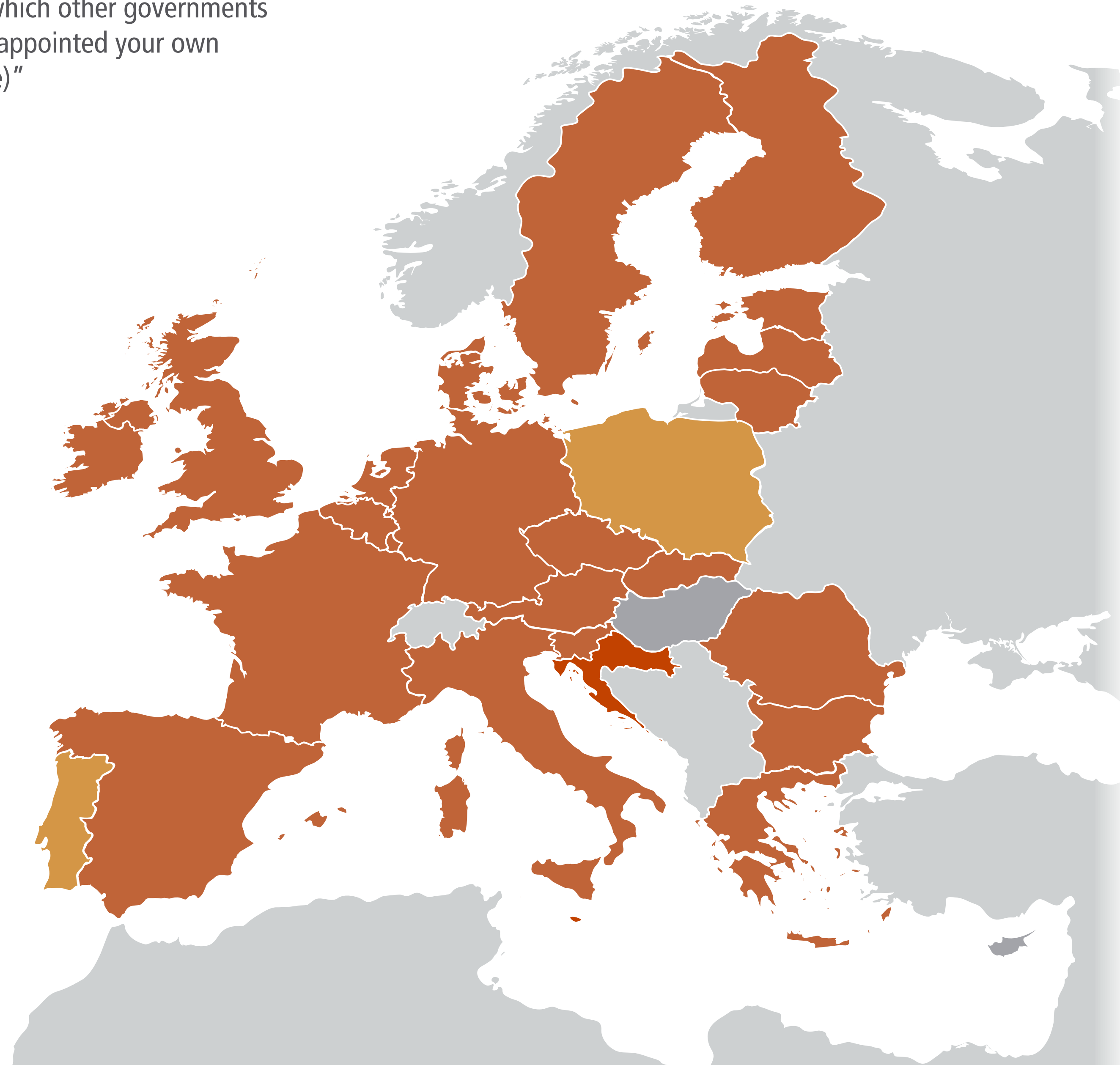
# Most Disappointing Votes for Visegrád Four by Visegrád Four

**Q4** "In your view or experience, which other governments or EU member states have disappointed your own government? (select up to five)"

- EU
- Big Six ▶
- Founding Six ▶
- Affluent Seven ▶
- Southern Seven ▶
- Visegrád Four ▶**

- Austria
- Belgium
- Bulgaria
- Croatia
- Cyprus
- Czech Rep. ▶
- Denmark ▶
- Estonia
- Finland ▶
- France ▶
- Germany ▶
- Greece
- Hungary ▶
- Ireland
- Italy ▶
- Latvia
- Lithuania
- Luxembourg
- Malta
- Netherlands ▶
- Poland ▶
- Portugal ▶
- Romania
- Slovakia
- Slovenia
- Spain ▶
- Sweden
- UK ▶

- Preferences Overview
- Most Contacted
- Shared Interests
- Most Responsive
- Most Disappointing**



Of 1123 votes by 326 respondents, Visegrád 4 received 290 (25.8%)

Share of votes by group	
37%	Founding 6
36%	Affluent 7
27%	Big 6
24%	Southern 7
6%	Visegrád 4

Share of votes by country	
67%	Croatia
67%	Malta
63%	Estonia
61%	Sweden
50%	Luxembourg
48%	Germany
43%	Belgium
42%	Finland
35%	France
35%	Romania
34%	Netherlands
31%	Slovenia
29%	Austria
29%	Ireland
24%	UK
23%	Denmark
23%	Italy
22%	Latvia
21%	Lithuania
20%	Spain
15%	Czech Rep.
15%	Greece
14%	Bulgaria
10%	Slovakia
9%	Portugal
7%	Poland
2%	Hungary

Rounded results. 0% shares not shown.

# Most Disappointing Votes for Visegrád Four by Visegrád Four

Q4

“In your view or experience, which other governments or EU member states have disappointed your own government? (select up to five)”

- EU
- Big Six ▶
- Founding Six ▶
- Affluent Seven ▶
- Southern Seven ▶
- Visegrád Four ▶**

- Austria
- Belgium
- Bulgaria
- Croatia
- Cyprus
- Czech Rep. ▶
- Denmark ▶
- Estonia
- Finland ▶
- France ▶
- Germany ▶
- Greece
- Hungary ▶
- Ireland
- Italy ▶
- Latvia
- Lithuania
- Luxembourg
- Malta
- Netherlands ▶
- Poland ▶
- Portugal ▶
- Romania
- Slovakia
- Slovenia
- Spain ▶
- Sweden
- UK ▶


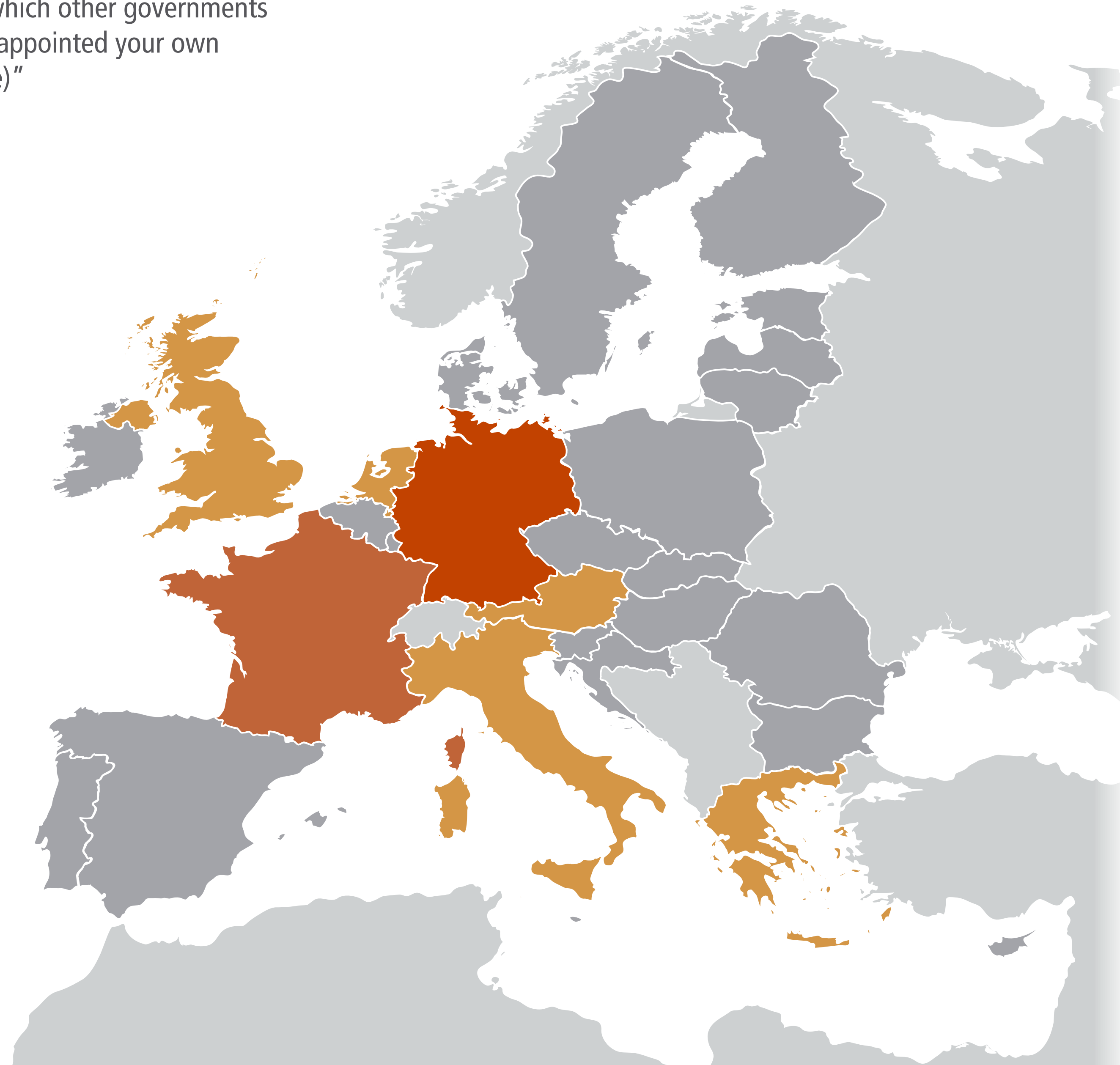
Preferences Overview

Most Contacted

Shared Interests

Most Responsive

**Most Disappointing**



Of 234 votes by 67 respondents, Germany received the most: 40

- 51% Founding 6
- 49% Big 6
- 32% Southern 7
- 29% Affluent 7
- 6% Visegrád 4

Share of votes for group

- 17% Germany
- 14% France
- 9% Austria
- 9% Greece
- 9% UK
- 6% Italy
- 6% Netherlands
- 4% Luxembourg
- 4% Sweden
- 3% Belgium
- 3% Hungary
- 3% Romania
- 2% Croatia
- 2% Denmark
- 2% Poland
- 1% Bulgaria
- 1% Czech Rep.
- 1% Finland
- 1% Lithuania
- 1% Portugal
- 1% Spain

Share of votes for country

- Top %
- 10+ %
- 5-9 %
- 1-4 %

Rounded results. 0% shares not shown.

# Most Disappointing Votes for Austria

**Q4** "In your view or experience, which other governments or EU member states have disappointed your own government? (select up to five)"

- EU
- Big Six ▶
- Founding Six ▶
- Affluent Seven ▶
- Southern Seven ▶
- Visegrád Four ▶

- Austria**
- Belgium
- Bulgaria
- Croatia
- Cyprus
- Czech Rep. ▶
- Denmark ▶
- Estonia
- Finland ▶
- France ▶
- Germany ▶
- Greece
- Hungary ▶
- Ireland
- Italy ▶
- Latvia
- Lithuania
- Luxembourg
- Malta
- Netherlands ▶
- Poland ▶
- Portugal ▶
- Romania
- Slovakia
- Slovenia
- Spain ▶
- Sweden
- UK ▶


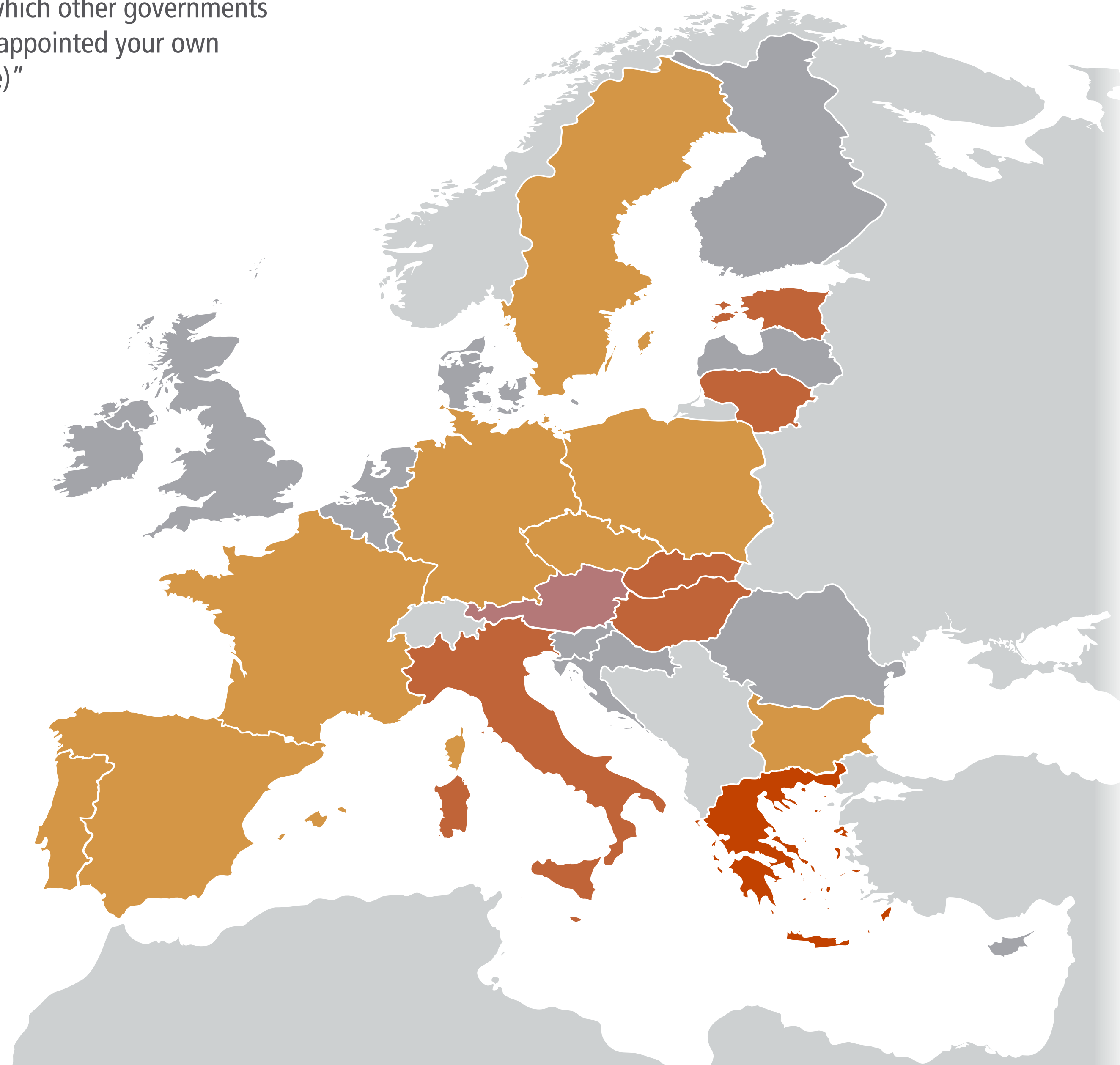
Preferences Overview

Most Contacted

Shared Interests

Most Responsive

**Most Disappointing**



Of 1123 votes by 326 respondents, Austria received 72 (6.4%)

- 9% Visegrád 4
- 8% Southern 7
- 7% Big 6
- 7% Founding 6
- 2% Affluent 7

Share of votes by group

- 15% Greece
- 14% Italy
- 14% Lithuania
- 13% Estonia
- 13% Hungary
- 11% Malta
- 10% Slovakia
- 9% Sweden
- 7% Germany
- 7% Poland
- 7% Portugal
- 5% Bulgaria
- 5% Czech Rep.
- 5% France
- 5% Spain
- 4% Belgium
- 4% Romania
- 3% UK
- 2% Denmark

Share of votes by country

- Top %
- 10+ %
- 5-9 %
- 1-4 %

Rounded results. 0% shares not shown.

# Most Disappointing Votes for Belgium

Q4

“In your view or experience, which other governments or EU member states have disappointed your own government? (select up to five)”

- EU
- Big Six ▶
- Founding Six ▶
- Affluent Seven ▶
- Southern Seven ▶
- Visegrád Four ▶

- Austria
- Belgium**
- Bulgaria
- Croatia
- Cyprus
- Czech Rep. ▶
- Denmark ▶
- Estonia
- Finland ▶
- France ▶
- Germany ▶
- Greece
- Hungary ▶
- Ireland
- Italy ▶
- Latvia
- Lithuania
- Luxembourg
- Malta
- Netherlands ▶
- Poland ▶
- Portugal ▶
- Romania
- Slovakia
- Slovenia
- Spain ▶
- Sweden
- UK ▶


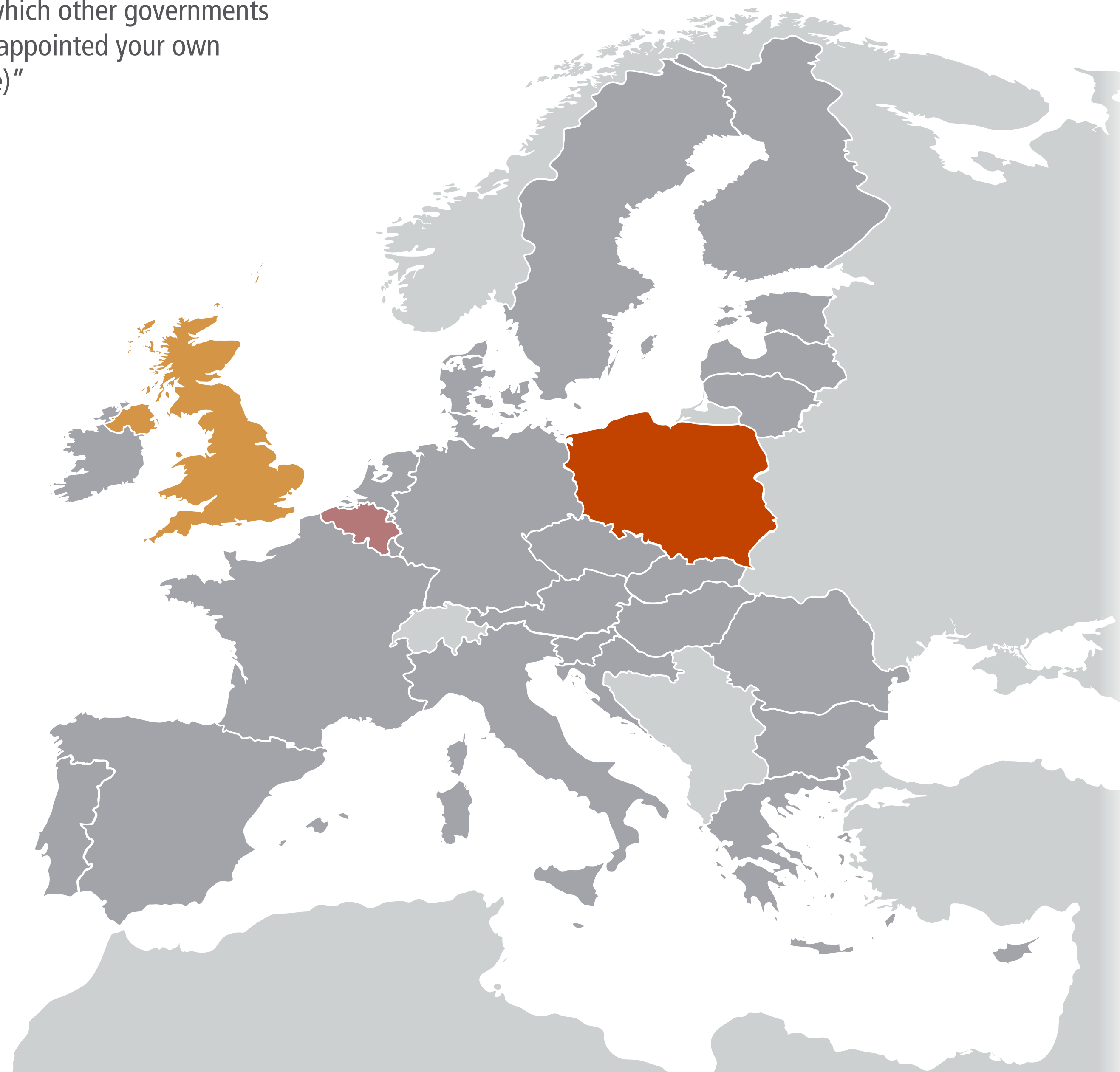
Preferences Overview

Most Contacted

Shared Interests

Most Responsive

**Most Disappointing**



Of 1123 votes by 326 respondents, Belgium received 16 (1.4%)

3% Visegrád 4  
2% Big 6  
1% Affluent 7  
1% Southern 7

Share of votes by group

7% Poland  
6% UK  
4% Denmark  
2% Finland  
2% Hungary  
1% Italy  
1% Spain

Share of votes by country

Top %  
10+ %  
5-9 %  
1-4 %

Rounded results. 0% shares not shown.



Belgium



Design

Findings

Chapters

**Preferences**

Influence

Partners

Policies

ecfr.eu/eucoalitionexplorer



# Most Disappointing Votes for Bulgaria

Q4

“In your view or experience, which other governments or EU member states have disappointed your own government? (select up to five)”

EU  
 Big Six ▶  
 Founding Six ▶

Affluent Seven ▶  
 Southern Seven ▶  
 Visegrád Four ▶

Austria  
 Belgium  
**Bulgaria**  
 Croatia  
 Cyprus  
 Czech Rep. ▶  
 Denmark ▶  
 Estonia  
 Finland ▶  
 France ▶  
 Germany ▶  
 Greece  
 Hungary ▶  
 Ireland

Italy ▶  
 Latvia  
 Lithuania  
 Luxembourg  
 Malta  
 Netherlands ▶  
 Poland ▶  
 Portugal ▶  
 Romania  
 Slovakia  
 Slovenia  
 Spain ▶  
 Sweden  
 UK ▶


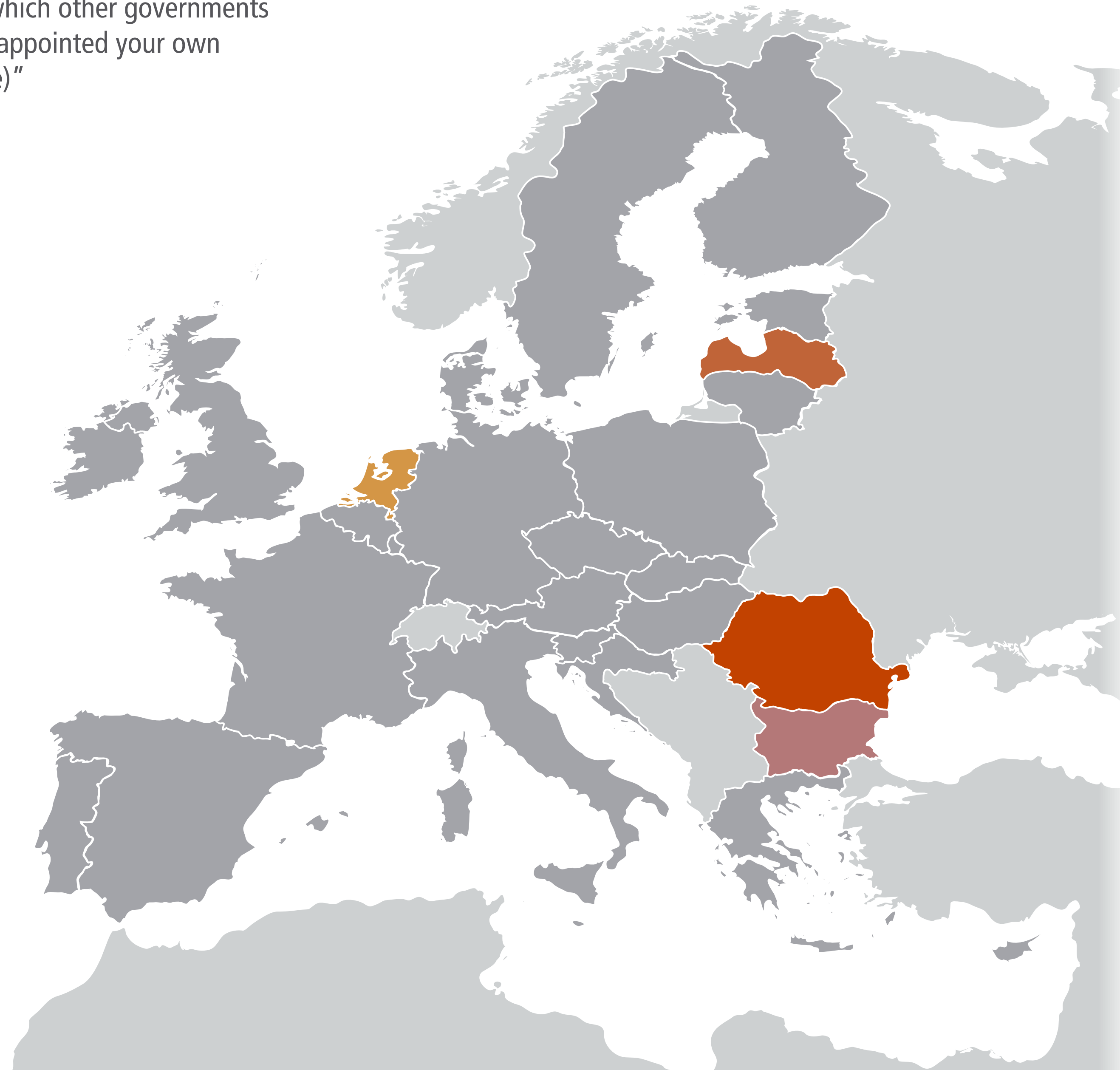
Preferences Overview

Most Contacted

Shared Interests

Most Responsive

**Most Disappointing**



Of 1123 votes by 326 respondents, Bulgaria received 15 (1.3%)

3% Affluent 7  
 2% Founding 6  
 1% Visegrád 4

Share of votes by group

17% Romania  
 11% Latvia  
 7% Netherlands  
 4% Belgium  
 2% Czech Rep.  
 2% Finland  
 1% Hungary  
 1% Spain

Share of votes by country

Top %  
 10+ %  
 5-9 %  
 1-4 %

Rounded results. 0% shares not shown.

# Most Disappointing Votes for Croatia

Q4

“In your view or experience, which other governments or EU member states have disappointed your own government? (select up to five)”

EU  
 Big Six ▶  
 Founding Six ▶

Affluent Seven ▶  
 Southern Seven ▶  
 Visegrád Four ▶

Austria  
 Belgium  
 Bulgaria  
**Croatia**  
 Cyprus  
 Czech Rep. ▶  
 Denmark ▶  
 Estonia  
 Finland ▶  
 France ▶  
 Germany ▶  
 Greece  
 Hungary ▶  
 Ireland

Italy ▶  
 Latvia  
 Lithuania  
 Luxembourg  
 Malta  
 Netherlands ▶  
 Poland ▶  
 Portugal ▶  
 Romania  
 Slovakia  
 Slovenia  
 Spain ▶  
 Sweden  
 UK ▶

Preferences Overview

Most Contacted

Shared Interests

Most Responsive

**Most Disappointing**



Of 1123 votes by 326 respondents, Croatia received 15 (1.3%)

2% Visegrád 4  
 1% Affluent 7  
 1% Big 6  
 1% Founding 6

Share of votes by group

38% Slovenia  
 4% Belgium  
 4% Hungary  
 2% Germany  
 1% Denmark  
 1% Italy

Share of votes by country

Top %  
 10+ %  
 5-9 %  
 1-4 %

Rounded results. 0% shares not shown.



Croatia



Design

Findings

Chapters

**Preferences**

Influence

Partners

Policies

ecfr.eu/eucoalitionexplorer

# Most Disappointing Votes for Cyprus

Q4

“In your view or experience, which other governments or EU member states have disappointed your own government? (select up to five)”

EU  
 Big Six ▶  
 Founding Six ▶

Affluent Seven ▶  
 Southern Seven ▶  
 Visegrád Four ▶

Austria ▶  
 Belgium ▶  
 Bulgaria ▶  
 Croatia ▶  
**Cyprus**  
 Czech Rep. ▶  
 Denmark ▶  
 Estonia ▶  
 Finland ▶  
 France ▶  
 Germany ▶  
 Greece ▶  
 Hungary ▶  
 Ireland ▶

Italy ▶  
 Latvia ▶  
 Lithuania ▶  
 Luxembourg ▶  
 Malta ▶  
 Netherlands ▶  
 Poland ▶  
 Portugal ▶  
 Romania ▶  
 Slovakia ▶  
 Slovenia ▶  
 Spain ▶  
 Sweden ▶  
 UK ▶

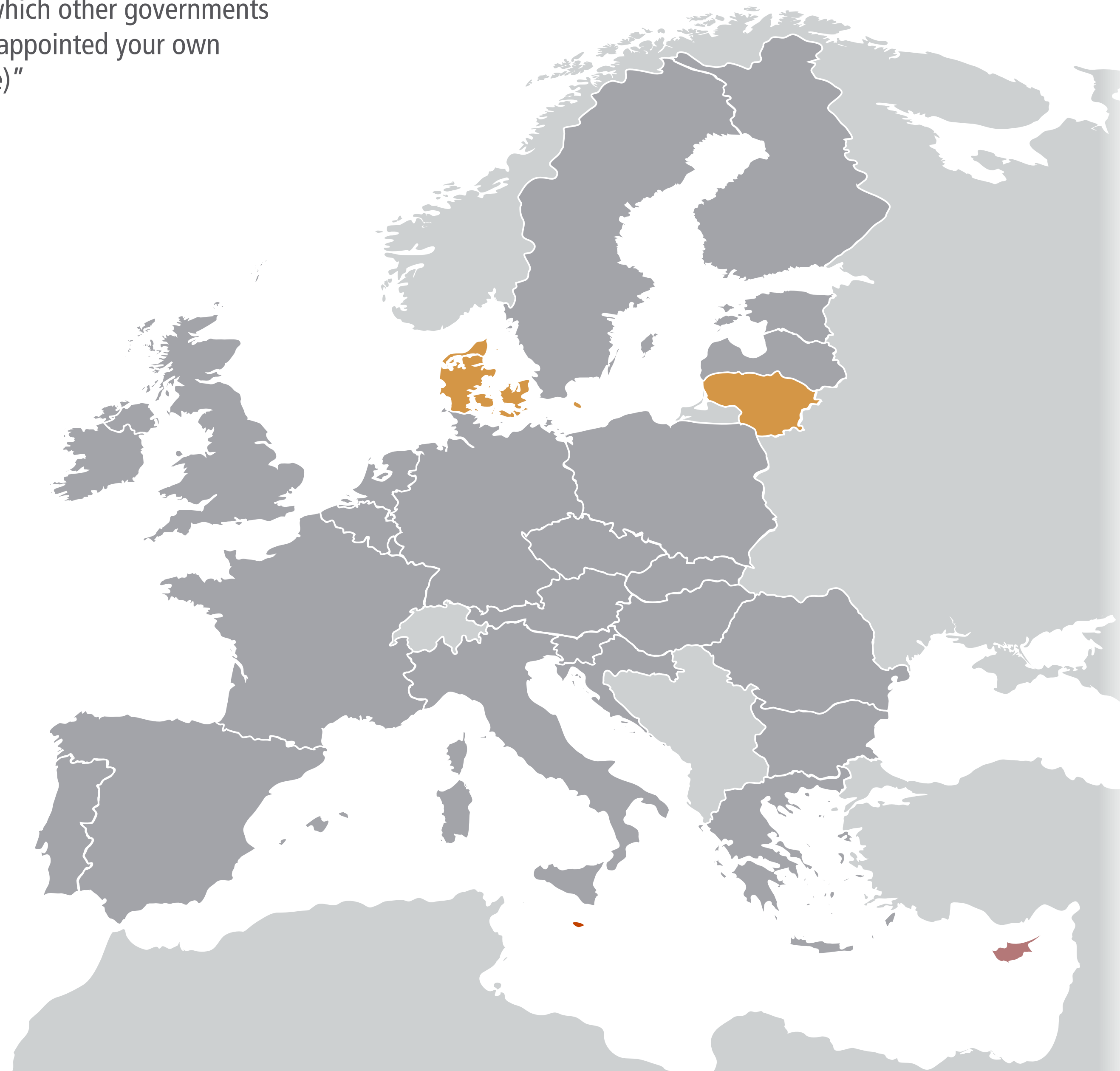
Preferences Overview

Most Contacted

Shared Interests

Most Responsive

**Most Disappointing**



Of 1123 votes by 326 respondents, Cyprus received 10 (0.9%)

2% Affluent 7  
 1% Founding 6  
 1% Southern 7

Share of votes by group

11% Malta  
 7% Lithuania  
 5% Denmark  
 2% Netherlands  
 2% Portugal  
 1% France

Share of votes by country

Top %  
 10+ %  
 5-9 %  
 1-4 %

Rounded results. 0% shares not shown.



Cyprus



Design

Findings

Chapters

**Preferences**

Influence

Partners

Policies

ecfr.eu/eucoalitionexplorer

# Most Disappointing Votes for Czech Rep. by Czech Rep.

**Q4** "In your view or experience, which other governments or EU member states have disappointed your own government? (select up to five)"

- EU
- Big Six ▶
- Founding Six ▶
- Affluent Seven ▶
- Southern Seven ▶
- Visegrád Four ▶

- Austria
- Belgium
- Bulgaria
- Croatia
- Cyprus
- Czech Rep. ▶**
- Denmark ▶
- Estonia
- Finland ▶
- France ▶
- Germany ▶
- Greece
- Hungary ▶
- Ireland
- Italy ▶
- Latvia
- Lithuania
- Luxembourg
- Malta
- Netherlands ▶
- Poland ▶
- Portugal ▶
- Romania
- Slovakia
- Slovenia
- Spain ▶
- Sweden
- UK ▶

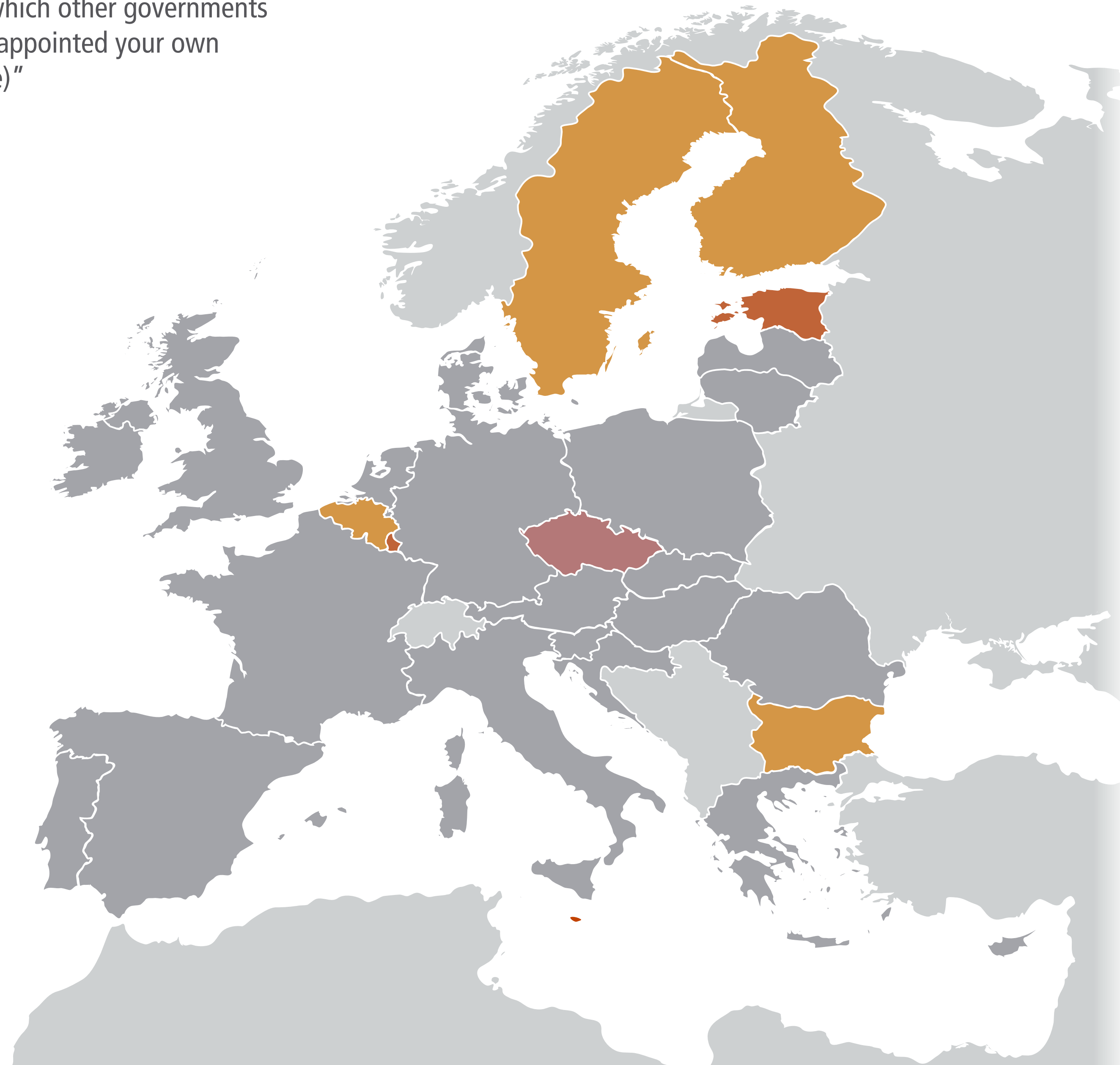
Preferences Overview

Most Contacted

Shared Interests

Most Responsive

**Most Disappointing**



Of 1123 votes by 326 respondents, Czech Rep. received 28 (2.5%)

Share of votes by group	Group
4%	Affluent 7
3%	Founding 6
2%	Big 6
2%	Southern 7
1%	Visegrád 4

Share of votes by country	Country
22%	Malta
13%	Estonia
10%	Luxembourg
9%	Sweden
6%	Belgium
5%	Bulgaria
5%	Finland
4%	Germany
3%	UK
2%	France
2%	Netherlands
2%	Poland
2%	Portugal
2%	Spain
1%	Denmark
1%	Hungary
1%	Italy

- Top %
- 10+ %
- 5-9 %
- 1-4 %

Rounded results. 0% shares not shown.

# Most Disappointing Votes for Czech Rep. by Czech Rep.

Q4

“In your view or experience, which other governments or EU member states have disappointed your own government? (select up to five)”

- EU
- Big Six ▶
- Founding Six ▶
- Affluent Seven ▶
- Southern Seven ▶
- Visegrád Four ▶

- Austria
- Belgium
- Bulgaria
- Croatia
- Cyprus
- Czech Rep. ▶**
- Denmark ▶
- Estonia
- Finland ▶
- France ▶
- Germany ▶
- Greece
- Hungary ▶
- Ireland
- Italy ▶
- Latvia
- Lithuania
- Luxembourg
- Malta
- Netherlands ▶
- Poland ▶
- Portugal ▶
- Romania
- Slovakia
- Slovenia
- Spain ▶
- Sweden
- UK ▶

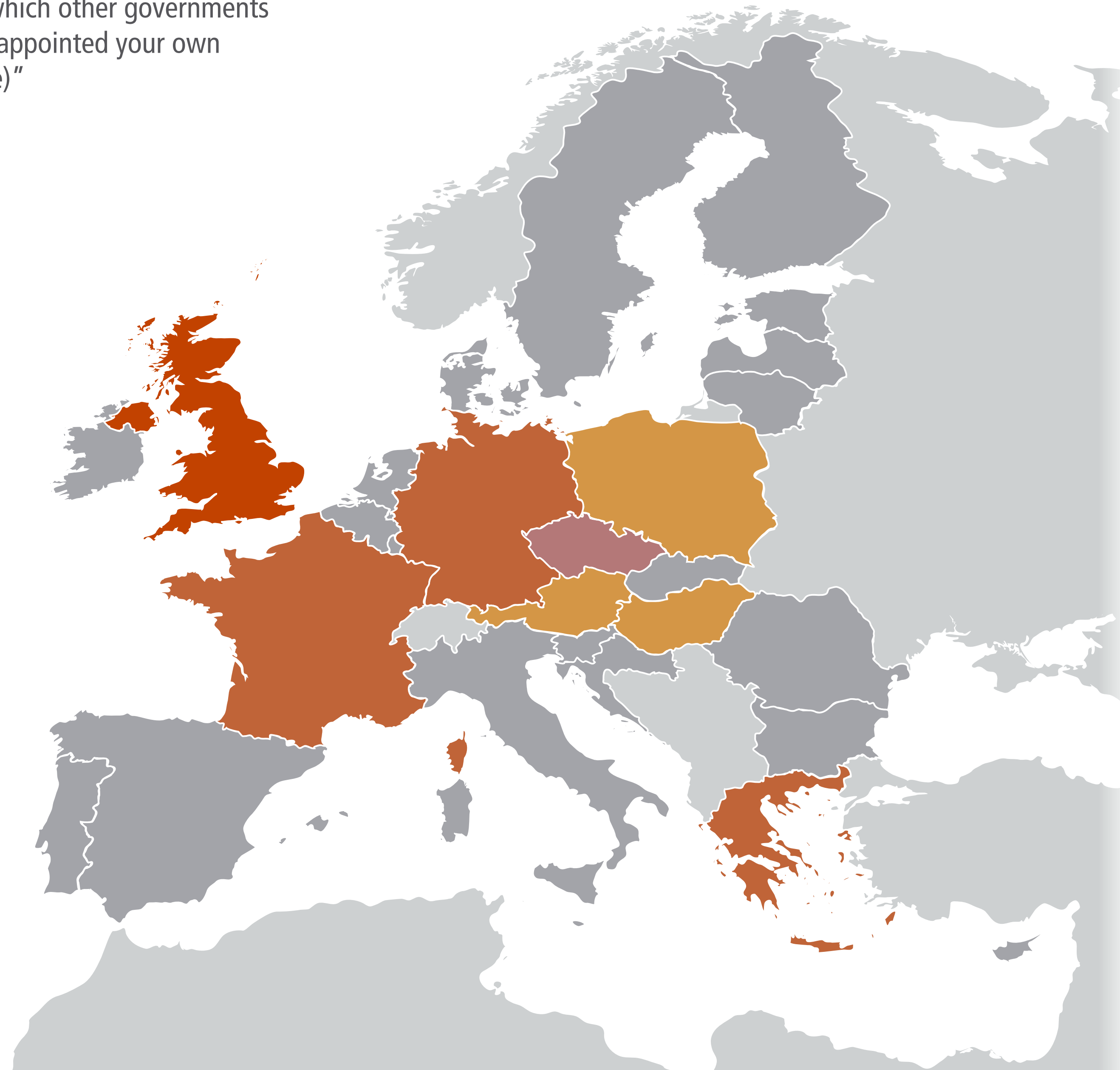
Preferences Overview

Most Contacted

Shared Interests

Most Responsive

**Most Disappointing**



Of 41 votes by 12 respondents, UK received the most: 8

- 66% Big 6
- 39% Founding 6
- 39% Southern 7
- 15% Visegrád 4
- 7% Affluent 7

Share of votes for group

- 20% UK
- 17% France
- 17% Germany
- 15% Greece
- 7% Hungary
- 7% Poland
- 5% Austria
- 2% Bulgaria
- 2% Italy
- 2% Luxembourg
- 2% Portugal
- 2% Spain

Share of votes for country

- Top %
- 10+ %
- 5-9 %
- 1-4 %

Rounded results. 0% shares not shown.

# Most Disappointing Votes for Denmark by Denmark

**Q4** "In your view or experience, which other governments or EU member states have disappointed your own government? (select up to five)"

- EU
- Big Six ▶
- Founding Six ▶
- Affluent Seven ▶
- Southern Seven ▶
- Visegrád Four ▶

- Austria
- Belgium
- Bulgaria
- Croatia
- Cyprus
- Czech Rep. ▶
- Denmark ▶**
- Estonia
- Finland ▶
- France ▶
- Germany ▶
- Greece
- Hungary ▶
- Ireland
- Italy ▶
- Latvia
- Lithuania
- Luxembourg
- Malta
- Netherlands ▶
- Poland ▶
- Portugal ▶
- Romania
- Slovakia
- Slovenia
- Spain ▶
- Sweden
- UK ▶

- Preferences Overview
- Most Contacted
- Shared Interests
- Most Responsive
- Most Disappointing**



Of 1123 votes by 326 respondents, Denmark received 12 (1.1%)

2% Southern 7  
2% Visegrád 4  
1% Big 6  
1% Founding 6

Share of votes by group

5% Greece  
4% Portugal  
2% Finland  
2% France  
2% Hungary  
2% Poland  
1% Italy  
1% Spain

Share of votes by country

■ Top %  
■ 10+ %  
■ 5-9 %  
■ 1-4 %

Rounded results. 0% shares not shown.

# Most Disappointing Votes for Denmark by Denmark


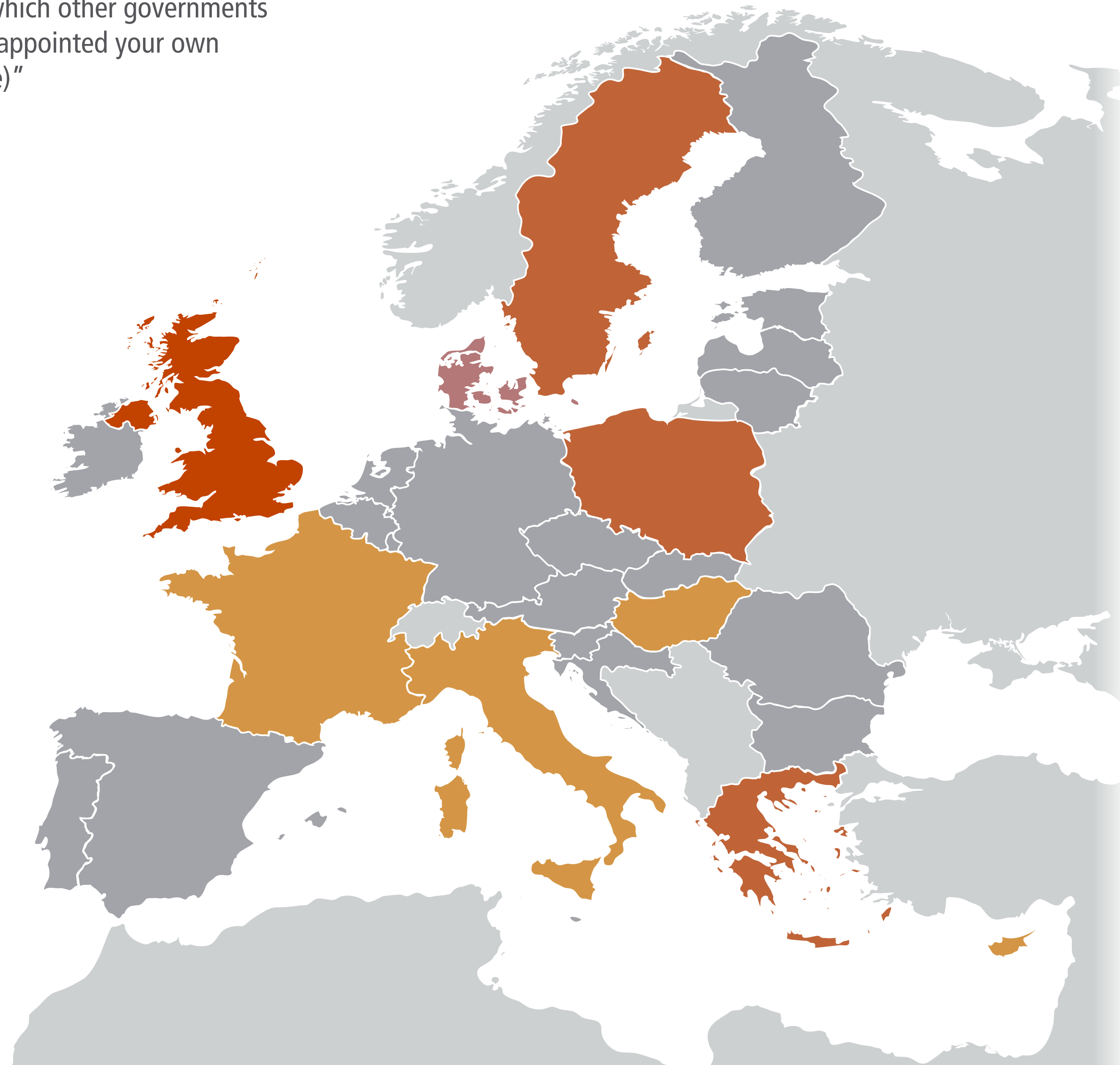
Q4

“In your view or experience, which other governments or EU member states have disappointed your own government? (select up to five)”

- EU
- Big Six ▶
- Founding Six ▶
- Affluent Seven ▶
- Southern Seven ▶
- Visegrád Four ▶

- Austria
- Belgium
- Bulgaria
- Croatia
- Cyprus
- Czech Rep. ▶
- Denmark ▶**
- Estonia
- Finland ▶
- France ▶
- Germany ▶
- Greece
- Hungary ▶
- Ireland
- Italy ▶
- Latvia
- Lithuania
- Luxembourg
- Malta
- Netherlands ▶
- Poland ▶
- Portugal ▶
- Romania
- Slovakia
- Slovenia
- Spain ▶
- Sweden
- UK ▶

- Preferences Overview
- Most Contacted
- Shared Interests
- Most Responsive
- Most Disappointing**



Of 82 votes by 24 respondents, UK received the most: 13

Share of votes for group	Group
45%	Big 6
33%	Southern 7
24%	Founding 6
23%	Visegrád 4
21%	Affluent 7

Share of votes for country	Country
16%	UK
11%	Greece
11%	Poland
10%	Sweden
9%	Hungary
7%	France
5%	Cyprus
5%	Italy
4%	Belgium
4%	Germany
4%	Luxembourg
2%	Austria
2%	Slovakia
2%	Spain
1%	Croatia
1%	Czech Rep.
1%	Ireland
1%	Malta
1%	Netherlands
1%	Portugal
1%	Romania

- Top %
- 10+ %
- 5-9 %
- 1-4 %

Rounded results. 0% shares not shown.

# Most Disappointing Votes for Estonia

**Q4** "In your view or experience, which other governments or EU member states have disappointed your own government? (select up to five)"

- EU
- Big Six ▶
- Founding Six ▶
- Affluent Seven ▶
- Southern Seven ▶
- Visegrád Four ▶

- Austria
- Belgium
- Bulgaria
- Croatia
- Cyprus
- Czech Rep. ▶
- Denmark ▶
- Estonia**
- Finland ▶
- France ▶
- Germany ▶
- Greece
- Hungary ▶
- Ireland
- Italy ▶
- Latvia
- Lithuania
- Luxembourg
- Malta
- Netherlands ▶
- Poland ▶
- Portugal ▶
- Romania
- Slovakia
- Slovenia
- Spain ▶
- Sweden
- UK ▶

Preferences Overview

Most Contacted

Shared Interests

Most Responsive

**Most Disappointing**



Of 1123 votes by 326 respondents, Estonia received 8 (0.7%)

2% Southern 7  
1% Affluent 7  
1% Big 6  
1% Founding 6

Share of votes by group

4% Sweden  
2% Finland  
2% France  
2% Portugal  
2% Spain  
1% Italy

Share of votes by country

■ Top %  
■ 10+ %  
■ 5-9 %  
■ 1-4 %

Rounded results. 0% shares not shown.




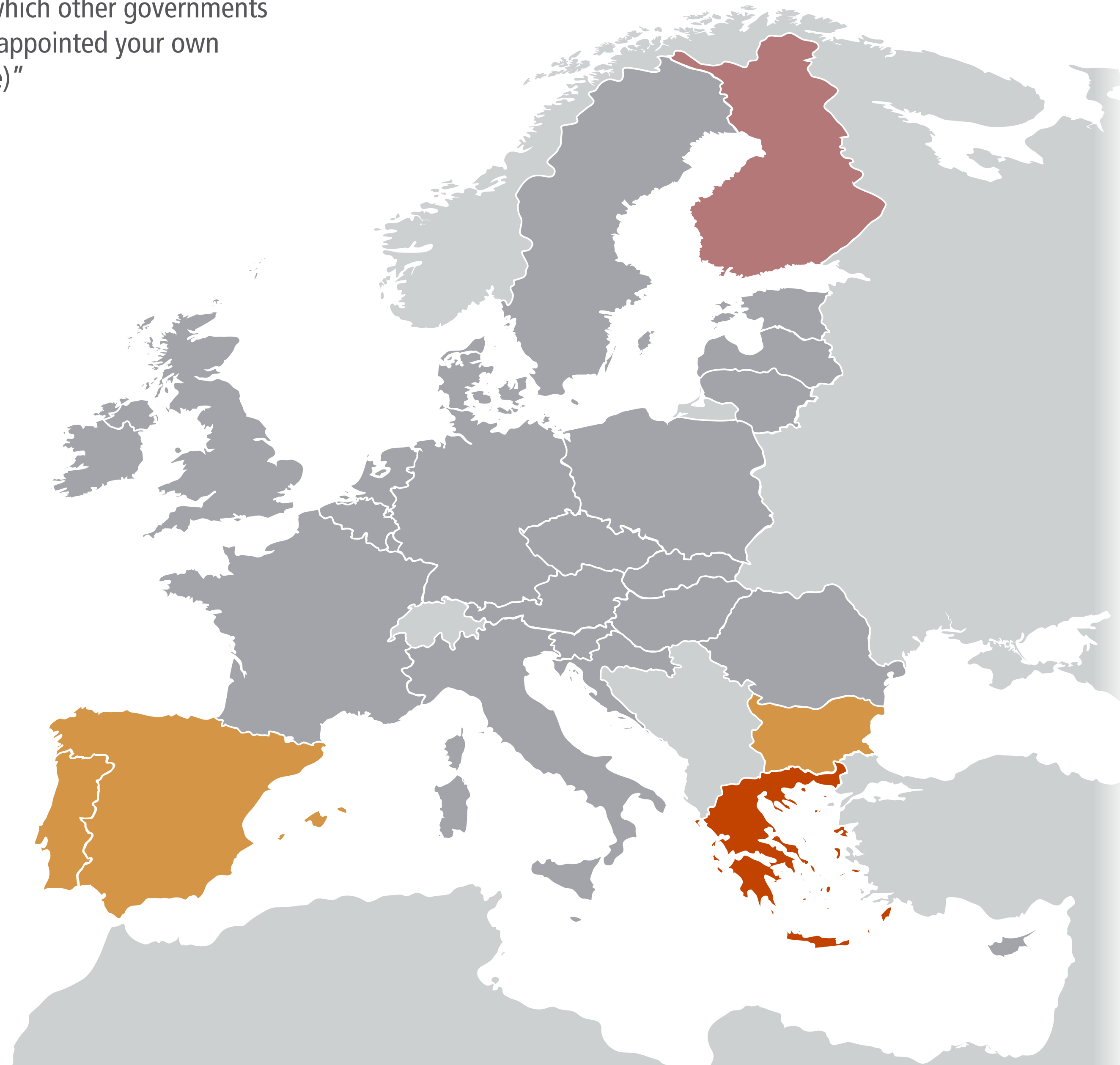
# Most Disappointing Votes for Finland by Finland

**Q4** "In your view or experience, which other governments or EU member states have disappointed your own government? (select up to five)"

- EU
- Big Six ▶
- Founding Six ▶
- Affluent Seven ▶
- Southern Seven ▶
- Visegrád Four ▶

- Austria
- Belgium
- Bulgaria
- Croatia
- Cyprus
- Czech Rep. ▶
- Denmark ▶
- Estonia
- Finland ▶**
- France ▶
- Germany ▶
- Greece
- Hungary ▶
- Ireland
- Italy ▶
- Latvia
- Lithuania
- Luxembourg
- Malta
- Netherlands ▶
- Poland ▶
- Portugal ▶
- Romania
- Slovakia
- Slovenia
- Spain ▶
- Sweden
- UK ▶

- Preferences Overview
- Most Contacted
- Shared Interests
- Most Responsive
- Most Disappointing**



Of 1123 votes by 326 respondents, Finland received 19 (1.7%)

4% Southern 7  
2% Big 6  
1% Founding 6  
1% Visegrád 4

Share of votes by group

10% Greece  
9% Portugal  
6% Spain  
5% Bulgaria  
3% UK  
2% Hungary  
2% Italy  
1% France

Share of votes by country

Top %  
10+ %  
5-9 %  
1-4 %

Rounded results. 0% shares not shown.

# Most Disappointing Votes for Finland by Finland

**Q4** "In your view or experience, which other governments or EU member states have disappointed your own government? (select up to five)"

- EU
- Big Six ▶
- Founding Six ▶
- Affluent Seven ▶
- Southern Seven ▶
- Visegrád Four ▶

- Austria
- Belgium
- Bulgaria
- Croatia
- Cyprus
- Czech Rep. ▶
- Denmark ▶
- Estonia
- Finland ▶**
- France ▶
- Germany ▶
- Greece
- Hungary ▶
- Ireland
- Italy ▶
- Latvia
- Lithuania
- Luxembourg
- Malta
- Netherlands ▶
- Poland ▶
- Portugal ▶
- Romania
- Slovakia
- Slovenia
- Spain ▶
- Sweden
- UK ▶

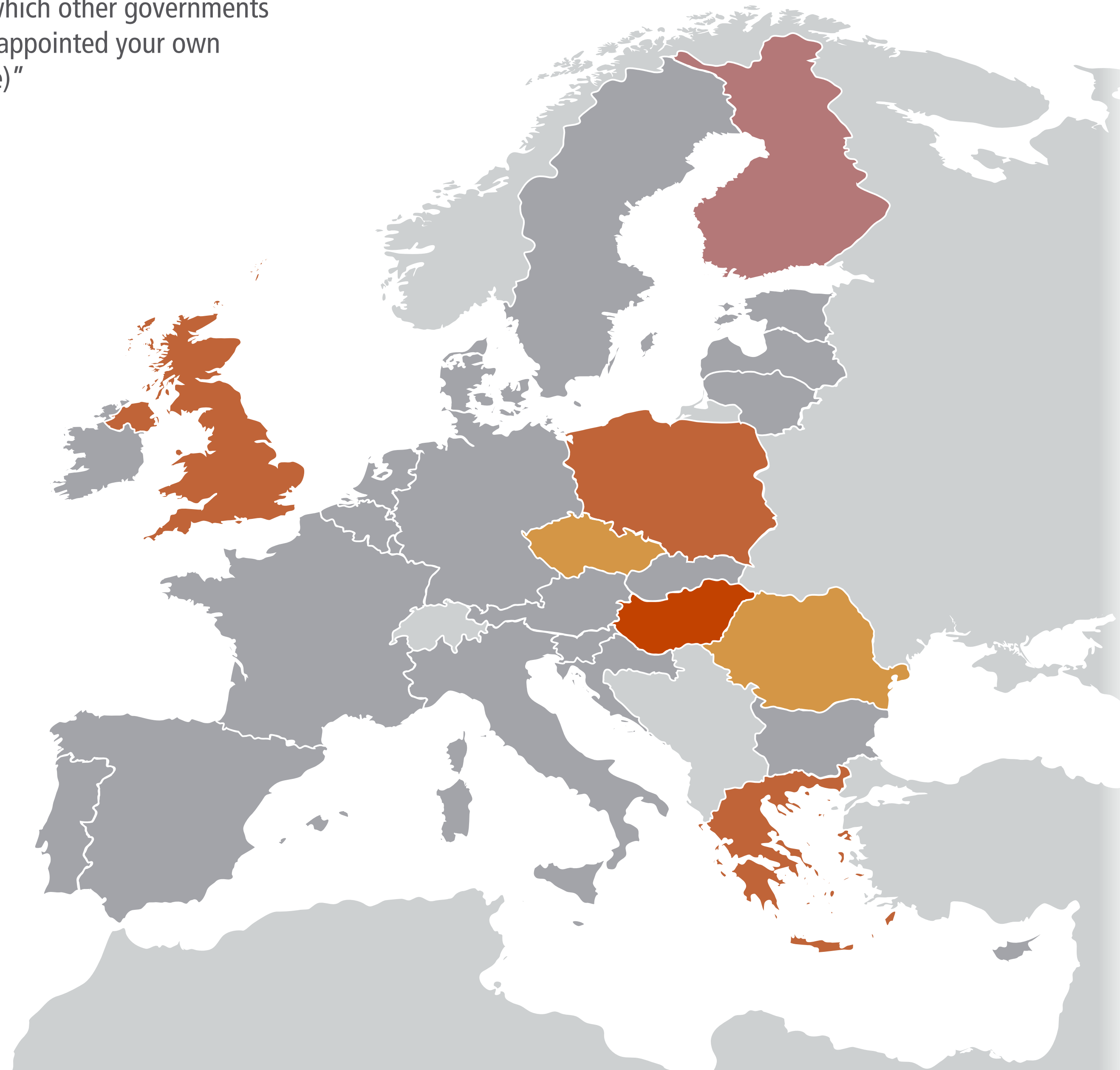
Preferences Overview

Most Contacted

Shared Interests

Most Responsive

**Most Disappointing**



Of 43 votes by 14 respondents, Hungary received the most: 9

- 42% Visegrád 4
- 37% Big 6
- 23% Southern 7
- 9% Founding 6
- 7% Affluent 7

Share of votes for group

- 21% Hungary
- 16% Greece
- 14% Poland
- 14% UK
- 7% Romania
- 5% Czech Rep.
- 2% Belgium
- 2% Bulgaria
- 2% Denmark
- 2% Estonia
- 2% France
- 2% Germany
- 2% Italy
- 2% Slovakia
- 2% Spain
- 2% Sweden

Share of votes for country

- Top %
- 10+ %
- 5-9 %
- 1-4 %

Rounded results. 0% shares not shown.

# Most Disappointing Votes for France by France

**Q4** "In your view or experience, which other governments or EU member states have disappointed your own government? (select up to five)"

- EU
- Big Six ▶
- Founding Six ▶
- Affluent Seven ▶
- Southern Seven ▶
- Visegrád Four ▶

- Austria
- Belgium
- Bulgaria
- Croatia
- Cyprus
- Czech Rep. ▶
- Denmark ▶
- Estonia
- Finland ▶
- France ▶**
- Germany ▶
- Greece
- Hungary ▶
- Ireland
- Italy ▶
- Latvia
- Lithuania
- Luxembourg
- Malta
- Netherlands ▶
- Poland ▶
- Portugal ▶
- Romania
- Slovakia
- Slovenia
- Spain ▶
- Sweden
- UK ▶


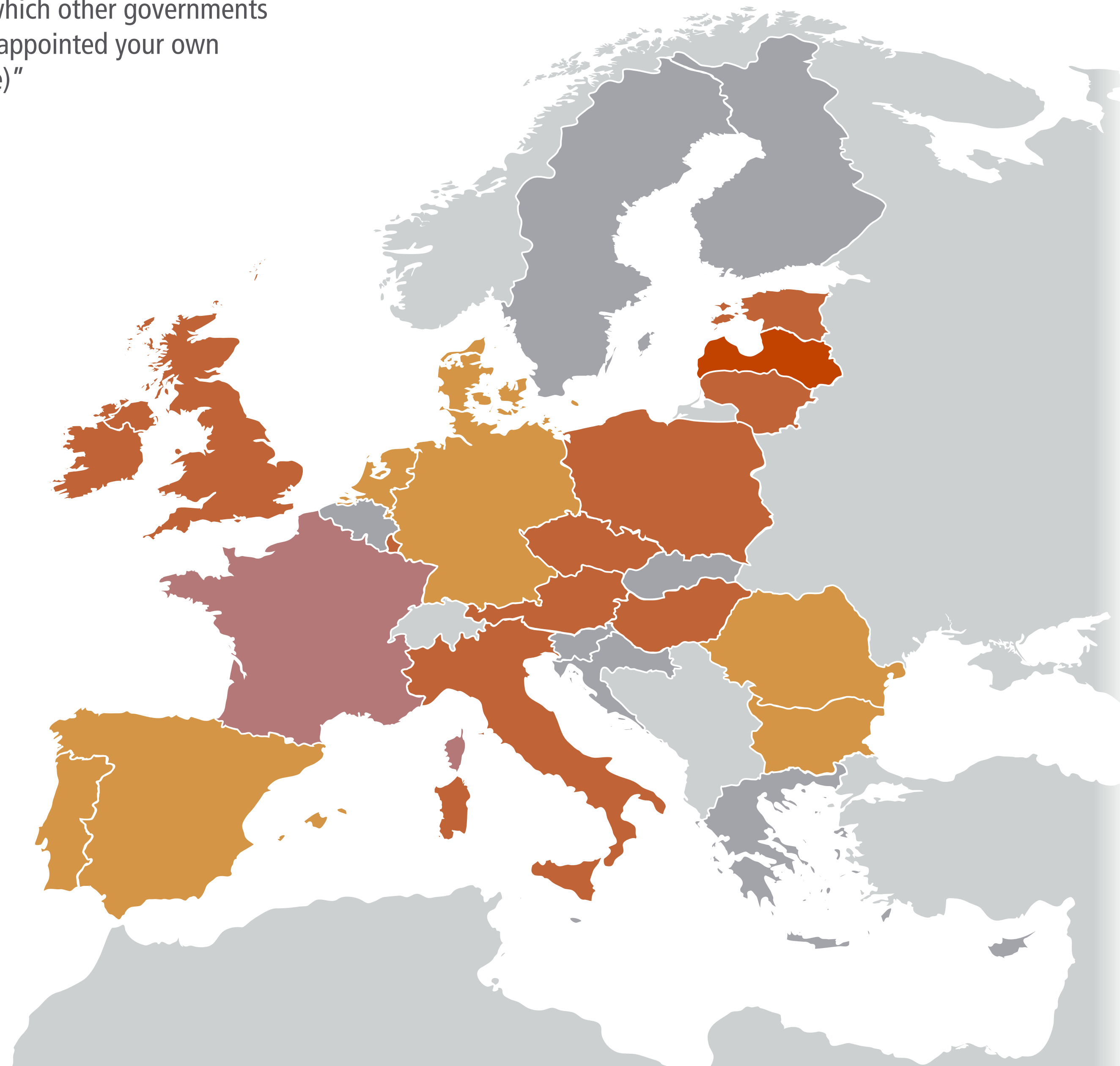
Preferences Overview

Most Contacted

Shared Interests

Most Responsive

**Most Disappointing**



Of 1123 votes by 326 respondents, France received 96 (8.5%)

Share of votes by group	
14%	Visegrád 4
9%	Big 6
6%	Affluent 7
6%	Founding 6
6%	Southern 7

Share of votes by country	
22%	Latvia
21%	Ireland
21%	UK
17%	Czech Rep.
16%	Poland
14%	Austria
14%	Lithuania
13%	Estonia
13%	Hungary
11%	Italy
10%	Luxembourg
9%	Portugal
9%	Romania
7%	Denmark
7%	Netherlands
6%	Germany
6%	Spain
5%	Bulgaria
4%	Belgium
2%	Finland

- Top %
- 10+ %
- 5-9 %
- 1-4 %

Rounded results. 0% shares not shown.

# Most Disappointing Votes for France by France

Q4

“In your view or experience, which other governments or EU member states have disappointed your own government? (select up to five)”

- EU
- Big Six ▶
- Founding Six ▶
- Affluent Seven ▶
- Southern Seven ▶
- Visegrád Four ▶

- Austria
- Belgium
- Bulgaria
- Croatia
- Cyprus
- Czech Rep. ▶
- Denmark ▶
- Estonia
- Finland ▶
- France ▶**
- Germany ▶
- Greece
- Hungary ▶
- Ireland
- Italy ▶
- Latvia
- Lithuania
- Luxembourg
- Malta
- Netherlands ▶
- Poland ▶
- Portugal ▶
- Romania
- Slovakia
- Slovenia
- Spain ▶
- Sweden
- UK ▶


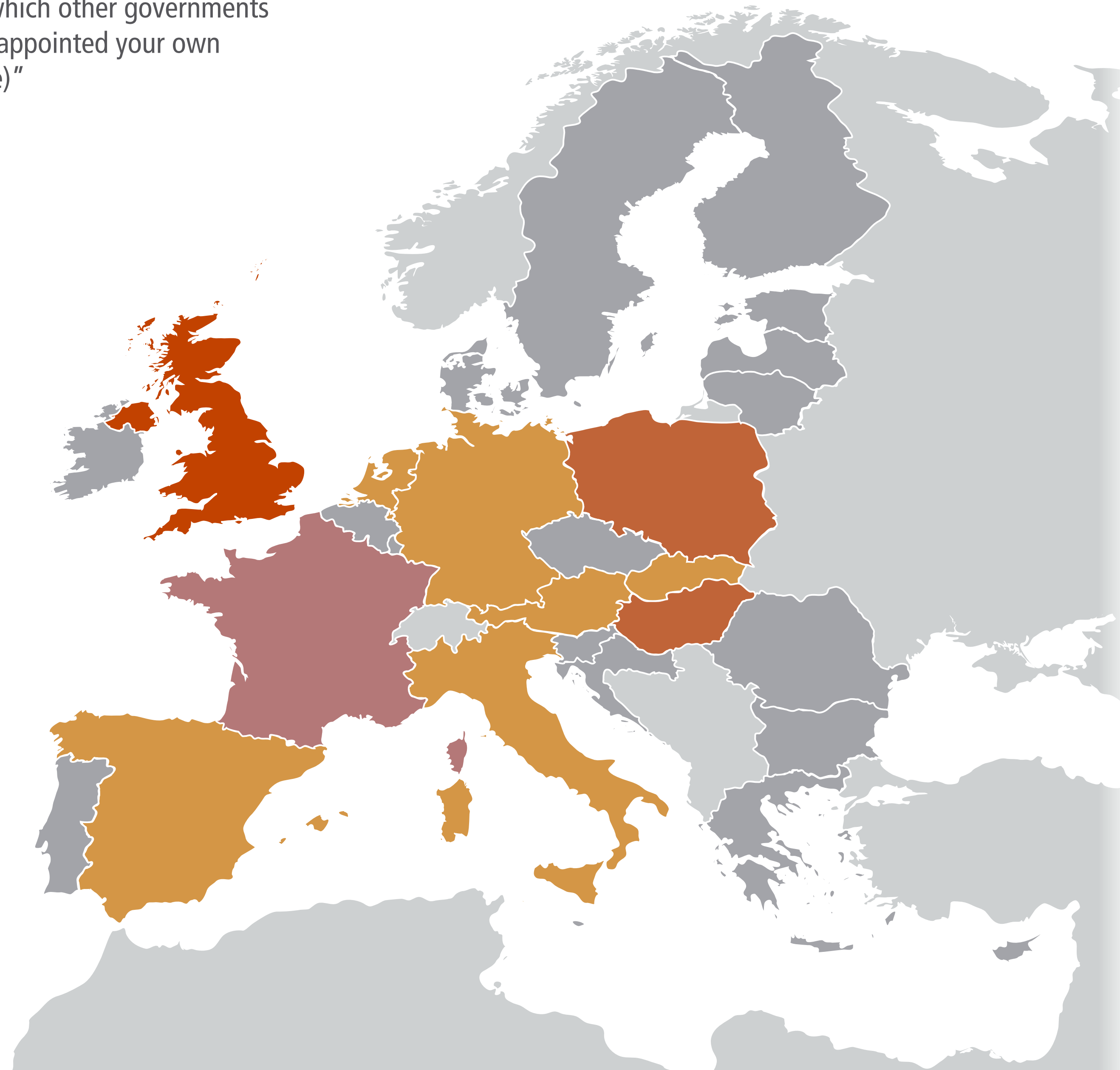
Preferences Overview

Most Contacted

Shared Interests

Most Responsive

**Most Disappointing**



Of 88 votes by 28 respondents, UK received the most: 16

- 52% Big 6
- 35% Visegrád 4
- 22% Founding 6
- 16% Affluent 7
- 16% Southern 7

Share of votes for group

- 18% UK
- 14% Poland
- 13% Hungary
- 9% Germany
- 7% Italy
- 7% Slovakia
- 6% Netherlands
- 5% Austria
- 5% Spain
- 3% Greece
- 2% Czech Rep.
- 2% Denmark
- 2% Estonia
- 2% Sweden
- 1% Cyprus
- 1% Finland
- 1% Ireland
- 1% Lithuania
- 1% Slovenia

Share of votes for country

- Top %
- 10+ %
- 5-9 %
- 1-4 %

Rounded results. 0% shares not shown.



France



Design

Findings

Chapters

**Preferences**

Influence

Partners

Policies

ecfr.eu/eucoalitionexplorer

# Most Disappointing Votes for Germany by Germany

**Q4** "In your view or experience, which other governments or EU member states have disappointed your own government? (select up to five)"

- EU
- Big Six ▶
- Founding Six ▶
- Affluent Seven ▶
- Southern Seven ▶
- Visegrád Four ▶

- Austria
- Belgium
- Bulgaria
- Croatia
- Cyprus
- Czech Rep. ▶
- Denmark ▶
- Estonia
- Finland ▶
- France ▶
- Germany ▶**
- Greece
- Hungary ▶
- Ireland
- Italy ▶
- Latvia
- Lithuania
- Luxembourg
- Malta
- Netherlands ▶
- Poland ▶
- Portugal ▶
- Romania
- Slovakia
- Slovenia
- Spain ▶
- Sweden
- UK ▶


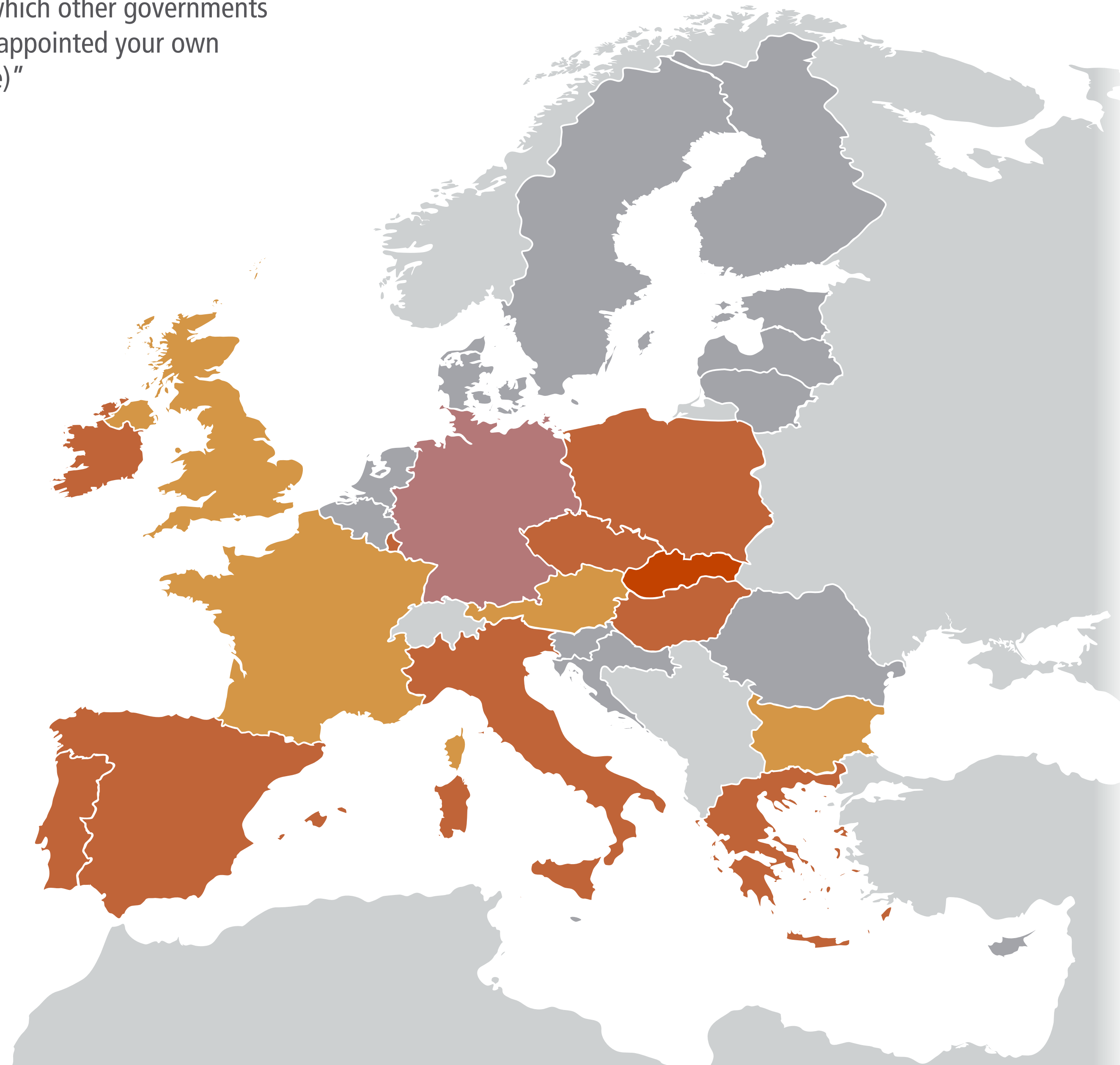
Preferences Overview

Most Contacted

Shared Interests

Most Responsive

**Most Disappointing**



Of 1123 votes by 326 respondents, Germany received 99 (8.8%)

- 17% Visegrád 4
- 13% Southern 7
- 9% Big 6
- 6% Founding 6
- 3% Affluent 7

Share of votes by group

- 40% Slovakia
- 21% Ireland
- 20% Hungary
- 18% Portugal
- 17% Czech Rep.
- 15% Greece
- 13% Italy
- 13% Spain
- 11% Poland
- 10% Luxembourg
- 9% France
- 7% Austria
- 6% UK
- 5% Bulgaria
- 4% Denmark
- 3% Lithuania
- 2% Finland
- 2% Netherlands

Share of votes by country

- Top %
- 10+ %
- 5-9 %
- 1-4 %

Rounded results. 0% shares not shown.

# Most Disappointing Votes for Germany by Germany

Q4

“In your view or experience, which other governments or EU member states have disappointed your own government? (select up to five)”

- EU
- Big Six ▶
- Founding Six ▶
- Affluent Seven ▶
- Southern Seven ▶
- Visegrád Four ▶

- Austria
- Belgium
- Bulgaria
- Croatia
- Cyprus
- Czech Rep. ▶
- Denmark ▶
- Estonia
- Finland ▶
- France ▶
- Germany ▶**
- Greece
- Hungary ▶
- Ireland
- Italy ▶
- Latvia
- Lithuania
- Luxembourg
- Malta
- Netherlands ▶
- Poland ▶
- Portugal ▶
- Romania
- Slovakia
- Slovenia
- Spain ▶
- Sweden
- UK ▶


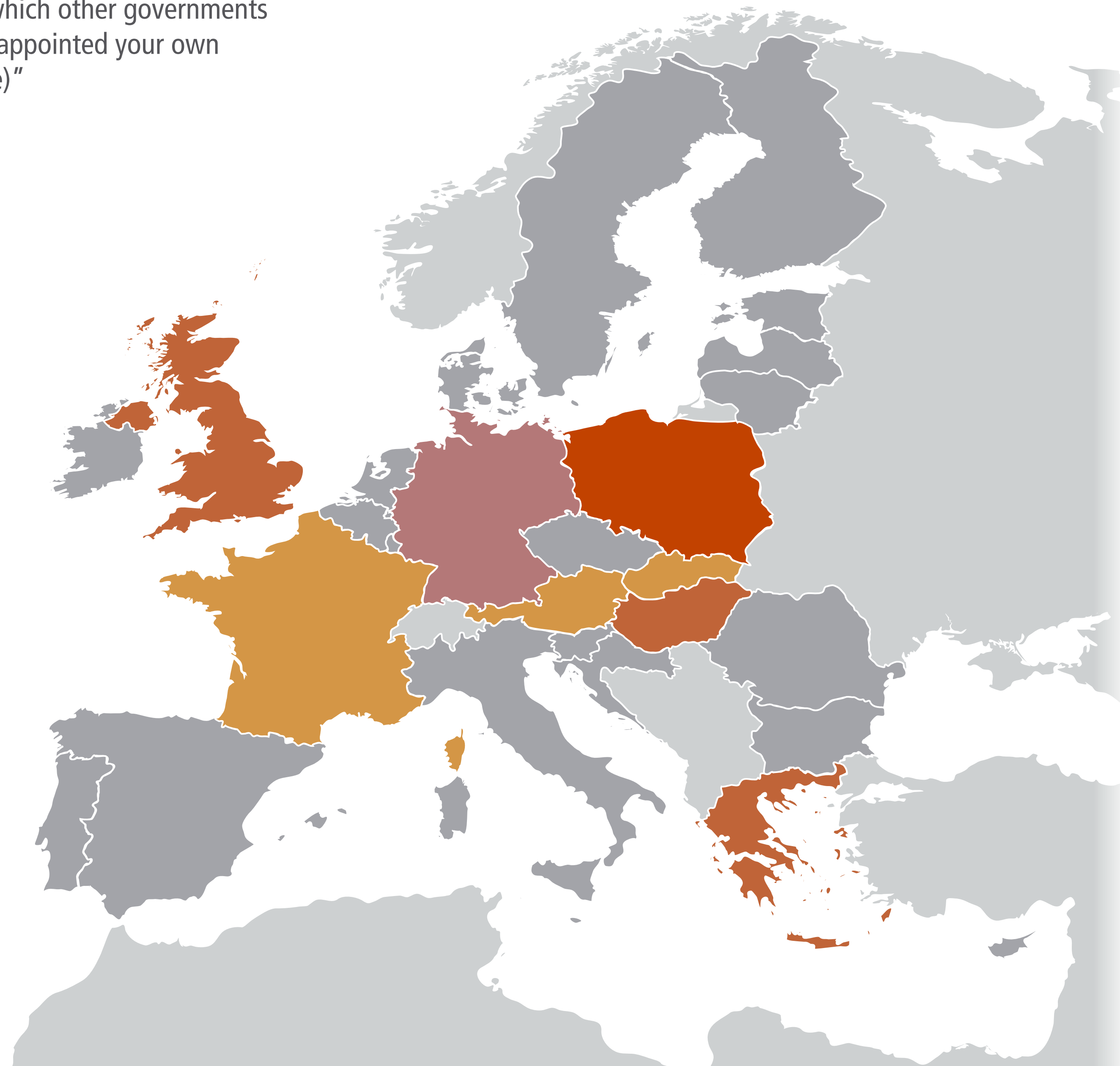
Preferences Overview

Most Contacted

Shared Interests

Most Responsive

**Most Disappointing**



Of 101 votes by 26 respondents, Poland received the most: 18

- 48% Visegrád 4
- 47% Big 6
- 25% Southern 7
- 11% Founding 6
- 9% Affluent 7

Share of votes for group

- 18% Poland
- 17% Hungary
- 17% UK
- 12% Greece
- 9% Slovakia
- 7% Austria
- 6% France
- 4% Czech Rep.
- 4% Italy
- 2% Croatia
- 2% Spain
- 1% Netherlands
- 1% Portugal
- 1% Sweden

Share of votes for country

- Top %
- 10+ %
- 5-9 %
- 1-4 %

Rounded results. 0% shares not shown.

# Most Disappointing Votes for Greece

**Q4** "In your view or experience, which other governments or EU member states have disappointed your own government? (select up to five)"

- EU
- Big Six ▶
- Founding Six ▶
- Affluent Seven ▶
- Southern Seven ▶
- Visegrád Four ▶

- Austria
- Belgium
- Bulgaria
- Croatia
- Cyprus
- Czech Rep. ▶
- Denmark ▶
- Estonia
- Finland ▶
- France ▶
- Germany ▶
- Greece**
- Hungary ▶
- Ireland
- Italy ▶
- Latvia
- Lithuania
- Luxembourg
- Malta
- Netherlands ▶
- Poland ▶
- Portugal ▶
- Romania
- Slovakia
- Slovenia
- Spain ▶
- Sweden
- UK ▶


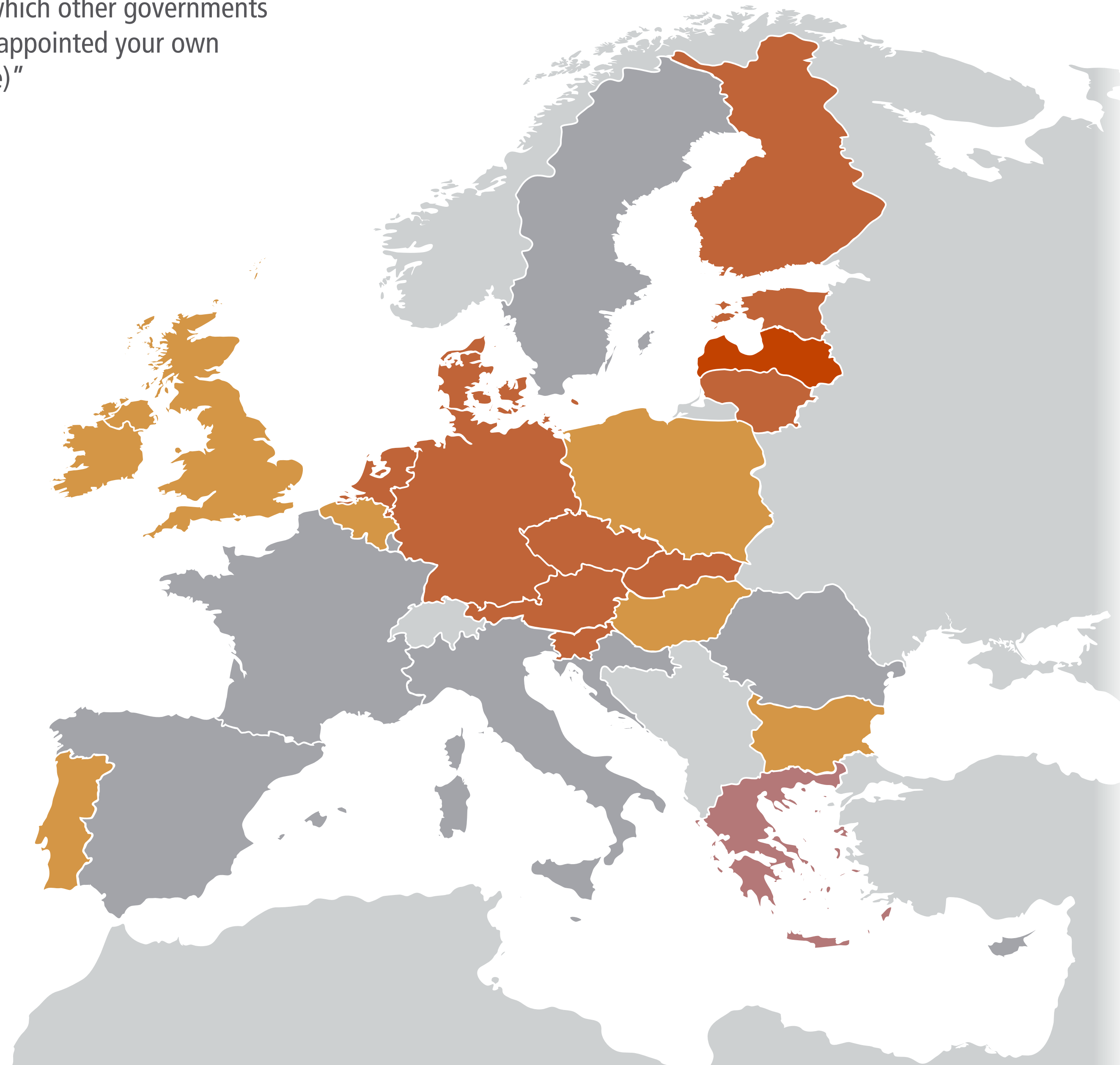
Preferences Overview

Most Contacted

Shared Interests

Most Responsive

**Most Disappointing**



Of 1123 votes by 326 respondents, Greece received 89 (7.9%)

- 11% Affluent 7
- 9% Visegrád 4
- 7% Founding 6
- 6% Big 6
- 2% Southern 7

Share of votes by group

- 33% Latvia
- 23% Slovenia
- 21% Austria
- 20% Slovakia
- 16% Finland
- 15% Czech Rep.
- 14% Lithuania
- 14% Netherlands
- 13% Estonia
- 12% Germany
- 11% Denmark
- 9% Bulgaria
- 9% Poland
- 9% UK
- 7% Ireland
- 6% Belgium
- 5% Hungary
- 5% Portugal
- 4% Romania
- 3% France
- 2% Spain

Share of votes by country

- Top %
- 10+ %
- 5-9 %
- 1-4 %

Rounded results. 0% shares not shown.


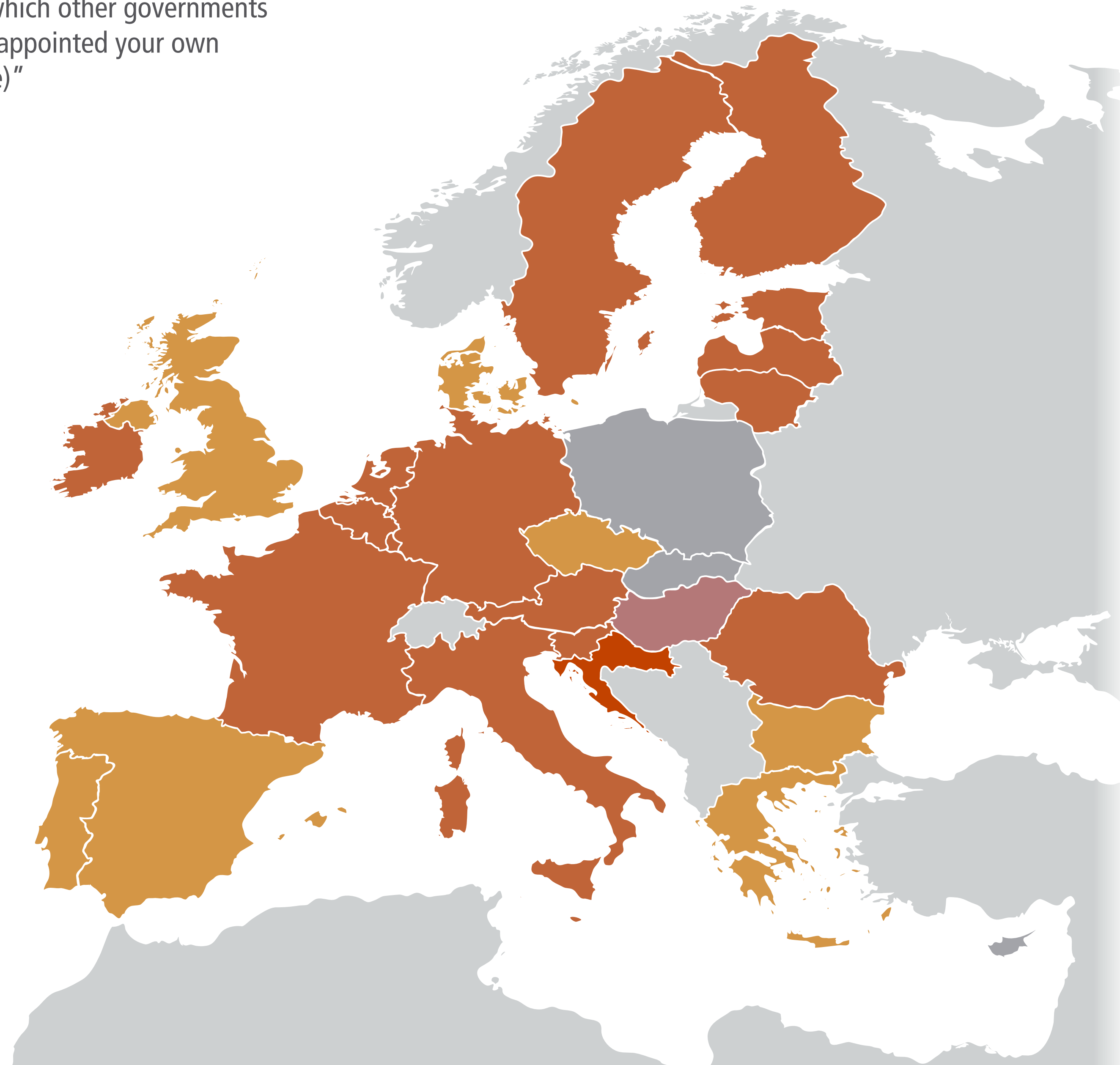
# Most Disappointing Votes for Hungary by Hungary

**Q4** "In your view or experience, which other governments or EU member states have disappointed your own government? (select up to five)"

- EU
- Big Six ▶
- Founding Six ▶
- Affluent Seven ▶
- Southern Seven ▶
- Visegrád Four ▶

- Austria
- Belgium
- Bulgaria
- Croatia
- Cyprus
- Czech Rep. ▶
- Denmark ▶
- Estonia
- Finland ▶
- France ▶
- Germany ▶
- Greece
- Hungary ▶**
- Ireland
- Italy ▶
- Latvia
- Lithuania
- Luxembourg
- Malta
- Netherlands ▶
- Poland ▶
- Portugal ▶
- Romania
- Slovakia
- Slovenia
- Spain ▶
- Sweden
- UK ▶

- Preferences Overview
- Most Contacted
- Shared Interests
- Most Responsive
- Most Disappointing**



Of 1123 votes by 326 respondents, Hungary received 119 (10.6%)

Share of votes by group	
15%	Affluent 7
15%	Founding 6
10%	Big 6
9%	Southern 7
3%	Visegrád 4

Share of votes by country	
33%	Croatia
30%	Romania
22%	Latvia
21%	Finland
19%	Belgium
18%	Netherlands
17%	Germany
17%	Sweden
15%	Slovenia
14%	Austria
14%	Ireland
13%	Estonia
13%	France
11%	Italy
11%	Malta
10%	Lithuania
10%	Luxembourg
9%	Denmark
9%	UK
7%	Czech Rep.
6%	Spain
5%	Bulgaria
5%	Greece
5%	Portugal
3%	Poland

Rounded results. 0% shares not shown.



# Most Disappointing Votes for Hungary by Hungary

Q4

“In your view or experience, which other governments or EU member states have disappointed your own government? (select up to five)”

- EU
- Big Six ▶
- Founding Six ▶
- Affluent Seven ▶
- Southern Seven ▶
- Visegrád Four ▶

- Austria
- Belgium
- Bulgaria
- Croatia
- Cyprus
- Czech Rep. ▶
- Denmark ▶
- Estonia
- Finland ▶
- France ▶
- Germany ▶
- Greece
- Hungary ▶**
- Ireland
- Italy ▶
- Latvia
- Lithuania
- Luxembourg
- Malta
- Netherlands ▶
- Poland ▶
- Portugal ▶
- Romania
- Slovakia
- Slovenia
- Spain ▶
- Sweden
- UK ▶


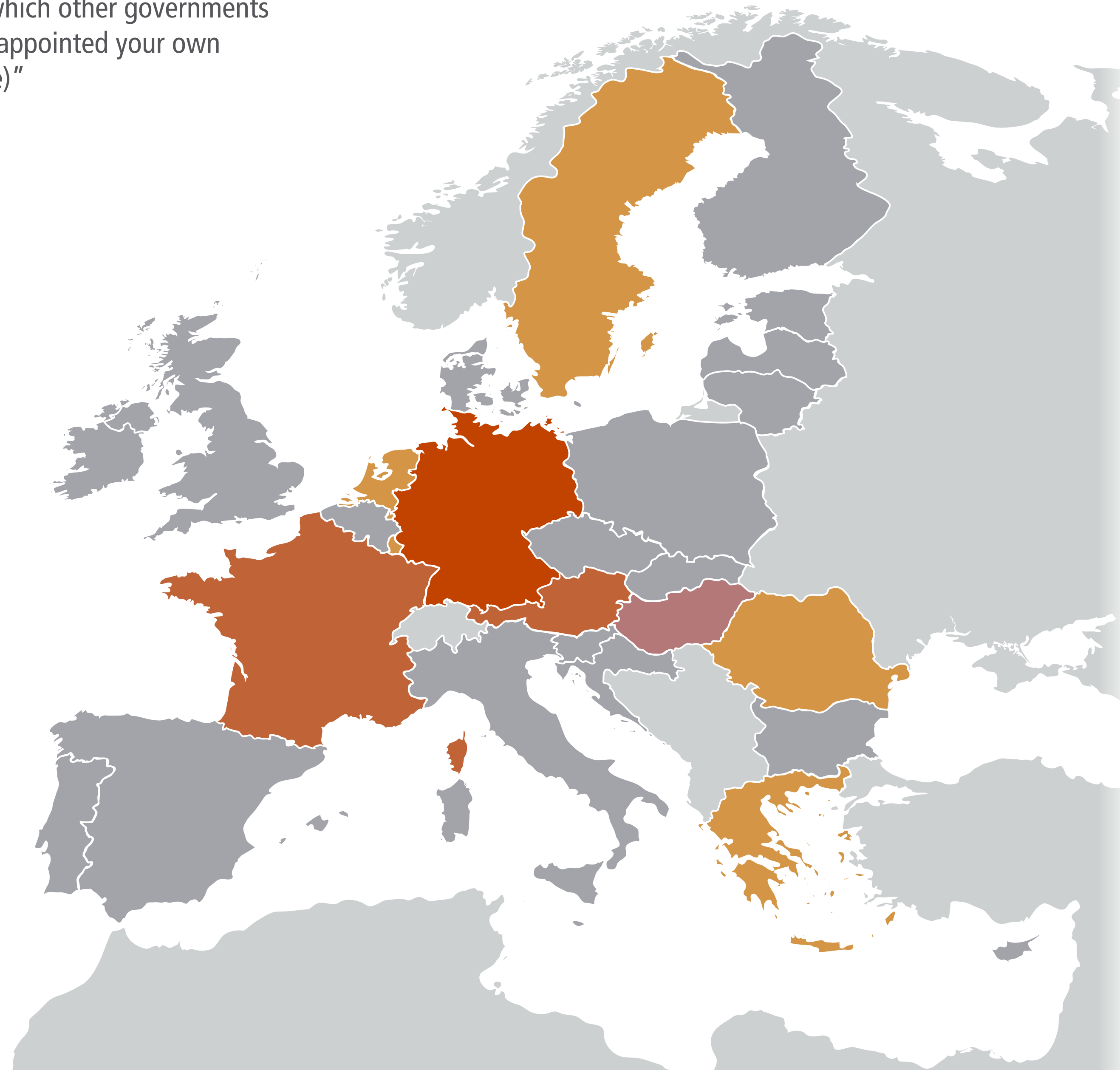
Preferences Overview

Most Contacted

Shared Interests

Most Responsive

**Most Disappointing**



Of 96 votes by 26 respondents, Germany received the most: 19

Percentage	Group	Share of votes for group
54%	Founding 6	
43%	Affluent 7	
39%	Big 6	
22%	Southern 7	
2%	Visegrád 4	

Percentage	Country	Share of votes for country
20%	Germany	
13%	Austria	
13%	France	
8%	Luxembourg	
8%	Sweden	
7%	Netherlands	
6%	Romania	
5%	Greece	
4%	Croatia	
4%	Italy	
2%	Belgium	
2%	Denmark	
2%	Finland	
1%	Bulgaria	
1%	Czech Rep.	
1%	Poland	
1%	Slovenia	
1%	UK	

- Top %
- 10+ %
- 5-9 %
- 1-4 %

Rounded results. 0% shares not shown.

# Most Disappointing Votes for Ireland

**Q4** "In your view or experience, which other governments or EU member states have disappointed your own government? (select up to five)"

- EU
- Big Six ▶
- Founding Six ▶
- Affluent Seven ▶
- Southern Seven ▶
- Visegrád Four ▶

- Austria
- Belgium
- Bulgaria
- Croatia
- Cyprus
- Czech Rep. ▶
- Denmark ▶
- Estonia
- Finland ▶
- France ▶
- Germany ▶
- Greece
- Hungary ▶
- Ireland
- Italy ▶
- Latvia
- Lithuania
- Luxembourg
- Malta
- Netherlands ▶
- Poland ▶
- Portugal ▶
- Romania
- Slovakia
- Slovenia
- Spain ▶
- Sweden
- UK ▶

Preferences Overview

Most Contacted

Shared Interests

Most Responsive

Most Disappointing



Of 1123 votes by 326 respondents, Ireland received 3 (0.3%)

1% Southern 7

Share of votes by group

5% Greece  
1% Denmark  
1% France

Share of votes by country

Top %  
10+ %  
5-9 %  
1-4 %

Rounded results. 0% shares not shown.

# Most Disappointing Votes for Italy by Italy

Q4

“In your view or experience, which other governments or EU member states have disappointed your own government? (select up to five)”

- EU
- Big Six ▶
- Founding Six ▶
- Affluent Seven ▶
- Southern Seven ▶
- Visegrád Four ▶

- Austria
- Belgium
- Bulgaria
- Croatia
- Cyprus
- Czech Rep. ▶
- Denmark ▶
- Estonia
- Finland ▶
- France ▶
- Germany ▶
- Greece
- Hungary ▶
- Ireland
- Italy ▶**
- Latvia
- Lithuania
- Luxembourg
- Malta
- Netherlands ▶
- Poland ▶
- Portugal ▶
- Romania
- Slovakia
- Slovenia
- Spain ▶
- Sweden
- UK ▶


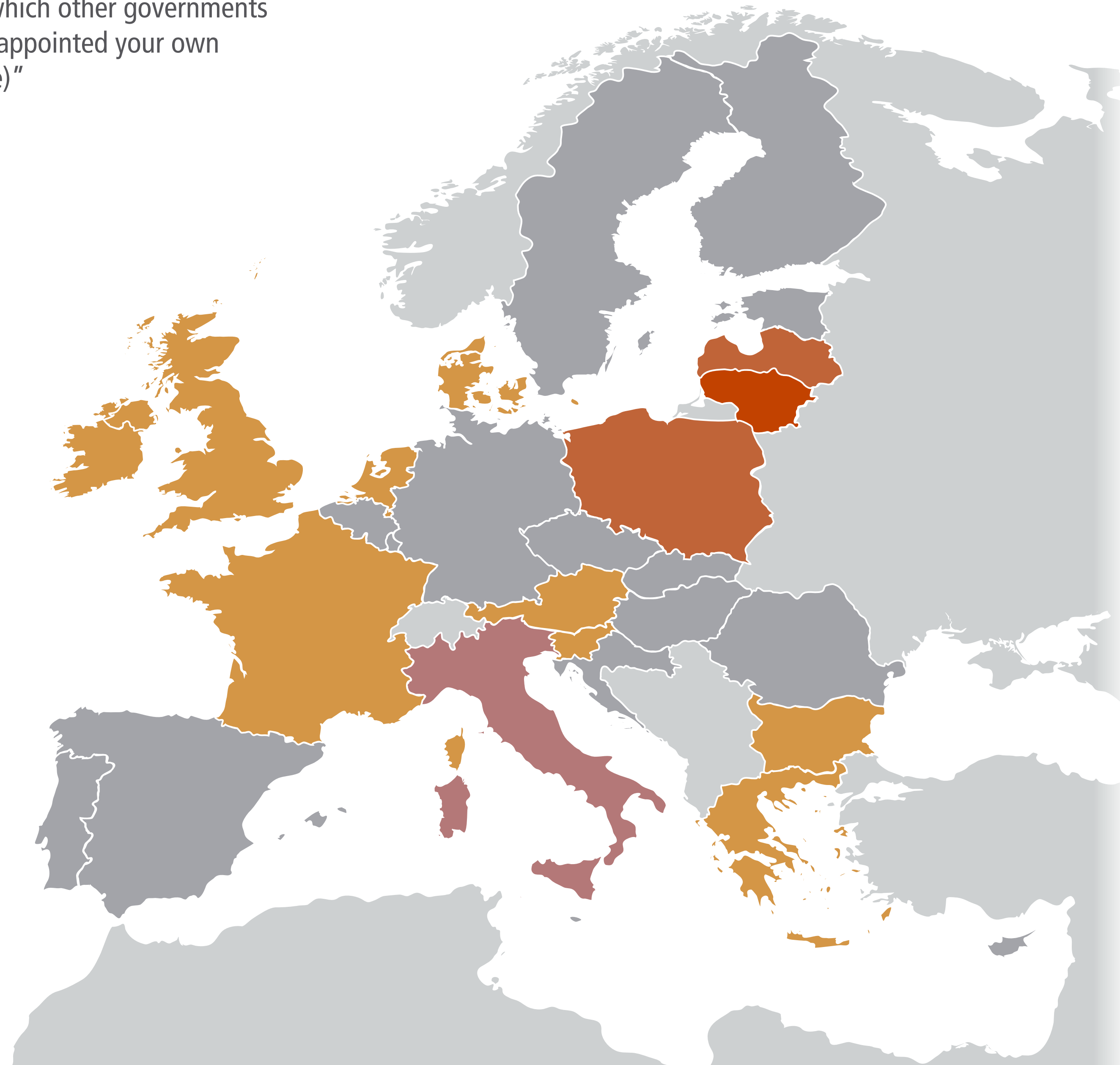
Preferences Overview

Most Contacted

Shared Interests

Most Responsive

**Most Disappointing**



Of 1123 votes by 326 respondents, Italy received 52 (4.6%)

Share of votes by group	
6%	Visegrád 4
5%	Big 6
4%	Affluent 7
4%	Founding 6
3%	Southern 7

Share of votes by country	
14%	Lithuania
11%	Latvia
10%	Poland
9%	UK
8%	Slovenia
7%	Austria
7%	France
7%	Ireland
5%	Bulgaria
5%	Denmark
5%	Greece
5%	Netherlands
4%	Germany
4%	Hungary
4%	Portugal
4%	Romania
3%	Spain
2%	Belgium
2%	Czech Rep.
2%	Finland

- Top %
- 10+ %
- 5-9 %
- 1-4 %

Rounded results. 0% shares not shown.

# Most Disappointing Votes for Italy by Italy

**Q4** "In your view or experience, which other governments or EU member states have disappointed your own government? (select up to five)"

- EU
- Big Six ▶
- Founding Six ▶
- Affluent Seven ▶
- Southern Seven ▶
- Visegrád Four ▶

- Austria
- Belgium
- Bulgaria
- Croatia
- Cyprus
- Czech Rep. ▶
- Denmark ▶
- Estonia
- Finland ▶
- France ▶
- Germany ▶
- Greece
- Hungary ▶
- Ireland
- Italy ▶**
- Latvia
- Lithuania
- Luxembourg
- Malta
- Netherlands ▶
- Poland ▶
- Portugal ▶
- Romania
- Slovakia
- Slovenia
- Spain ▶
- Sweden
- UK ▶


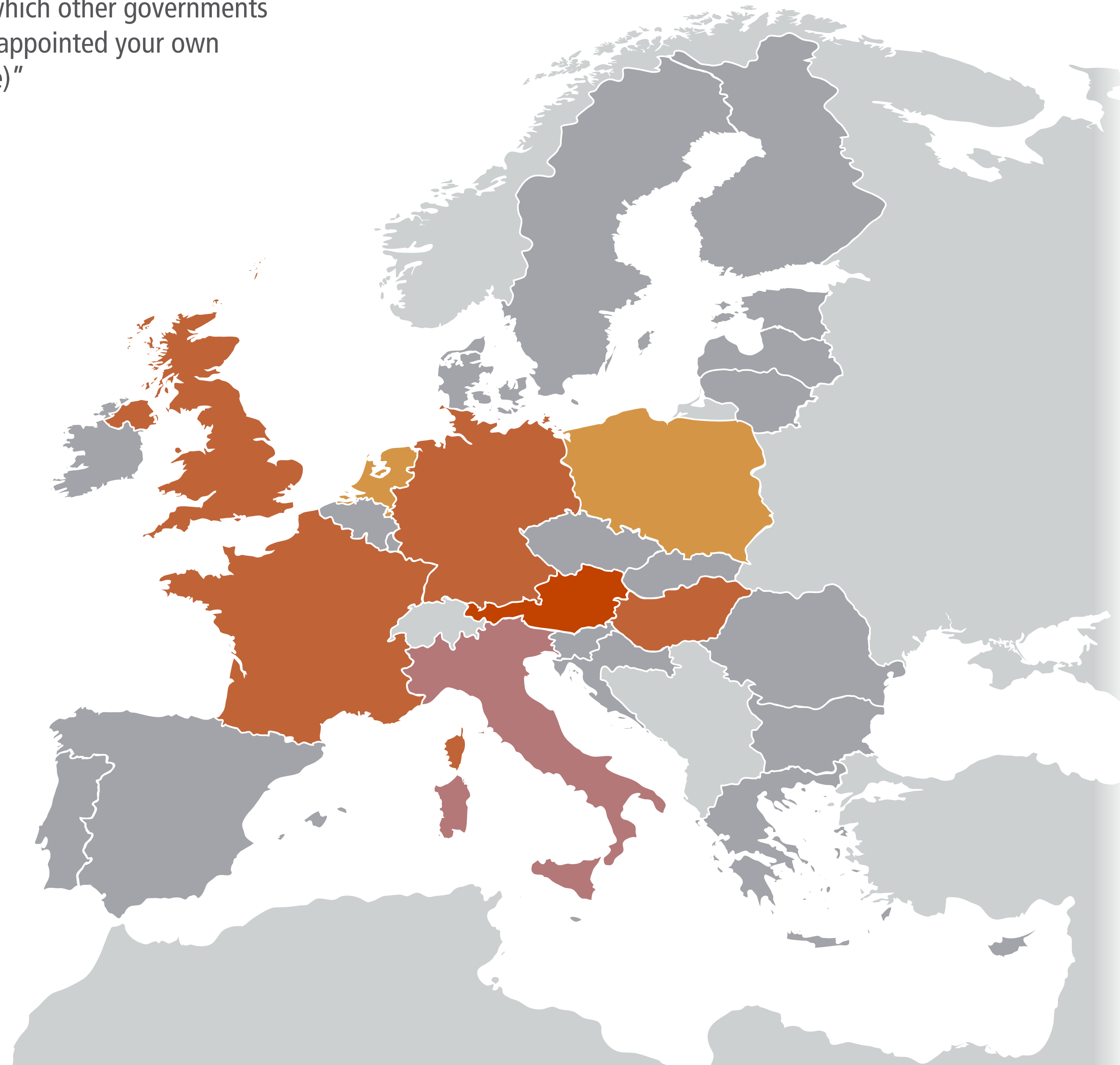
Preferences Overview

Most Contacted

Shared Interests

Most Responsive

**Most Disappointing**



Of 98 votes by 24 respondents, Austria received the most: 14

Share of votes for group	Group
47%	Big 6
34%	Founding 6
29%	Affluent 7
23%	Visegrád 4
13%	Southern 7

Share of votes for country	Country
14%	Austria
13%	Germany
13%	UK
11%	France
11%	Hungary
9%	Poland
7%	Netherlands
3%	Latvia
2%	Finland
2%	Lithuania
2%	Malta
2%	Slovakia
2%	Sweden
1%	Belgium
1%	Croatia
1%	Czech Rep.
1%	Denmark
1%	Estonia
1%	Luxembourg
1%	Romania

- Top %
- 10+ %
- 5-9 %
- 1-4 %

Rounded results. 0% shares not shown.

# Most Disappointing Votes for Latvia

Q4

“In your view or experience, which other governments or EU member states have disappointed your own government? (select up to five)”

- EU
- Big Six ▶
- Founding Six ▶
- Affluent Seven ▶
- Southern Seven ▶
- Visegrád Four ▶

- Austria
- Belgium
- Bulgaria
- Croatia
- Cyprus
- Czech Rep. ▶
- Denmark ▶
- Estonia
- Finland ▶
- France ▶
- Germany ▶
- Greece
- Hungary ▶
- Ireland
- Italy ▶
- Latvia**
- Lithuania
- Luxembourg
- Malta
- Netherlands ▶
- Poland ▶
- Portugal ▶
- Romania
- Slovakia
- Slovenia
- Spain ▶
- Sweden
- UK ▶

Preferences Overview

Most Contacted

Shared Interests

Most Responsive

**Most Disappointing**



Of 1123 votes by 326 respondents, Latvia received 7 (0.6%)

1% Big 6  
1% Founding 6  
1% Southern 7

Share of votes by group

4% Sweden  
3% Italy  
3% Lithuania  
2% Portugal  
1% Spain

Share of votes by country

Top %  
10+ %  
5-9 %  
1-4 %

Rounded results. 0% shares not shown.



Latvia



Design

Findings

Chapters

**Preferences**

Influence

Partners

Policies

ecfr.eu/eucoalitionexplorer

# Most Disappointing Votes for Lithuania

Q4

“In your view or experience, which other governments or EU member states have disappointed your own government? (select up to five)”

- EU
- Big Six ▶
- Founding Six ▶
- Affluent Seven ▶
- Southern Seven ▶
- Visegrád Four ▶

- Austria
- Belgium
- Bulgaria
- Croatia
- Cyprus
- Czech Rep. ▶
- Denmark ▶
- Estonia
- Finland ▶
- France ▶
- Germany ▶
- Greece
- Hungary ▶
- Ireland
- Italy ▶
- Latvia
- Lithuania**
- Luxembourg
- Malta
- Netherlands ▶
- Poland ▶
- Portugal ▶
- Romania
- Slovakia
- Slovenia
- Spain ▶
- Sweden
- UK ▶

Preferences Overview

Most Contacted

Shared Interests

Most Responsive

**Most Disappointing**



Of 1123 votes by 326 respondents, Lithuania received 10 (0.9%)

2% Big 6  
2% Southern 7  
1% Founding 6  
1% Visegrád 4

Share of votes by group

5% Greece  
4% Sweden  
3% Poland  
2% Italy  
2% Spain  
1% France

Share of votes by country

Top %  
10+ %  
5-9 %  
1-4 %

Rounded results. 0% shares not shown.

# Most Disappointing Votes for Luxembourg

Q4

“In your view or experience, which other governments or EU member states have disappointed your own government? (select up to five)”

- EU
- Big Six ▶
- Founding Six ▶
- Affluent Seven ▶
- Southern Seven ▶
- Visegrád Four ▶

- Austria
- Belgium
- Bulgaria
- Croatia
- Cyprus
- Czech Rep. ▶
- Denmark ▶
- Estonia
- Finland ▶
- France ▶
- Germany ▶
- Greece
- Hungary ▶
- Ireland
- Italy ▶
- Latvia
- Lithuania
- Luxembourg**
- Malta
- Netherlands ▶
- Poland ▶
- Portugal ▶
- Romania
- Slovakia
- Slovenia
- Spain ▶
- Sweden
- UK ▶


Preferences Overview

Most Contacted

Shared Interests

Most Responsive

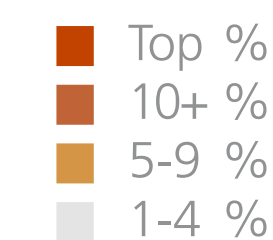
**Most Disappointing**



Of 1123 votes by 326 respondents, Luxembourg received 18 (1.6%)

Share of votes by group	
4%	Visegrád 4
2%	Affluent 7
1%	Big 6
1%	Founding 6
1%	Southern 7

Share of votes by country	
8%	Hungary
4%	Belgium
4%	Denmark
3%	UK
2%	Czech Rep.
1%	Italy
1%	Poland
1%	Spain



Rounded results. 0% shares not shown.

# Most Disappointing Votes for Malta

Q4

“In your view or experience, which other governments or EU member states have disappointed your own government? (select up to five)”

EU  
 Big Six ▶  
 Founding Six ▶

Affluent Seven ▶  
 Southern Seven ▶  
 Visegrád Four ▶

Austria  
 Belgium  
 Bulgaria  
 Croatia  
 Cyprus  
 Czech Rep. ▶  
 Denmark ▶  
 Estonia  
 Finland ▶  
 France ▶  
 Germany ▶  
 Greece  
 Hungary ▶  
 Ireland

Italy ▶  
 Latvia  
 Lithuania  
 Luxembourg  
**Malta**  
 Netherlands ▶  
 Poland ▶  
 Portugal ▶  
 Romania  
 Slovakia  
 Slovenia  
 Spain ▶  
 Sweden  
 UK ▶

Preferences Overview

Most Contacted

Shared Interests

Most Responsive

Most Disappointing



Of 1123 votes by 326 respondents, Malta received 6 (0.5%)

1% Affluent 7  
 1% Founding 6  
 1% Southern 7

Share of votes by group

4% Sweden  
 3% Lithuania  
 2% Italy  
 2% Netherlands  
 1% Denmark

Share of votes by country

Top %  
 10+ %  
 5-9 %  
 1-4 %

Rounded results. 0% shares not shown.



Malta



Design

Findings

Chapters

Preferences

Influence

Partners

Policies

ecfr.eu/eucoalitionexplorer



# Most Disappointing Votes for Netherlands by Netherlands

Q4

“In your view or experience, which other governments or EU member states have disappointed your own government? (select up to five)”

- EU
- Big Six ▶
- Founding Six ▶
- Affluent Seven ▶
- Southern Seven ▶
- Visegrád Four ▶

- Austria
- Belgium
- Bulgaria
- Croatia
- Cyprus
- Czech Rep. ▶
- Denmark ▶
- Estonia
- Finland ▶
- France ▶
- Germany ▶
- Greece
- Hungary ▶
- Ireland
- Italy ▶
- Latvia
- Lithuania
- Luxembourg
- Malta
- Netherlands ▶**
- Poland ▶
- Portugal ▶
- Romania
- Slovakia
- Slovenia
- Spain ▶
- Sweden
- UK ▶


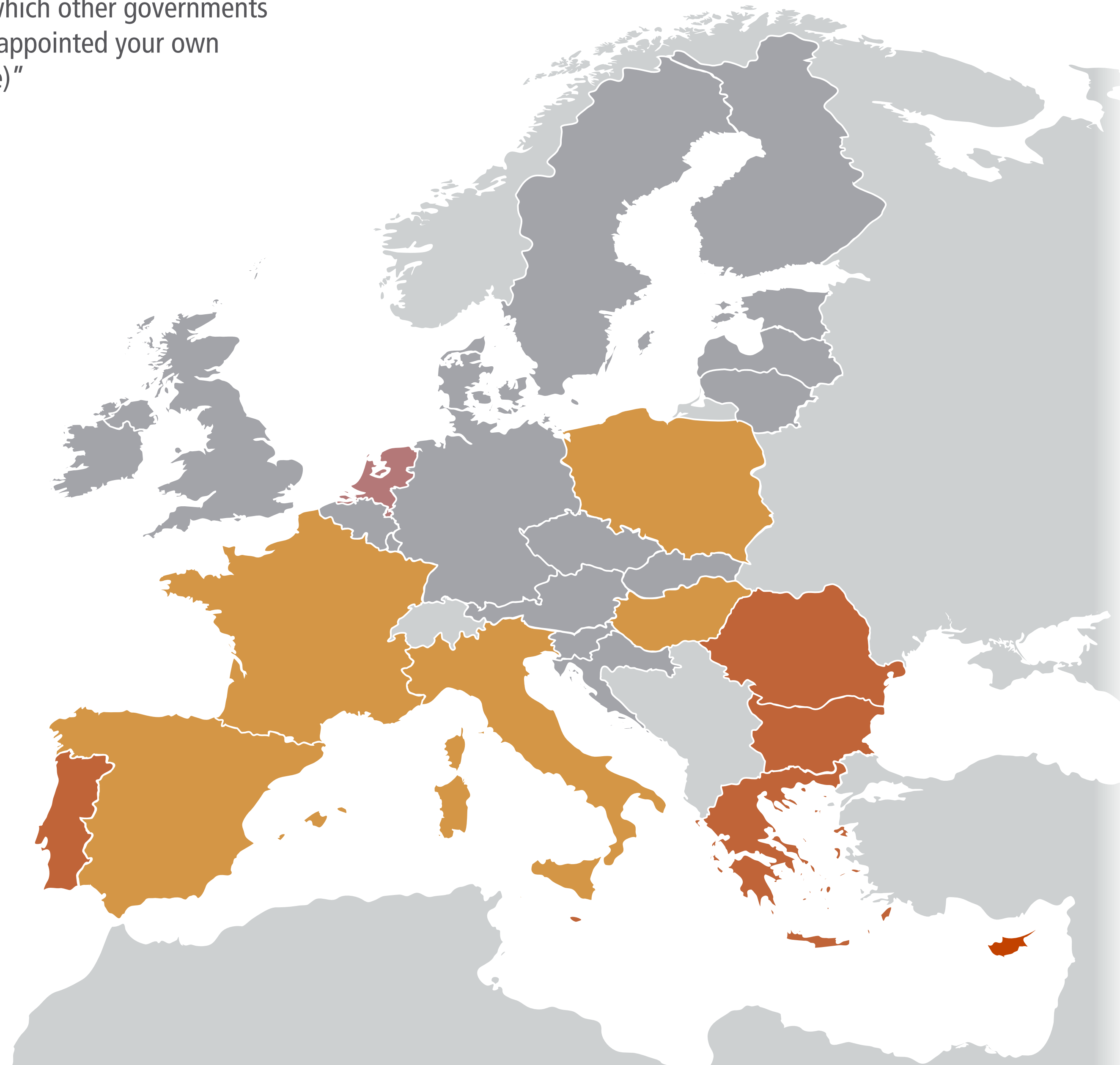
Preferences Overview

Most Contacted

Shared Interests

Most Responsive

**Most Disappointing**



Of 1123 votes by 326 respondents, Netherlands received 59 (5.3%)

- 9% Southern 7
- 6% Big 6
- 6% Visegrád 4
- 4% Founding 6
- 1% Affluent 7

Share of votes by group

- 100% Cyprus
- 23% Bulgaria
- 13% Portugal
- 13% Romania
- 11% Malta
- 10% Greece
- 9% Poland
- 9% Spain
- 7% Hungary
- 7% Italy
- 6% France
- 3% Lithuania
- 3% UK
- 2% Belgium
- 1% Denmark
- 1% Germany

Share of votes by country

- Top %
- 10+ %
- 5-9 %
- 1-4 %

Rounded results. 0% shares not shown.

# Most Disappointing Votes for Netherlands by Netherlands

Q4

“In your view or experience, which other governments or EU member states have disappointed your own government? (select up to five)”

- EU
- Big Six ▶
- Founding Six ▶
- Affluent Seven ▶
- Southern Seven ▶
- Visegrád Four ▶

- Austria
- Belgium
- Bulgaria
- Croatia
- Cyprus
- Czech Rep. ▶
- Denmark ▶
- Estonia
- Finland ▶
- France ▶
- Germany ▶
- Greece
- Hungary ▶
- Ireland
- Italy ▶
- Latvia
- Lithuania
- Luxembourg
- Malta
- Netherlands ▶**
- Poland ▶
- Portugal ▶
- Romania
- Slovakia
- Slovenia
- Spain ▶
- Sweden
- UK ▶

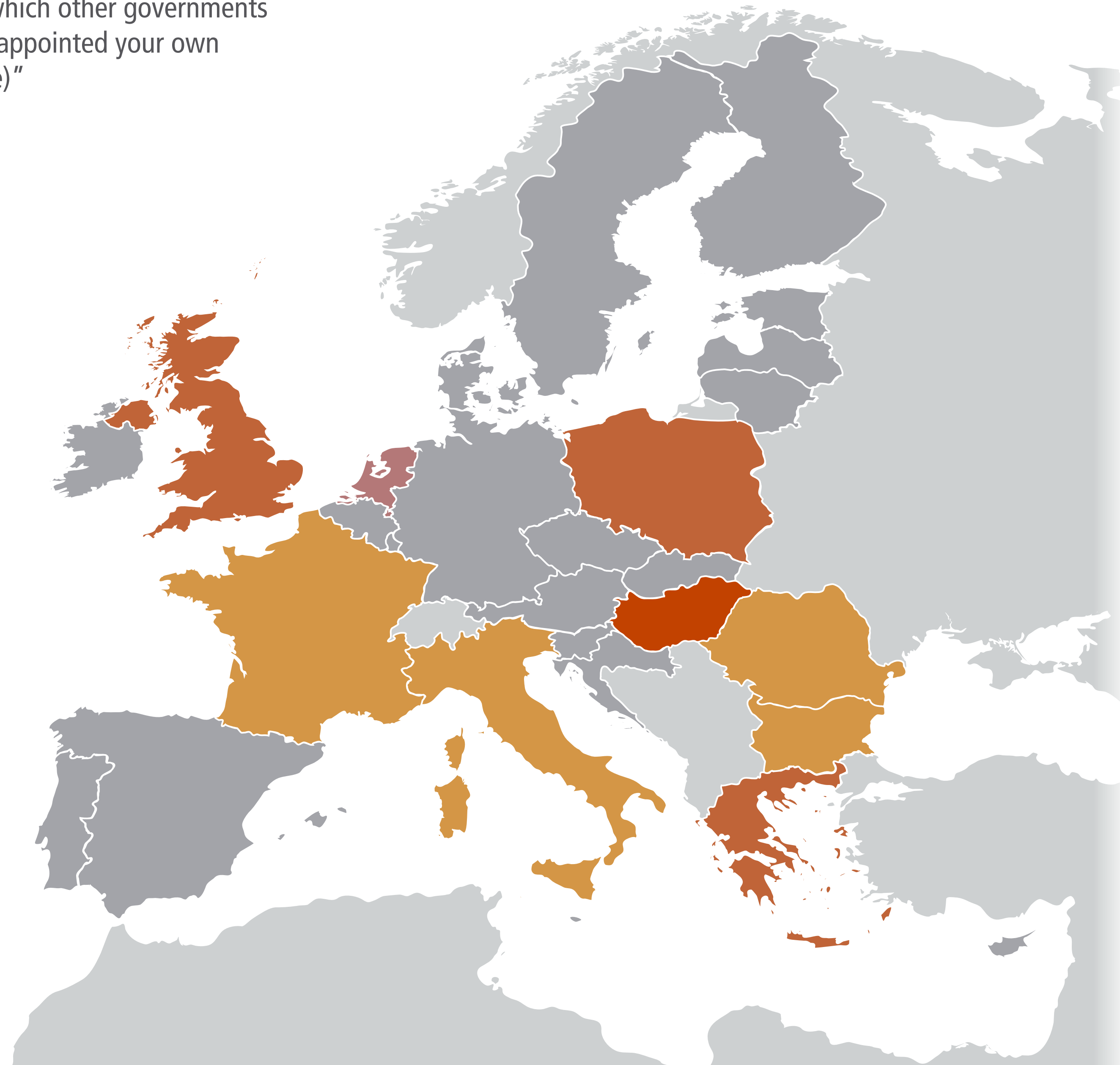
Preferences Overview

Most Contacted

Shared Interests

Most Responsive

**Most Disappointing**



Of 56 votes by 14 respondents, Hungary received the most: 10

- 43% Big 6
- 34% Southern 7
- 34% Visegrád 4
- 14% Founding 6
- 2% Affluent 7

Share of votes for group

- 18% Hungary
- 14% Greece
- 14% UK
- 11% Poland
- 7% Bulgaria
- 7% France
- 7% Romania
- 5% Italy
- 4% Slovakia
- 4% Spain
- 2% Cyprus
- 2% Czech Rep.
- 2% Germany
- 2% Malta
- 2% Sweden

Share of votes for country

- Top %
- 10+ %
- 5-9 %
- 1-4 %

Rounded results. 0% shares not shown.

# Most Disappointing Votes for Poland by Poland

**Q4** "In your view or experience, which other governments or EU member states have disappointed your own government? (select up to five)"

- EU
- Big Six ▶
- Founding Six ▶
- Affluent Seven ▶
- Southern Seven ▶
- Visegrád Four ▶

- Austria
- Belgium
- Bulgaria
- Croatia
- Cyprus
- Czech Rep. ▶
- Denmark ▶
- Estonia
- Finland ▶
- France ▶
- Germany ▶
- Greece
- Hungary ▶
- Ireland
- Italy ▶
- Latvia
- Lithuania
- Luxembourg
- Malta
- Netherlands ▶
- Poland ▶**
- Portugal ▶
- Romania
- Slovakia
- Slovenia
- Spain ▶
- Sweden
- UK ▶


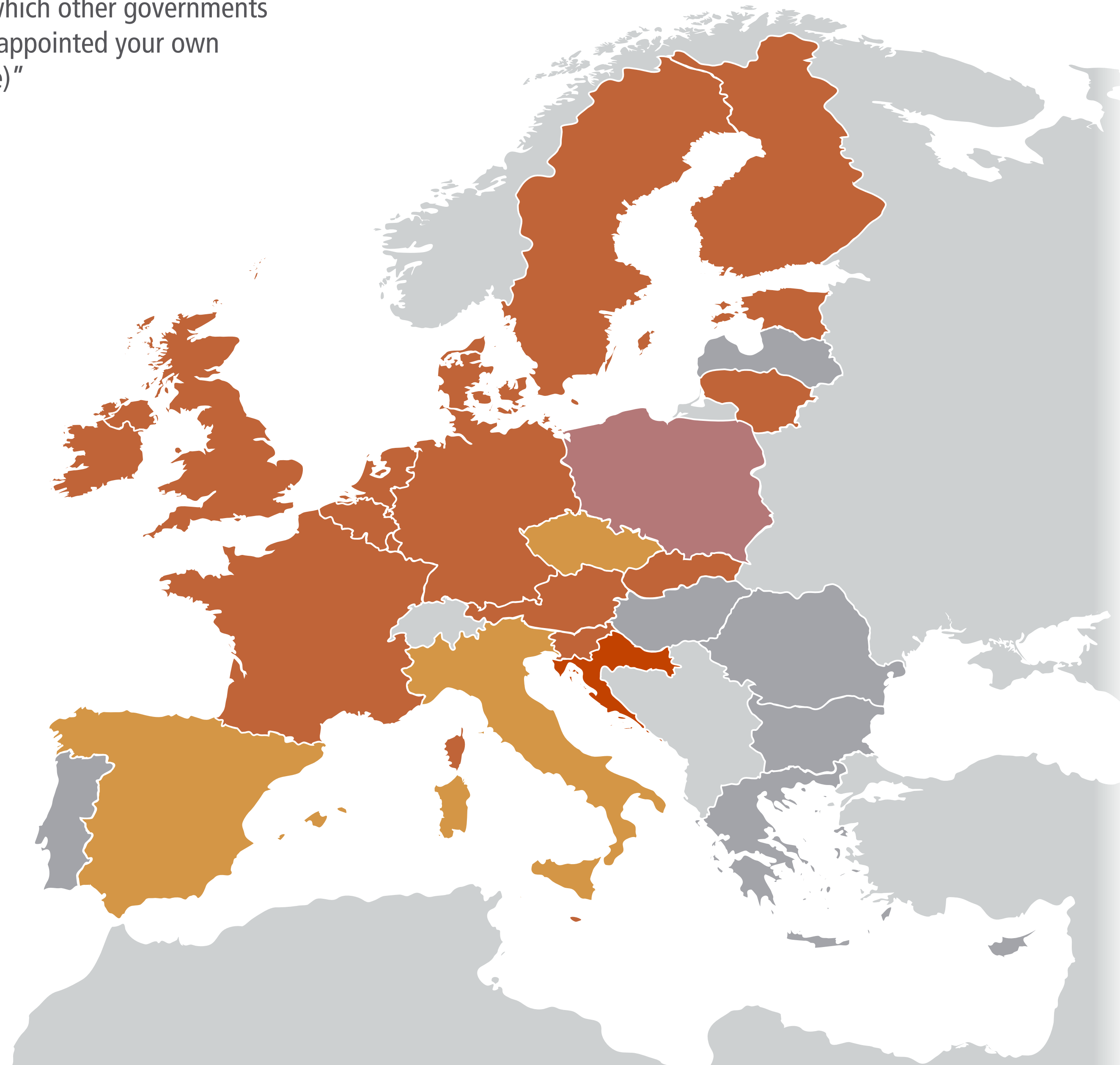
Preferences Overview

Most Contacted

Shared Interests

Most Responsive

**Most Disappointing**



Of 1123 votes by 326 respondents, Poland received 108 (9.6%)

Share of votes by group	Group
14%	Affluent 7
14%	Founding 6
10%	Big 6
9%	Southern 7
2%	Visegrád 4

Share of votes by country	Country
33%	Croatia
26%	Sweden
25%	Estonia
22%	Malta
20%	Luxembourg
18%	Germany
15%	Belgium
15%	Slovenia
14%	Austria
14%	Finland
14%	France
14%	Ireland
12%	UK
11%	Denmark
11%	Netherlands
10%	Lithuania
10%	Slovakia
9%	Italy
9%	Spain
7%	Czech Rep.
4%	Romania
2%	Portugal
1%	Hungary

- Top %
- 10+ %
- 5-9 %
- 1-4 %

Rounded results. 0% shares not shown.

# Most Disappointing Votes for Poland by Poland

**Q4** "In your view or experience, which other governments or EU member states have disappointed your own government? (select up to five)"

- EU
- Big Six ▶
- Founding Six ▶
- Affluent Seven ▶
- Southern Seven ▶
- Visegrád Four ▶

- Austria
- Belgium
- Bulgaria
- Croatia
- Cyprus
- Czech Rep. ▶
- Denmark ▶
- Estonia
- Finland ▶
- France ▶
- Germany ▶
- Greece
- Hungary ▶
- Ireland
- Italy ▶
- Latvia
- Lithuania
- Luxembourg
- Malta
- Netherlands ▶
- Poland ▶**
- Portugal ▶
- Romania
- Slovakia
- Slovenia
- Spain ▶
- Sweden
- UK ▶

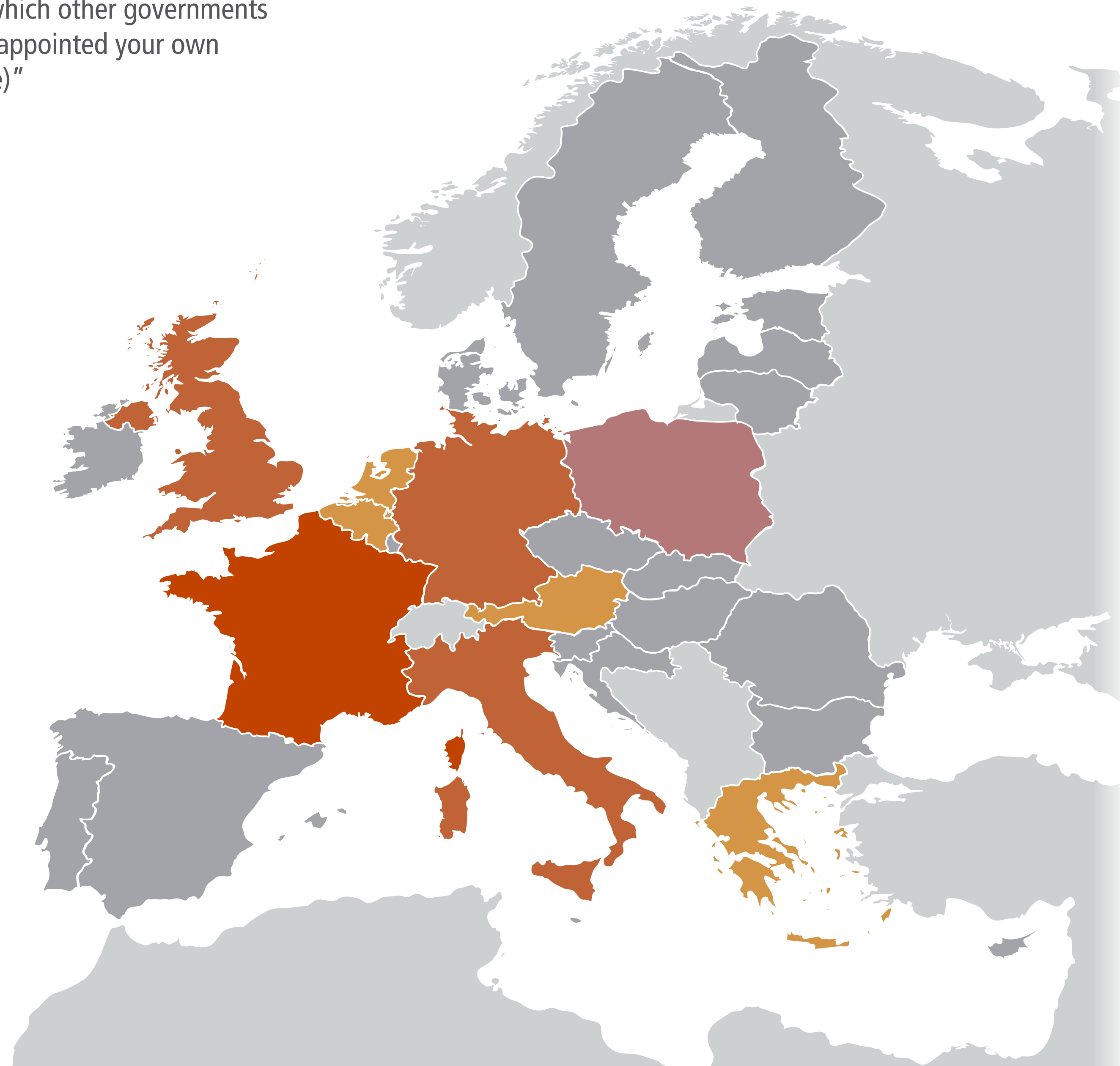
Preferences Overview

Most Contacted

Shared Interests

Most Responsive

**Most Disappointing**



Of 87 votes by 25 respondents, France received the most: 14

- 55% Founding 6
- 51% Big 6
- 40% Southern 7
- 28% Affluent 7
- 7% Visegrád 4

Share of votes for group

- 16% France
- 11% Germany
- 10% Italy
- 10% UK
- 9% Greece
- 9% Netherlands
- 7% Austria
- 7% Belgium
- 3% Hungary
- 3% Lithuania
- 2% Czech Rep.
- 2% Denmark
- 2% Portugal
- 2% Spain
- 1% Luxembourg
- 1% Slovakia
- 1% Sweden

Share of votes for country

- Top %
- 10+ %
- 5-9 %
- 1-4 %

Rounded results. 0% shares not shown.

# Most Disappointing Votes for Portugal by Portugal

Q4

“In your view or experience, which other governments or EU member states have disappointed your own government? (select up to five)”

- EU
- Big Six ▶
- Founding Six ▶
- Affluent Seven ▶
- Southern Seven ▶
- Visegrád Four ▶

- Austria
- Belgium
- Bulgaria
- Croatia
- Cyprus
- Czech Rep. ▶
- Denmark ▶
- Estonia
- Finland ▶
- France ▶
- Germany ▶
- Greece
- Hungary ▶
- Ireland
- Italy ▶
- Latvia
- Lithuania
- Luxembourg
- Malta
- Netherlands ▶
- Poland ▶
- Portugal ▶**
- Romania
- Slovakia
- Slovenia
- Spain ▶
- Sweden
- UK ▶

Preferences Overview

Most Contacted

Shared Interests

Most Responsive

**Most Disappointing**



Of 1123 votes by 326 respondents, Portugal received 7 (0.6%)

1% Affluent 7  
1% Big 6  
1% Founding 6  
1% Visegrád 4

Share of votes by group

5% Greece  
2% Belgium  
2% Czech Rep.  
2% Poland  
1% Denmark  
1% Germany

Share of votes by country

■ Top %  
■ 10+ %  
■ 5-9 %  
■ 1-4 %

Rounded results. 0% shares not shown.

# Most Disappointing Votes for Portugal by Portugal

**Q4** "In your view or experience, which other governments or EU member states have disappointed your own government? (select up to five)"

- EU
- Big Six ▶
- Founding Six ▶
- Affluent Seven ▶
- Southern Seven ▶
- Visegrád Four ▶

- Austria
- Belgium
- Bulgaria
- Croatia
- Cyprus
- Czech Rep. ▶
- Denmark ▶
- Estonia
- Finland ▶
- France ▶
- Germany ▶
- Greece
- Hungary ▶
- Ireland
- Italy ▶
- Latvia
- Lithuania
- Luxembourg
- Malta
- Netherlands ▶
- Poland ▶
- Portugal ▶**
- Romania
- Slovakia
- Slovenia
- Spain ▶
- Sweden
- UK ▶

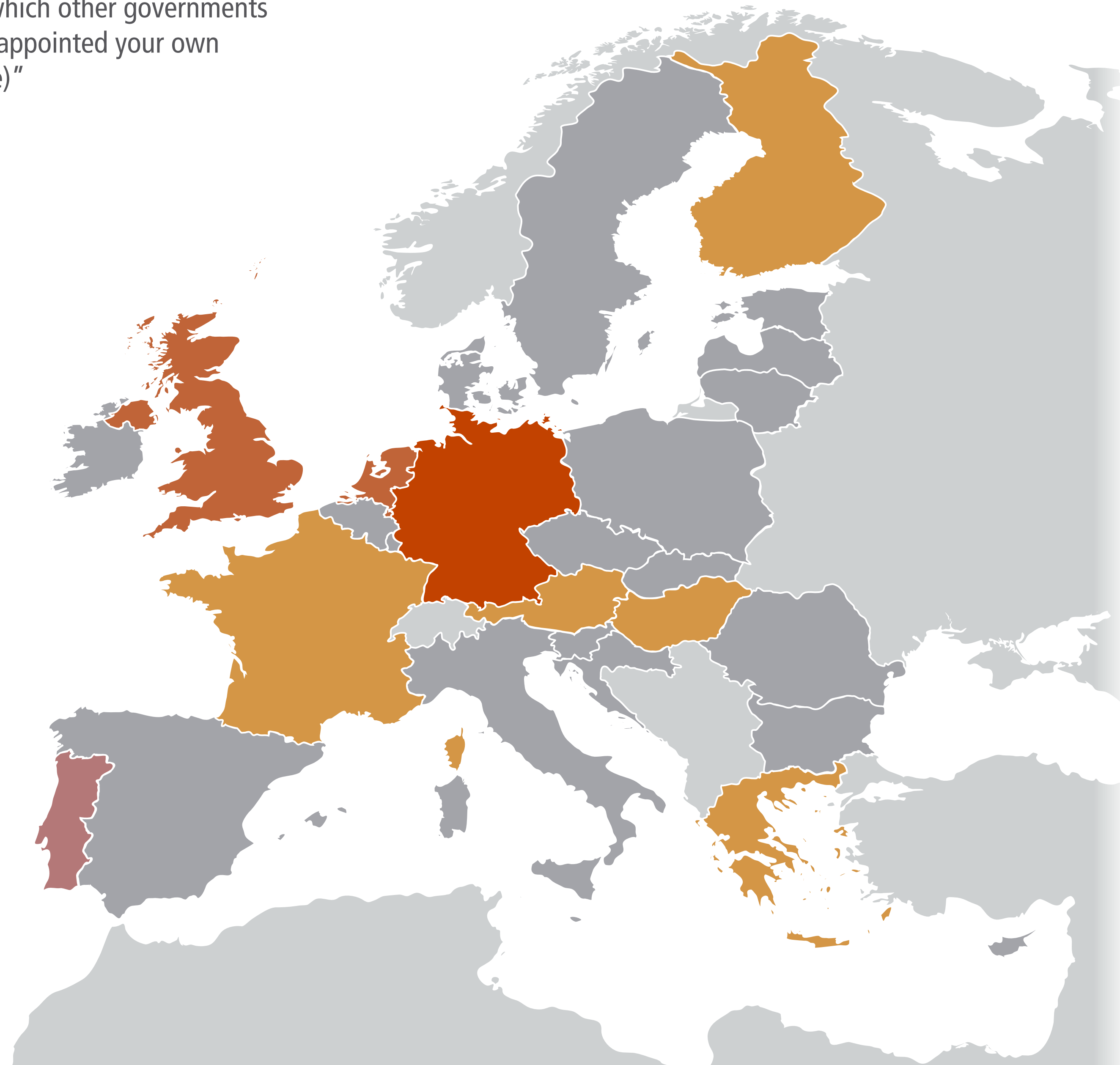
Preferences Overview

Most Contacted

Shared Interests

Most Responsive

**Most Disappointing**



Of 55 votes by 17 respondents, Germany received the most: 10

Share of votes for group	Group
47%	Big 6
44%	Founding 6
35%	Affluent 7
24%	Southern 7
9%	Visegrád 4

Share of votes for country	Country
18%	Germany
13%	Netherlands
11%	UK
9%	Finland
9%	France
7%	Austria
5%	Greece
5%	Hungary
4%	Denmark
4%	Italy
4%	Spain
2%	Cyprus
2%	Czech Rep.
2%	Estonia
2%	Latvia
2%	Poland
2%	Sweden

- Top %
- 10+ %
- 5-9 %
- 1-4 %

Rounded results. 0% shares not shown.

# Most Disappointing Votes for Romania

Q4

“In your view or experience, which other governments or EU member states have disappointed your own government? (select up to five)”

- EU
- Big Six ▶
- Founding Six ▶
- Affluent Seven ▶
- Southern Seven ▶
- Visegrád Four ▶

- Austria
- Belgium
- Bulgaria
- Croatia
- Cyprus
- Czech Rep. ▶
- Denmark ▶
- Estonia
- Finland ▶
- France ▶
- Germany ▶
- Greece
- Hungary ▶
- Ireland
- Italy ▶
- Latvia
- Lithuania
- Luxembourg
- Malta
- Netherlands ▶
- Poland ▶
- Portugal ▶
- Romania**
- Slovakia
- Slovenia
- Spain ▶
- Sweden
- UK ▶


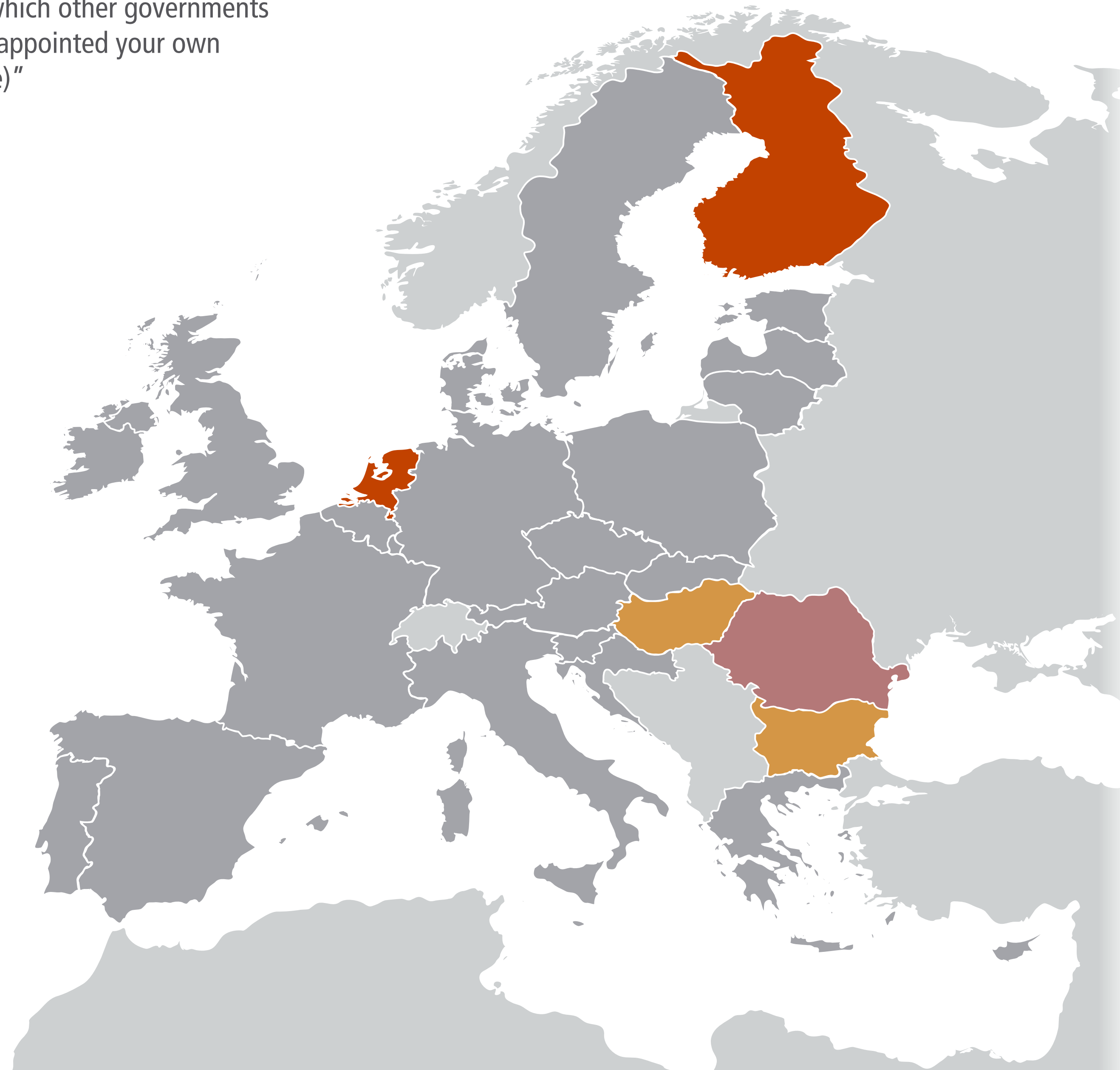
Preferences Overview

Most Contacted

Shared Interests

Most Responsive

**Most Disappointing**



Of 1123 votes by 326 respondents, Romania received 20 (1.8%)

- 4% Affluent 7
- 3% Visegrád 4
- 2% Founding 6

Share of votes by group

- 7% Finland
- 7% Netherlands
- 6% Hungary
- 5% Bulgaria
- 4% Belgium
- 4% Sweden
- 3% UK
- 1% Denmark
- 1% Italy

Share of votes by country

- Top %
- 10+ %
- 5-9 %
- 1-4 %

Rounded results. 0% shares not shown.

# Most Disappointing Votes for Slovakia

Q4

“In your view or experience, which other governments or EU member states have disappointed your own government? (select up to five)”

- EU
- Big Six ▶
- Founding Six ▶
- Affluent Seven ▶
- Southern Seven ▶
- Visegrád Four ▶

- Austria
- Belgium
- Bulgaria
- Croatia
- Cyprus
- Czech Rep. ▶
- Denmark ▶
- Estonia
- Finland ▶
- France ▶
- Germany ▶
- Greece
- Hungary ▶
- Ireland
- Italy ▶
- Latvia
- Lithuania
- Luxembourg
- Malta
- Netherlands ▶
- Poland ▶
- Portugal ▶
- Romania
- Slovakia**
- Slovenia
- Spain ▶
- Sweden
- UK ▶


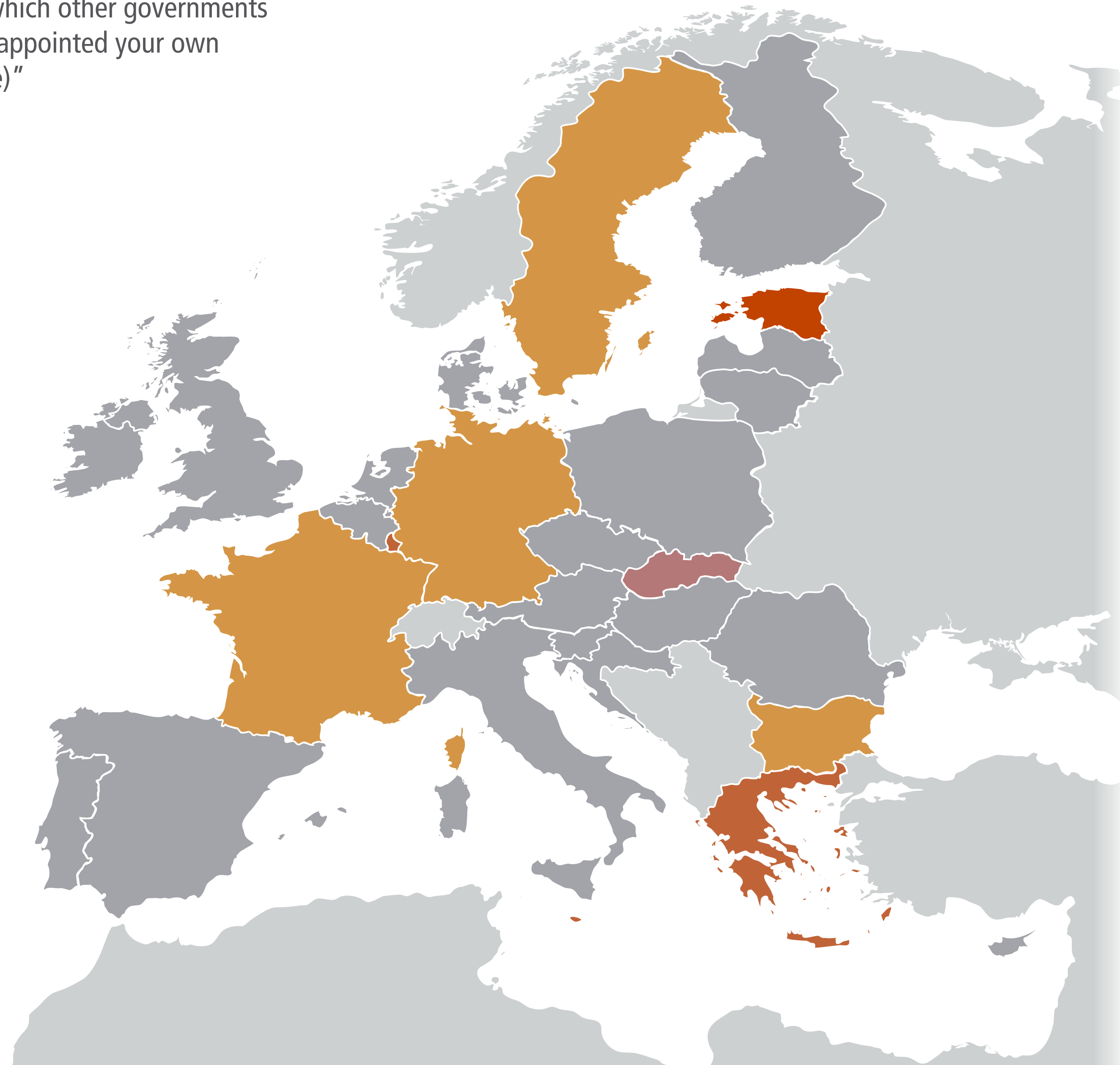
Preferences Overview

Most Contacted

Shared Interests

Most Responsive

**Most Disappointing**



Of 1123 votes by 326 respondents, Slovakia received 35 (3.1%)

5%	Founding 6	Share of votes by group
4%	Big 6	
4%	Southern 7	
3%	Affluent 7	

13%	Estonia	Share of votes by country
11%	Malta	
10%	Greece	
10%	Luxembourg	
9%	Germany	
9%	Sweden	
7%	France	
5%	Bulgaria	
4%	Netherlands	
3%	Spain	
2%	Belgium	
2%	Denmark	
2%	Finland	
2%	Italy	
1%	Poland	

Top %
10+ %
5-9 %
1-4 %

Rounded results. 0% shares not shown.



# Most Disappointing Votes for Slovenia

Q4

“In your view or experience, which other governments or EU member states have disappointed your own government? (select up to five)”

- EU
- Big Six ▶
- Founding Six ▶
- Affluent Seven ▶
- Southern Seven ▶
- Visegrád Four ▶

- Austria
- Belgium
- Bulgaria
- Croatia
- Cyprus
- Czech Rep. ▶
- Denmark ▶
- Estonia
- Finland ▶
- France ▶
- Germany ▶
- Greece
- Hungary ▶
- Ireland
- Italy ▶
- Latvia
- Lithuania
- Luxembourg
- Malta
- Netherlands ▶
- Poland ▶
- Portugal ▶
- Romania
- Slovakia
- Slovenia**
- Spain ▶
- Sweden
- UK ▶

Preferences Overview

Most Contacted

Shared Interests

Most Responsive

**Most Disappointing**



Of 1123 votes by 326 respondents, Slovenia received 4 (0.4%)

1% Southern 7

Share of votes by group

33% Croatia  
1% France  
1% Hungary  
1% Spain

Share of votes by country

Top %  
10+ %  
5-9 %  
1-4 %

Rounded results. 0% shares not shown.

# Most Disappointing Votes for Spain by Spain

**Q4** "In your view or experience, which other governments or EU member states have disappointed your own government? (select up to five)"

- EU
- Big Six ▶
- Founding Six ▶
- Affluent Seven ▶
- Southern Seven ▶
- Visegrád Four ▶

- Austria
- Belgium
- Bulgaria
- Croatia
- Cyprus
- Czech Rep. ▶
- Denmark ▶
- Estonia
- Finland ▶
- France ▶
- Germany ▶
- Greece
- Hungary ▶
- Ireland
- Italy ▶
- Latvia
- Lithuania
- Luxembourg
- Malta
- Netherlands ▶
- Poland ▶
- Portugal ▶
- Romania
- Slovakia
- Slovenia
- Spain ▶**
- Sweden
- UK ▶


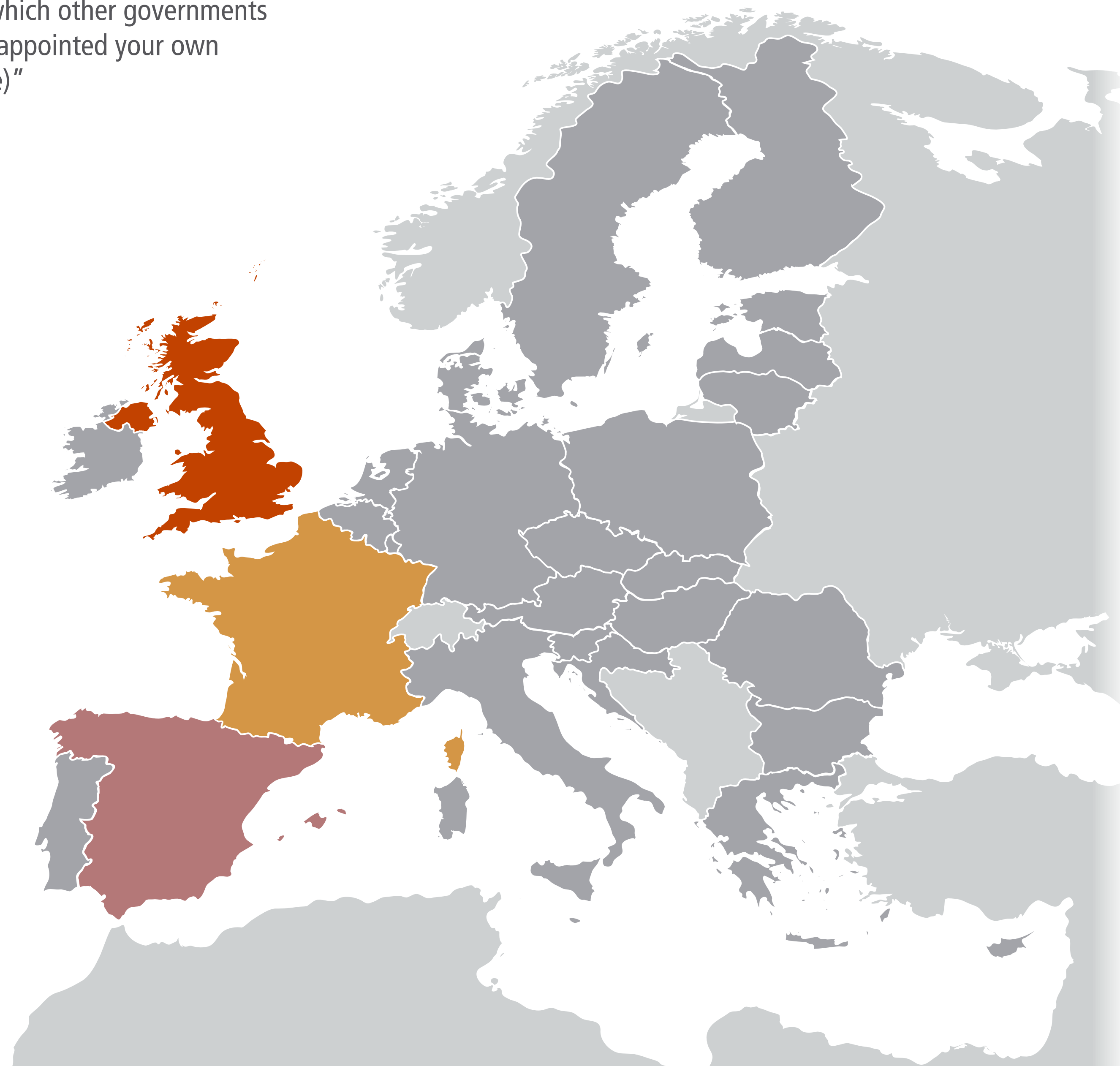
Preferences Overview

Most Contacted

Shared Interests

Most Responsive

**Most Disappointing**



Of 1123 votes by 326 respondents, Spain received 19 (1.7%)

Share of votes by group	Group
2%	Affluent 7
2%	Big 6
2%	Founding 6
2%	Southern 7
1%	Visegrád 4

Share of votes by country	Country
9%	UK
5%	France
4%	Netherlands
4%	Portugal
2%	Czech Rep.
2%	Denmark
2%	Finland
2%	Germany
2%	Poland

- Top %
- 10+ %
- 5-9 %
- 1-4 %

Rounded results. 0% shares not shown.

# Most Disappointing Votes for Spain by Spain

**Q4** "In your view or experience, which other governments or EU member states have disappointed your own government? (select up to five)"

- EU
- Big Six ▶
- Founding Six ▶
- Affluent Seven ▶
- Southern Seven ▶
- Visegrád Four ▶

- Austria
- Belgium
- Bulgaria
- Croatia
- Cyprus
- Czech Rep. ▶
- Denmark ▶
- Estonia
- Finland ▶
- France ▶
- Germany ▶
- Greece
- Hungary ▶
- Ireland
- Italy ▶
- Latvia
- Lithuania
- Luxembourg
- Malta
- Netherlands ▶
- Poland ▶
- Portugal ▶
- Romania
- Slovakia
- Slovenia
- Spain ▶**
- Sweden
- UK ▶


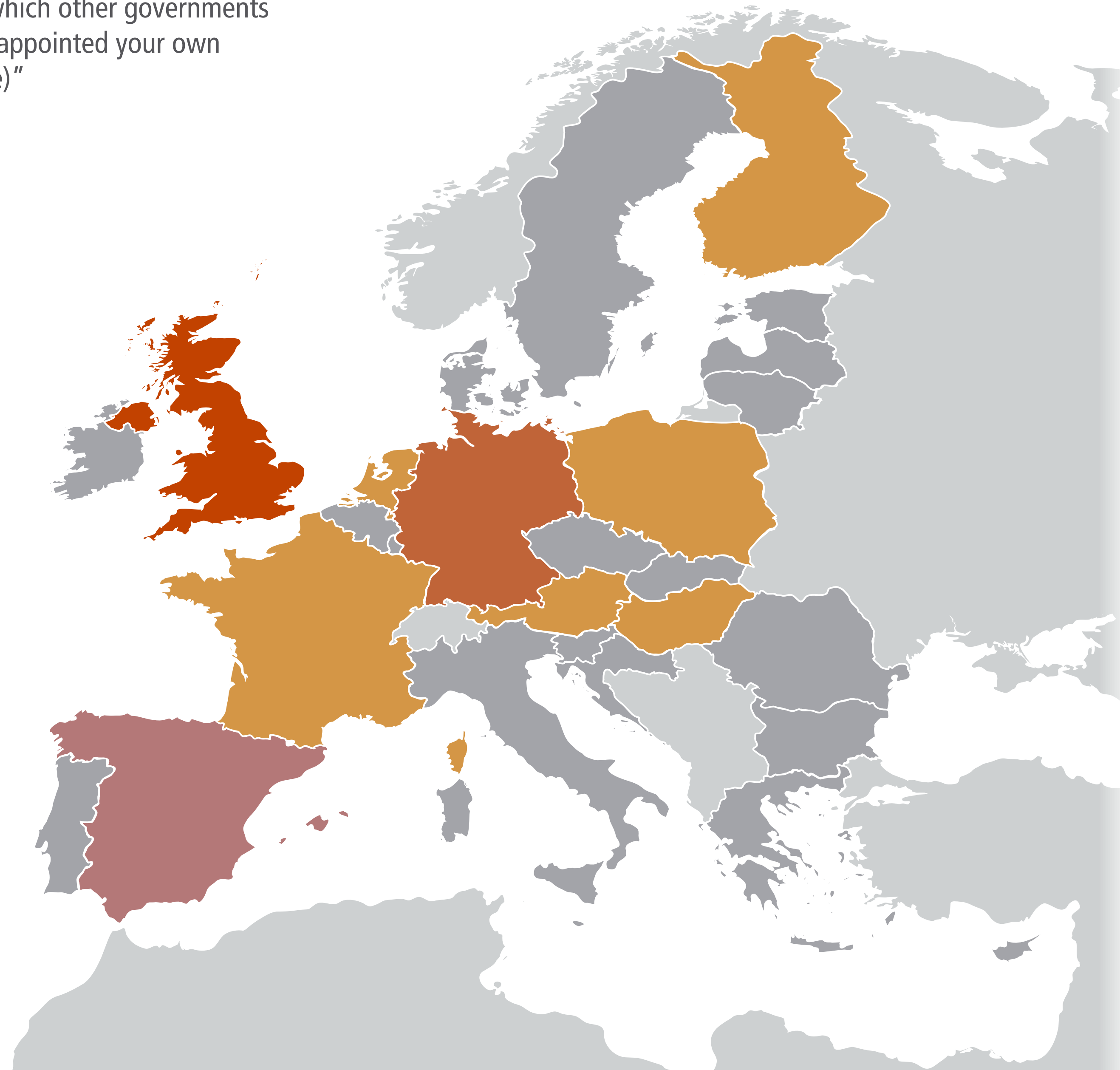
Preferences Overview

Most Contacted

Shared Interests

Most Responsive

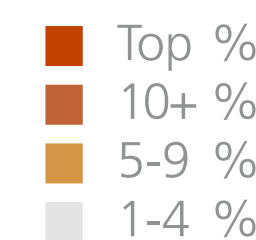
**Most Disappointing**



Of 88 votes by 27 respondents, UK received the most: 20

Group	Share of votes for group
Big 6	53%
Founding 6	33%
Affluent 7	25%
Visegrád 4	20%
Southern 7	11%

Country	Share of votes for country
UK	23%
Germany	13%
Netherlands	9%
Poland	9%
Finland	6%
France	6%
Hungary	6%
Austria	5%
Italy	3%
Slovakia	3%
Czech Rep.	2%
Estonia	2%
Greece	2%
Lithuania	2%
Sweden	2%
Belgium	1%
Bulgaria	1%
Denmark	1%
Latvia	1%
Luxembourg	1%
Slovenia	1%



Rounded results. 0% shares not shown.

# Most Disappointing Votes for Sweden

Q4

“In your view or experience, which other governments or EU member states have disappointed your own government? (select up to five)”

EU  
 Big Six ▶  
 Founding Six ▶

Affluent Seven ▶  
 Southern Seven ▶  
 Visegrád Four ▶

Austria ▶  
 Belgium ▶  
 Bulgaria ▶  
 Croatia ▶  
 Cyprus ▶  
 Czech Rep. ▶  
 Denmark ▶  
 Estonia ▶  
 Finland ▶  
 France ▶  
 Germany ▶  
 Greece ▶  
 Hungary ▶  
 Ireland ▶

Italy ▶  
 Latvia ▶  
 Lithuania ▶  
 Luxembourg ▶  
 Malta ▶  
 Netherlands ▶  
 Poland ▶  
 Portugal ▶  
 Romania ▶  
 Slovakia ▶  
 Slovenia ▶  
 Spain ▶  
**Sweden**  
 UK ▶


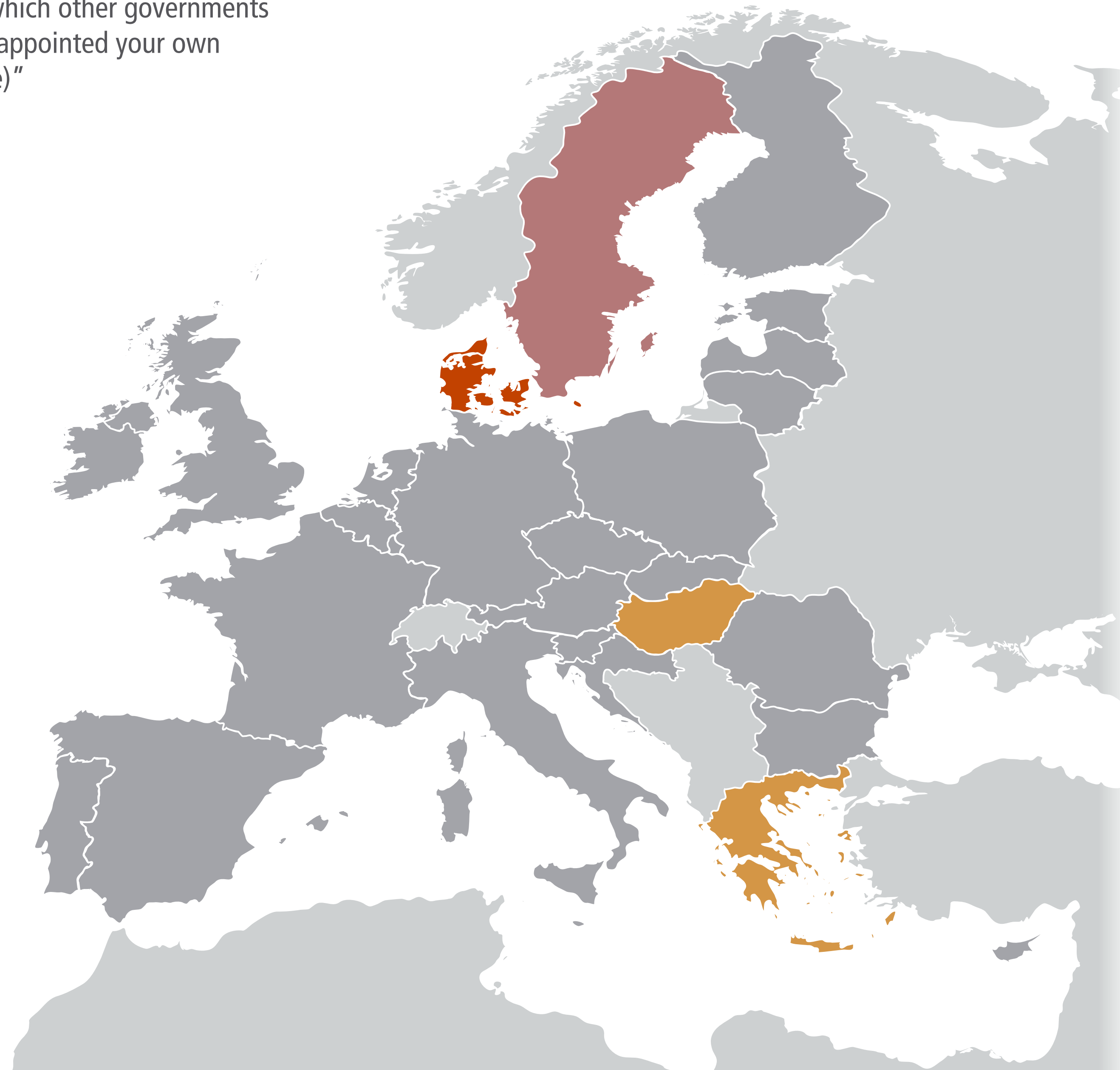
Preferences Overview

Most Contacted

Shared Interests

Most Responsive

**Most Disappointing**



Of 1123 votes by 326 respondents, Sweden received 28 (2.5%)

4% Affluent 7  
 4% Visegrád 4  
 2% Big 6  
 2% Founding 6  
 2% Southern 7

Share of votes by group

10% Denmark  
 8% Hungary  
 5% Greece  
 2% Finland  
 2% France  
 2% Italy  
 2% Netherlands  
 2% Portugal  
 2% Spain  
 1% Germany  
 1% Poland

Share of votes by country

Top %  
 10+ %  
 5-9 %  
 1-4 %

Rounded results. 0% shares not shown.

# Most Disappointing Votes for UK by UK

**Q4** "In your view or experience, which other governments or EU member states have disappointed your own government? (select up to five)"

- EU
- Big Six ▶
- Founding Six ▶
- Affluent Seven ▶
- Southern Seven ▶
- Visegrád Four ▶

- Austria
- Belgium
- Bulgaria
- Croatia
- Cyprus
- Czech Rep. ▶
- Denmark ▶
- Estonia
- Finland ▶
- France ▶
- Germany ▶
- Greece
- Hungary ▶
- Ireland
- Italy ▶
- Latvia
- Lithuania
- Luxembourg
- Malta
- Netherlands ▶
- Poland ▶
- Portugal ▶
- Romania
- Slovakia
- Slovenia
- Spain ▶
- Sweden
- UK ▶**


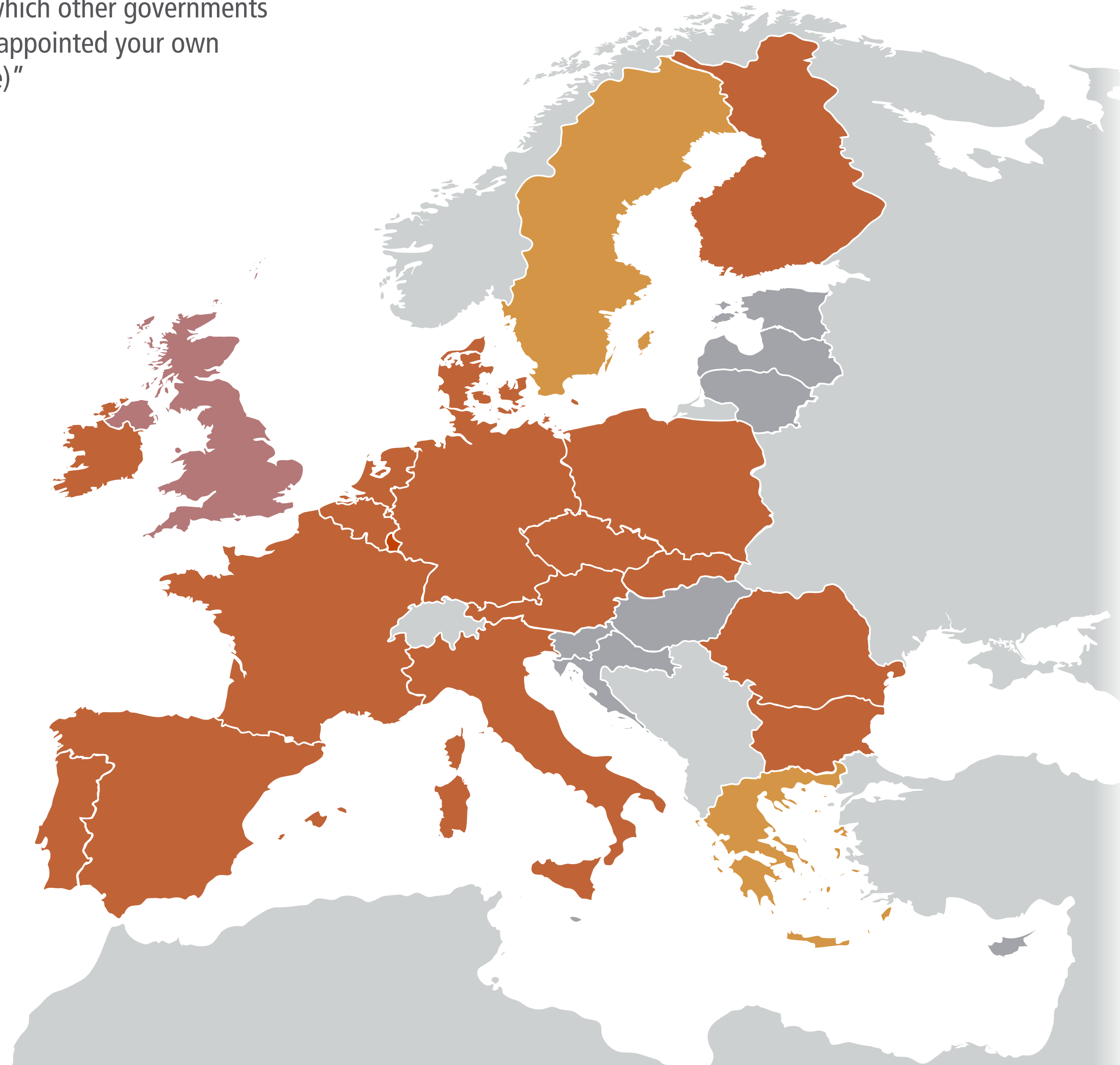
Preferences Overview

Most Contacted

Shared Interests

Most Responsive

**Most Disappointing**



Of 1123 votes by 326 respondents, UK received 149 (13.3%)

- 17% Founding 6
- 16% Affluent 7
- 16% Southern 7
- 15% Big 6
- 9% Visegrád 4

Share of votes by group

- 30% Luxembourg
- 27% Bulgaria
- 23% Spain
- 21% Austria
- 20% Czech Rep.
- 20% Slovakia
- 19% Belgium
- 18% France
- 17% Germany
- 16% Denmark
- 14% Finland
- 14% Ireland
- 14% Netherlands
- 13% Italy
- 13% Romania
- 11% Portugal
- 10% Poland
- 9% Sweden
- 5% Greece
- 3% Lithuania
- 1% Hungary

Share of votes by country

- Top %
- 10+ %
- 5-9 %
- 1-4 %

Rounded results. 0% shares not shown.

# Most Disappointing Votes for UK by UK

**Q4** "In your view or experience, which other governments or EU member states have disappointed your own government? (select up to five)"

- EU
- Big Six ▶
- Founding Six ▶
- Affluent Seven ▶
- Southern Seven ▶
- Visegrád Four ▶

- Austria
- Belgium
- Bulgaria
- Croatia
- Cyprus
- Czech Rep. ▶
- Denmark ▶
- Estonia
- Finland ▶
- France ▶
- Germany ▶
- Greece
- Hungary ▶
- Ireland
- Italy ▶
- Latvia
- Lithuania
- Luxembourg
- Malta
- Netherlands ▶
- Poland ▶
- Portugal ▶
- Romania
- Slovakia
- Slovenia
- Spain ▶
- Sweden
- UK ▶**

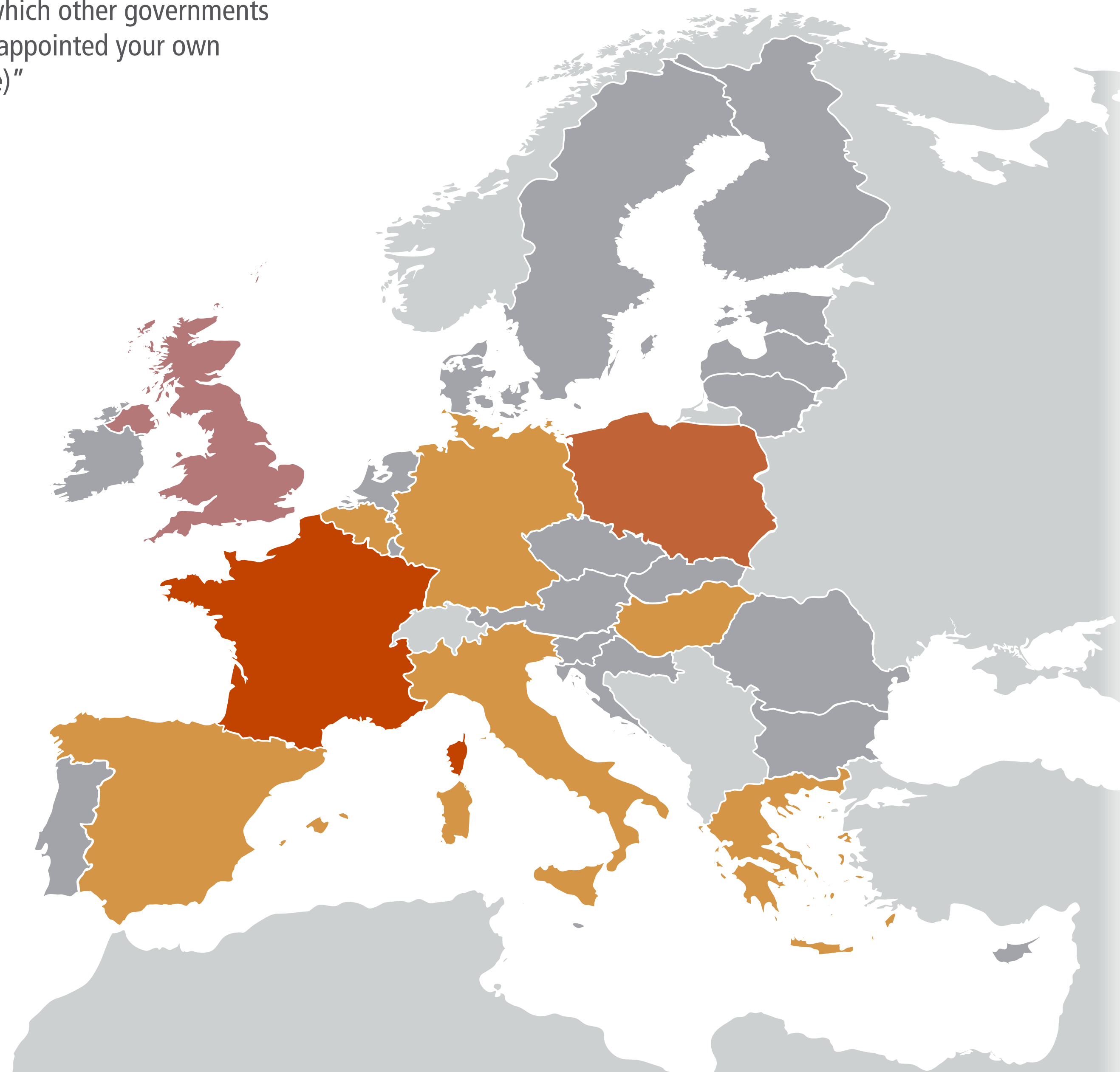
Preferences Overview

Most Contacted

Shared Interests

Most Responsive

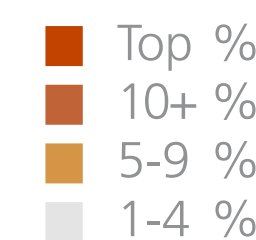
**Most Disappointing**



Of 33 votes by 11 respondents, France received the most: 7

Group	Share of votes
Big 6	58%
Founding 6	48%
Southern 7	48%
Visegrád 4	24%
Affluent 7	18%

Country	Share of votes
France	21%
Poland	12%
Greece	9%
Hungary	9%
Italy	9%
Spain	9%
Belgium	6%
Germany	6%
Austria	3%
Czech Rep.	3%
Finland	3%
Luxembourg	3%
Netherlands	3%
Romania	3%



Rounded results. 0% shares not shown.

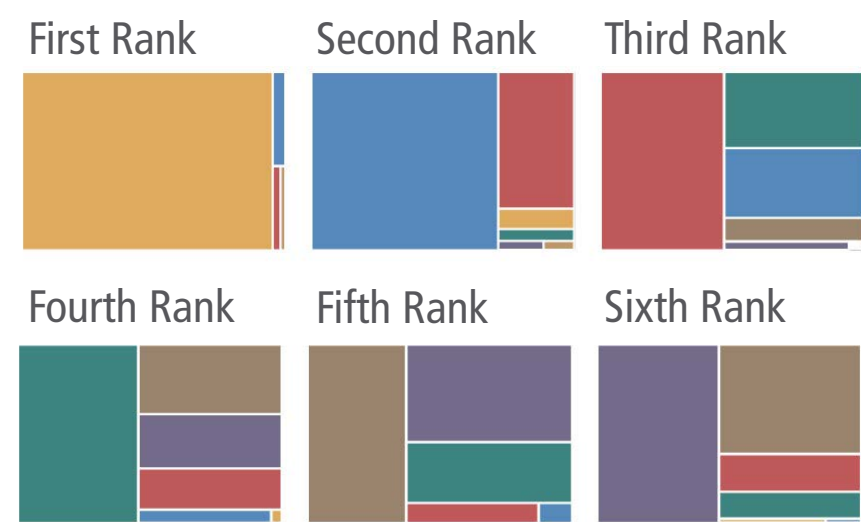
# Policy Influence

## Q5

N=357

### Big Six Overall EU Policy

“Based on your view or experience, please rank the six large EU member states according to their overall influence on EU policy over the past five years (first rank being the most influential).”

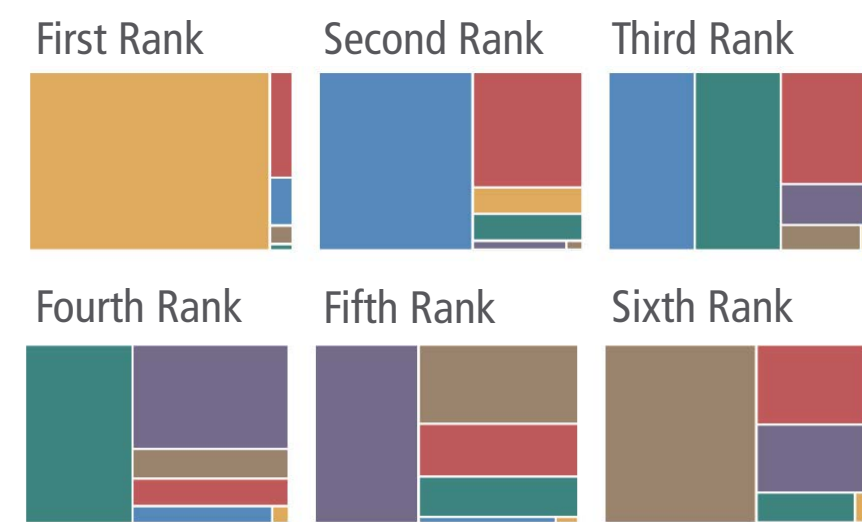


## Q6

N=351

### Big Six Fiscal Policy

“Please rank the six large EU member states according to their influence on EU fiscal policy over the past five years (first rank being the most influential).”

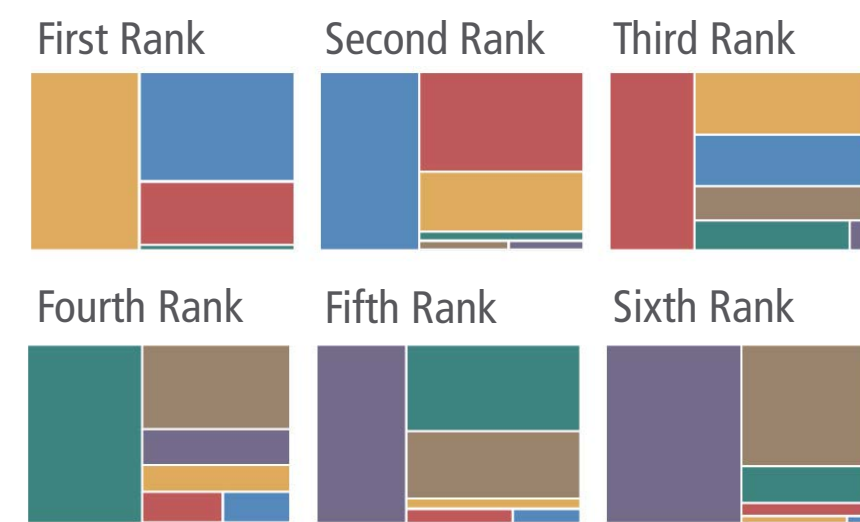


## Q7

N=347

### Big Six Foreign and Security Policy

“Please rank the six large EU member states according to their influence on EU foreign, security and defence policy over the past five years (first rank being the most influential).”

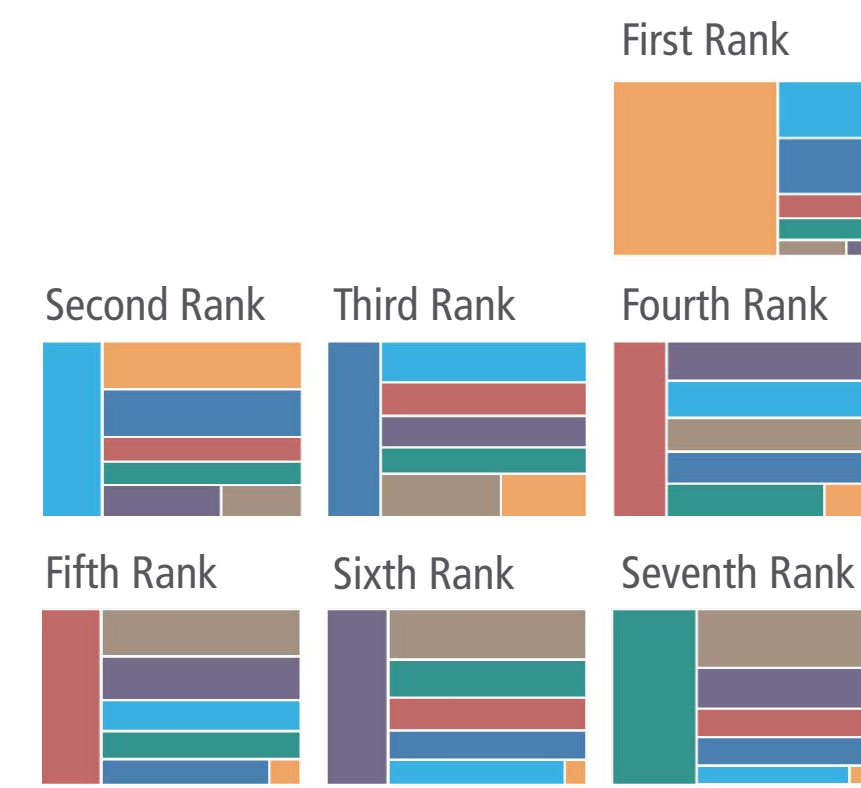


## Q8

N=336

### Affluent Seven

“Based on your view, please rank the affluent seven EU member states according to their overall influence on EU policy over the past five years (first rank being the most influential).”

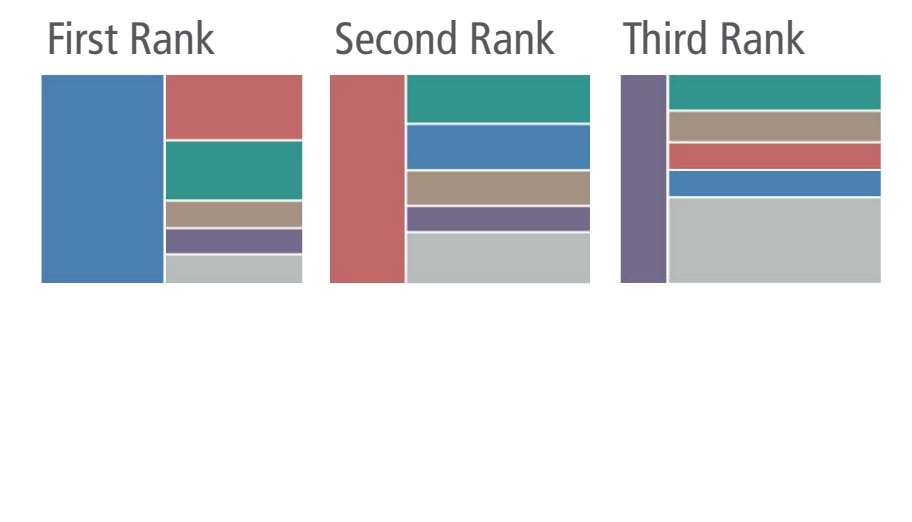


## Q9

N=333

### Other Countries

“Here is a list of 15 more EU member states. According to your view, rank the three countries that have had the strongest influence on EU policy over the past five years (first rank being the most influential).”



# Big Six Overall EU Policy Ranking by EU

Q5

“Based on your view or experience, please rank the six large EU member states according to their overall influence on EU policy over the past five years. (first rank being the most influential)”

EU	Affluent Seven
Big Six	Southern Seven
Founding Six	Visegrád Four
Austria	Italy
Belgium	Latvia
Bulgaria	Lithuania
Croatia	Luxembourg
Cyprus	Malta
Czech Rep.	Netherlands
Denmark	Poland
Estonia	Portugal
Finland	Romania
France	Slovakia
Germany	Slovenia
Greece	Spain
Hungary	Sweden
Ireland	UK

Influence Overview

**Big Six Overall EU Policy**


Big Six Fiscal Policy

Big Six Foreign and Security Policy

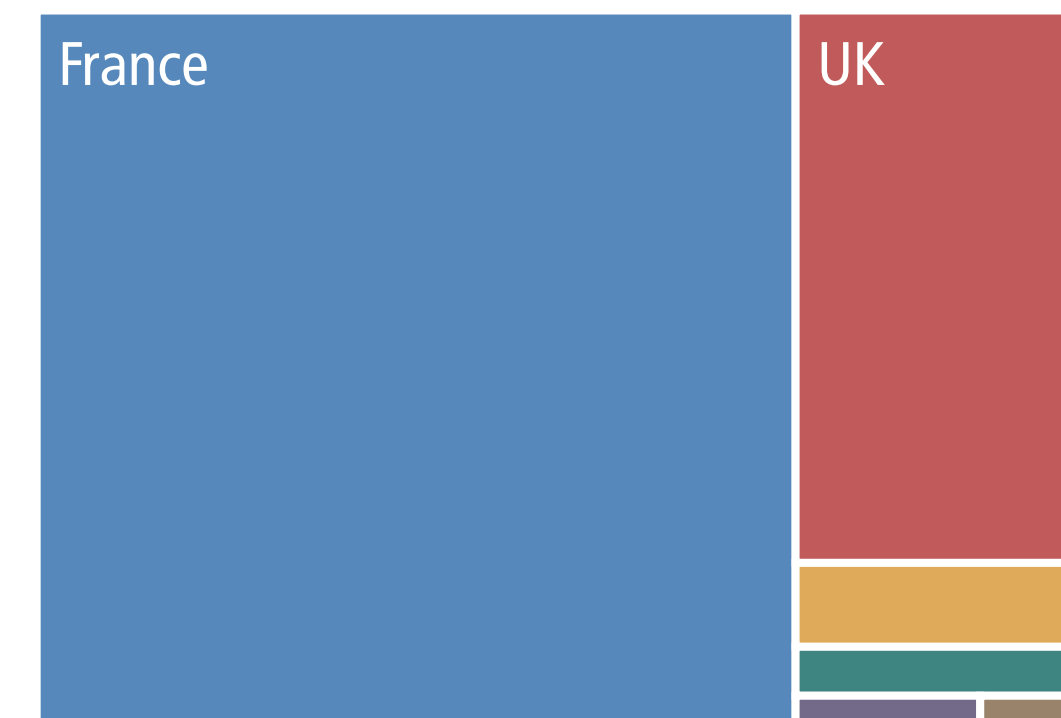
Affluent Seven

Other Countries


First Rank




Second Rank



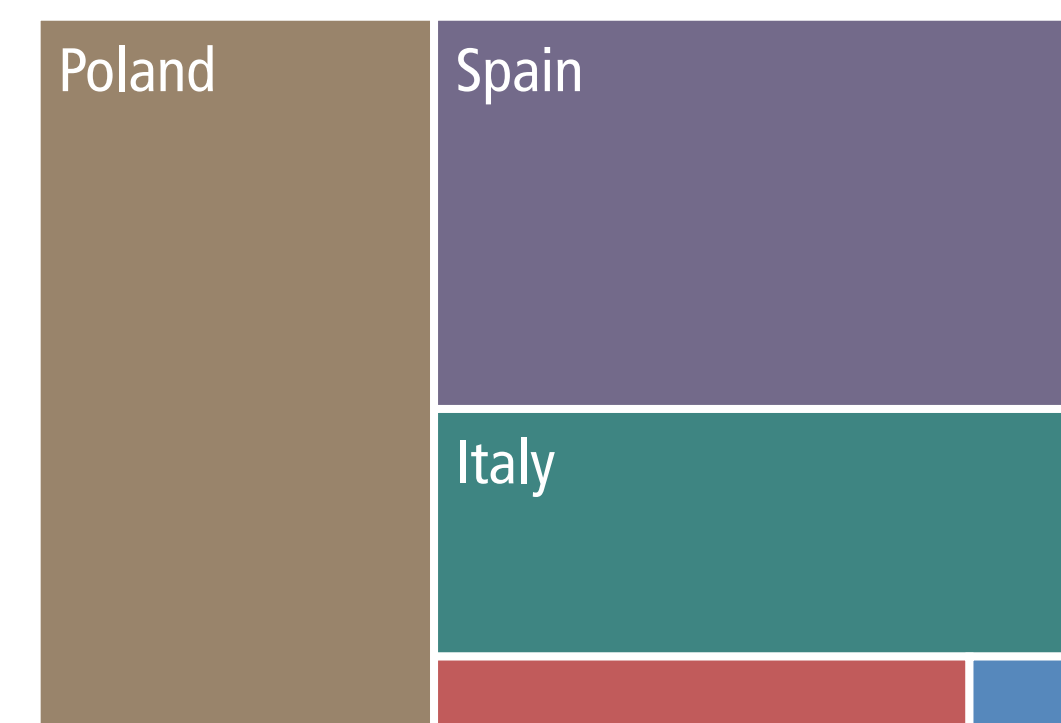
Third Rank



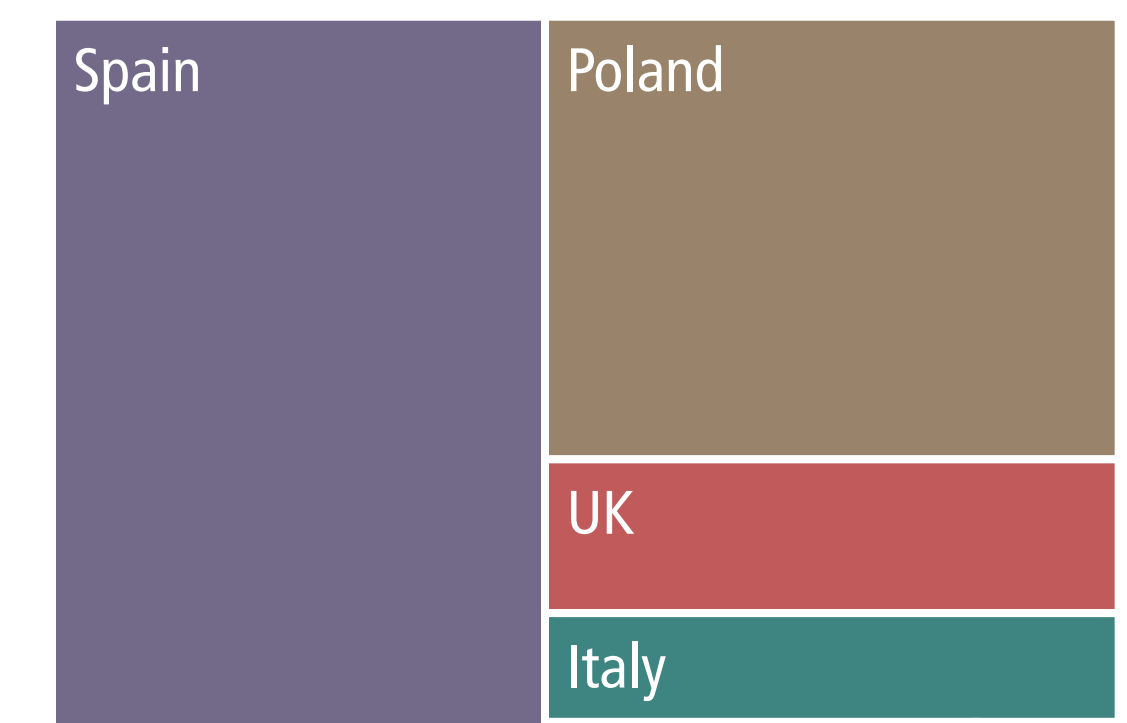
Fourth Rank



Fifth Rank



Sixth Rank



Number of respondents: 357. Size of rectangles corresponds with respondents' respective rankings. Countries with equal values are sorted from A-Z.



# Big Six Overall EU Policy Ranking by Big Six


Q5

“Based on your view or experience, please rank the six large EU member states according to their overall influence on EU policy over the past five years. (first rank being the most influential)”

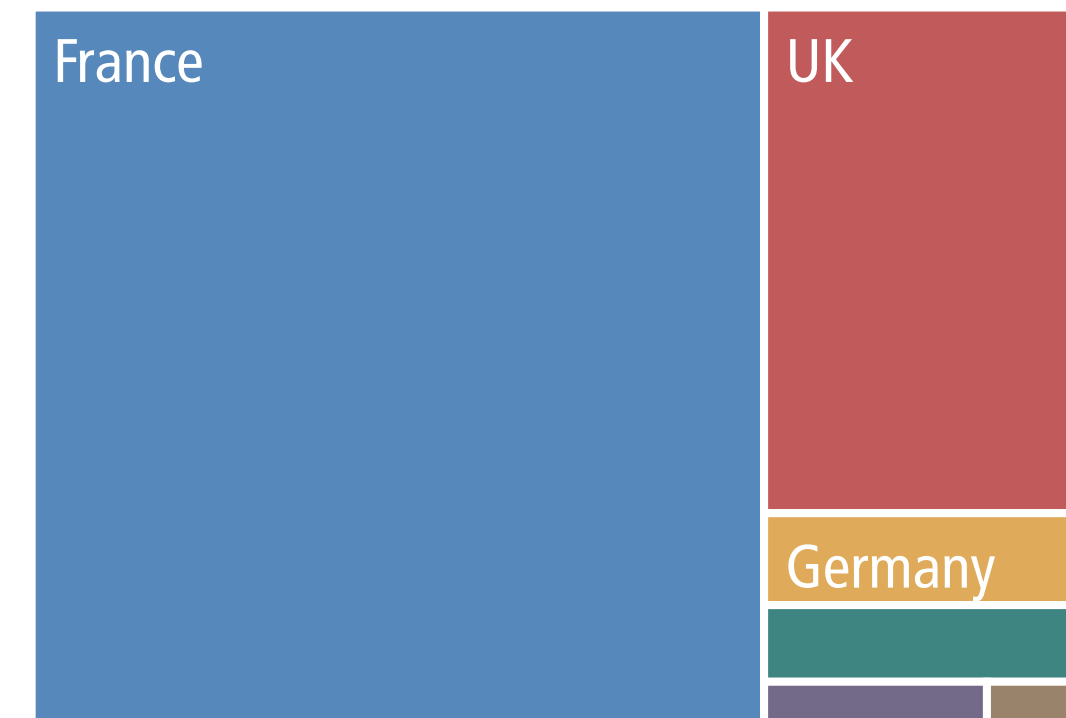
EU Big Six	Affluent Seven
Founding Six	Southern Seven
	Visegrád Four
Austria	Italy
Belgium	Latvia
Bulgaria	Lithuania
Croatia	Luxembourg
Cyprus	Malta
Czech Rep.	Netherlands
Denmark	Poland
Estonia	Portugal
Finland	Romania
France	Slovakia
Germany	Slovenia
Greece	Spain
Hungary	Sweden
Ireland	UK

- Influence Overview
- Big Six Overall EU Policy**
- Big Six Fiscal Policy
- Big Six Foreign and Security Policy
- Affluent Seven
- Other Countries


First Rank




Second Rank



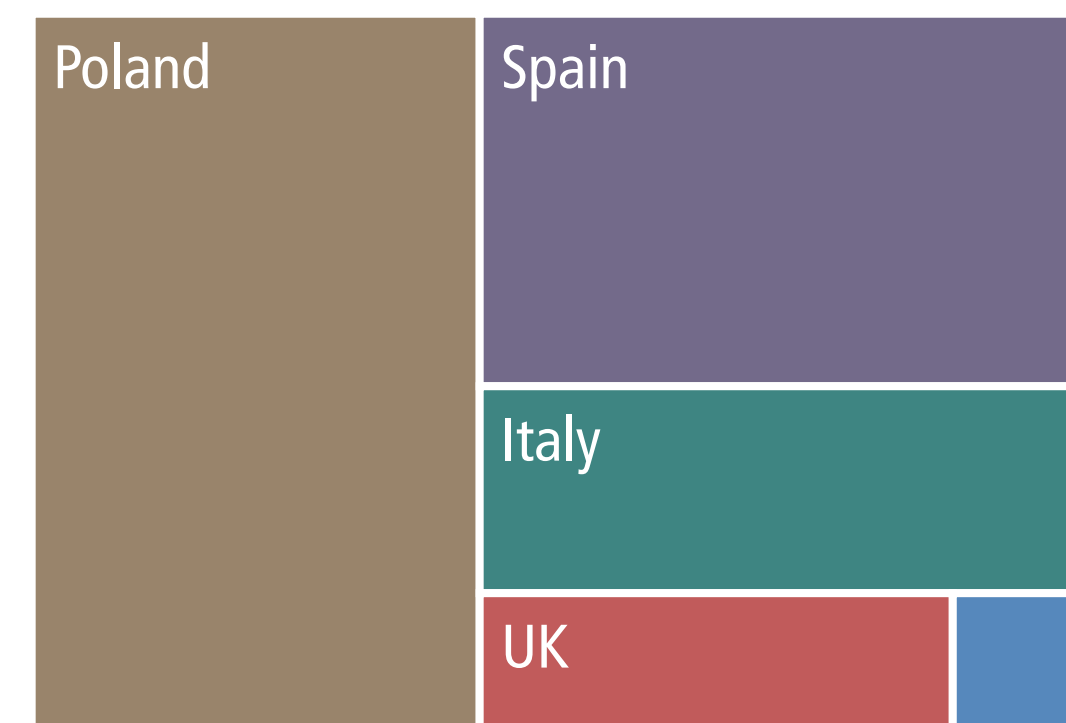
Third Rank



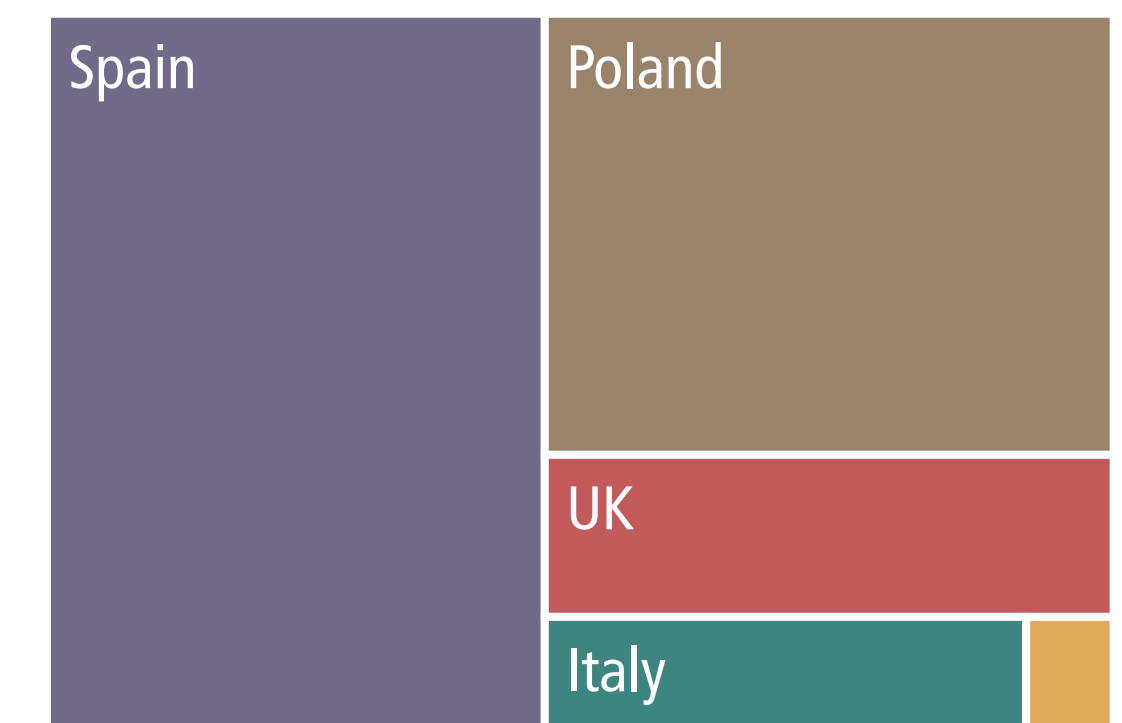
Fourth Rank



Fifth Rank



Sixth Rank



Number of respondents: 150. Size of rectangles corresponds with respondents' respective rankings. Countries with equal values are sorted from A-Z.

# Big Six Overall EU Policy Ranking by Founding Six

Q5

“Based on your view or experience, please rank the six large EU member states according to their overall influence on EU policy over the past five years. (first rank being the most influential)”

EU Big Six	Affluent Seven
Founding Six	Southern Seven
	Visegrád Four
Austria	Italy
Belgium	Latvia
Bulgaria	Lithuania
Croatia	Luxembourg
Cyprus	Malta
Czech Rep.	Netherlands
Denmark	Poland
Estonia	Portugal
Finland	Romania
France	Slovakia
Germany	Slovenia
Greece	Spain
Hungary	Sweden
Ireland	UK

Influence Overview

Big Six Overall EU Policy


Big Six Fiscal Policy

Big Six Foreign and Security Policy

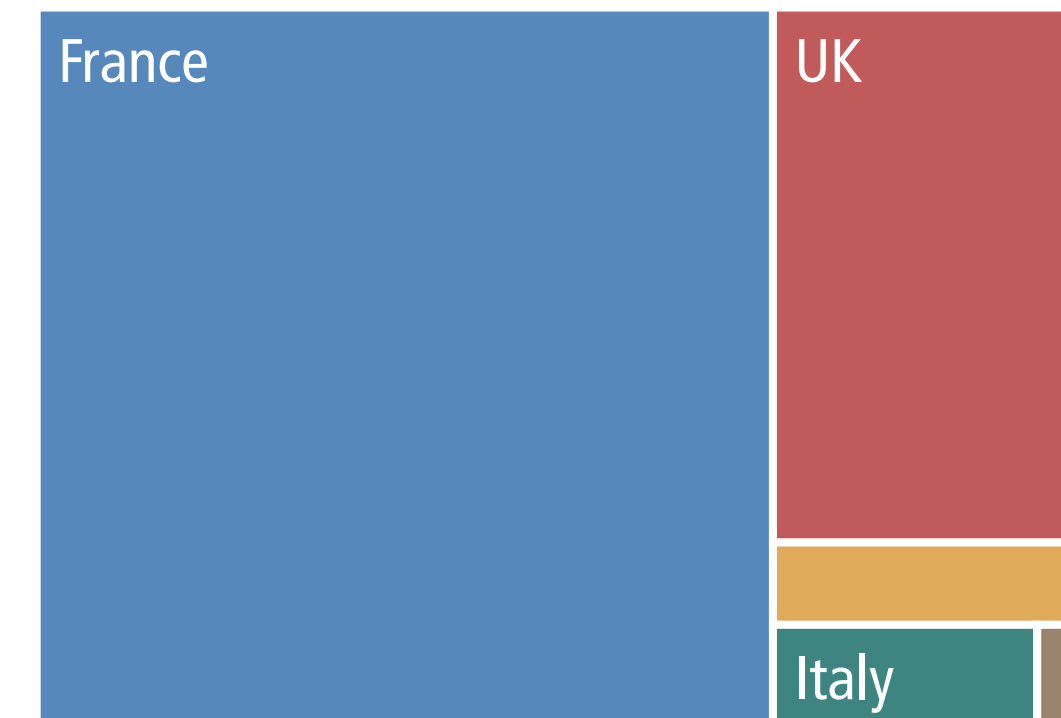
Affluent Seven

Other Countries


First Rank




Second Rank



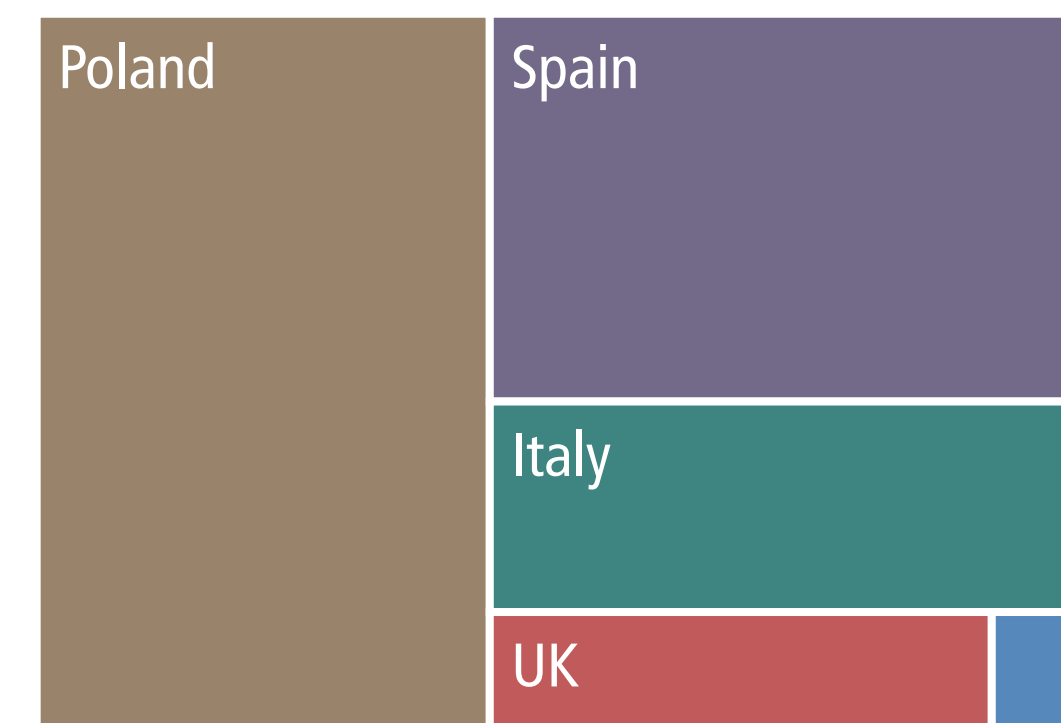
Third Rank




Fourth Rank



Fifth Rank



Sixth Rank



Number of respondents: 113. Size of rectangles corresponds with respondents' respective rankings. Countries with equal values are sorted from A-Z.

# Big Six Overall EU Policy Ranking by Affluent Seven

Q5

“Based on your view or experience, please rank the six large EU member states according to their overall influence on EU policy over the past five years. (first rank being the most influential)”

EU Big Six	Affluent Seven
Founding Six	Southern Seven
	Visegrád Four
Austria	Italy
Belgium	Latvia
Bulgaria	Lithuania
Croatia	Luxembourg
Cyprus	Malta
Czech Rep.	Netherlands
Denmark	Poland
Estonia	Portugal
Finland	Romania
France	Slovakia
Germany	Slovenia
Greece	Spain
Hungary	Sweden
Ireland	UK

Influence Overview

**Big Six Overall EU Policy**


Big Six Fiscal Policy

Big Six Foreign and Security Policy

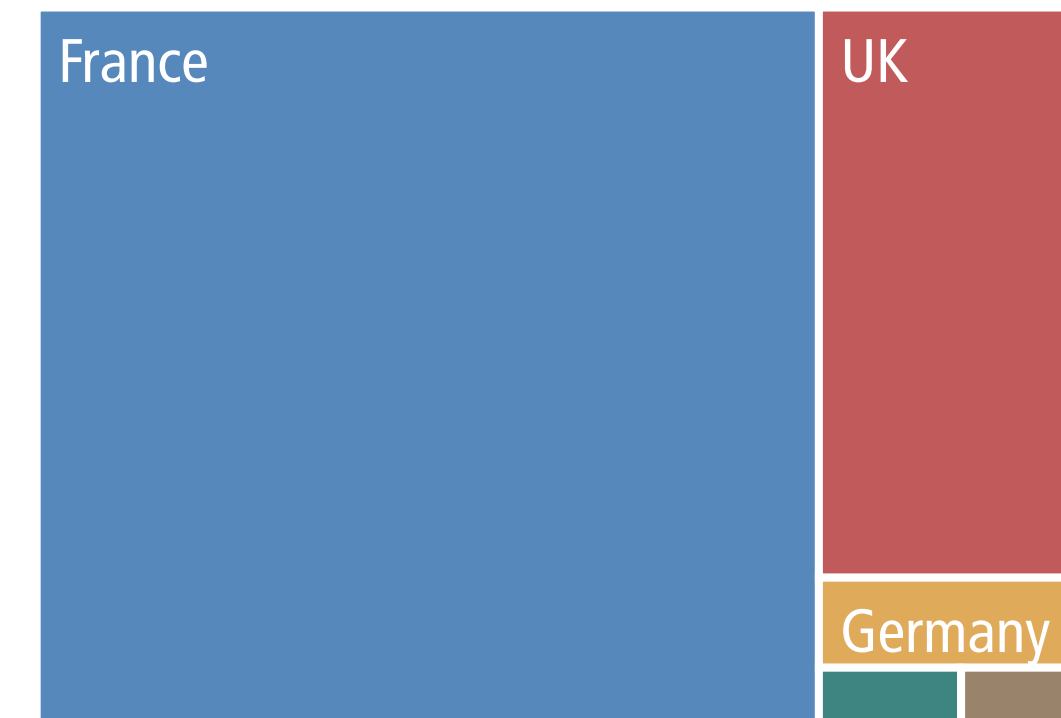
Affluent Seven

Other Countries

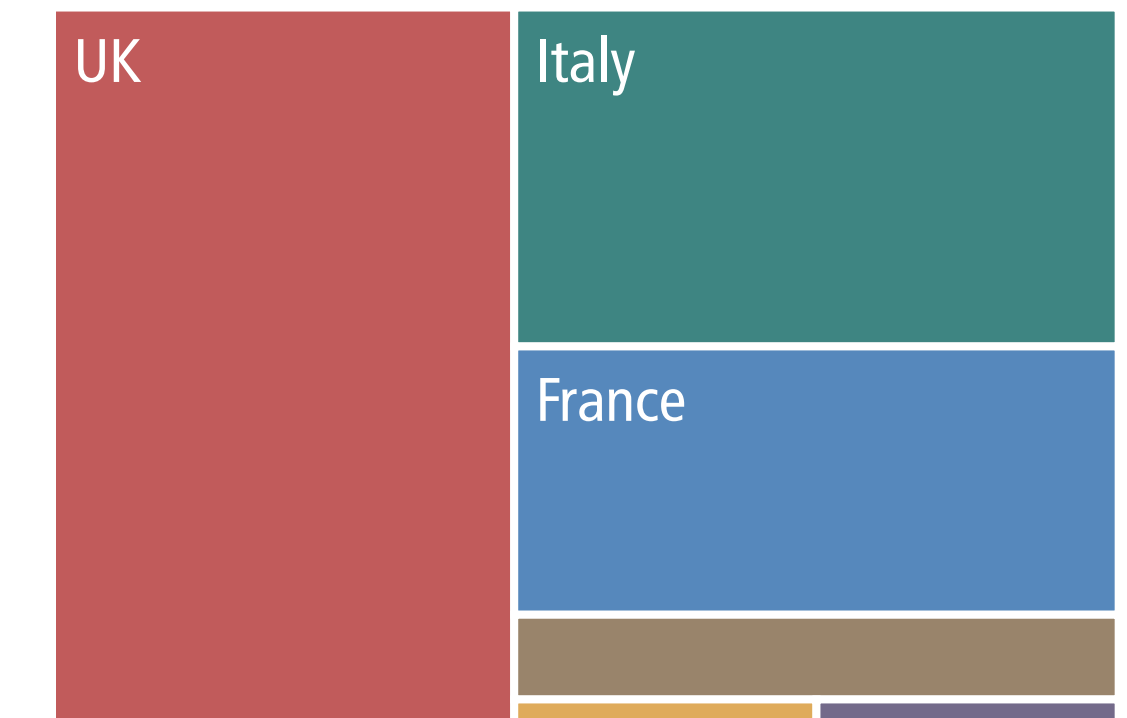
First Rank




Second Rank



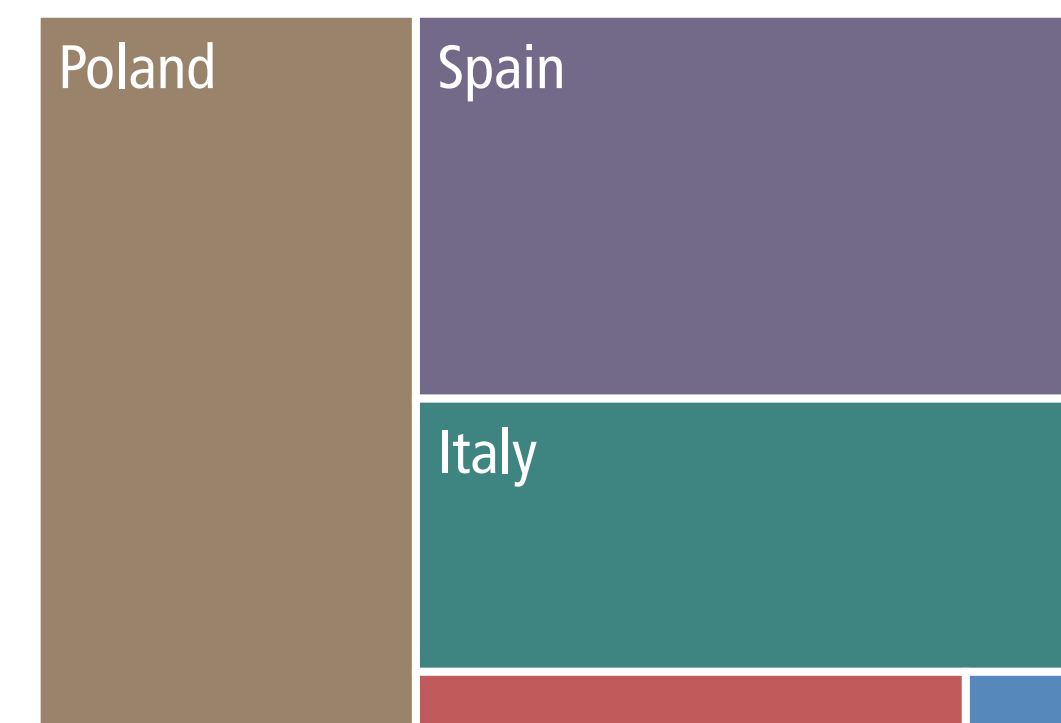
Third Rank




Fourth Rank



Fifth Rank



Sixth Rank



Number of respondents: 90. Size of rectangles corresponds with respondents' respective rankings. Countries with equal values are sorted from A-Z.

# Big Six Overall EU Policy Ranking by Southern Seven

**Q5** “Based on your view or experience, please rank the six large EU member states according to their overall influence on EU policy over the past five years. (first rank being the most influential)”

EU Big Six Founding Six	Affluent Seven Southern Seven Visegrád Four
Austria	Italy
Belgium	Latvia
Bulgaria	Lithuania
Croatia	Luxembourg
Cyprus	Malta
Czech Rep.	Netherlands
Denmark	Poland
Estonia	Portugal
Finland	Romania
France	Slovakia
Germany	Slovenia
Greece	Spain
Hungary	Sweden
Ireland	UK

Influence Overview

**Big Six Overall EU Policy**


Big Six Fiscal Policy

Big Six Foreign and Security Policy

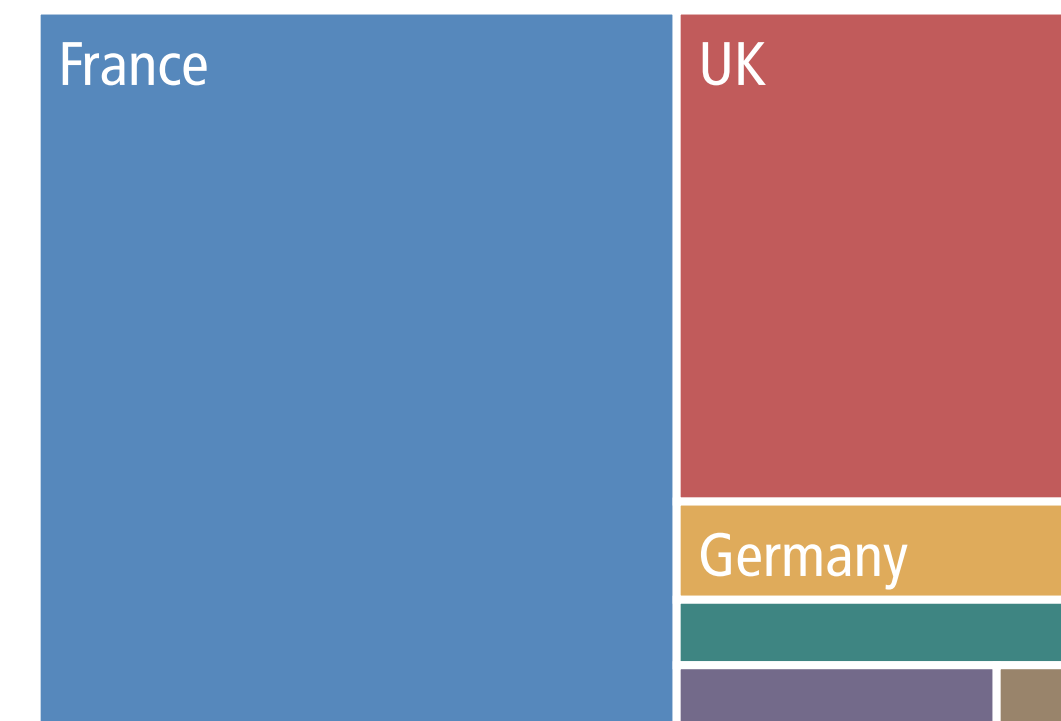
Affluent Seven

Other Countries

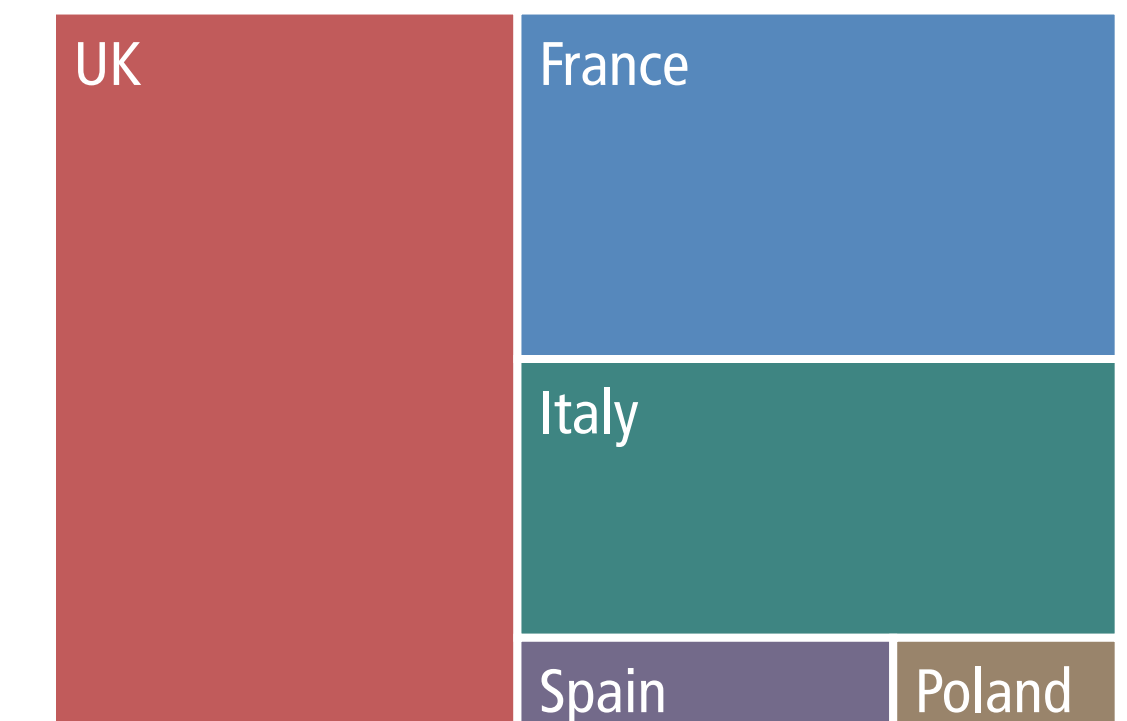
First Rank




Second Rank



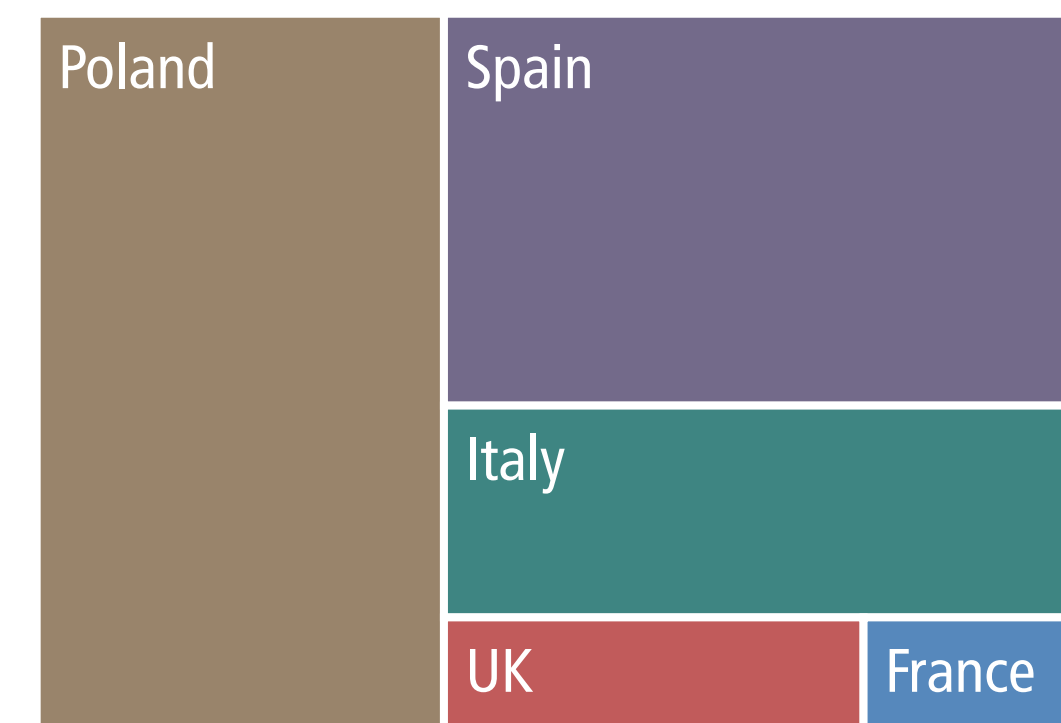
Third Rank




Fourth Rank



Fifth Rank



Sixth Rank



Number of respondents: 110. Size of rectangles corresponds with respondents' respective rankings. Countries with equal values are sorted from A-Z.

# Big Six Overall EU Policy Ranking by Visegrád Four

Q5

“Based on your view or experience, please rank the six large EU member states according to their overall influence on EU policy over the past five years. (first rank being the most influential)”

EU Big Six	Affluent Seven	Southern Seven	Visegrád Four
Austria	Italy	Latvia	
Belgium		Lithuania	
Bulgaria		Luxembourg	
Croatia		Malta	
Cyprus		Netherlands	
Czech Rep.		Poland	
Denmark		Portugal	
Estonia		Romania	
Finland		Slovakia	
France		Slovenia	
Germany		Spain	
Greece		Sweden	
Hungary		UK	
Ireland			

Influence Overview

**Big Six Overall EU Policy**


Big Six Fiscal Policy

Big Six Foreign and Security Policy

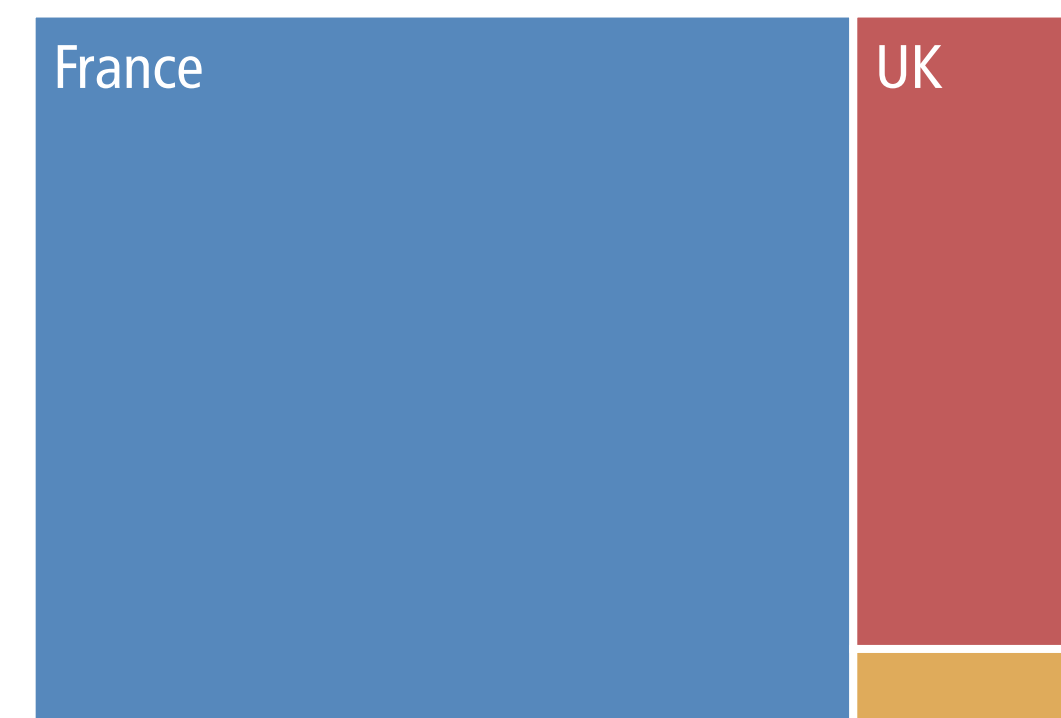
Affluent Seven

Other Countries

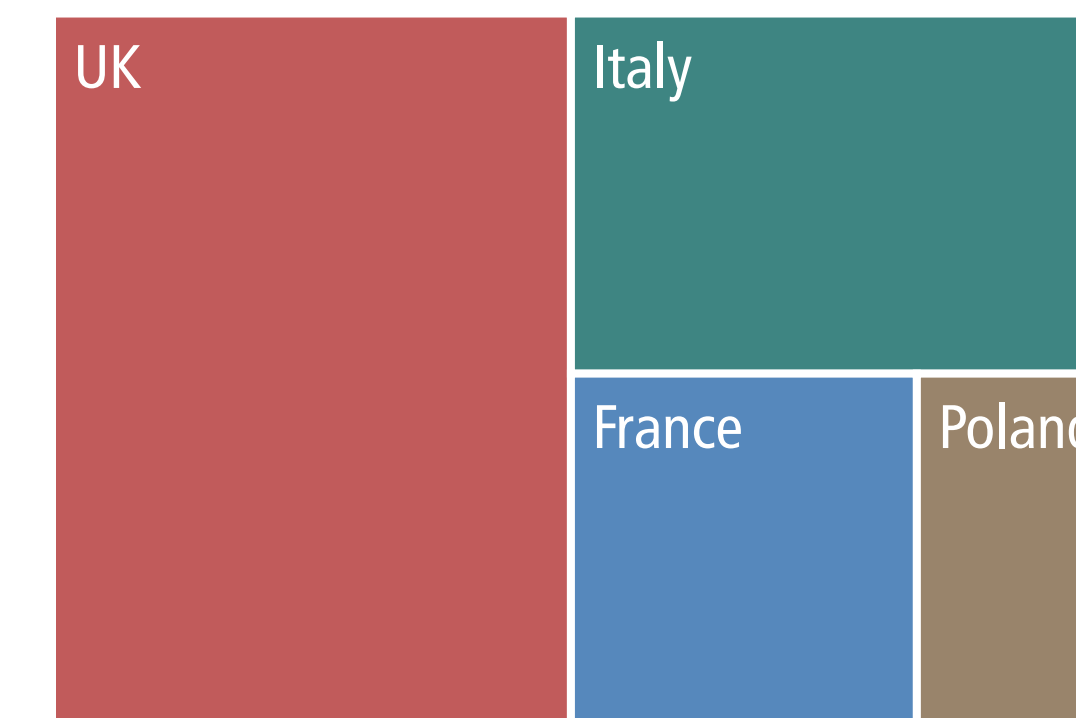
First Rank




Second Rank




Third Rank




Fourth Rank



Fifth Rank



Sixth Rank



Number of respondents: 74. Size of rectangles corresponds with respondents' respective rankings. Countries with equal values are sorted from A-Z.

# Big Six Overall EU Policy Ranking by Austria


Q5

“Based on your view or experience, please rank the six large EU member states according to their overall influence on EU policy over the past five years. (first rank being the most influential)”

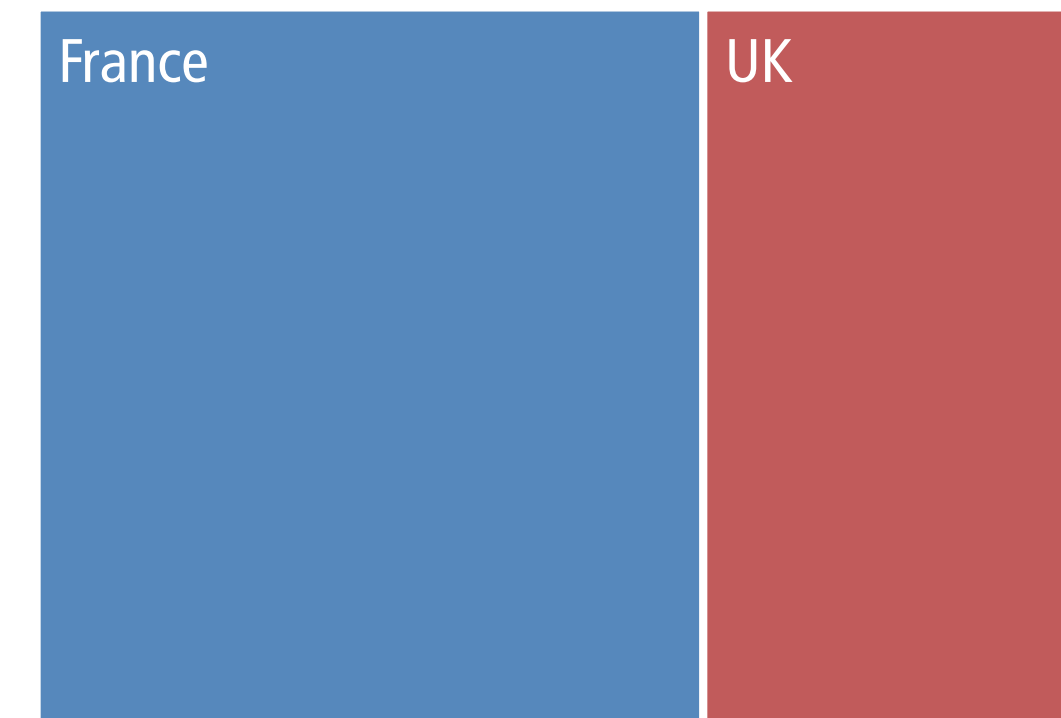
EU Big Six Founding Six	Affluent Seven Southern Seven Visegrád Four
Austria	Italy
Belgium	Latvia
Bulgaria	Lithuania
Croatia	Luxembourg
Cyprus	Malta
Czech Rep.	Netherlands
Denmark	Poland
Estonia	Portugal
Finland	Romania
France	Slovakia
Germany	Slovenia
Greece	Spain
Hungary	Sweden
Ireland	UK

- Influence Overview
- Big Six Overall EU Policy**
- Big Six Fiscal Policy
- Big Six Foreign and Security Policy
- Affluent Seven
- Other Countries

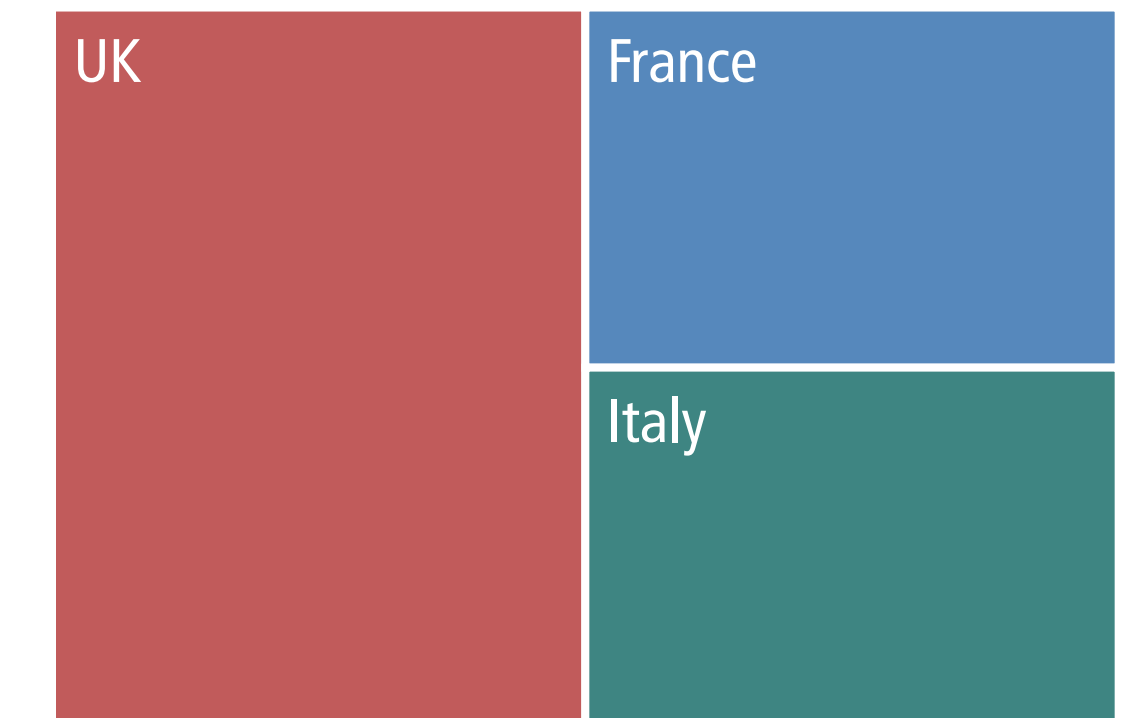
First Rank




Second Rank




Third Rank



Fourth Rank



Fifth Rank



Sixth Rank



Number of respondents: 8. Size of rectangles corresponds with respondents' respective rankings. Countries with equal values are sorted from A-Z.

# Big Six Overall EU Policy Ranking by Belgium


Q5

“Based on your view or experience, please rank the six large EU member states according to their overall influence on EU policy over the past five years. (first rank being the most influential)”

EU Big Six Founding Six	Affluent Seven Southern Seven Visegrád Four
Austria	Italy
<b>Belgium</b>	Latvia
Bulgaria	Lithuania
Croatia	Luxembourg
Cyprus	Malta
Czech Rep.	Netherlands
Denmark	Poland
Estonia	Portugal
Finland	Romania
France	Slovakia
Germany	Slovenia
Greece	Spain
Hungary	Sweden
Ireland	UK

- Influence Overview
- Big Six Overall EU Policy**
- Big Six Fiscal Policy
- Big Six Foreign and Security Policy
- Affluent Seven
- Other Countries

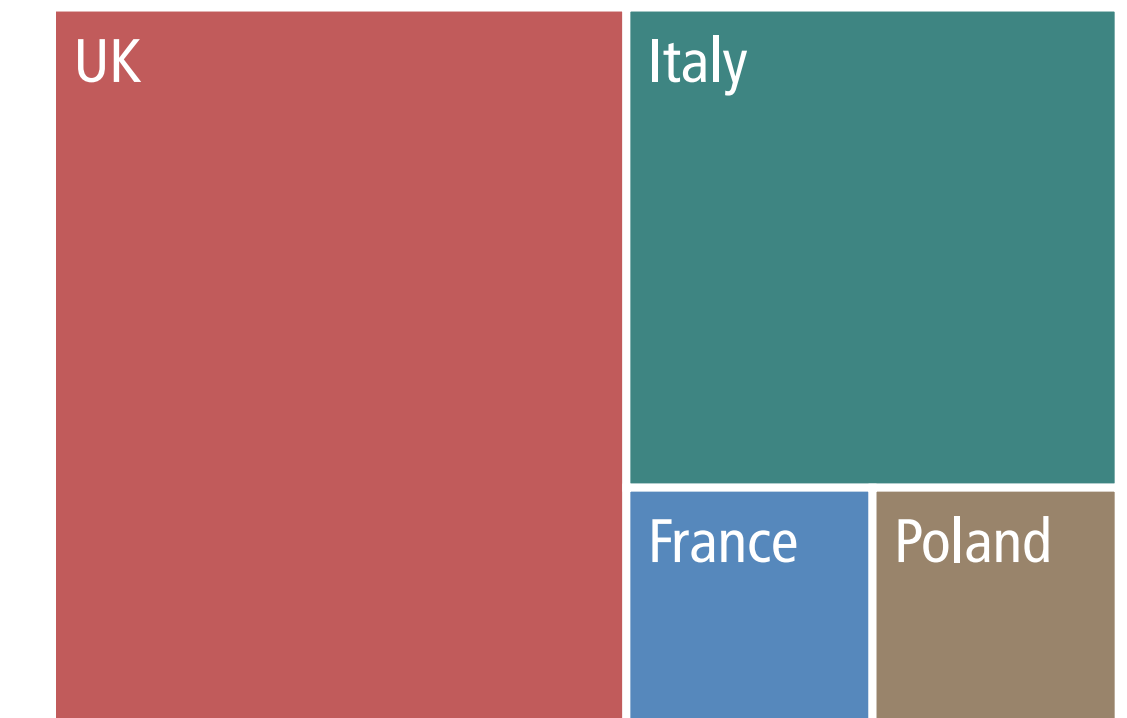
First Rank




Second Rank




Third Rank




Fourth Rank



Fifth Rank



Sixth Rank



Number of respondents: 13. Size of rectangles corresponds with respondents' respective rankings. Countries with equal values are sorted from A-Z.

# Big Six Overall EU Policy Ranking by Bulgaria


Q5

“Based on your view or experience, please rank the six large EU member states according to their overall influence on EU policy over the past five years. (first rank being the most influential)”

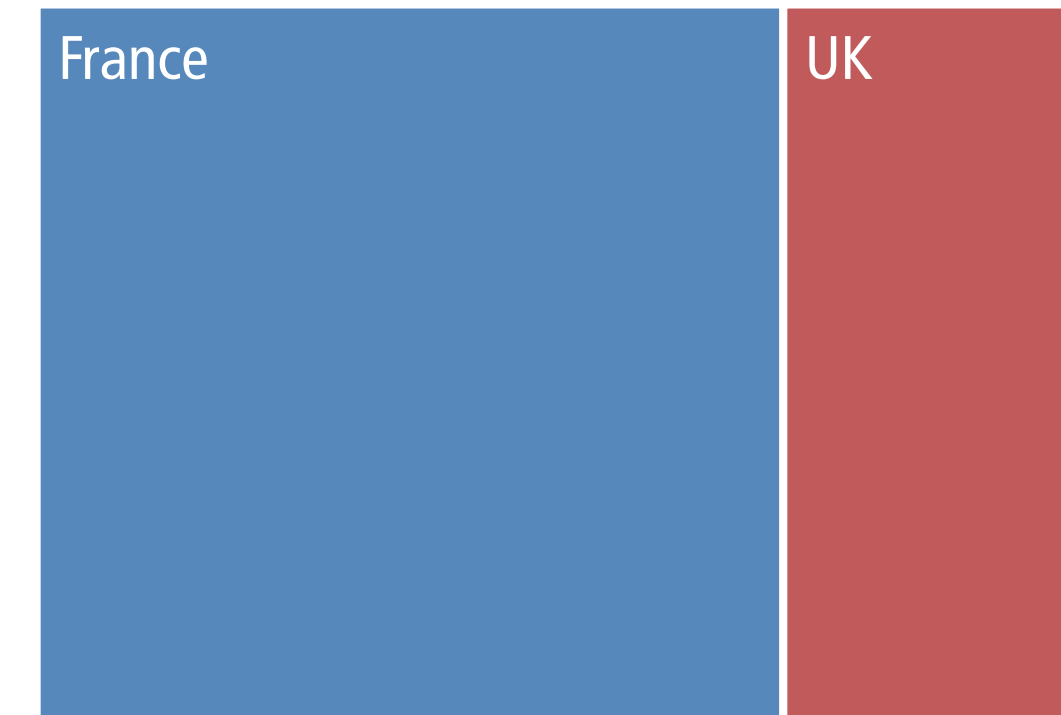
EU Big Six Founding Six	Affluent Seven Southern Seven Visegrád Four
Austria	Italy
Belgium	Latvia
<b>Bulgaria</b>	Lithuania
Croatia	Luxembourg
Cyprus	Malta
Czech Rep.	Netherlands
Denmark	Poland
Estonia	Portugal
Finland	Romania
France	Slovakia
Germany	Slovenia
Greece	Spain
Hungary	Sweden
Ireland	UK

- Influence Overview
- Big Six Overall EU Policy**
- Big Six Fiscal Policy
- Big Six Foreign and Security Policy
- Affluent Seven
- Other Countries

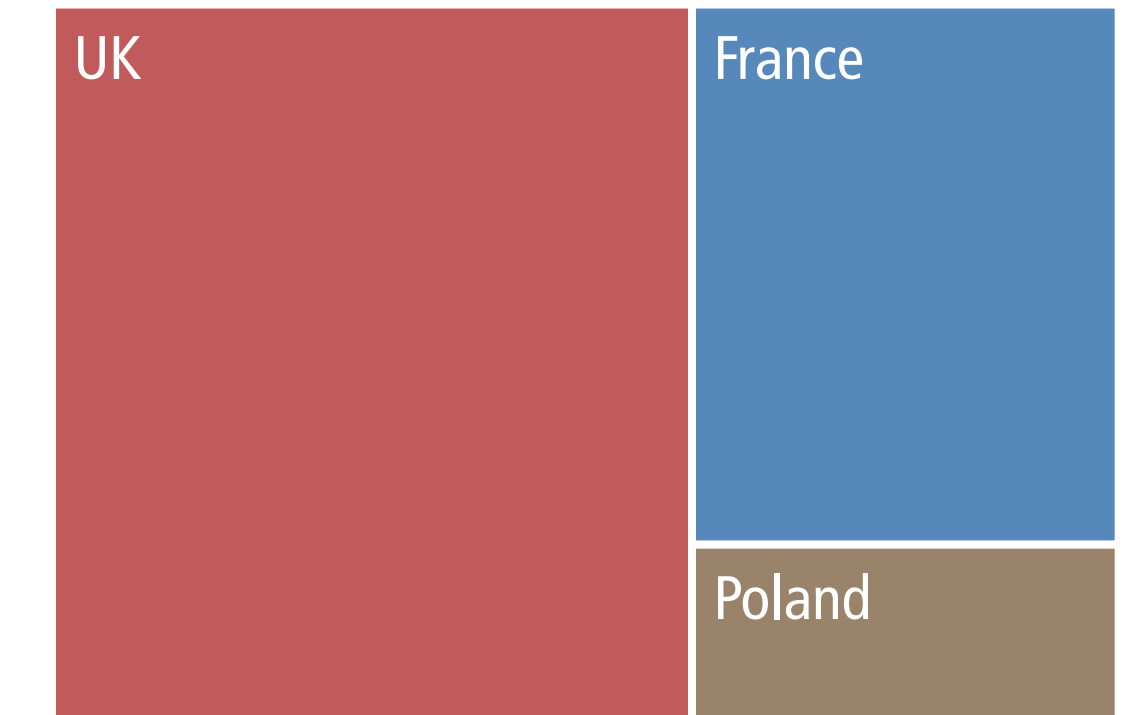
First Rank




Second Rank




Third Rank



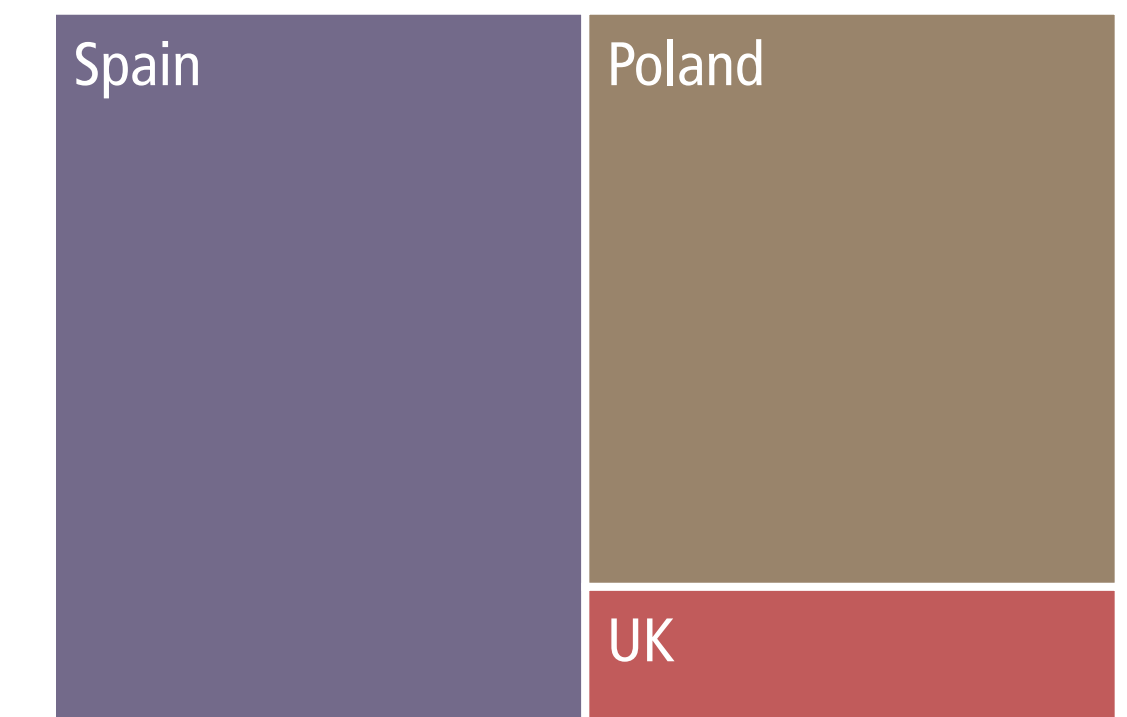
Fourth Rank



Fifth Rank



Sixth Rank



Number of respondents: 10. Size of rectangles corresponds with respondents' respective rankings. Countries with equal values are sorted from A-Z.



# Big Six Overall EU Policy Ranking by Croatia

Q5

“Based on your view or experience, please rank the six large EU member states according to their overall influence on EU policy over the past five years. (first rank being the most influential)”

EU Big Six Founding Six	Affluent Seven Southern Seven Visegrád Four
Austria	Italy
Belgium	Latvia
Bulgaria	Lithuania
<b>Croatia</b>	Luxembourg
Cyprus	Malta
Czech Rep.	Netherlands
Denmark	Poland
Estonia	Portugal
Finland	Romania
France	Slovakia
Germany	Slovenia
Greece	Spain
Hungary	Sweden
Ireland	UK

Influence Overview

**Big Six Overall EU Policy**


Big Six Fiscal Policy

Big Six Foreign and Security Policy

Affluent Seven

Other Countries

First Rank




Second Rank




Third Rank



Fourth Rank



Fifth Rank



Sixth Rank



Number of respondents: 2. Size of rectangles corresponds with respondents' respective rankings. Countries with equal values are sorted from A-Z.



Croatia



Design

Findings

Chapters

Preferences

**Influence**

Partners

Policies

[ecfr.eu/eucoalitionexplorer](https://ecfr.eu/eucoalitionexplorer)

# Big Six Overall EU Policy Ranking by Cyprus

Q5

“Based on your view or experience, please rank the six large EU member states according to their overall influence on EU policy over the past five years. (first rank being the most influential)”

EU Big Six Founding Six	Affluent Seven Southern Seven Visegrád Four
Austria	Italy
Belgium	Latvia
Bulgaria	Lithuania
Croatia	Luxembourg
Cyprus	Malta
Czech Rep.	Netherlands
Denmark	Poland
Estonia	Portugal
Finland	Romania
France	Slovakia
Germany	Slovenia
Greece	Spain
Hungary	Sweden
Ireland	UK

Influence Overview

**Big Six Overall EU Policy**


Big Six Fiscal Policy

Big Six Foreign and Security Policy

Affluent Seven

Other Countries

First Rank



Second Rank




Third Rank



Fourth Rank



Fifth Rank



Sixth Rank



Number of respondents: 1. Size of rectangles corresponds with respondents' respective rankings. Countries with equal values are sorted from A-Z.



Cyprus



Design

Findings

Chapters

Preferences

**Influence**

Partners

Policies

[ecfr.eu/eucoalitionexplorer](https://ecfr.eu/eucoalitionexplorer)

# Big Six Overall EU Policy Ranking by Czech Rep.


Q5

“Based on your view or experience, please rank the six large EU member states according to their overall influence on EU policy over the past five years. (first rank being the most influential)”


EU Big Six Founding Six	Affluent Seven Southern Seven Visegrád Four
Austria	Italy
Belgium	Latvia
Bulgaria	Lithuania
Croatia	Luxembourg
Cyprus	Malta
<b>Czech Rep.</b>	Netherlands
Denmark	Poland
Estonia	Portugal
Finland	Romania
France	Slovakia
Germany	Slovenia
Greece	Spain
Hungary	Sweden
Ireland	UK

- Influence Overview
- Big Six Overall EU Policy**
- Big Six Fiscal Policy
- Big Six Foreign and Security Policy
- Affluent Seven
- Other Countries


First Rank




Second Rank




Third Rank




Fourth Rank



Fifth Rank



Sixth Rank



Number of respondents: 17. Size of rectangles corresponds with respondents' respective rankings. Countries with equal values are sorted from A-Z.

# Big Six Overall EU Policy Ranking by Denmark


Q5

“Based on your view or experience, please rank the six large EU member states according to their overall influence on EU policy over the past five years. (first rank being the most influential)”

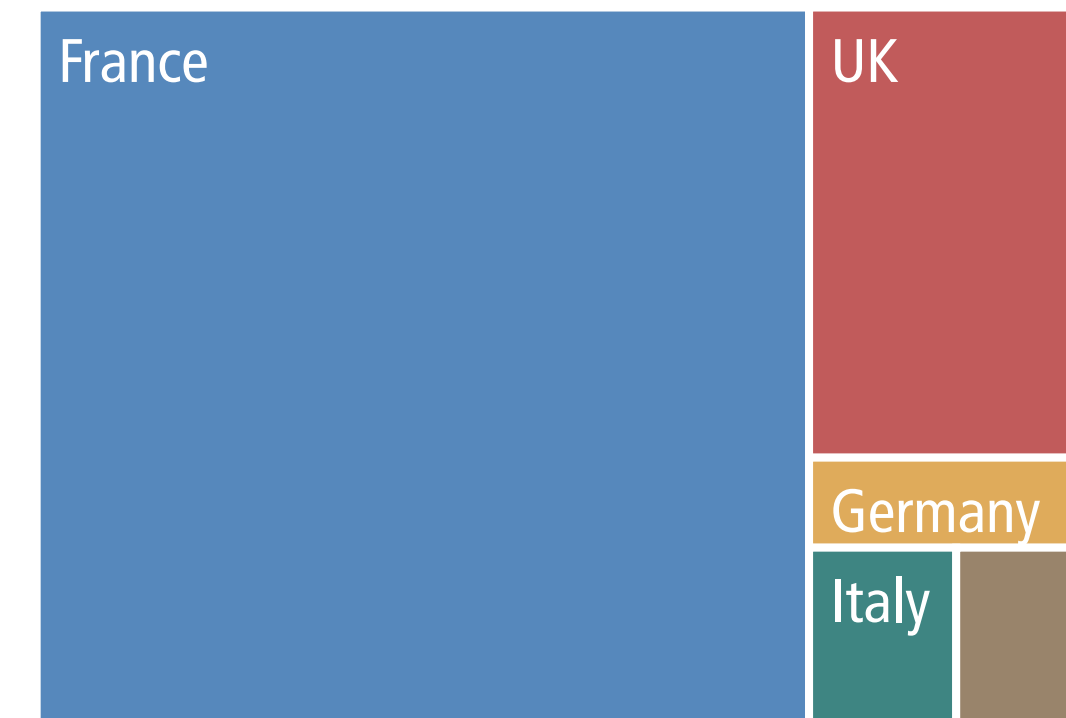
EU Big Six Founding Six	Affluent Seven Southern Seven Visegrád Four
Austria	Italy
Belgium	Latvia
Bulgaria	Lithuania
Croatia	Luxembourg
Cyprus	Malta
Czech Rep.	Netherlands
<b>Denmark</b>	Poland
Estonia	Portugal
Finland	Romania
France	Slovakia
Germany	Slovenia
Greece	Spain
Hungary	Sweden
Ireland	UK

- Influence Overview
- Big Six Overall EU Policy**
- Big Six Fiscal Policy
- Big Six Foreign and Security Policy
- Affluent Seven
- Other Countries

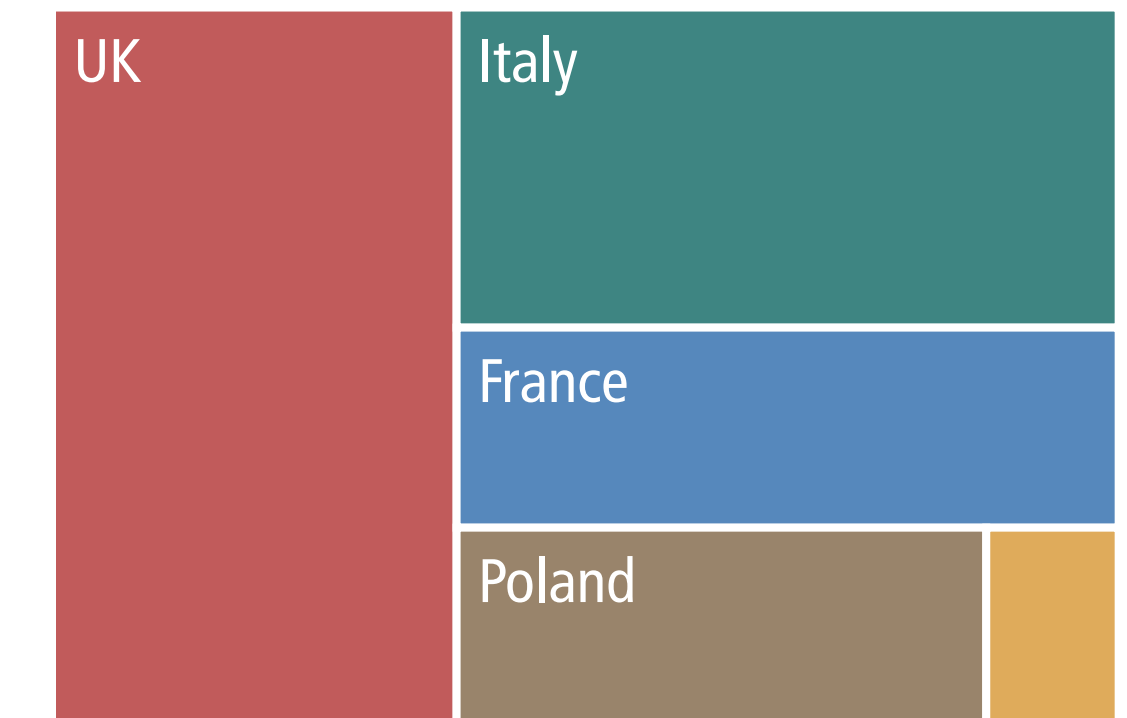
First Rank



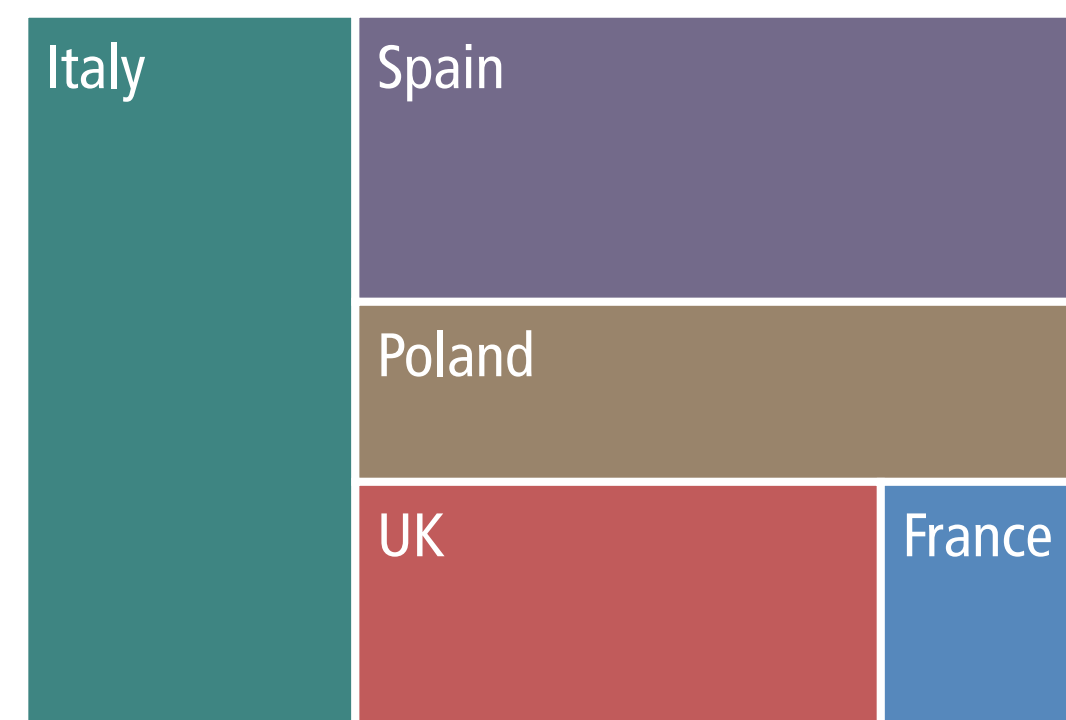
Second Rank




Third Rank




Fourth Rank



Fifth Rank



Sixth Rank



Number of respondents: 29. Size of rectangles corresponds with respondents' respective rankings. Countries with equal values are sorted from A-Z.

# Big Six Overall EU Policy Ranking by Estonia


Q5

“Based on your view or experience, please rank the six large EU member states according to their overall influence on EU policy over the past five years. (first rank being the most influential)”

EU Big Six Founding Six	Affluent Seven Southern Seven Visegrád Four
Austria	Italy
Belgium	Latvia
Bulgaria	Lithuania
Croatia	Luxembourg
Cyprus	Malta
Czech Rep.	Netherlands
Denmark	Poland
<b>Estonia</b>	Portugal
Finland	Romania
France	Slovakia
Germany	Slovenia
Greece	Spain
Hungary	Sweden
Ireland	UK

- Influence Overview
- Big Six Overall EU Policy**
- Big Six Fiscal Policy
- Big Six Foreign and Security Policy
- Affluent Seven
- Other Countries

## First Rank




## Second Rank




## Third Rank




## Fourth Rank



## Fifth Rank



## Sixth Rank



Number of respondents: 2. Size of rectangles corresponds with respondents' respective rankings. Countries with equal values are sorted from A-Z.

# Big Six Overall EU Policy Ranking by Finland


Q5

“Based on your view or experience, please rank the six large EU member states according to their overall influence on EU policy over the past five years. (first rank being the most influential)”

EU Big Six Founding Six	Affluent Seven Southern Seven Visegrád Four
Austria	Italy
Belgium	Latvia
Bulgaria	Lithuania
Croatia	Luxembourg
Cyprus	Malta
Czech Rep.	Netherlands
Denmark	Poland
Estonia	Portugal
<b>Finland</b>	Romania
France	Slovakia
Germany	Slovenia
Greece	Spain
Hungary	Sweden
Ireland	UK

- Influence Overview
- Big Six Overall EU Policy**
- Big Six Fiscal Policy
- Big Six Foreign and Security Policy
- Affluent Seven
- Other Countries

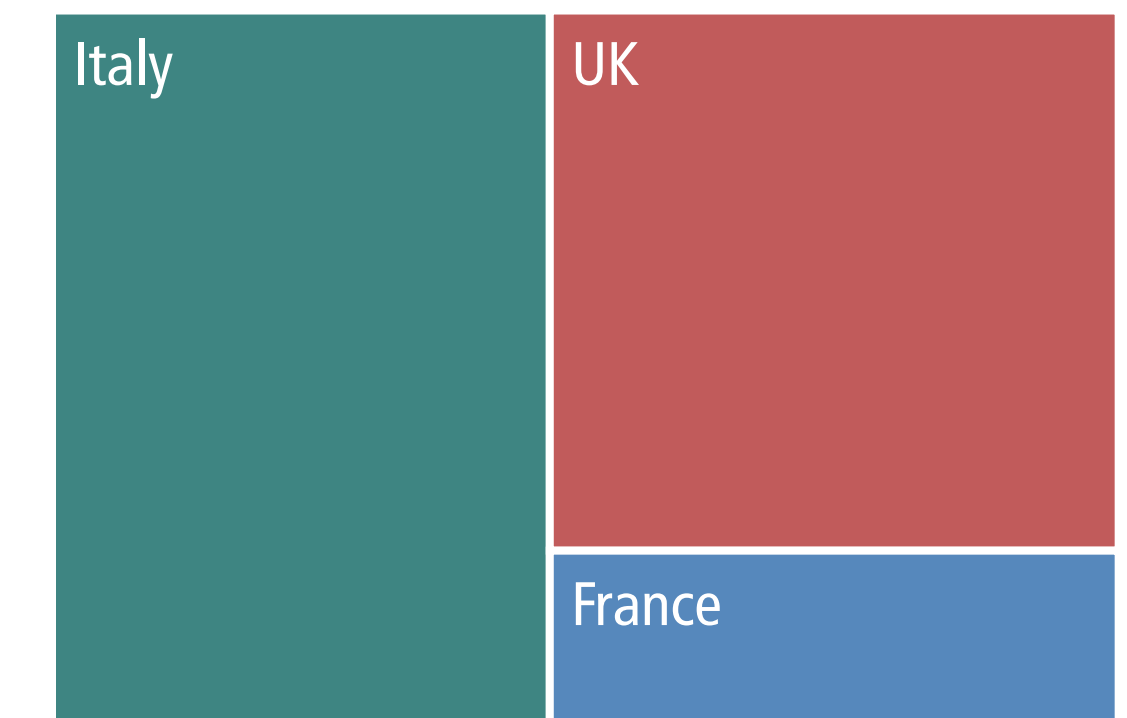
First Rank




Second Rank




Third Rank




Fourth Rank



Fifth Rank



Sixth Rank



Number of respondents: 15. Size of rectangles corresponds with respondents' respective rankings. Countries with equal values are sorted from A-Z.

# Big Six Overall EU Policy Ranking by France


Q5

“Based on your view or experience, please rank the six large EU member states according to their overall influence on EU policy over the past five years. (first rank being the most influential)”

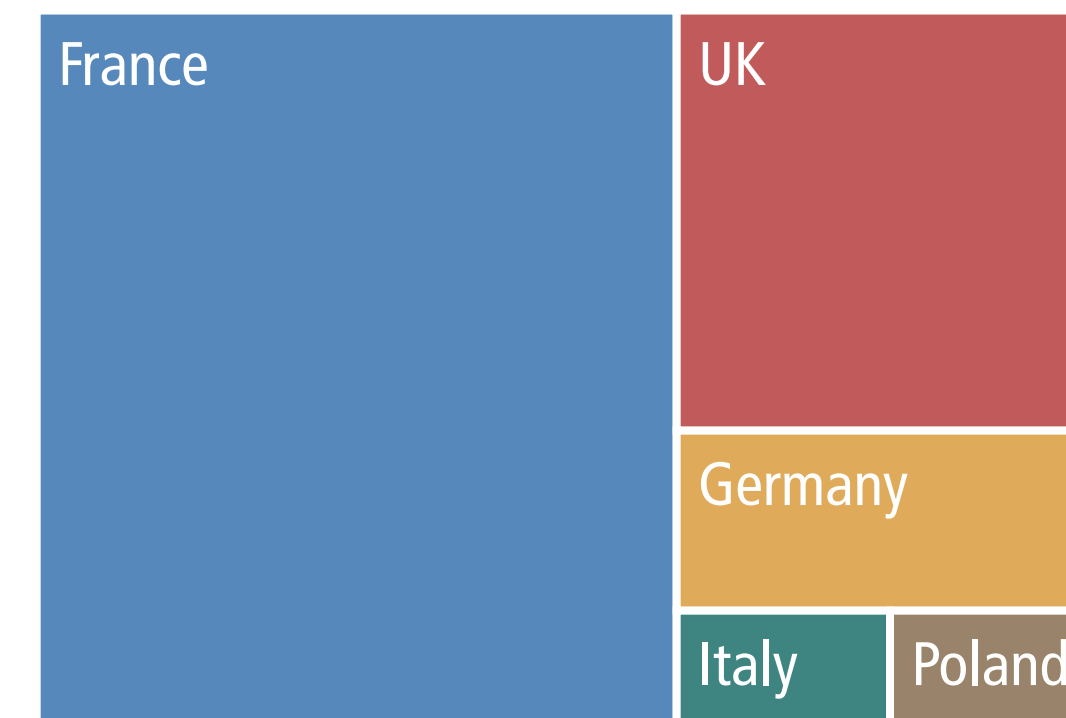
EU Big Six Founding Six	Affluent Seven Southern Seven Visegrád Four
Austria	Italy
Belgium	Latvia
Bulgaria	Lithuania
Croatia	Luxembourg
Cyprus	Malta
Czech Rep.	Netherlands
Denmark	Poland
Estonia	Portugal
Finland	Romania
<b>France</b>	Slovakia
Germany	Slovenia
Greece	Spain
Hungary	Sweden
Ireland	UK

- Influence Overview
- Big Six Overall EU Policy**
- Big Six Fiscal Policy
- Big Six Foreign and Security Policy
- Affluent Seven
- Other Countries

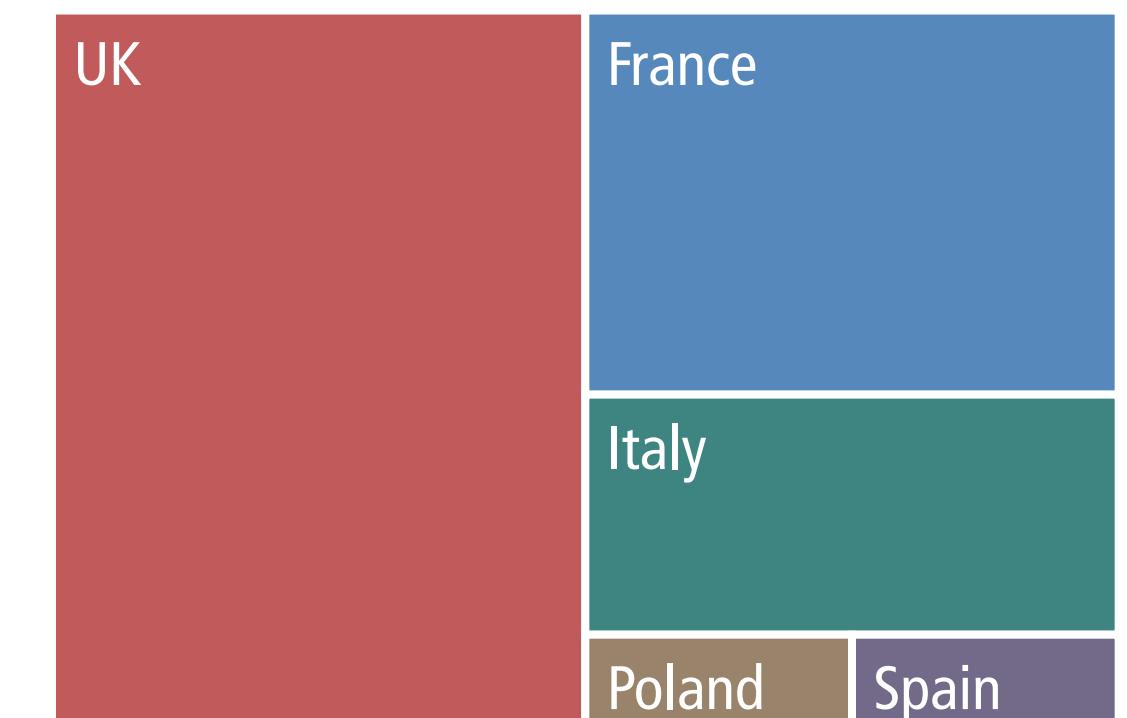
First Rank




Second Rank



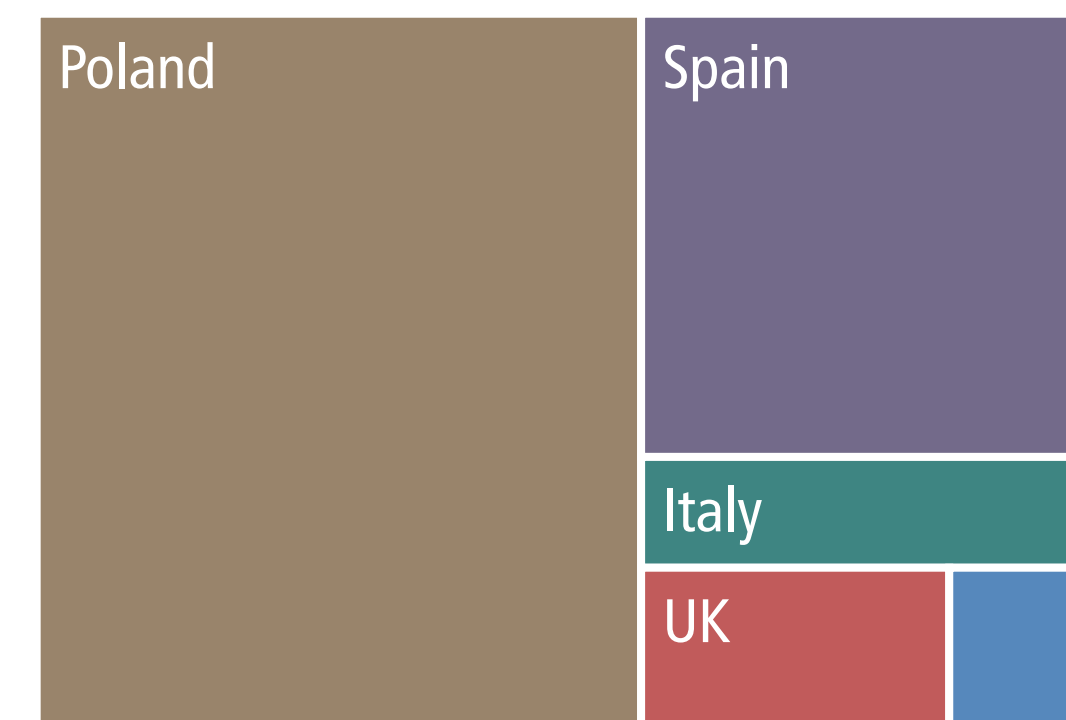
Third Rank




Fourth Rank



Fifth Rank



Sixth Rank



Number of respondents: 30. Size of rectangles corresponds with respondents' respective rankings. Countries with equal values are sorted from A-Z.

# Big Six Overall EU Policy Ranking by Germany


Q5

“Based on your view or experience, please rank the six large EU member states according to their overall influence on EU policy over the past five years. (first rank being the most influential)”

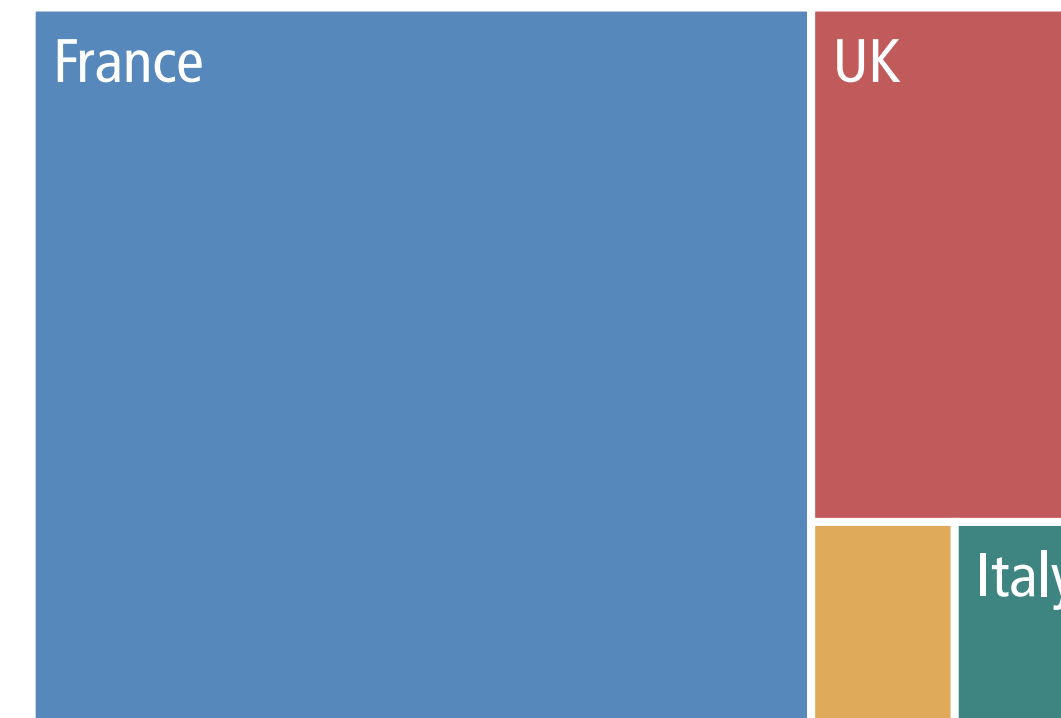
EU Big Six Founding Six	Affluent Seven Southern Seven Visegrád Four
Austria	Italy
Belgium	Latvia
Bulgaria	Lithuania
Croatia	Luxembourg
Cyprus	Malta
Czech Rep.	Netherlands
Denmark	Poland
Estonia	Portugal
Finland	Romania
France	Slovakia
<b>Germany</b>	Slovenia
Greece	Spain
Hungary	Sweden
Ireland	UK

- Influence Overview
- Big Six Overall EU Policy**
- Big Six Fiscal Policy
- Big Six Foreign and Security Policy
- Affluent Seven
- Other Countries


First Rank




Second Rank



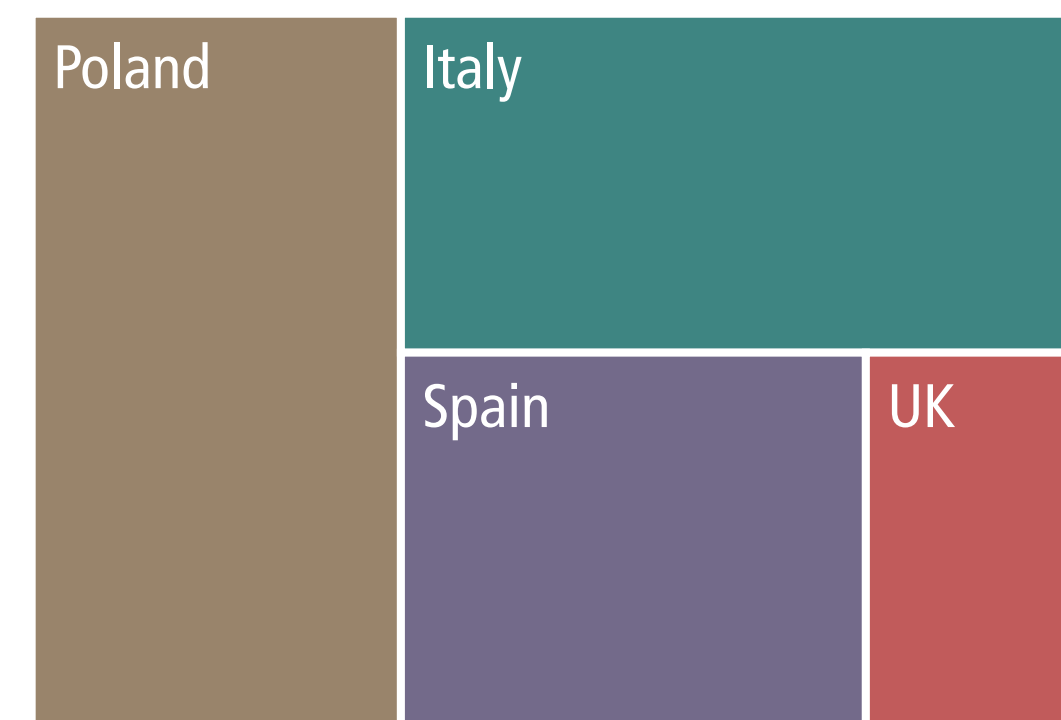
Third Rank



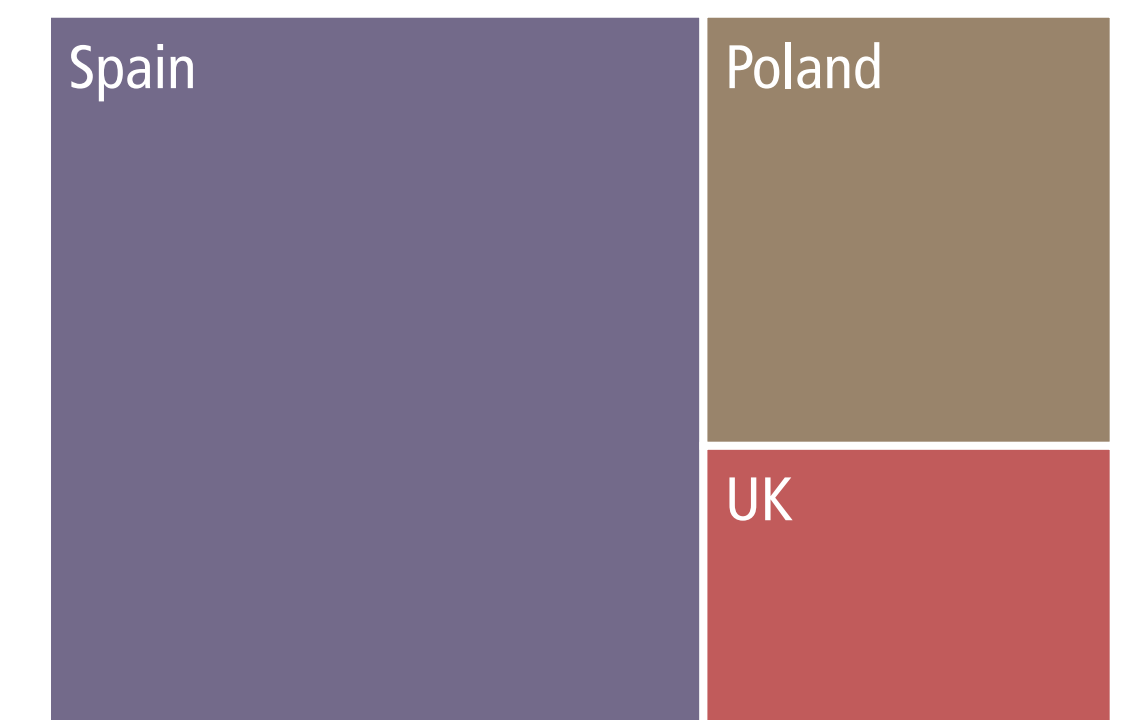
Fourth Rank



Fifth Rank



Sixth Rank



Number of respondents: 26. Size of rectangles corresponds with respondents' respective rankings. Countries with equal values are sorted from A-Z.



# Big Six Overall EU Policy Ranking by Greece


Q5

“Based on your view or experience, please rank the six large EU member states according to their overall influence on EU policy over the past five years. (first rank being the most influential)”

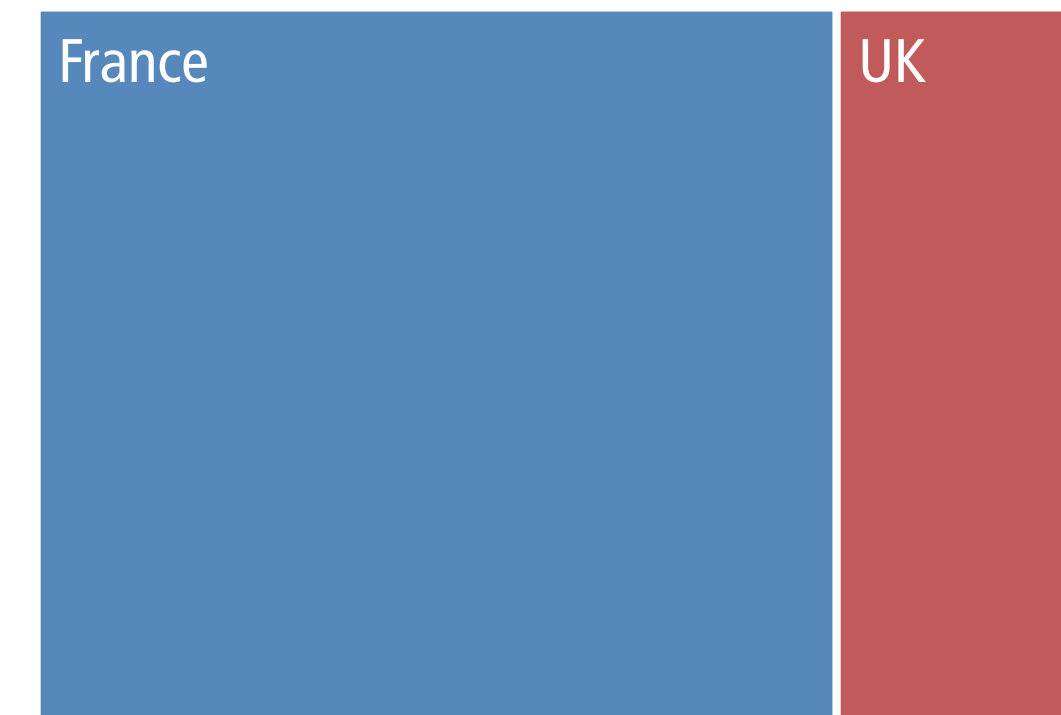
EU Big Six Founding Six	Affluent Seven Southern Seven Visegrád Four
Austria	Italy
Belgium	Latvia
Bulgaria	Lithuania
Croatia	Luxembourg
Cyprus	Malta
Czech Rep.	Netherlands
Denmark	Poland
Estonia	Portugal
Finland	Romania
France	Slovakia
Germany	Slovenia
<b>Greece</b>	Spain
Hungary	Sweden
Ireland	UK

- Influence Overview
- Big Six Overall EU Policy**
- Big Six Fiscal Policy
- Big Six Foreign and Security Policy
- Affluent Seven
- Other Countries

## First Rank




## Second Rank



## Third Rank




## Fourth Rank



## Fifth Rank



## Sixth Rank



Number of respondents: 4. Size of rectangles corresponds with respondents' respective rankings. Countries with equal values are sorted from A-Z.

# Big Six Overall EU Policy Ranking by Hungary


Q5

“Based on your view or experience, please rank the six large EU member states according to their overall influence on EU policy over the past five years. (first rank being the most influential)”

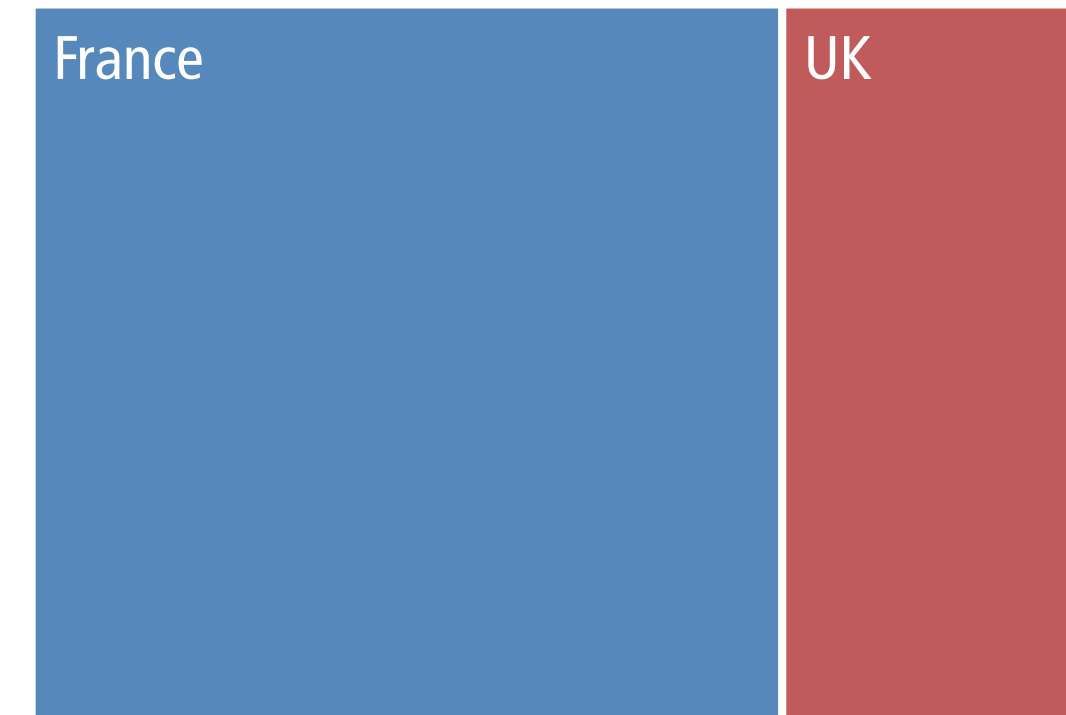
EU Big Six Founding Six	Affluent Seven Southern Seven Visegrád Four
Austria	Italy
Belgium	Latvia
Bulgaria	Lithuania
Croatia	Luxembourg
Cyprus	Malta
Czech Rep.	Netherlands
Denmark	Poland
Estonia	Portugal
Finland	Romania
France	Slovakia
Germany	Slovenia
Greece	Spain
<b>Hungary</b>	Sweden
Ireland	UK

- Influence Overview
- Big Six Overall EU Policy**
- Big Six Fiscal Policy
- Big Six Foreign and Security Policy
- Affluent Seven
- Other Countries

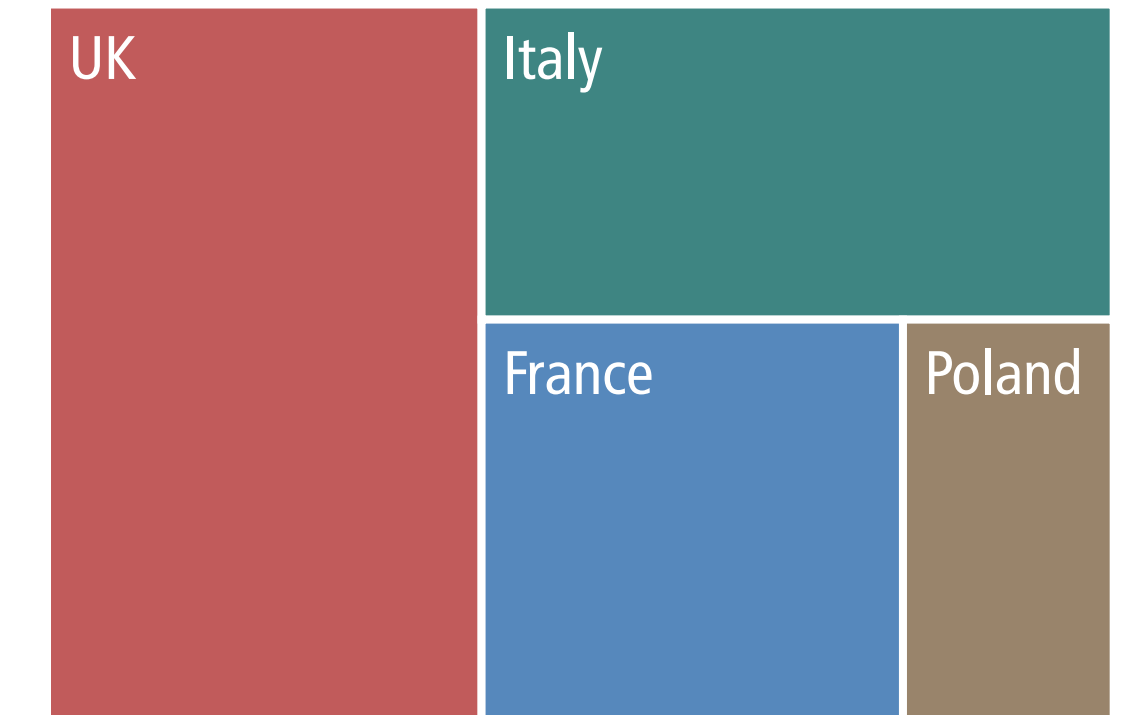
First Rank




Second Rank




Third Rank



Fourth Rank



Fifth Rank



Sixth Rank



Number of respondents: 27. Size of rectangles corresponds with respondents' respective rankings. Countries with equal values are sorted from A-Z.

# Big Six Overall EU Policy Ranking by Ireland


Q5

“Based on your view or experience, please rank the six large EU member states according to their overall influence on EU policy over the past five years. (first rank being the most influential)”

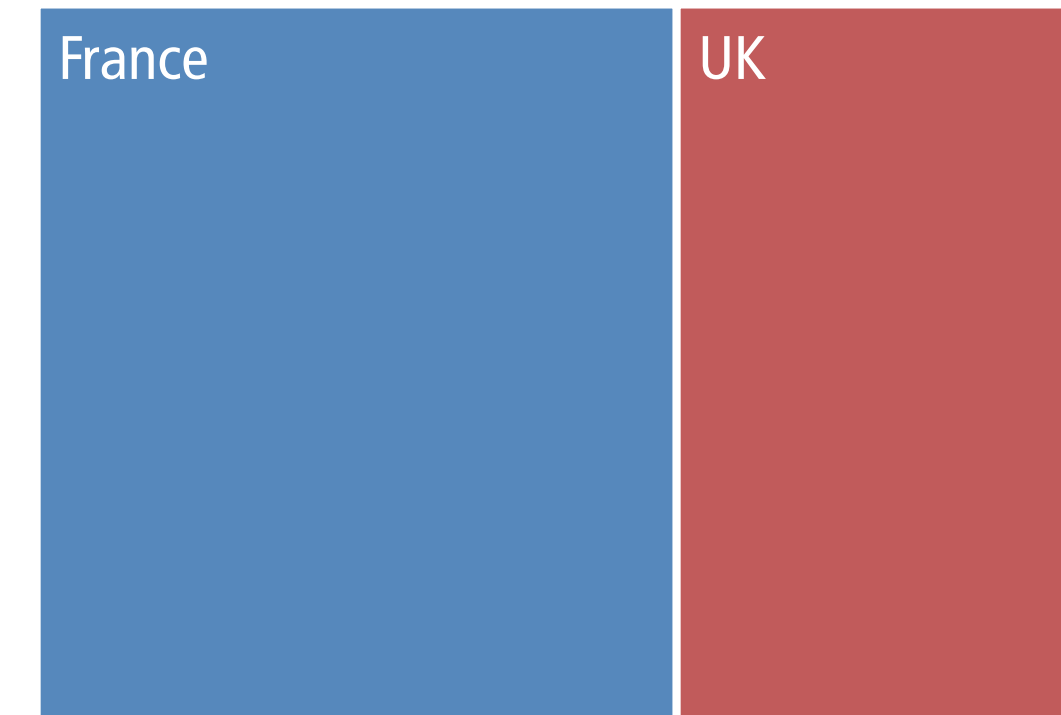
EU Big Six Founding Six	Affluent Seven Southern Seven Visegrád Four
Austria	Italy
Belgium	Latvia
Bulgaria	Lithuania
Croatia	Luxembourg
Cyprus	Malta
Czech Rep.	Netherlands
Denmark	Poland
Estonia	Portugal
Finland	Romania
France	Slovakia
Germany	Slovenia
Greece	Spain
Hungary	Sweden
<b>Ireland</b>	UK

- Influence Overview
- Big Six Overall EU Policy**
- Big Six Fiscal Policy
- Big Six Foreign and Security Policy
- Affluent Seven
- Other Countries

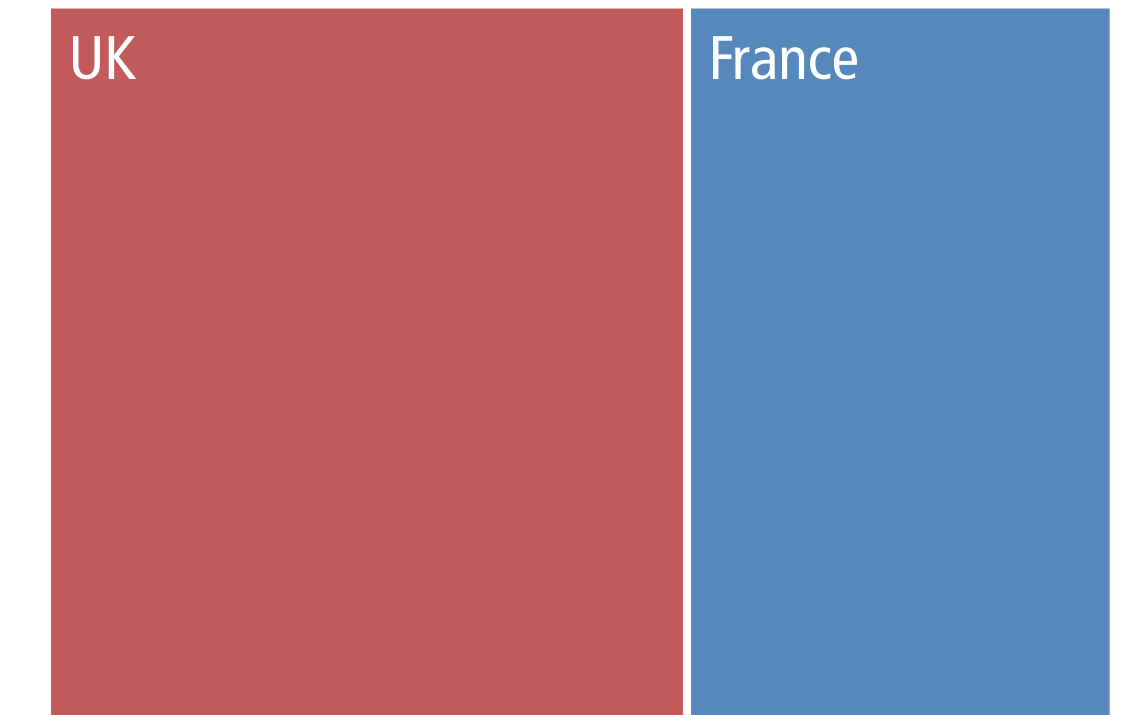
## First Rank




## Second Rank



## Third Rank




## Fourth Rank



## Fifth Rank



## Sixth Rank



Number of respondents: 5. Size of rectangles corresponds with respondents' respective rankings. Countries with equal values are sorted from A-Z.

# Big Six Overall EU Policy Ranking by Italy

Q5

“Based on your view or experience, please rank the six large EU member states according to their overall influence on EU policy over the past five years. (first rank being the most influential)”

EU Big Six Founding Six	Affluent Seven Southern Seven Visegrád Four
Austria	<b>Italy</b>
Belgium	Latvia
Bulgaria	Lithuania
Croatia	Luxembourg
Cyprus	Malta
Czech Rep.	Netherlands
Denmark	Poland
Estonia	Portugal
Finland	Romania
France	Slovakia
Germany	Slovenia
Greece	Spain
Hungary	Sweden
Ireland	UK

Influence Overview

**Big Six Overall EU Policy**


Big Six Fiscal Policy

Big Six Foreign and Security Policy

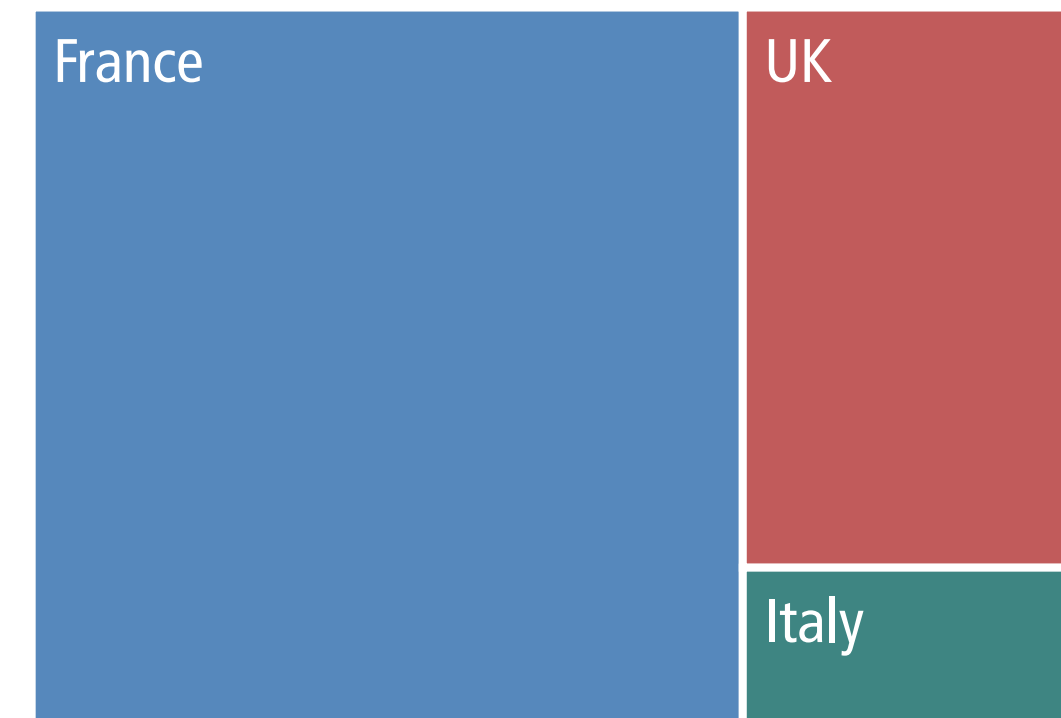
Affluent Seven

Other Countries

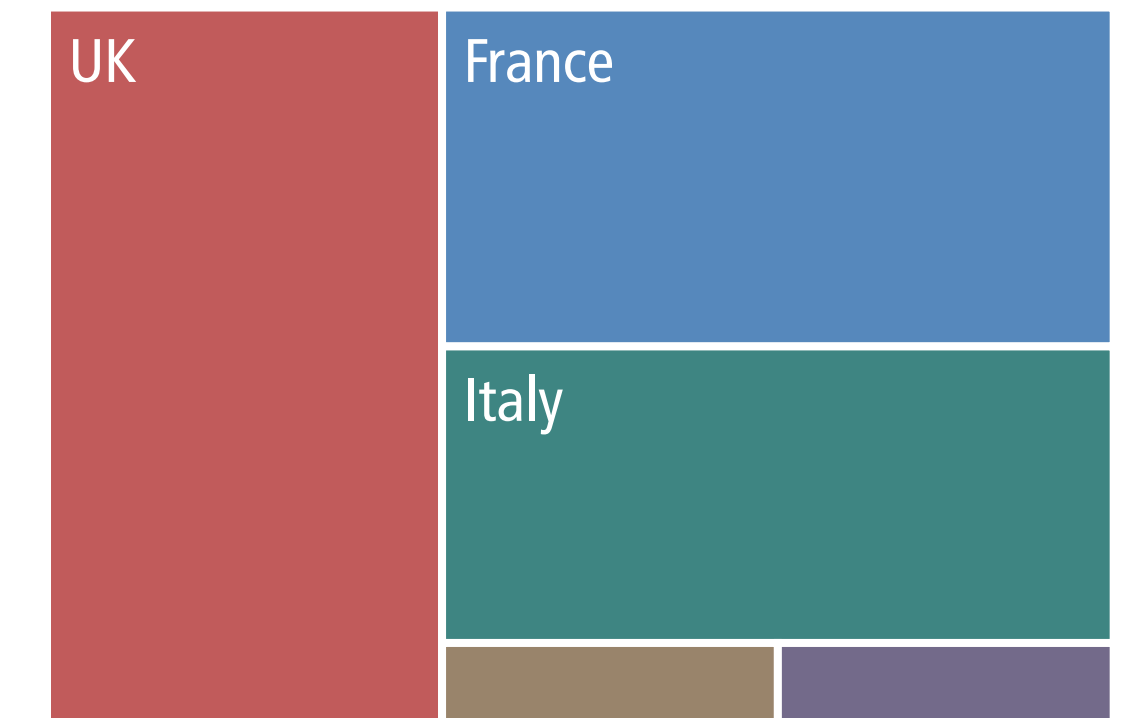
First Rank



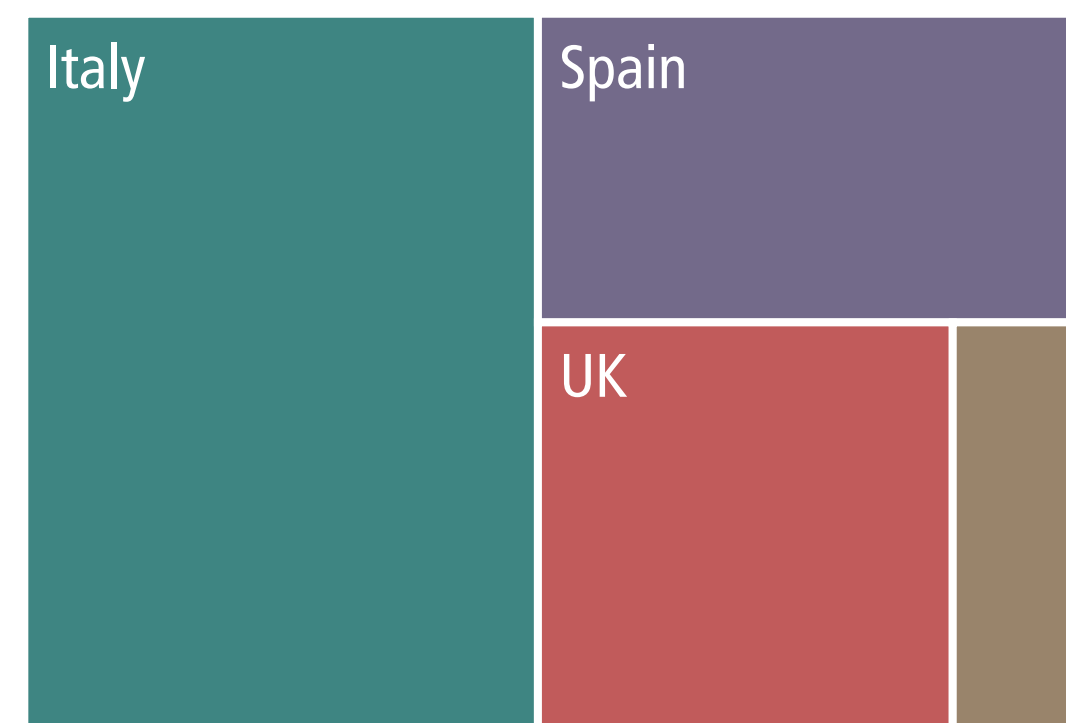
Second Rank



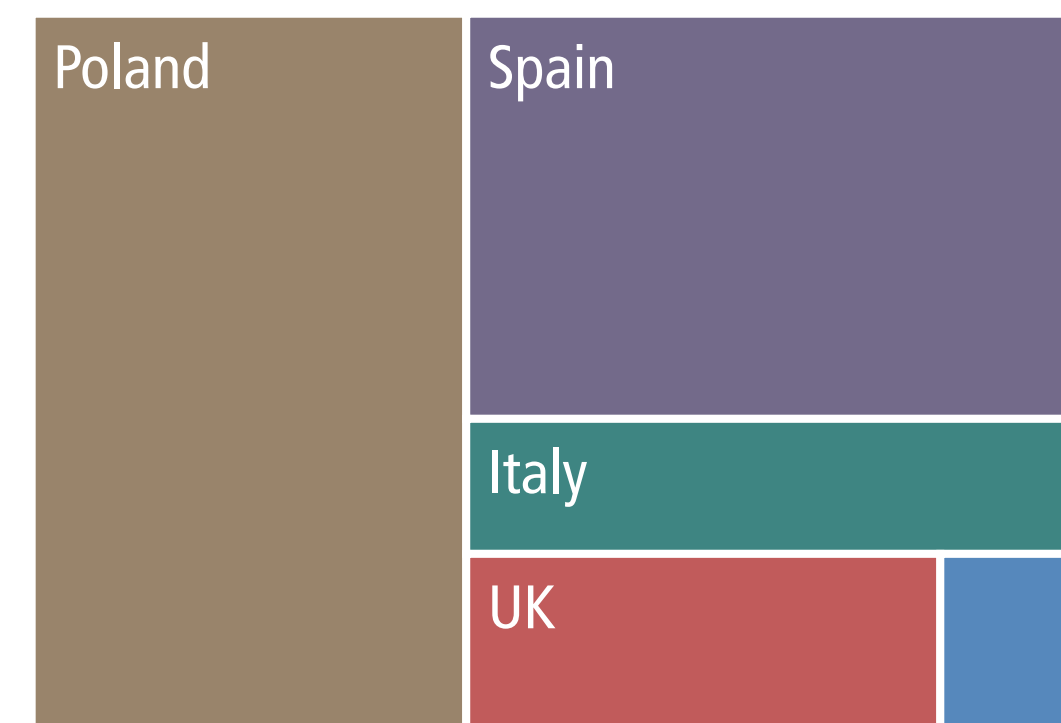
Third Rank




Fourth Rank



Fifth Rank



Sixth Rank



Number of respondents: 27. Size of rectangles corresponds with respondents' respective rankings. Countries with equal values are sorted from A-Z.

# Big Six Overall EU Policy Ranking by Latvia


Q5

“Based on your view or experience, please rank the six large EU member states according to their overall influence on EU policy over the past five years. (first rank being the most influential)”

EU Big Six Founding Six	Affluent Seven Southern Seven Visegrád Four
Austria	Italy
Belgium	Latvia
Bulgaria	Lithuania
Croatia	Luxembourg
Cyprus	Malta
Czech Rep.	Netherlands
Denmark	Poland
Estonia	Portugal
Finland	Romania
France	Slovakia
Germany	Slovenia
Greece	Spain
Hungary	Sweden
Ireland	UK

- Influence Overview
- Big Six Overall EU Policy**
- Big Six Fiscal Policy
- Big Six Foreign and Security Policy
- Affluent Seven
- Other Countries

## First Rank




## Second Rank



## Third Rank




## Fourth Rank



## Fifth Rank



## Sixth Rank



Number of respondents: 4. Size of rectangles corresponds with respondents' respective rankings. Countries with equal values are sorted from A-Z.

# Big Six Overall EU Policy Ranking by Lithuania


Q5

“Based on your view or experience, please rank the six large EU member states according to their overall influence on EU policy over the past five years. (first rank being the most influential)”

EU Big Six Founding Six	Affluent Seven Southern Seven Visegrád Four
Austria	Italy
Belgium	Latvia
Bulgaria	<b>Lithuania</b>
Croatia	Luxembourg
Cyprus	Malta
Czech Rep.	Netherlands
Denmark	Poland
Estonia	Portugal
Finland	Romania
France	Slovakia
Germany	Slovenia
Greece	Spain
Hungary	Sweden
Ireland	UK

- Influence Overview
- Big Six Overall EU Policy**
- Big Six Fiscal Policy
- Big Six Foreign and Security Policy
- Affluent Seven
- Other Countries

First Rank




Second Rank




Third Rank




Fourth Rank



Fifth Rank



Sixth Rank



Number of respondents: 7. Size of rectangles corresponds with respondents' respective rankings. Countries with equal values are sorted from A-Z.

# Big Six Overall EU Policy Ranking by Luxembourg


Q5

“Based on your view or experience, please rank the six large EU member states according to their overall influence on EU policy over the past five years. (first rank being the most influential)”

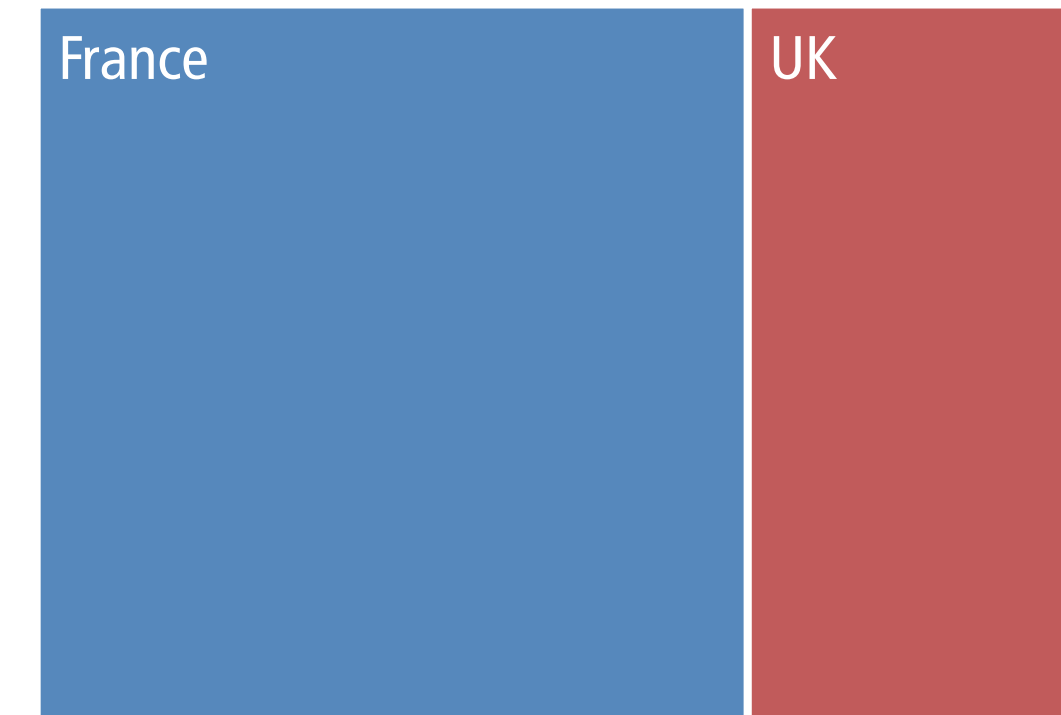
EU Big Six Founding Six	Affluent Seven Southern Seven Visegrád Four
Austria	Italy
Belgium	Latvia
Bulgaria	Lithuania
Croatia	<b>Luxembourg</b>
Cyprus	Malta
Czech Rep.	Netherlands
Denmark	Poland
Estonia	Portugal
Finland	Romania
France	Slovakia
Germany	Slovenia
Greece	Spain
Hungary	Sweden
Ireland	UK

- Influence Overview
- Big Six Overall EU Policy**
- Big Six Fiscal Policy
- Big Six Foreign and Security Policy
- Affluent Seven
- Other Countries

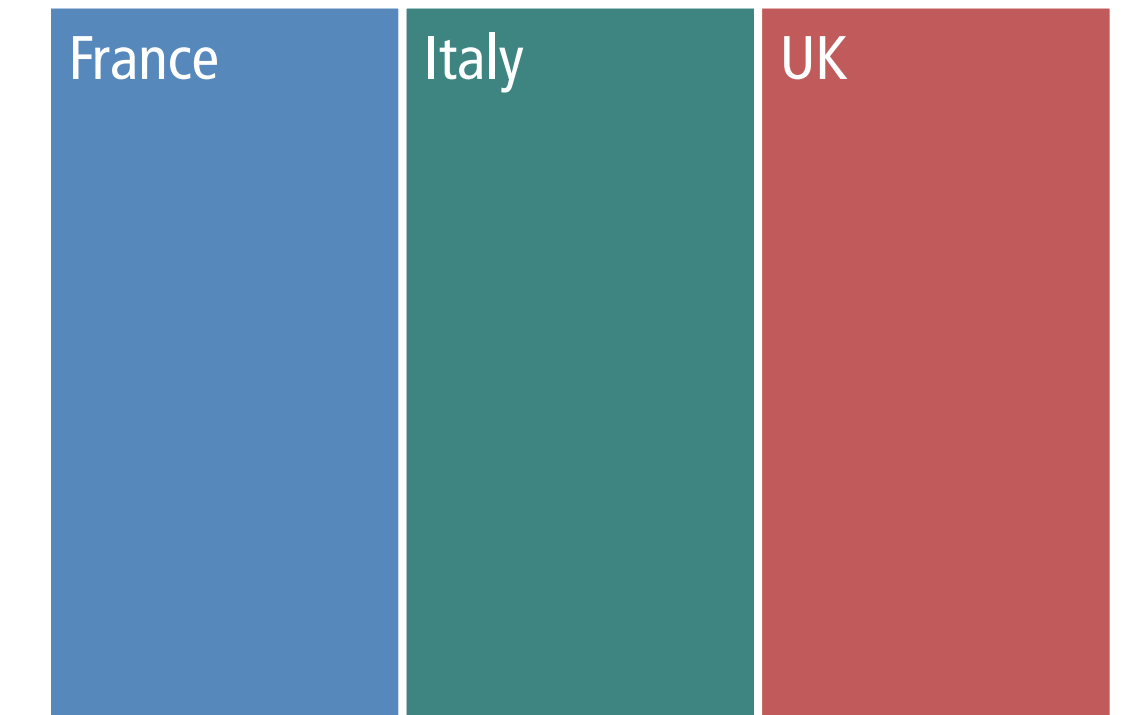
## First Rank




## Second Rank




## Third Rank



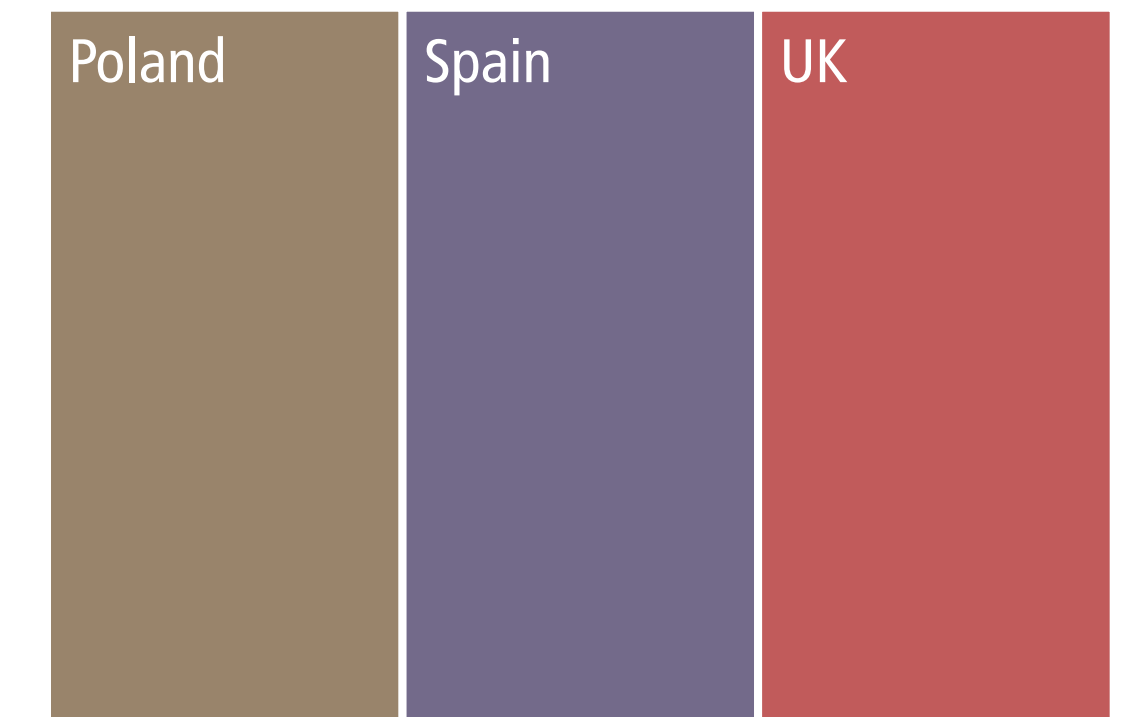
## Fourth Rank



## Fifth Rank



## Sixth Rank



Number of respondents: 3. Size of rectangles corresponds with respondents' respective rankings. Countries with equal values are sorted from A-Z.

# Big Six Overall EU Policy Ranking by Malta

Q5

“Based on your view or experience, please rank the six large EU member states according to their overall influence on EU policy over the past five years. (first rank being the most influential)”

EU Big Six Founding Six	Affluent Seven Southern Seven Visegrád Four
Austria	Italy
Belgium	Latvia
Bulgaria	Lithuania
Croatia	Luxembourg
Cyprus	<b>Malta</b>
Czech Rep.	Netherlands
Denmark	Poland
Estonia	Portugal
Finland	Romania
France	Slovakia
Germany	Slovenia
Greece	Spain
Hungary	Sweden
Ireland	UK

Influence Overview

**Big Six Overall EU Policy**


Big Six Fiscal Policy

Big Six Foreign and Security Policy

Affluent Seven

Other Countries


First Rank



Second Rank




Third Rank




Fourth Rank



Fifth Rank



Sixth Rank



Number of respondents: 2. Size of rectangles corresponds with respondents' respective rankings. Countries with equal values are sorted from A-Z.



Malta



Design

Findings

Chapters

Preferences

**Influence**

Partners

Policies

[ecfr.eu/eucoalitionexplorer](https://ecfr.eu/eucoalitionexplorer)



# Big Six Overall EU Policy Ranking by Netherlands


Q5

“Based on your view or experience, please rank the six large EU member states according to their overall influence on EU policy over the past five years. (first rank being the most influential)”

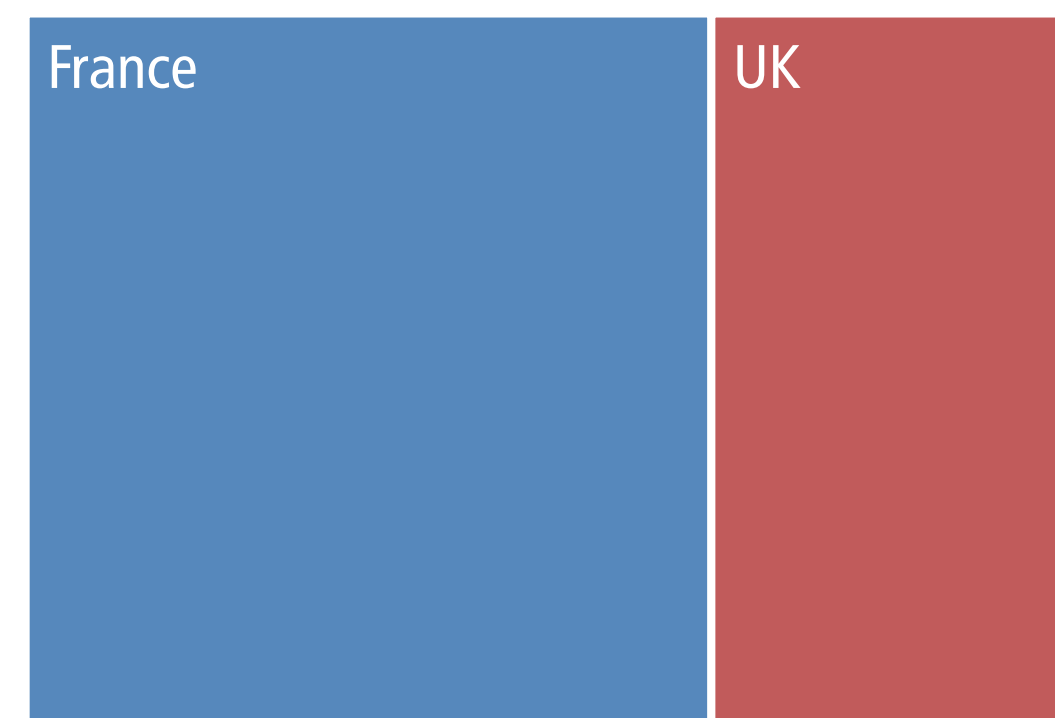
EU Big Six Founding Six	Affluent Seven Southern Seven Visegrád Four
Austria	Italy
Belgium	Latvia
Bulgaria	Lithuania
Croatia	Luxembourg
Cyprus	Malta
Czech Rep.	<b>Netherlands</b>
Denmark	Poland
Estonia	Portugal
Finland	Romania
France	Slovakia
Germany	Slovenia
Greece	Spain
Hungary	Sweden
Ireland	UK

- Influence Overview
- Big Six Overall EU Policy**
- Big Six Fiscal Policy
- Big Six Foreign and Security Policy
- Affluent Seven
- Other Countries

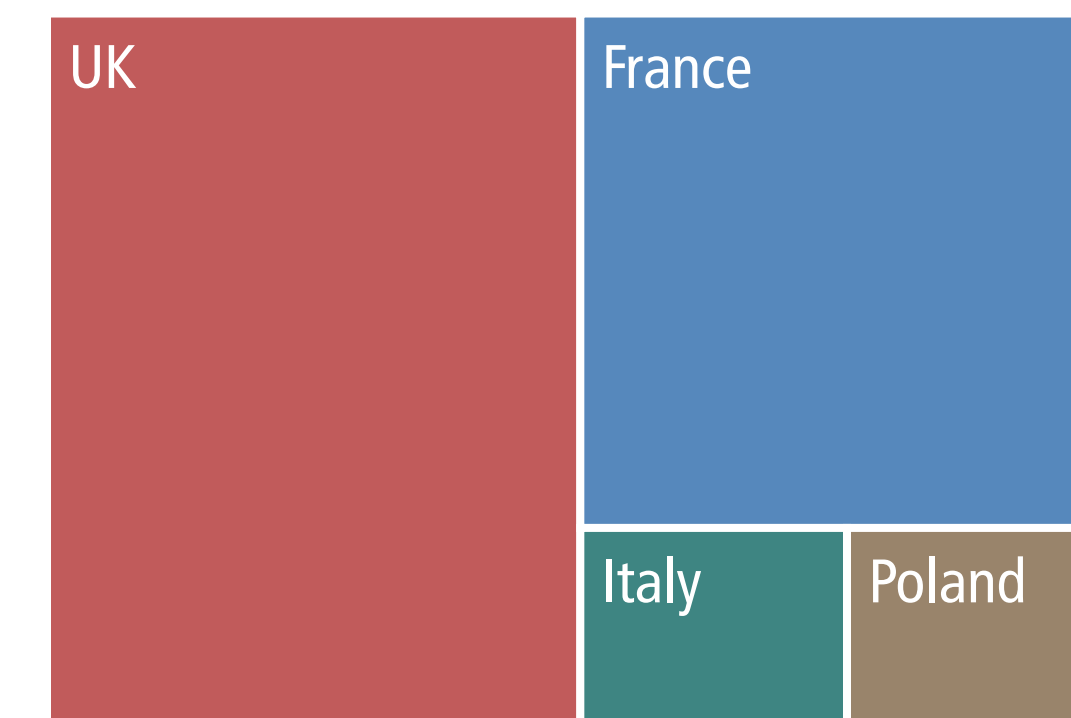
First Rank




Second Rank




Third Rank




Fourth Rank



Fifth Rank



Sixth Rank



Number of respondents: 14. Size of rectangles corresponds with respondents' respective rankings. Countries with equal values are sorted from A-Z.

# Big Six Overall EU Policy Ranking by Poland

Q5

“Based on your view or experience, please rank the six large EU member states according to their overall influence on EU policy over the past five years. (first rank being the most influential)”

EU Big Six Founding Six	Affluent Seven Southern Seven Visegrád Four
Austria	Italy
Belgium	Latvia
Bulgaria	Lithuania
Croatia	Luxembourg
Cyprus	Malta
Czech Rep.	Netherlands
Denmark	<b>Poland</b>
Estonia	Portugal
Finland	Romania
France	Slovakia
Germany	Slovenia
Greece	Spain
Hungary	Sweden
Ireland	UK

Influence Overview

**Big Six Overall EU Policy**


Big Six Fiscal Policy

Big Six Foreign and Security Policy


Affluent Seven

Other Countries

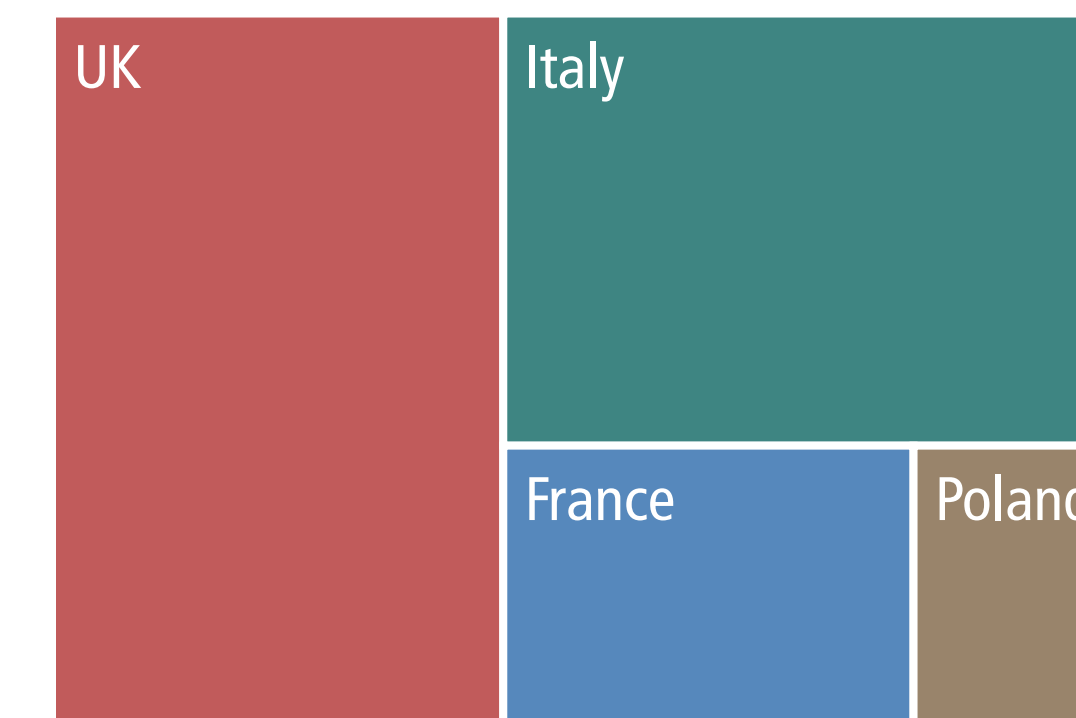
First Rank




Second Rank



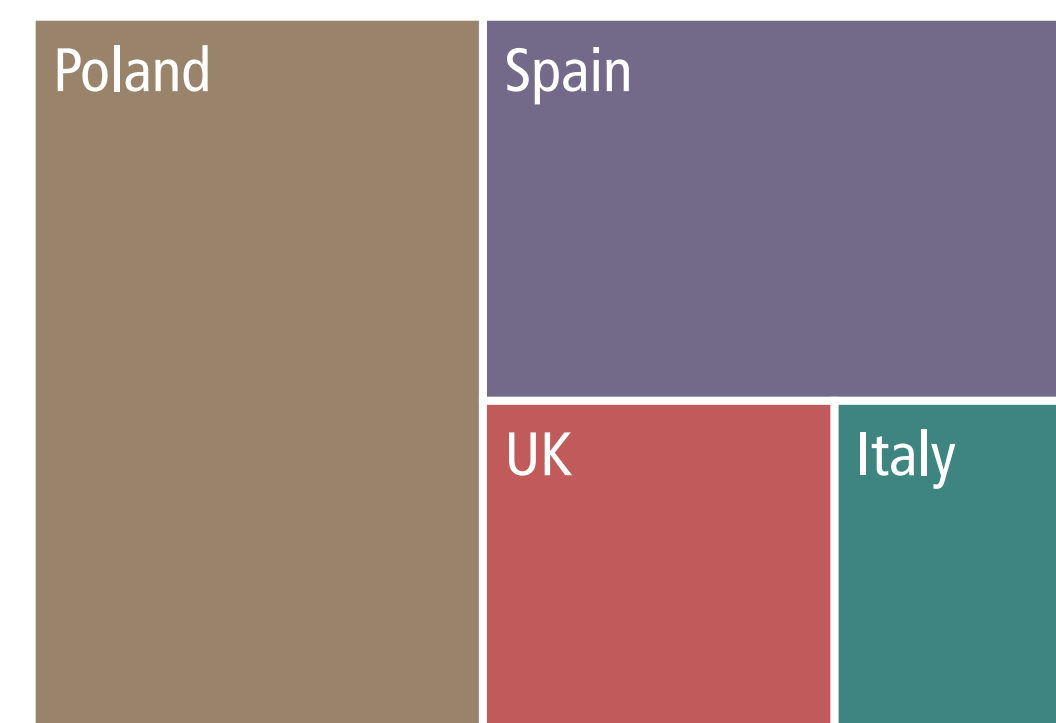
Third Rank




Fourth Rank



Fifth Rank



Sixth Rank



Number of respondents: 26. Size of rectangles corresponds with respondents' respective rankings. Countries with equal values are sorted from A-Z.

# Big Six Overall EU Policy Ranking by Portugal

Q5

“Based on your view or experience, please rank the six large EU member states according to their overall influence on EU policy over the past five years. (first rank being the most influential)”

EU Big Six Founding Six	Affluent Seven Southern Seven Visegrád Four
Austria	Italy
Belgium	Latvia
Bulgaria	Lithuania
Croatia	Luxembourg
Cyprus	Malta
Czech Rep.	Netherlands
Denmark	Poland
Estonia	<b>Portugal</b>
Finland	Romania
France	Slovakia
Germany	Slovenia
Greece	Spain
Hungary	Sweden
Ireland	UK

Influence Overview

**Big Six Overall EU Policy**


Big Six Fiscal Policy

Big Six Foreign and Security Policy

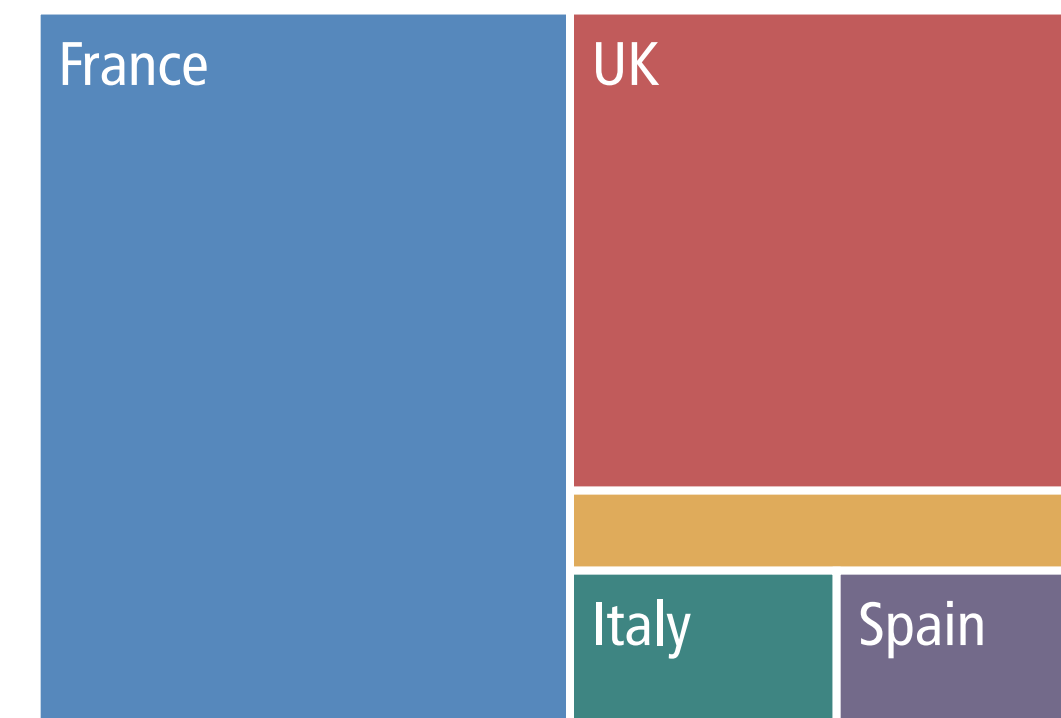
Affluent Seven

Other Countries

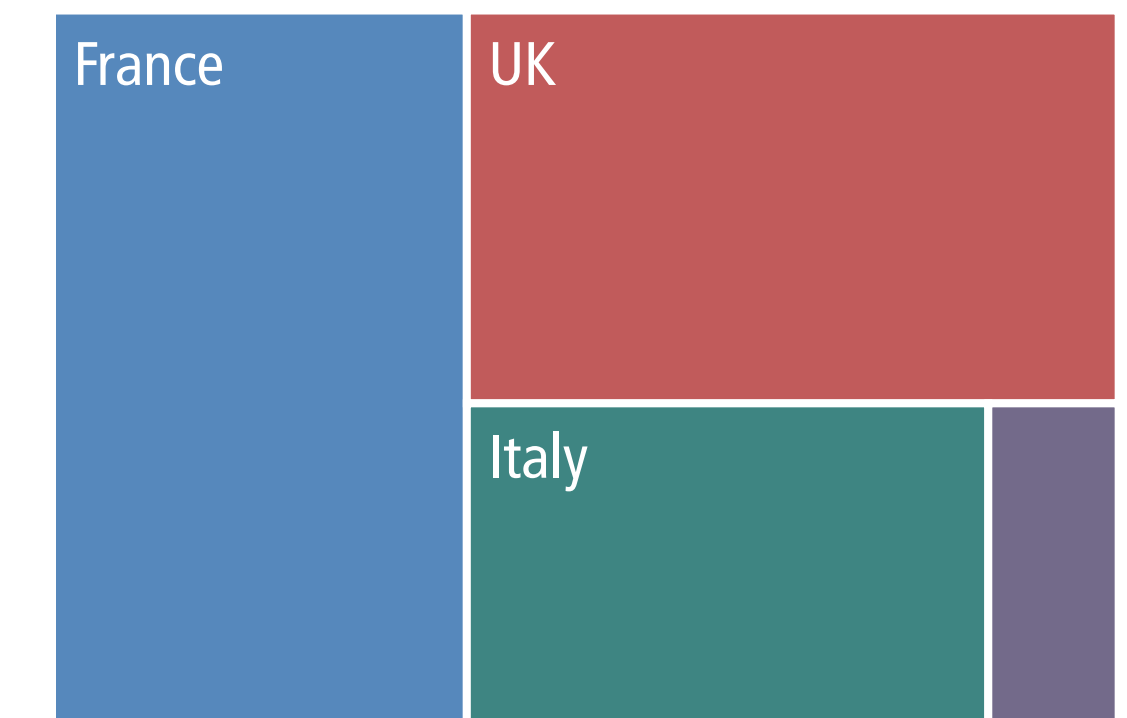
First Rank



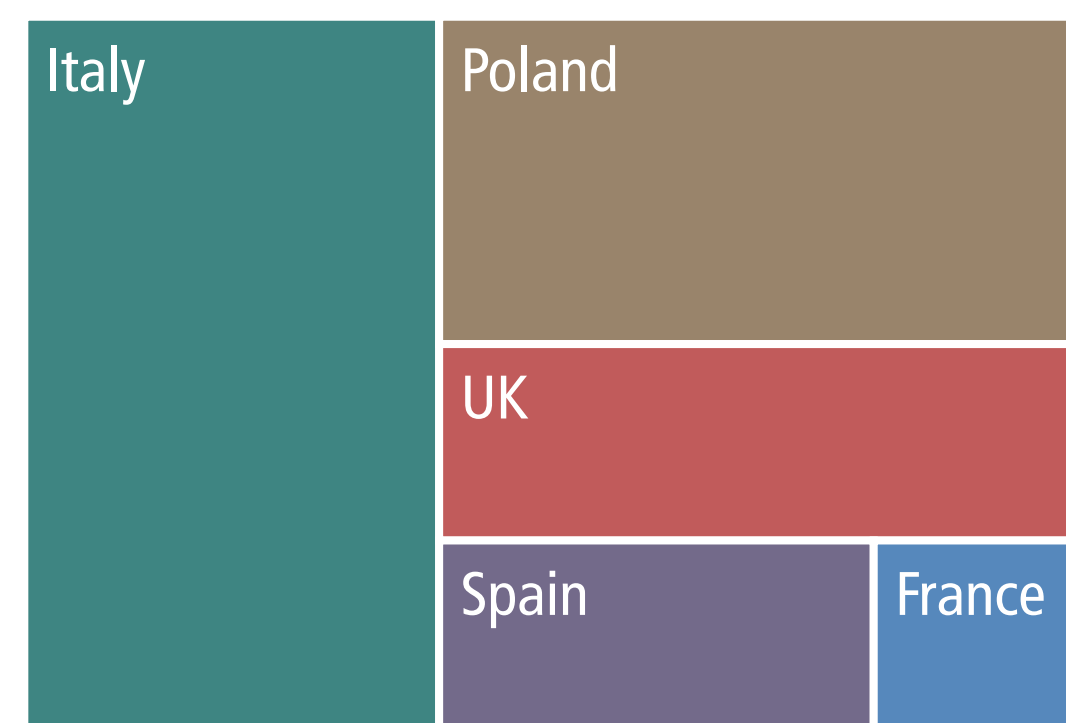
Second Rank




Third Rank



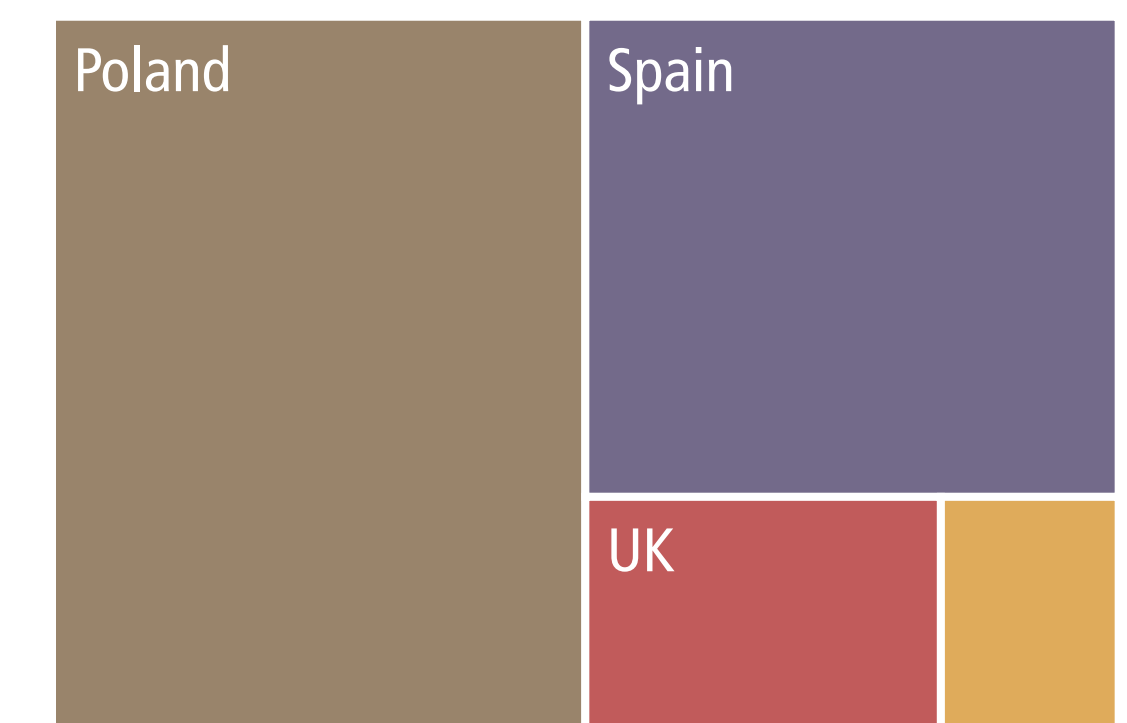
Fourth Rank



Fifth Rank



Sixth Rank



Number of respondents: 18. Size of rectangles corresponds with respondents' respective rankings. Countries with equal values are sorted from A-Z.


# Big Six Overall EU Policy Ranking by Romania

**Q5** “Based on your view or experience, please rank the six large EU member states according to their overall influence on EU policy over the past five years. (first rank being the most influential)”

EU Big Six Founding Six	Affluent Seven Southern Seven Visegrád Four
Austria	Italy
Belgium	Latvia
Bulgaria	Lithuania
Croatia	Luxembourg
Cyprus	Malta
Czech Rep.	Netherlands
Denmark	Poland
Estonia	Portugal
Finland	<b>Romania</b>
France	Slovakia
Germany	Slovenia
Greece	Spain
Hungary	Sweden
Ireland	UK

- Influence Overview
- Big Six Overall EU Policy**
- Big Six Fiscal Policy
- Big Six Foreign and Security Policy
- Affluent Seven
- Other Countries

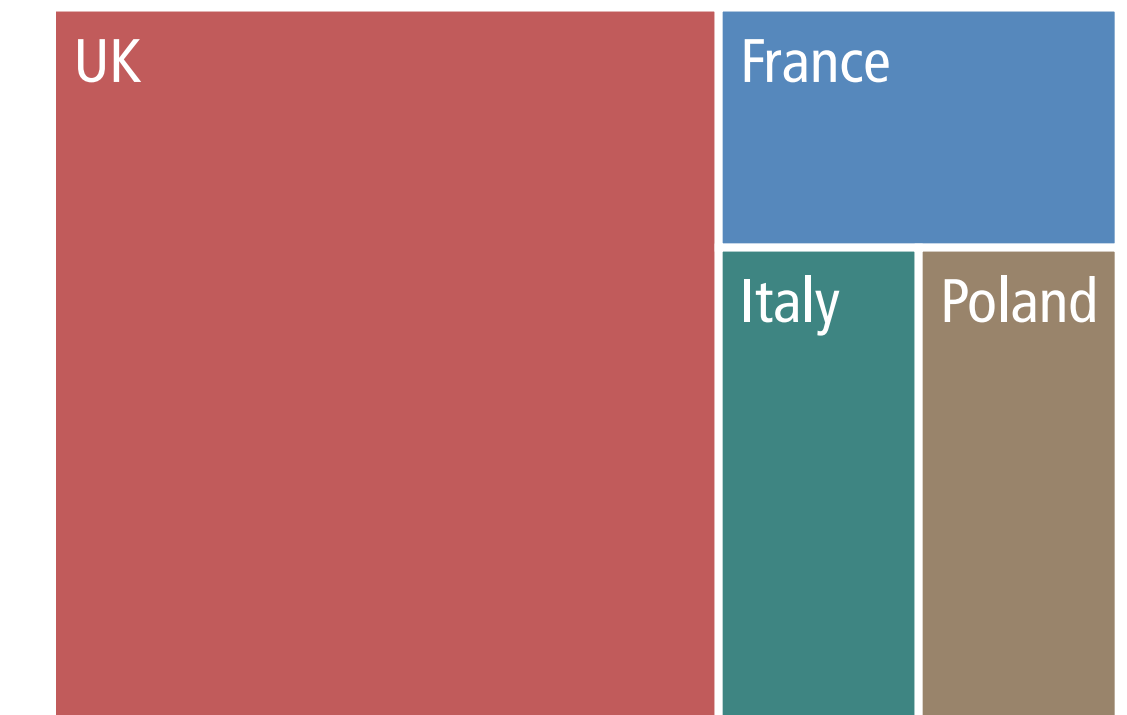
First Rank




Second Rank




Third Rank



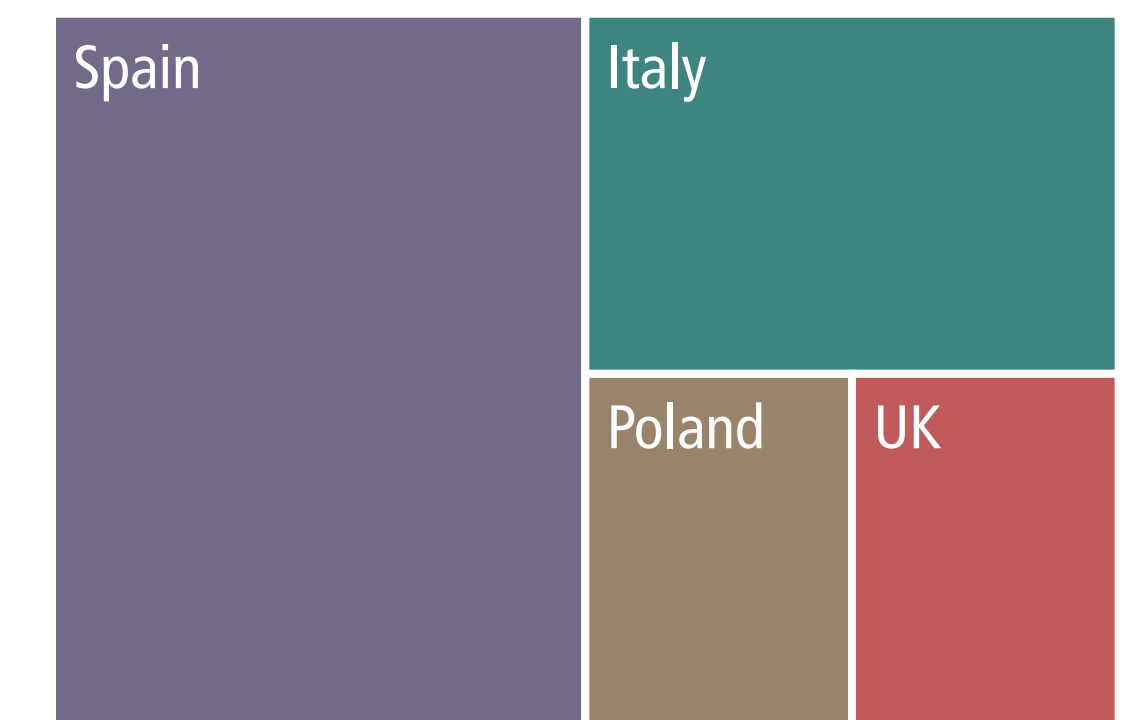
Fourth Rank



Fifth Rank



Sixth Rank



Number of respondents: 8. Size of rectangles corresponds with respondents' respective rankings. Countries with equal values are sorted from A-Z.

# Big Six Overall EU Policy Ranking by Slovakia

Q5

“Based on your view or experience, please rank the six large EU member states according to their overall influence on EU policy over the past five years. (first rank being the most influential)”

EU Big Six Founding Six	Affluent Seven Southern Seven Visegrád Four
Austria	Italy
Belgium	Latvia
Bulgaria	Lithuania
Croatia	Luxembourg
Cyprus	Malta
Czech Rep.	Netherlands
Denmark	Poland
Estonia	Portugal
Finland	Romania
France	<b>Slovakia</b>
Germany	Slovenia
Greece	Spain
Hungary	Sweden
Ireland	UK

Influence Overview

**Big Six Overall EU Policy**


Big Six Fiscal Policy

Big Six Foreign and Security Policy


Affluent Seven

Other Countries

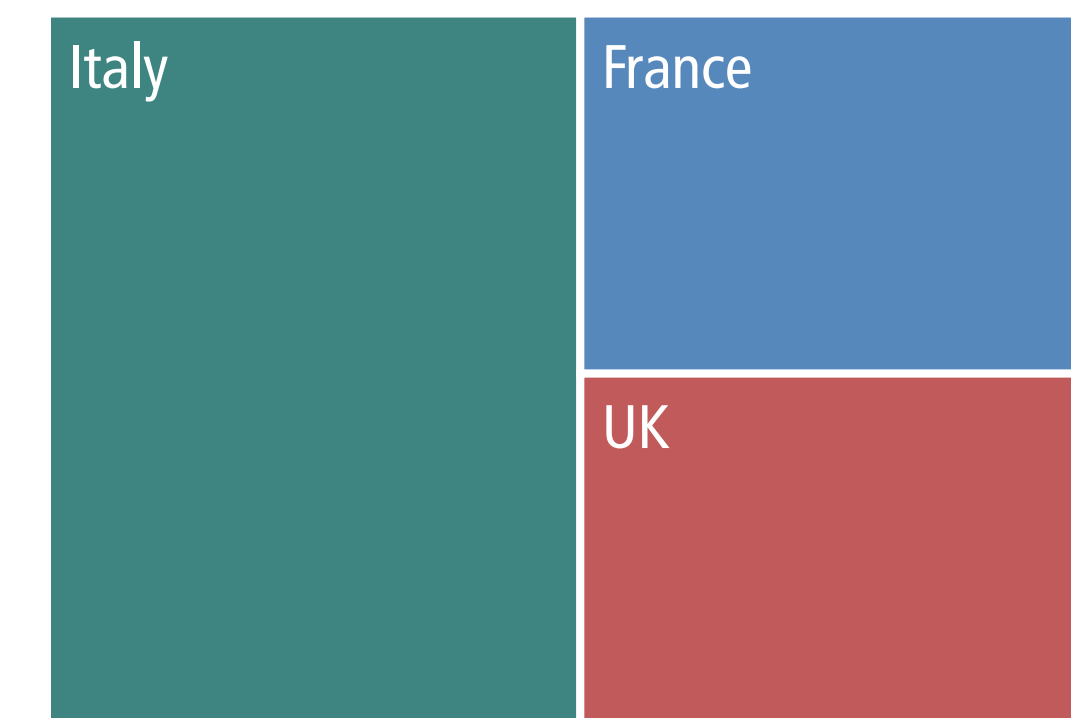
First Rank



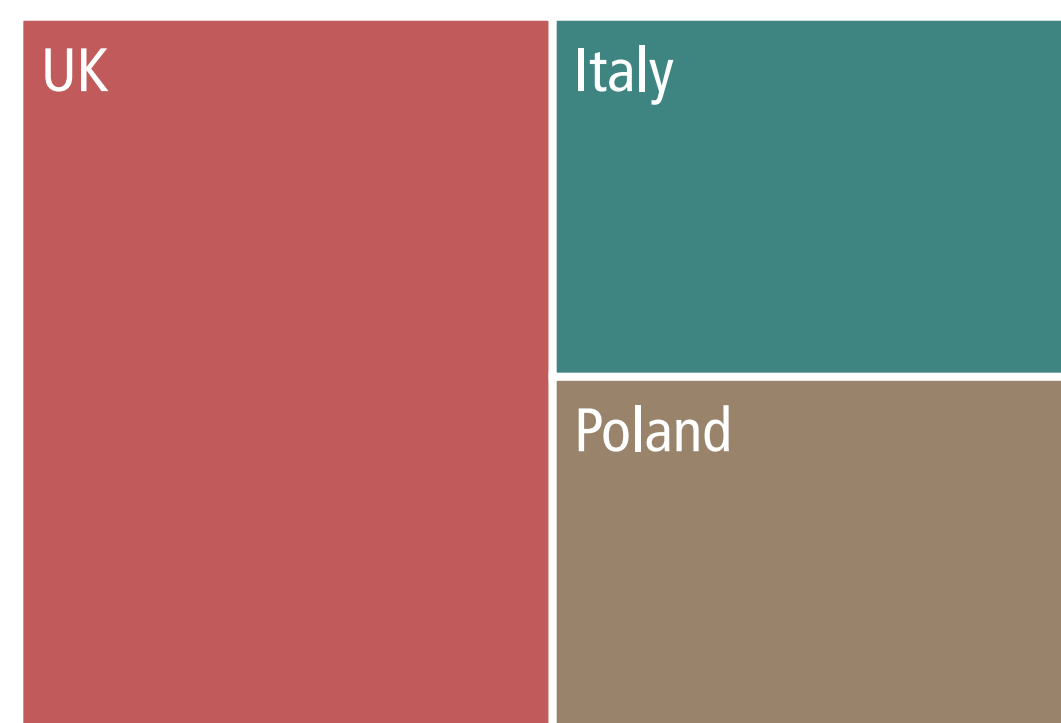
Second Rank




Third Rank



Fourth Rank



Fifth Rank



Sixth Rank



Number of respondents: 4. Size of rectangles corresponds with respondents' respective rankings. Countries with equal values are sorted from A-Z.

# Big Six Overall EU Policy Ranking by Slovenia


Q5

“Based on your view or experience, please rank the six large EU member states according to their overall influence on EU policy over the past five years. (first rank being the most influential)”

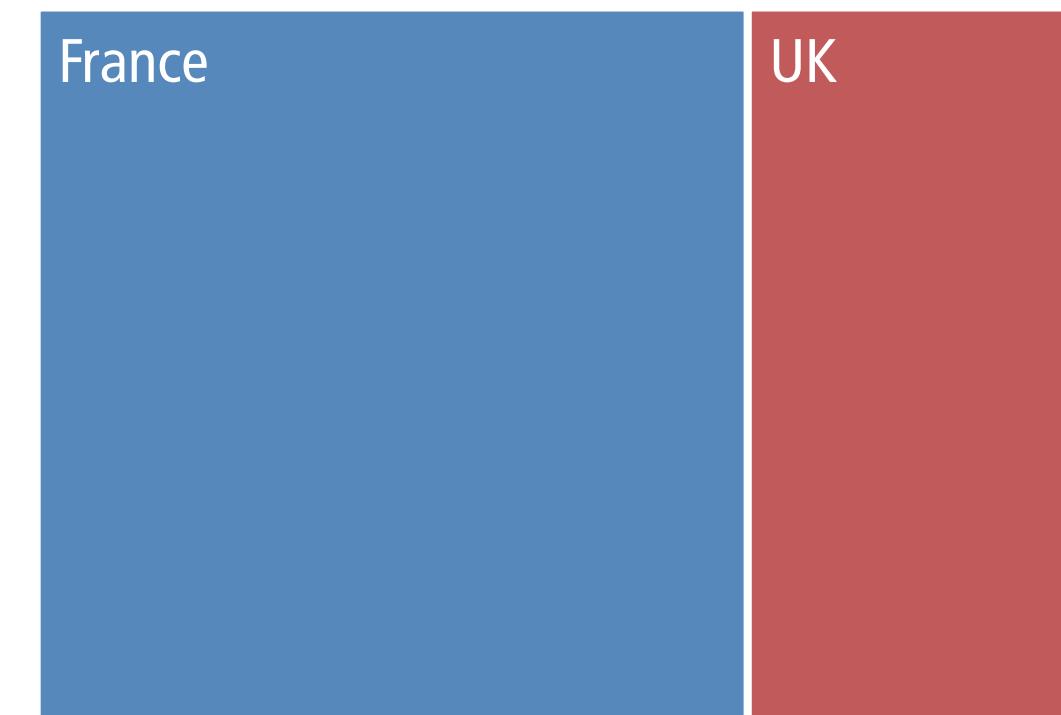
EU Big Six Founding Six	Affluent Seven Southern Seven Visegrád Four
Austria	Italy
Belgium	Latvia
Bulgaria	Lithuania
Croatia	Luxembourg
Cyprus	Malta
Czech Rep.	Netherlands
Denmark	Poland
Estonia	Portugal
Finland	Romania
France	Slovakia
Germany	<b>Slovenia</b>
Greece	Spain
Hungary	Sweden
Ireland	UK

- Influence Overview
- Big Six Overall EU Policy**
- Big Six Fiscal Policy
- Big Six Foreign and Security Policy
- Affluent Seven
- Other Countries

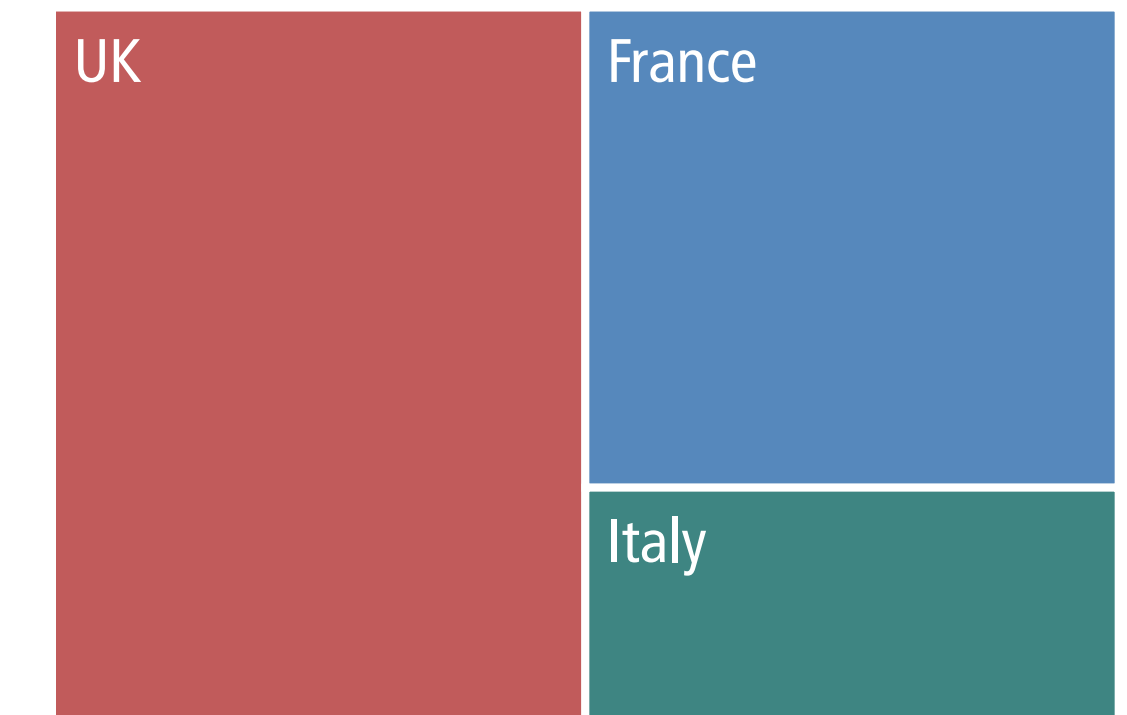
First Rank



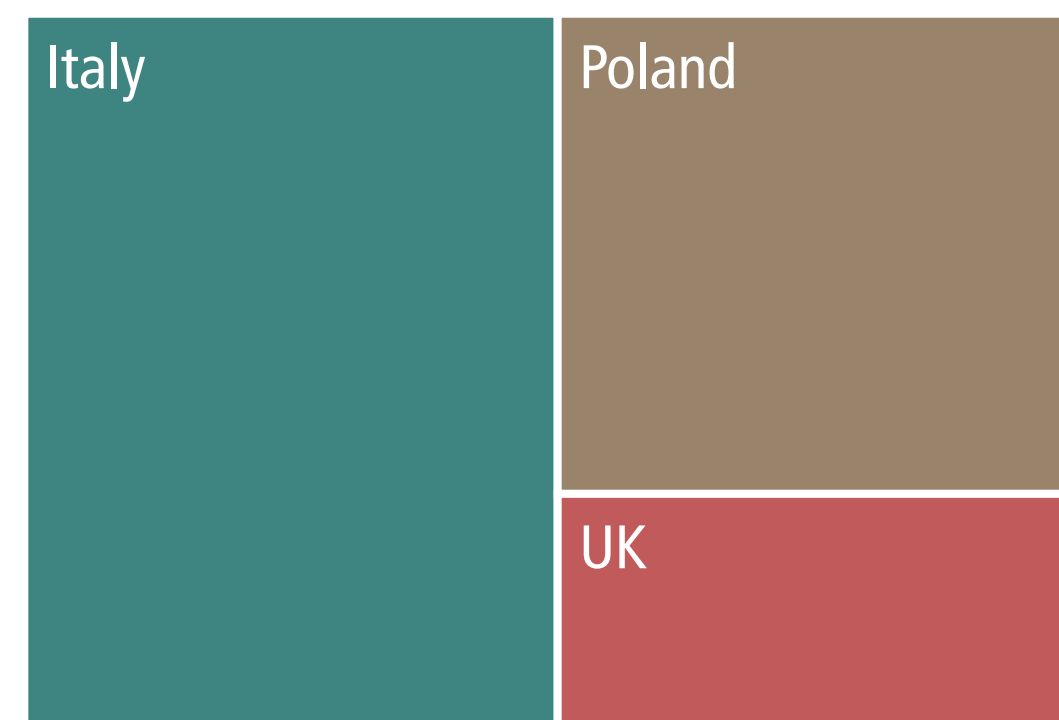
Second Rank




Third Rank



Fourth Rank



Fifth Rank



Sixth Rank



Number of respondents: 6. Size of rectangles corresponds with respondents' respective rankings. Countries with equal values are sorted from A-Z.

# Big Six Overall EU Policy Ranking by Spain

Q5

“Based on your view or experience, please rank the six large EU member states according to their overall influence on EU policy over the past five years. (first rank being the most influential)”

EU Big Six Founding Six	Affluent Seven Southern Seven Visegrád Four
Austria	Italy
Belgium	Latvia
Bulgaria	Lithuania
Croatia	Luxembourg
Cyprus	Malta
Czech Rep.	Netherlands
Denmark	Poland
Estonia	Portugal
Finland	Romania
France	Slovakia
Germany	Slovenia
Greece	<b>Spain</b>
Hungary	Sweden
Ireland	UK

Influence Overview

**Big Six Overall EU Policy**


Big Six Fiscal Policy

Big Six Foreign and Security Policy

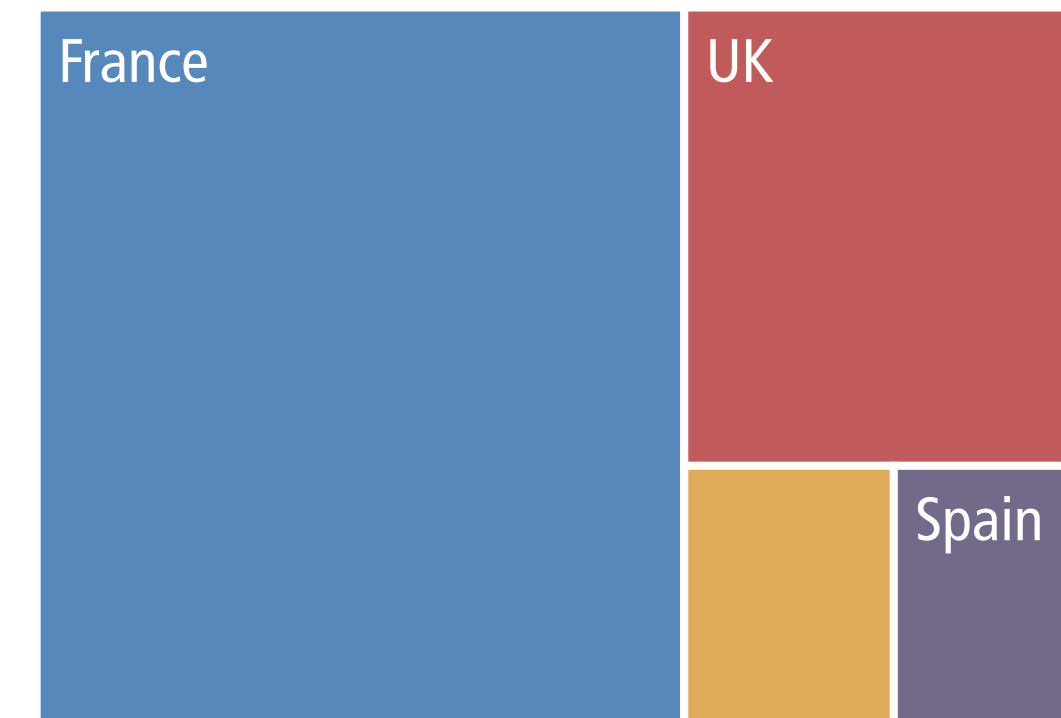
Affluent Seven

Other Countries

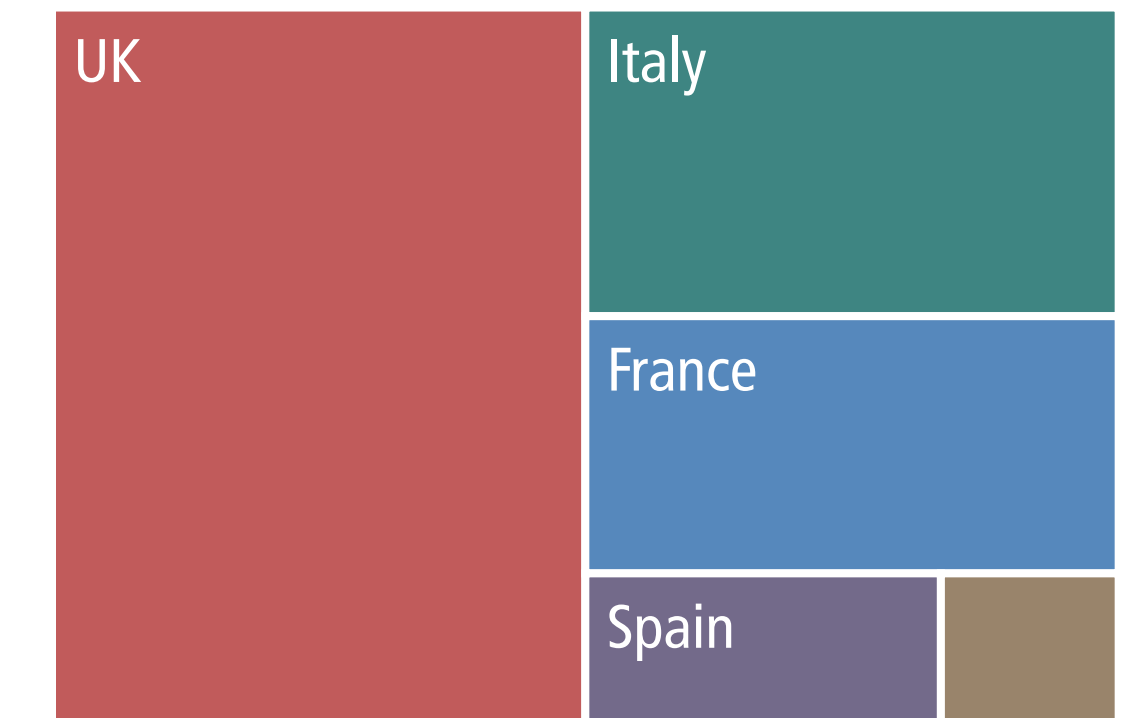
First Rank



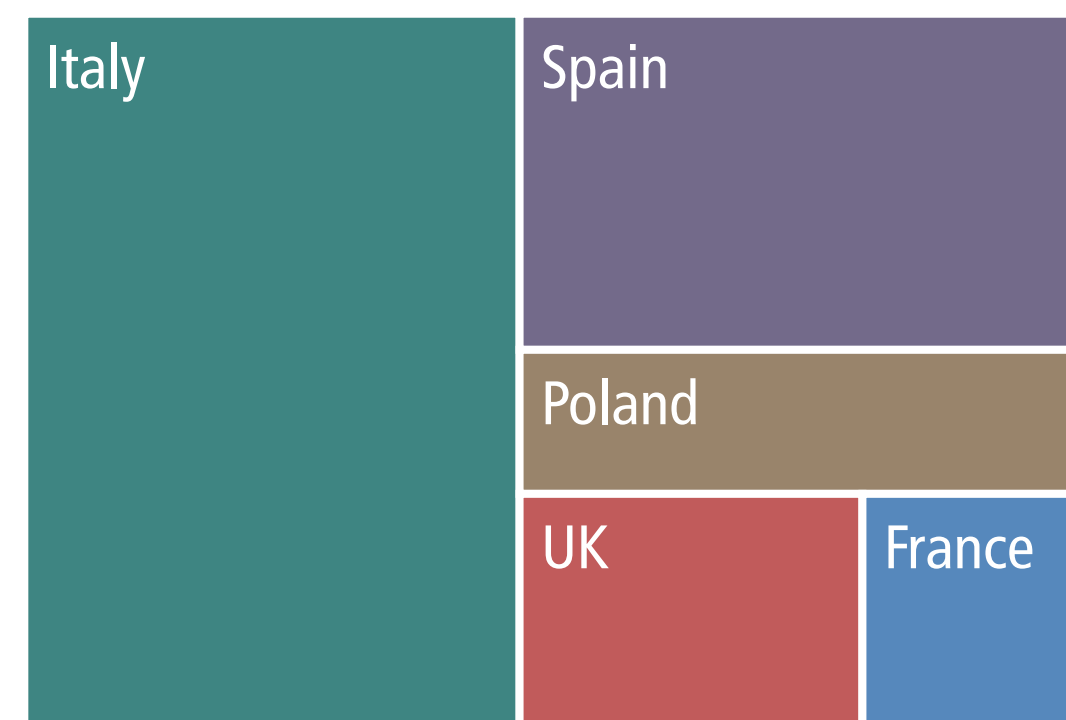
Second Rank



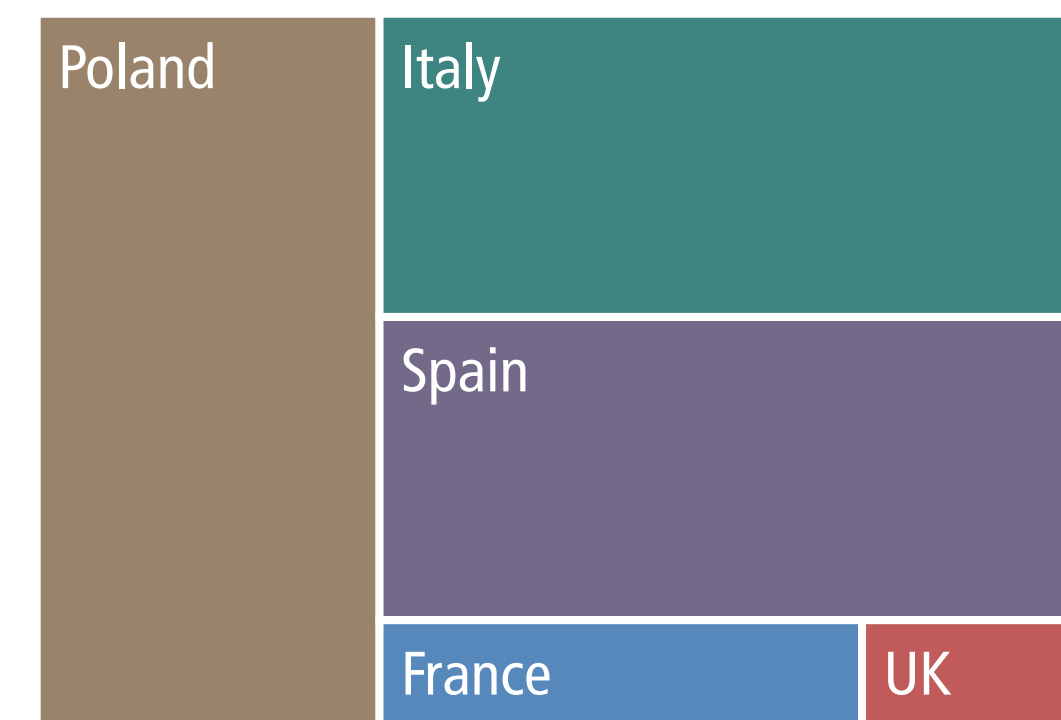
Third Rank



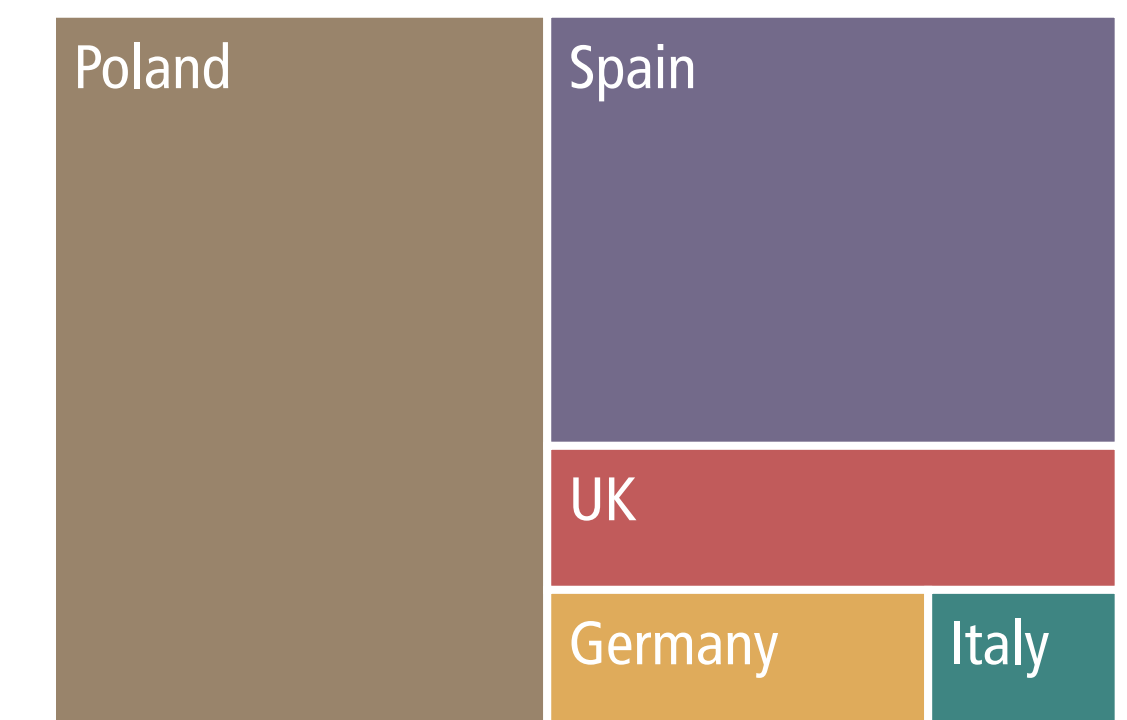
Fourth Rank



Fifth Rank



Sixth Rank



Number of respondents: 28. Size of rectangles corresponds with respondents' respective rankings. Countries with equal values are sorted from A-Z.



Spain



Design

Findings

Chapters

Preferences

**Influence**

Partners

Policies

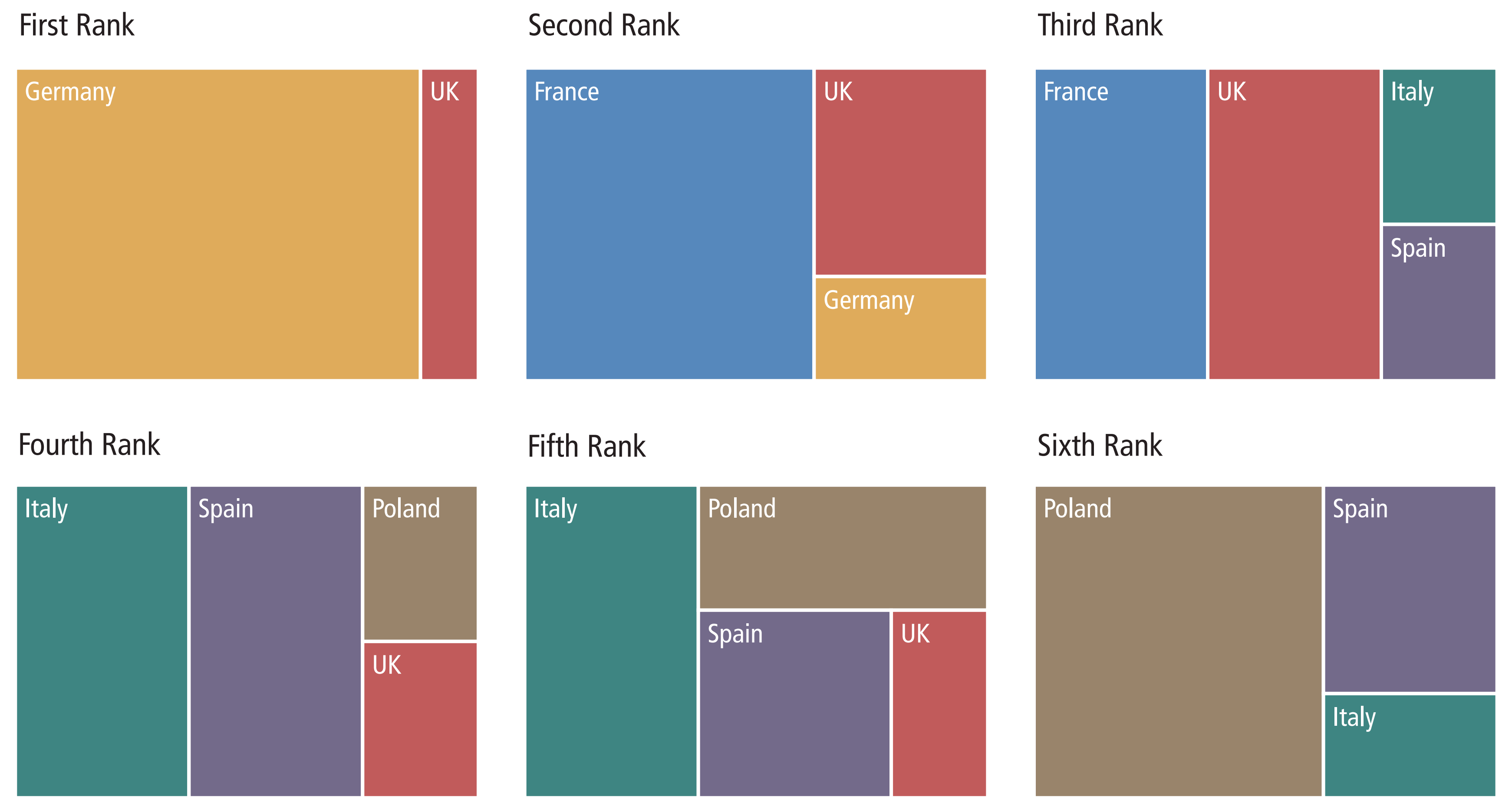
[ecfr.eu/eucoalitionexplorer](http://ecfr.eu/eucoalitionexplorer)

# Big Six Overall EU Policy Ranking by Sweden

**Q5** “Based on your view or experience, please rank the six large EU member states according to their overall influence on EU policy over the past five years. (first rank being the most influential)”

EU Big Six Founding Six	Affluent Seven Southern Seven Visegrád Four
Austria	Italy
Belgium	Latvia
Bulgaria	Lithuania
Croatia	Luxembourg
Cyprus	Malta
Czech Rep.	Netherlands
Denmark	Poland
Estonia	Portugal
Finland	Romania
France	Slovakia
Germany	Slovenia
Greece	Spain
Hungary	<b>Sweden</b>
Ireland	UK

- Influence Overview
- Big Six Overall EU Policy**
- Big Six Fiscal Policy
- Big Six Foreign and Security Policy
- Affluent Seven
- Other Countries



Number of respondents: 8. Size of rectangles corresponds with respondents' respective rankings. Countries with equal values are sorted from A-Z.



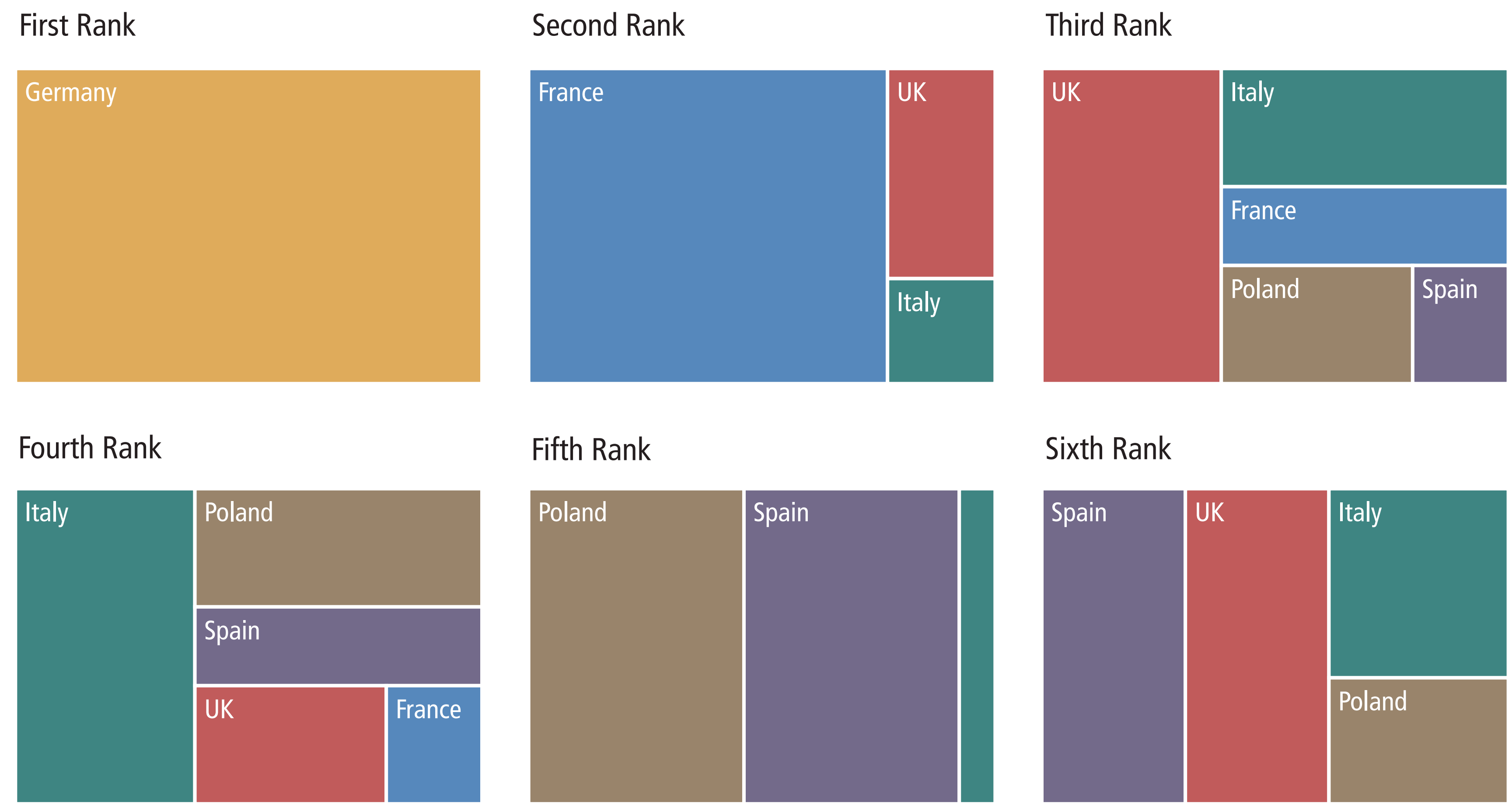
# Big Six Overall EU Policy Ranking by UK

**Q5** “Based on your view or experience, please rank the six large EU member states according to their overall influence on EU policy over the past five years. (first rank being the most influential)”

EU Big Six Founding Six	Affluent Seven Southern Seven Visegrád Four
Austria	Italy
Belgium	Latvia
Bulgaria	Lithuania
Croatia	Luxembourg
Cyprus	Malta
Czech Rep.	Netherlands
Denmark	Poland
Estonia	Portugal
Finland	Romania
France	Slovakia
Germany	Slovenia
Greece	Spain
Hungary	Sweden
Ireland	<b>UK</b>

Influence Overview

- Big Six Overall EU Policy**
- Big Six Fiscal Policy
- Big Six Foreign and Security Policy
- Affluent Seven
- Other Countries



Number of respondents: 13. Size of rectangles corresponds with respondents' respective rankings. Countries with equal values are sorted from A-Z.

# Big Six Fiscal Policy Ranking by EU


Q6

“Please rank the six large EU member states according to their influence on EU fiscal policy over the past five years. (first rank being the most influential)”

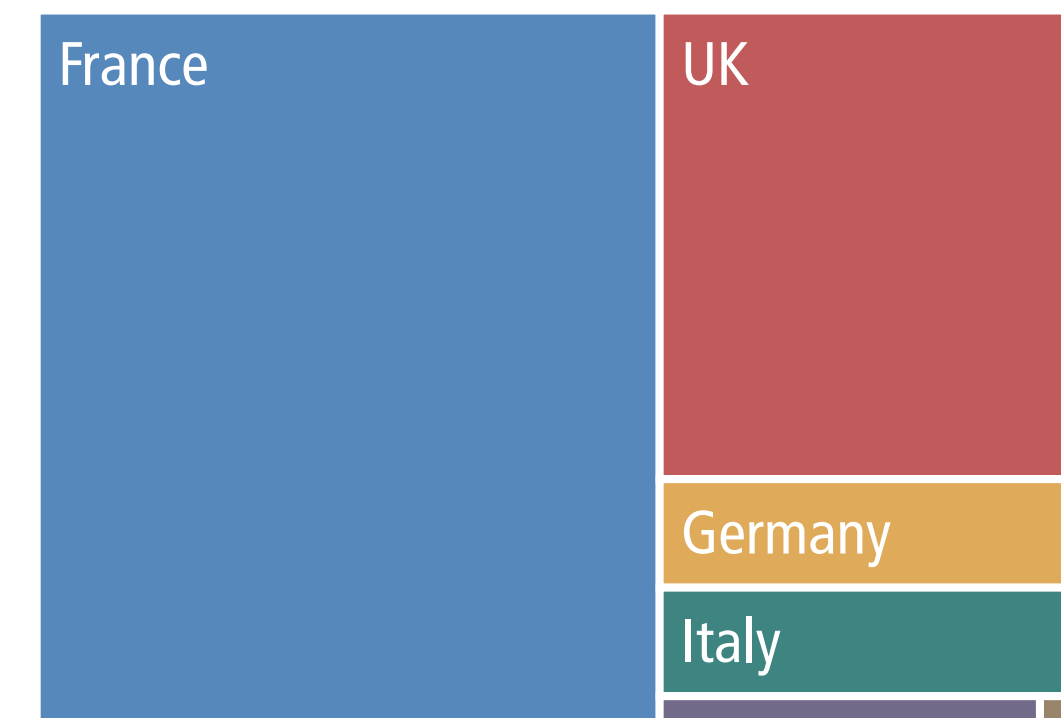
EU	Affluent Seven
Big Six	Southern Seven
Founding Six	Visegrád Four
Austria	Italy
Belgium	Latvia
Bulgaria	Lithuania
Croatia	Luxembourg
Cyprus	Malta
Czech Rep.	Netherlands
Denmark	Poland
Estonia	Portugal
Finland	Romania
France	Slovakia
Germany	Slovenia
Greece	Spain
Hungary	Sweden
Ireland	UK

- Influence Overview
- Big Six Overall EU Policy
- Big Six Fiscal Policy**
- Big Six Foreign and Security Policy
- Affluent Seven
- Other Countries


First Rank




Second Rank




Third Rank




Fourth Rank



Fifth Rank



Sixth Rank



Number of respondents: 351. Size of rectangles corresponds with respondents' respective rankings. Countries with equal values are sorted from A-Z.

# Big Six Fiscal Policy Ranking by Big Six


Q6

“Please rank the six large EU member states according to their influence on EU fiscal policy over the past five years. (first rank being the most influential)”

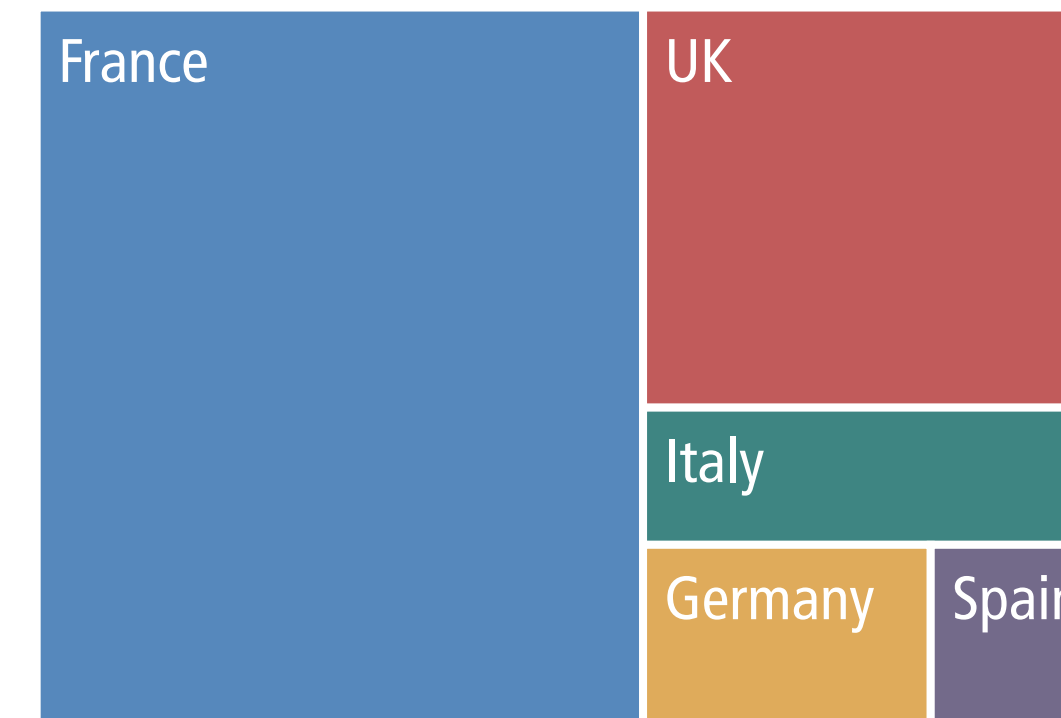
EU	Affluent Seven
<b>Big Six</b>	Southern Seven
Founding Six	Visegrád Four
Austria	Italy
Belgium	Latvia
Bulgaria	Lithuania
Croatia	Luxembourg
Cyprus	Malta
Czech Rep.	Netherlands
Denmark	Poland
Estonia	Portugal
Finland	Romania
France	Slovakia
Germany	Slovenia
Greece	Spain
Hungary	Sweden
Ireland	UK

Influence Overview
Big Six Overall EU Policy
<b>Big Six Fiscal Policy</b>
Big Six Foreign and Security Policy
Affluent Seven
Other Countries

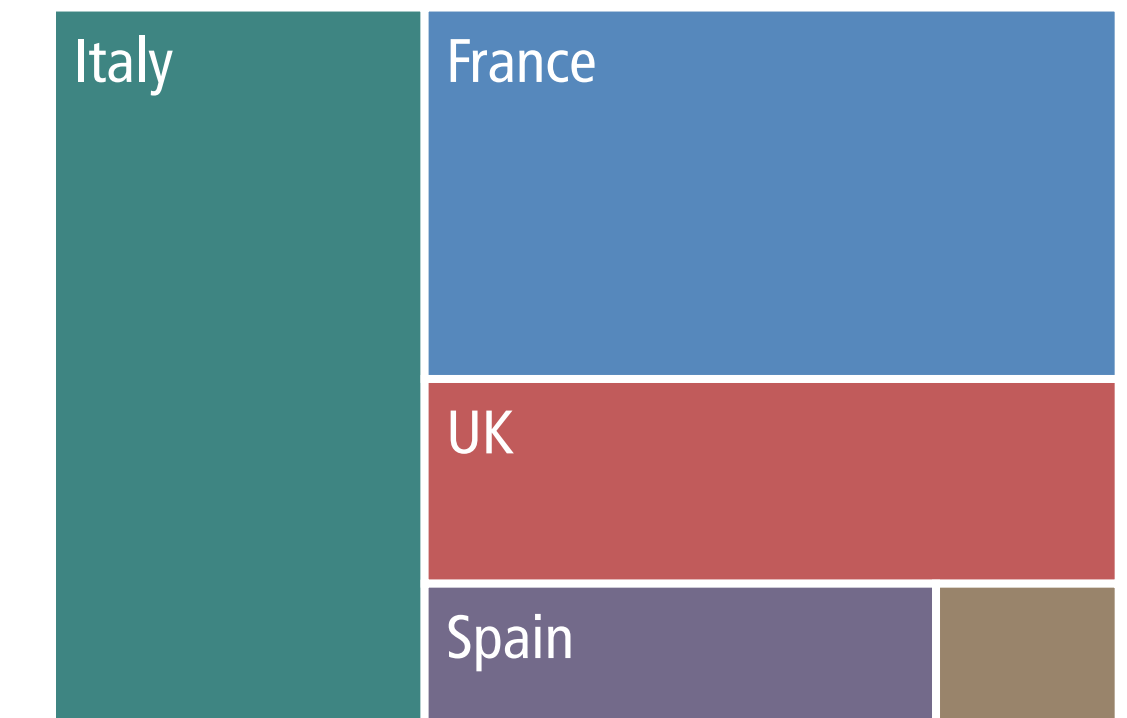
First Rank



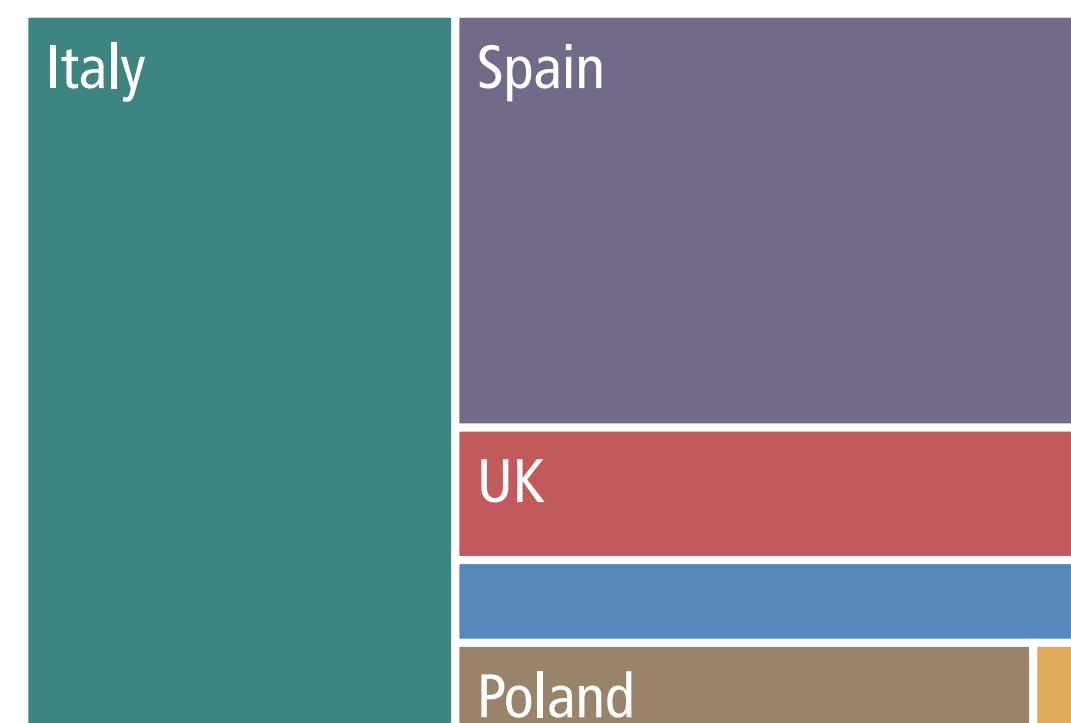
Second Rank




Third Rank



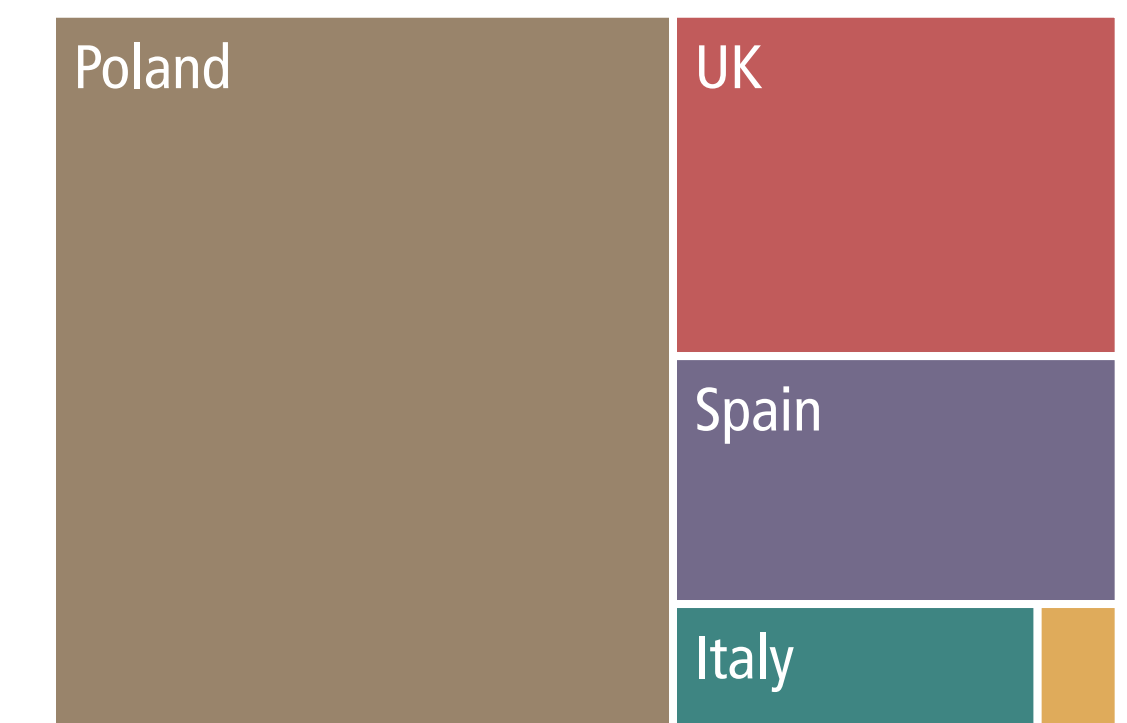
Fourth Rank



Fifth Rank



Sixth Rank



Number of respondents: 146. Size of rectangles corresponds with respondents' respective rankings. Countries with equal values are sorted from A-Z.

# Big Six Fiscal Policy Ranking by Founding Six


Q6

“Please rank the six large EU member states according to their influence on EU fiscal policy over the past five years. (first rank being the most influential)”

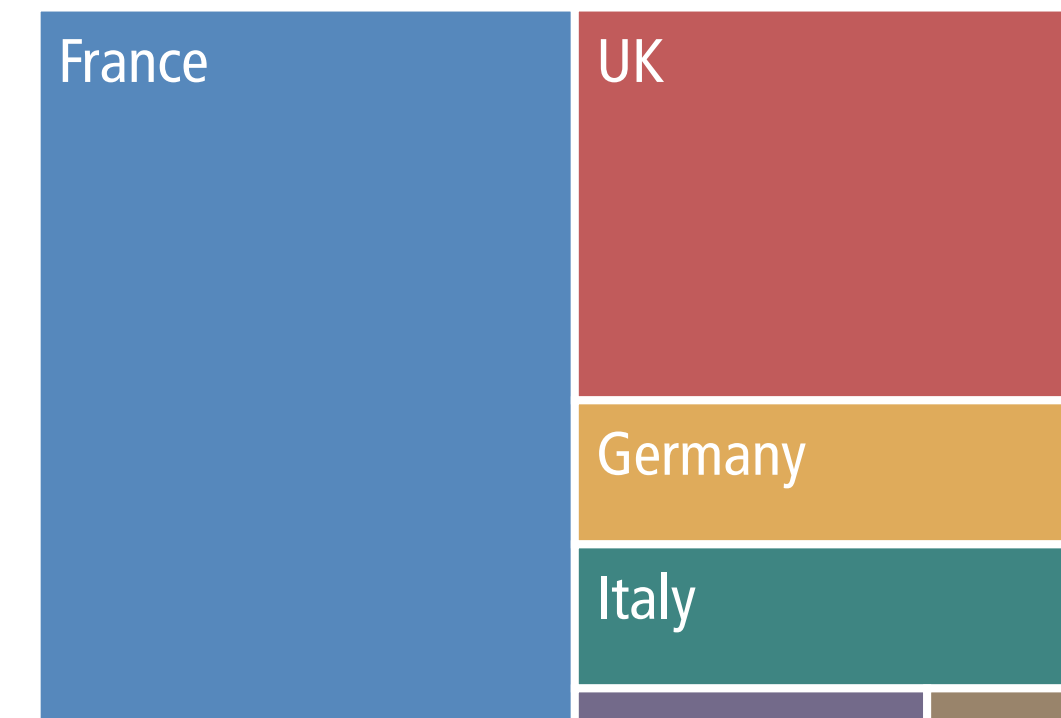
EU Big Six	Affluent Seven
Founding Six	Southern Seven
	Visegrád Four
Austria	Italy
Belgium	Latvia
Bulgaria	Lithuania
Croatia	Luxembourg
Cyprus	Malta
Czech Rep.	Netherlands
Denmark	Poland
Estonia	Portugal
Finland	Romania
France	Slovakia
Germany	Slovenia
Greece	Spain
Hungary	Sweden
Ireland	UK

- Influence Overview
- Big Six Overall EU Policy
- Big Six Fiscal Policy**
- Big Six Foreign and Security Policy
- Affluent Seven
- Other Countries

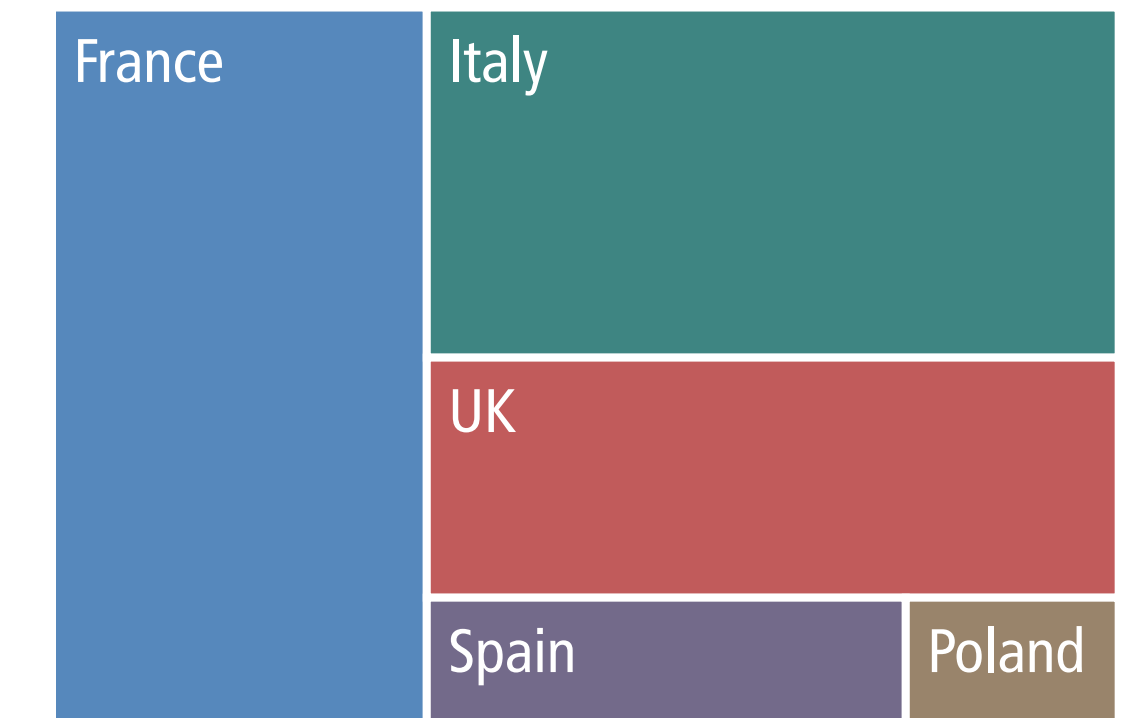
First Rank



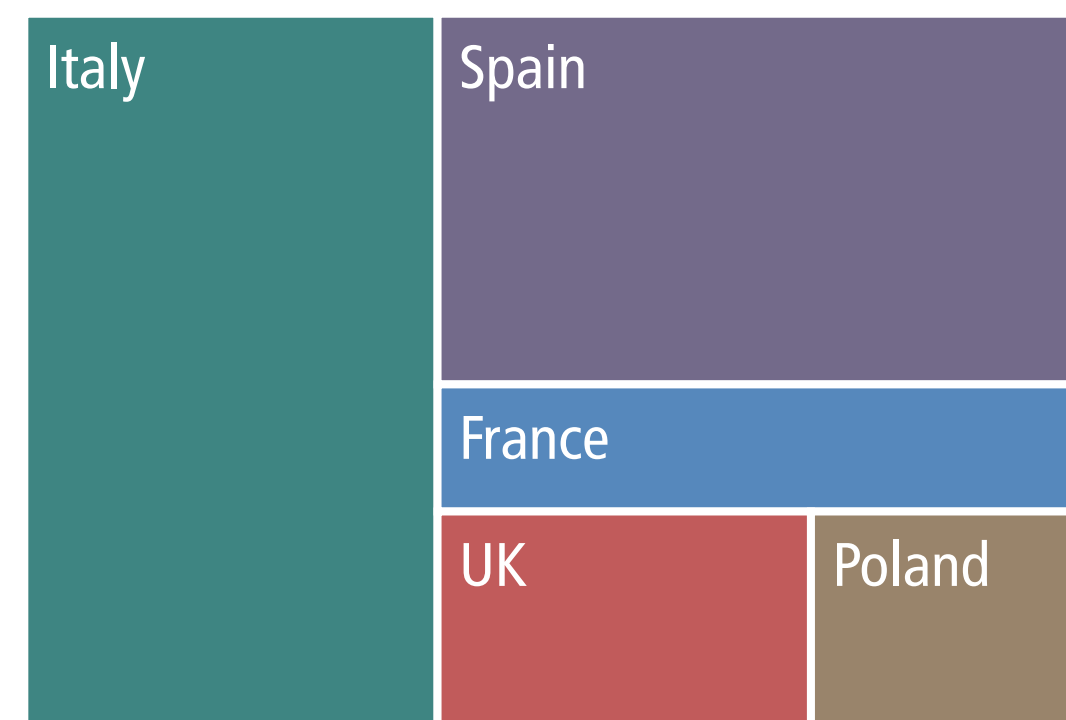
Second Rank



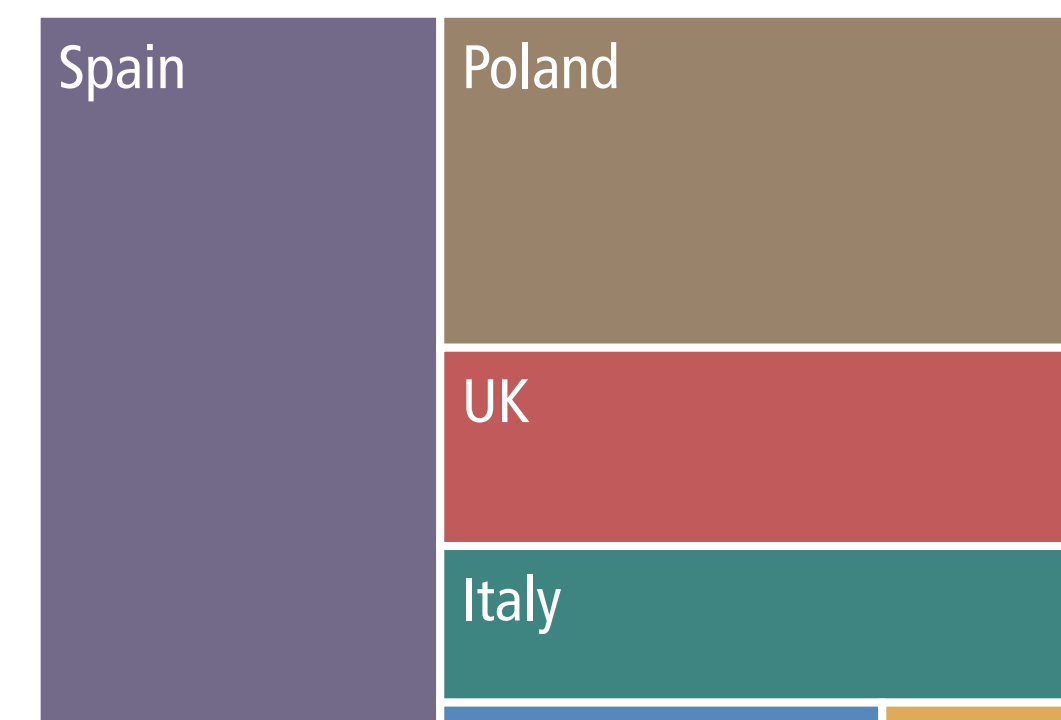
Third Rank




Fourth Rank



Fifth Rank



Sixth Rank



Number of respondents: 111. Size of rectangles corresponds with respondents' respective rankings. Countries with equal values are sorted from A-Z.

# Big Six Fiscal Policy Ranking by Affluent Seven


Q6

“Please rank the six large EU member states according to their influence on EU fiscal policy over the past five years. (first rank being the most influential)”

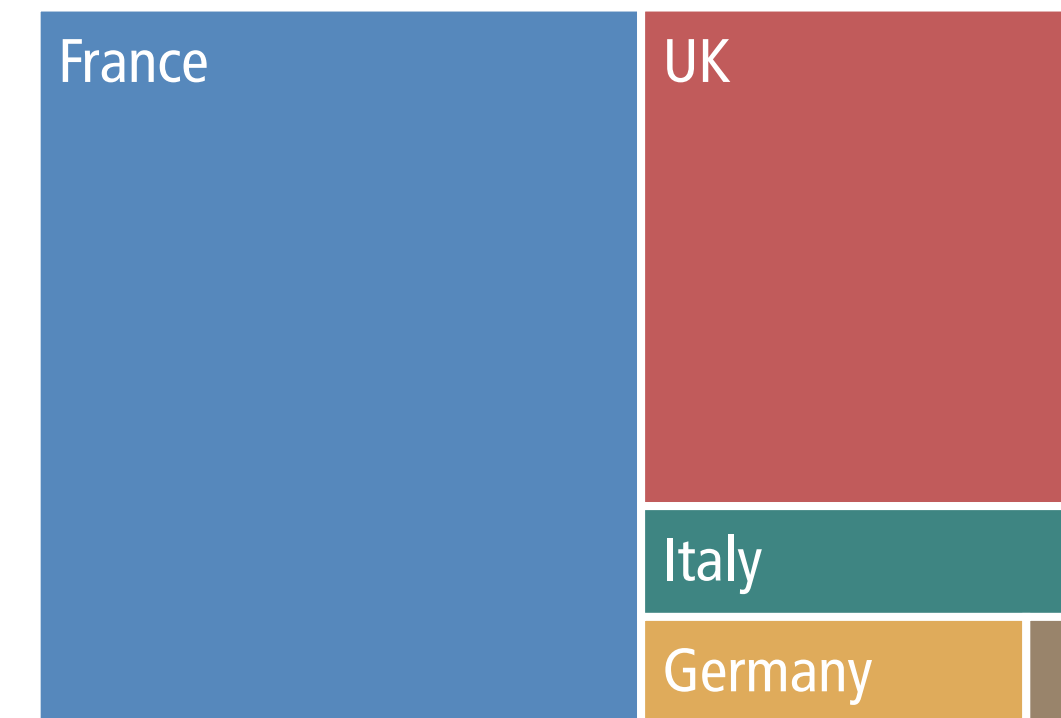
EU	Affluent Seven
Big Six	Southern Seven
Founding Six	Visegrád Four
Austria	Italy
Belgium	Latvia
Bulgaria	Lithuania
Croatia	Luxembourg
Cyprus	Malta
Czech Rep.	Netherlands
Denmark	Poland
Estonia	Portugal
Finland	Romania
France	Slovakia
Germany	Slovenia
Greece	Spain
Hungary	Sweden
Ireland	UK

- Influence Overview
- Big Six Overall EU Policy
- Big Six Fiscal Policy**
- Big Six Foreign and Security Policy
- Affluent Seven
- Other Countries

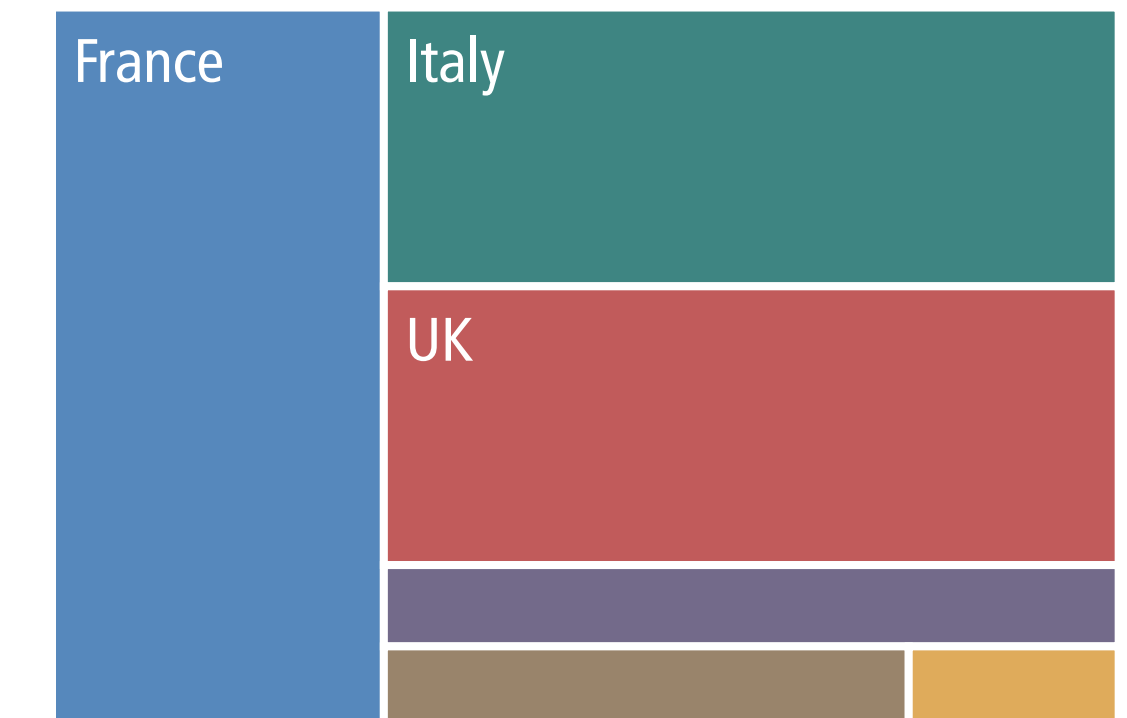
First Rank




Second Rank



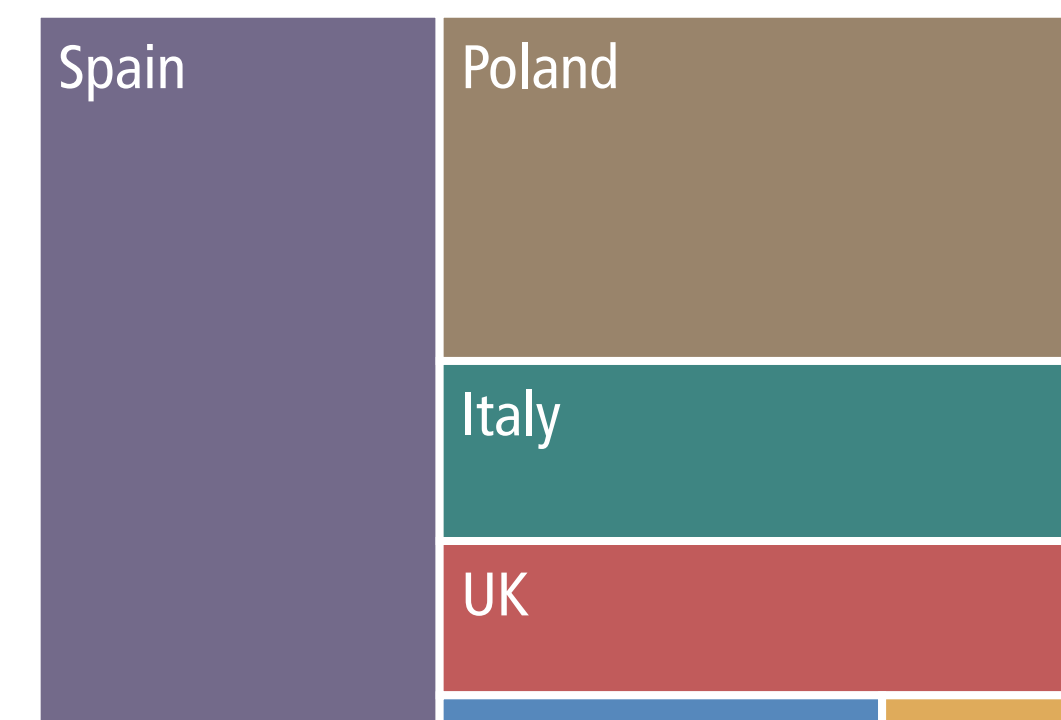
Third Rank



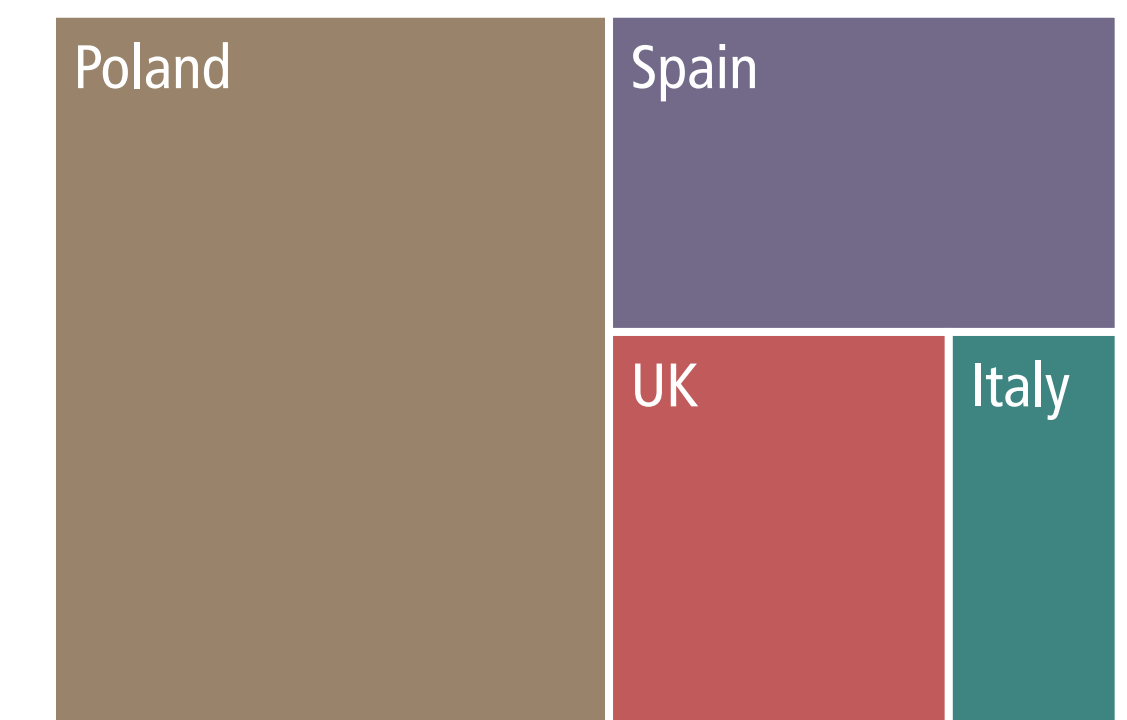
Fourth Rank



Fifth Rank



Sixth Rank



Number of respondents: 90. Size of rectangles corresponds with respondents' respective rankings. Countries with equal values are sorted from A-Z.

# Big Six Fiscal Policy Ranking by Southern Seven


Q6

“Please rank the six large EU member states according to their influence on EU fiscal policy over the past five years. (first rank being the most influential)”

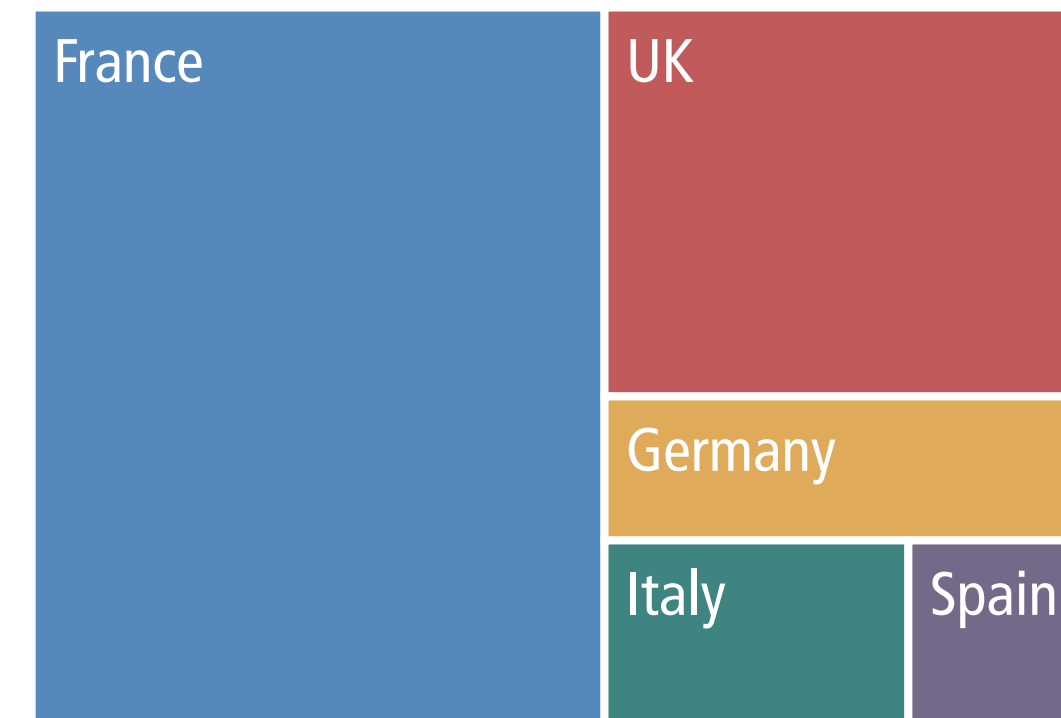
EU Big Six	Affluent Seven
Founding Six	<b>Southern Seven</b>
	Visegrád Four
Austria	Italy
Belgium	Latvia
Bulgaria	Lithuania
Croatia	Luxembourg
Cyprus	Malta
Czech Rep.	Netherlands
Denmark	Poland
Estonia	Portugal
Finland	Romania
France	Slovakia
Germany	Slovenia
Greece	Spain
Hungary	Sweden
Ireland	UK

- Influence Overview
- Big Six Overall EU Policy
- Big Six Fiscal Policy**
- Big Six Foreign and Security Policy
- Affluent Seven
- Other Countries

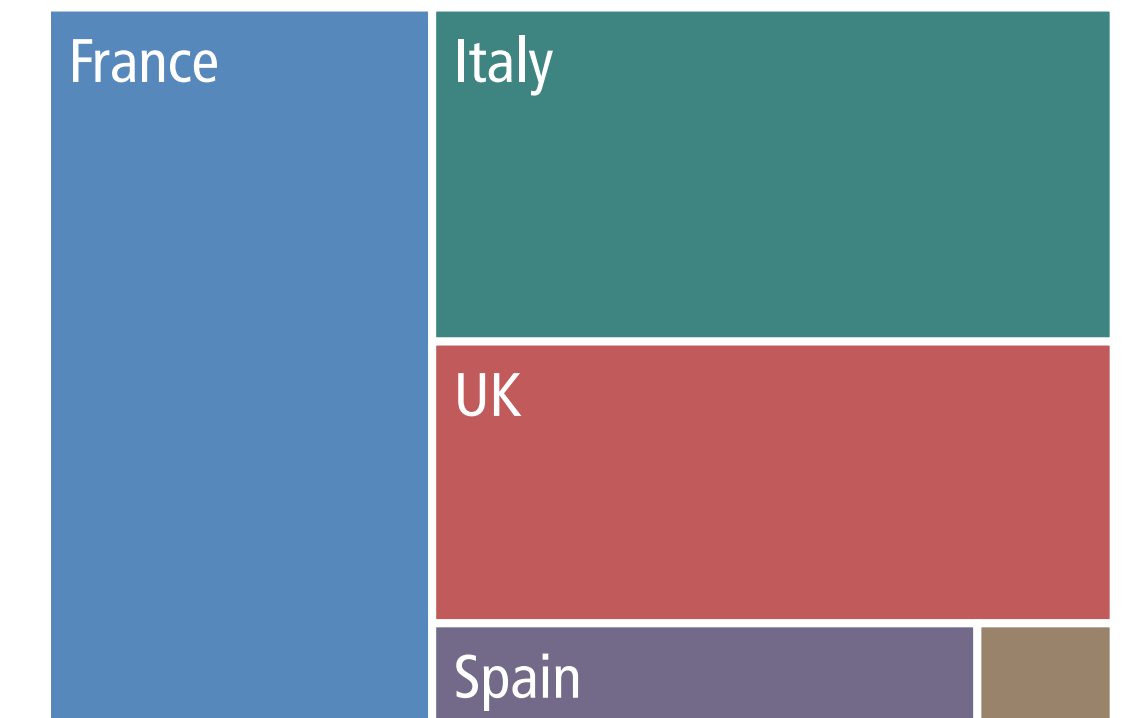
First Rank



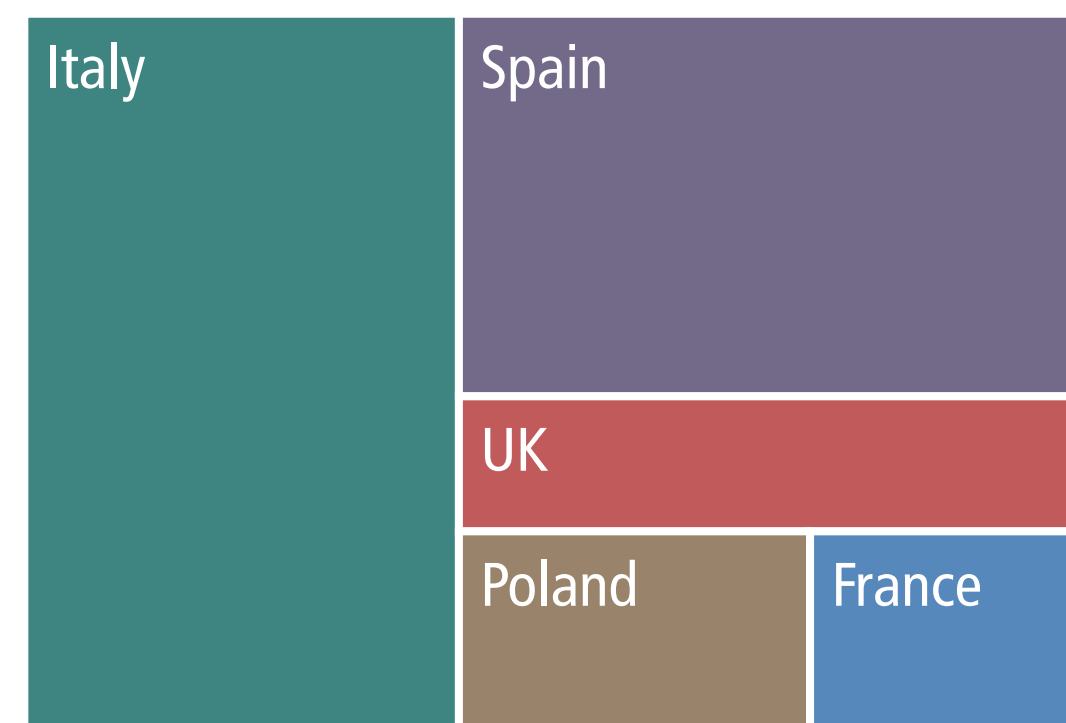
Second Rank



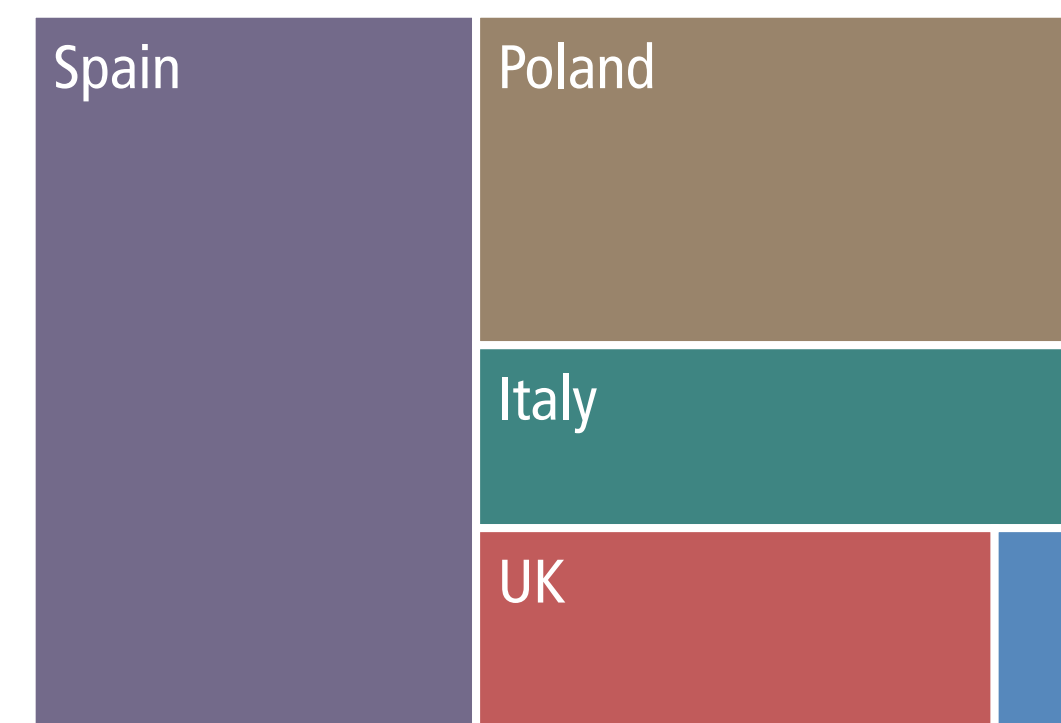
Third Rank



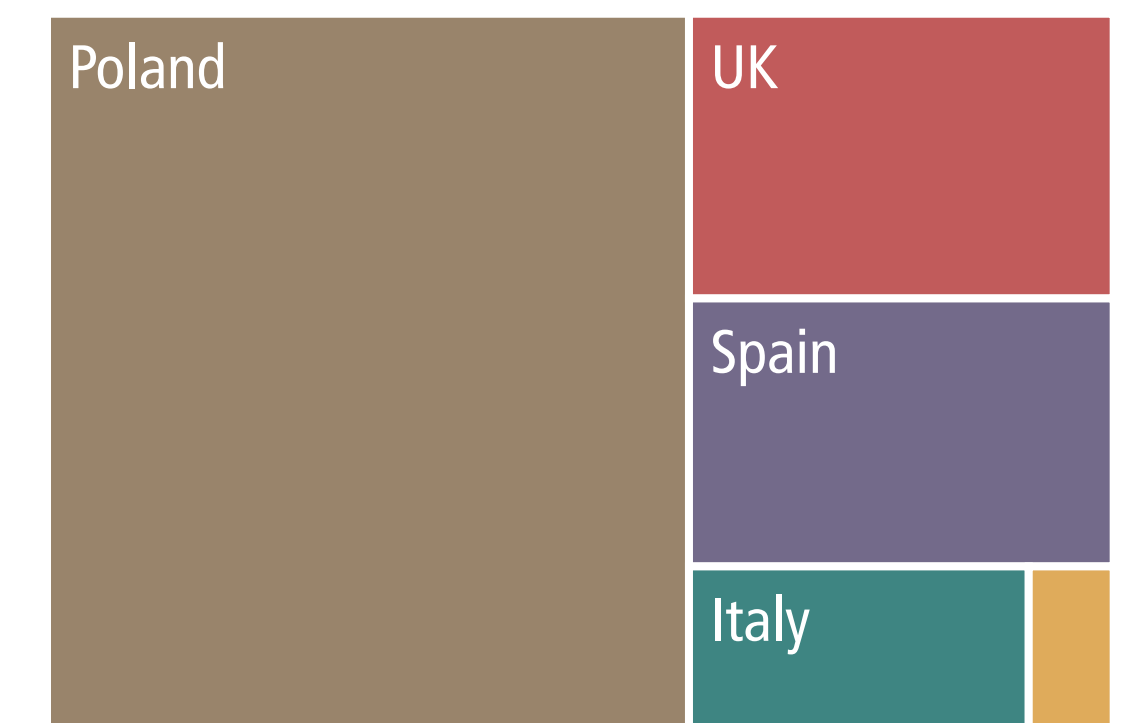
Fourth Rank



Fifth Rank



Sixth Rank



Number of respondents: 108. Size of rectangles corresponds with respondents' respective rankings. Countries with equal values are sorted from A-Z.

# Big Six Fiscal Policy Ranking by Visegrád Four


Q6

“Please rank the six large EU member states according to their influence on EU fiscal policy over the past five years. (first rank being the most influential)”

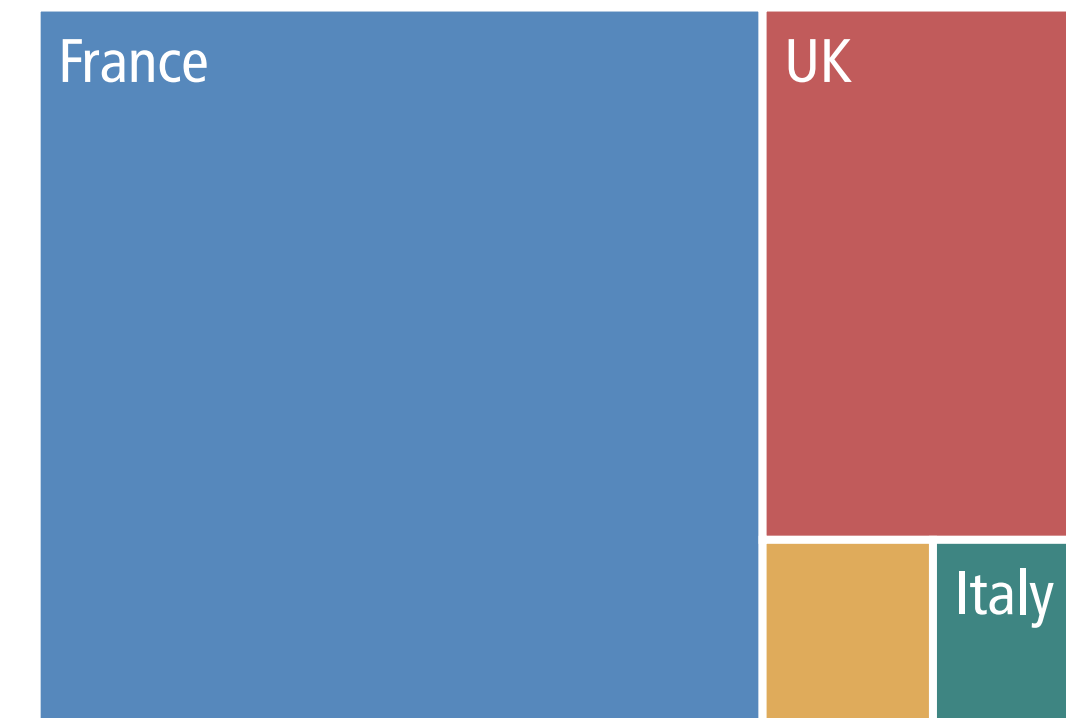
EU Big Six	Affluent Seven	Southern Seven	Visegrád Four
Austria	Italy		
Belgium	Latvia		
Bulgaria	Lithuania		
Croatia	Luxembourg		
Cyprus	Malta		
Czech Rep.	Netherlands		
Denmark	Poland		
Estonia	Portugal		
Finland	Romania		
France	Slovakia		
Germany	Slovenia		
Greece	Spain		
Hungary	Sweden		
Ireland	UK		

- Influence Overview
- Big Six Overall EU Policy
- Big Six Fiscal Policy**
- Big Six Foreign and Security Policy
- Affluent Seven
- Other Countries

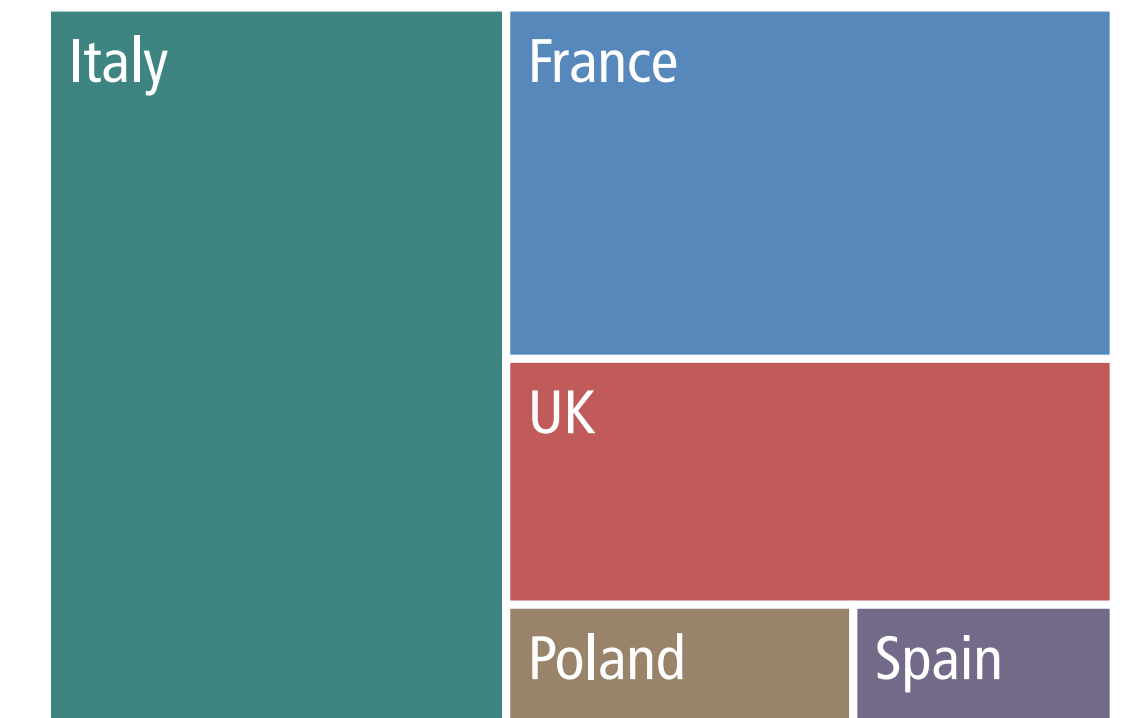
First Rank




Second Rank



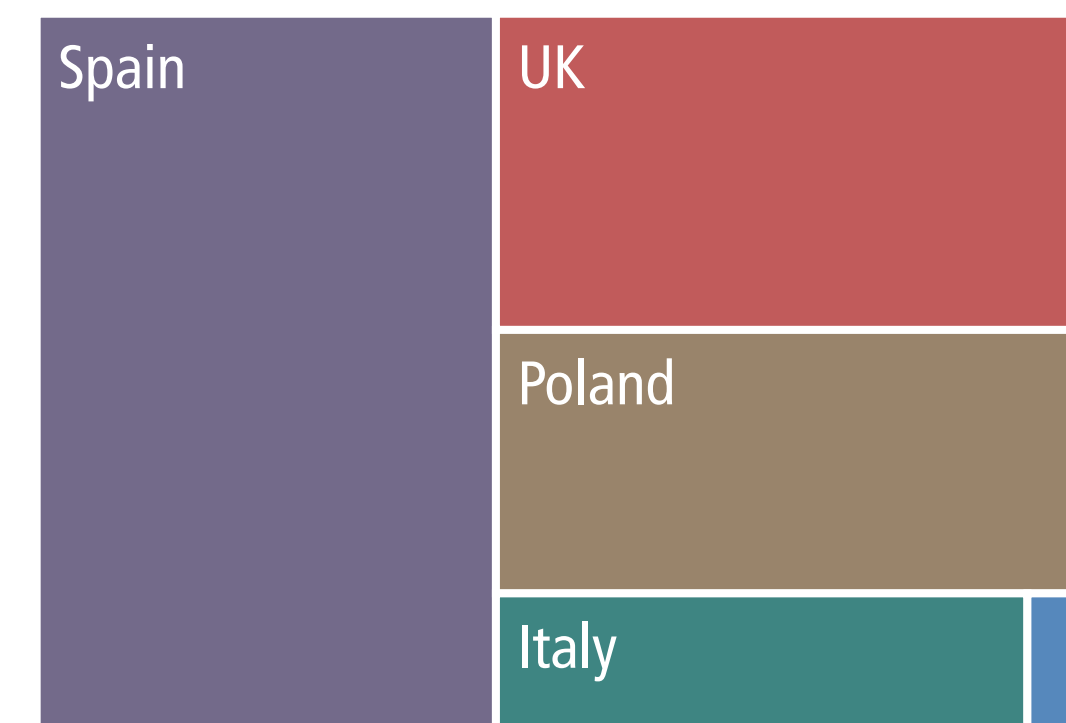
Third Rank



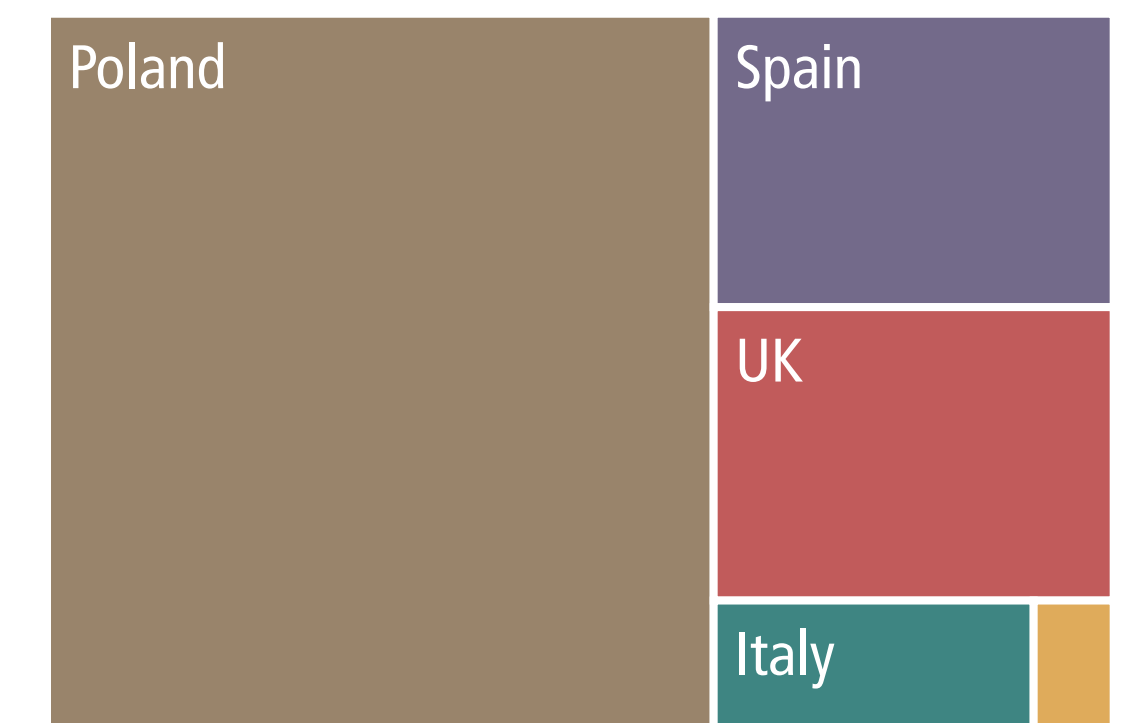
Fourth Rank



Fifth Rank



Sixth Rank



Number of respondents: 72. Size of rectangles corresponds with respondents' respective rankings. Countries with equal values are sorted from A-Z.

# Big Six Fiscal Policy Ranking by Austria


Q6

“Please rank the six large EU member states according to their influence on EU fiscal policy over the past five years. (first rank being the most influential)”

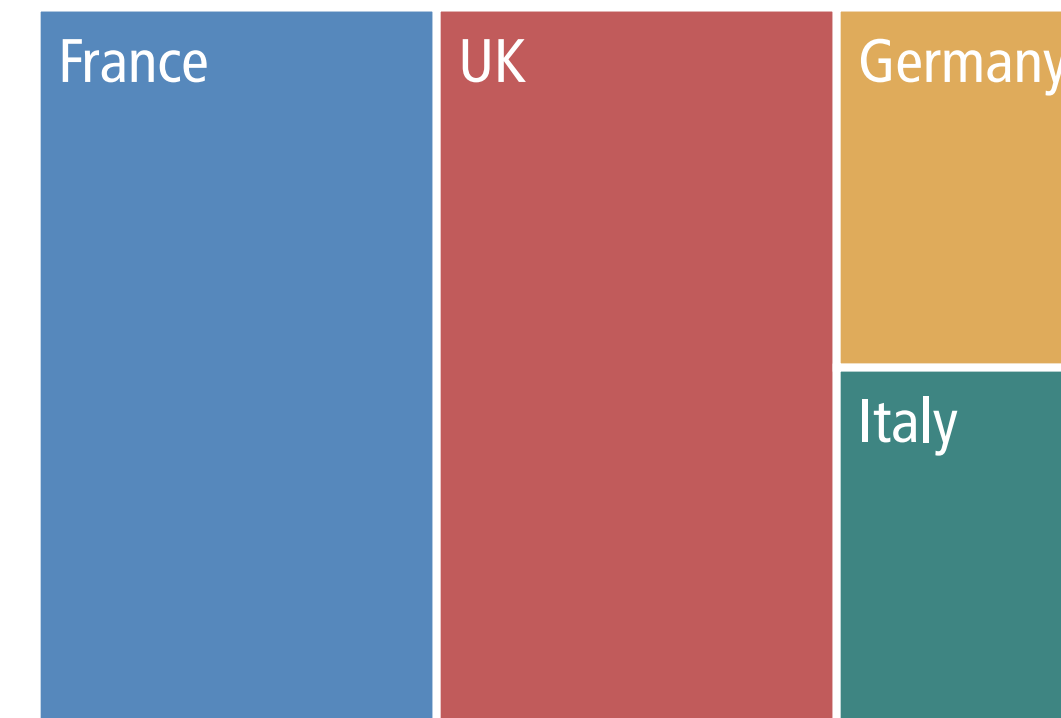
EU Big Six Founding Six	Affluent Seven Southern Seven Visegrád Four
<b>Austria</b>	Italy
Belgium	Latvia
Bulgaria	Lithuania
Croatia	Luxembourg
Cyprus	Malta
Czech Rep.	Netherlands
Denmark	Poland
Estonia	Portugal
Finland	Romania
France	Slovakia
Germany	Slovenia
Greece	Spain
Hungary	Sweden
Ireland	UK

- Influence Overview
- Big Six Overall EU Policy
- Big Six Fiscal Policy**
- Big Six Foreign and Security Policy
- Affluent Seven
- Other Countries


First Rank



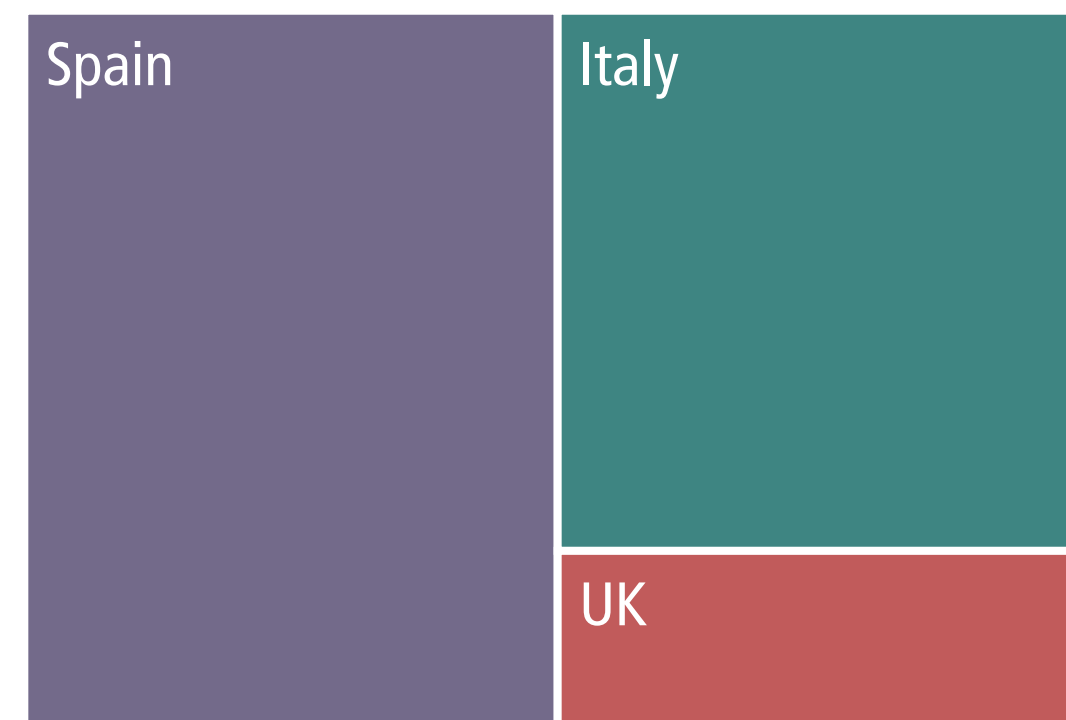
Second Rank




Third Rank



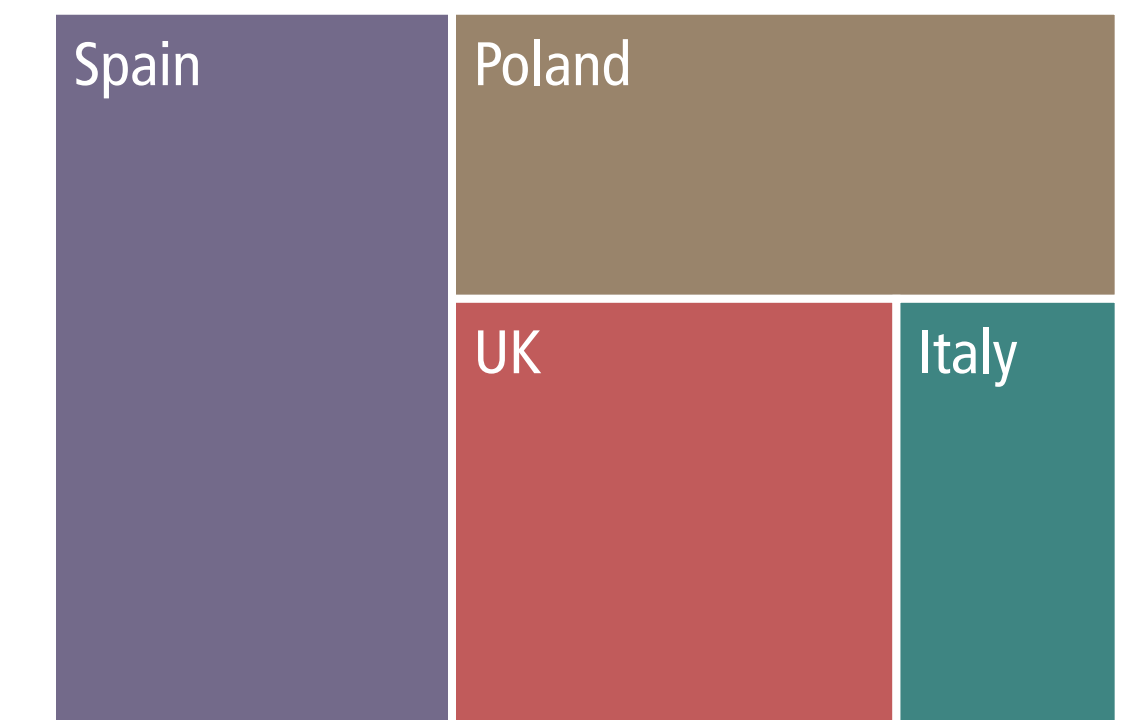
Fourth Rank



Fifth Rank



Sixth Rank



Number of respondents: 8. Size of rectangles corresponds with respondents' respective rankings. Countries with equal values are sorted from A-Z.



# Big Six Fiscal Policy Ranking by Belgium


Q6

“Please rank the six large EU member states according to their influence on EU fiscal policy over the past five years. (first rank being the most influential)”

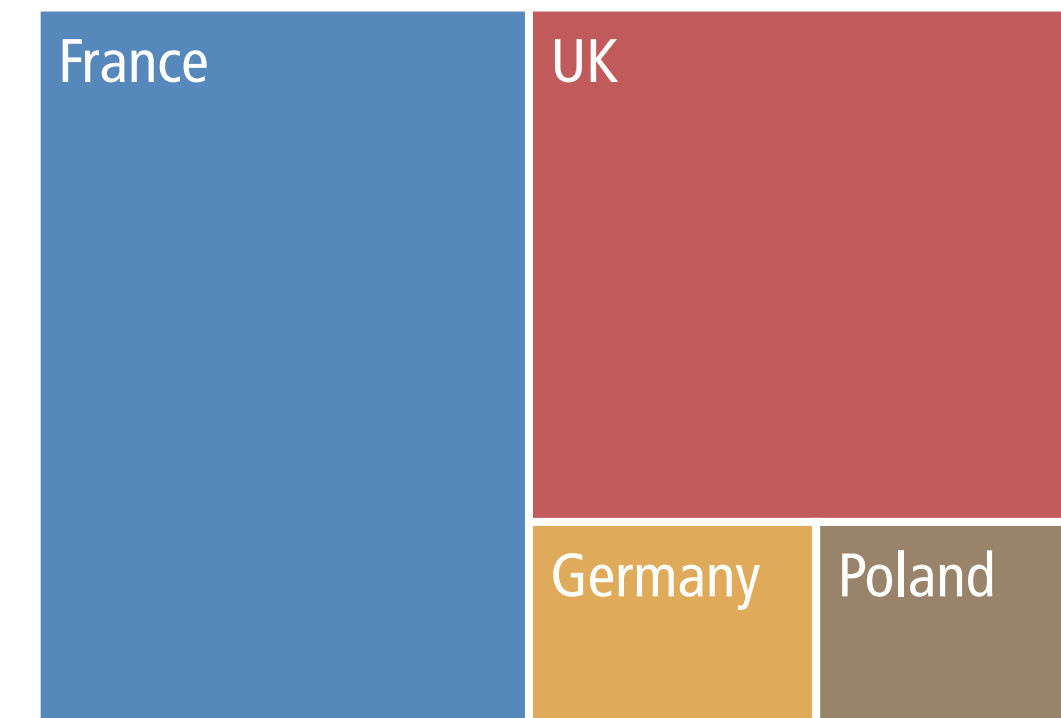
EU Big Six Founding Six	Affluent Seven Southern Seven Visegrád Four
Austria	Italy
<b>Belgium</b>	Latvia
Bulgaria	Lithuania
Croatia	Luxembourg
Cyprus	Malta
Czech Rep.	Netherlands
Denmark	Poland
Estonia	Portugal
Finland	Romania
France	Slovakia
Germany	Slovenia
Greece	Spain
Hungary	Sweden
Ireland	UK

- Influence Overview
- Big Six Overall EU Policy
- Big Six Fiscal Policy**
- Big Six Foreign and Security Policy
- Affluent Seven
- Other Countries

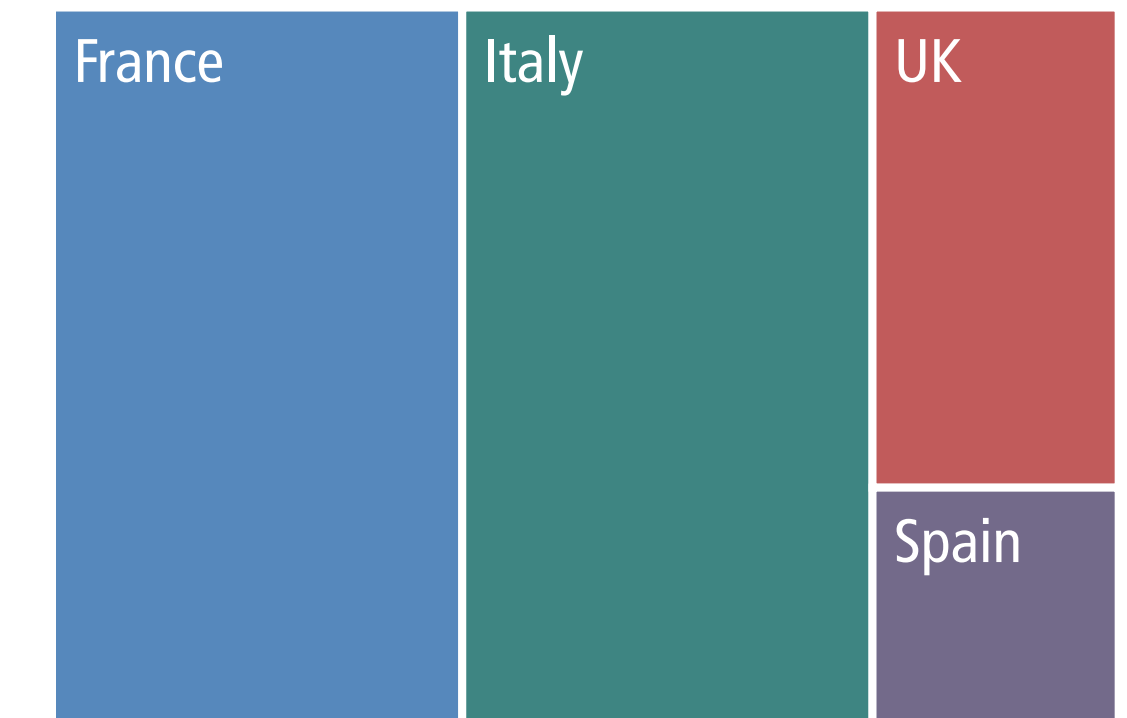
First Rank




Second Rank




Third Rank



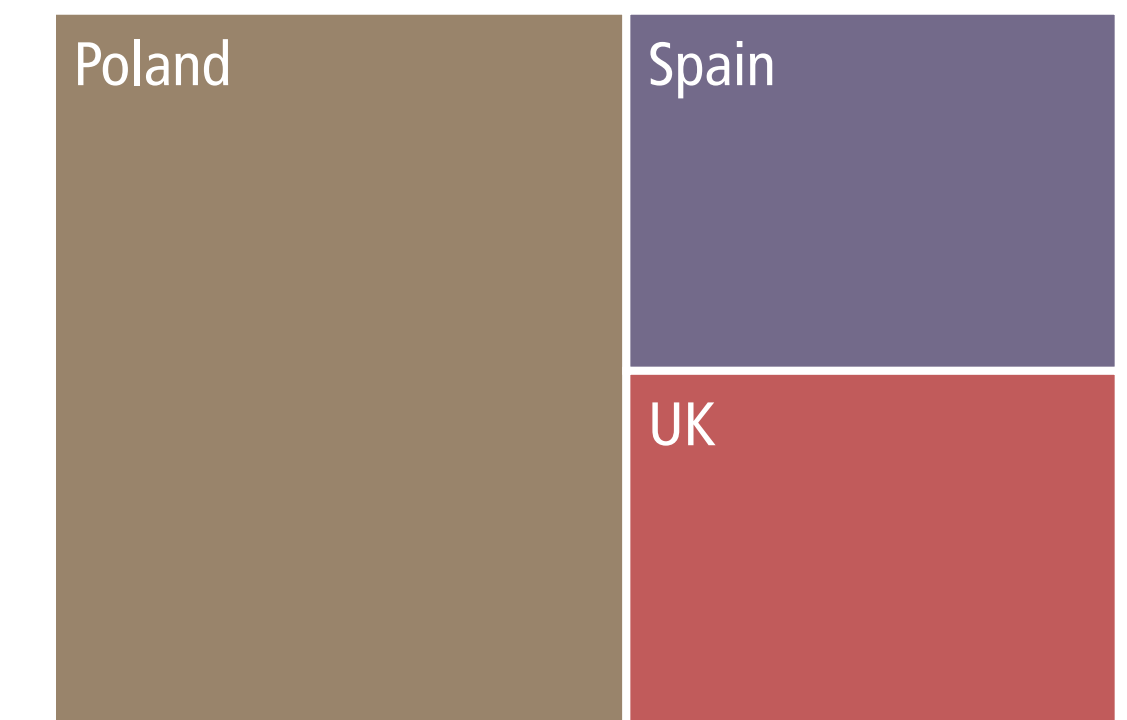
Fourth Rank



Fifth Rank



Sixth Rank



Number of respondents: 13. Size of rectangles corresponds with respondents' respective rankings. Countries with equal values are sorted from A-Z.

# Big Six Fiscal Policy Ranking by Bulgaria


Q6

“Please rank the six large EU member states according to their influence on EU fiscal policy over the past five years. (first rank being the most influential)”

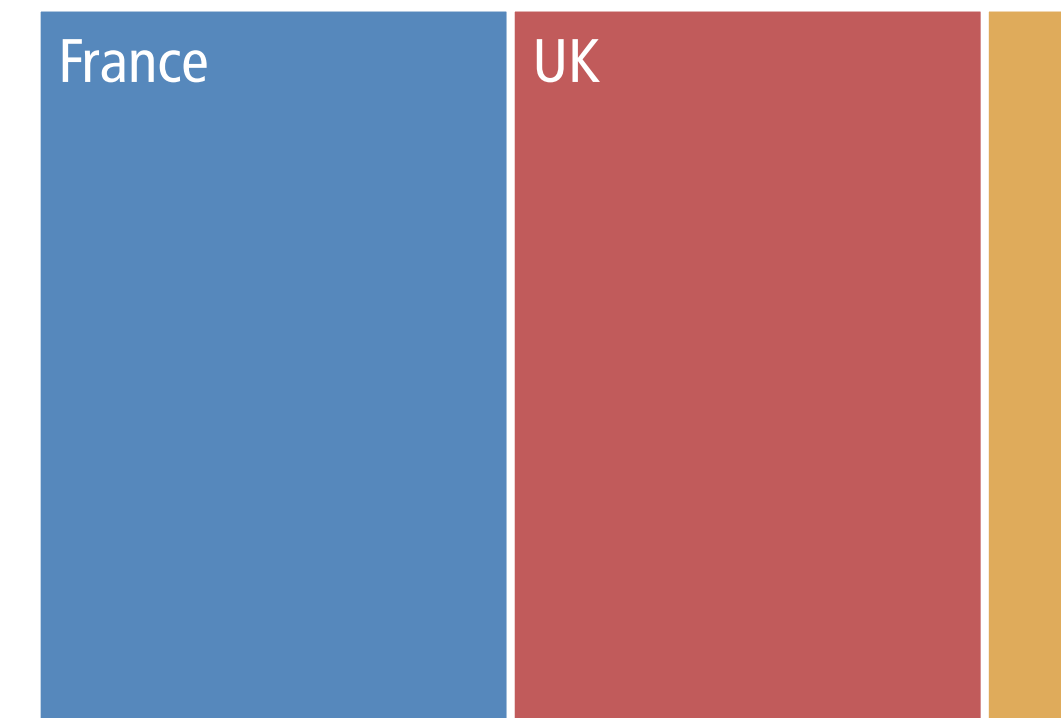
EU Big Six	Affluent Seven
Founding Six	Southern Seven
	Visegrád Four
Austria	Italy
Belgium	Latvia
<b>Bulgaria</b>	Lithuania
Croatia	Luxembourg
Cyprus	Malta
Czech Rep.	Netherlands
Denmark	Poland
Estonia	Portugal
Finland	Romania
France	Slovakia
Germany	Slovenia
Greece	Spain
Hungary	Sweden
Ireland	UK

- Influence Overview
- Big Six Overall EU Policy
- Big Six Fiscal Policy**
- Big Six Foreign and Security Policy
- Affluent Seven
- Other Countries


First Rank




Second Rank




Third Rank



Fourth Rank



Fifth Rank



Sixth Rank



Number of respondents: 9. Size of rectangles corresponds with respondents' respective rankings. Countries with equal values are sorted from A-Z.

# Big Six Fiscal Policy Ranking by Croatia


Q6

“Please rank the six large EU member states according to their influence on EU fiscal policy over the past five years. (first rank being the most influential)”

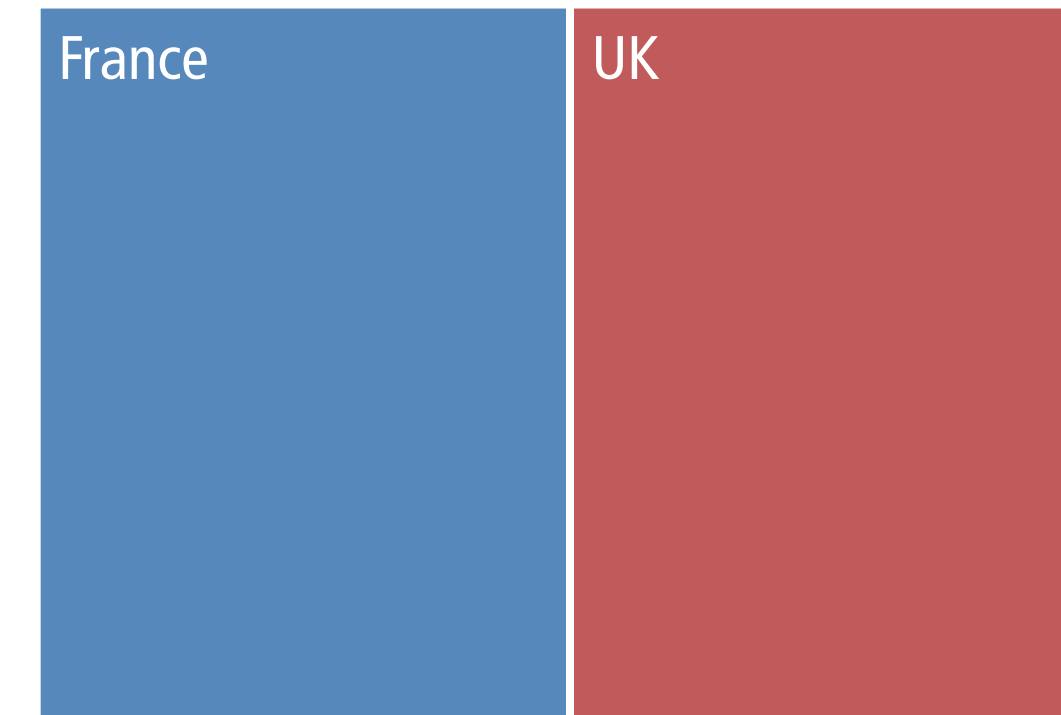
EU Big Six Founding Six	Affluent Seven Southern Seven Visegrád Four
Austria	Italy
Belgium	Latvia
Bulgaria	Lithuania
<b>Croatia</b>	Luxembourg
Cyprus	Malta
Czech Rep.	Netherlands
Denmark	Poland
Estonia	Portugal
Finland	Romania
France	Slovakia
Germany	Slovenia
Greece	Spain
Hungary	Sweden
Ireland	UK

- Influence Overview
- Big Six Overall EU Policy
- Big Six Fiscal Policy**
- Big Six Foreign and Security Policy
- Affluent Seven
- Other Countries


## First Rank




## Second Rank




## Third Rank



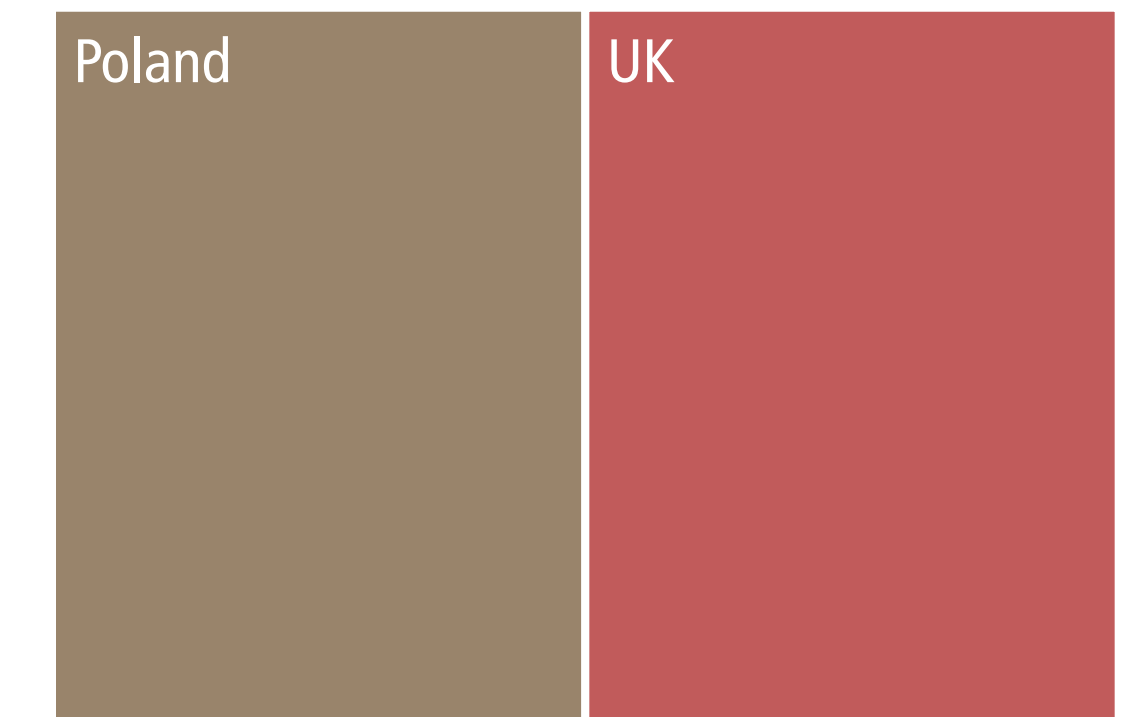
## Fourth Rank



## Fifth Rank



## Sixth Rank



Number of respondents: 2. Size of rectangles corresponds with respondents' respective rankings. Countries with equal values are sorted from A-Z.

# Big Six Fiscal Policy Ranking by Cyprus


Q6

“Please rank the six large EU member states according to their influence on EU fiscal policy over the past five years. (first rank being the most influential)”

EU Big Six Founding Six	Affluent Seven Southern Seven Visegrád Four
Austria	Italy
Belgium	Latvia
Bulgaria	Lithuania
Croatia	Luxembourg
<b>Cyprus</b>	Malta
Czech Rep.	Netherlands
Denmark	Poland
Estonia	Portugal
Finland	Romania
France	Slovakia
Germany	Slovenia
Greece	Spain
Hungary	Sweden
Ireland	UK

- Influence Overview
- Big Six Overall EU Policy
- Big Six Fiscal Policy**
- Big Six Foreign and Security Policy
- Affluent Seven
- Other Countries

## First Rank



## Second Rank



## Third Rank



## Fourth Rank



## Fifth Rank



## Sixth Rank



Number of respondents: 1. Size of rectangles corresponds with respondents' respective rankings. Countries with equal values are sorted from A-Z.

# Big Six Fiscal Policy Ranking by Czech Rep.


Q6

“Please rank the six large EU member states according to their influence on EU fiscal policy over the past five years. (first rank being the most influential)”

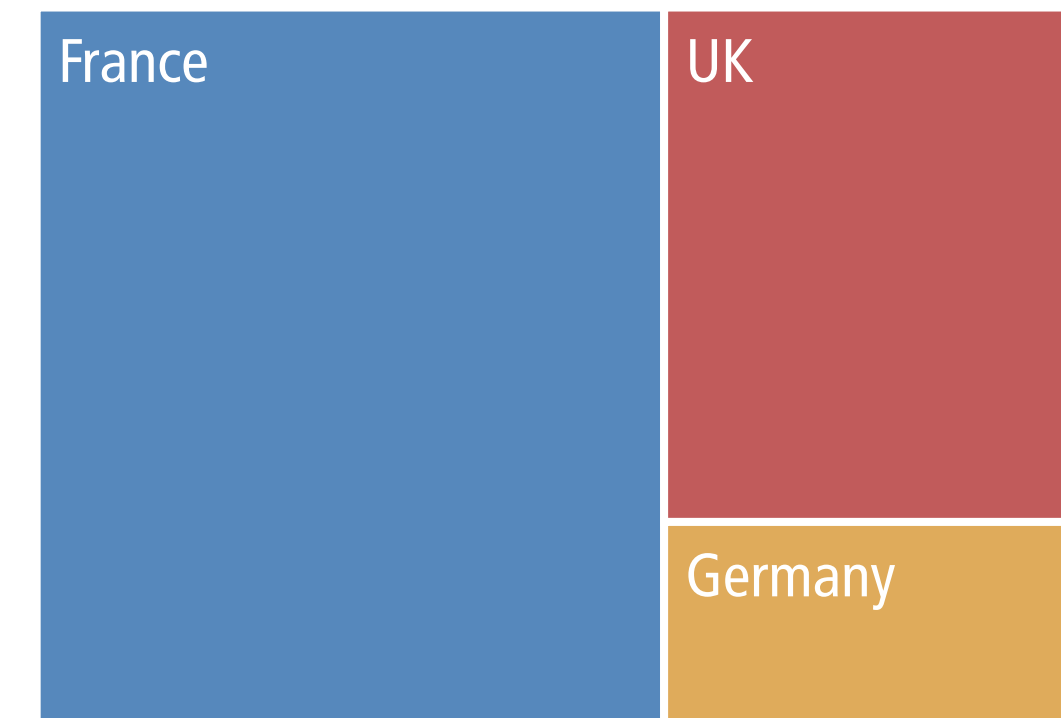
EU Big Six Founding Six	Affluent Seven Southern Seven Visegrád Four
Austria	Italy
Belgium	Latvia
Bulgaria	Lithuania
Croatia	Luxembourg
Cyprus	Malta
<b>Czech Rep.</b>	Netherlands
Denmark	Poland
Estonia	Portugal
Finland	Romania
France	Slovakia
Germany	Slovenia
Greece	Spain
Hungary	Sweden
Ireland	UK

- Influence Overview
- Big Six Overall EU Policy
- Big Six Fiscal Policy**
- Big Six Foreign and Security Policy
- Affluent Seven
- Other Countries

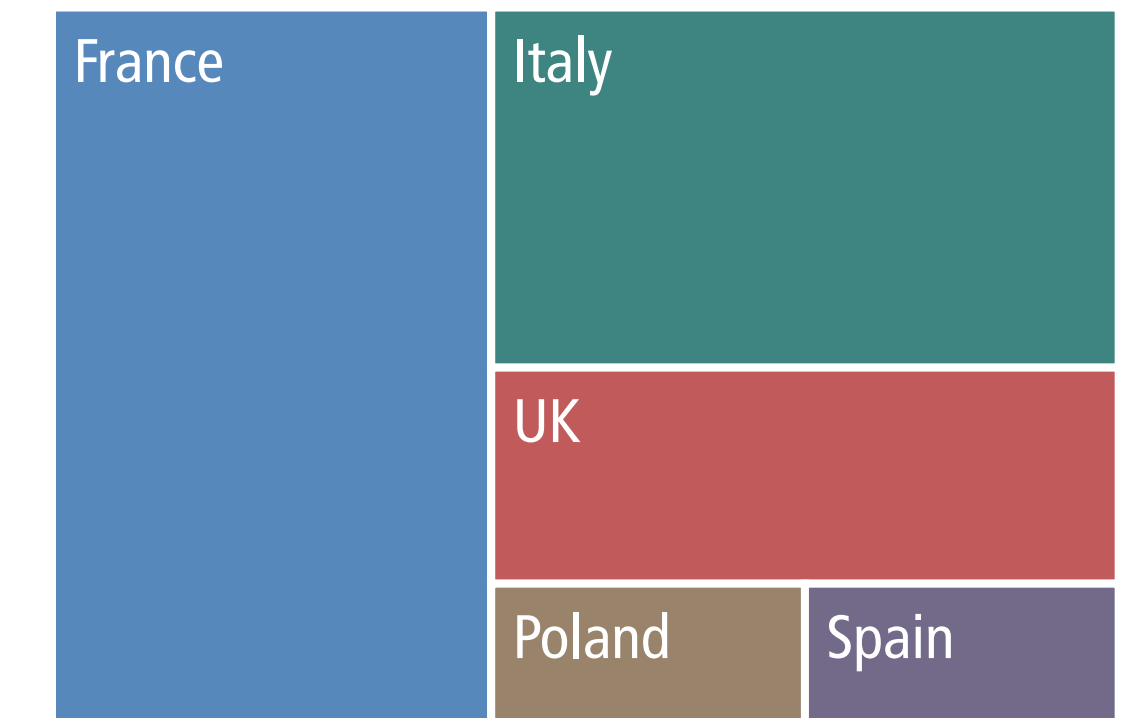
First Rank




Second Rank



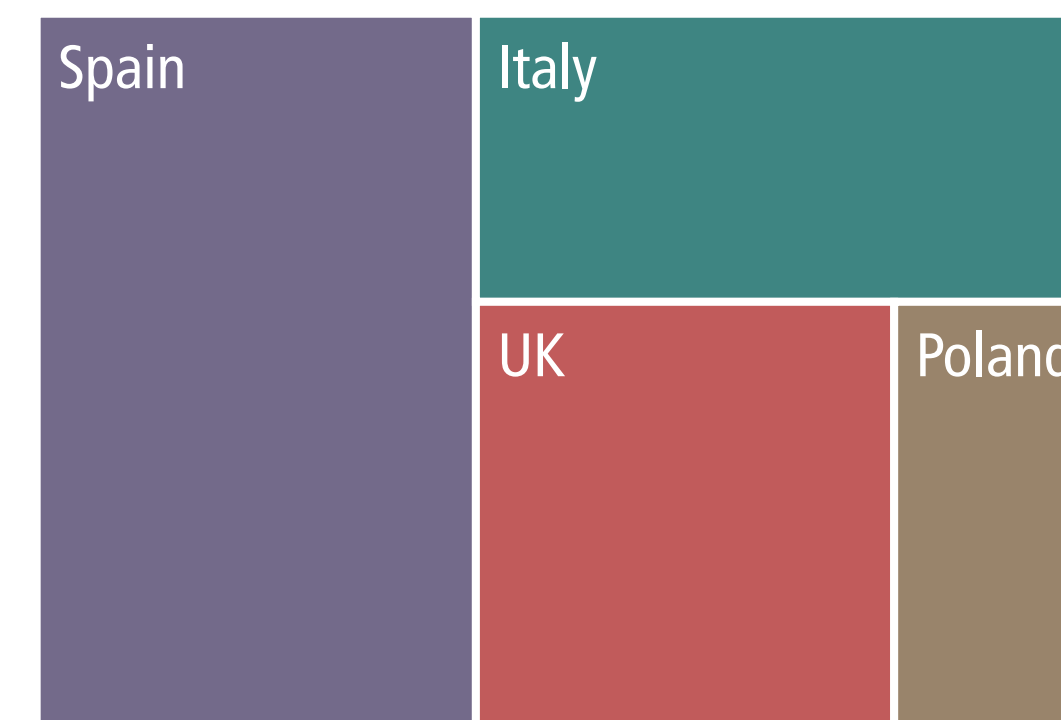
Third Rank




Fourth Rank



Fifth Rank



Sixth Rank



Number of respondents: 17. Size of rectangles corresponds with respondents' respective rankings. Countries with equal values are sorted from A-Z.

# Big Six Fiscal Policy Ranking by Denmark


Q6

“Please rank the six large EU member states according to their influence on EU fiscal policy over the past five years. (first rank being the most influential)”

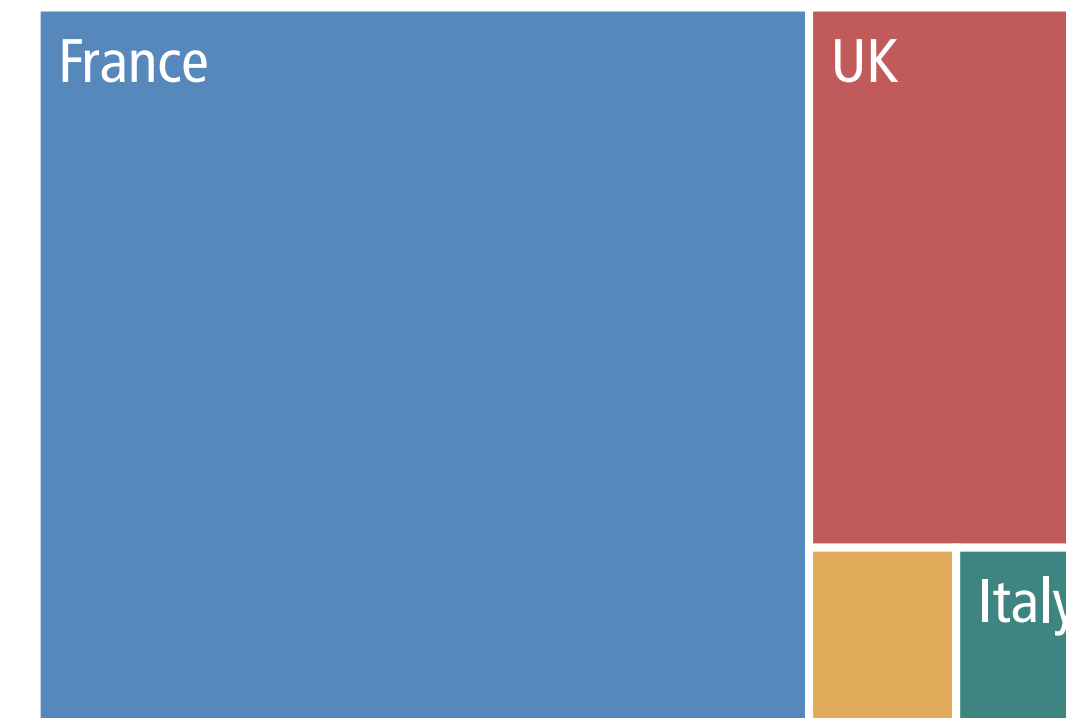
EU Big Six Founding Six	Affluent Seven Southern Seven Visegrád Four
Austria	Italy
Belgium	Latvia
Bulgaria	Lithuania
Croatia	Luxembourg
Cyprus	Malta
Czech Rep.	Netherlands
<b>Denmark</b>	Poland
Estonia	Portugal
Finland	Romania
France	Slovakia
Germany	Slovenia
Greece	Spain
Hungary	Sweden
Ireland	UK

- Influence Overview
- Big Six Overall EU Policy
- Big Six Fiscal Policy**
- Big Six Foreign and Security Policy
- Affluent Seven
- Other Countries

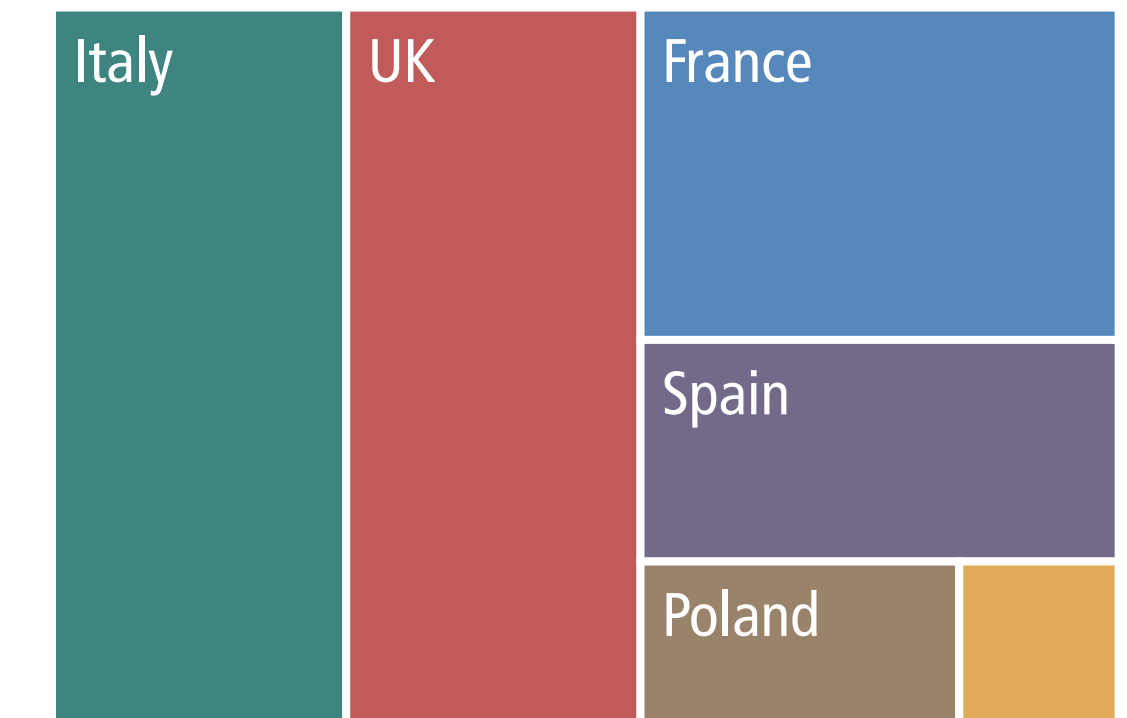
First Rank




Second Rank




Third Rank



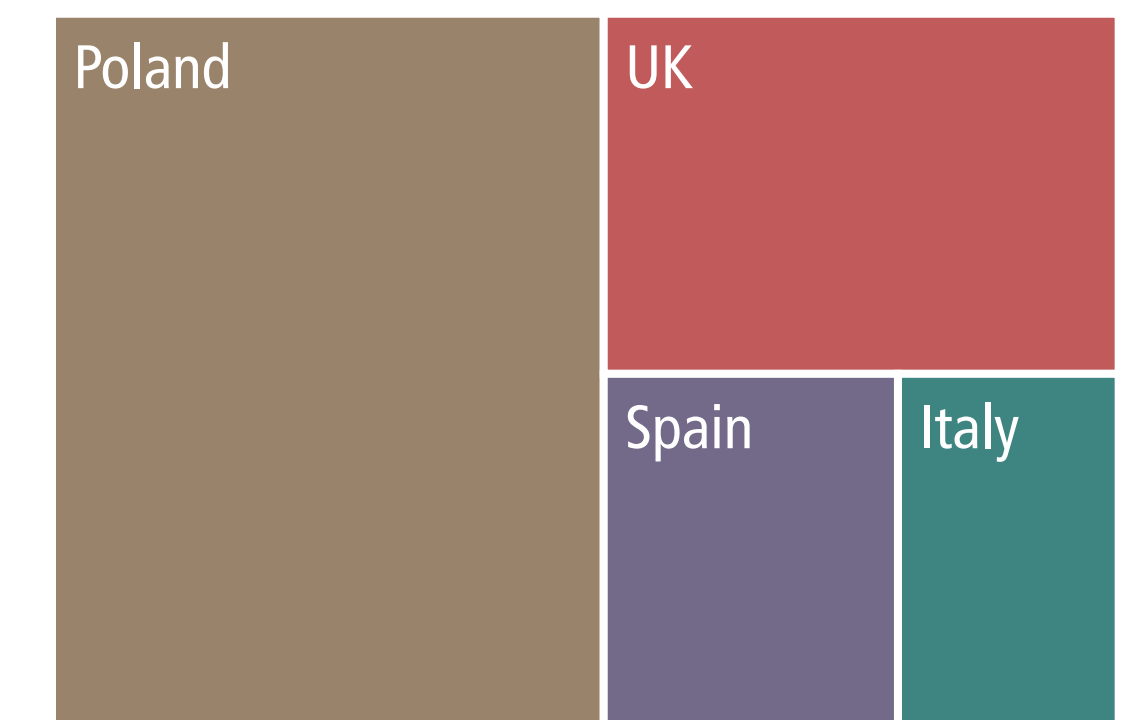
Fourth Rank



Fifth Rank



Sixth Rank



Number of respondents: 29. Size of rectangles corresponds with respondents' respective rankings. Countries with equal values are sorted from A-Z.

# Big Six Fiscal Policy Ranking by Estonia


Q6

“Please rank the six large EU member states according to their influence on EU fiscal policy over the past five years. (first rank being the most influential)”

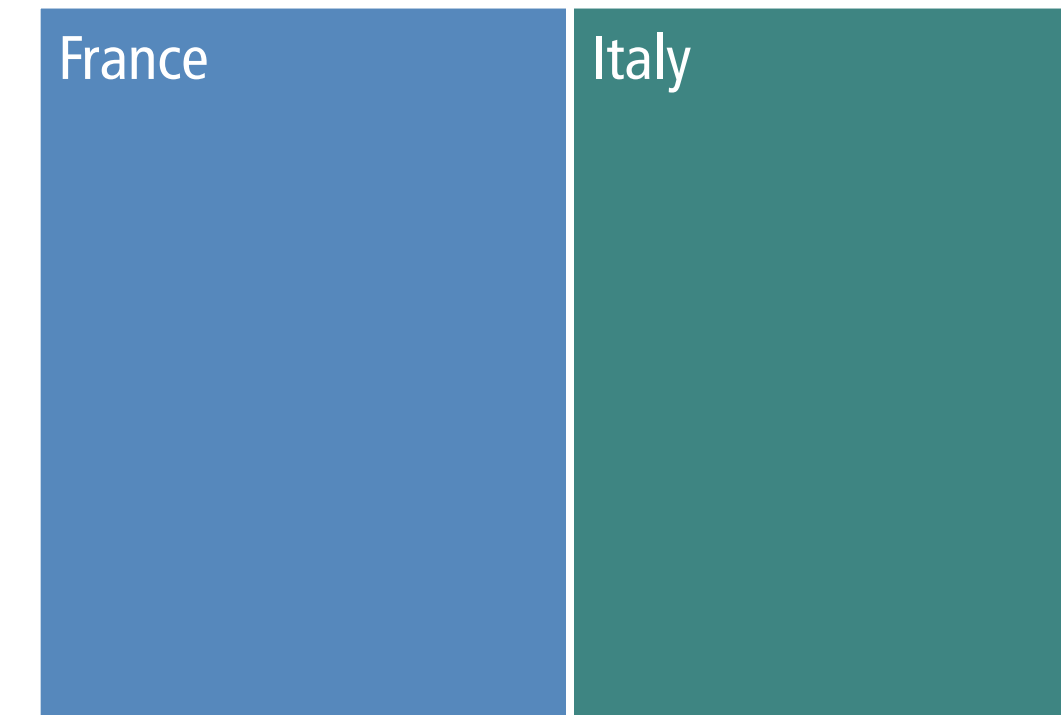
EU Big Six Founding Six	Affluent Seven Southern Seven Visegrád Four
Austria	Italy
Belgium	Latvia
Bulgaria	Lithuania
Croatia	Luxembourg
Cyprus	Malta
Czech Rep.	Netherlands
Denmark	Poland
<b>Estonia</b>	Portugal
Finland	Romania
France	Slovakia
Germany	Slovenia
Greece	Spain
Hungary	Sweden
Ireland	UK

- Influence Overview
- Big Six Overall EU Policy
- Big Six Fiscal Policy**
- Big Six Foreign and Security Policy
- Affluent Seven
- Other Countries

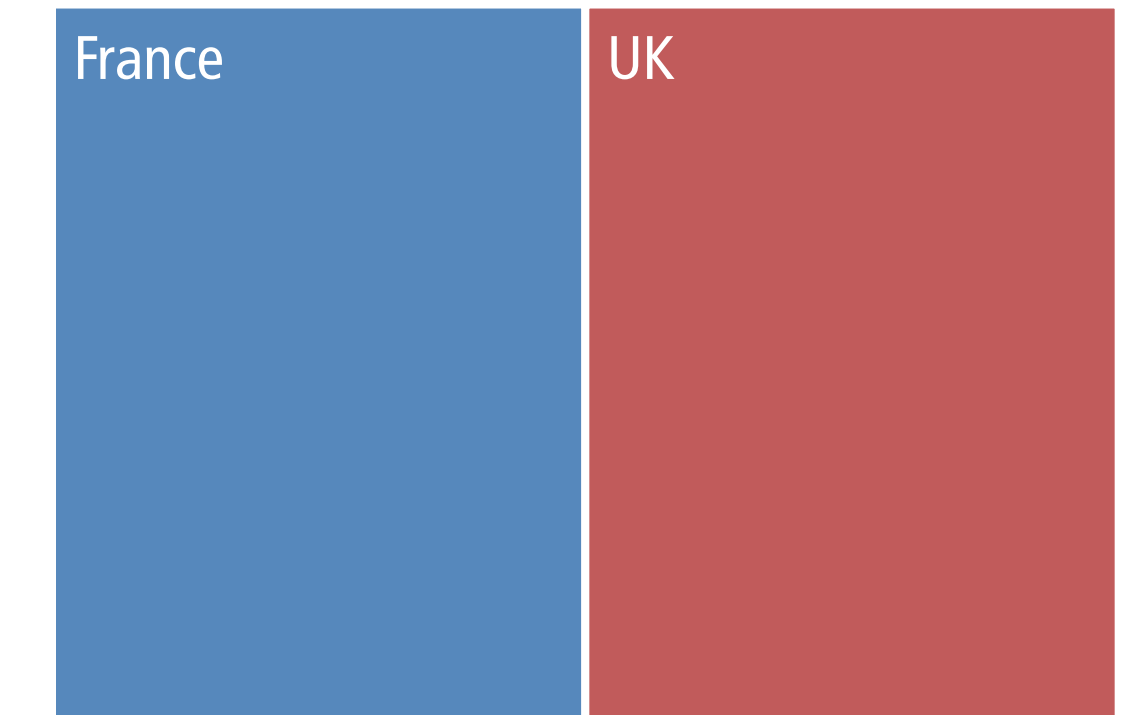
## First Rank




## Second Rank




## Third Rank



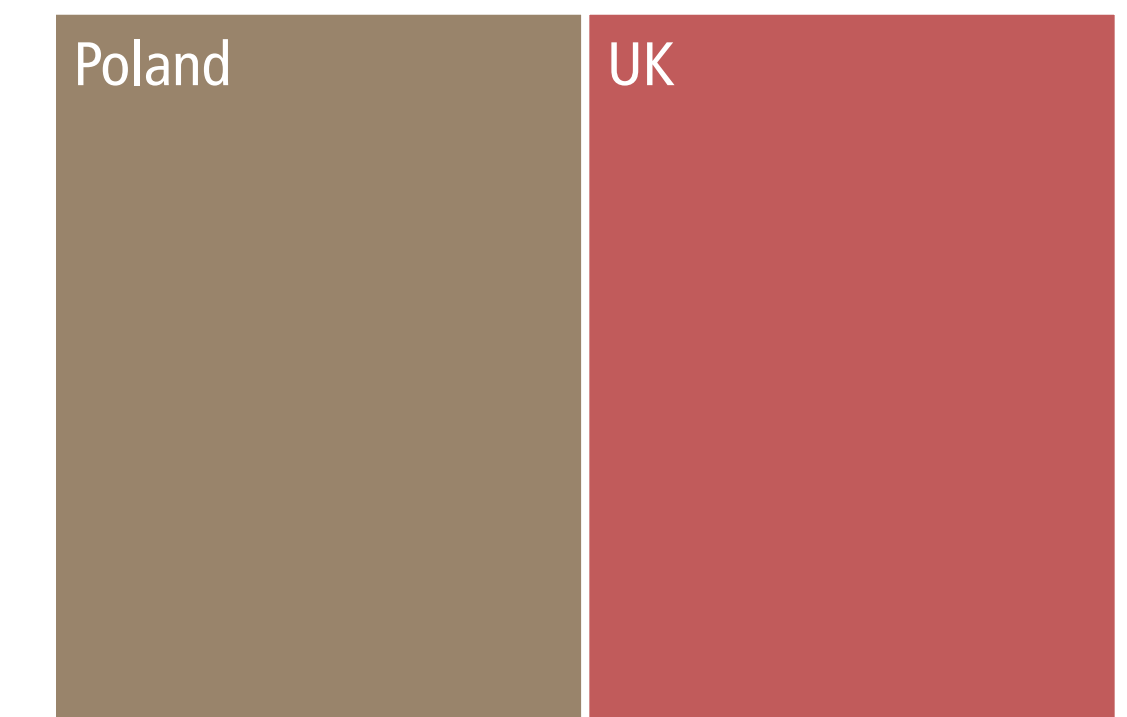
## Fourth Rank



## Fifth Rank



## Sixth Rank



Number of respondents: 2. Size of rectangles corresponds with respondents' respective rankings. Countries with equal values are sorted from A-Z.

# Big Six Fiscal Policy Ranking by Finland


Q6

“Please rank the six large EU member states according to their influence on EU fiscal policy over the past five years. (first rank being the most influential)”

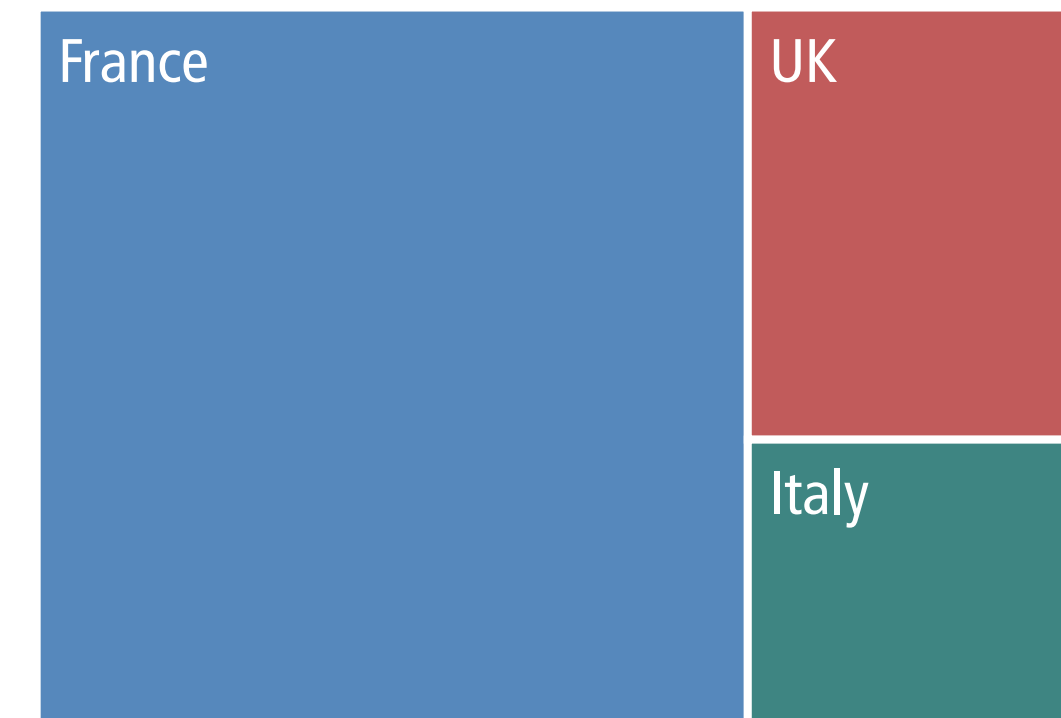
EU Big Six Founding Six	Affluent Seven Southern Seven Visegrád Four
Austria	Italy
Belgium	Latvia
Bulgaria	Lithuania
Croatia	Luxembourg
Cyprus	Malta
Czech Rep.	Netherlands
Denmark	Poland
Estonia	Portugal
<b>Finland</b>	Romania
France	Slovakia
Germany	Slovenia
Greece	Spain
Hungary	Sweden
Ireland	UK

- Influence Overview
- Big Six Overall EU Policy
- Big Six Fiscal Policy**
- Big Six Foreign and Security Policy
- Affluent Seven
- Other Countries

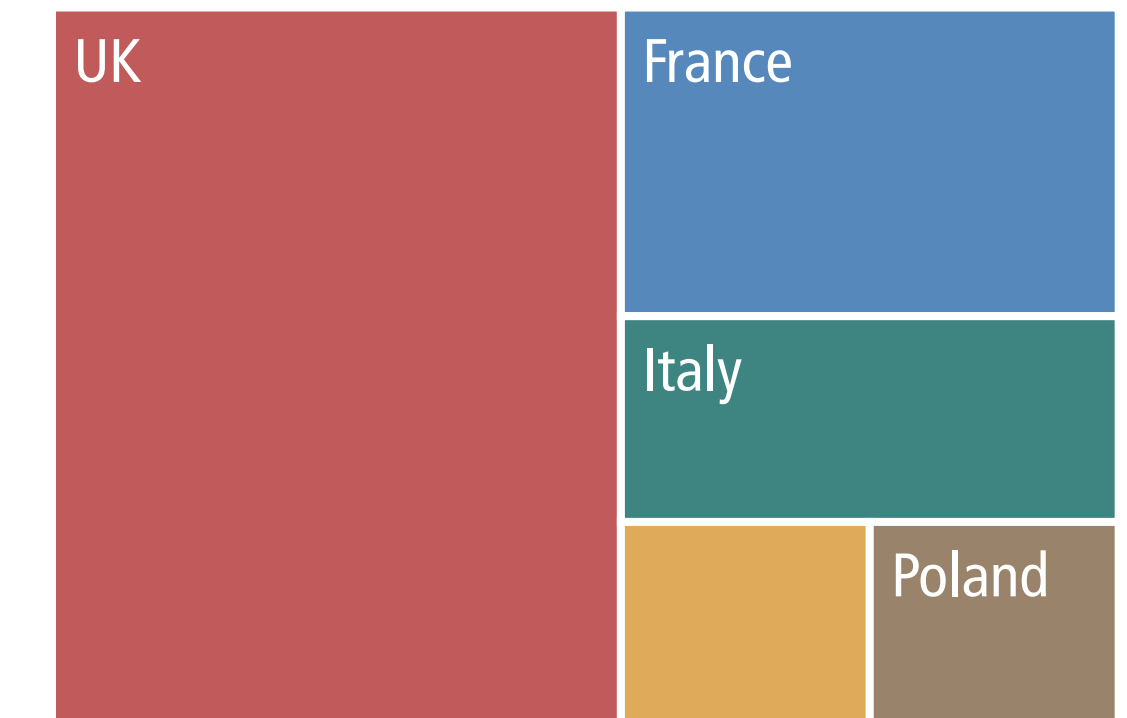
First Rank




Second Rank




Third Rank




Fourth Rank



Fifth Rank



Sixth Rank



Number of respondents: 15. Size of rectangles corresponds with respondents' respective rankings. Countries with equal values are sorted from A-Z.



# Big Six Fiscal Policy Ranking by France


Q6

“Please rank the six large EU member states according to their influence on EU fiscal policy over the past five years. (first rank being the most influential)”

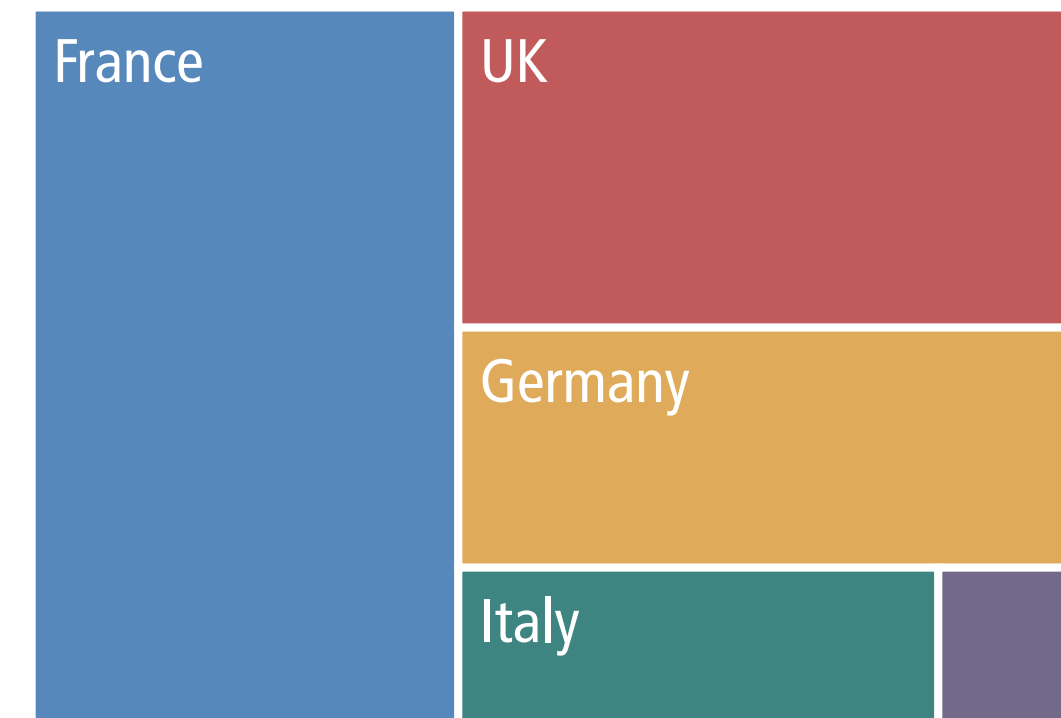
EU Big Six Founding Six	Affluent Seven Southern Seven Visegrád Four
Austria	Italy
Belgium	Latvia
Bulgaria	Lithuania
Croatia	Luxembourg
Cyprus	Malta
Czech Rep.	Netherlands
Denmark	Poland
Estonia	Portugal
Finland	Romania
<b>France</b>	Slovakia
Germany	Slovenia
Greece	Spain
Hungary	Sweden
Ireland	UK

- Influence Overview
- Big Six Overall EU Policy
- Big Six Fiscal Policy**
- Big Six Foreign and Security Policy
- Affluent Seven
- Other Countries

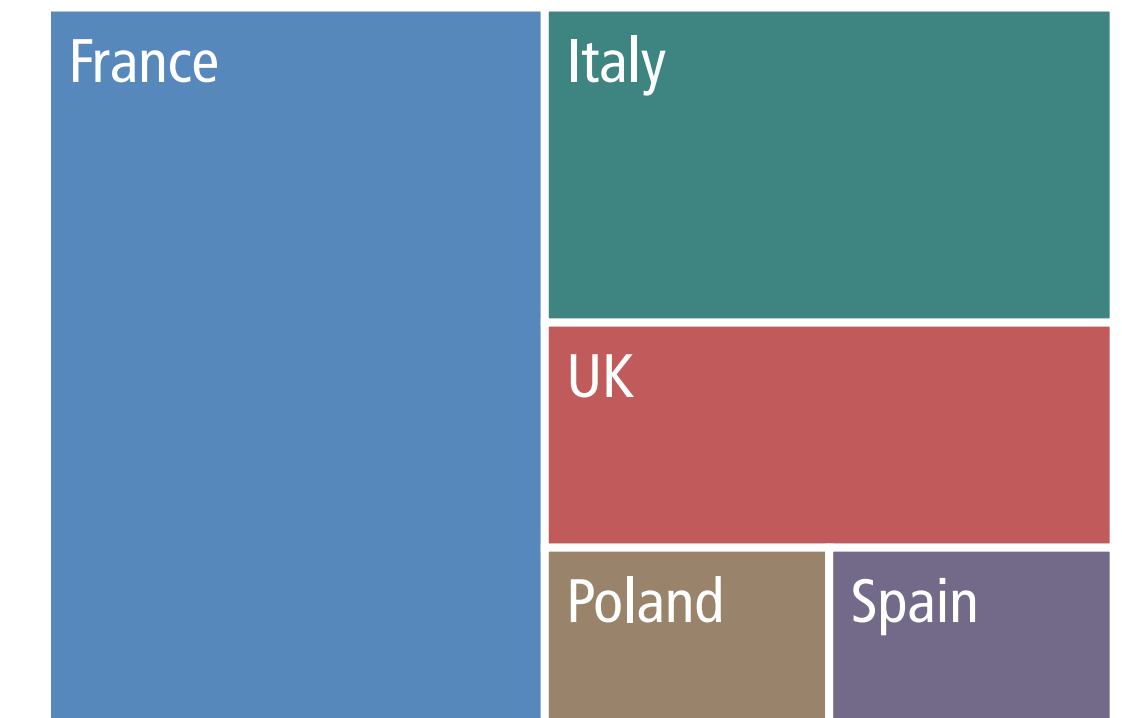
First Rank



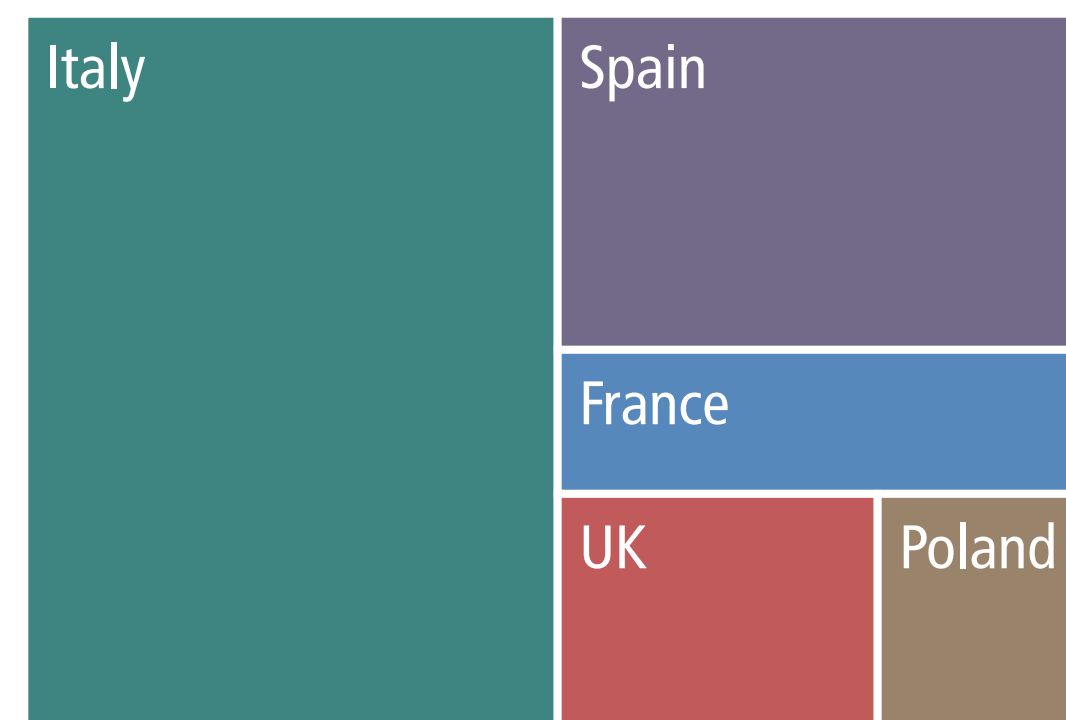
Second Rank




Third Rank




Fourth Rank



Fifth Rank



Sixth Rank



Number of respondents: 30. Size of rectangles corresponds with respondents' respective rankings. Countries with equal values are sorted from A-Z.

# Big Six Fiscal Policy Ranking by Germany


Q6

“Please rank the six large EU member states according to their influence on EU fiscal policy over the past five years. (first rank being the most influential)”

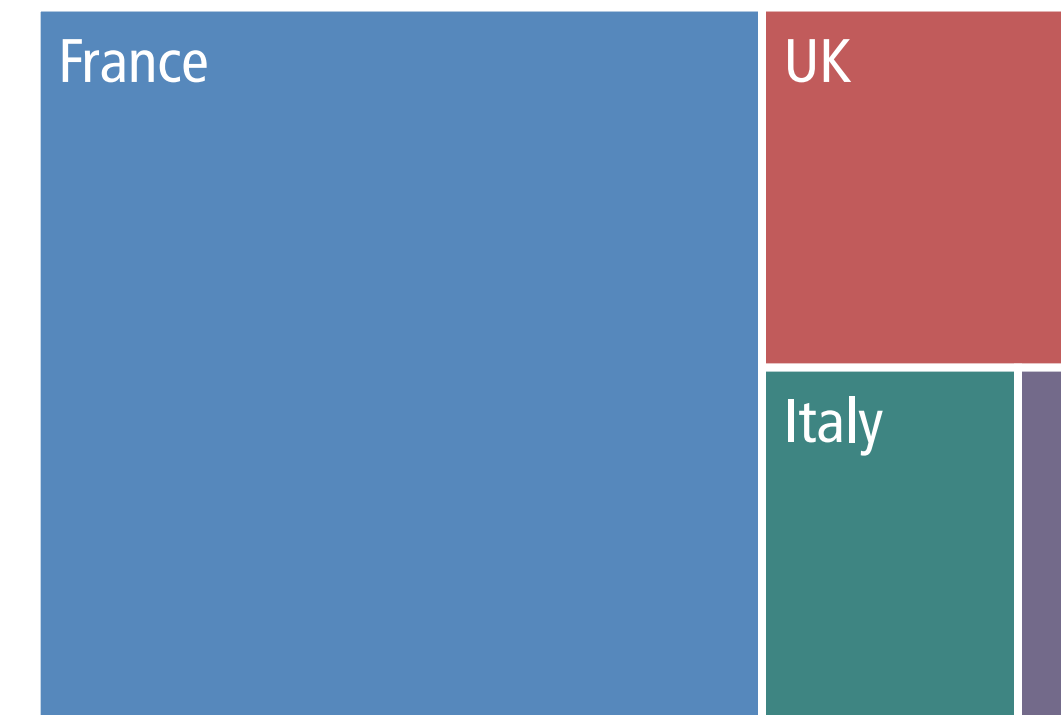
EU Big Six Founding Six	Affluent Seven Southern Seven Visegrád Four
Austria	Italy
Belgium	Latvia
Bulgaria	Lithuania
Croatia	Luxembourg
Cyprus	Malta
Czech Rep.	Netherlands
Denmark	Poland
Estonia	Portugal
Finland	Romania
France	Slovakia
<b>Germany</b>	Slovenia
Greece	Spain
Hungary	Sweden
Ireland	UK

- Influence Overview
- Big Six Overall EU Policy
- Big Six Fiscal Policy**
- Big Six Foreign and Security Policy
- Affluent Seven
- Other Countries


First Rank



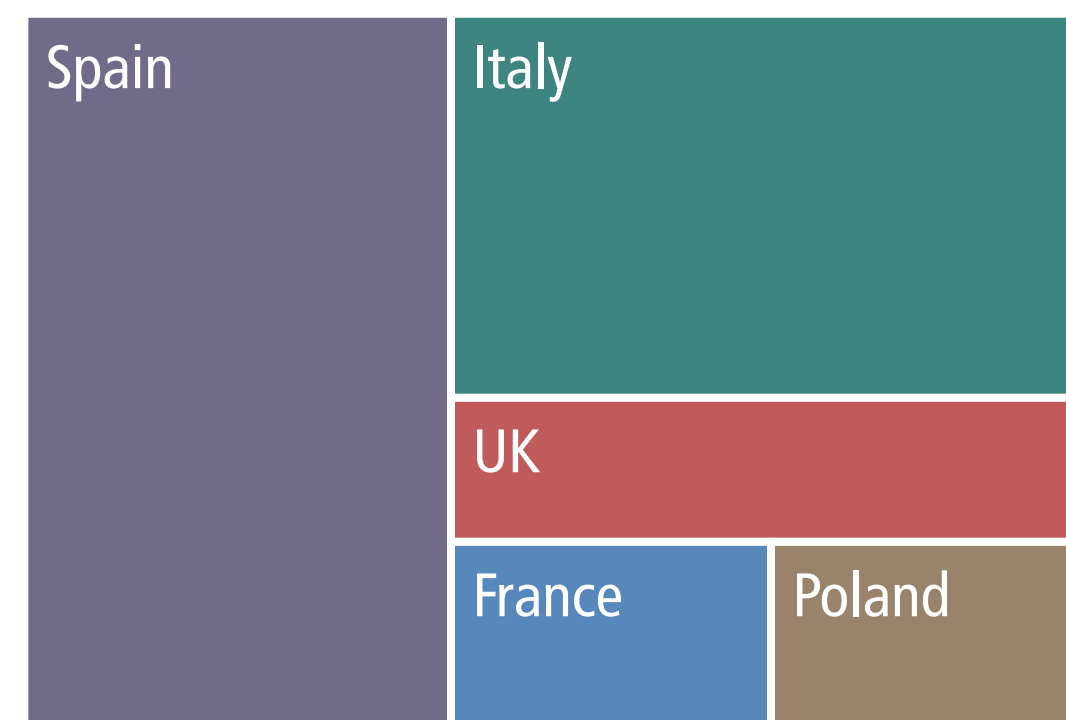
Second Rank




Third Rank




Fourth Rank



Fifth Rank



Sixth Rank



Number of respondents: 25. Size of rectangles corresponds with respondents' respective rankings. Countries with equal values are sorted from A-Z.

# Big Six Fiscal Policy Ranking by Greece


Q6

“Please rank the six large EU member states according to their influence on EU fiscal policy over the past five years. (first rank being the most influential)”

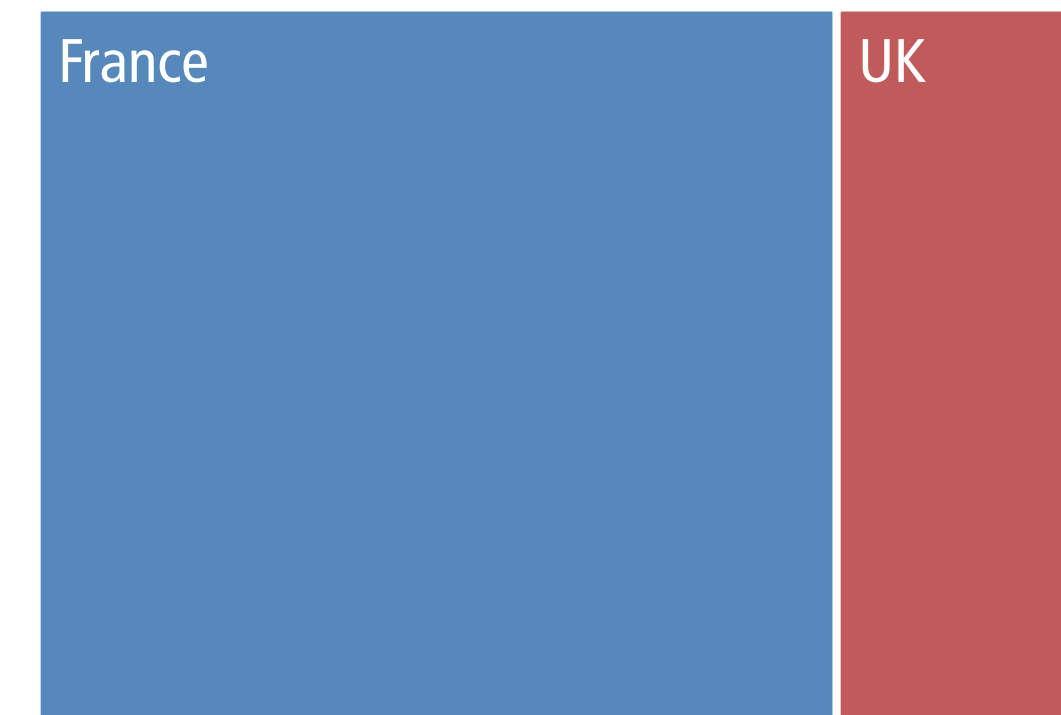
EU Big Six Founding Six	Affluent Seven Southern Seven Visegrád Four
Austria	Italy
Belgium	Latvia
Bulgaria	Lithuania
Croatia	Luxembourg
Cyprus	Malta
Czech Rep.	Netherlands
Denmark	Poland
Estonia	Portugal
Finland	Romania
France	Slovakia
Germany	Slovenia
<b>Greece</b>	Spain
Hungary	Sweden
Ireland	UK

- Influence Overview
- Big Six Overall EU Policy
- Big Six Fiscal Policy**
- Big Six Foreign and Security Policy
- Affluent Seven
- Other Countries

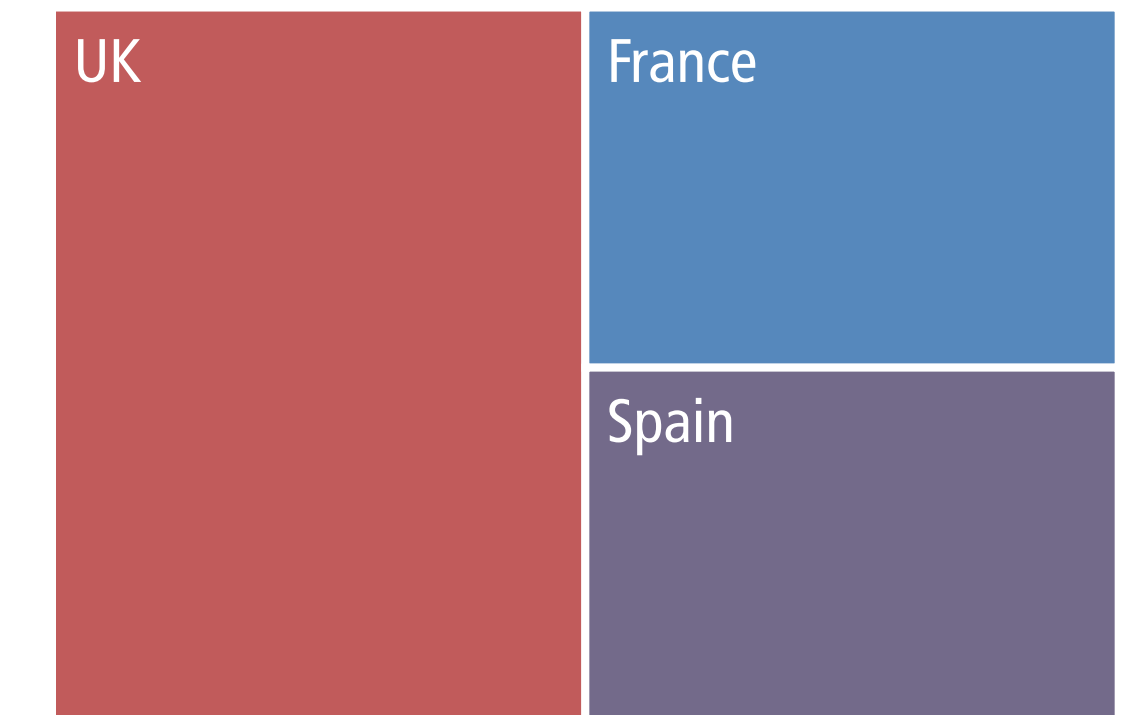
First Rank




Second Rank



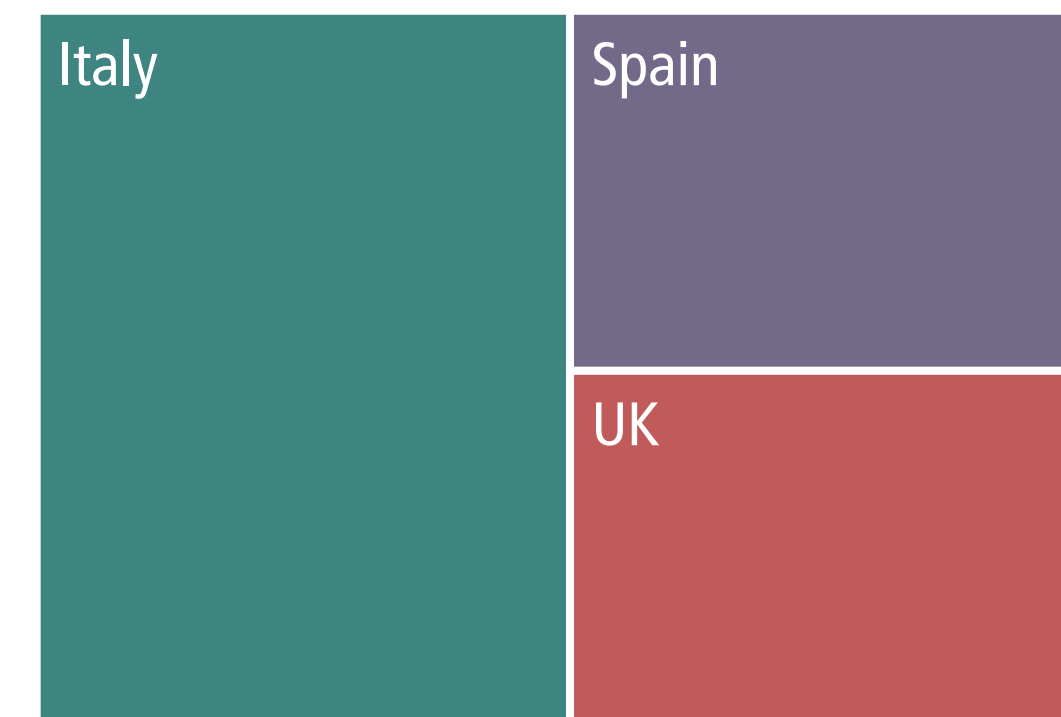
Third Rank



Fourth Rank



Fifth Rank



Sixth Rank



Number of respondents: 4. Size of rectangles corresponds with respondents' respective rankings. Countries with equal values are sorted from A-Z.

# Big Six Fiscal Policy Ranking by Hungary

Q6

“Please rank the six large EU member states according to their influence on EU fiscal policy over the past five years. (first rank being the most influential)”

EU Big Six Founding Six	Affluent Seven Southern Seven Visegrád Four
Austria	Italy
Belgium	Latvia
Bulgaria	Lithuania
Croatia	Luxembourg
Cyprus	Malta
Czech Rep.	Netherlands
Denmark	Poland
Estonia	Portugal
Finland	Romania
France	Slovakia
Germany	Slovenia
Greece	Spain
<b>Hungary</b>	Sweden
Ireland	UK

Influence Overview

Big Six Overall EU Policy


**Big Six Fiscal Policy**

Big Six Foreign and Security Policy

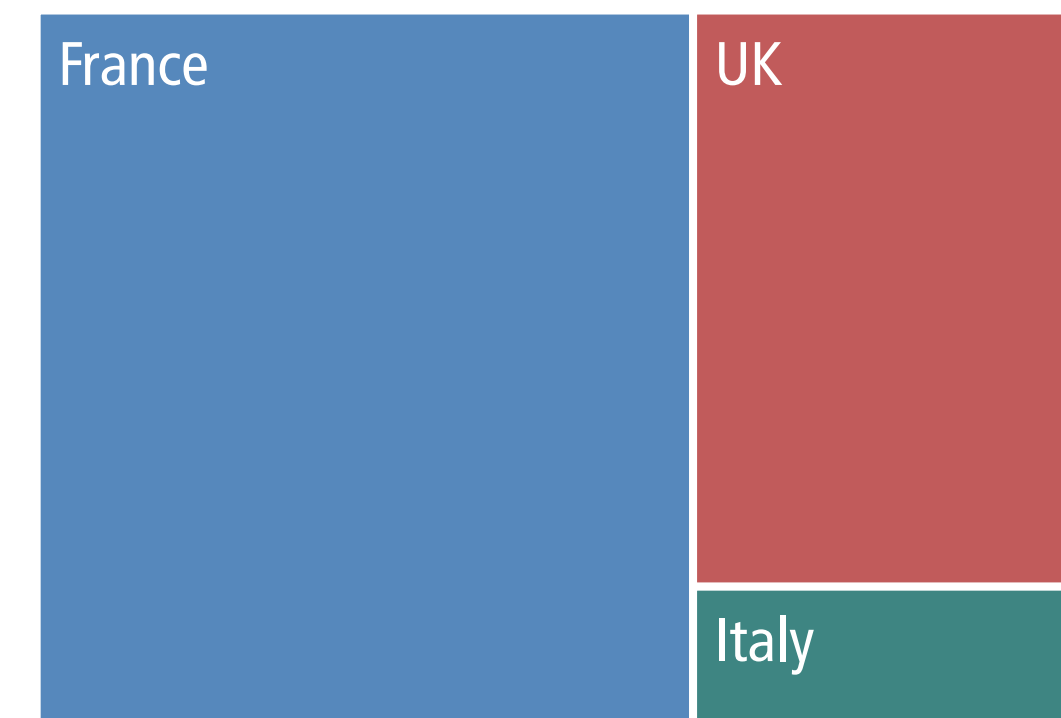
Affluent Seven

Other Countries

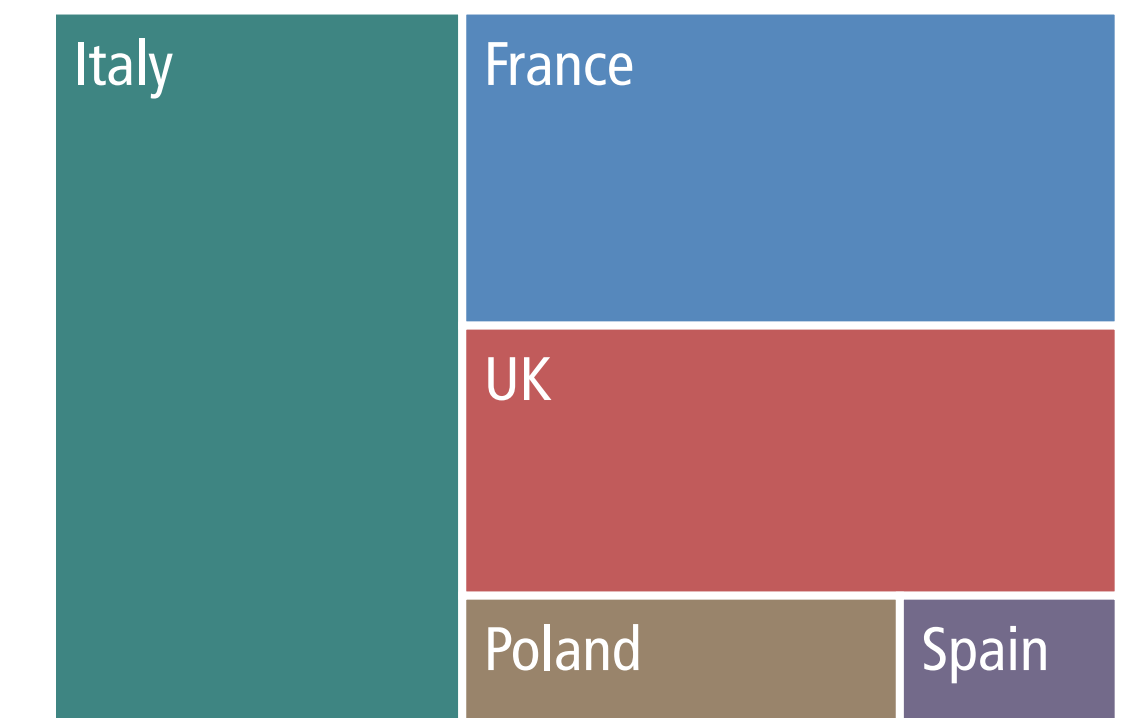
First Rank




Second Rank



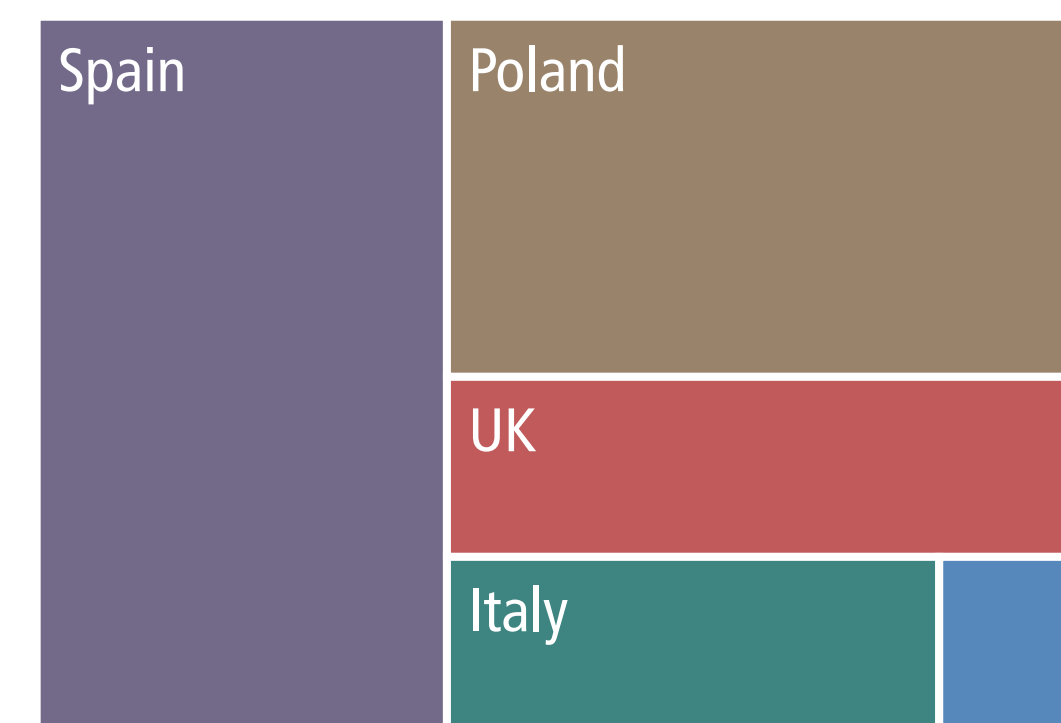
Third Rank



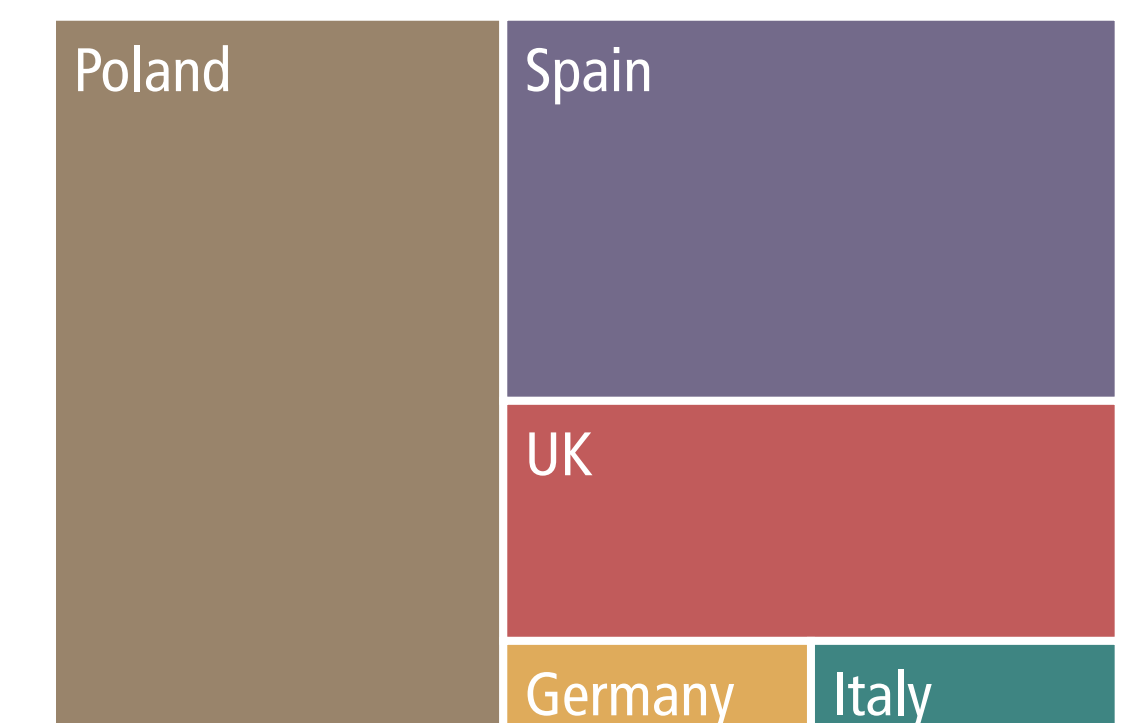
Fourth Rank



Fifth Rank



Sixth Rank



Number of respondents: 26. Size of rectangles corresponds with respondents' respective rankings. Countries with equal values are sorted from A-Z.

# Big Six Fiscal Policy Ranking by Ireland


Q6

“Please rank the six large EU member states according to their influence on EU fiscal policy over the past five years. (first rank being the most influential)”

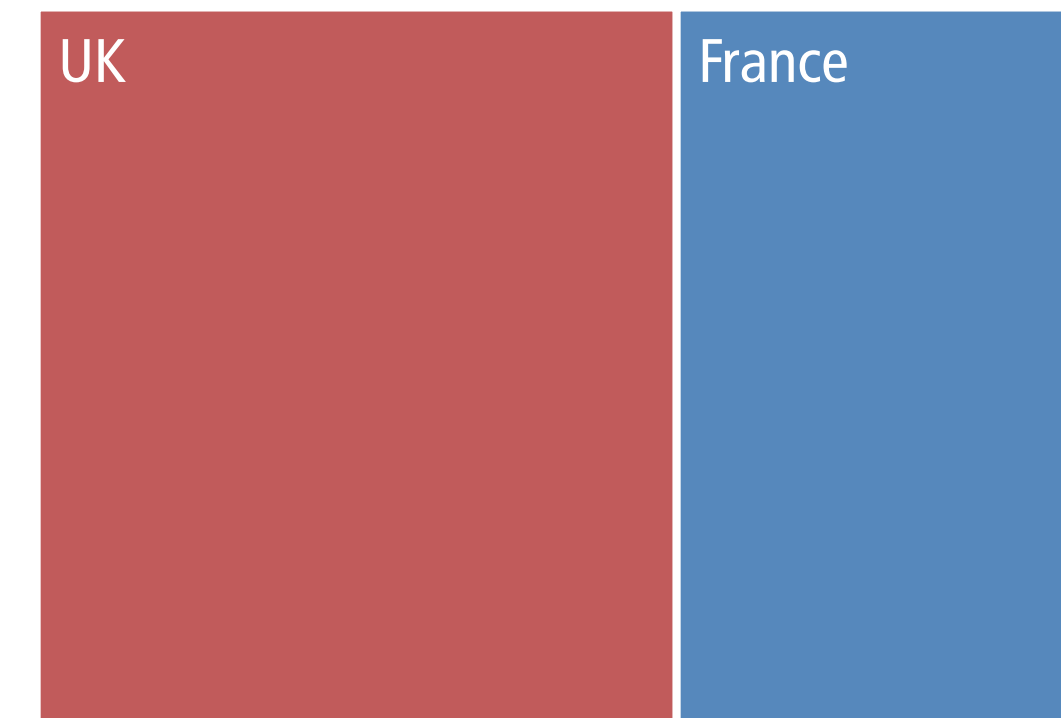
EU Big Six Founding Six	Affluent Seven Southern Seven Visegrád Four
Austria	Italy
Belgium	Latvia
Bulgaria	Lithuania
Croatia	Luxembourg
Cyprus	Malta
Czech Rep.	Netherlands
Denmark	Poland
Estonia	Portugal
Finland	Romania
France	Slovakia
Germany	Slovenia
Greece	Spain
Hungary	Sweden
<b>Ireland</b>	UK

- Influence Overview
- Big Six Overall EU Policy
- Big Six Fiscal Policy**
- Big Six Foreign and Security Policy
- Affluent Seven
- Other Countries

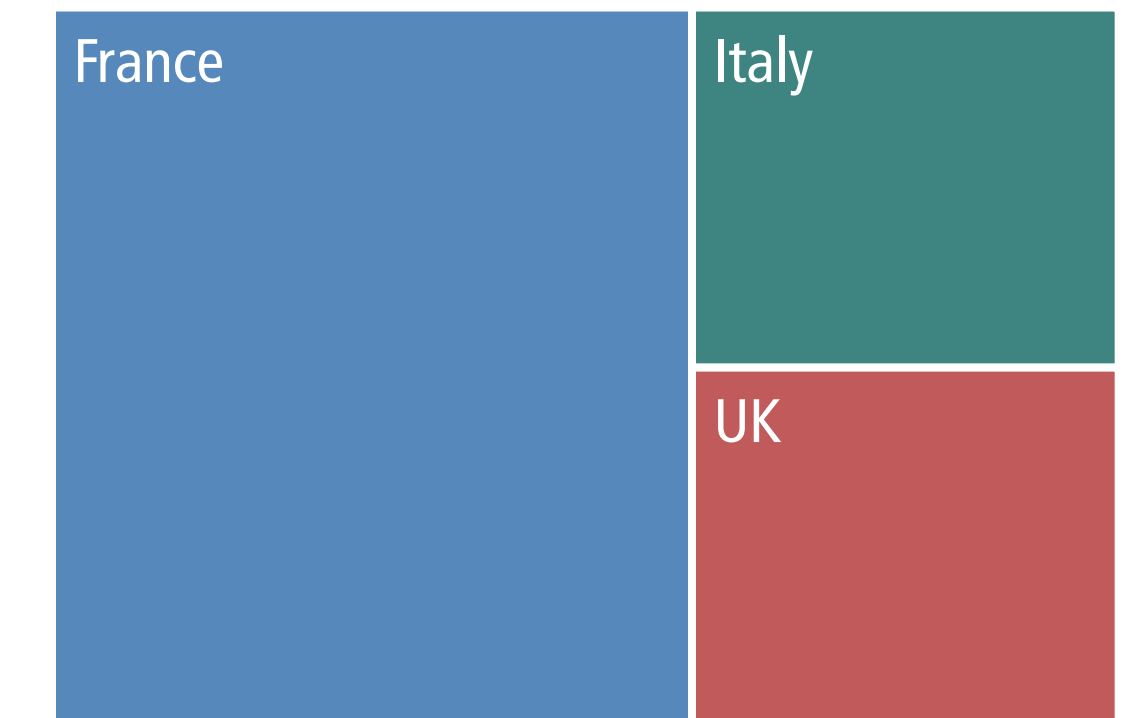
First Rank




Second Rank




Third Rank




Fourth Rank



Fifth Rank



Sixth Rank



Number of respondents: 5. Size of rectangles corresponds with respondents' respective rankings. Countries with equal values are sorted from A-Z.

# Big Six Fiscal Policy Ranking by Italy


Q6

“Please rank the six large EU member states according to their influence on EU fiscal policy over the past five years. (first rank being the most influential)”

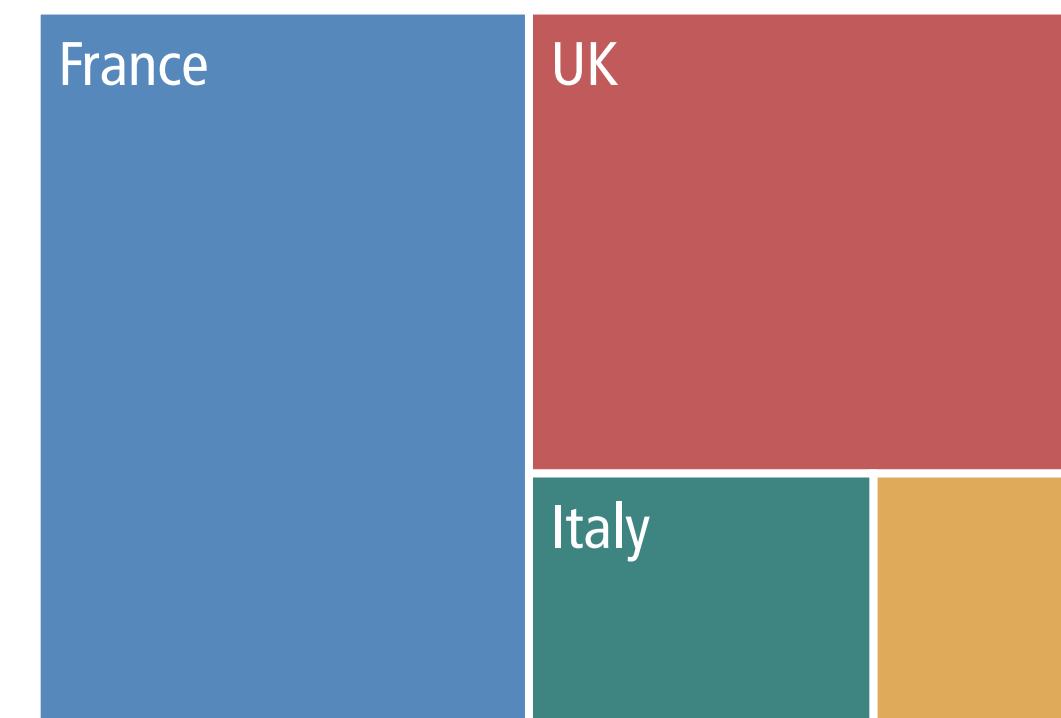
EU Big Six Founding Six	Affluent Seven Southern Seven Visegrád Four
Austria	<b>Italy</b>
Belgium	Latvia
Bulgaria	Lithuania
Croatia	Luxembourg
Cyprus	Malta
Czech Rep.	Netherlands
Denmark	Poland
Estonia	Portugal
Finland	Romania
France	Slovakia
Germany	Slovenia
Greece	Spain
Hungary	Sweden
Ireland	UK

- Influence Overview
- Big Six Overall EU Policy
- Big Six Fiscal Policy**
- Big Six Foreign and Security Policy
- Affluent Seven
- Other Countries

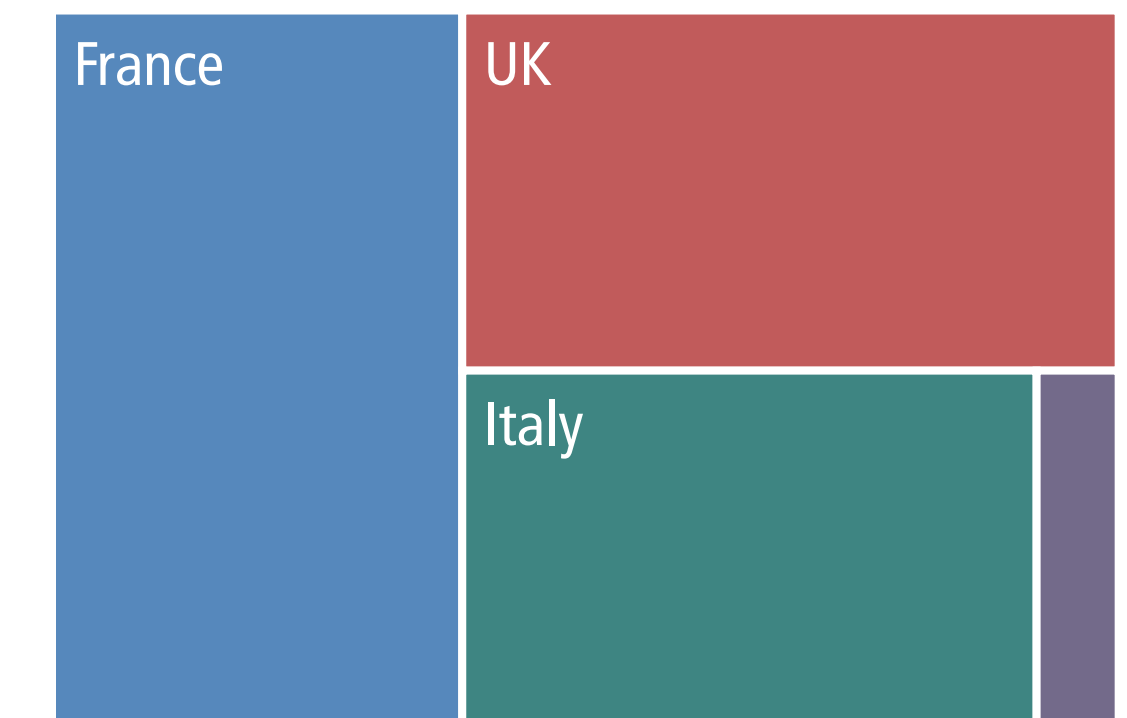
First Rank



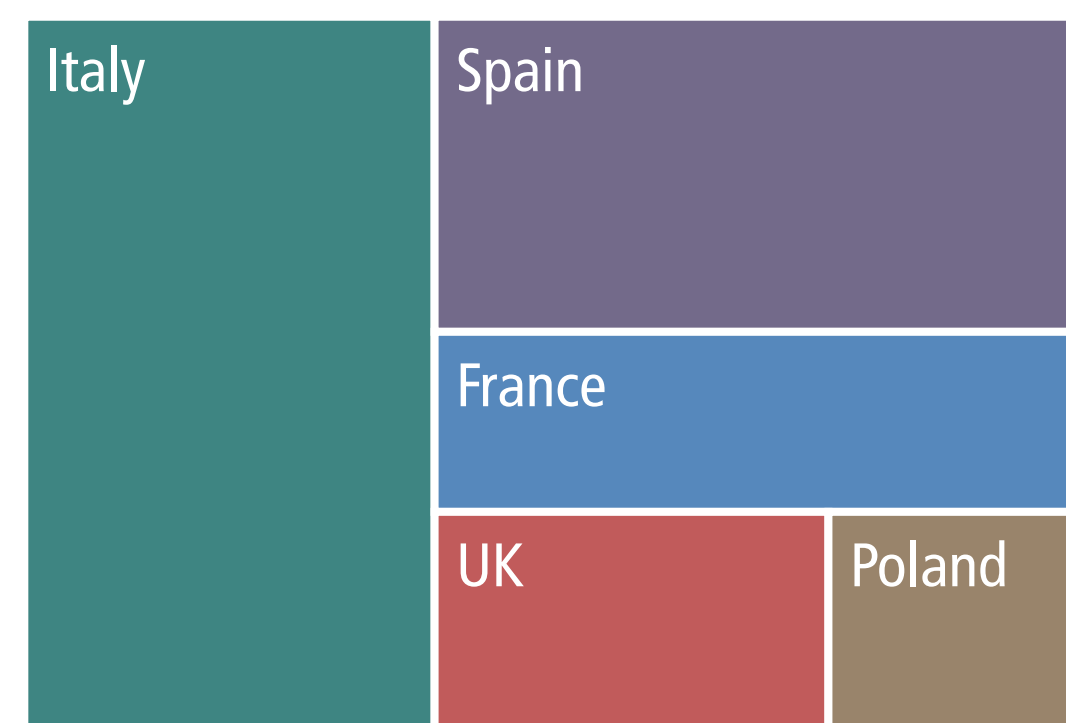
Second Rank




Third Rank




Fourth Rank



Fifth Rank



Sixth Rank



Number of respondents: 26. Size of rectangles corresponds with respondents' respective rankings. Countries with equal values are sorted from A-Z.

# Big Six Fiscal Policy Ranking by Latvia

Q6

“Please rank the six large EU member states according to their influence on EU fiscal policy over the past five years. (first rank being the most influential)”

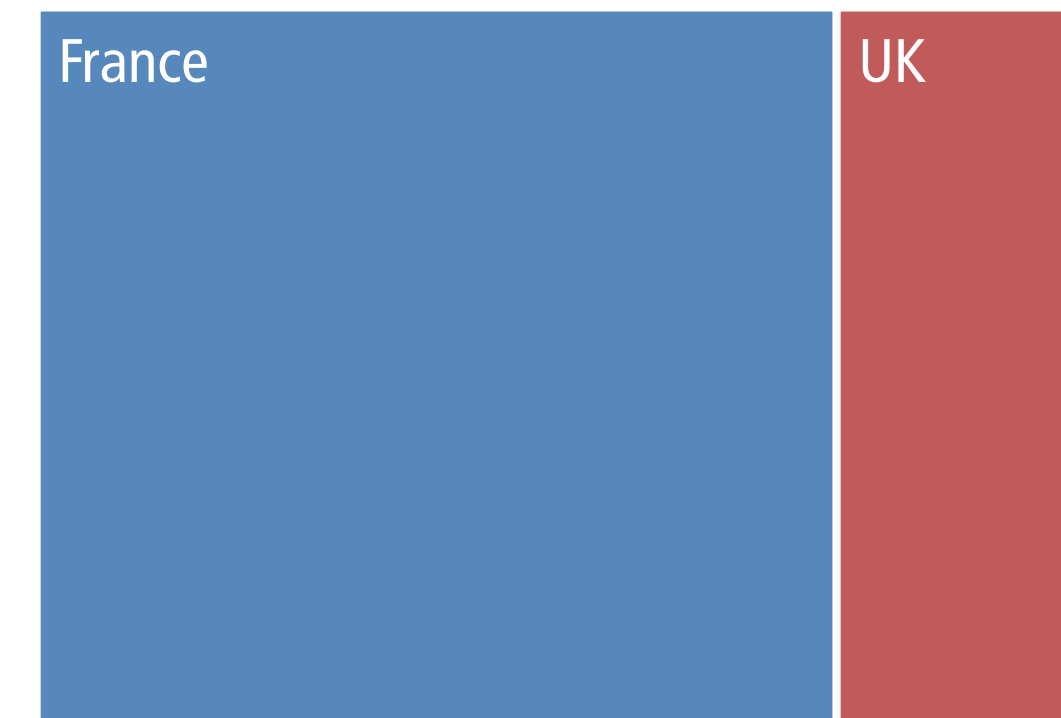
EU Big Six Founding Six	Affluent Seven Southern Seven Visegrád Four
Austria	Italy
Belgium	Latvia
Bulgaria	Lithuania
Croatia	Luxembourg
Cyprus	Malta
Czech Rep.	Netherlands
Denmark	Poland
Estonia	Portugal
Finland	Romania
France	Slovakia
Germany	Slovenia
Greece	Spain
Hungary	Sweden
Ireland	UK

- Influence Overview
- Big Six Overall EU Policy
- Big Six Fiscal Policy**
- Big Six Foreign and Security Policy
- Affluent Seven
- Other Countries


First Rank




Second Rank



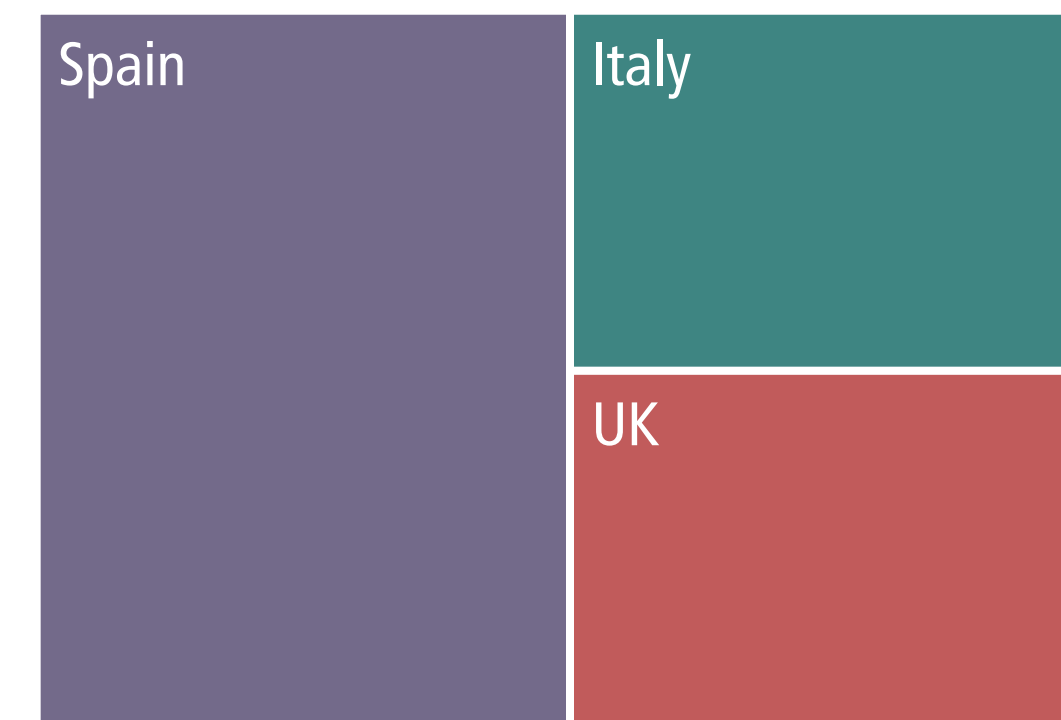
Third Rank



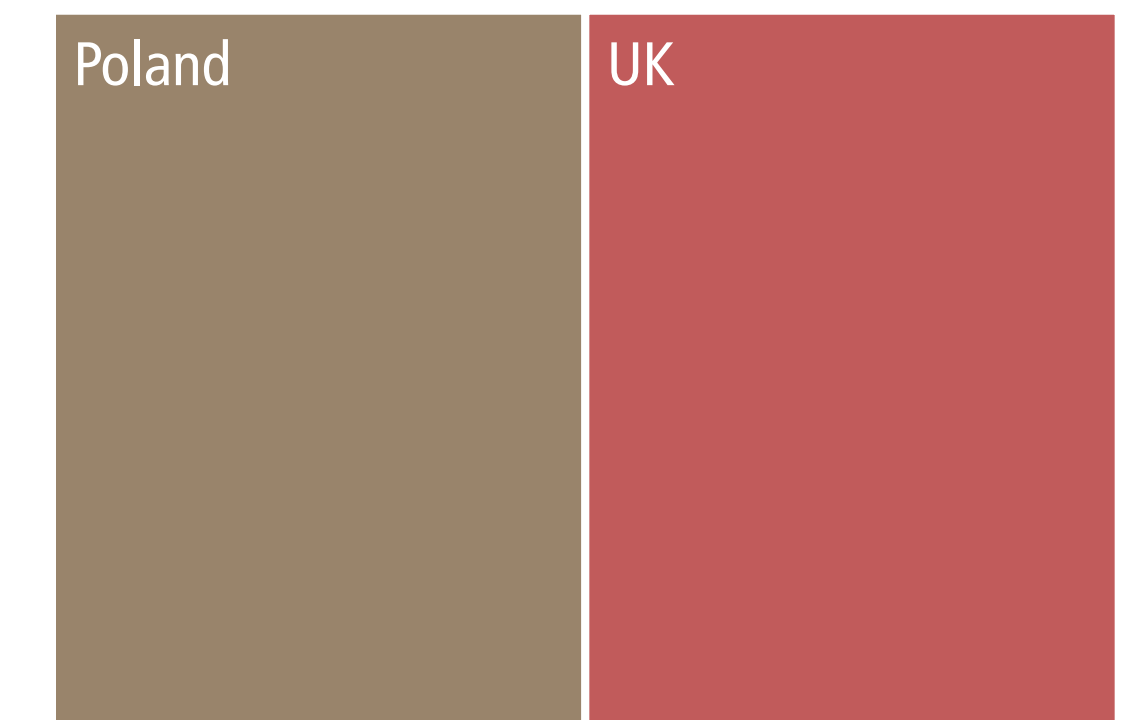
Fourth Rank



Fifth Rank



Sixth Rank



Number of respondents: 4. Size of rectangles corresponds with respondents' respective rankings. Countries with equal values are sorted from A-Z.

# Big Six Fiscal Policy Ranking by Lithuania


Q6

“Please rank the six large EU member states according to their influence on EU fiscal policy over the past five years. (first rank being the most influential)”

EU Big Six Founding Six	Affluent Seven Southern Seven Visegrád Four
Austria	Italy
Belgium	Latvia
Bulgaria	<b>Lithuania</b>
Croatia	Luxembourg
Cyprus	Malta
Czech Rep.	Netherlands
Denmark	Poland
Estonia	Portugal
Finland	Romania
France	Slovakia
Germany	Slovenia
Greece	Spain
Hungary	Sweden
Ireland	UK

- Influence Overview
- Big Six Overall EU Policy
- Big Six Fiscal Policy**
- Big Six Foreign and Security Policy
- Affluent Seven
- Other Countries

First Rank



Second Rank




Third Rank




Fourth Rank



Fifth Rank



Sixth Rank



Number of respondents: 7. Size of rectangles corresponds with respondents' respective rankings. Countries with equal values are sorted from A-Z.



# Big Six Fiscal Policy Ranking by Luxembourg


Q6

“Please rank the six large EU member states according to their influence on EU fiscal policy over the past five years. (first rank being the most influential)”

EU Big Six Founding Six	Affluent Seven Southern Seven Visegrád Four
Austria	Italy
Belgium	Latvia
Bulgaria	Lithuania
Croatia	<b>Luxembourg</b>
Cyprus	Malta
Czech Rep.	Netherlands
Denmark	Poland
Estonia	Portugal
Finland	Romania
France	Slovakia
Germany	Slovenia
Greece	Spain
Hungary	Sweden
Ireland	UK

- Influence Overview
- Big Six Overall EU Policy
- Big Six Fiscal Policy**
- Big Six Foreign and Security Policy
- Affluent Seven
- Other Countries

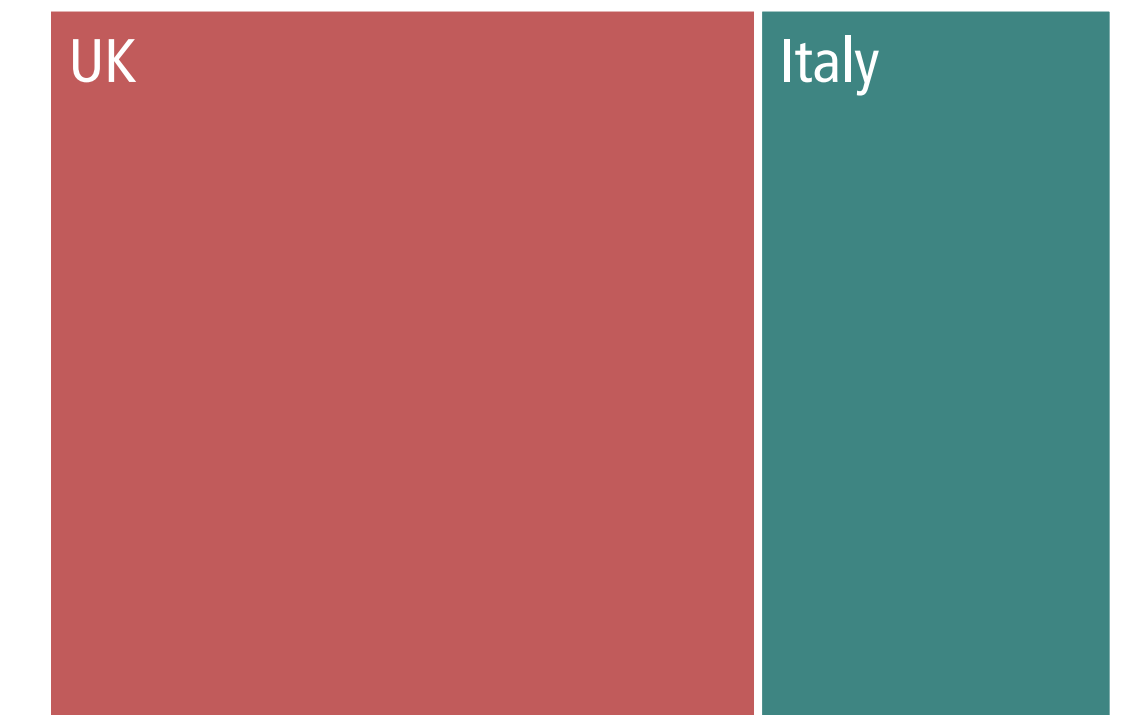
## First Rank




## Second Rank



## Third Rank



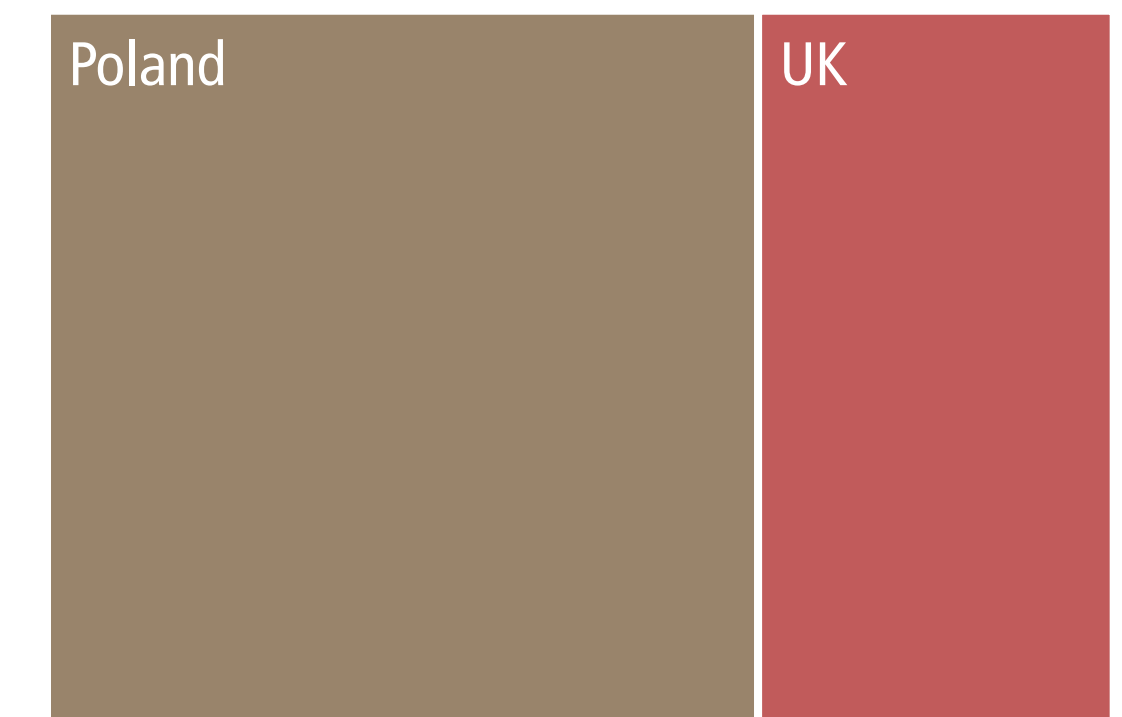
## Fourth Rank



## Fifth Rank



## Sixth Rank



Number of respondents: 3. Size of rectangles corresponds with respondents' respective rankings. Countries with equal values are sorted from A-Z.

# Big Six Fiscal Policy Ranking by Malta

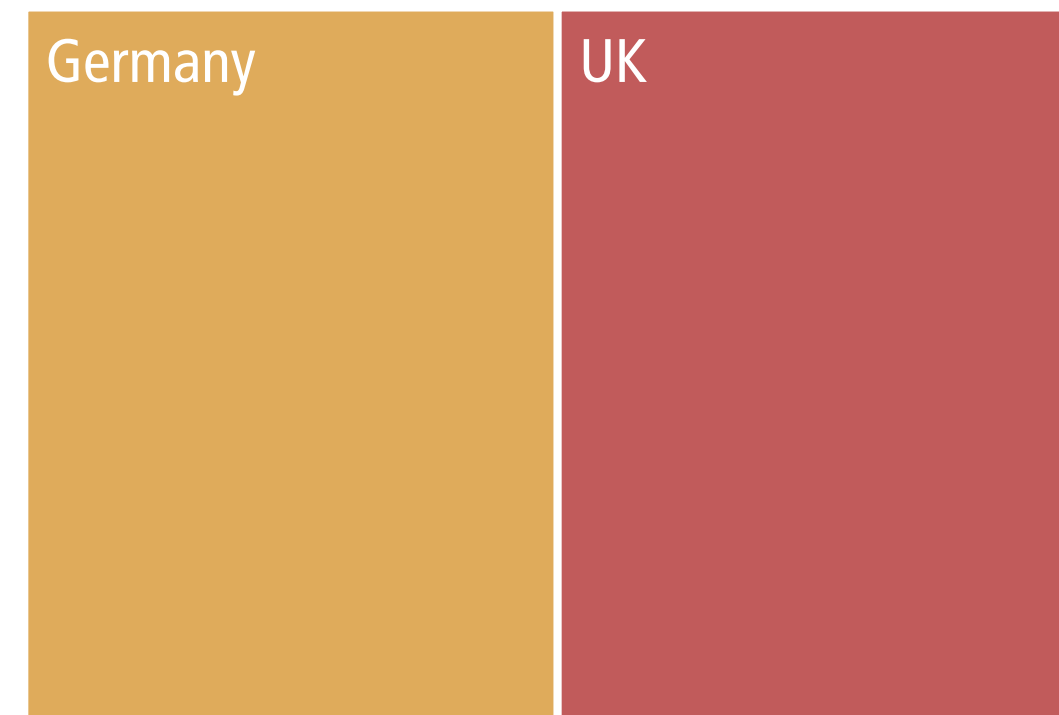
Q6

“Please rank the six large EU member states according to their influence on EU fiscal policy over the past five years. (first rank being the most influential)”

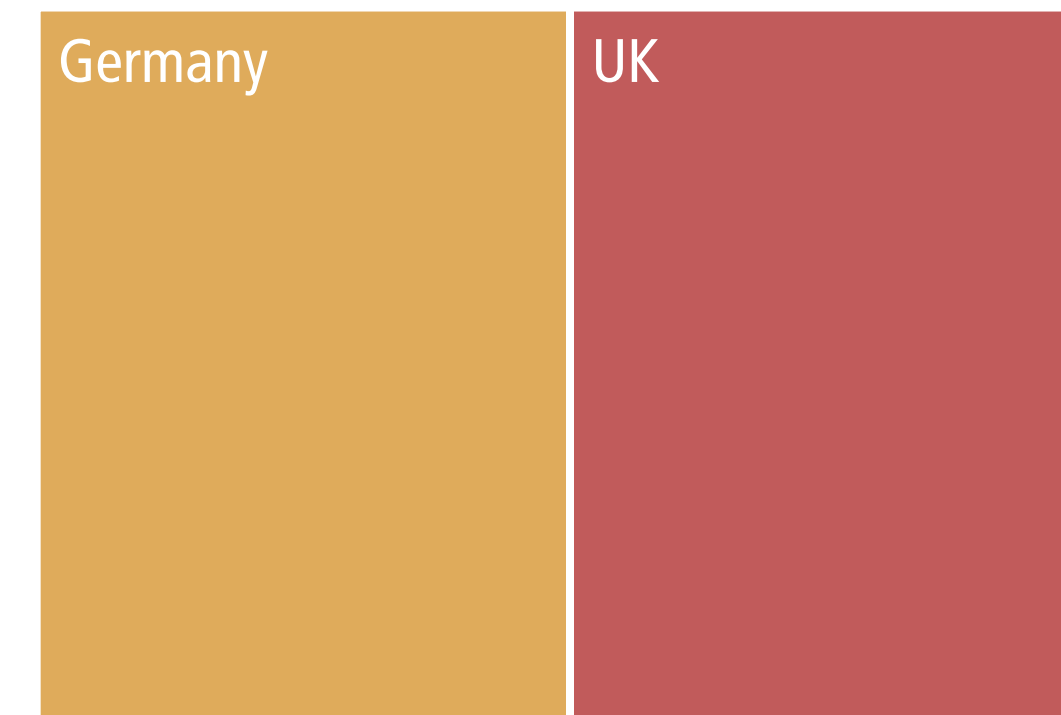
EU Big Six Founding Six	Affluent Seven Southern Seven Visegrád Four
Austria	Italy
Belgium	Latvia
Bulgaria	Lithuania
Croatia	Luxembourg
Cyprus	<b>Malta</b>
Czech Rep.	Netherlands
Denmark	Poland
Estonia	Portugal
Finland	Romania
France	Slovakia
Germany	Slovenia
Greece	Spain
Hungary	Sweden
Ireland	UK

- Influence Overview
- Big Six Overall EU Policy
- Big Six Fiscal Policy**
- Big Six Foreign and Security Policy
- Affluent Seven
- Other Countries


First Rank




Second Rank




Third Rank



Fourth Rank



Fifth Rank



Sixth Rank



Number of respondents: 2. Size of rectangles corresponds with respondents' respective rankings. Countries with equal values are sorted from A-Z.

# Big Six Fiscal Policy Ranking by Netherlands


Q6

“Please rank the six large EU member states according to their influence on EU fiscal policy over the past five years. (first rank being the most influential)”

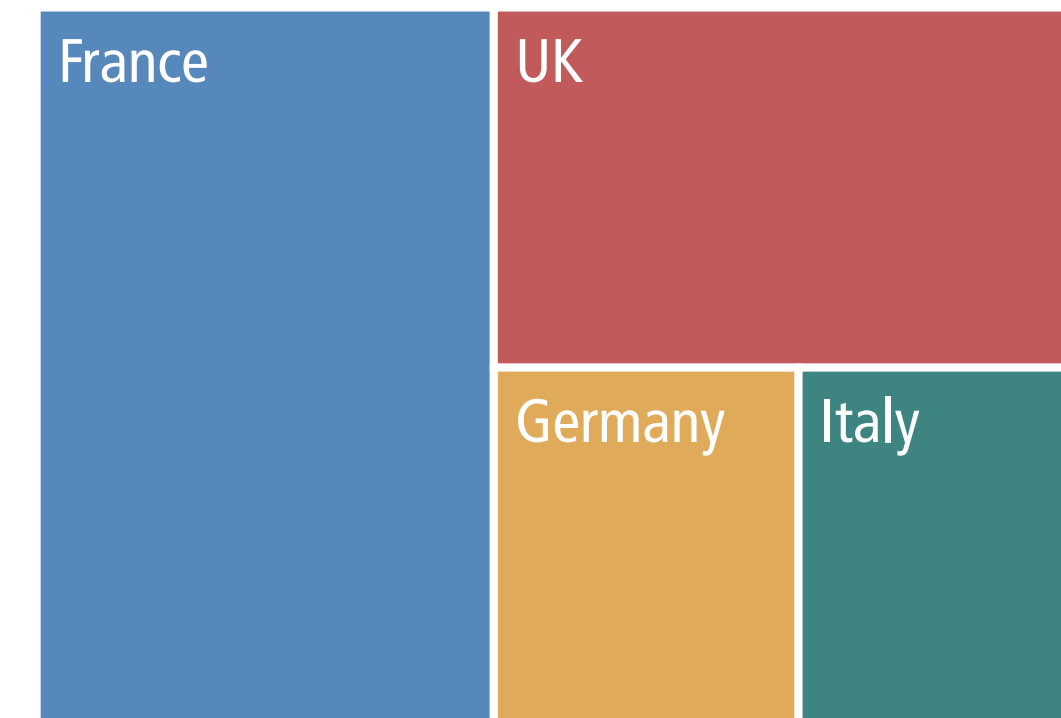
EU Big Six Founding Six	Affluent Seven Southern Seven Visegrád Four
Austria	Italy
Belgium	Latvia
Bulgaria	Lithuania
Croatia	Luxembourg
Cyprus	Malta
Czech Rep.	<b>Netherlands</b>
Denmark	Poland
Estonia	Portugal
Finland	Romania
France	Slovakia
Germany	Slovenia
Greece	Spain
Hungary	Sweden
Ireland	UK

- Influence Overview
- Big Six Overall EU Policy
- Big Six Fiscal Policy**
- Big Six Foreign and Security Policy
- Affluent Seven
- Other Countries

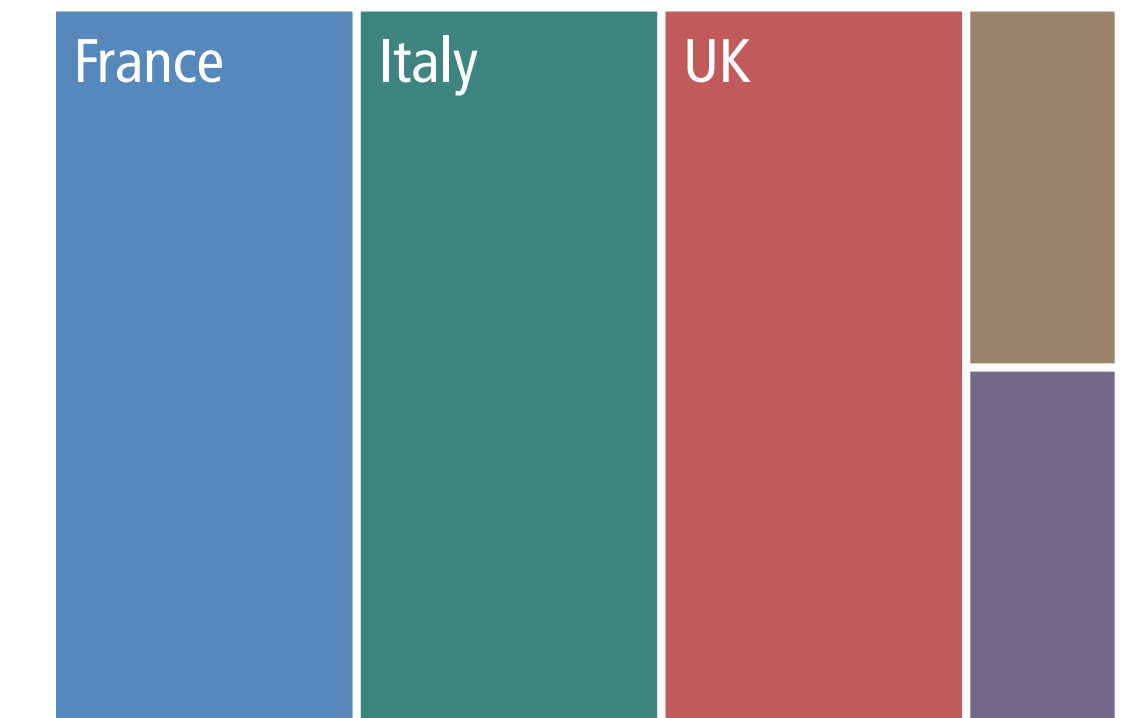
First Rank



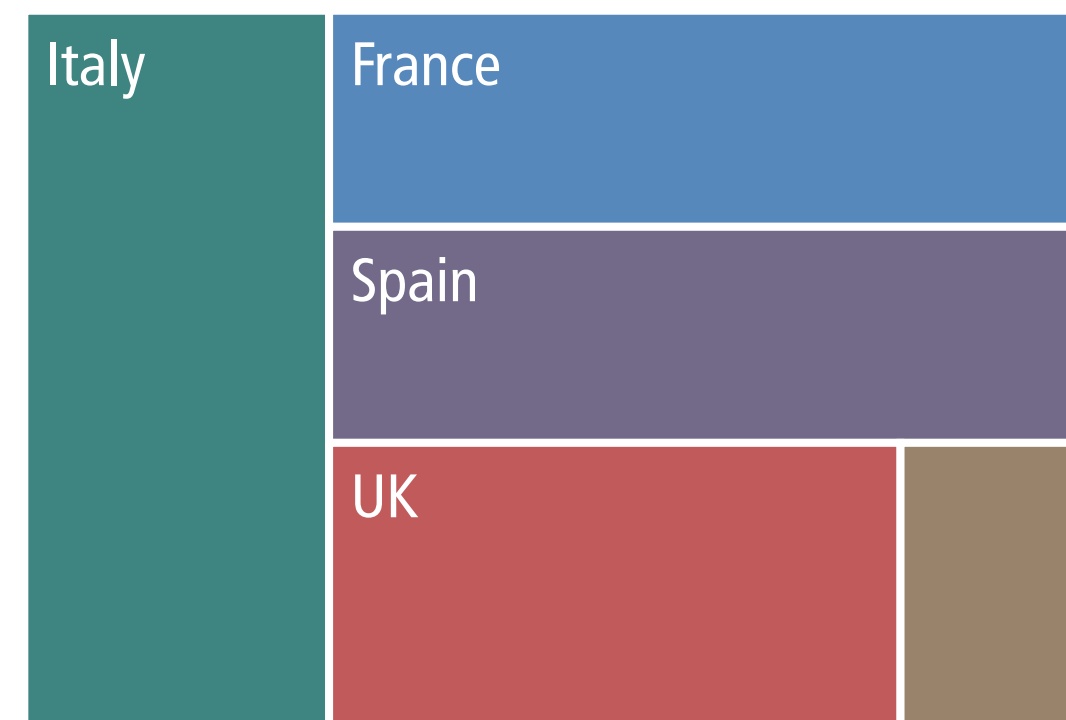
Second Rank




Third Rank




Fourth Rank



Fifth Rank



Sixth Rank



Number of respondents: 14. Size of rectangles corresponds with respondents' respective rankings. Countries with equal values are sorted from A-Z.

# Big Six Fiscal Policy Ranking by Poland


Q6

“Please rank the six large EU member states according to their influence on EU fiscal policy over the past five years. (first rank being the most influential)”

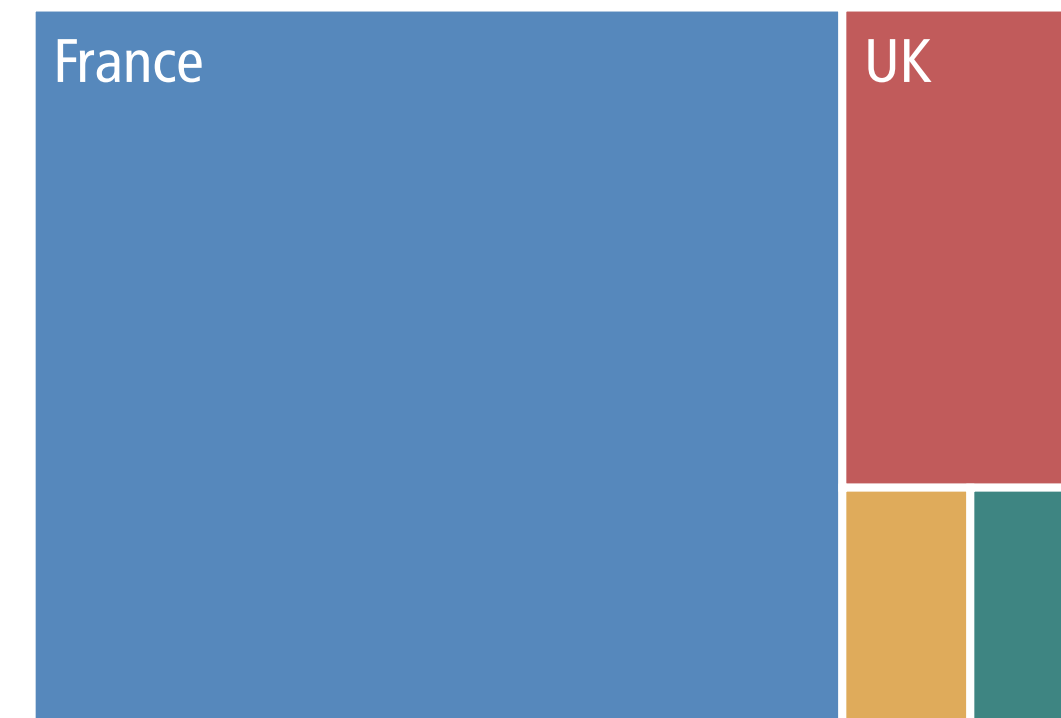
EU Big Six Founding Six	Affluent Seven Southern Seven Visegrád Four
Austria	Italy
Belgium	Latvia
Bulgaria	Lithuania
Croatia	Luxembourg
Cyprus	Malta
Czech Rep.	Netherlands
Denmark	<b>Poland</b>
Estonia	Portugal
Finland	Romania
France	Slovakia
Germany	Slovenia
Greece	Spain
Hungary	Sweden
Ireland	UK

- Influence Overview
- Big Six Overall EU Policy
- Big Six Fiscal Policy**
- Big Six Foreign and Security Policy
- Affluent Seven
- Other Countries

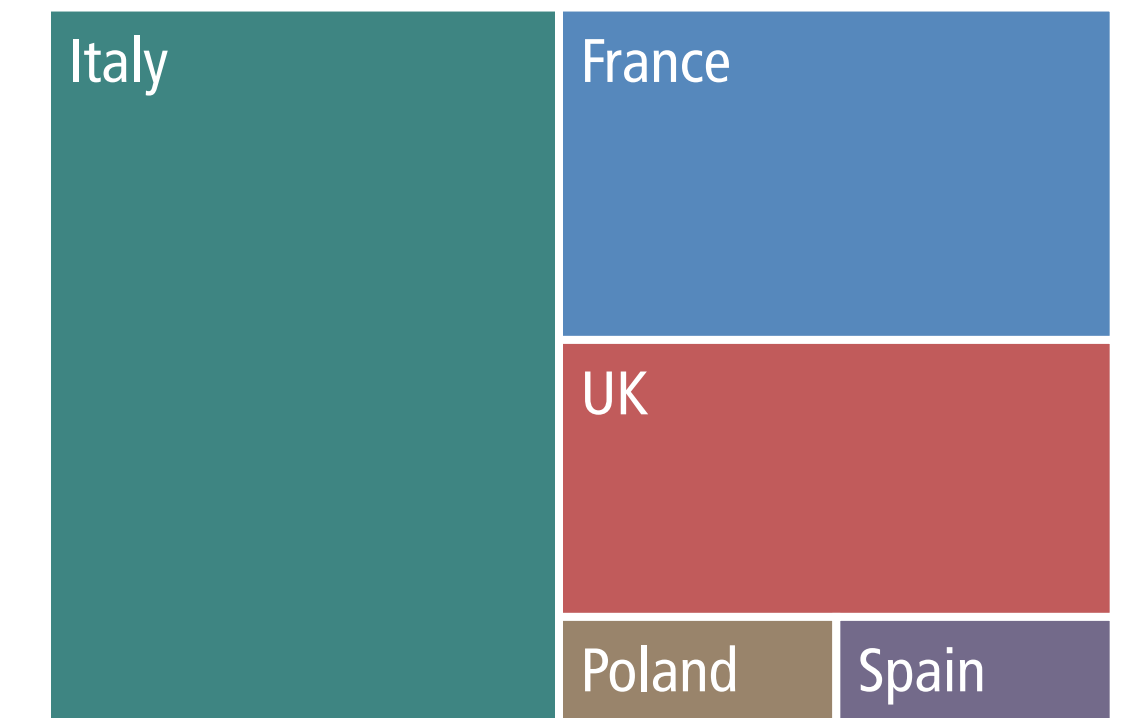
First Rank



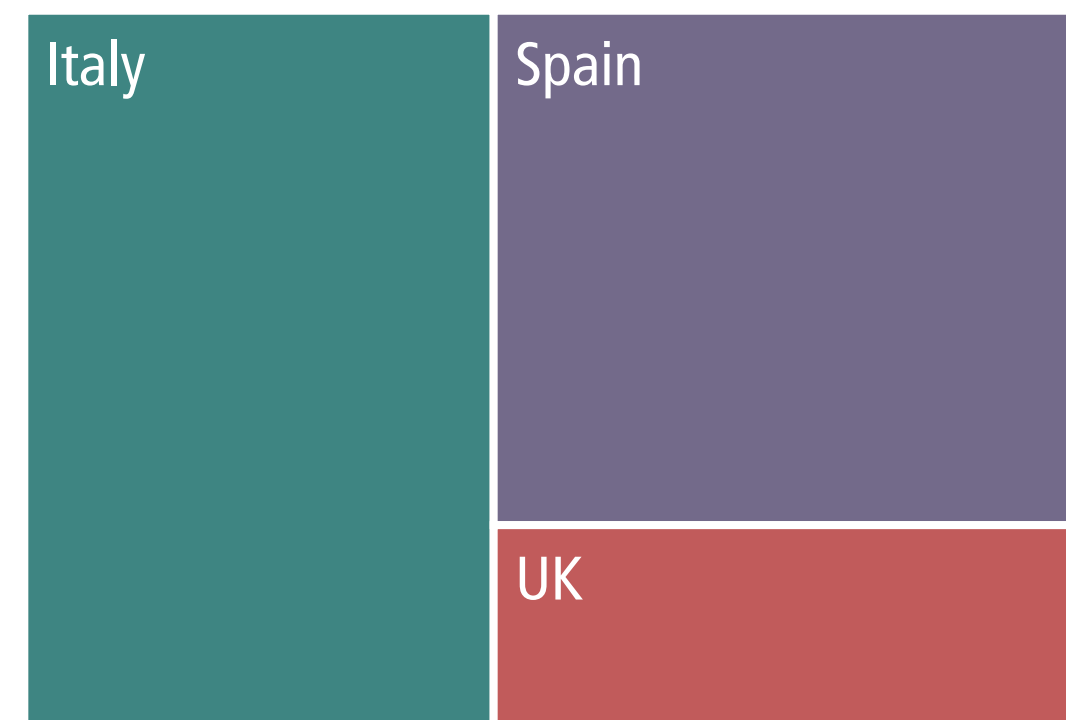
Second Rank




Third Rank



Fourth Rank



Fifth Rank



Sixth Rank



Number of respondents: 25. Size of rectangles corresponds with respondents' respective rankings. Countries with equal values are sorted from A-Z.

# Big Six Fiscal Policy Ranking by Portugal


Q6

“Please rank the six large EU member states according to their influence on EU fiscal policy over the past five years. (first rank being the most influential)”


EU Big Six Founding Six	Affluent Seven Southern Seven Visegrád Four
Austria	Italy
Belgium	Latvia
Bulgaria	Lithuania
Croatia	Luxembourg
Cyprus	Malta
Czech Rep.	Netherlands
Denmark	Poland
Estonia	<b>Portugal</b>
Finland	Romania
France	Slovakia
Germany	Slovenia
Greece	Spain
Hungary	Sweden
Ireland	UK

- Influence Overview
- Big Six Overall EU Policy
- Big Six Fiscal Policy**
- Big Six Foreign and Security Policy
- Affluent Seven
- Other Countries

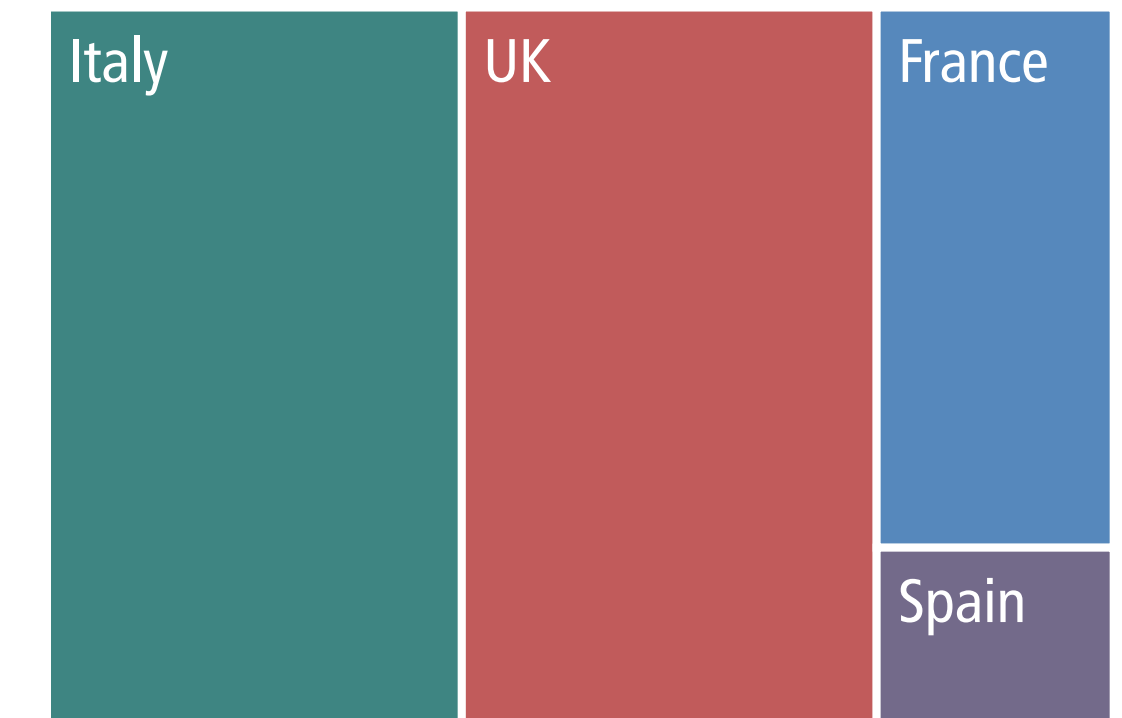
First Rank




Second Rank




Third Rank



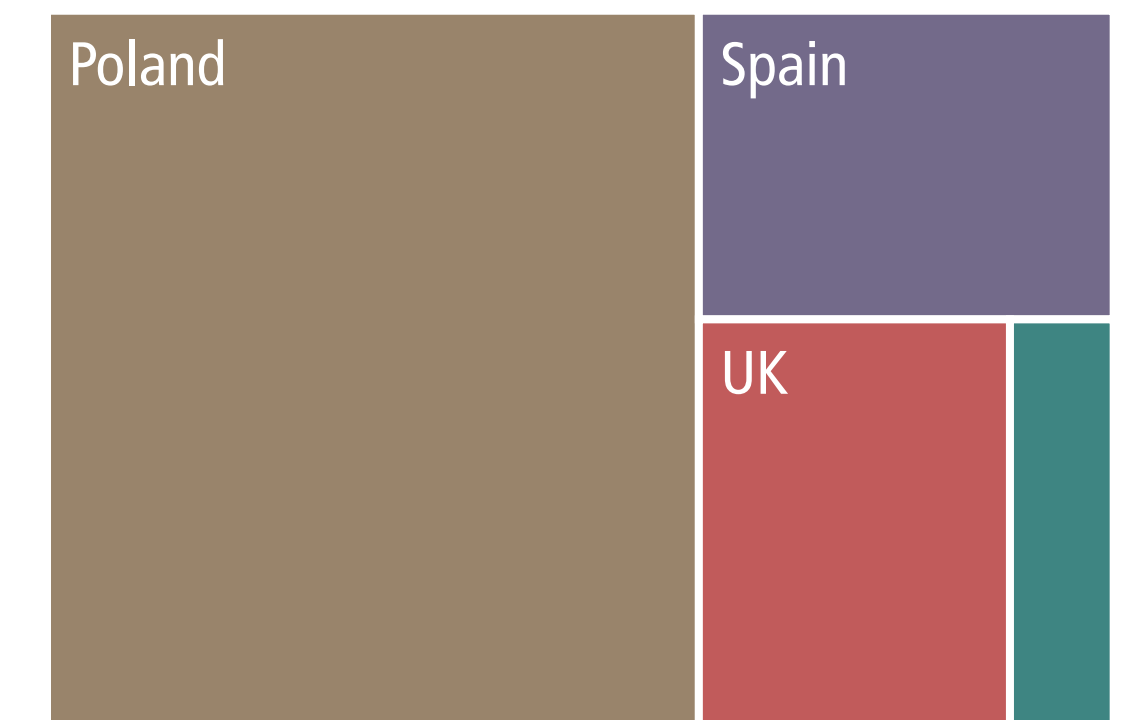
Fourth Rank



Fifth Rank



Sixth Rank



Number of respondents: 18. Size of rectangles corresponds with respondents' respective rankings. Countries with equal values are sorted from A-Z.

# Big Six Fiscal Policy Ranking by Romania


Q6

“Please rank the six large EU member states according to their influence on EU fiscal policy over the past five years. (first rank being the most influential)”

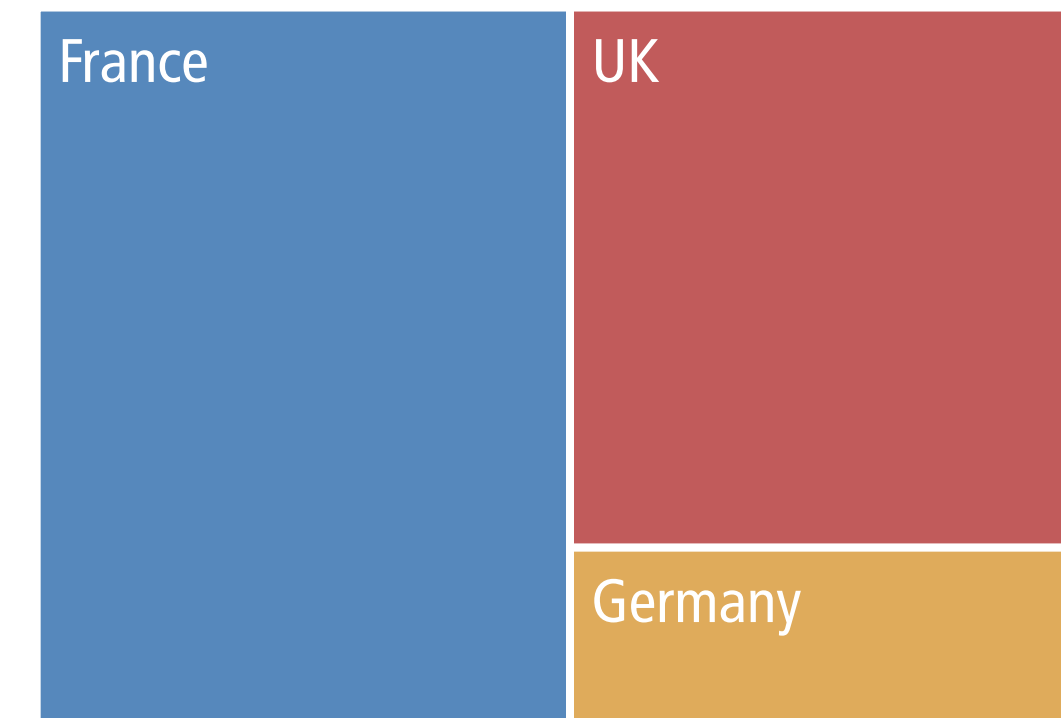
EU Big Six Founding Six	Affluent Seven Southern Seven Visegrád Four
Austria	Italy
Belgium	Latvia
Bulgaria	Lithuania
Croatia	Luxembourg
Cyprus	Malta
Czech Rep.	Netherlands
Denmark	Poland
Estonia	Portugal
Finland	<b>Romania</b>
France	Slovakia
Germany	Slovenia
Greece	Spain
Hungary	Sweden
Ireland	UK

- Influence Overview
- Big Six Overall EU Policy
- Big Six Fiscal Policy**
- Big Six Foreign and Security Policy
- Affluent Seven
- Other Countries

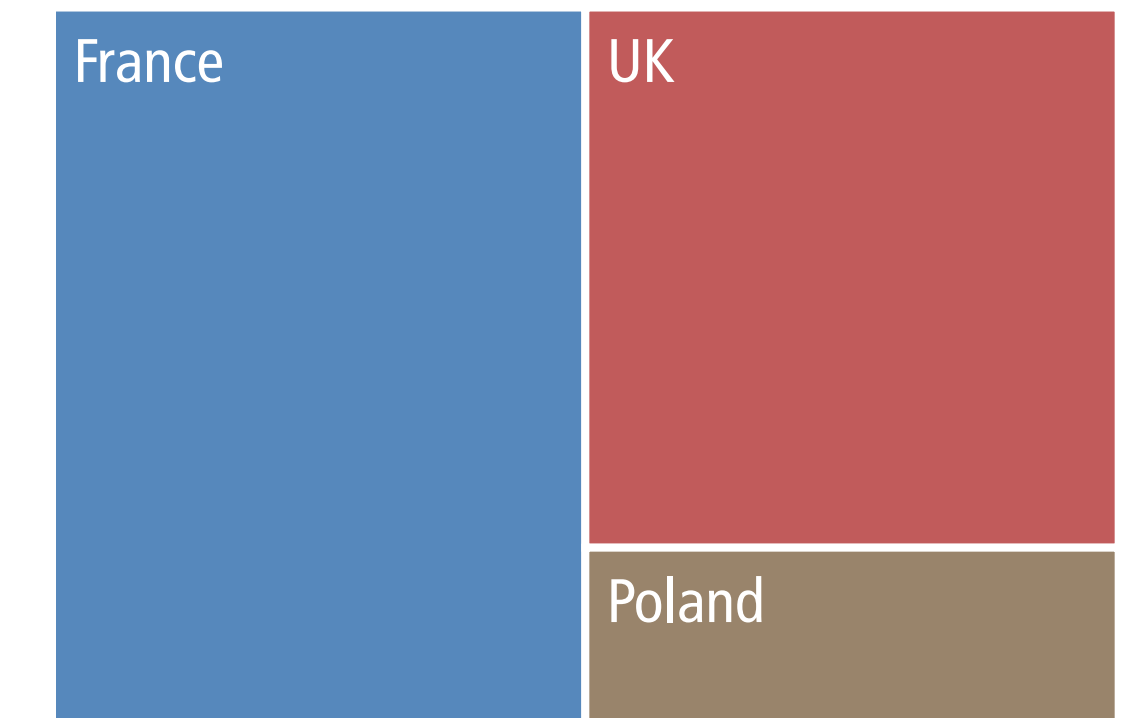
First Rank



Second Rank



Third Rank



Fourth Rank



Fifth Rank



Sixth Rank



Number of respondents: 8. Size of rectangles corresponds with respondents' respective rankings. Countries with equal values are sorted from A-Z.


# Big Six Fiscal Policy Ranking by Slovakia

**Q6** “Please rank the six large EU member states according to their influence on EU fiscal policy over the past five years. (first rank being the most influential)”


EU Big Six Founding Six	Affluent Seven Southern Seven Visegrád Four
Austria	Italy
Belgium	Latvia
Bulgaria	Lithuania
Croatia	Luxembourg
Cyprus	Malta
Czech Rep.	Netherlands
Denmark	Poland
Estonia	Portugal
Finland	Romania
France	<b>Slovakia</b>
Germany	Slovenia
Greece	Spain
Hungary	Sweden
Ireland	UK

- Influence Overview
- Big Six Overall EU Policy
- Big Six Fiscal Policy**
- Big Six Foreign and Security Policy
- Affluent Seven
- Other Countries

## First Rank




## Second Rank




## Third Rank




## Fourth Rank



## Fifth Rank



## Sixth Rank



Number of respondents: 4. Size of rectangles corresponds with respondents' respective rankings. Countries with equal values are sorted from A-Z.

# Big Six Fiscal Policy Ranking by Slovenia


Q6

“Please rank the six large EU member states according to their influence on EU fiscal policy over the past five years. (first rank being the most influential)”


EU Big Six Founding Six	Affluent Seven Southern Seven Visegrád Four
Austria	Italy
Belgium	Latvia
Bulgaria	Lithuania
Croatia	Luxembourg
Cyprus	Malta
Czech Rep.	Netherlands
Denmark	Poland
Estonia	Portugal
Finland	Romania
France	Slovakia
Germany	<b>Slovenia</b>
Greece	Spain
Hungary	Sweden
Ireland	UK

- Influence Overview
- Big Six Overall EU Policy
- Big Six Fiscal Policy**
- Big Six Foreign and Security Policy
- Affluent Seven
- Other Countries


First Rank



Second Rank




Third Rank




Fourth Rank



Fifth Rank



Sixth Rank



Number of respondents: 6. Size of rectangles corresponds with respondents' respective rankings. Countries with equal values are sorted from A-Z.



# Big Six Fiscal Policy Ranking by Spain


Q6

“Please rank the six large EU member states according to their influence on EU fiscal policy over the past five years. (first rank being the most influential)”

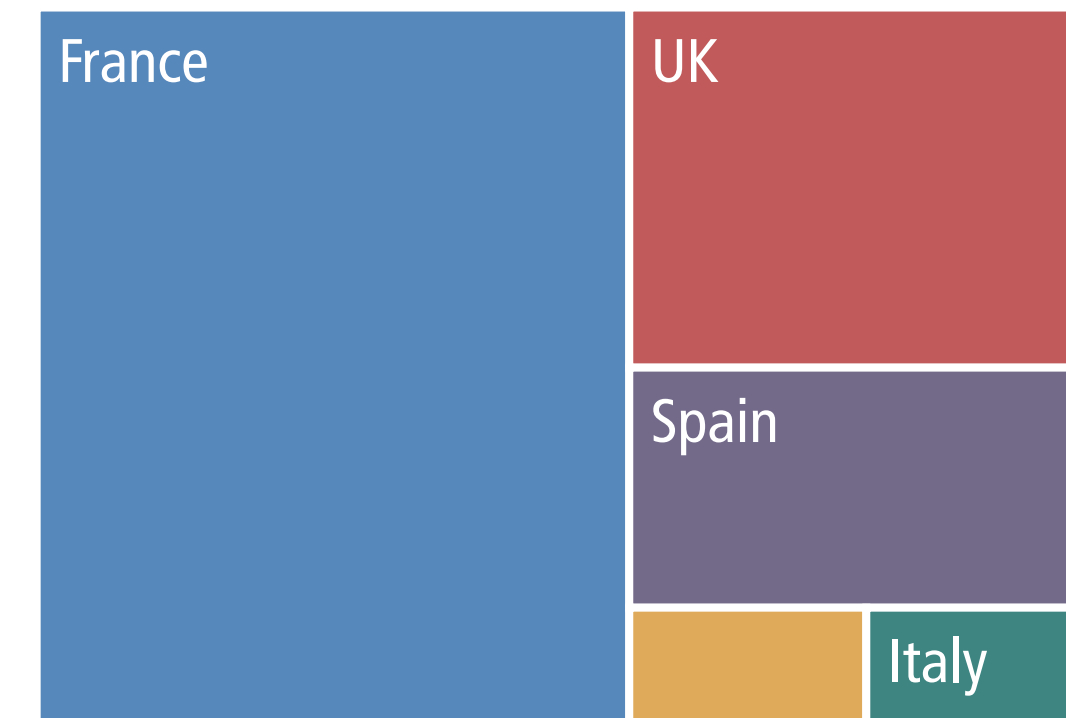
EU Big Six	Affluent Seven
Founding Six	Southern Seven
	Visegrád Four
Austria	Italy
Belgium	Latvia
Bulgaria	Lithuania
Croatia	Luxembourg
Cyprus	Malta
Czech Rep.	Netherlands
Denmark	Poland
Estonia	Portugal
Finland	Romania
France	Slovakia
Germany	Slovenia
Greece	<b>Spain</b>
Hungary	Sweden
Ireland	UK

- Influence Overview
- Big Six Overall EU Policy
- Big Six Fiscal Policy**
- Big Six Foreign and Security Policy
- Affluent Seven
- Other Countries

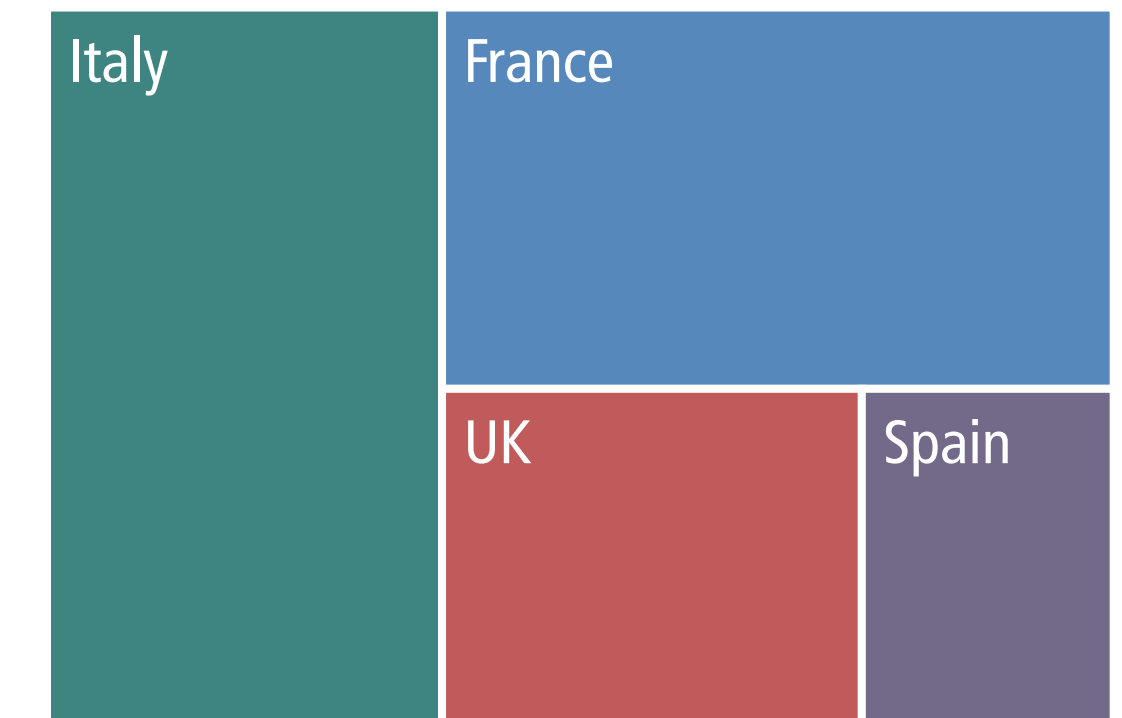
First Rank




Second Rank




Third Rank



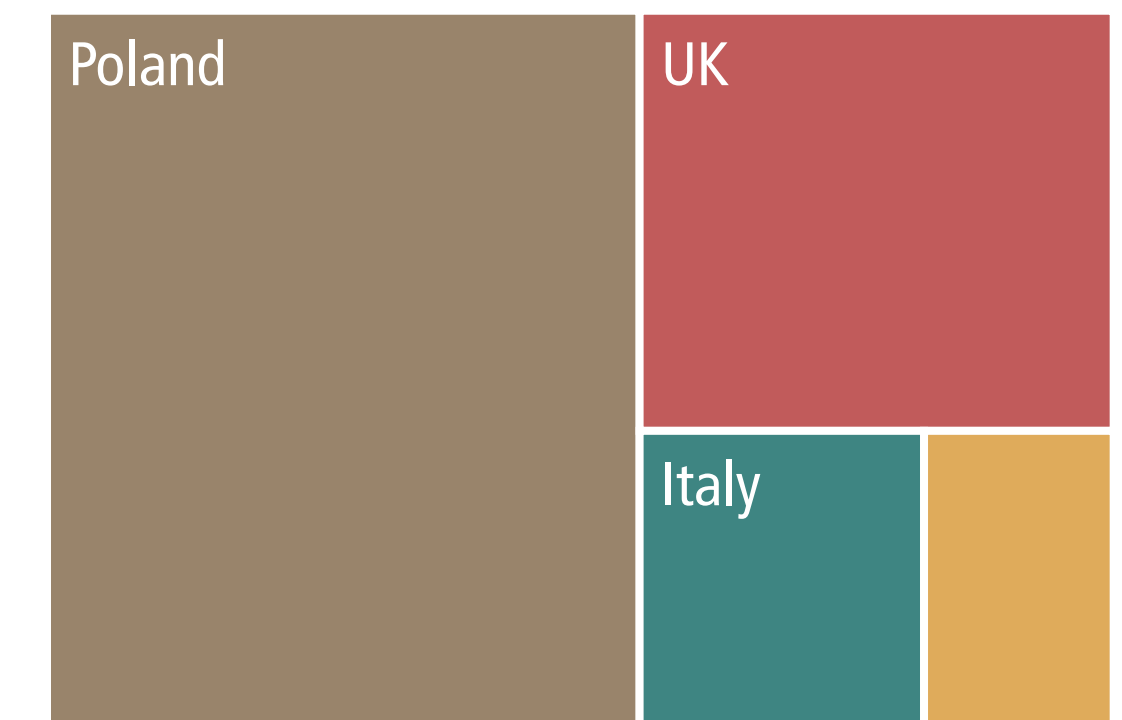
Fourth Rank



Fifth Rank



Sixth Rank



Number of respondents: 27. Size of rectangles corresponds with respondents' respective rankings. Countries with equal values are sorted from A-Z.



Spain



Design

Findings

Chapters

Preferences

**Influence**

Partners

Policies

[ecfr.eu/eucoalitionexplorer](http://ecfr.eu/eucoalitionexplorer)

# Big Six Fiscal Policy Ranking by Sweden


Q6

“Please rank the six large EU member states according to their influence on EU fiscal policy over the past five years. (first rank being the most influential)”


EU Big Six	Affluent Seven
Founding Six	Southern Seven
	Visegrád Four
Austria	Italy
Belgium	Latvia
Bulgaria	Lithuania
Croatia	Luxembourg
Cyprus	Malta
Czech Rep.	Netherlands
Denmark	Poland
Estonia	Portugal
Finland	Romania
France	Slovakia
Germany	Slovenia
Greece	Spain
Hungary	<b>Sweden</b>
Ireland	UK

- Influence Overview
- Big Six Overall EU Policy
- Big Six Fiscal Policy**
- Big Six Foreign and Security Policy
- Affluent Seven
- Other Countries


First Rank




Second Rank




Third Rank



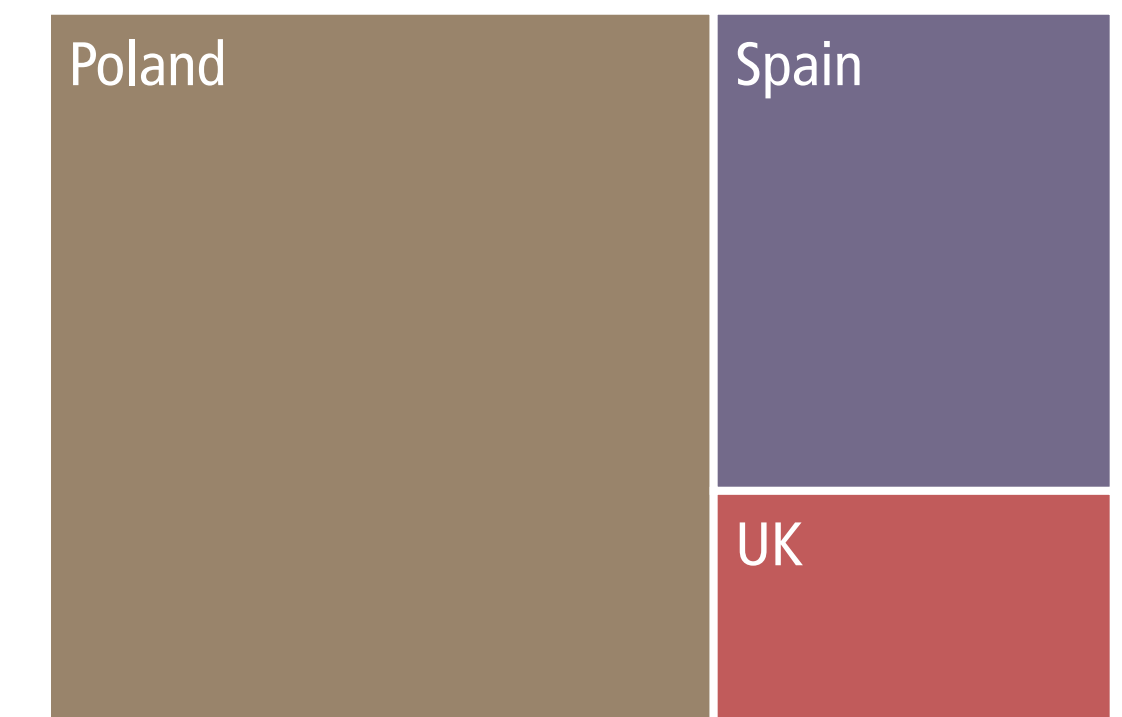
Fourth Rank



Fifth Rank



Sixth Rank



Number of respondents: 8. Size of rectangles corresponds with respondents' respective rankings. Countries with equal values are sorted from A-Z.

# Big Six Fiscal Policy Ranking by UK


Q6

“Please rank the six large EU member states according to their influence on EU fiscal policy over the past five years. (first rank being the most influential)”

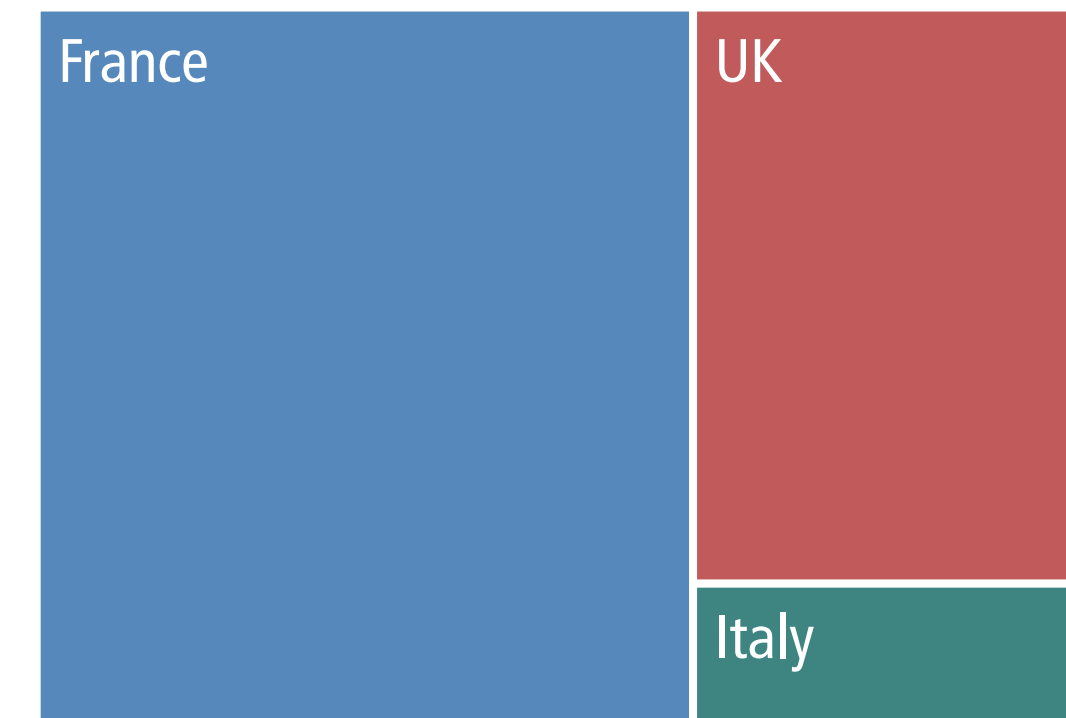
EU Big Six Founding Six	Affluent Seven Southern Seven Visegrád Four
Austria	Italy
Belgium	Latvia
Bulgaria	Lithuania
Croatia	Luxembourg
Cyprus	Malta
Czech Rep.	Netherlands
Denmark	Poland
Estonia	Portugal
Finland	Romania
France	Slovakia
Germany	Slovenia
Greece	Spain
Hungary	Sweden
Ireland	UK

- Influence Overview
- Big Six Overall EU Policy
- Big Six Fiscal Policy**
- Big Six Foreign and Security Policy
- Affluent Seven
- Other Countries


First Rank



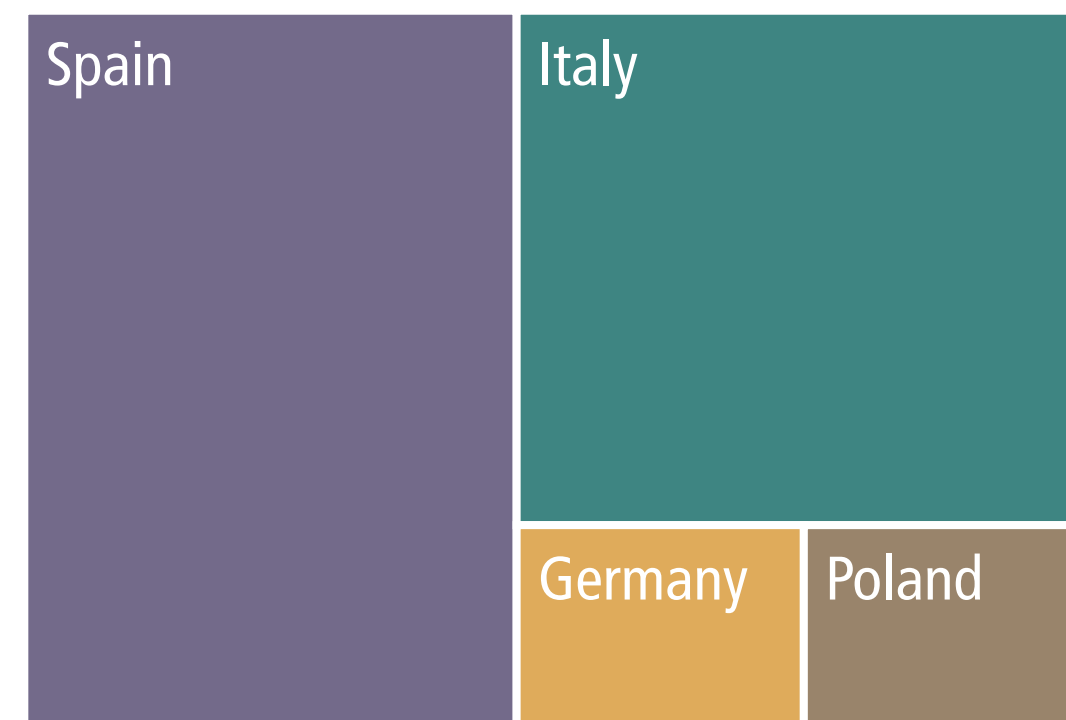
Second Rank




Third Rank




Fourth Rank



Fifth Rank



Sixth Rank



Number of respondents: 13. Size of rectangles corresponds with respondents' respective rankings. Countries with equal values are sorted from A-Z.

# Big Six Foreign and Security Policy Ranking by EU

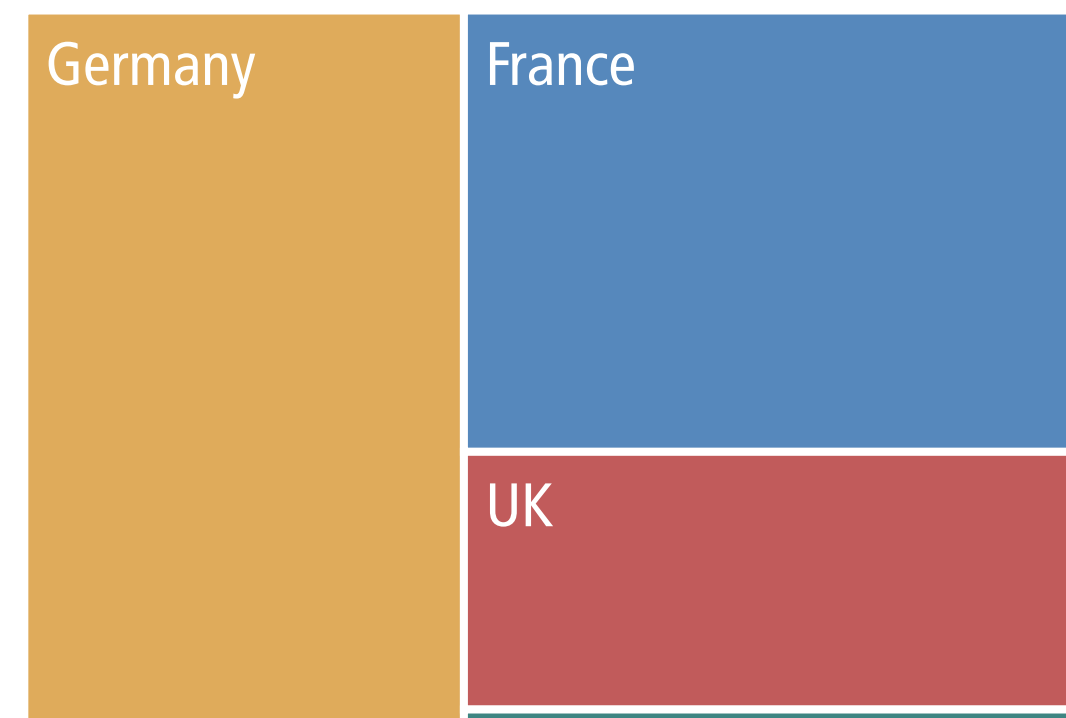
Q7

“Please rank the six large EU member states according to their influence on EU foreign, security and defence policy over the past five years. (first rank being the most influential)”

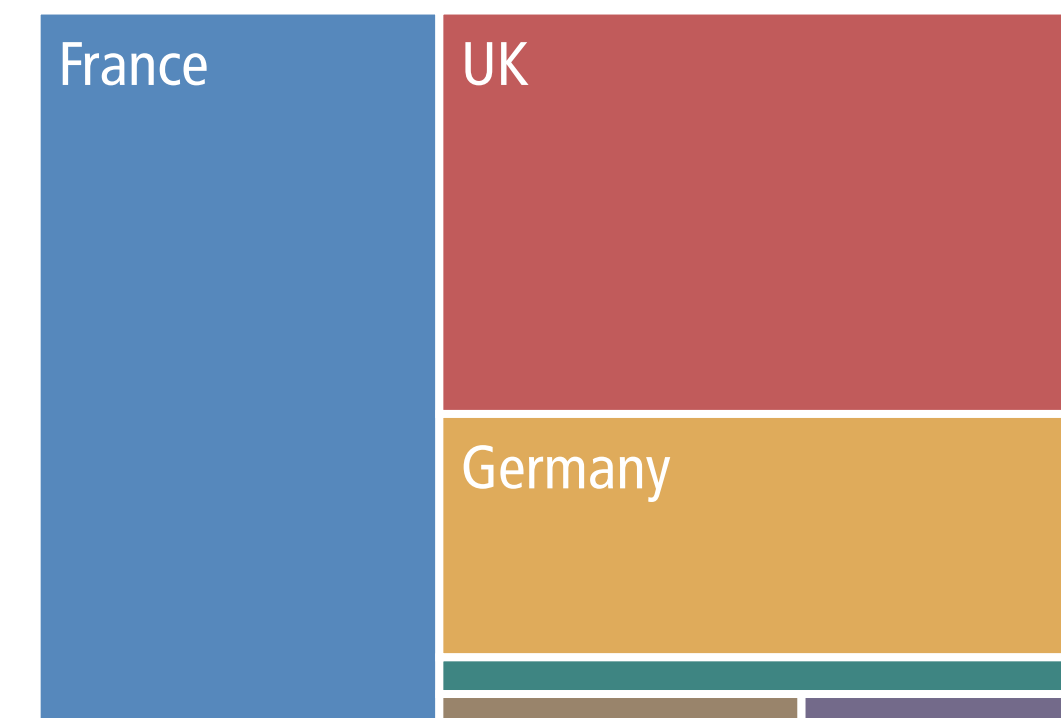
EU	Affluent Seven
Big Six	Southern Seven
Founding Six	Visegrád Four
Austria	Italy
Belgium	Latvia
Bulgaria	Lithuania
Croatia	Luxembourg
Cyprus	Malta
Czech Rep.	Netherlands
Denmark	Poland
Estonia	Portugal
Finland	Romania
France	Slovakia
Germany	Slovenia
Greece	Spain
Hungary	Sweden
Ireland	UK

- Influence Overview
- Big Six Overall EU Policy
- Big Six Fiscal Policy
- Big Six Foreign and Security Policy**
- Affluent Seven
- Other Countries

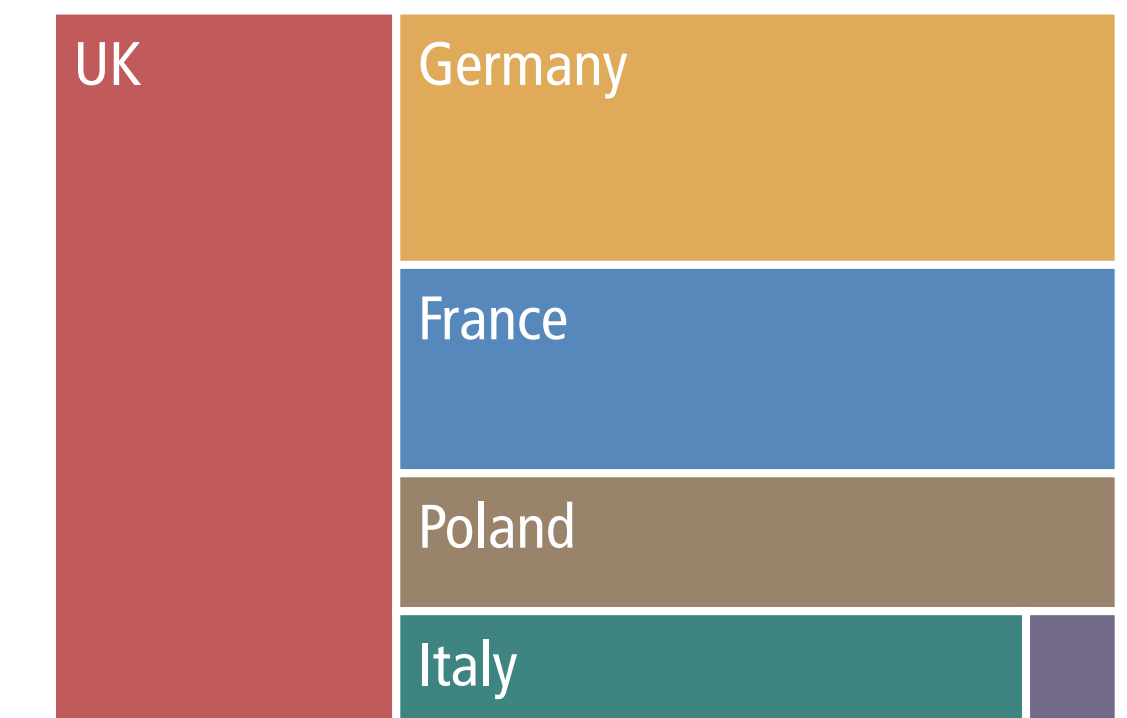
First Rank




Second Rank



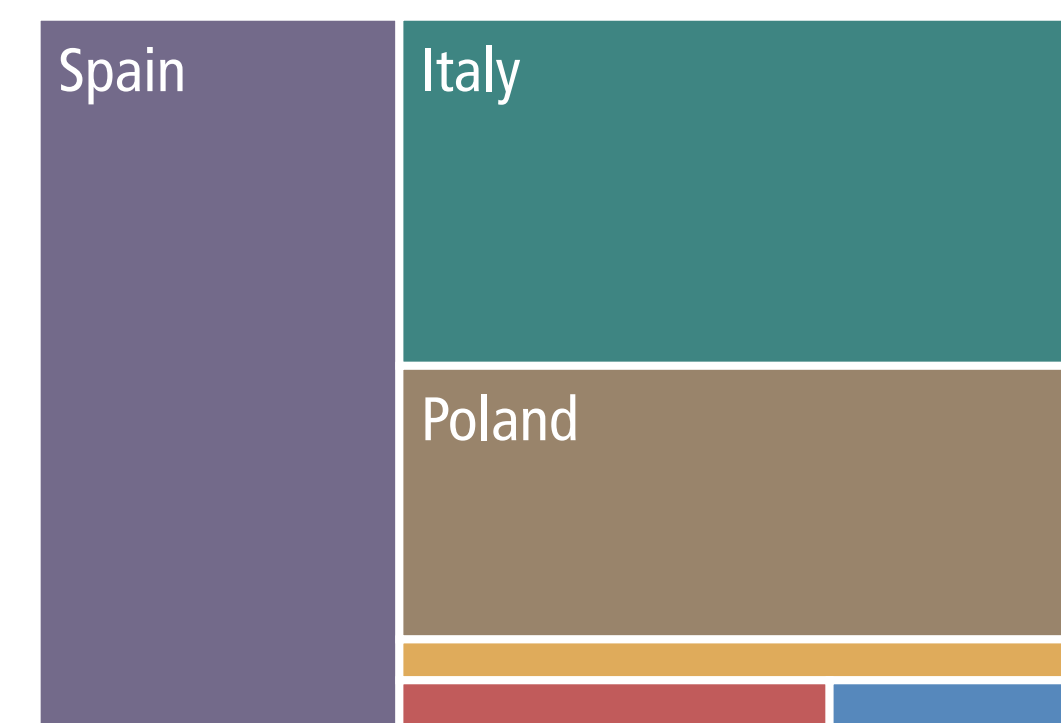
Third Rank



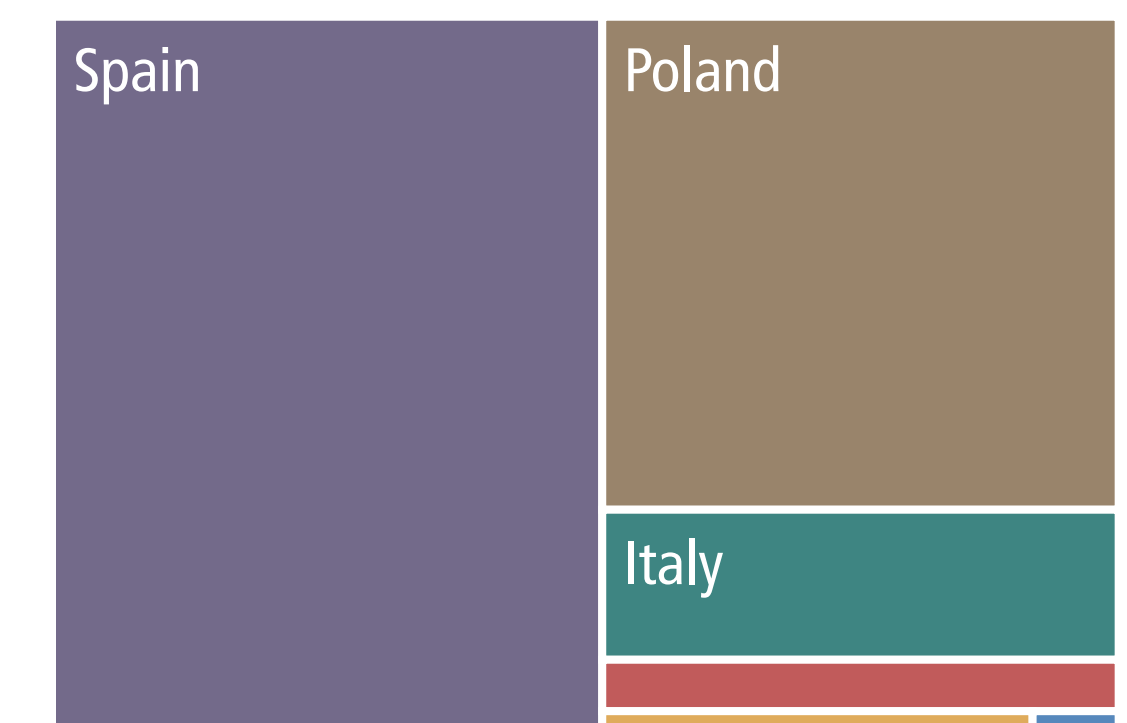
Fourth Rank



Fifth Rank



Sixth Rank



Number of respondents: 347. Size of rectangles corresponds with respondents' respective rankings. Countries with equal values are sorted from A-Z.

# Big Six Foreign and Security Policy Ranking by Big Six

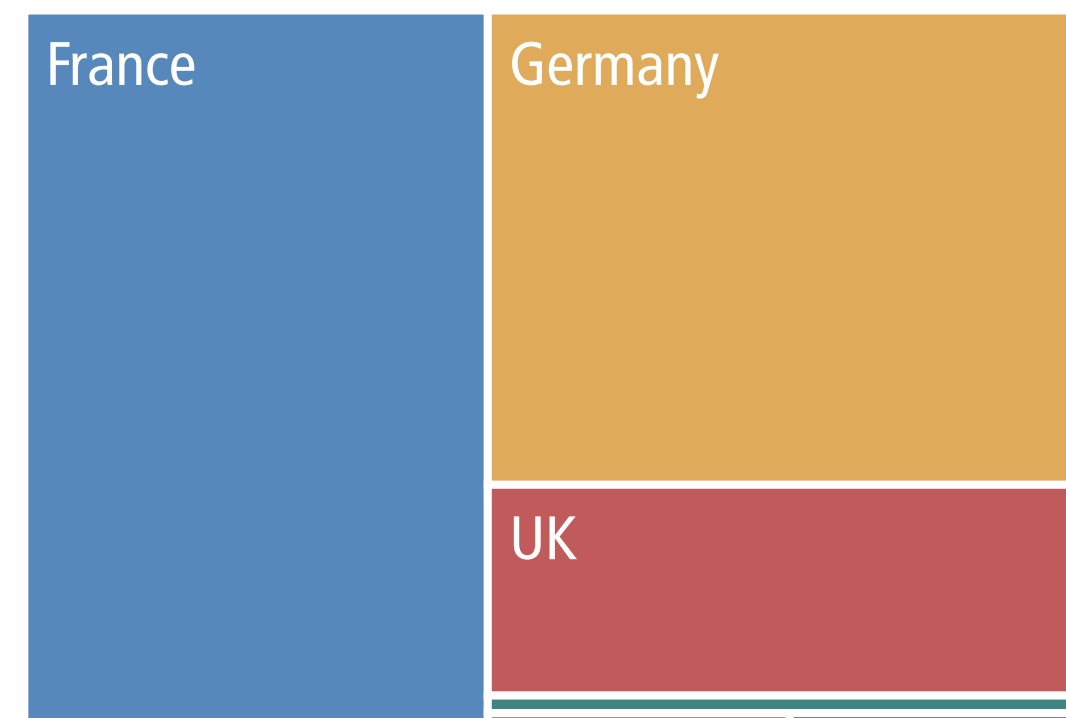
Q7

“Please rank the six large EU member states according to their influence on EU foreign, security and defence policy over the past five years. (first rank being the most influential)”

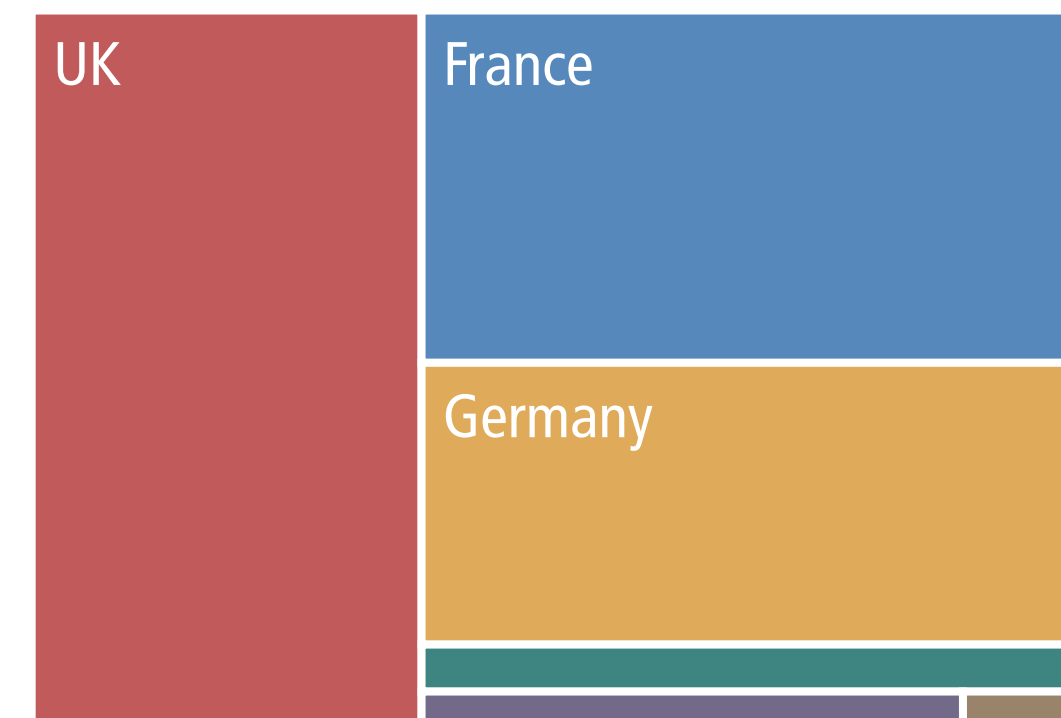
EU Big Six	Affluent Seven
Founding Six	Southern Seven
	Visegrád Four
Austria	Italy
Belgium	Latvia
Bulgaria	Lithuania
Croatia	Luxembourg
Cyprus	Malta
Czech Rep.	Netherlands
Denmark	Poland
Estonia	Portugal
Finland	Romania
France	Slovakia
Germany	Slovenia
Greece	Spain
Hungary	Sweden
Ireland	UK

- Influence Overview
- Big Six Overall EU Policy
- Big Six Fiscal Policy
- Big Six Foreign and Security Policy**
- Affluent Seven
- Other Countries

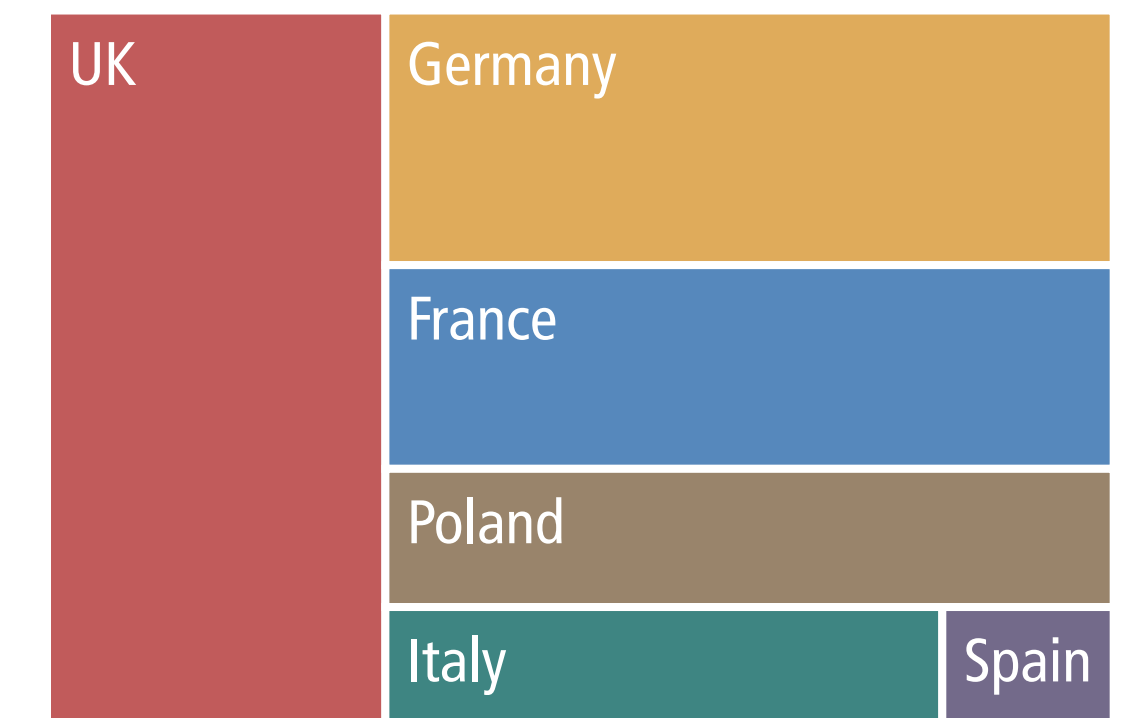
First Rank




Second Rank



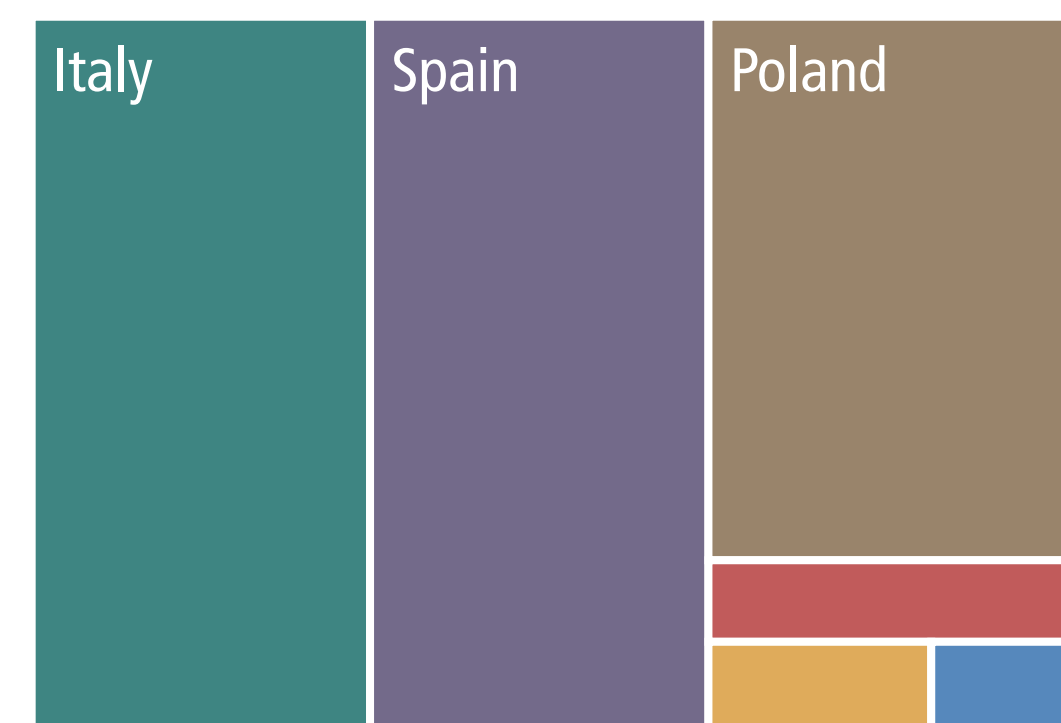
Third Rank



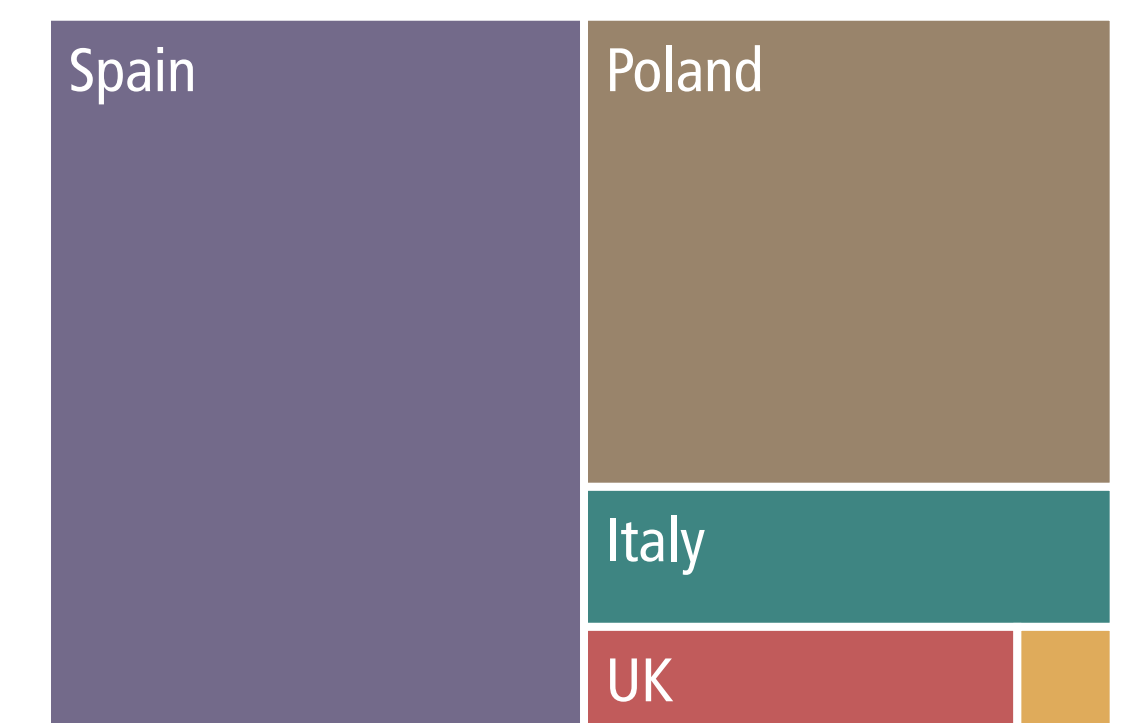
Fourth Rank



Fifth Rank



Sixth Rank



Number of respondents: 145. Size of rectangles corresponds with respondents' respective rankings. Countries with equal values are sorted from A-Z.

# Big Six Foreign and Security Policy

## Ranking by Founding Six

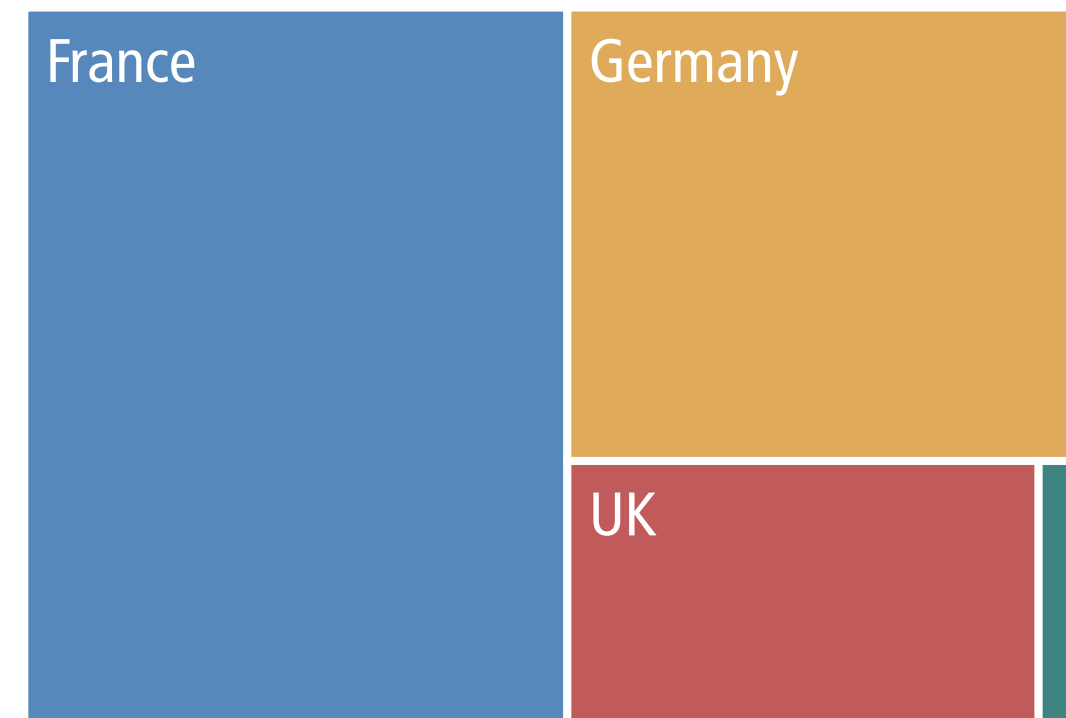
Q7

“Please rank the six large EU member states according to their influence on EU foreign, security and defence policy over the past five years. (first rank being the most influential)”

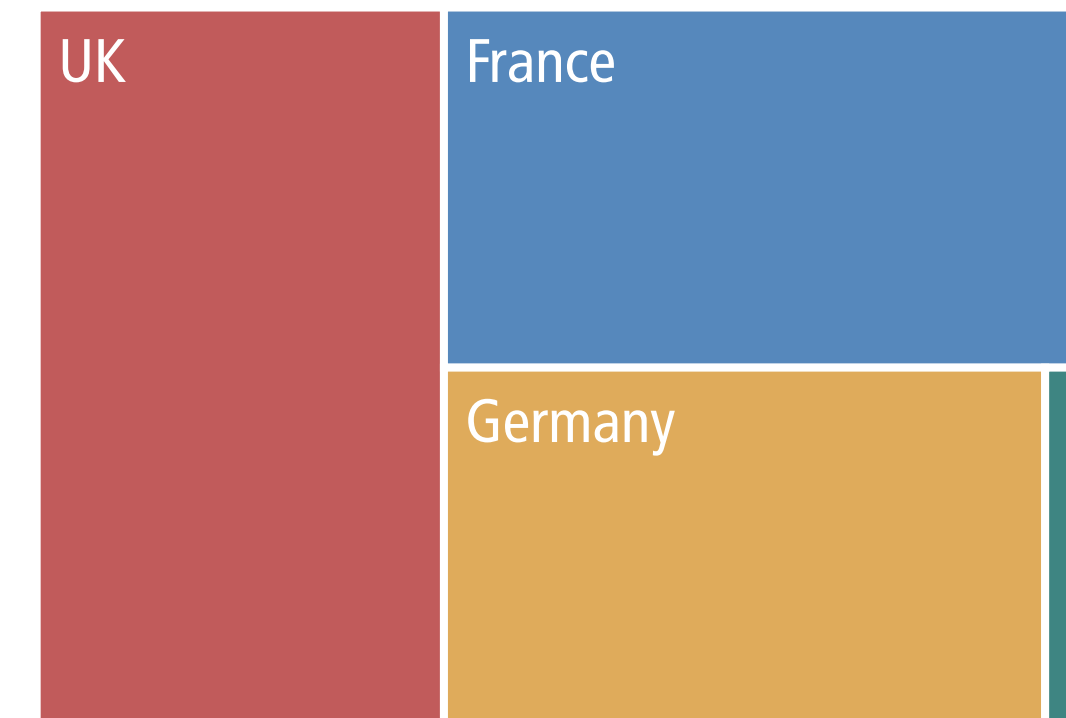
EU Big Six	Affluent Seven
Founding Six	Southern Seven
	Visegrád Four
Austria	Italy
Belgium	Latvia
Bulgaria	Lithuania
Croatia	Luxembourg
Cyprus	Malta
Czech Rep.	Netherlands
Denmark	Poland
Estonia	Portugal
Finland	Romania
France	Slovakia
Germany	Slovenia
Greece	Spain
Hungary	Sweden
Ireland	UK

- Influence Overview
- Big Six Overall EU Policy
- Big Six Fiscal Policy
- Big Six Foreign and Security Policy**
- Affluent Seven
- Other Countries

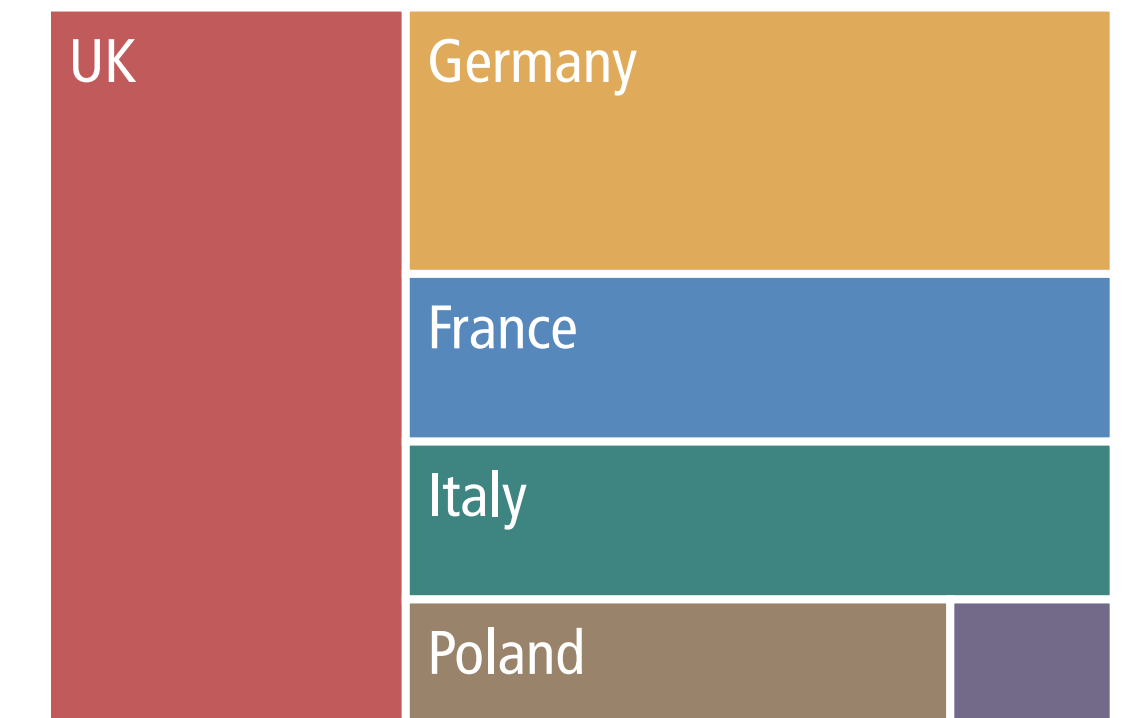
First Rank




Second Rank




Third Rank




Fourth Rank



Fifth Rank



Sixth Rank



Number of respondents: 110. Size of rectangles corresponds with respondents' respective rankings. Countries with equal values are sorted from A-Z.

# Big Six Foreign and Security Policy

# Ranking by Affluent Seven

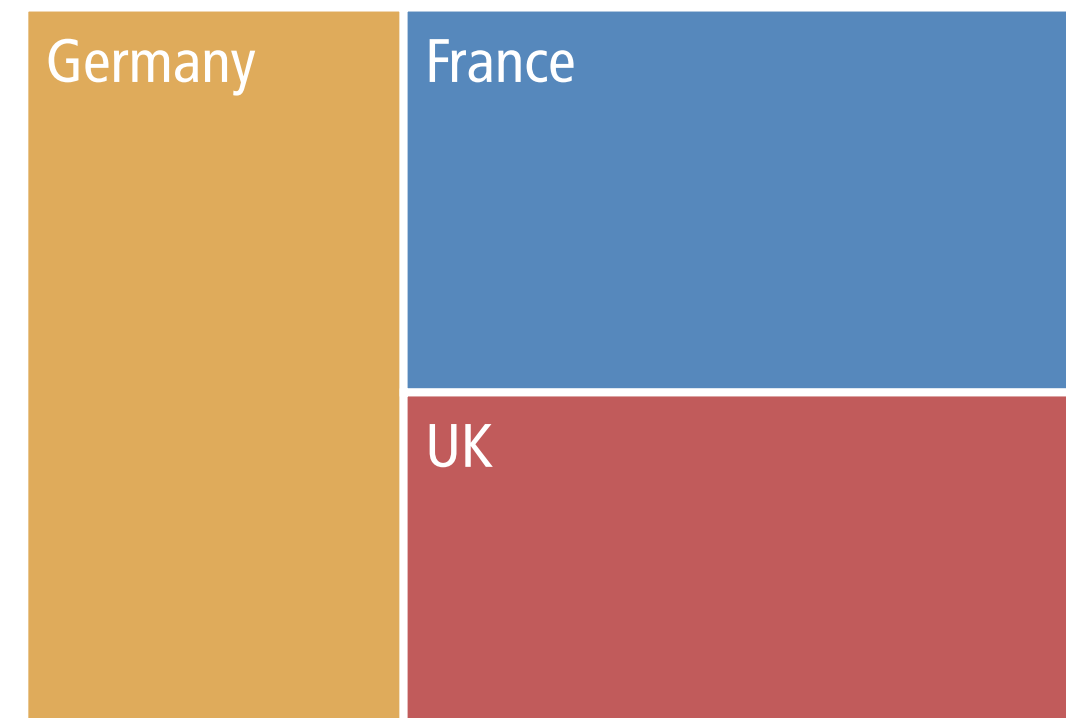
Q7

“Please rank the six large EU member states according to their influence on EU foreign, security and defence policy over the past five years. (first rank being the most influential)”

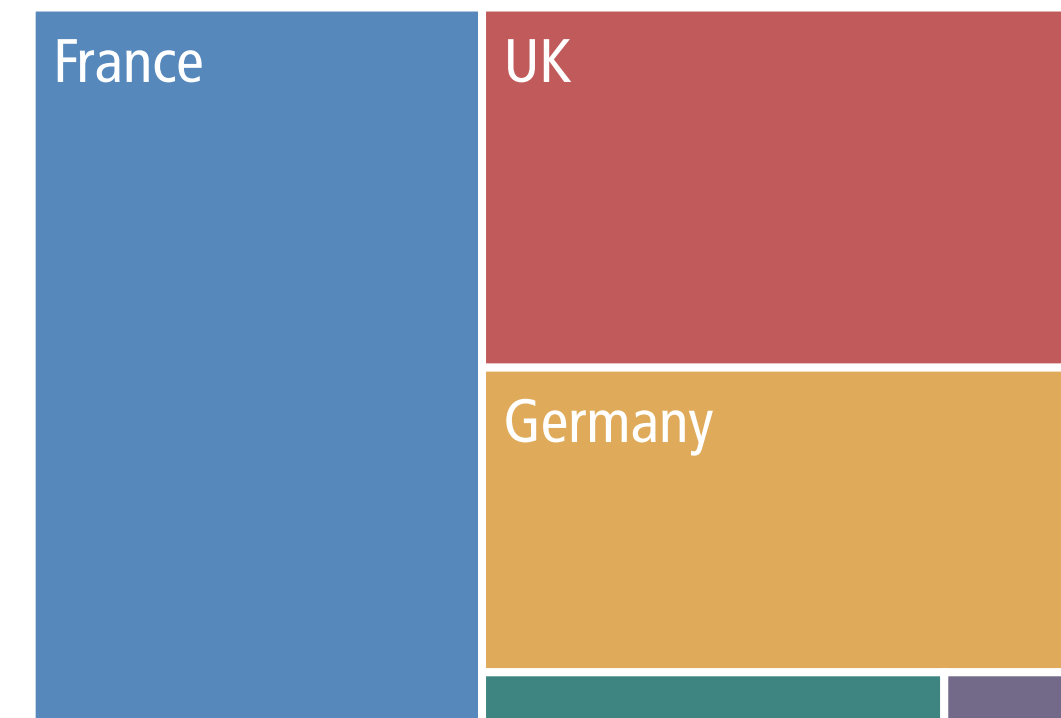
EU Big Six Founding Six	Affluent Seven Southern Seven Visegrád Four
Austria	Italy
Belgium	Latvia
Bulgaria	Lithuania
Croatia	Luxembourg
Cyprus	Malta
Czech Rep.	Netherlands
Denmark	Poland
Estonia	Portugal
Finland	Romania
France	Slovakia
Germany	Slovenia
Greece	Spain
Hungary	Sweden
Ireland	UK

- Influence Overview
- Big Six Overall EU Policy
- Big Six Fiscal Policy
- Big Six Foreign and Security Policy**
- Affluent Seven
- Other Countries


First Rank




Second Rank



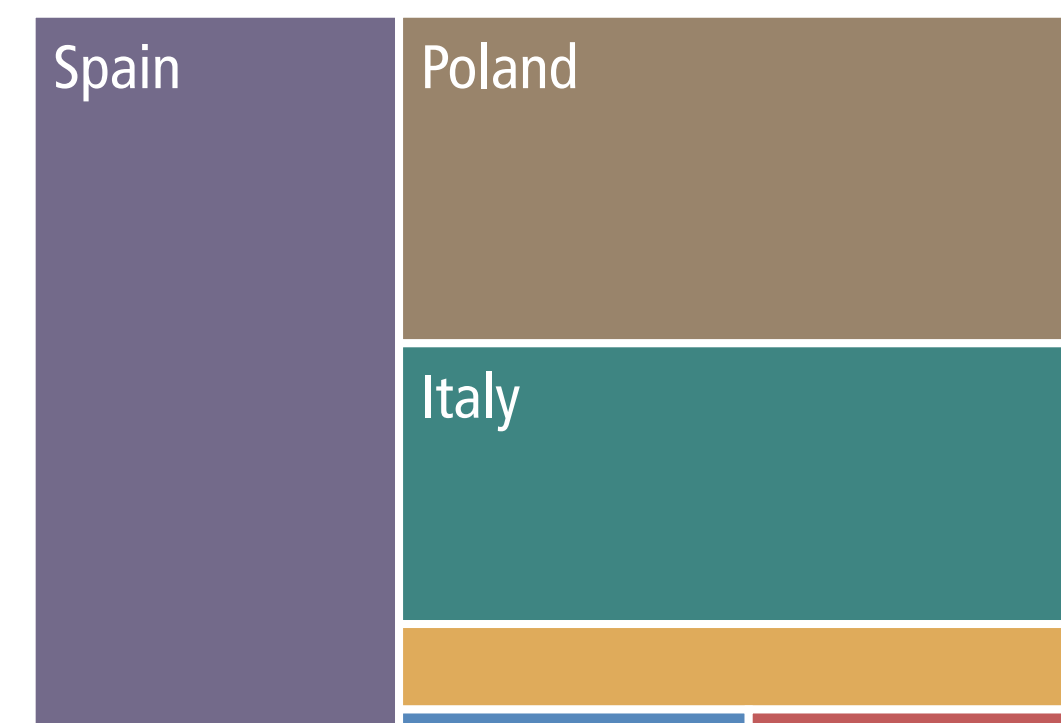
Third Rank



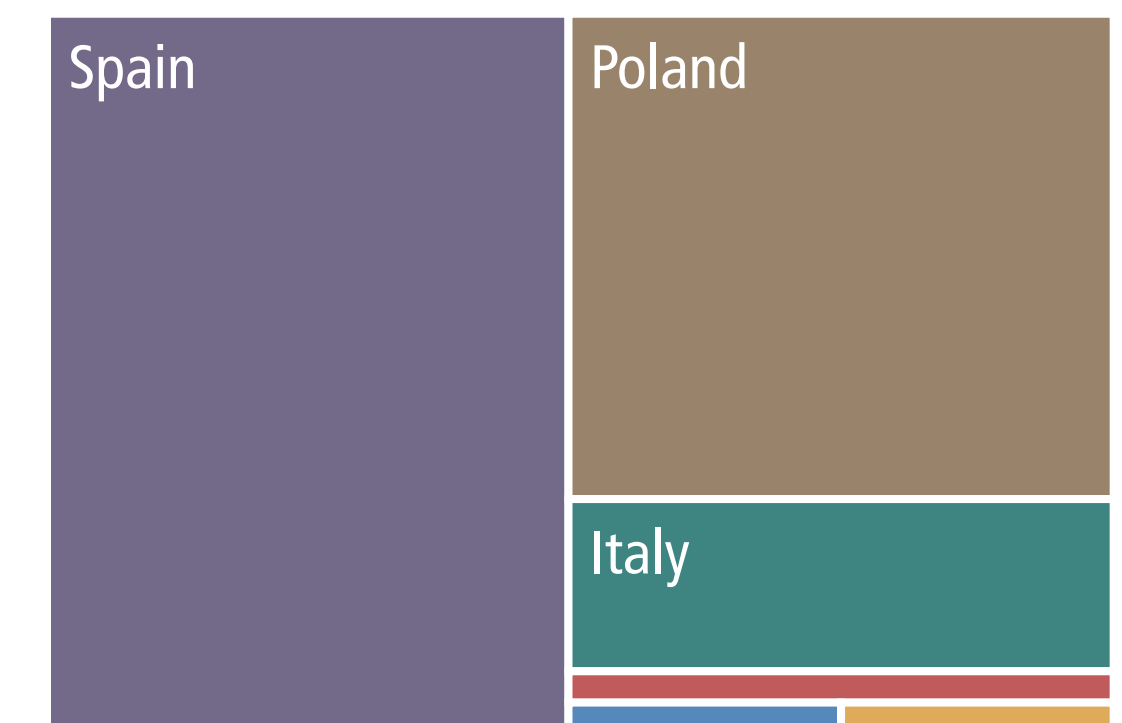
Fourth Rank



Fifth Rank



Sixth Rank



Number of respondents: 90. Size of rectangles corresponds with respondents' respective rankings. Countries with equal values are sorted from A-Z.

# Big Six Foreign and Security Policy Ranking by Southern Seven

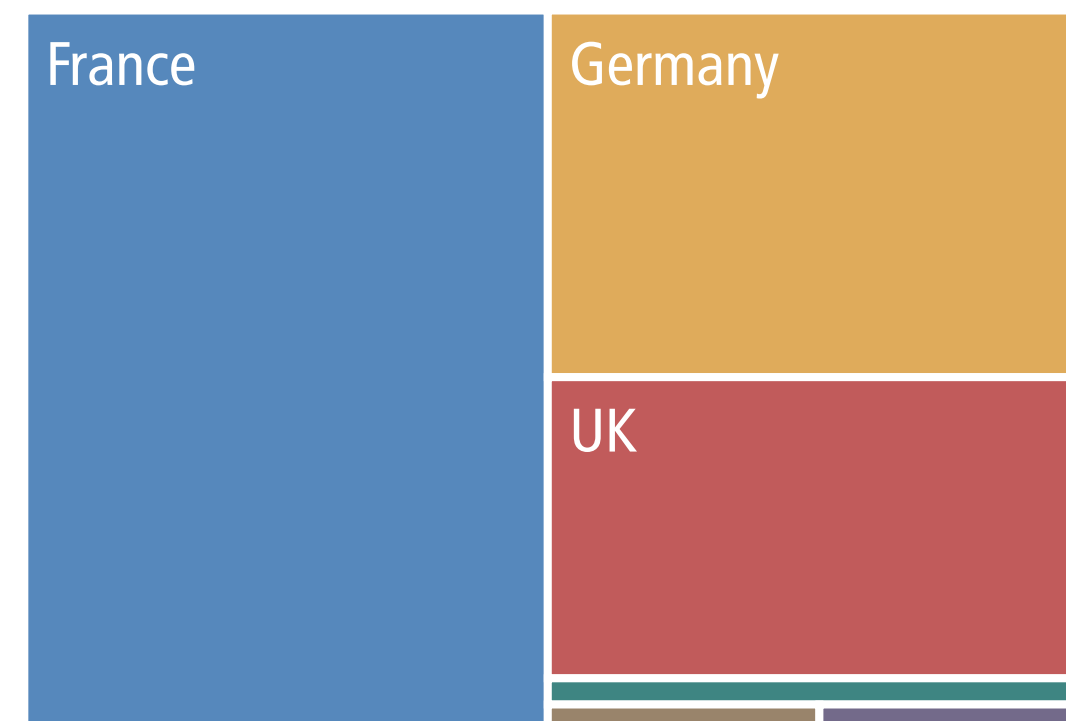
Q7

“Please rank the six large EU member states according to their influence on EU foreign, security and defence policy over the past five years. (first rank being the most influential)”

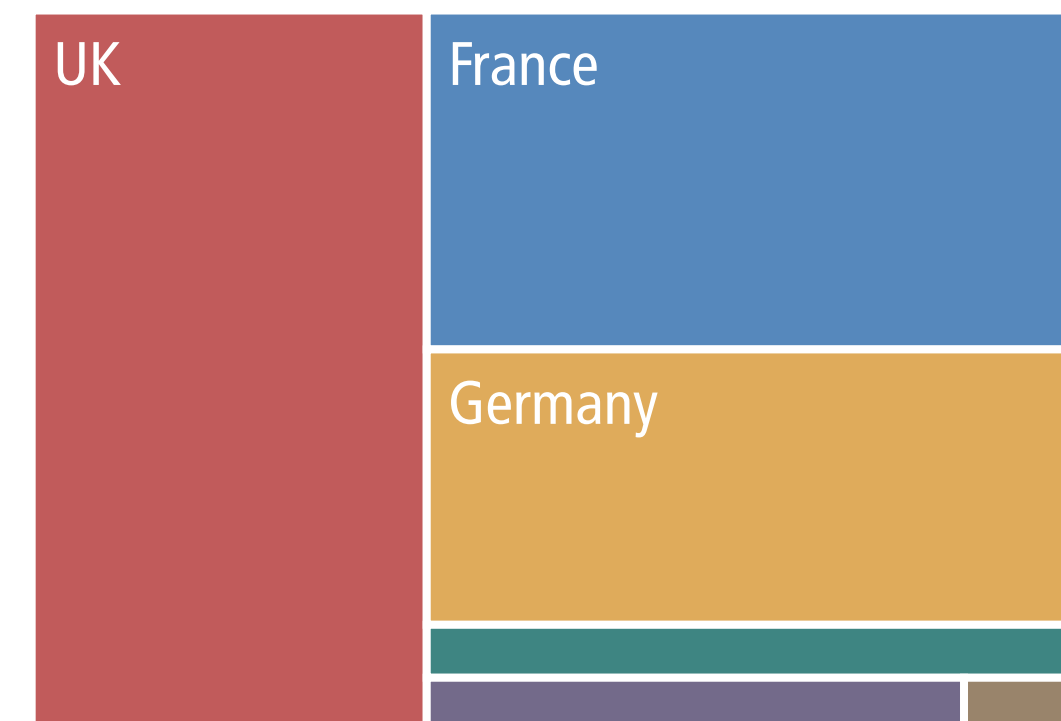
EU Big Six	Affluent Seven
Founding Six	<b>Southern Seven</b>
	Visegrád Four
Austria	Italy
Belgium	Latvia
Bulgaria	Lithuania
Croatia	Luxembourg
Cyprus	Malta
Czech Rep.	Netherlands
Denmark	Poland
Estonia	Portugal
Finland	Romania
France	Slovakia
Germany	Slovenia
Greece	Spain
Hungary	Sweden
Ireland	UK

- Influence Overview
- Big Six Overall EU Policy
- Big Six Fiscal Policy
- Big Six Foreign and Security Policy**
- Affluent Seven
- Other Countries

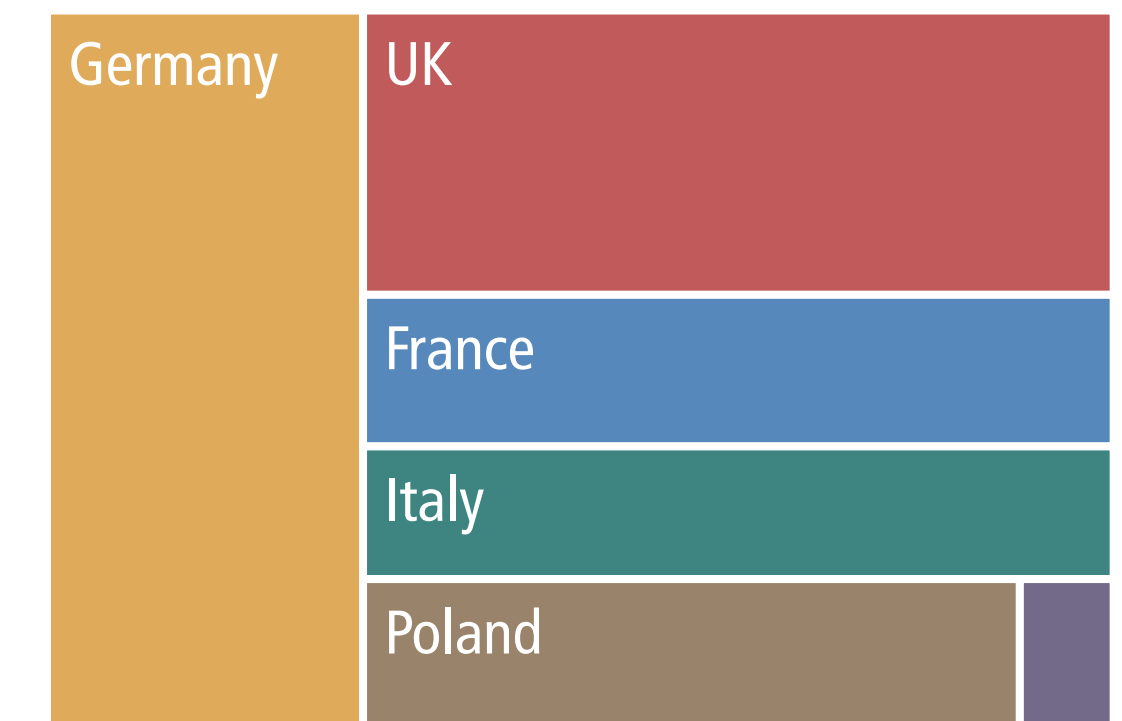
First Rank




Second Rank



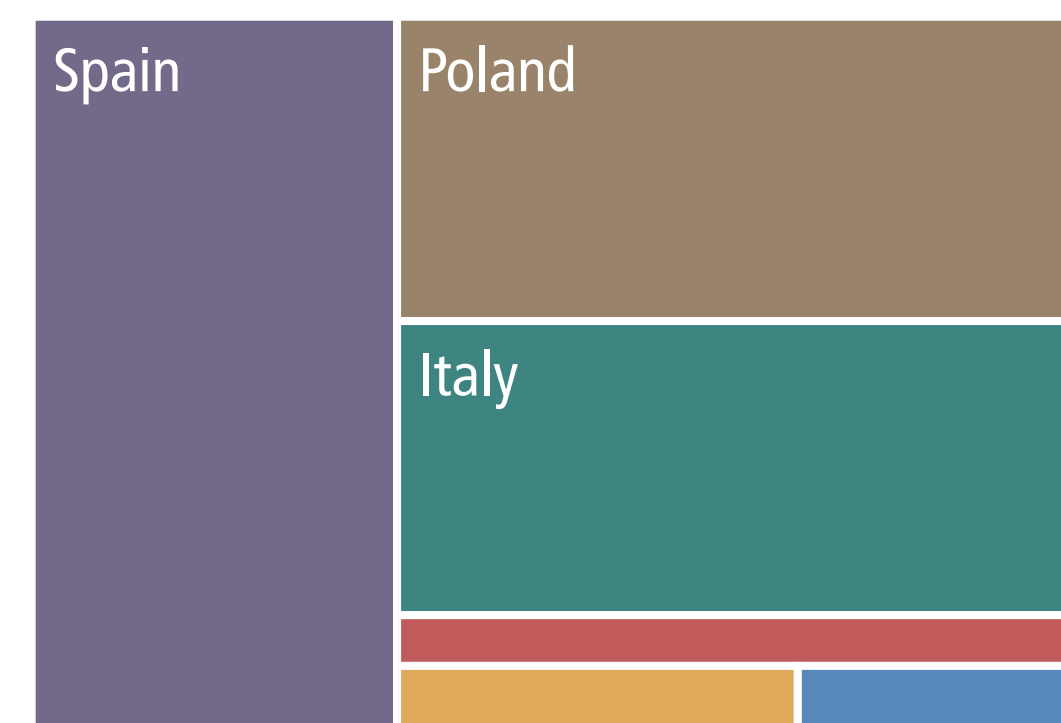
Third Rank



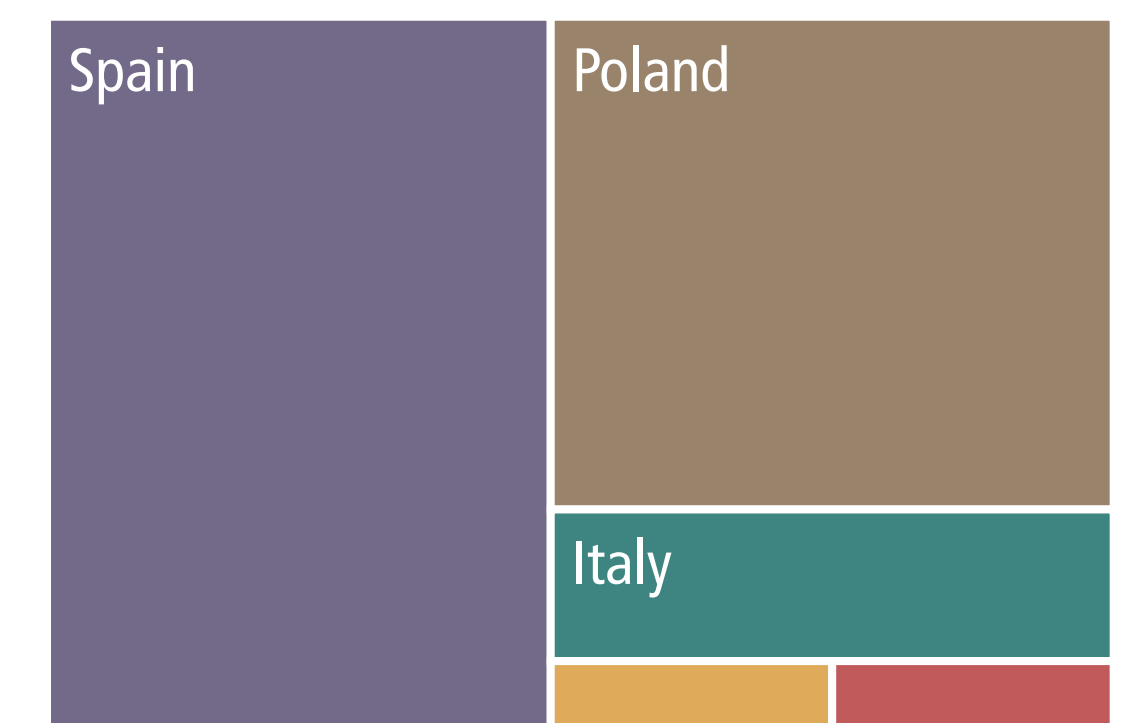
Fourth Rank



Fifth Rank



Sixth Rank



Number of respondents: 108. Size of rectangles corresponds with respondents' respective rankings. Countries with equal values are sorted from A-Z.



# Big Six Foreign and Security Policy Ranking by Visegrád Four

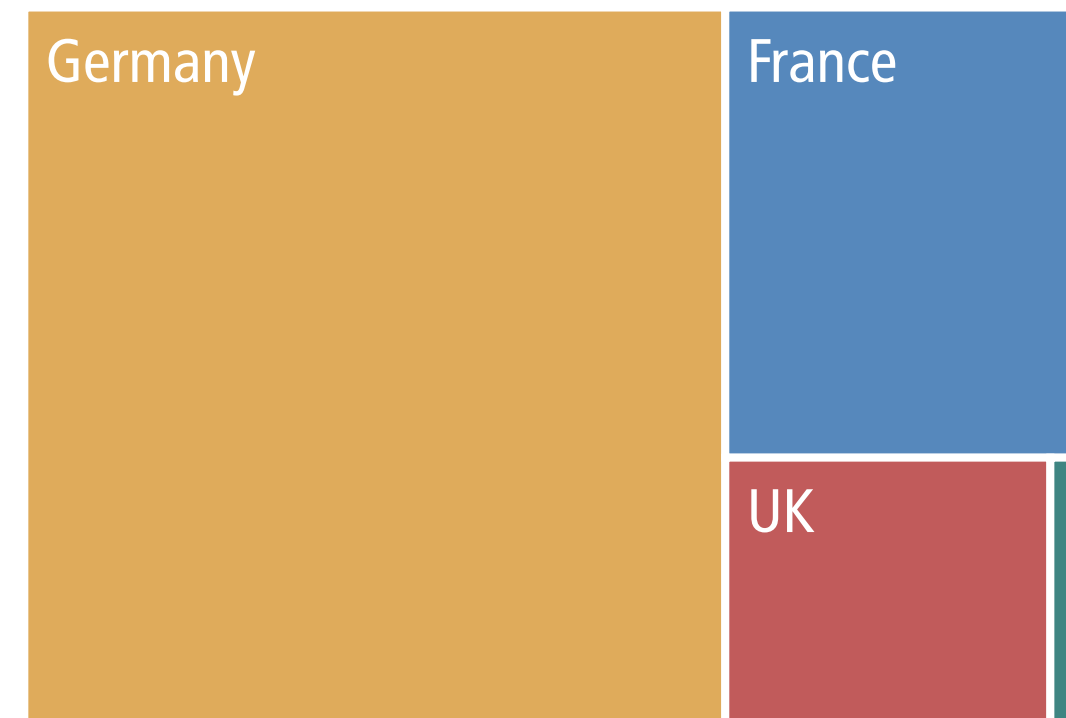
Q7

“Please rank the six large EU member states according to their influence on EU foreign, security and defence policy over the past five years. (first rank being the most influential)”

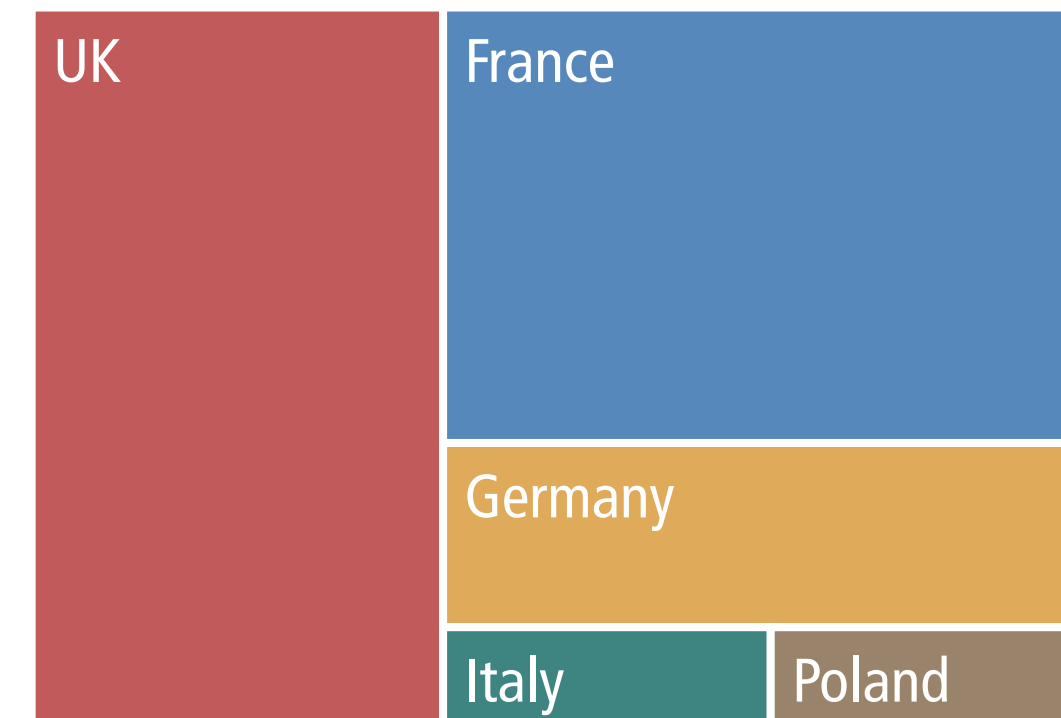
EU Big Six	Affluent Seven	Southern Seven	Visegrád Four
Austria	Italy	Latvia	
Belgium	Latvia	Lithuania	
Bulgaria	Lithuania	Luxembourg	
Croatia	Luxembourg	Malta	
Cyprus	Malta	Netherlands	
Czech Rep.	Netherlands	Poland	
Denmark	Poland	Portugal	
Estonia	Portugal	Romania	
Finland	Romania	Slovakia	
France	Slovakia	Slovenia	
Germany	Slovenia	Spain	
Greece	Spain	Sweden	
Hungary	Sweden	UK	
Ireland	UK		

- Influence Overview
- Big Six Overall EU Policy
- Big Six Fiscal Policy
- Big Six Foreign and Security Policy**
- Affluent Seven
- Other Countries


First Rank




Second Rank




Third Rank




Fourth Rank



Fifth Rank



Sixth Rank



Number of respondents: 70. Size of rectangles corresponds with respondents' respective rankings. Countries with equal values are sorted from A-Z.

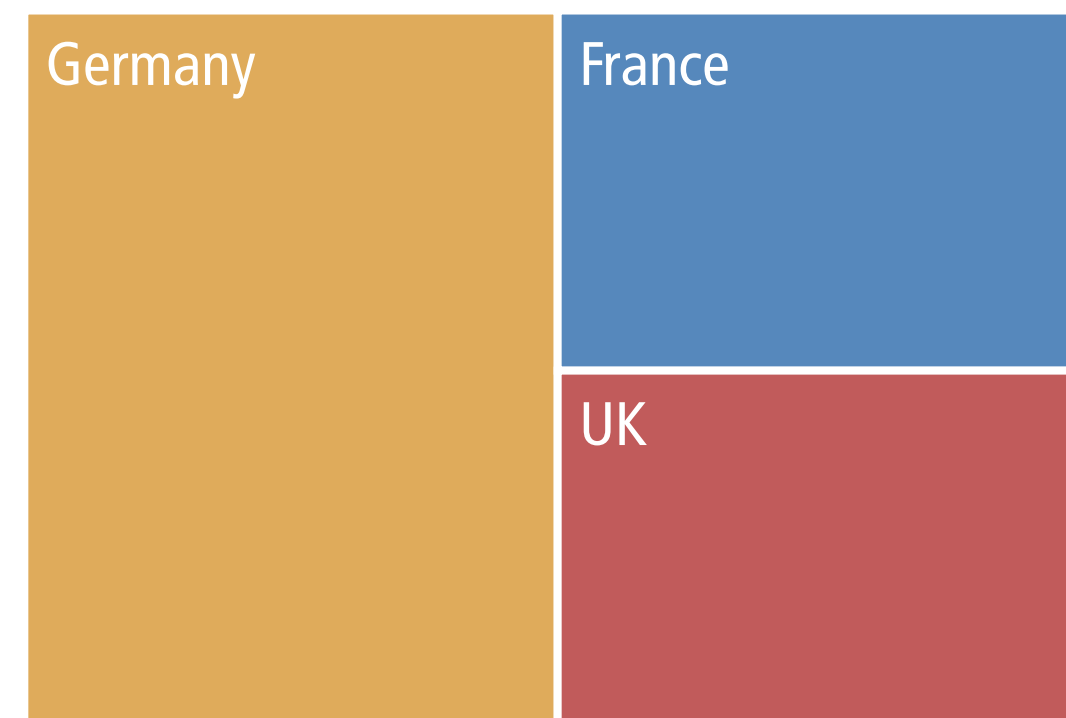
# Big Six Foreign and Security Policy Ranking by Austria

**Q7** “Please rank the six large EU member states according to their influence on EU foreign, security and defence policy over the past five years. (first rank being the most influential)”

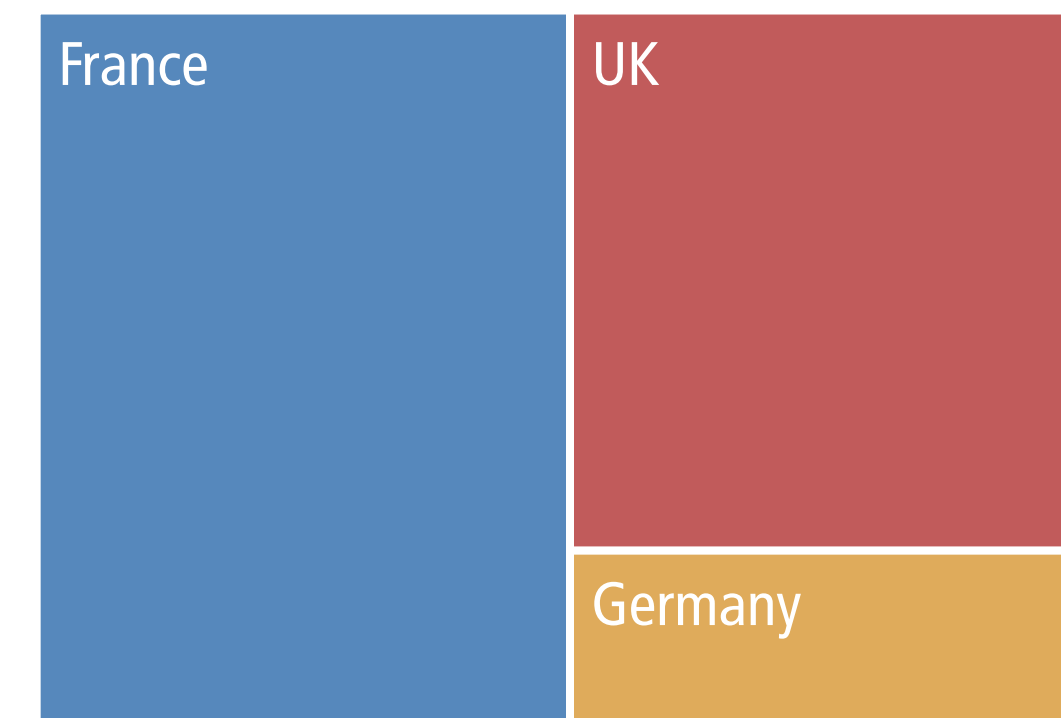
EU Big Six	Affluent Seven
Founding Six	Southern Seven
	Visegrád Four
<b>Austria</b>	Italy
Belgium	Latvia
Bulgaria	Lithuania
Croatia	Luxembourg
Cyprus	Malta
Czech Rep.	Netherlands
Denmark	Poland
Estonia	Portugal
Finland	Romania
France	Slovakia
Germany	Slovenia
Greece	Spain
Hungary	Sweden
Ireland	UK

- Influence Overview
- Big Six Overall EU Policy
- Big Six Fiscal Policy
- Big Six Foreign and Security Policy**
- Affluent Seven
- Other Countries

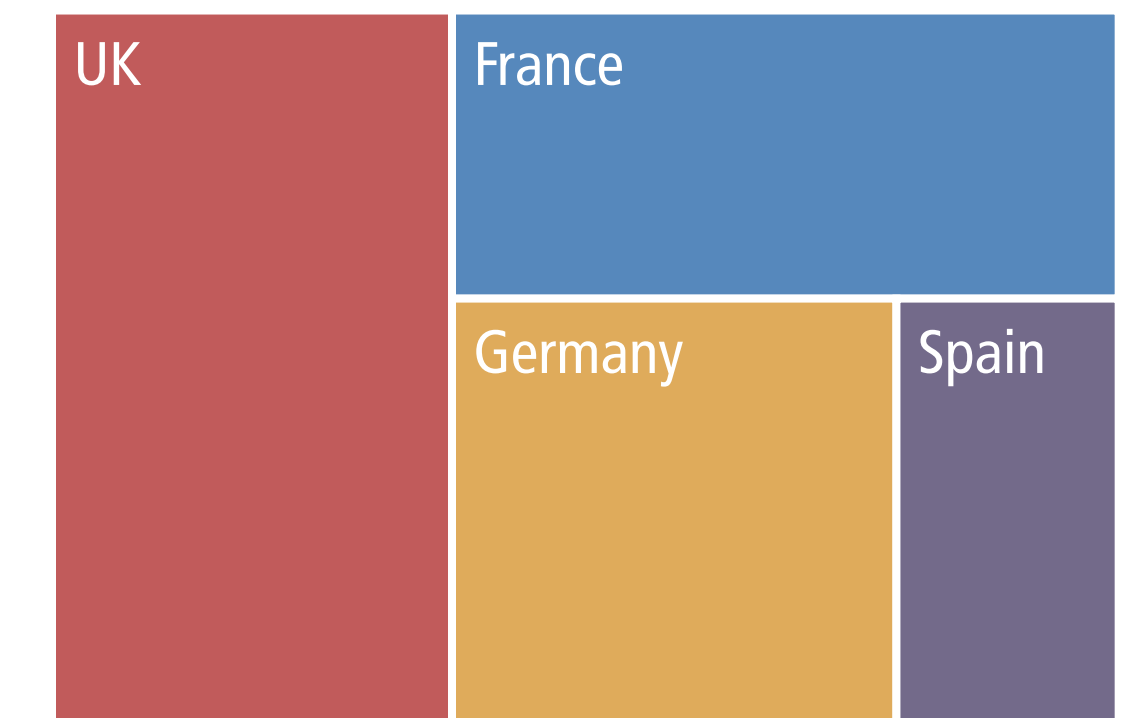
First Rank




Second Rank




Third Rank




Fourth Rank



Fifth Rank



Sixth Rank



Number of respondents: 8. Size of rectangles corresponds with respondents' respective rankings. Countries with equal values are sorted from A-Z.

# Big Six Foreign and Security Policy Ranking by Belgium

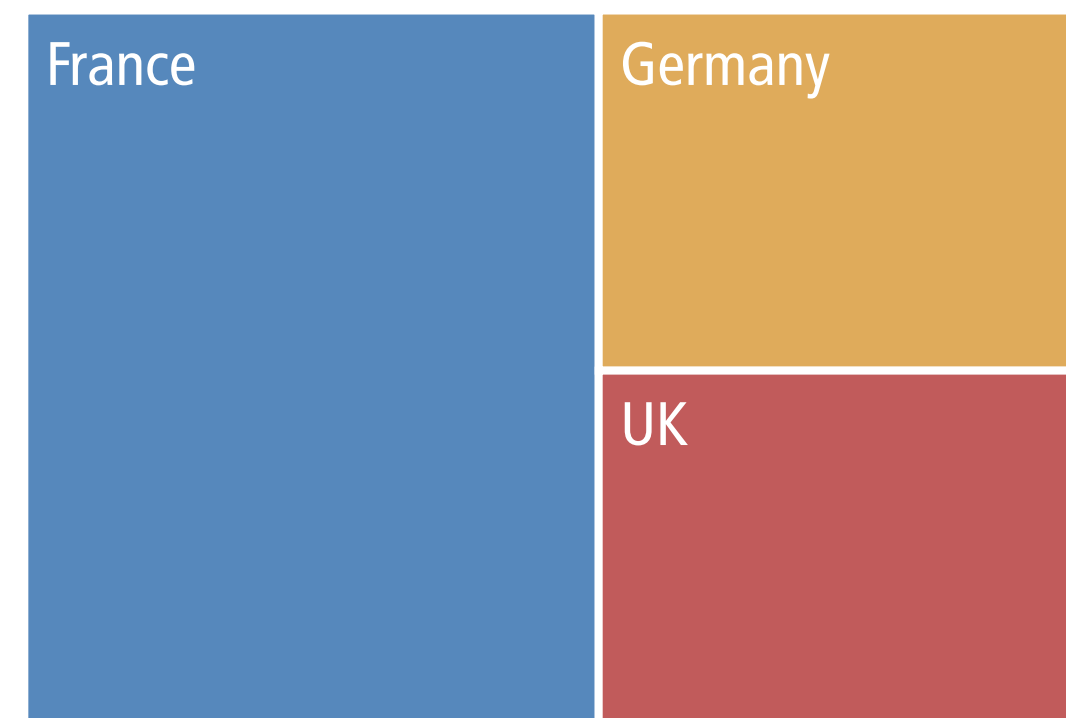
Q7

“Please rank the six large EU member states according to their influence on EU foreign, security and defence policy over the past five years. (first rank being the most influential)”

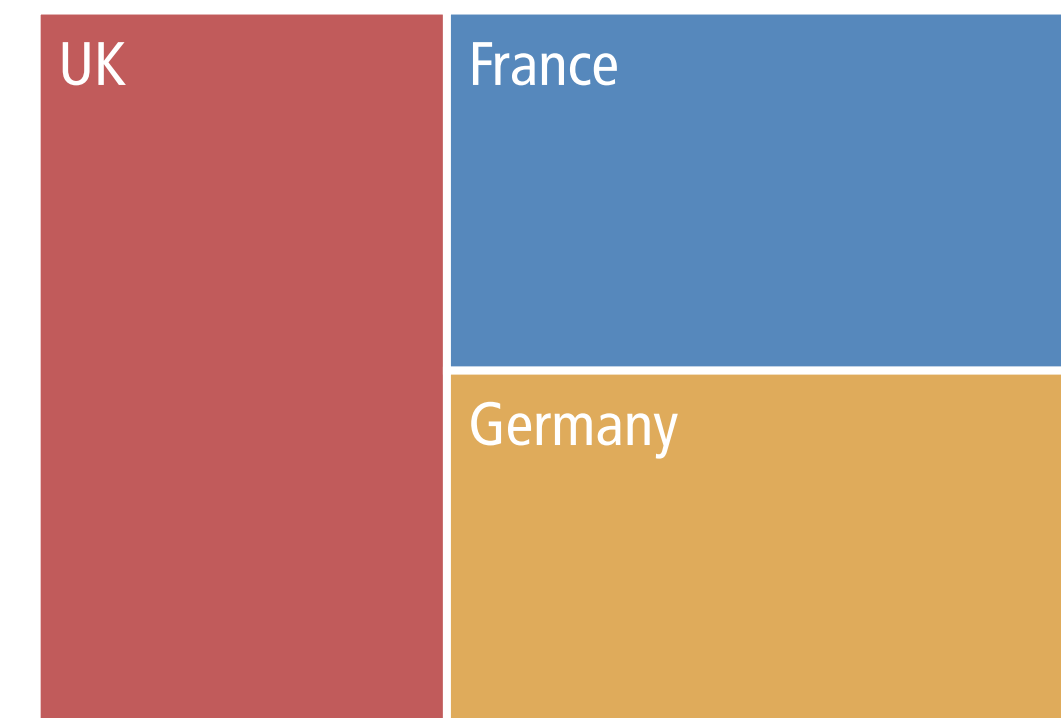
EU Big Six	Affluent Seven
Founding Six	Southern Seven
	Visegrád Four
Austria	Italy
<b>Belgium</b>	Latvia
Bulgaria	Lithuania
Croatia	Luxembourg
Cyprus	Malta
Czech Rep.	Netherlands
Denmark	Poland
Estonia	Portugal
Finland	Romania
France	Slovakia
Germany	Slovenia
Greece	Spain
Hungary	Sweden
Ireland	UK

- Influence Overview
- Big Six Overall EU Policy
- Big Six Fiscal Policy
- Big Six Foreign and Security Policy**
- Affluent Seven
- Other Countries

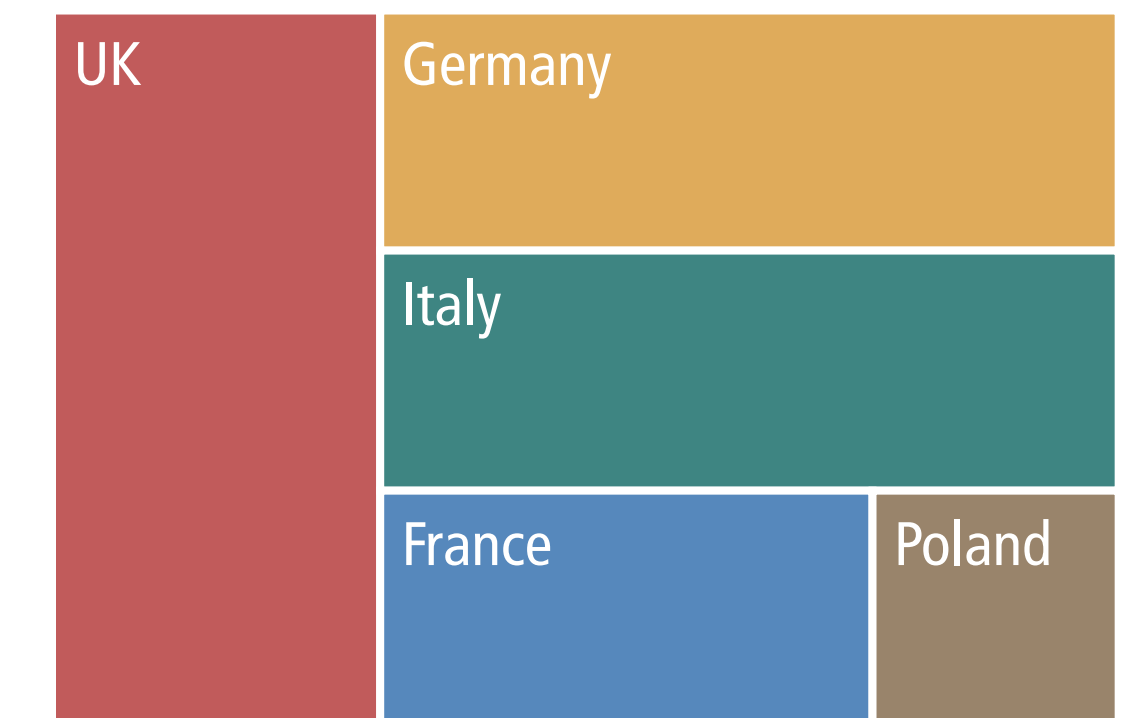
First Rank




Second Rank




Third Rank




Fourth Rank



Fifth Rank



Sixth Rank



Number of respondents: 13. Size of rectangles corresponds with respondents' respective rankings. Countries with equal values are sorted from A-Z.

# Big Six Foreign and Security Policy Ranking by Bulgaria

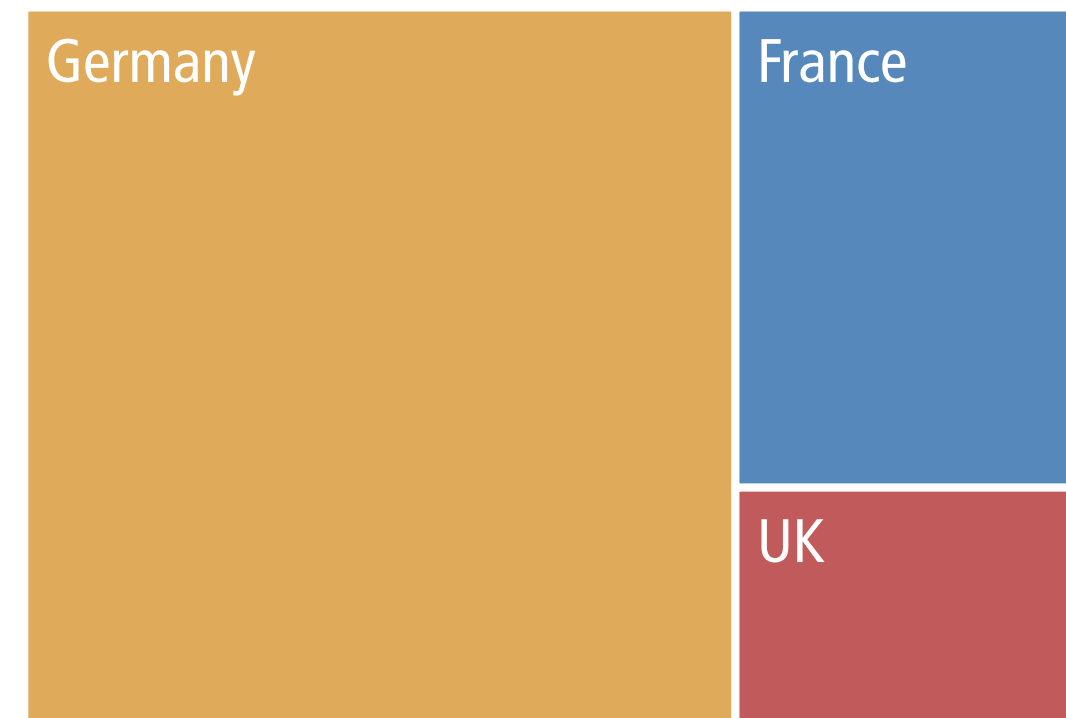
Q7

“Please rank the six large EU member states according to their influence on EU foreign, security and defence policy over the past five years. (first rank being the most influential)”

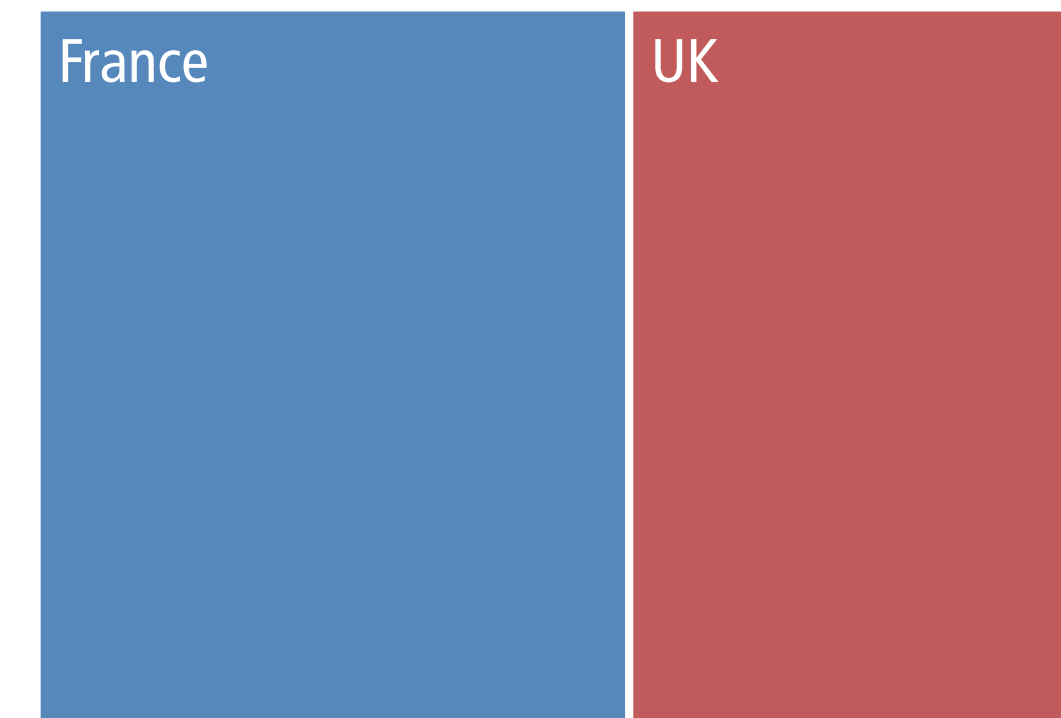
EU Big Six	Affluent Seven
Founding Six	Southern Seven
	Visegrád Four
Austria	Italy
Belgium	Latvia
<b>Bulgaria</b>	Lithuania
Croatia	Luxembourg
Cyprus	Malta
Czech Rep.	Netherlands
Denmark	Poland
Estonia	Portugal
Finland	Romania
France	Slovakia
Germany	Slovenia
Greece	Spain
Hungary	Sweden
Ireland	UK

- Influence Overview
- Big Six Overall EU Policy
- Big Six Fiscal Policy
- Big Six Foreign and Security Policy**
- Affluent Seven
- Other Countries

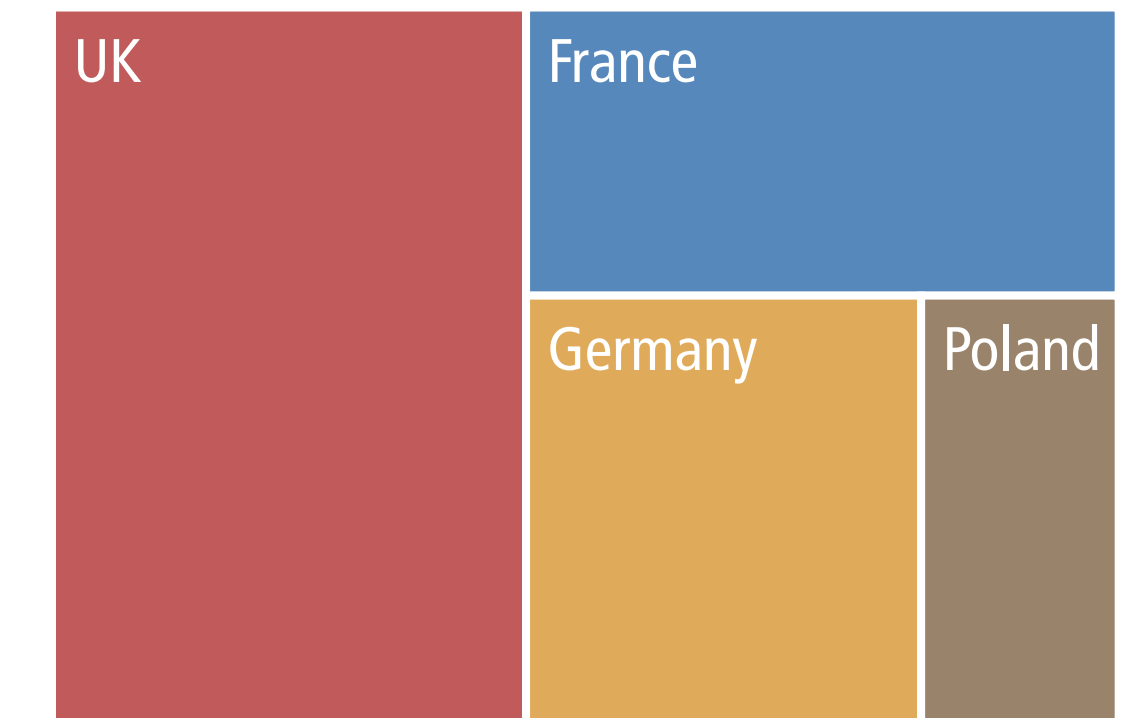
First Rank




Second Rank




Third Rank




Fourth Rank



Fifth Rank



Sixth Rank



Number of respondents: 9. Size of rectangles corresponds with respondents' respective rankings. Countries with equal values are sorted from A-Z.


# Big Six Foreign and Security Policy Ranking by Croatia

**Q7** "Please rank the six large EU member states according to their influence on EU foreign, security and defence policy over the past five years. (first rank being the most influential)"

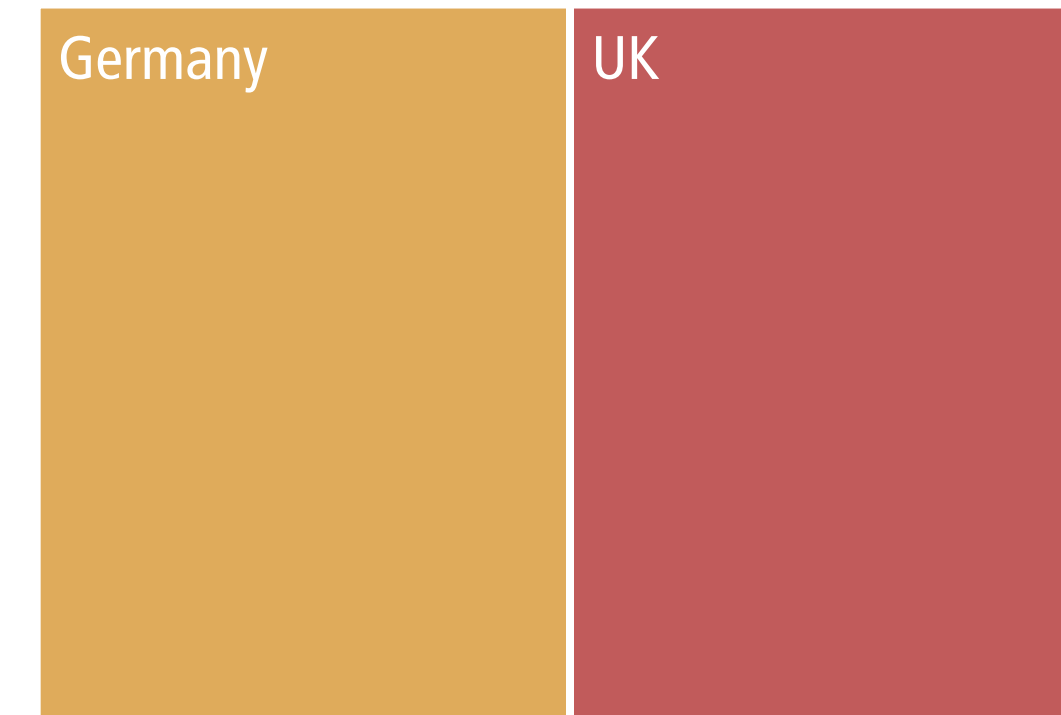
EU Big Six Founding Six	Affluent Seven Southern Seven Visegrád Four
Austria	Italy
Belgium	Latvia
Bulgaria	Lithuania
<b>Croatia</b>	Luxembourg
Cyprus	Malta
Czech Rep.	Netherlands
Denmark	Poland
Estonia	Portugal
Finland	Romania
France	Slovakia
Germany	Slovenia
Greece	Spain
Hungary	Sweden
Ireland	UK

- Influence Overview
- Big Six Overall EU Policy
- Big Six Fiscal Policy
- Big Six Foreign and Security Policy**
- Affluent Seven
- Other Countries

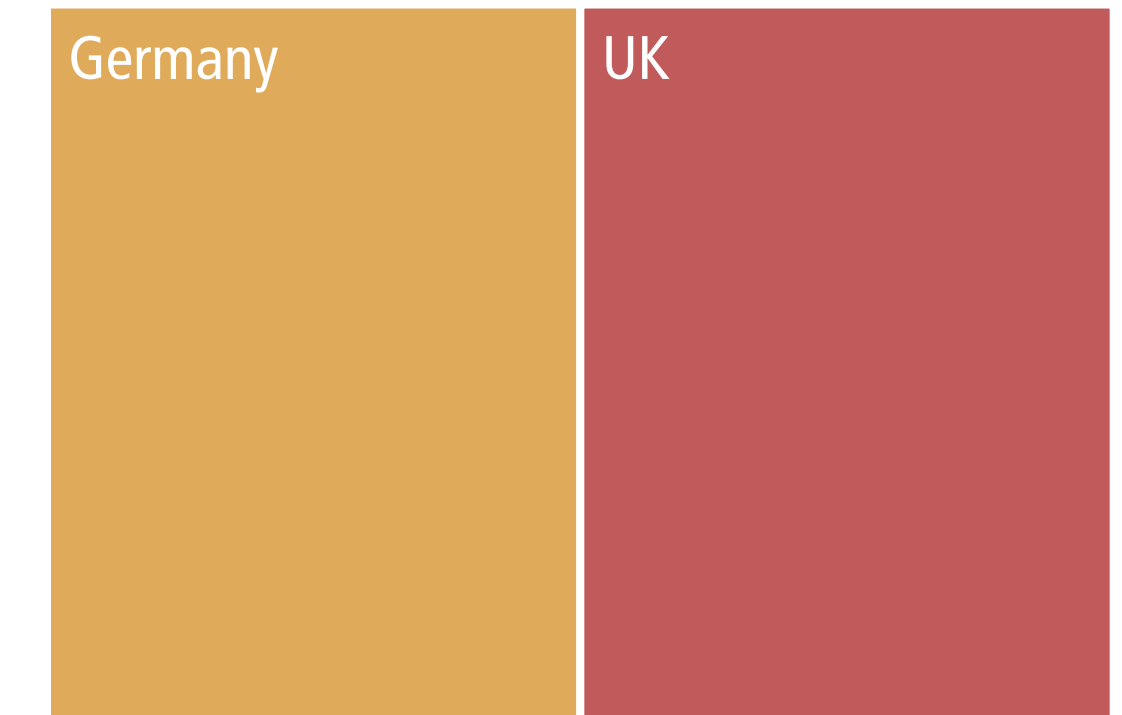
## First Rank



## Second Rank




## Third Rank



## Fourth Rank



## Fifth Rank



## Sixth Rank



Number of respondents: 2. Size of rectangles corresponds with respondents' respective rankings. Countries with equal values are sorted from A-Z.


# Big Six Foreign and Security Policy Ranking by Cyprus

**Q7** “Please rank the six large EU member states according to their influence on EU foreign, security and defence policy over the past five years. (first rank being the most influential)”


EU Big Six Founding Six	Affluent Seven Southern Seven Visegrád Four
Austria	Italy
Belgium	Latvia
Bulgaria	Lithuania
Croatia	Luxembourg
<b>Cyprus</b>	Malta
Czech Rep.	Netherlands
Denmark	Poland
Estonia	Portugal
Finland	Romania
France	Slovakia
Germany	Slovenia
Greece	Spain
Hungary	Sweden
Ireland	UK

- Influence Overview
- Big Six Overall EU Policy
- Big Six Fiscal Policy
- Big Six Foreign and Security Policy**
- Affluent Seven
- Other Countries

## First Rank



## Second Rank




## Third Rank



## Fourth Rank



## Fifth Rank



## Sixth Rank



Number of respondents: 1. Size of rectangles corresponds with respondents' respective rankings. Countries with equal values are sorted from A-Z.

# Big Six Foreign and Security Policy Ranking by Czech Rep.

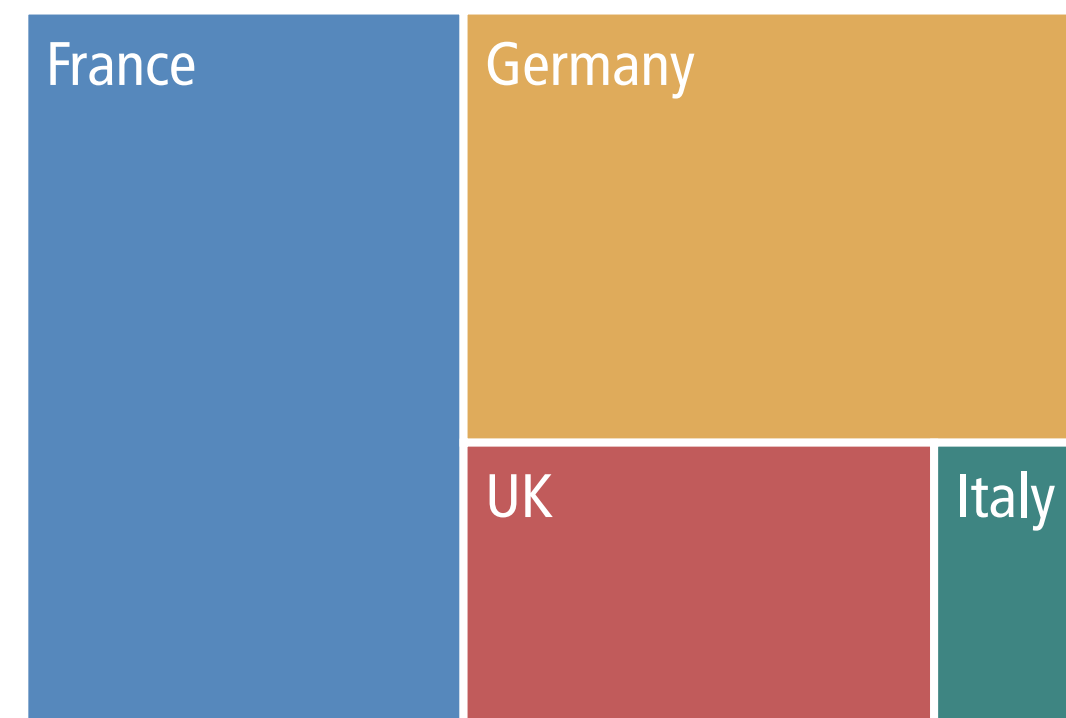
Q7

“Please rank the six large EU member states according to their influence on EU foreign, security and defence policy over the past five years. (first rank being the most influential)”

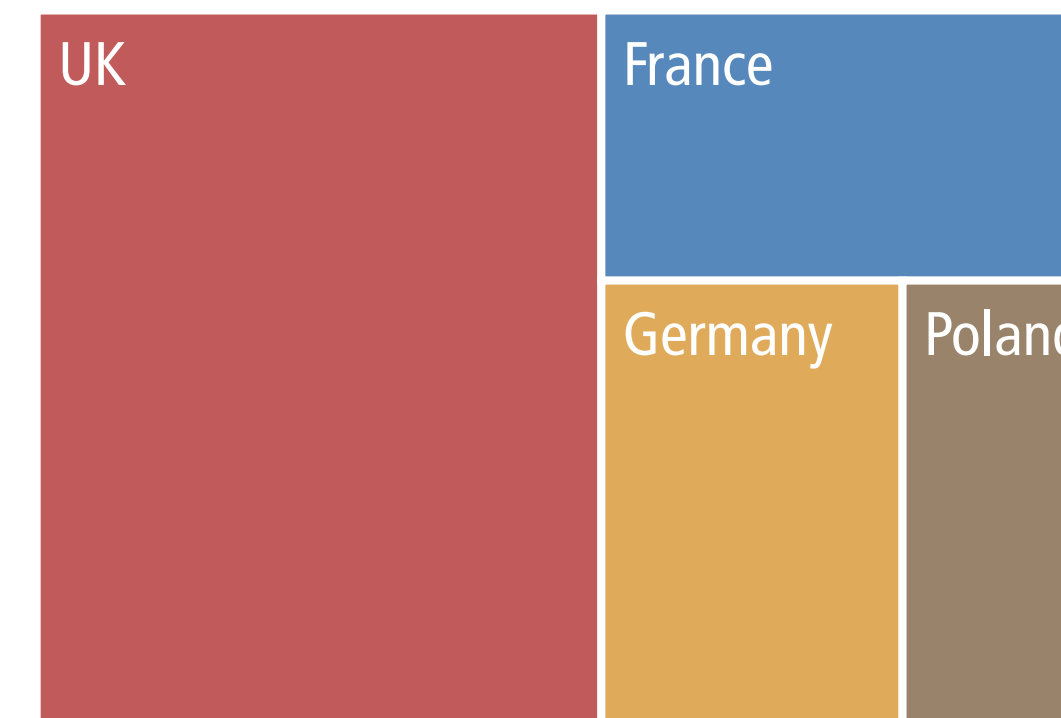
EU Big Six Founding Six	Affluent Seven Southern Seven Visegrád Four
Austria	Italy
Belgium	Latvia
Bulgaria	Lithuania
Croatia	Luxembourg
Cyprus	Malta
<b>Czech Rep.</b>	Netherlands
Denmark	Poland
Estonia	Portugal
Finland	Romania
France	Slovakia
Germany	Slovenia
Greece	Spain
Hungary	Sweden
Ireland	UK

- Influence Overview
- Big Six Overall EU Policy
- Big Six Fiscal Policy
- Big Six Foreign and Security Policy**
- Affluent Seven
- Other Countries

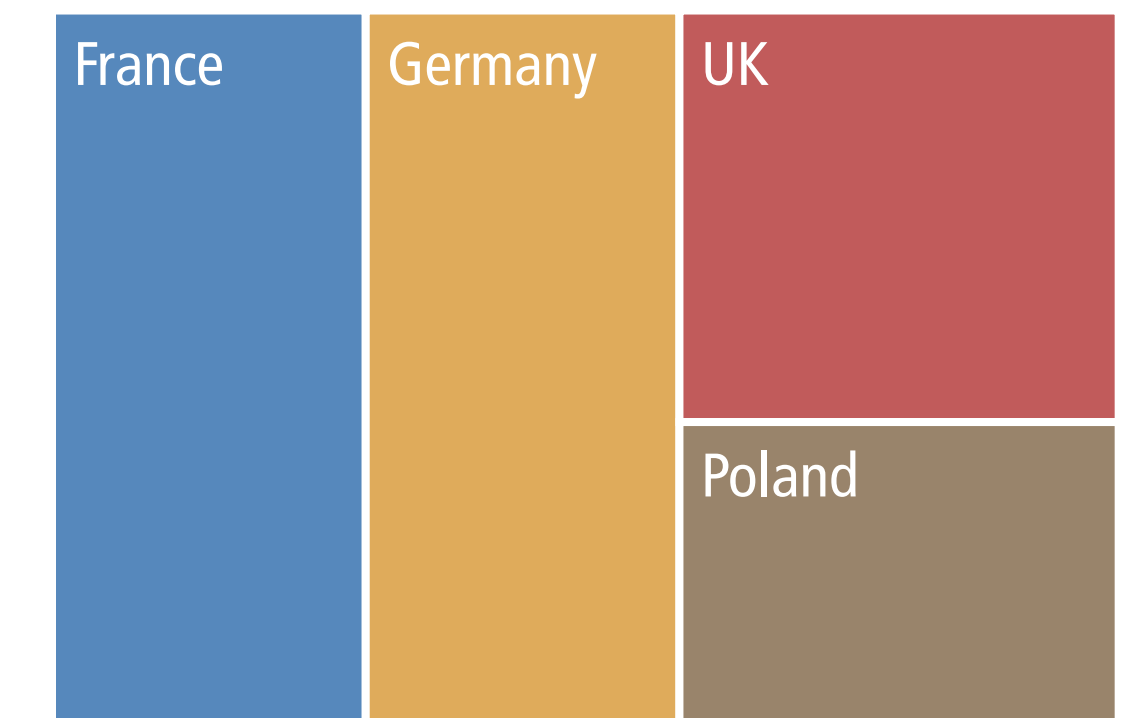
First Rank




Second Rank




Third Rank




Fourth Rank



Fifth Rank



Sixth Rank



Number of respondents: 17. Size of rectangles corresponds with respondents' respective rankings. Countries with equal values are sorted from A-Z.

# Big Six Foreign and Security Policy Ranking by Denmark

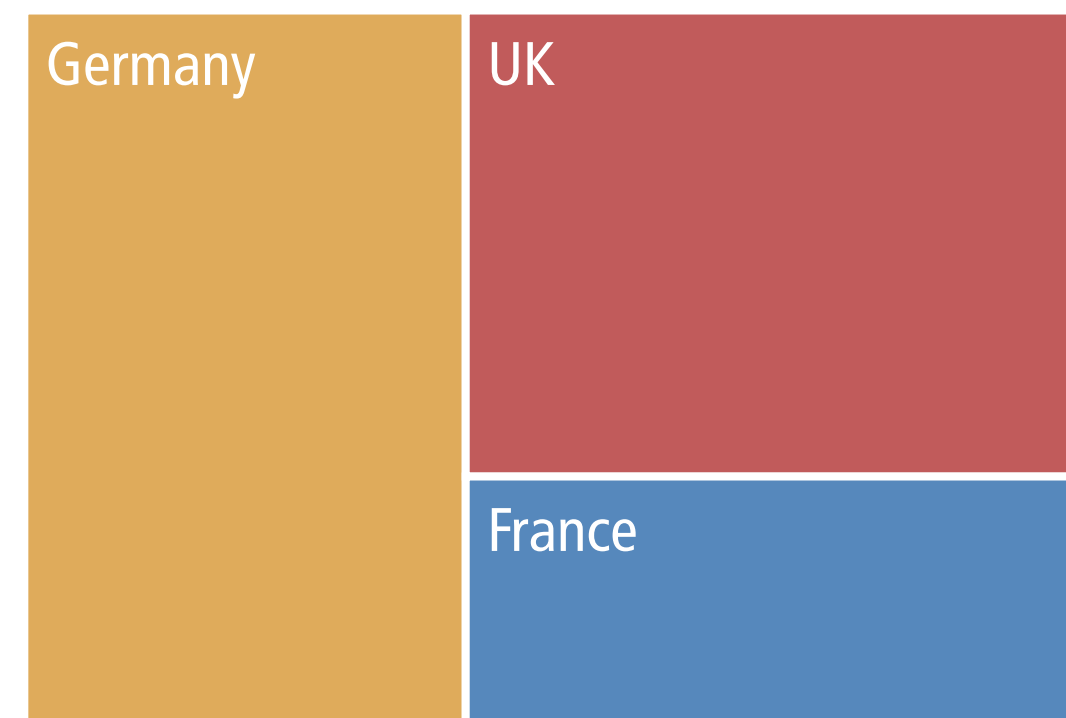
Q7

“Please rank the six large EU member states according to their influence on EU foreign, security and defence policy over the past five years. (first rank being the most influential)”

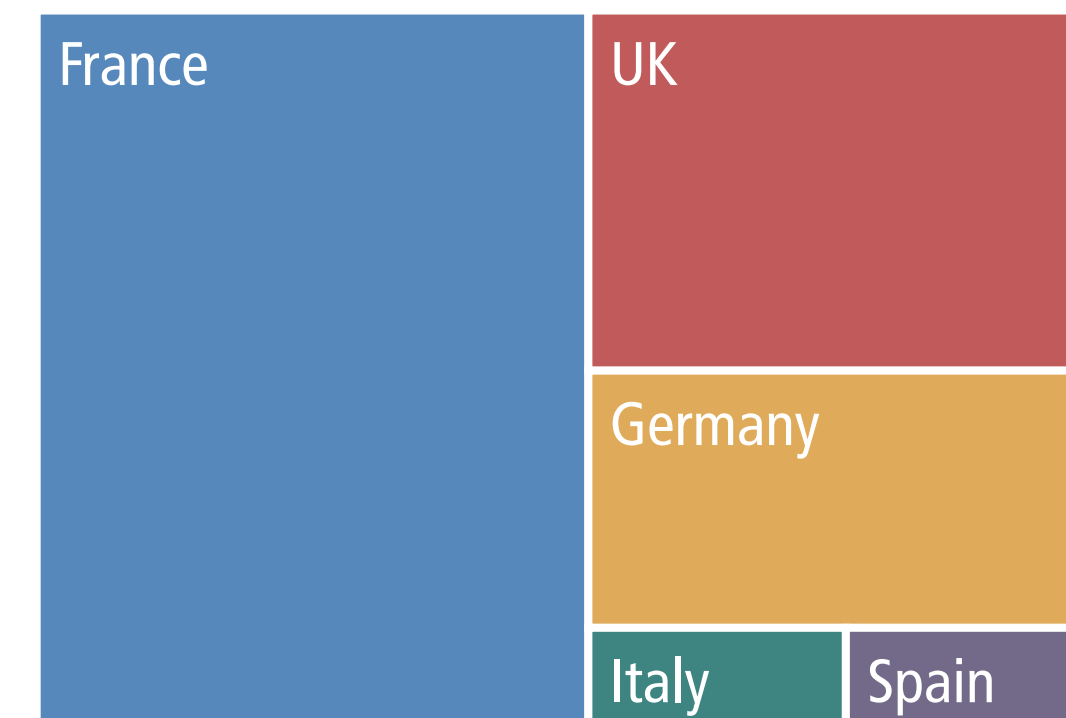
EU Big Six Founding Six	Affluent Seven Southern Seven Visegrád Four
Austria	Italy
Belgium	Latvia
Bulgaria	Lithuania
Croatia	Luxembourg
Cyprus	Malta
Czech Rep.	Netherlands
<b>Denmark</b>	Poland
Estonia	Portugal
Finland	Romania
France	Slovakia
Germany	Slovenia
Greece	Spain
Hungary	Sweden
Ireland	UK

- Influence Overview
- Big Six Overall EU Policy
- Big Six Fiscal Policy
- Big Six Foreign and Security Policy**
- Affluent Seven
- Other Countries

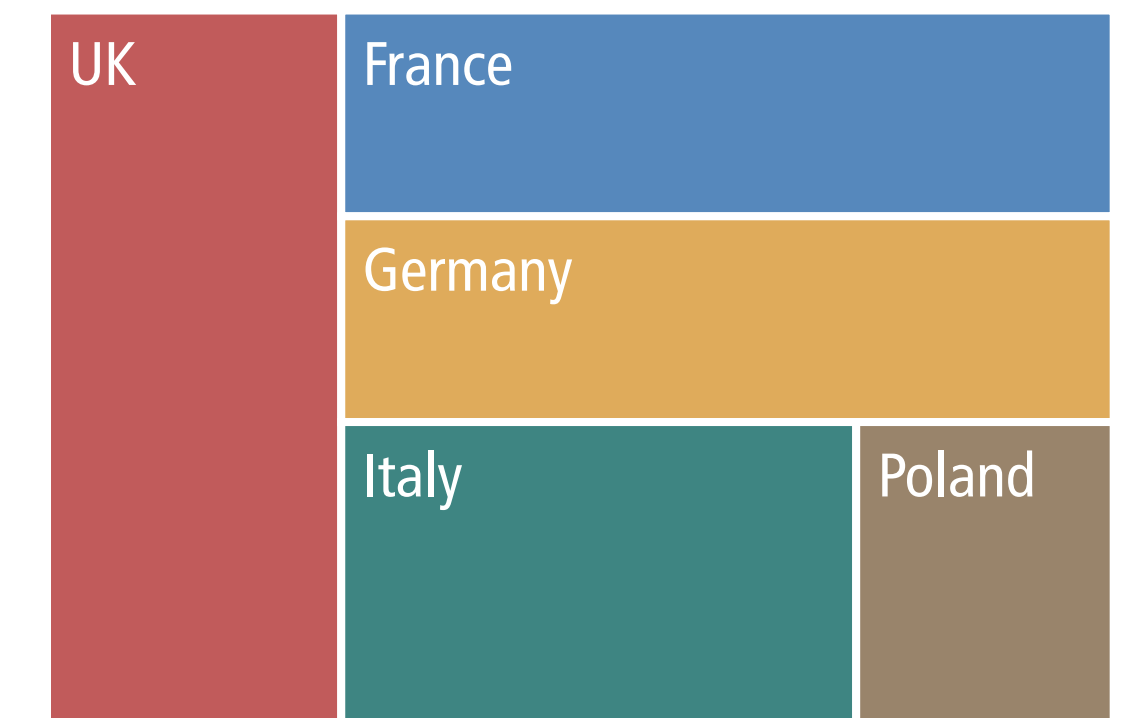
First Rank




Second Rank




Third Rank




Fourth Rank



Fifth Rank



Sixth Rank



Number of respondents: 29. Size of rectangles corresponds with respondents' respective rankings. Countries with equal values are sorted from A-Z.



# Big Six Foreign and Security Policy Ranking by Estonia


Q7

“Please rank the six large EU member states according to their influence on EU foreign, security and defence policy over the past five years. (first rank being the most influential)”

EU Big Six Founding Six	Affluent Seven Southern Seven Visegrád Four
Austria	Italy
Belgium	Latvia
Bulgaria	Lithuania
Croatia	Luxembourg
Cyprus	Malta
Czech Rep.	Netherlands
Denmark	Poland
<b>Estonia</b>	Portugal
Finland	Romania
France	Slovakia
Germany	Slovenia
Greece	Spain
Hungary	Sweden
Ireland	UK

- Influence Overview
- Big Six Overall EU Policy
- Big Six Fiscal Policy
- Big Six Foreign and Security Policy**
- Affluent Seven
- Other Countries


First Rank



Second Rank




Third Rank



Fourth Rank



Fifth Rank



Sixth Rank



Number of respondents: 2. Size of rectangles corresponds with respondents' respective rankings. Countries with equal values are sorted from A-Z.

# Big Six Foreign and Security Policy Ranking by Finland

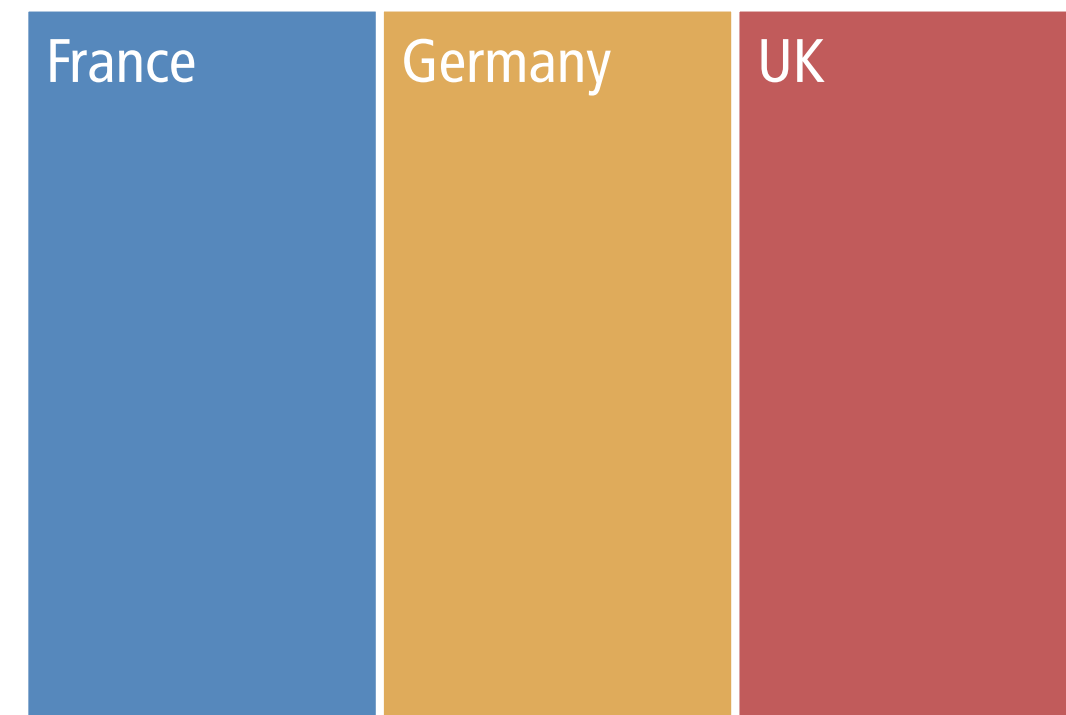
Q7

“Please rank the six large EU member states according to their influence on EU foreign, security and defence policy over the past five years. (first rank being the most influential)”


EU Big Six Founding Six	Affluent Seven Southern Seven Visegrád Four
Austria	Italy
Belgium	Latvia
Bulgaria	Lithuania
Croatia	Luxembourg
Cyprus	Malta
Czech Rep.	Netherlands
Denmark	Poland
Estonia	Portugal
<b>Finland</b>	Romania
France	Slovakia
Germany	Slovenia
Greece	Spain
Hungary	Sweden
Ireland	UK

- Influence Overview
- Big Six Overall EU Policy
- Big Six Fiscal Policy
- Big Six Foreign and Security Policy**
- Affluent Seven
- Other Countries


First Rank




Second Rank




Third Rank




Fourth Rank



Fifth Rank



Sixth Rank



Number of respondents: 15. Size of rectangles corresponds with respondents' respective rankings. Countries with equal values are sorted from A-Z.

# Big Six Foreign and Security Policy Ranking by France


Q7

“Please rank the six large EU member states according to their influence on EU foreign, security and defence policy over the past five years. (first rank being the most influential)”

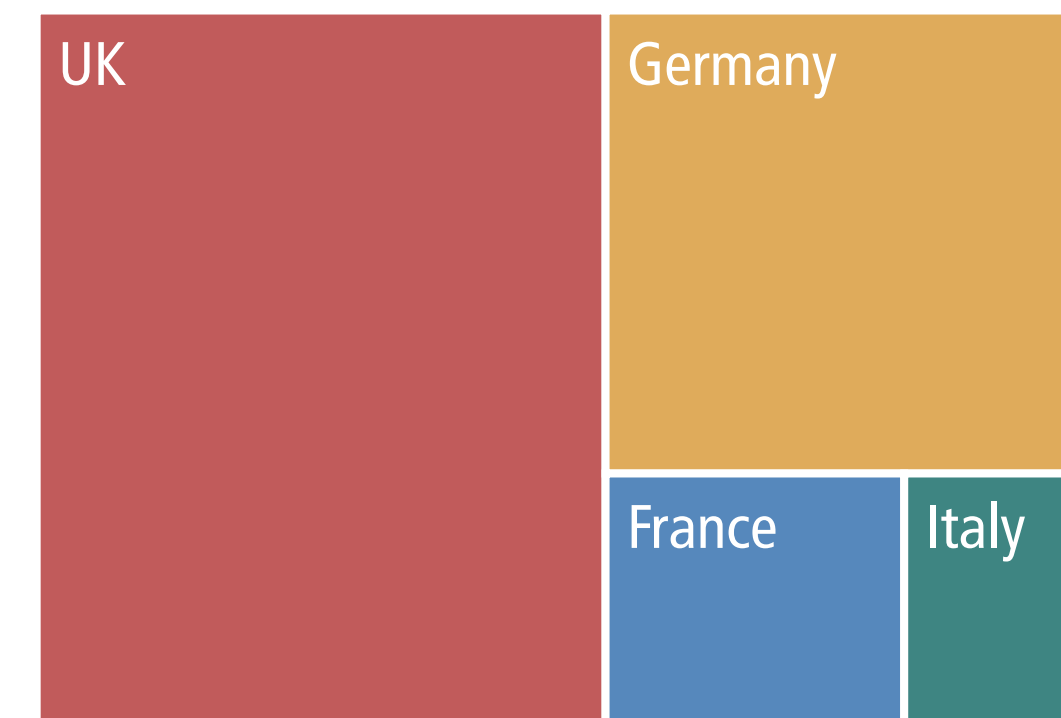
EU Big Six Founding Six	Affluent Seven Southern Seven Visegrád Four
Austria	Italy
Belgium	Latvia
Bulgaria	Lithuania
Croatia	Luxembourg
Cyprus	Malta
Czech Rep.	Netherlands
Denmark	Poland
Estonia	Portugal
Finland	Romania
<b>France</b>	Slovakia
Germany	Slovenia
Greece	Spain
Hungary	Sweden
Ireland	UK

- Influence Overview
- Big Six Overall EU Policy
- Big Six Fiscal Policy
- Big Six Foreign and Security Policy**
- Affluent Seven
- Other Countries

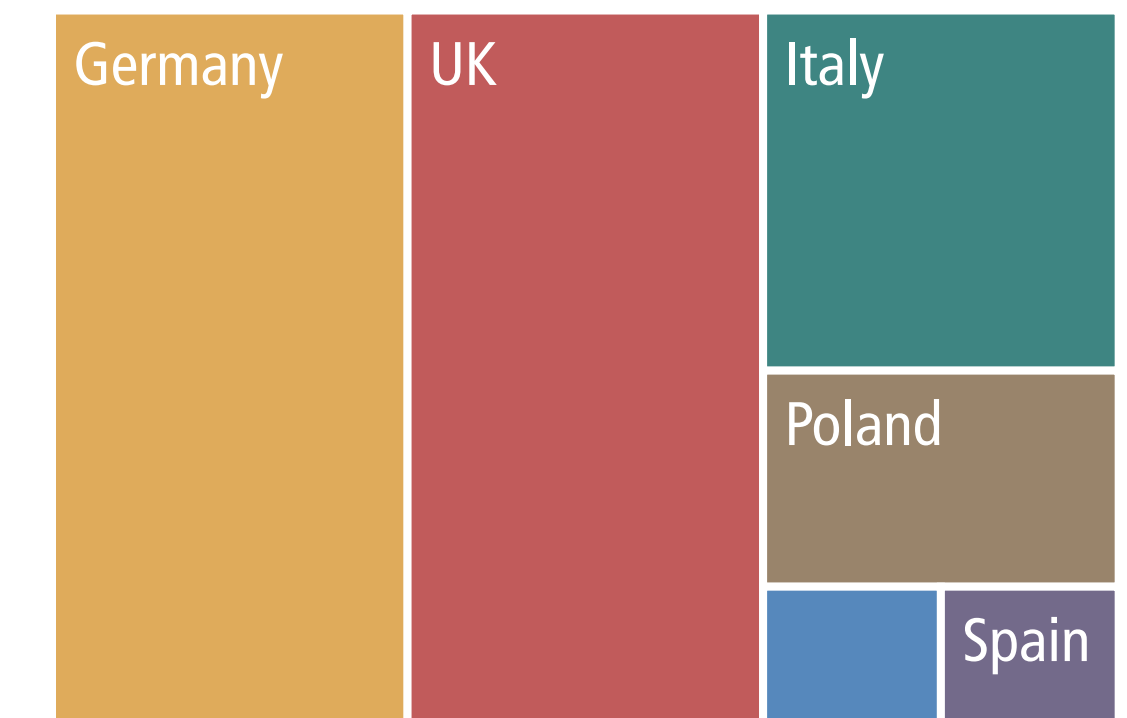
First Rank




Second Rank




Third Rank




Fourth Rank



Fifth Rank



Sixth Rank



Number of respondents: 30. Size of rectangles corresponds with respondents' respective rankings. Countries with equal values are sorted from A-Z.

# Big Six Foreign and Security Policy Ranking by Germany

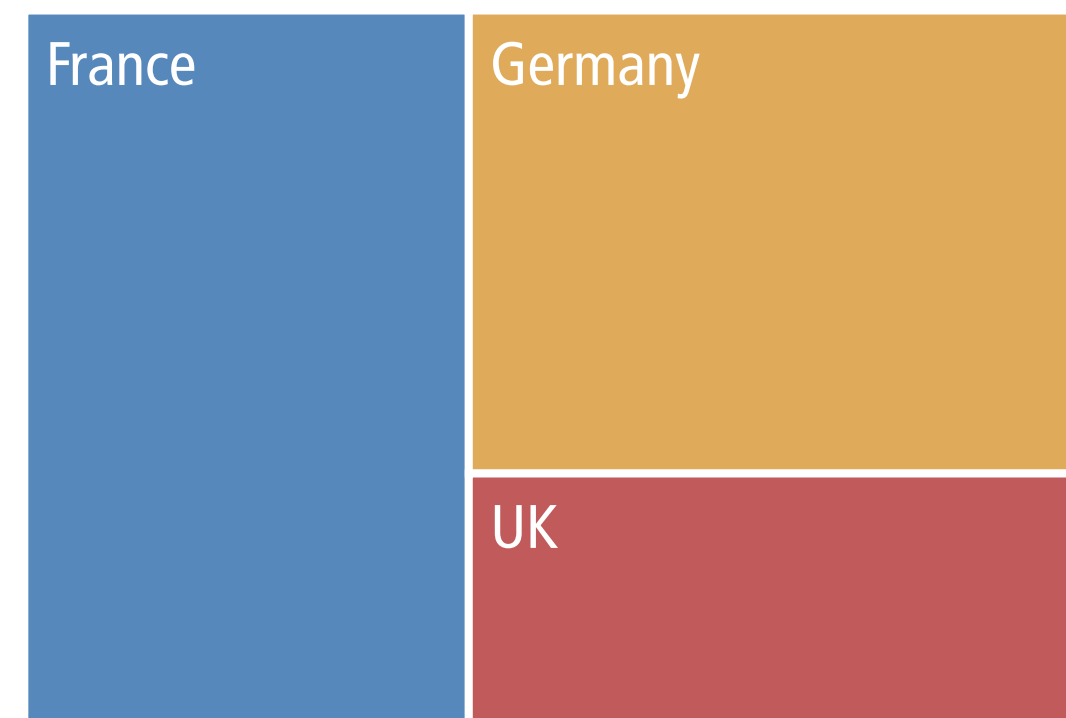
Q7

“Please rank the six large EU member states according to their influence on EU foreign, security and defence policy over the past five years. (first rank being the most influential)”

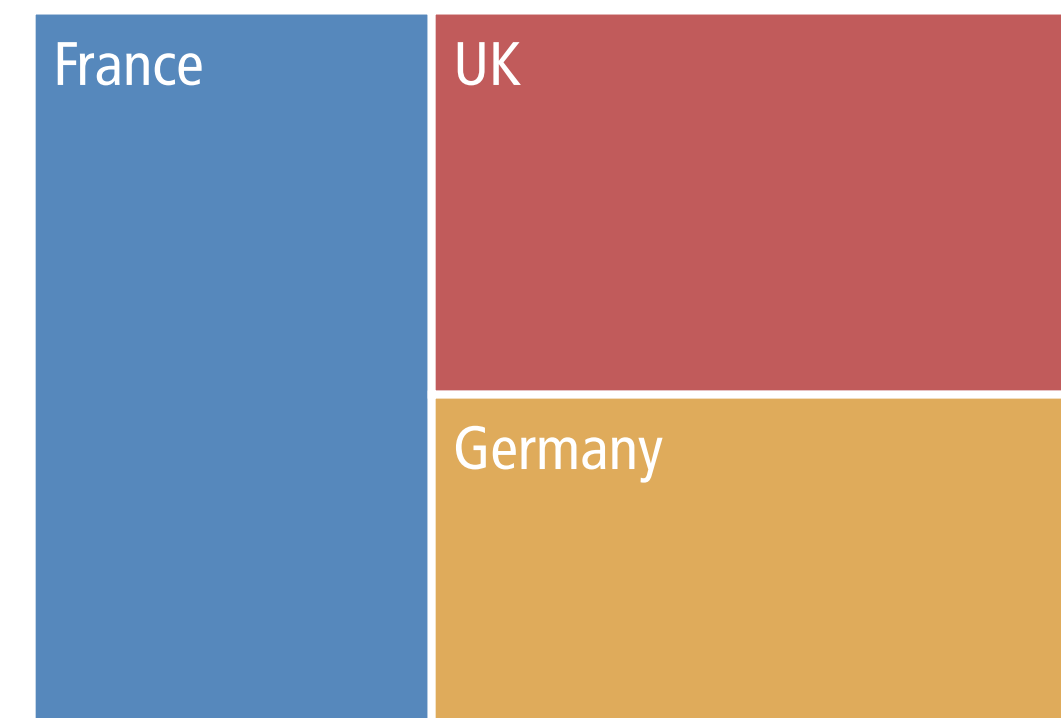
EU Big Six Founding Six	Affluent Seven Southern Seven Visegrád Four
Austria	Italy
Belgium	Latvia
Bulgaria	Lithuania
Croatia	Luxembourg
Cyprus	Malta
Czech Rep.	Netherlands
Denmark	Poland
Estonia	Portugal
Finland	Romania
France	Slovakia
<b>Germany</b>	Slovenia
Greece	Spain
Hungary	Sweden
Ireland	UK

- Influence Overview
- Big Six Overall EU Policy
- Big Six Fiscal Policy
- Big Six Foreign and Security Policy**
- Affluent Seven
- Other Countries

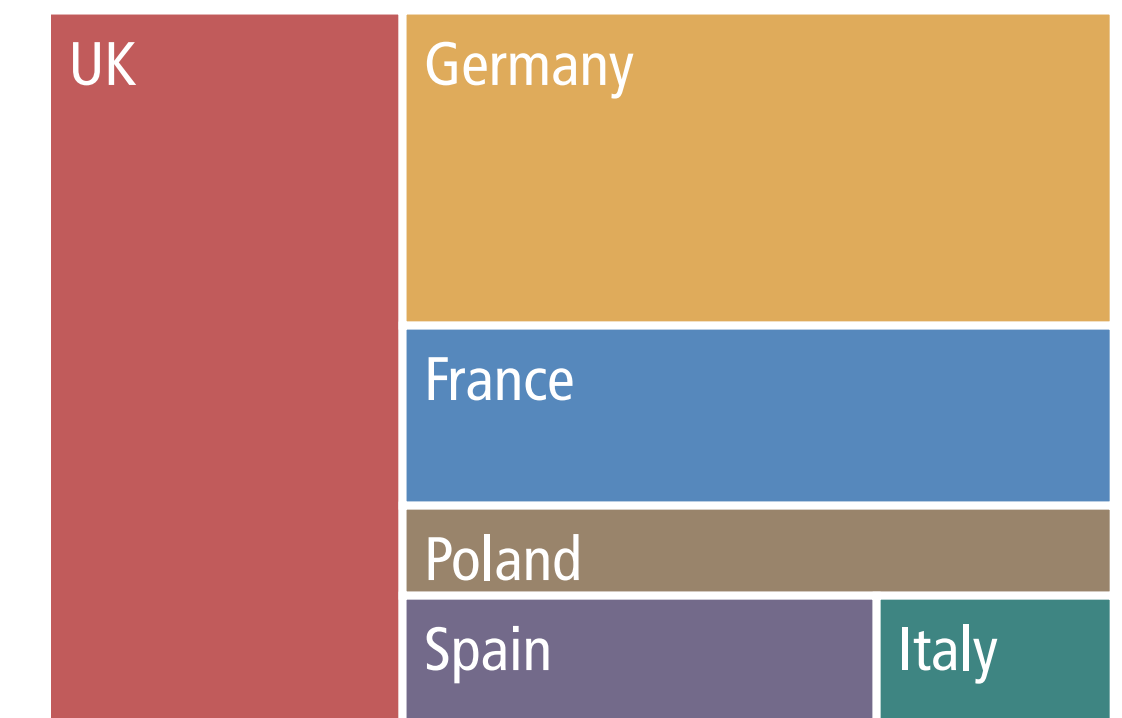
First Rank




Second Rank




Third Rank




Fourth Rank



Fifth Rank



Sixth Rank



Number of respondents: 24. Size of rectangles corresponds with respondents' respective rankings. Countries with equal values are sorted from A-Z.

# Big Six Foreign and Security Policy Ranking by Greece

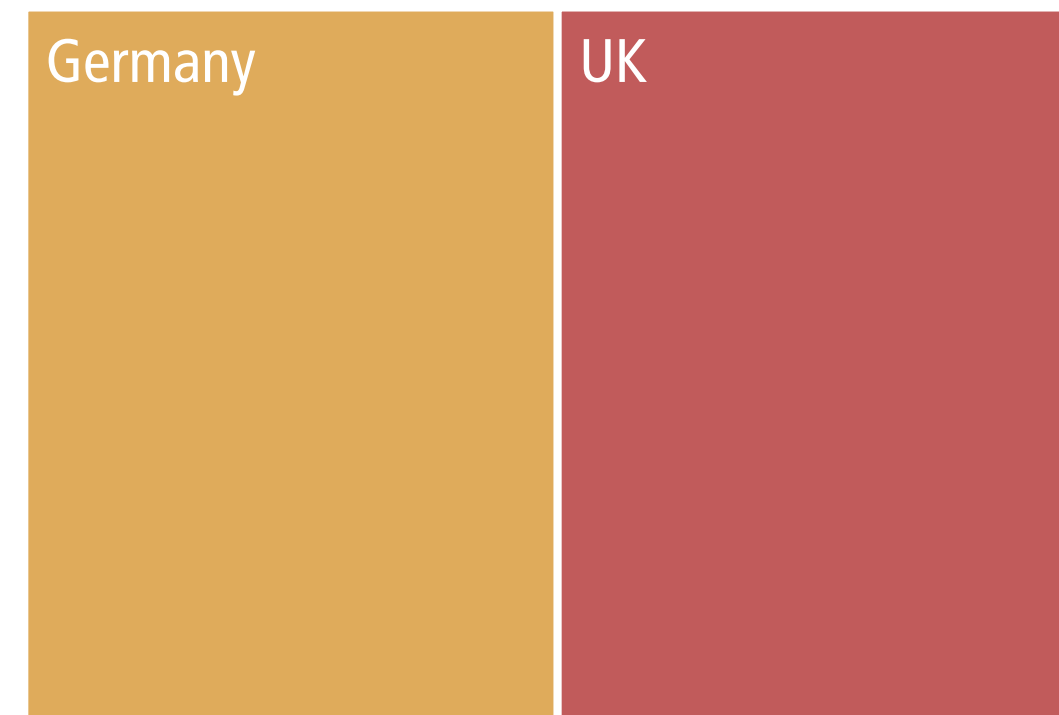
Q7

“Please rank the six large EU member states according to their influence on EU foreign, security and defence policy over the past five years. (first rank being the most influential)”

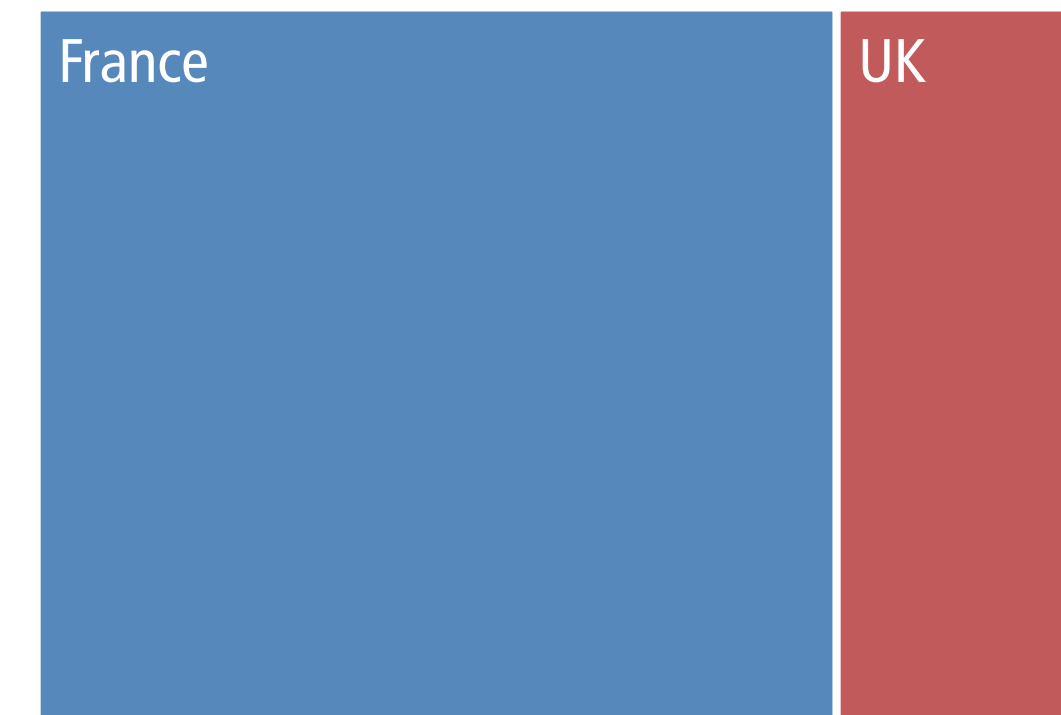
EU Big Six	Affluent Seven
Founding Six	Southern Seven
	Visegrád Four
Austria	Italy
Belgium	Latvia
Bulgaria	Lithuania
Croatia	Luxembourg
Cyprus	Malta
Czech Rep.	Netherlands
Denmark	Poland
Estonia	Portugal
Finland	Romania
France	Slovakia
Germany	Slovenia
<b>Greece</b>	Spain
Hungary	Sweden
Ireland	UK

- Influence Overview
- Big Six Overall EU Policy
- Big Six Fiscal Policy
- Big Six Foreign and Security Policy**
- Affluent Seven
- Other Countries


First Rank




Second Rank




Third Rank



Fourth Rank



Fifth Rank



Sixth Rank



Number of respondents: 4. Size of rectangles corresponds with respondents' respective rankings. Countries with equal values are sorted from A-Z.

# Big Six Foreign and Security Policy Ranking by Hungary


Q7

“Please rank the six large EU member states according to their influence on EU foreign, security and defence policy over the past five years. (first rank being the most influential)”

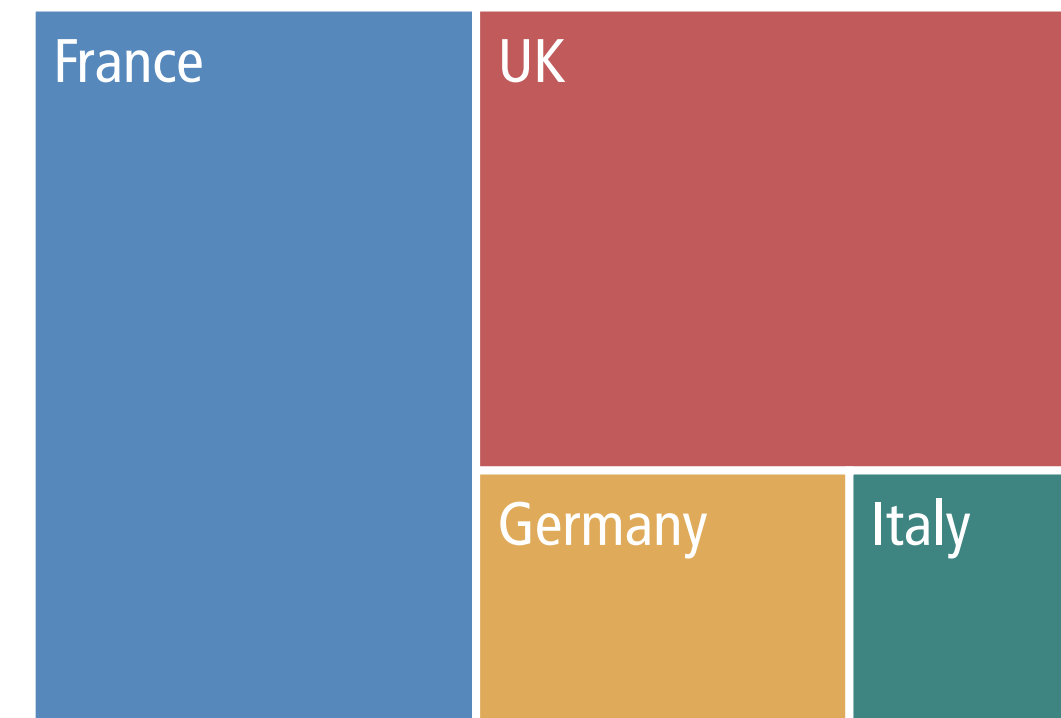
EU Big Six Founding Six	Affluent Seven Southern Seven Visegrád Four
Austria	Italy
Belgium	Latvia
Bulgaria	Lithuania
Croatia	Luxembourg
Cyprus	Malta
Czech Rep.	Netherlands
Denmark	Poland
Estonia	Portugal
Finland	Romania
France	Slovakia
Germany	Slovenia
Greece	Spain
<b>Hungary</b>	Sweden
Ireland	UK

- Influence Overview
- Big Six Overall EU Policy
- Big Six Fiscal Policy
- Big Six Foreign and Security Policy**
- Affluent Seven
- Other Countries

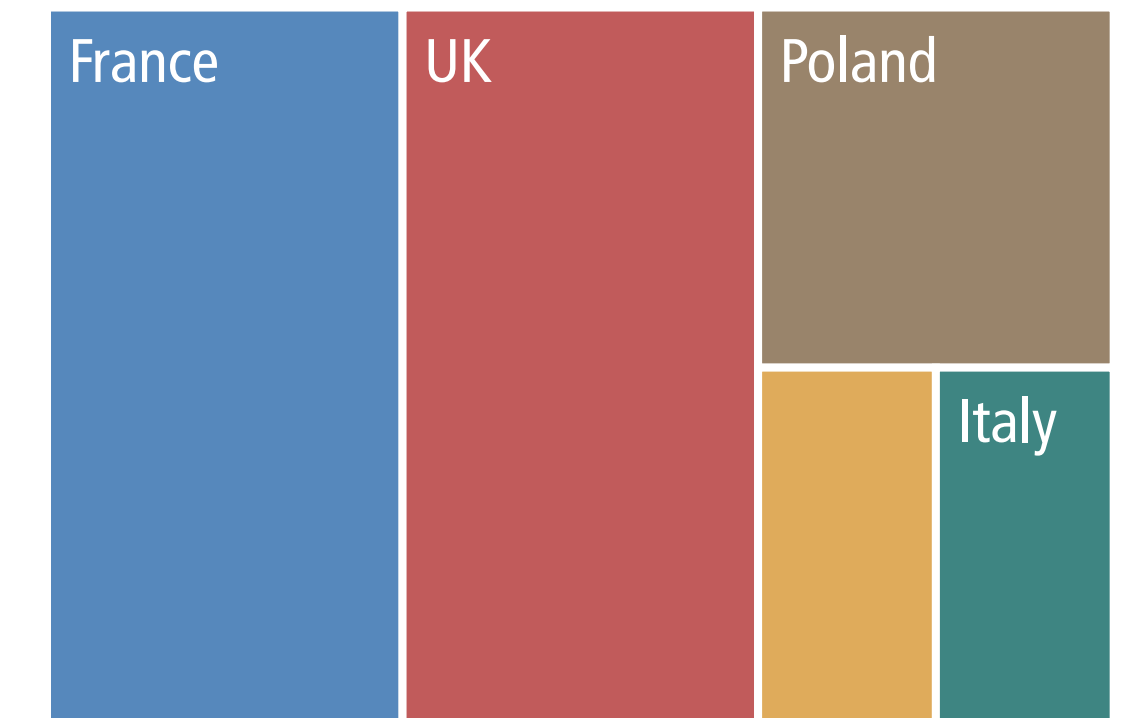
First Rank




Second Rank




Third Rank




Fourth Rank



Fifth Rank



Sixth Rank



Number of respondents: 24. Size of rectangles corresponds with respondents' respective rankings. Countries with equal values are sorted from A-Z.

# Big Six Foreign and Security Policy Ranking by Ireland


Q7

“Please rank the six large EU member states according to their influence on EU foreign, security and defence policy over the past five years. (first rank being the most influential)”

EU Big Six Founding Six	Affluent Seven Southern Seven Visegrád Four
Austria	Italy
Belgium	Latvia
Bulgaria	Lithuania
Croatia	Luxembourg
Cyprus	Malta
Czech Rep.	Netherlands
Denmark	Poland
Estonia	Portugal
Finland	Romania
France	Slovakia
Germany	Slovenia
Greece	Spain
Hungary	Sweden
<b>Ireland</b>	UK

- Influence Overview
- Big Six Overall EU Policy
- Big Six Fiscal Policy
- Big Six Foreign and Security Policy**
- Affluent Seven
- Other Countries


First Rank




Second Rank




Third Rank




Fourth Rank



Fifth Rank



Sixth Rank



Number of respondents: 5. Size of rectangles corresponds with respondents' respective rankings. Countries with equal values are sorted from A-Z.

# Big Six Foreign and Security Policy Ranking by Italy

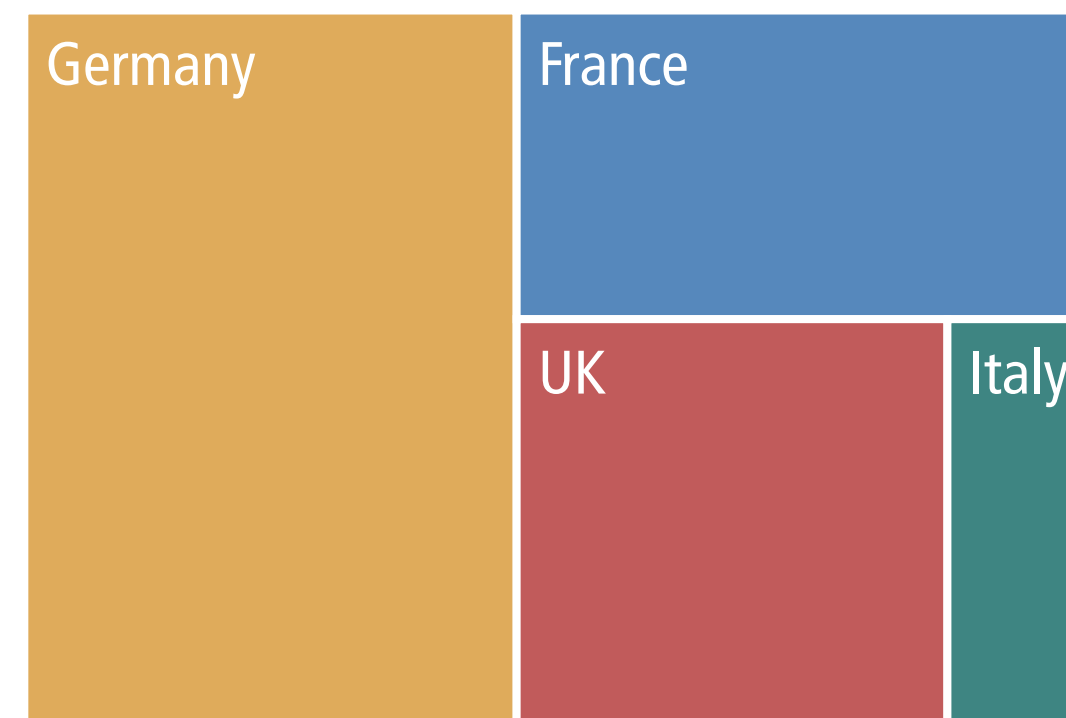
Q7

“Please rank the six large EU member states according to their influence on EU foreign, security and defence policy over the past five years. (first rank being the most influential)”

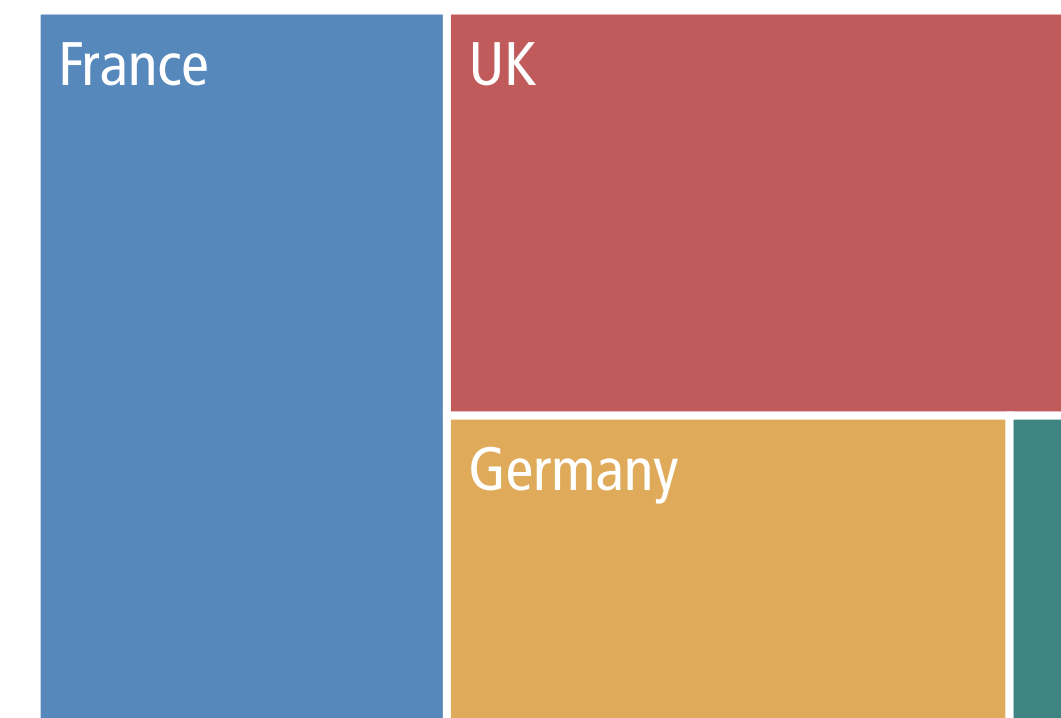
EU Big Six Founding Six	Affluent Seven Southern Seven Visegrád Four
Austria	<b>Italy</b>
Belgium	Latvia
Bulgaria	Lithuania
Croatia	Luxembourg
Cyprus	Malta
Czech Rep.	Netherlands
Denmark	Poland
Estonia	Portugal
Finland	Romania
France	Slovakia
Germany	Slovenia
Greece	Spain
Hungary	Sweden
Ireland	UK

- Influence Overview
- Big Six Overall EU Policy
- Big Six Fiscal Policy
- Big Six Foreign and Security Policy**
- Affluent Seven
- Other Countries

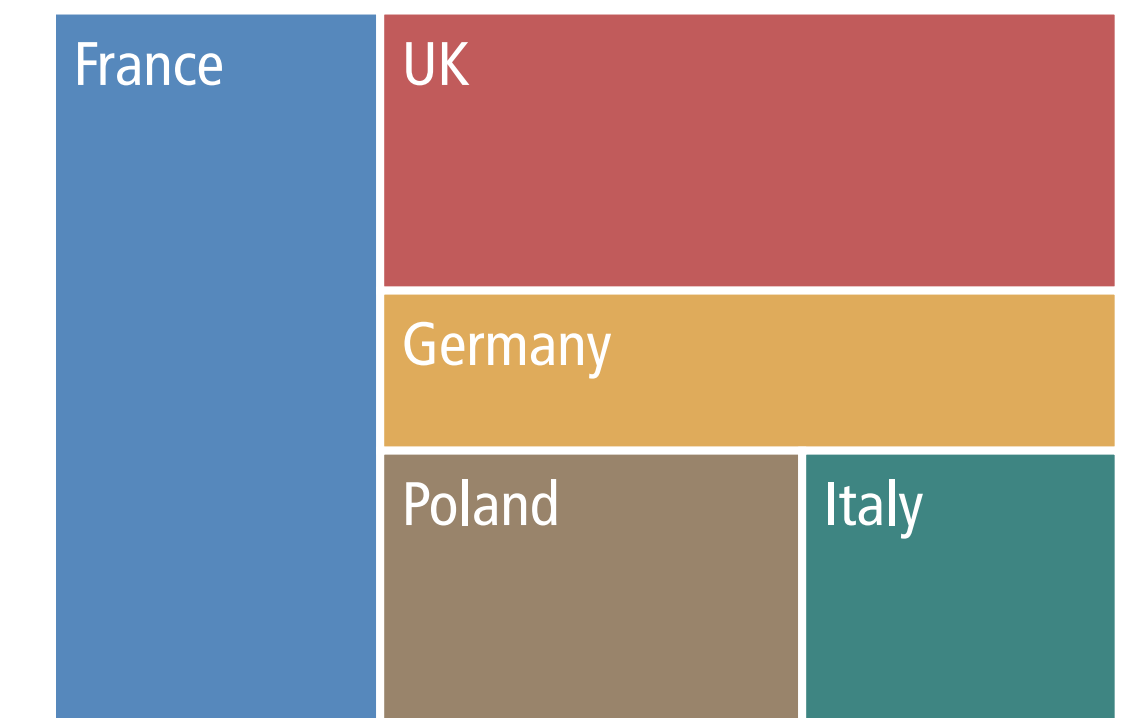
First Rank




Second Rank




Third Rank




Fourth Rank



Fifth Rank



Sixth Rank



Number of respondents: 26. Size of rectangles corresponds with respondents' respective rankings. Countries with equal values are sorted from A-Z.



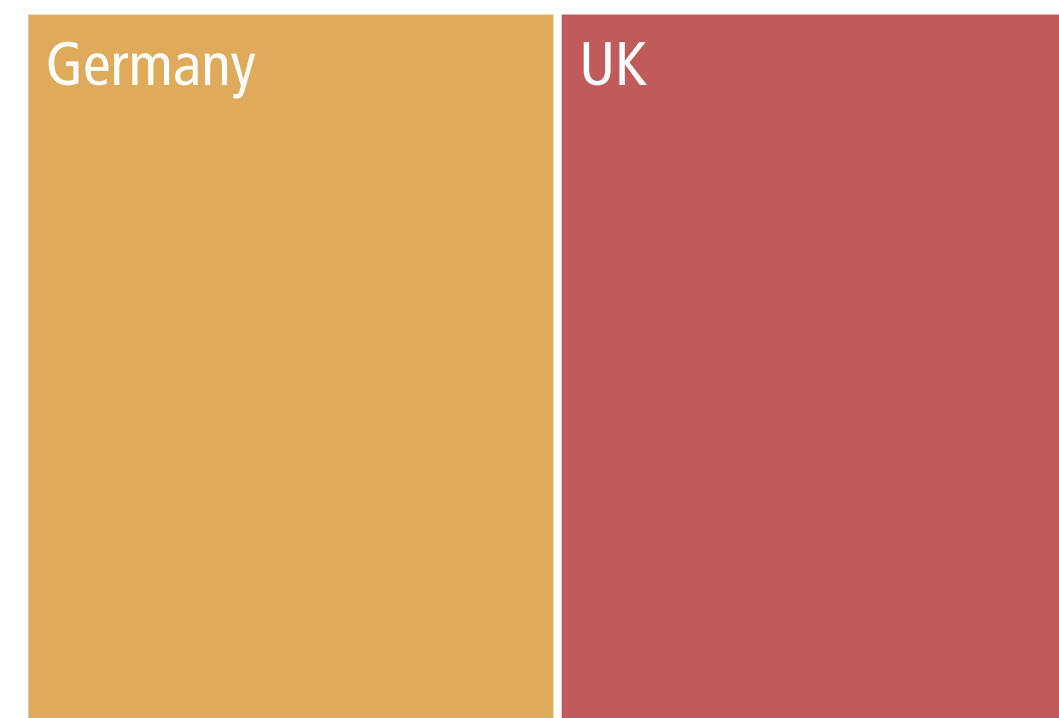
# Big Six Foreign and Security Policy Ranking by Latvia

**Q7** "Please rank the six large EU member states according to their influence on EU foreign, security and defence policy over the past five years. (first rank being the most influential)"

EU Big Six Founding Six	Affluent Seven Southern Seven Visegrád Four
Austria	Italy
Belgium	<b>Latvia</b>
Bulgaria	Lithuania
Croatia	Luxembourg
Cyprus	Malta
Czech Rep.	Netherlands
Denmark	Poland
Estonia	Portugal
Finland	Romania
France	Slovakia
Germany	Slovenia
Greece	Spain
Hungary	Sweden
Ireland	UK

- Influence Overview
- Big Six Overall EU Policy
- Big Six Fiscal Policy
- Big Six Foreign and Security Policy**
- Affluent Seven
- Other Countries


First Rank



Second Rank




Third Rank




Fourth Rank



Fifth Rank



Sixth Rank



Number of respondents: 4. Size of rectangles corresponds with respondents' respective rankings. Countries with equal values are sorted from A-Z.

# Big Six Foreign and Security Policy Ranking by Lithuania


Q7

“Please rank the six large EU member states according to their influence on EU foreign, security and defence policy over the past five years. (first rank being the most influential)”


EU Big Six Founding Six	Affluent Seven Southern Seven Visegrád Four
Austria	Italy
Belgium	Latvia
Bulgaria	<b>Lithuania</b>
Croatia	Luxembourg
Cyprus	Malta
Czech Rep.	Netherlands
Denmark	Poland
Estonia	Portugal
Finland	Romania
France	Slovakia
Germany	Slovenia
Greece	Spain
Hungary	Sweden
Ireland	UK

- Influence Overview
- Big Six Overall EU Policy
- Big Six Fiscal Policy
- Big Six Foreign and Security Policy**
- Affluent Seven
- Other Countries

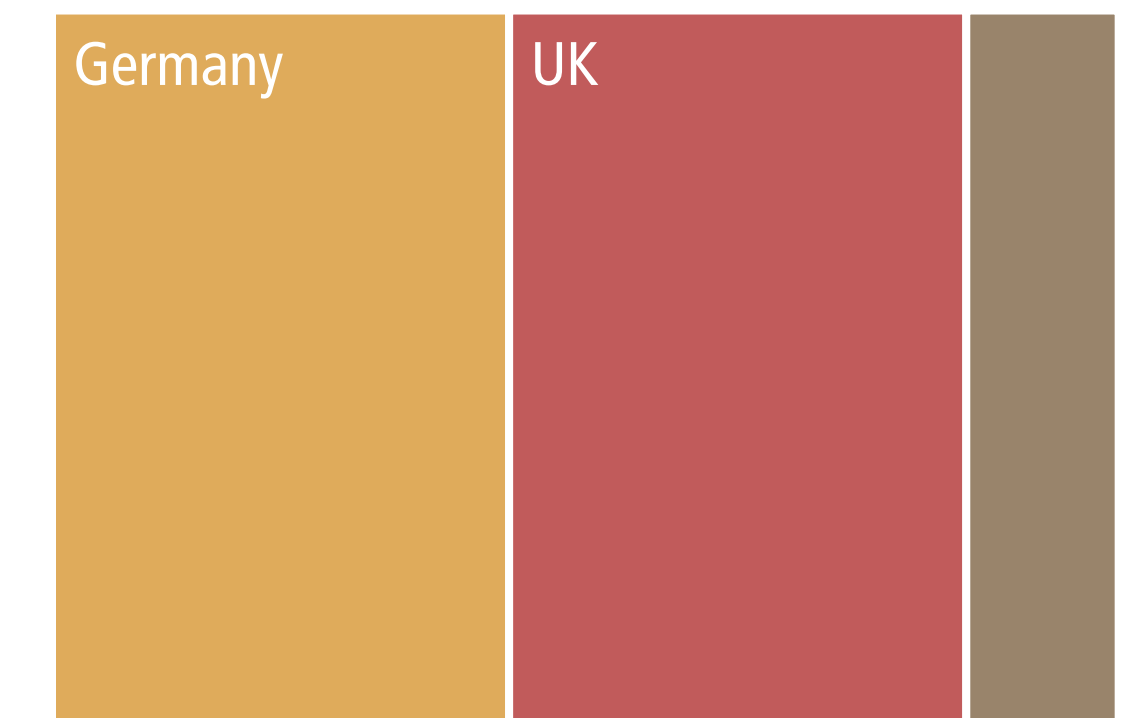
First Rank




Second Rank




Third Rank




Fourth Rank



Fifth Rank



Sixth Rank



Number of respondents: 7. Size of rectangles corresponds with respondents' respective rankings. Countries with equal values are sorted from A-Z.

# Big Six Foreign and Security Policy Ranking by Luxembourg


Q7

“Please rank the six large EU member states according to their influence on EU foreign, security and defence policy over the past five years. (first rank being the most influential)”

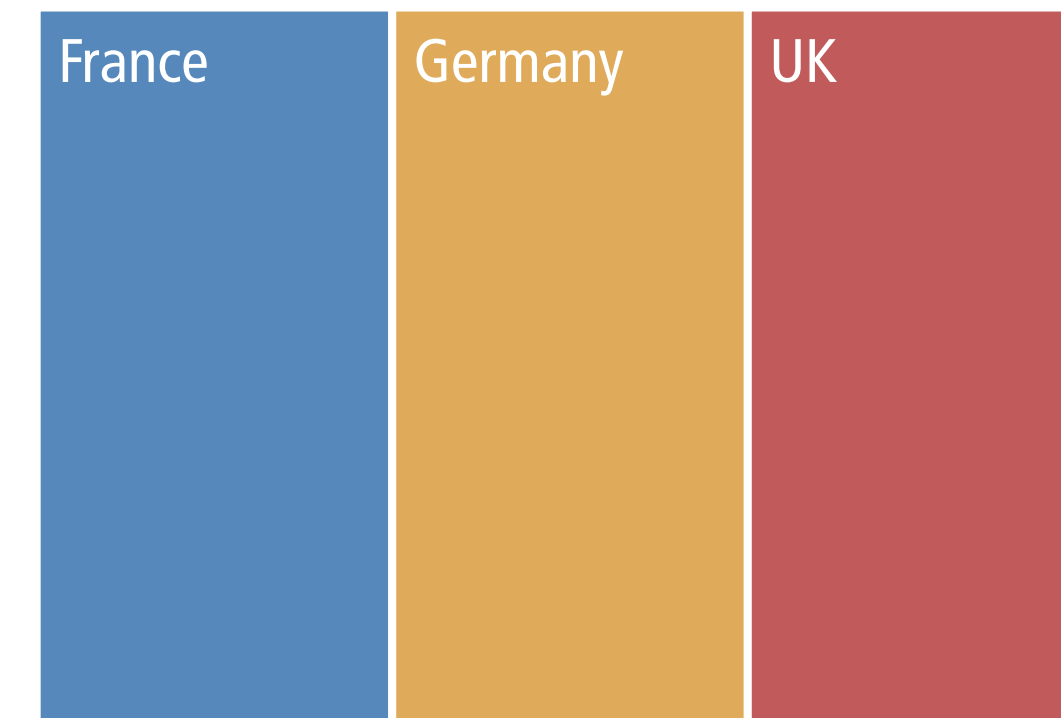
EU Big Six	Affluent Seven
Founding Six	Southern Seven
	Visegrád Four
Austria	Italy
Belgium	Latvia
Bulgaria	Lithuania
Croatia	<b>Luxembourg</b>
Cyprus	Malta
Czech Rep.	Netherlands
Denmark	Poland
Estonia	Portugal
Finland	Romania
France	Slovakia
Germany	Slovenia
Greece	Spain
Hungary	Sweden
Ireland	UK

- Influence Overview
- Big Six Overall EU Policy
- Big Six Fiscal Policy
- Big Six Foreign and Security Policy**
- Affluent Seven
- Other Countries

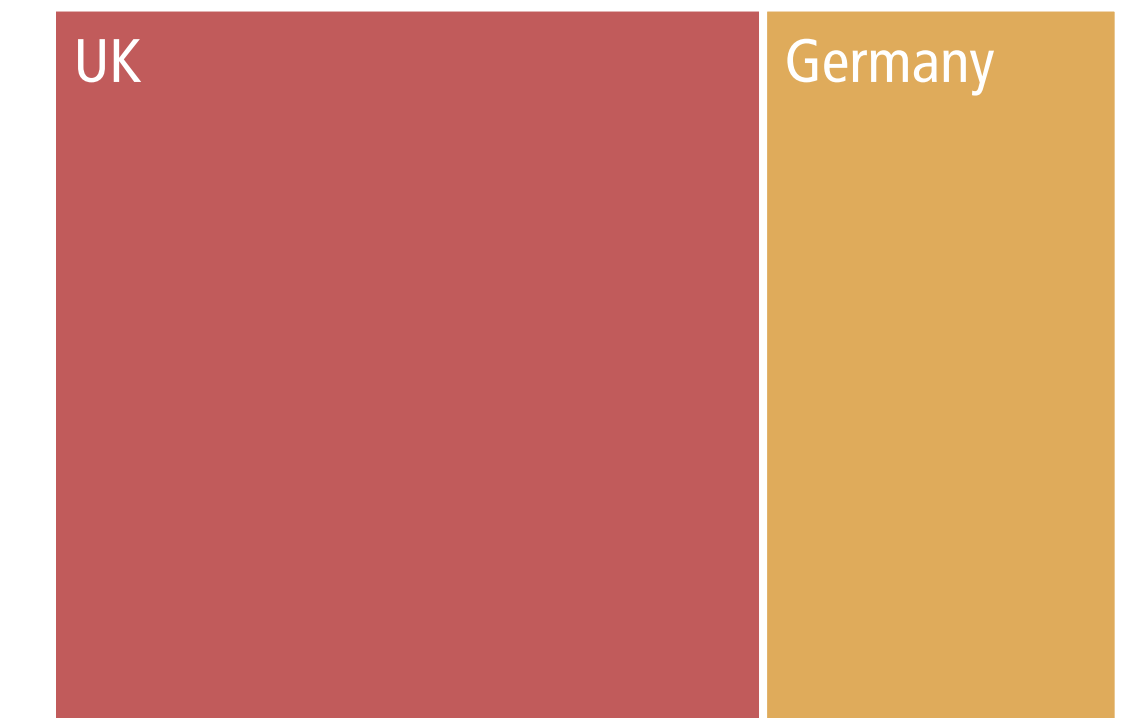
First Rank




Second Rank




Third Rank




Fourth Rank



Fifth Rank



Sixth Rank



Number of respondents: 3. Size of rectangles corresponds with respondents' respective rankings. Countries with equal values are sorted from A-Z.

# Big Six Foreign and Security Policy Ranking by Malta

Q7

“Please rank the six large EU member states according to their influence on EU foreign, security and defence policy over the past five years. (first rank being the most influential)”


EU Big Six Founding Six	Affluent Seven Southern Seven Visegrád Four
Austria	Italy
Belgium	Latvia
Bulgaria	Lithuania
Croatia	Luxembourg
Cyprus	<b>Malta</b>
Czech Rep.	Netherlands
Denmark	Poland
Estonia	Portugal
Finland	Romania
France	Slovakia
Germany	Slovenia
Greece	Spain
Hungary	Sweden
Ireland	UK

- Influence Overview
- Big Six Overall EU Policy
- Big Six Fiscal Policy
- Big Six Foreign and Security Policy**
- Affluent Seven
- Other Countries


## First Rank




## Second Rank




## Third Rank




## Fourth Rank



## Fifth Rank



## Sixth Rank



Number of respondents: 2. Size of rectangles corresponds with respondents' respective rankings. Countries with equal values are sorted from A-Z.

# Big Six Foreign and Security Policy Ranking by Netherlands

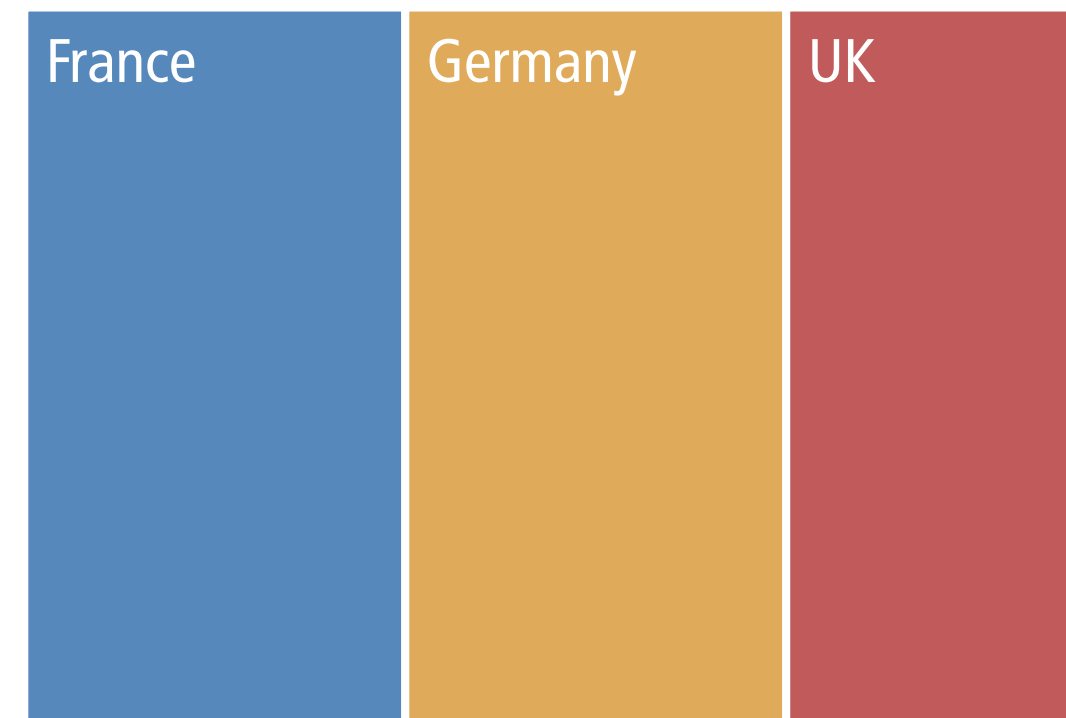
Q7

“Please rank the six large EU member states according to their influence on EU foreign, security and defence policy over the past five years. (first rank being the most influential)”

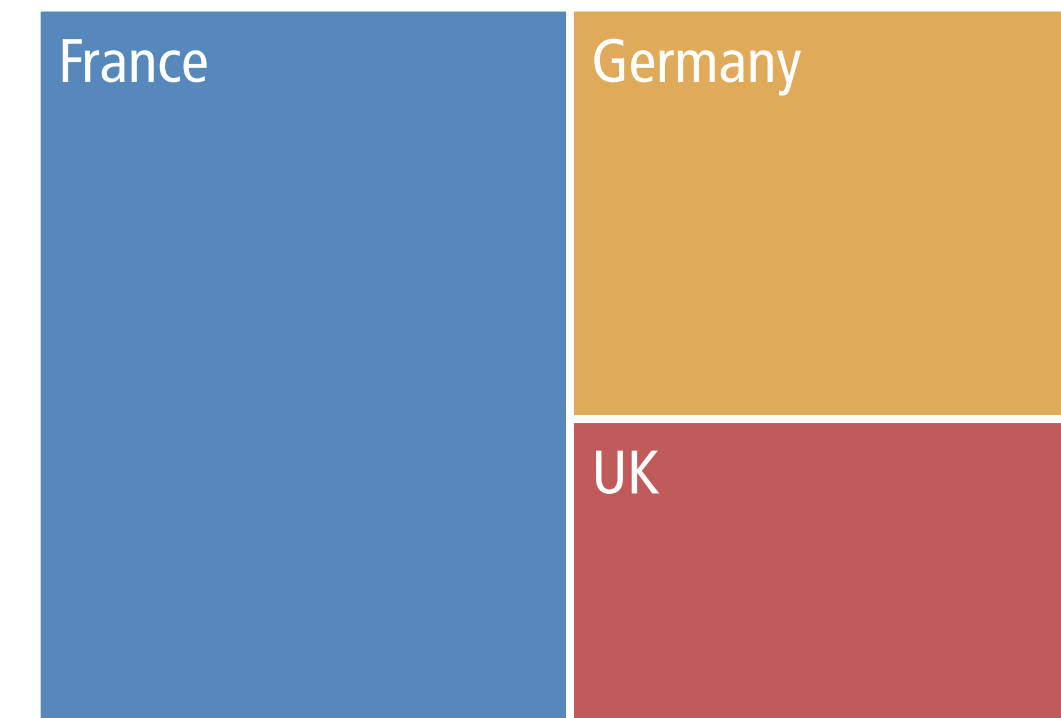
EU Big Six Founding Six	Affluent Seven Southern Seven Visegrád Four
Austria	Italy
Belgium	Latvia
Bulgaria	Lithuania
Croatia	Luxembourg
Cyprus	Malta
Czech Rep.	<b>Netherlands</b>
Denmark	Poland
Estonia	Portugal
Finland	Romania
France	Slovakia
Germany	Slovenia
Greece	Spain
Hungary	Sweden
Ireland	UK

- Influence Overview
- Big Six Overall EU Policy
- Big Six Fiscal Policy
- Big Six Foreign and Security Policy**
- Affluent Seven
- Other Countries

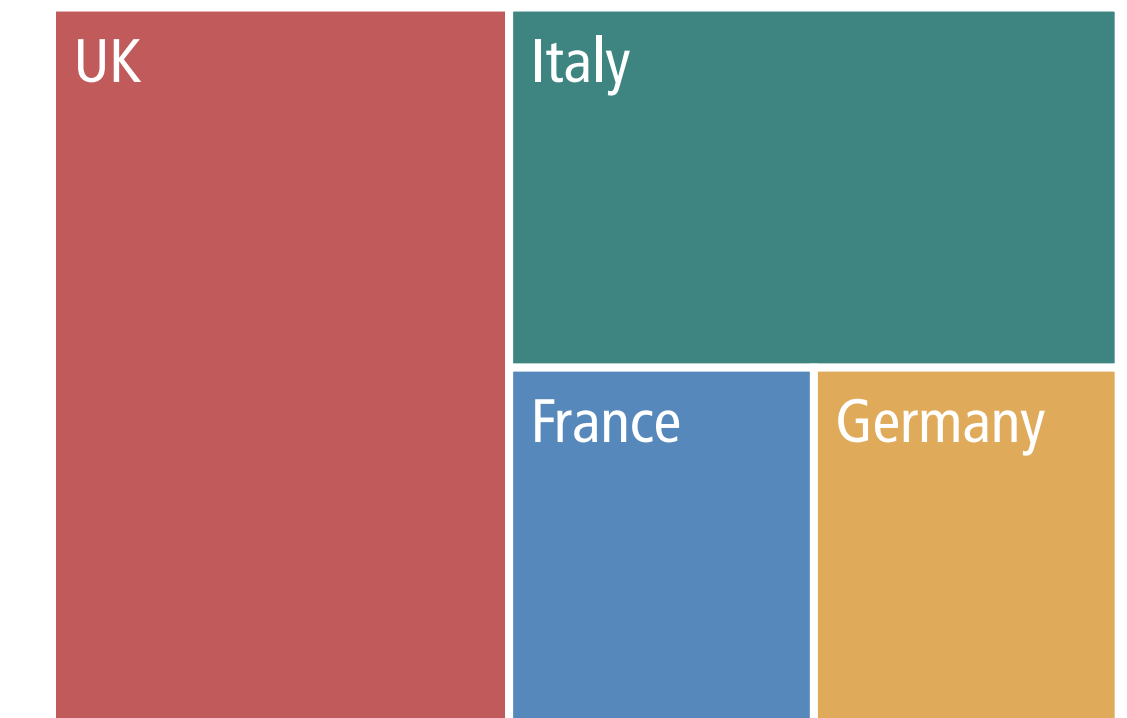
First Rank




Second Rank




Third Rank




Fourth Rank



Fifth Rank



Sixth Rank



Number of respondents: 14. Size of rectangles corresponds with respondents' respective rankings. Countries with equal values are sorted from A-Z.

# Big Six Foreign and Security Policy Ranking by Poland


Q7

“Please rank the six large EU member states according to their influence on EU foreign, security and defence policy over the past five years. (first rank being the most influential)”

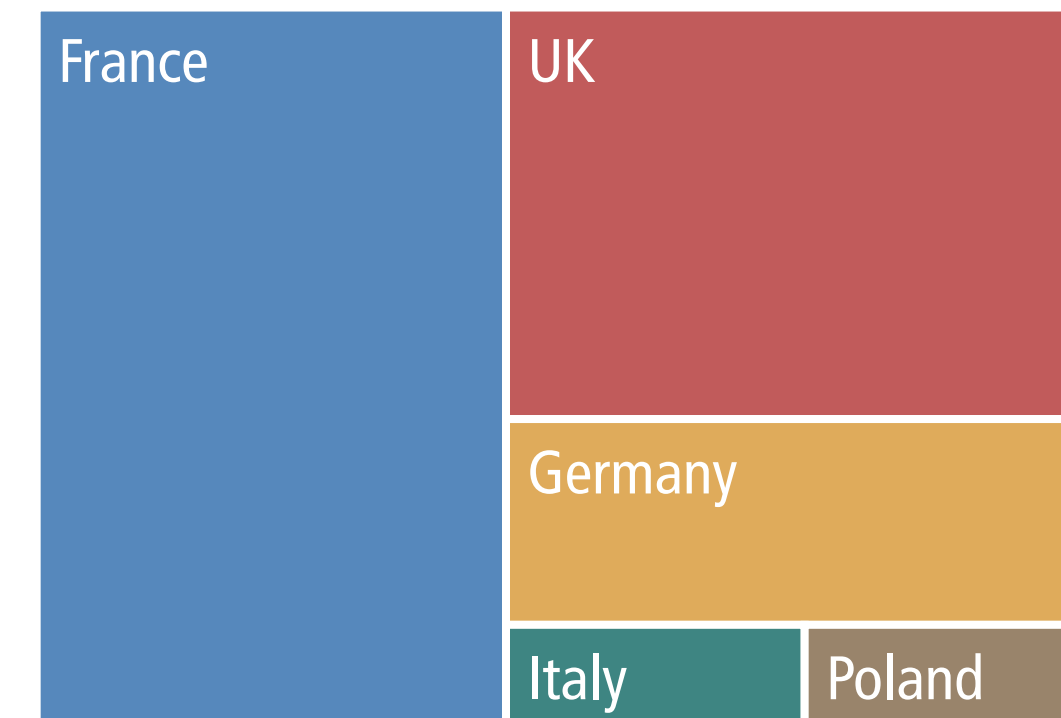
EU Big Six Founding Six	Affluent Seven Southern Seven Visegrád Four
Austria	Italy
Belgium	Latvia
Bulgaria	Lithuania
Croatia	Luxembourg
Cyprus	Malta
Czech Rep.	Netherlands
Denmark	<b>Poland</b>
Estonia	Portugal
Finland	Romania
France	Slovakia
Germany	Slovenia
Greece	Spain
Hungary	Sweden
Ireland	UK

- Influence Overview
- Big Six Overall EU Policy
- Big Six Fiscal Policy
- Big Six Foreign and Security Policy**
- Affluent Seven
- Other Countries

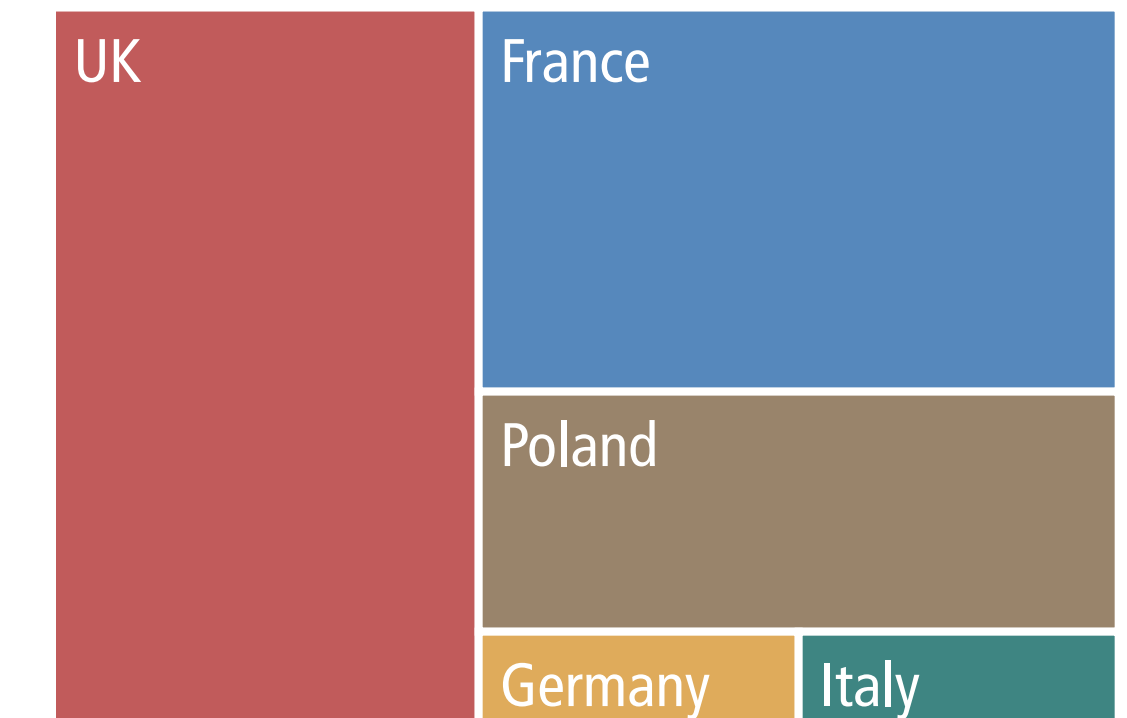
First Rank




Second Rank




Third Rank




Fourth Rank



Fifth Rank



Sixth Rank



Number of respondents: 25. Size of rectangles corresponds with respondents' respective rankings. Countries with equal values are sorted from A-Z.

# Big Six Foreign and Security Policy Ranking by Portugal

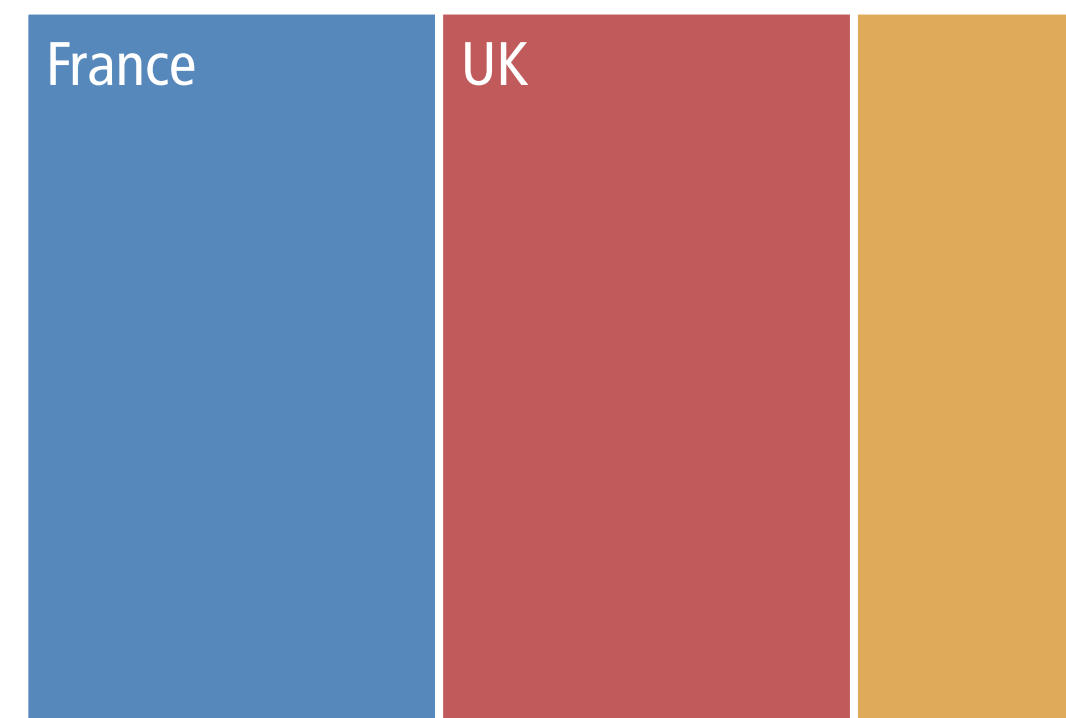
Q7

“Please rank the six large EU member states according to their influence on EU foreign, security and defence policy over the past five years. (first rank being the most influential)”

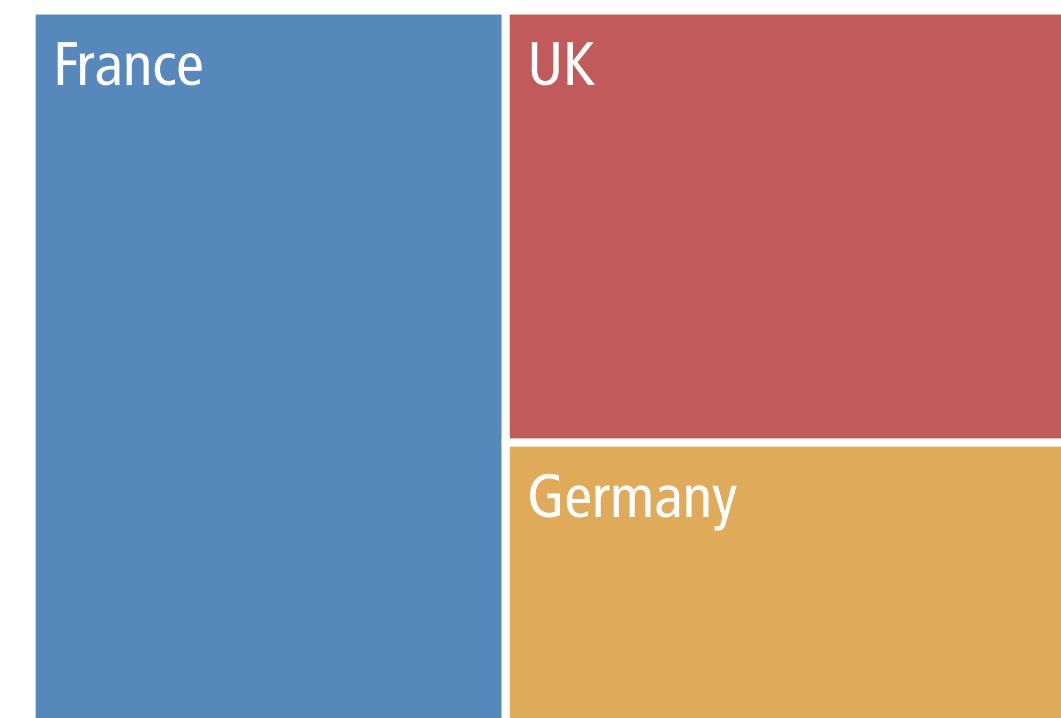
EU Big Six Founding Six	Affluent Seven Southern Seven Visegrád Four
Austria	Italy
Belgium	Latvia
Bulgaria	Lithuania
Croatia	Luxembourg
Cyprus	Malta
Czech Rep.	Netherlands
Denmark	Poland
Estonia	<b>Portugal</b>
Finland	Romania
France	Slovakia
Germany	Slovenia
Greece	Spain
Hungary	Sweden
Ireland	UK

- Influence Overview
- Big Six Overall EU Policy
- Big Six Fiscal Policy
- Big Six Foreign and Security Policy**
- Affluent Seven
- Other Countries

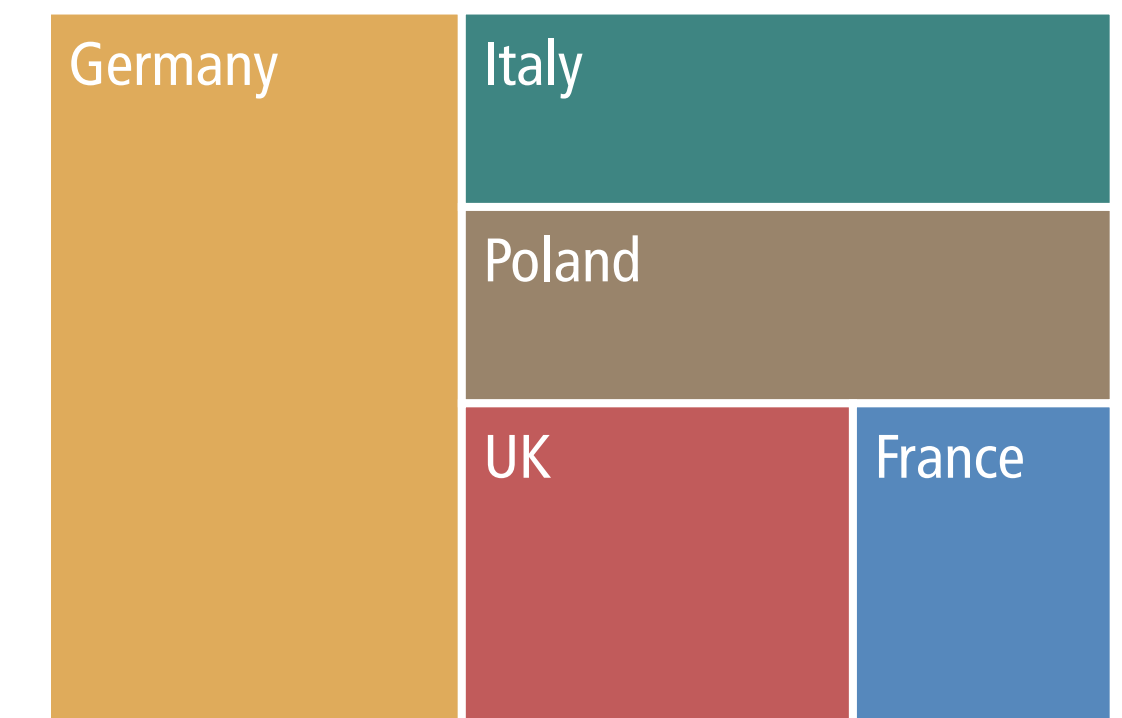
First Rank




Second Rank




Third Rank




Fourth Rank



Fifth Rank



Sixth Rank



Number of respondents: 18. Size of rectangles corresponds with respondents' respective rankings. Countries with equal values are sorted from A-Z.

# Big Six Foreign and Security Policy Ranking by Romania


Q7

“Please rank the six large EU member states according to their influence on EU foreign, security and defence policy over the past five years. (first rank being the most influential)”

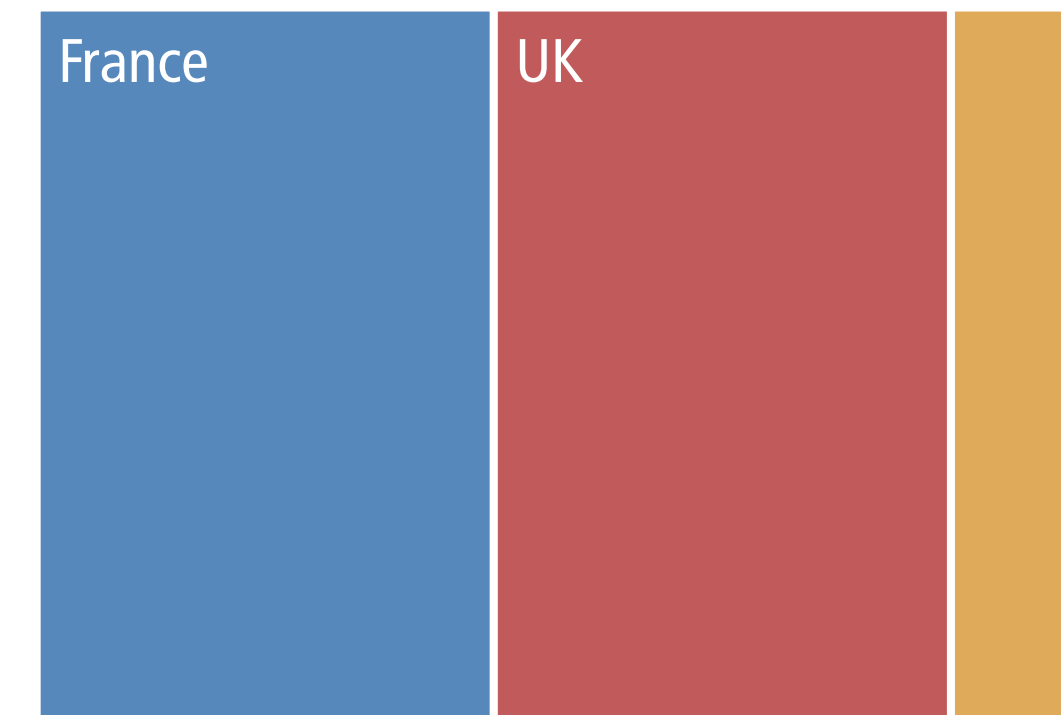
EU Big Six Founding Six	Affluent Seven Southern Seven Visegrád Four
Austria	Italy
Belgium	Latvia
Bulgaria	Lithuania
Croatia	Luxembourg
Cyprus	Malta
Czech Rep.	Netherlands
Denmark	Poland
Estonia	Portugal
Finland	<b>Romania</b>
France	Slovakia
Germany	Slovenia
Greece	Spain
Hungary	Sweden
Ireland	UK

- Influence Overview
- Big Six Overall EU Policy
- Big Six Fiscal Policy
- Big Six Foreign and Security Policy**
- Affluent Seven
- Other Countries

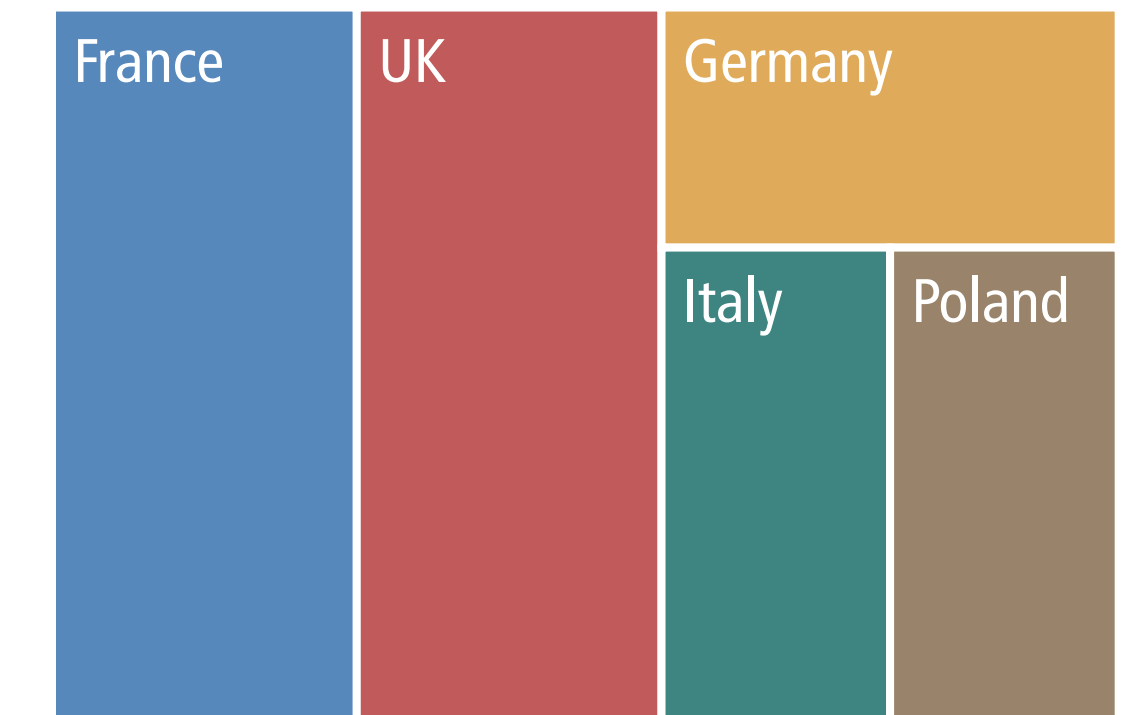
First Rank



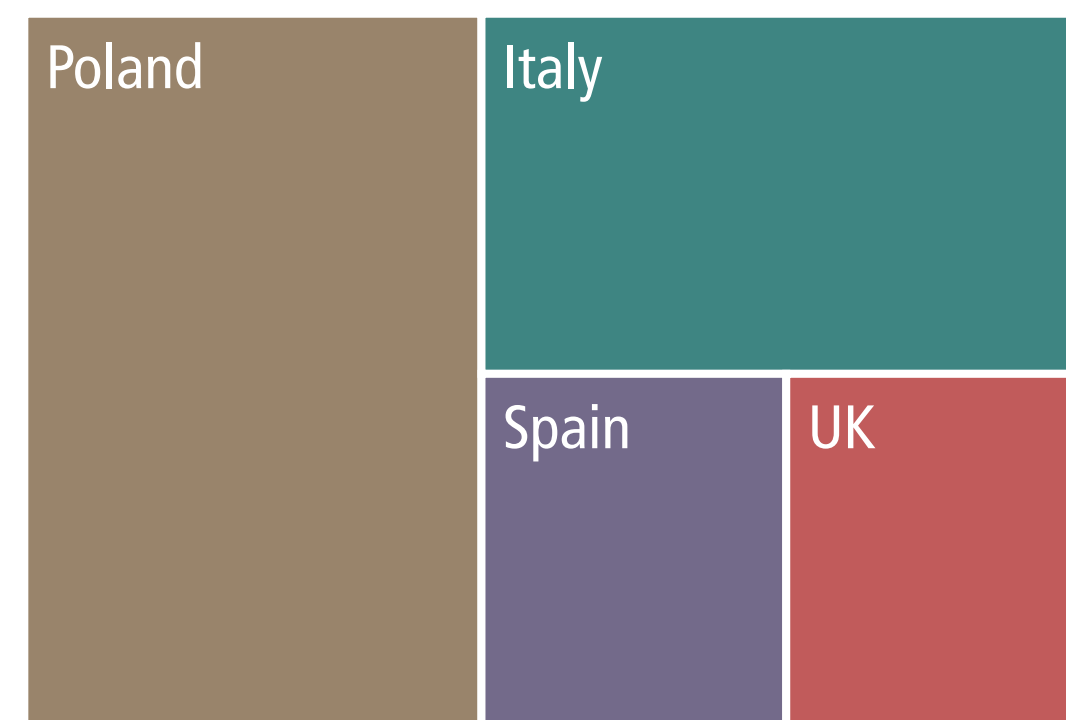
Second Rank




Third Rank




Fourth Rank



Fifth Rank



Sixth Rank



Number of respondents: 7. Size of rectangles corresponds with respondents' respective rankings. Countries with equal values are sorted from A-Z.



# Big Six Foreign and Security Policy Ranking by Slovakia


Q7

“Please rank the six large EU member states according to their influence on EU foreign, security and defence policy over the past five years. (first rank being the most influential)”

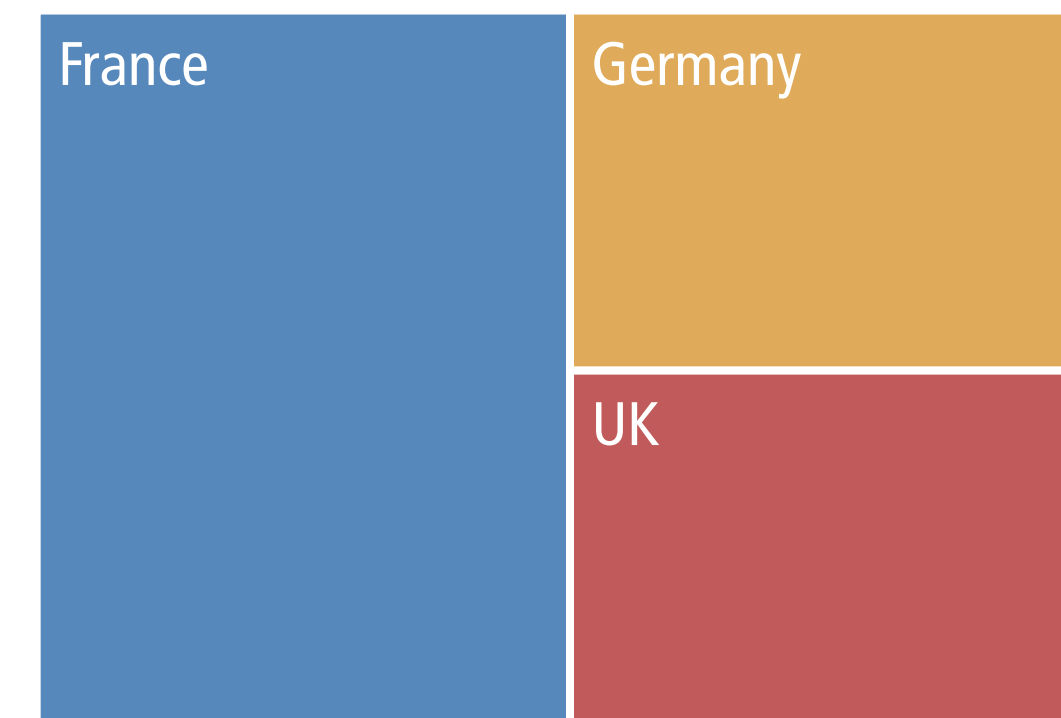
EU Big Six	Affluent Seven
Founding Six	Southern Seven
	Visegrád Four
Austria	Italy
Belgium	Latvia
Bulgaria	Lithuania
Croatia	Luxembourg
Cyprus	Malta
Czech Rep.	Netherlands
Denmark	Poland
Estonia	Portugal
Finland	Romania
France	<b>Slovakia</b>
Germany	Slovenia
Greece	Spain
Hungary	Sweden
Ireland	UK

- Influence Overview
- Big Six Overall EU Policy
- Big Six Fiscal Policy
- Big Six Foreign and Security Policy**
- Affluent Seven
- Other Countries


First Rank



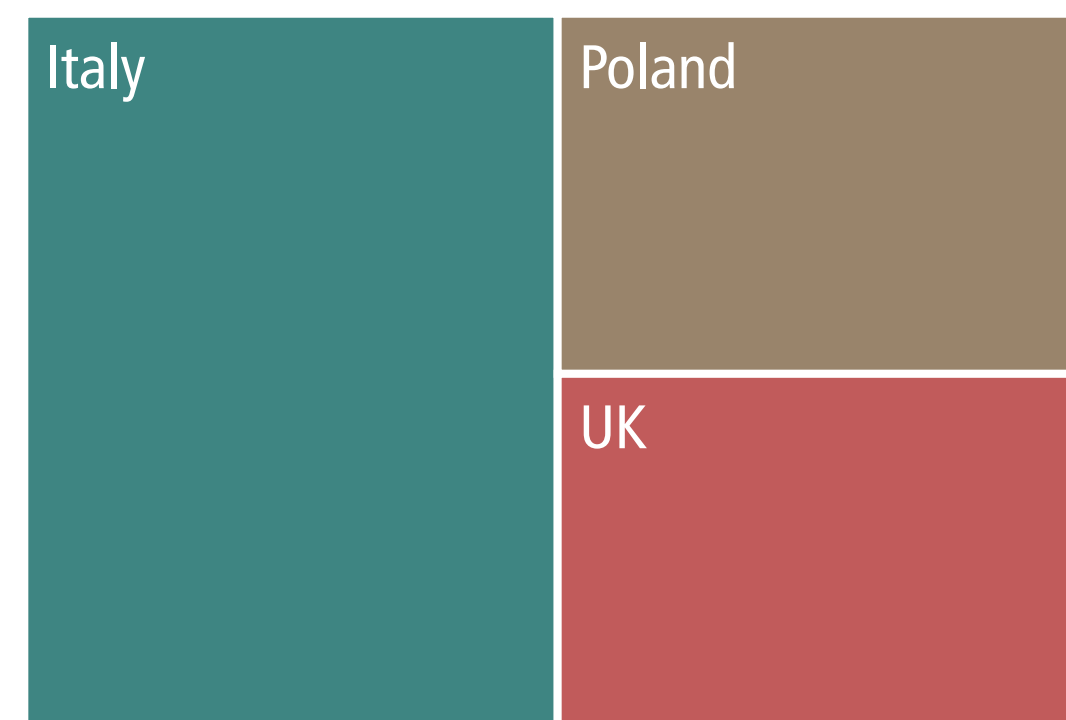
Second Rank




Third Rank



Fourth Rank



Fifth Rank



Sixth Rank



Number of respondents: 4. Size of rectangles corresponds with respondents' respective rankings. Countries with equal values are sorted from A-Z.

# Big Six Foreign and Security Policy Ranking by Slovenia

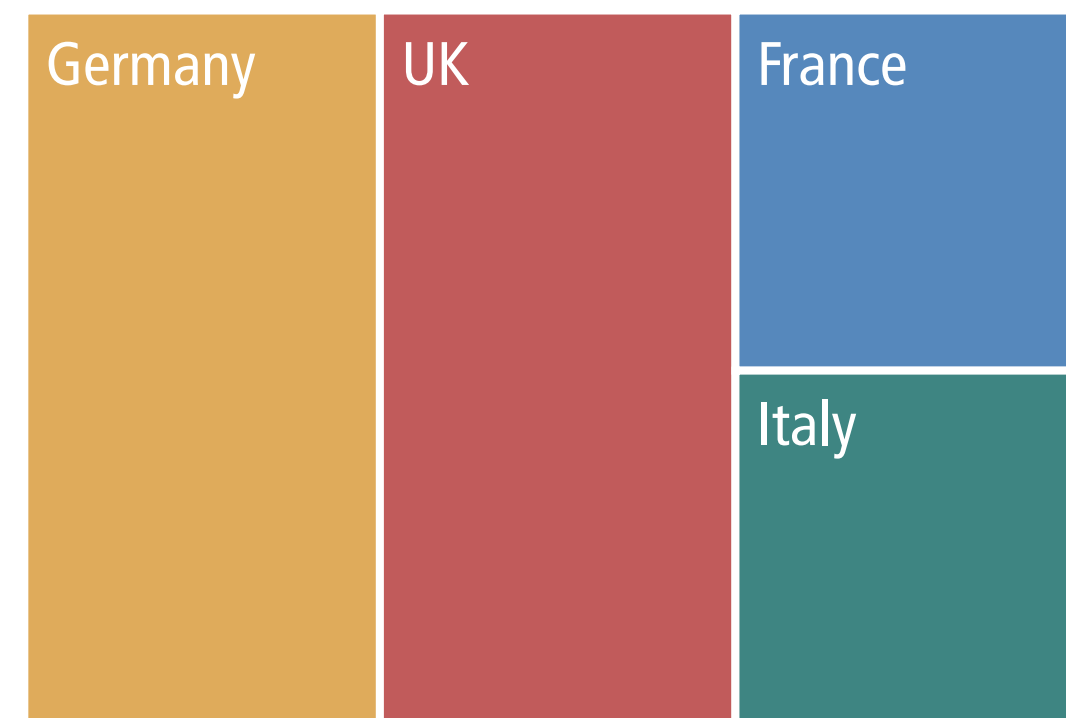
Q7

“Please rank the six large EU member states according to their influence on EU foreign, security and defence policy over the past five years. (first rank being the most influential)”


EU Big Six Founding Six	Affluent Seven Southern Seven Visegrád Four
Austria	Italy
Belgium	Latvia
Bulgaria	Lithuania
Croatia	Luxembourg
Cyprus	Malta
Czech Rep.	Netherlands
Denmark	Poland
Estonia	Portugal
Finland	Romania
France	Slovakia
Germany	<b>Slovenia</b>
Greece	Spain
Hungary	Sweden
Ireland	UK

- Influence Overview
- Big Six Overall EU Policy
- Big Six Fiscal Policy
- Big Six Foreign and Security Policy**
- Affluent Seven
- Other Countries

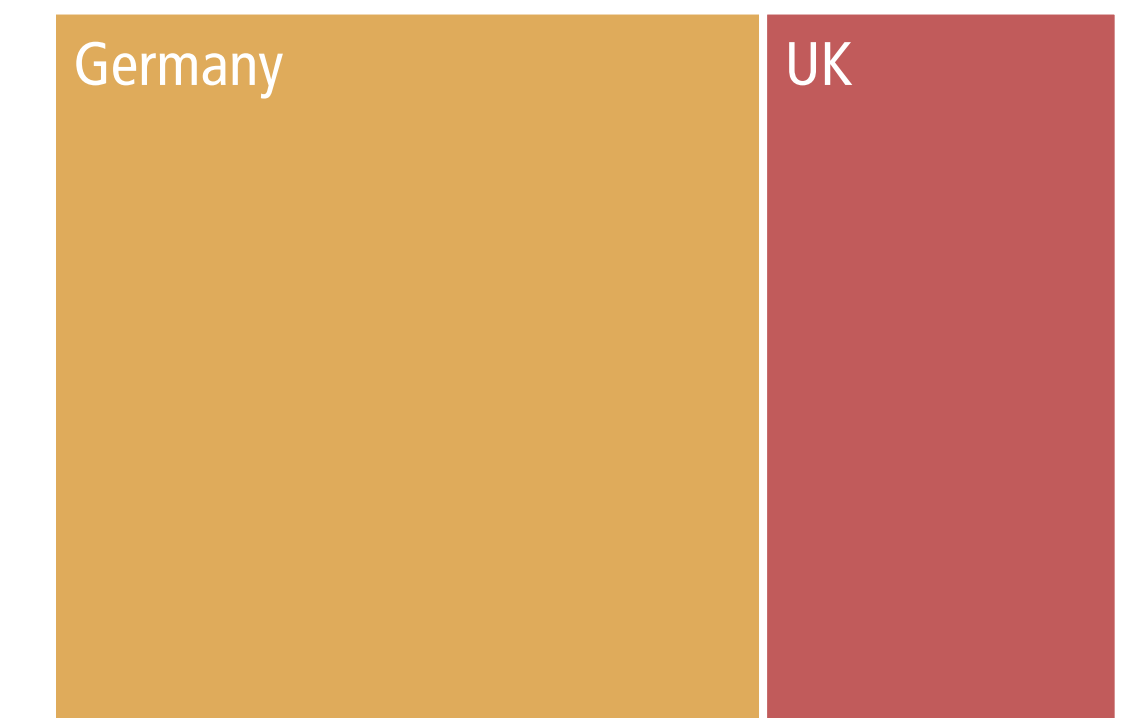
First Rank



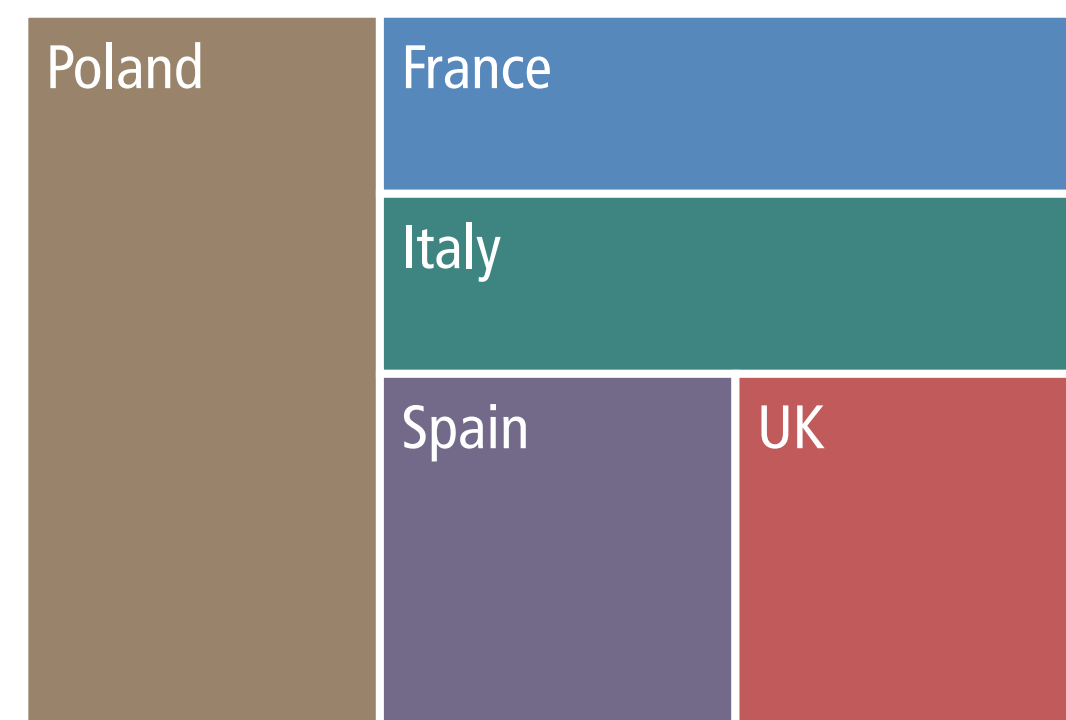
Second Rank




Third Rank




Fourth Rank



Fifth Rank



Sixth Rank



Number of respondents: 6. Size of rectangles corresponds with respondents' respective rankings. Countries with equal values are sorted from A-Z.

# Big Six Foreign and Security Policy Ranking by Spain


Q7

“Please rank the six large EU member states according to their influence on EU foreign, security and defence policy over the past five years. (first rank being the most influential)”

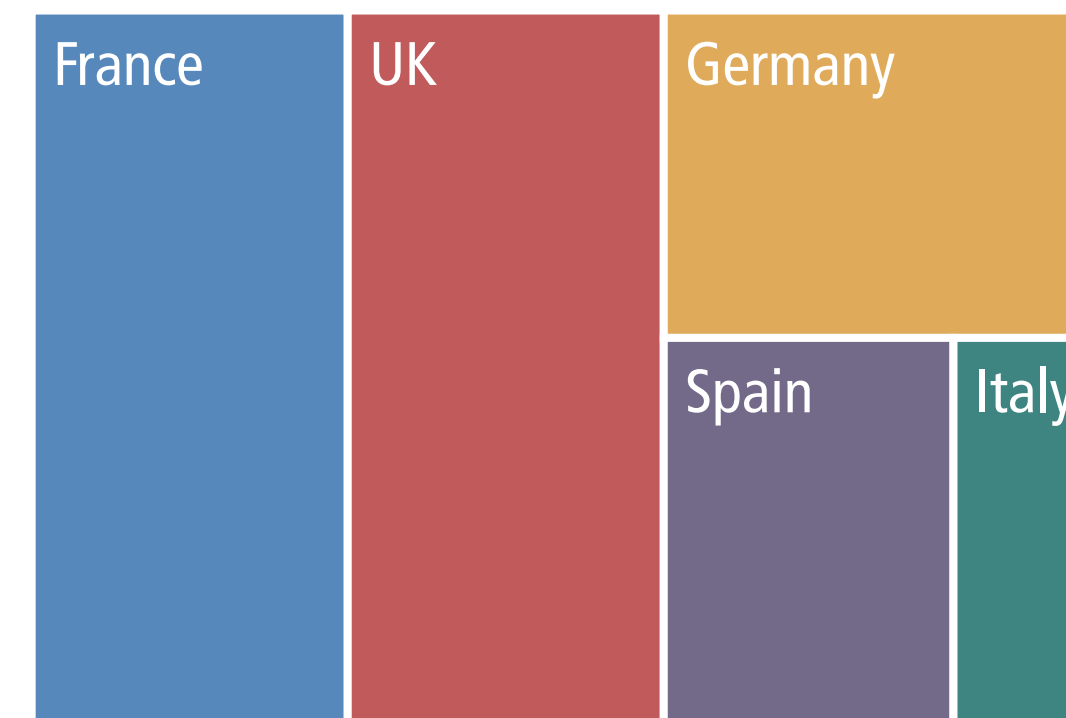
EU Big Six Founding Six	Affluent Seven Southern Seven Visegrád Four
Austria	Italy
Belgium	Latvia
Bulgaria	Lithuania
Croatia	Luxembourg
Cyprus	Malta
Czech Rep.	Netherlands
Denmark	Poland
Estonia	Portugal
Finland	Romania
France	Slovakia
Germany	Slovenia
Greece	<b>Spain</b>
Hungary	Sweden
Ireland	UK

- Influence Overview
- Big Six Overall EU Policy
- Big Six Fiscal Policy
- Big Six Foreign and Security Policy**
- Affluent Seven
- Other Countries

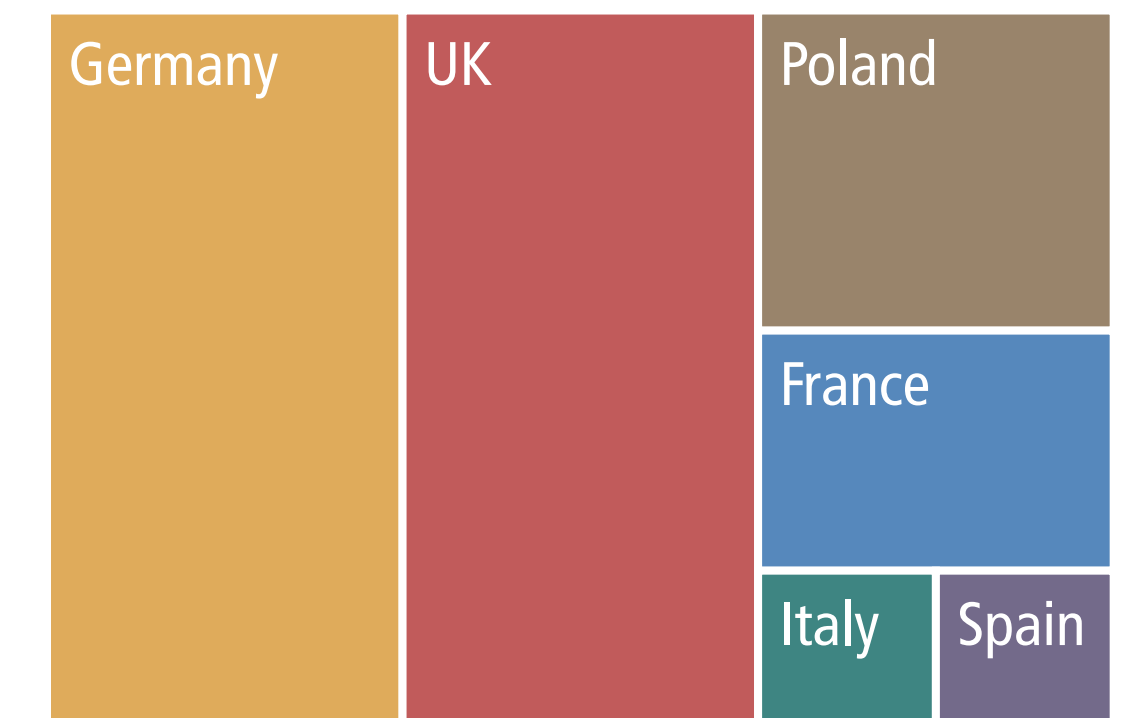
First Rank




Second Rank



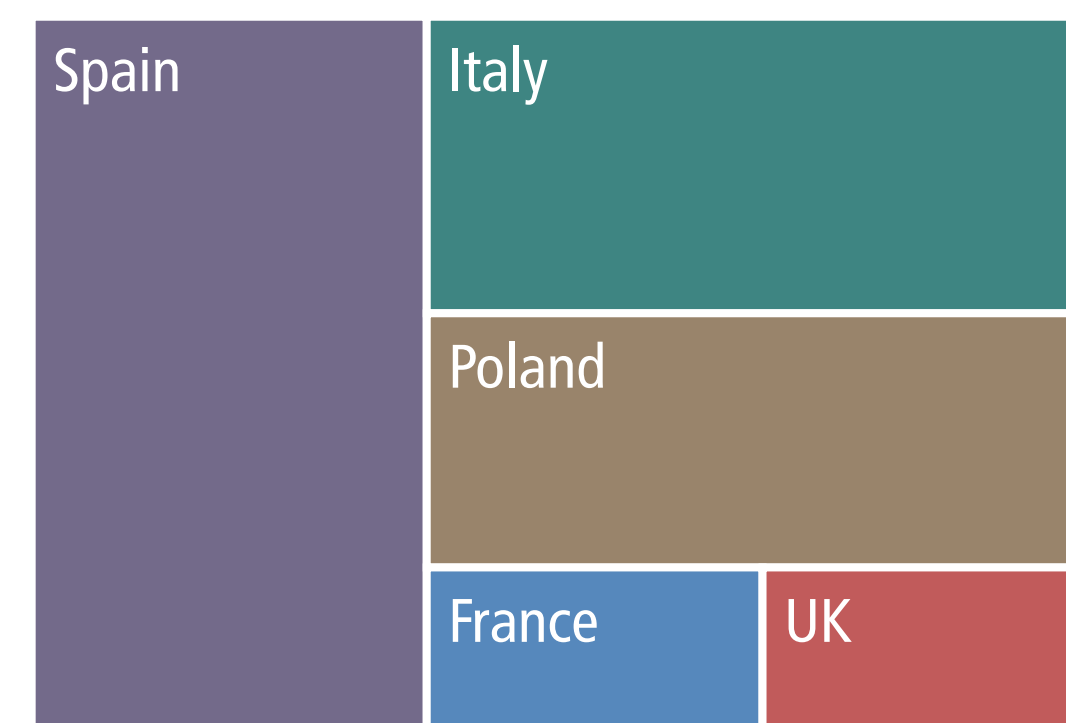
Third Rank



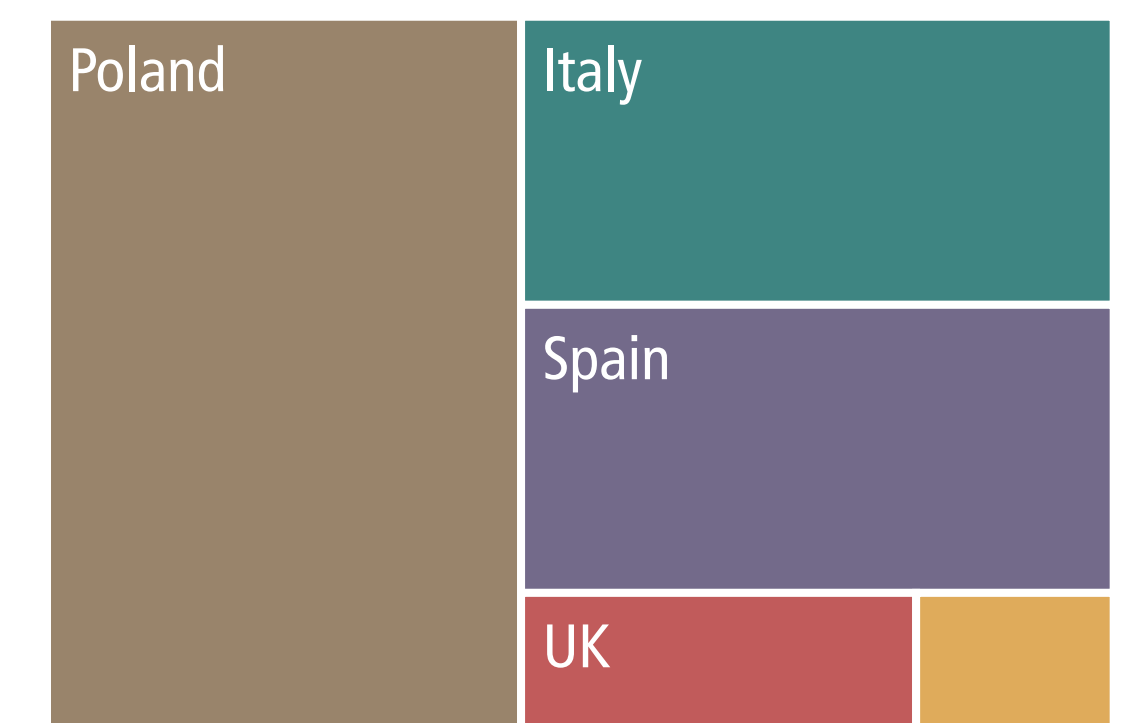
Fourth Rank



Fifth Rank



Sixth Rank



Number of respondents: 27. Size of rectangles corresponds with respondents' respective rankings. Countries with equal values are sorted from A-Z.

# Big Six Foreign and Security Policy Ranking by Sweden

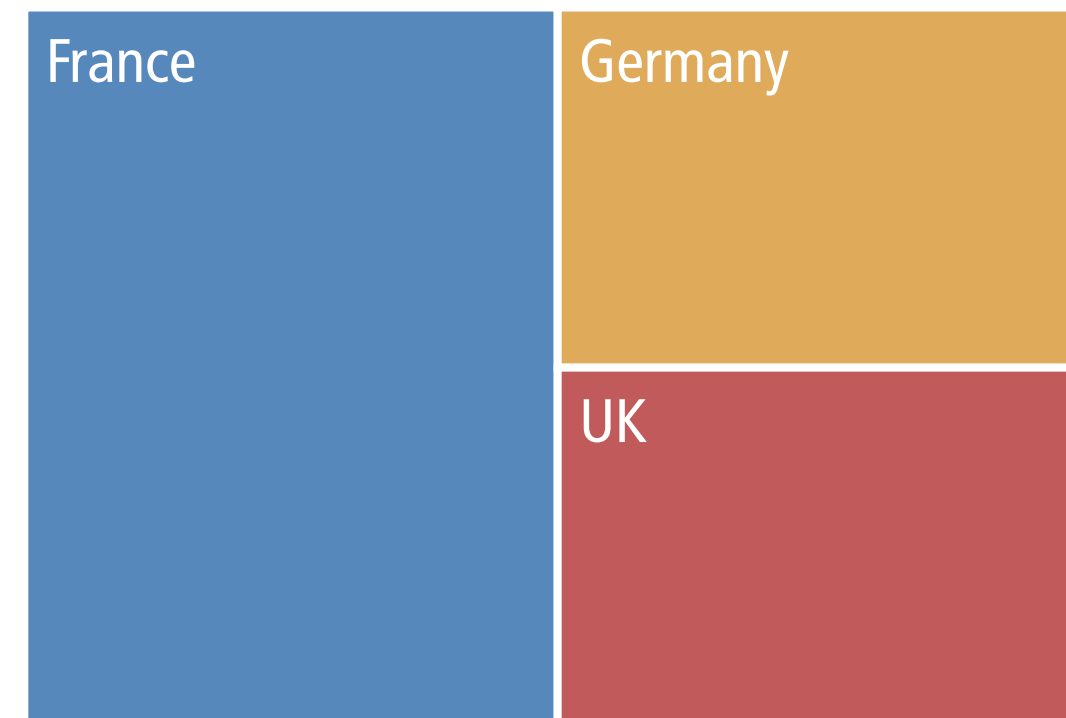
Q7

“Please rank the six large EU member states according to their influence on EU foreign, security and defence policy over the past five years. (first rank being the most influential)”


EU Big Six Founding Six	Affluent Seven Southern Seven Visegrád Four
Austria	Italy
Belgium	Latvia
Bulgaria	Lithuania
Croatia	Luxembourg
Cyprus	Malta
Czech Rep.	Netherlands
Denmark	Poland
Estonia	Portugal
Finland	Romania
France	Slovakia
Germany	Slovenia
Greece	Spain
Hungary	<b>Sweden</b>
Ireland	UK

- Influence Overview
- Big Six Overall EU Policy
- Big Six Fiscal Policy
- Big Six Foreign and Security Policy**
- Affluent Seven
- Other Countries


First Rank




Second Rank




Third Rank




Fourth Rank



Fifth Rank



Sixth Rank



Number of respondents: 8. Size of rectangles corresponds with respondents' respective rankings. Countries with equal values are sorted from A-Z.

# Big Six Foreign and Security Policy Ranking by UK

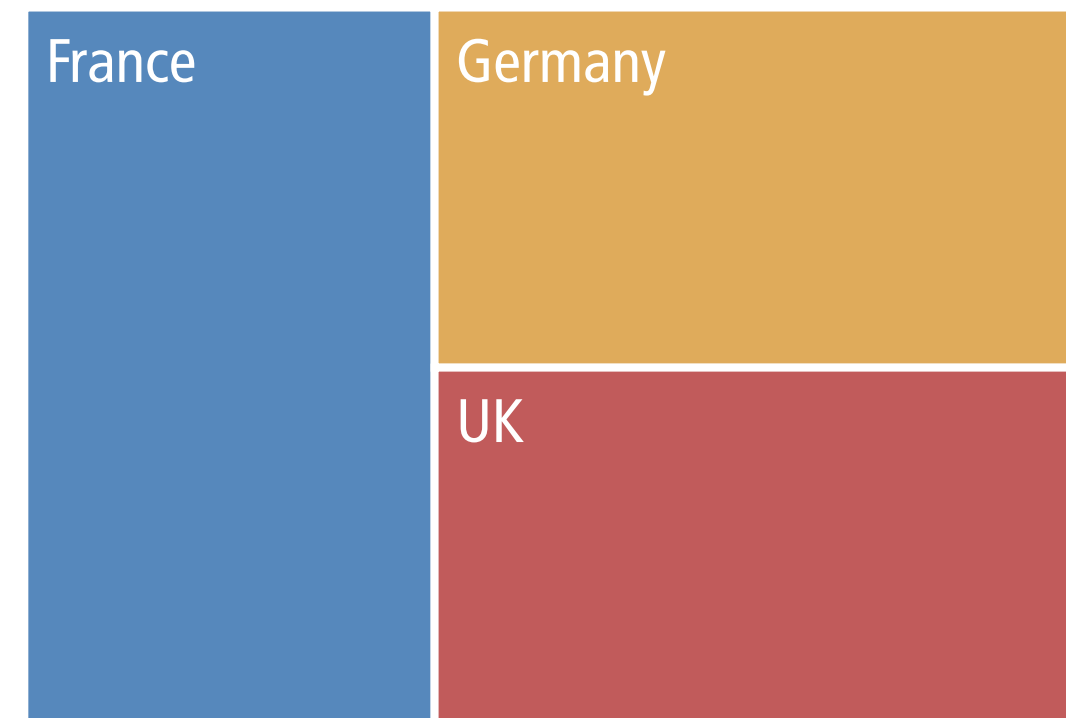
Q7

“Please rank the six large EU member states according to their influence on EU foreign, security and defence policy over the past five years. (first rank being the most influential)”

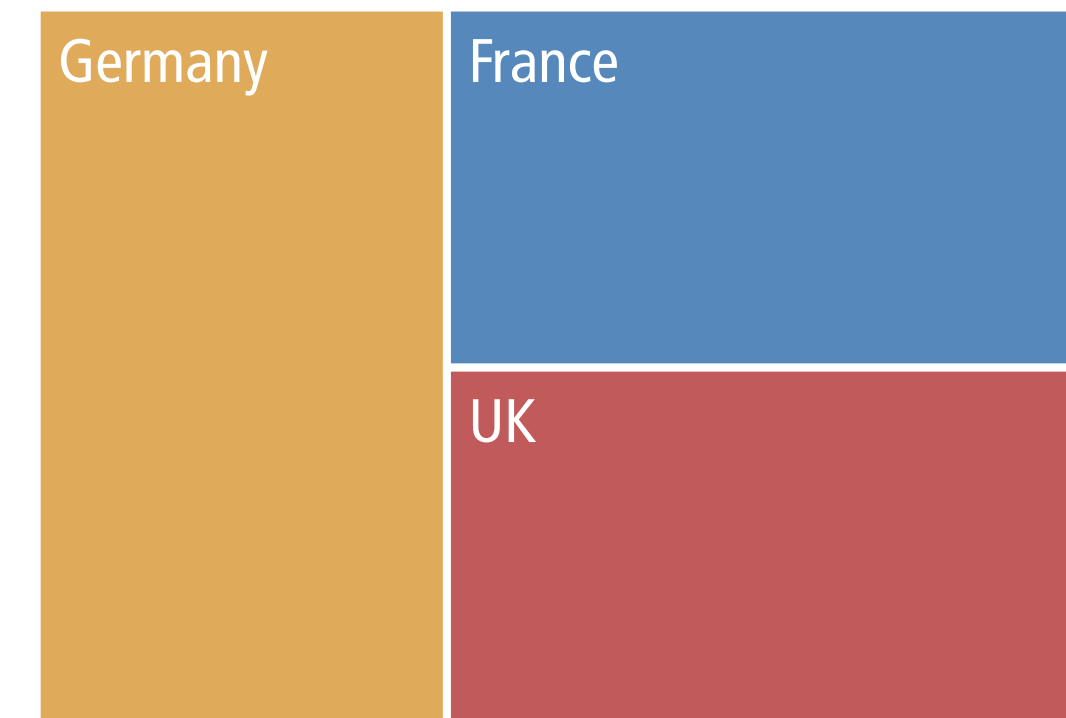
EU Big Six Founding Six	Affluent Seven Southern Seven Visegrád Four
Austria	Italy
Belgium	Latvia
Bulgaria	Lithuania
Croatia	Luxembourg
Cyprus	Malta
Czech Rep.	Netherlands
Denmark	Poland
Estonia	Portugal
Finland	Romania
France	Slovakia
Germany	Slovenia
Greece	Spain
Hungary	Sweden
Ireland	<b>UK</b>

- Influence Overview
- Big Six Overall EU Policy
- Big Six Fiscal Policy
- Big Six Foreign and Security Policy**
- Affluent Seven
- Other Countries

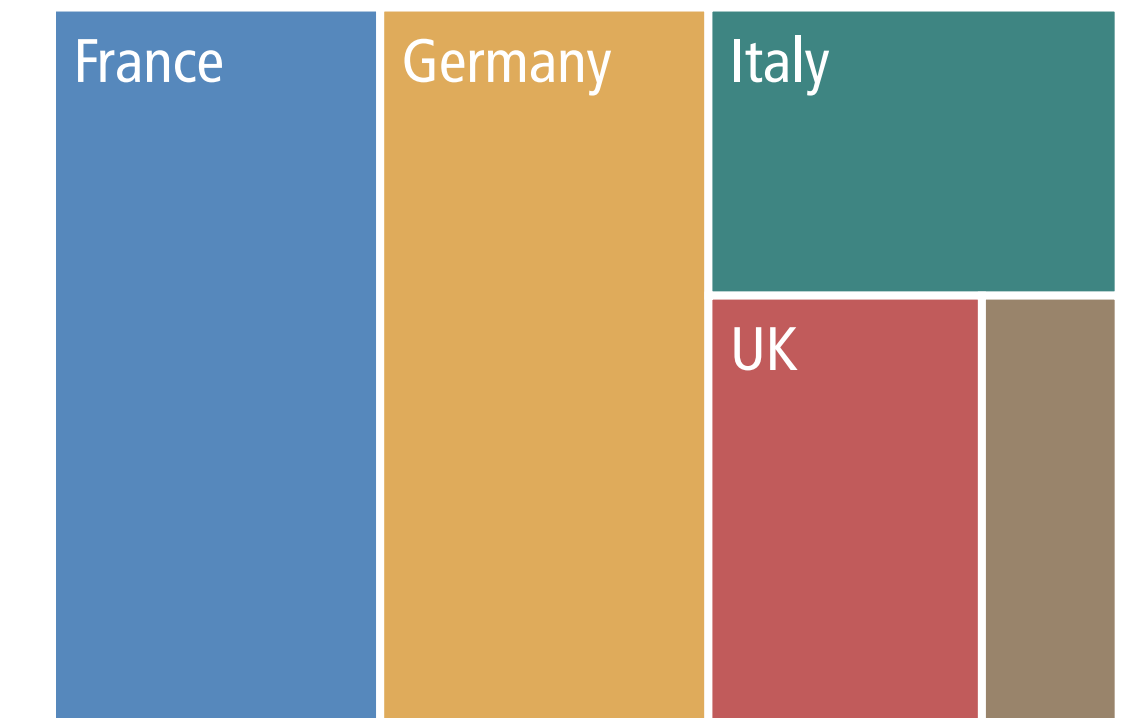
First Rank




Second Rank




Third Rank




Fourth Rank



Fifth Rank



Sixth Rank



Number of respondents: 13. Size of rectangles corresponds with respondents' respective rankings. Countries with equal values are sorted from A-Z.

# Affluent Seven Ranking by EU


Q8

“Based on your view or experience, please rank the list of affluent seven EU member states according to their overall influence on EU policy over the past five years. (first rank being the most influential)”


EU	Affluent Seven
Big Six	Southern Seven
Founding Six	Visegrád Four
Austria	Italy
Belgium	Latvia
Bulgaria	Lithuania
Croatia	Luxembourg
Cyprus	Malta
Czech Rep.	Netherlands
Denmark	Poland
Estonia	Portugal
Finland	Romania
France	Slovakia
Germany	Slovenia
Greece	Spain
Hungary	Sweden
Ireland	UK

- Influence Overview
- Big Six Overall EU Policy
- Big Six Fiscal Policy
- Big Six Foreign and Security Policy
- Affluent Seven**
- Other Countries


## Second Rank




## Fifth Rank




## Third Rank



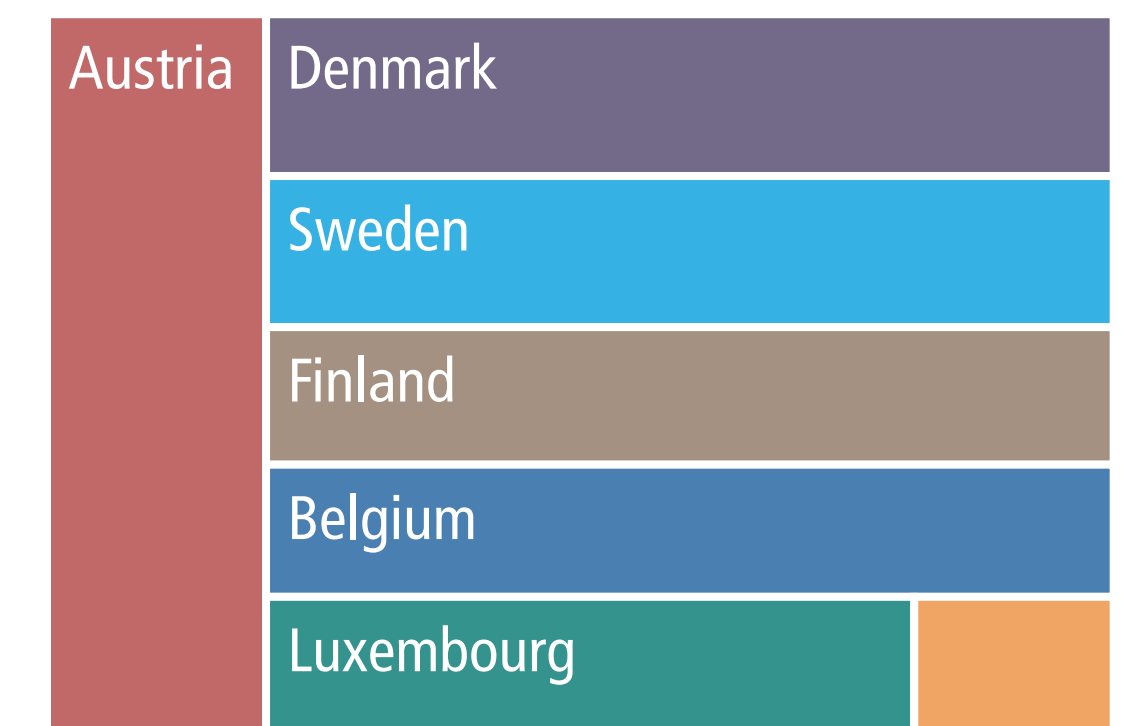
## Sixth Rank




## First Rank



## Fourth Rank



## Seventh Rank



Number of respondents: 336. Size of rectangles corresponds with respondents' respective rankings. Countries with equal values are sorted from A-Z.

# Affluent Seven Ranking by Big Six


Q8

“Based on your view or experience, please rank the list of affluent seven EU member states according to their overall influence on EU policy over the past five years. (first rank being the most influential)”

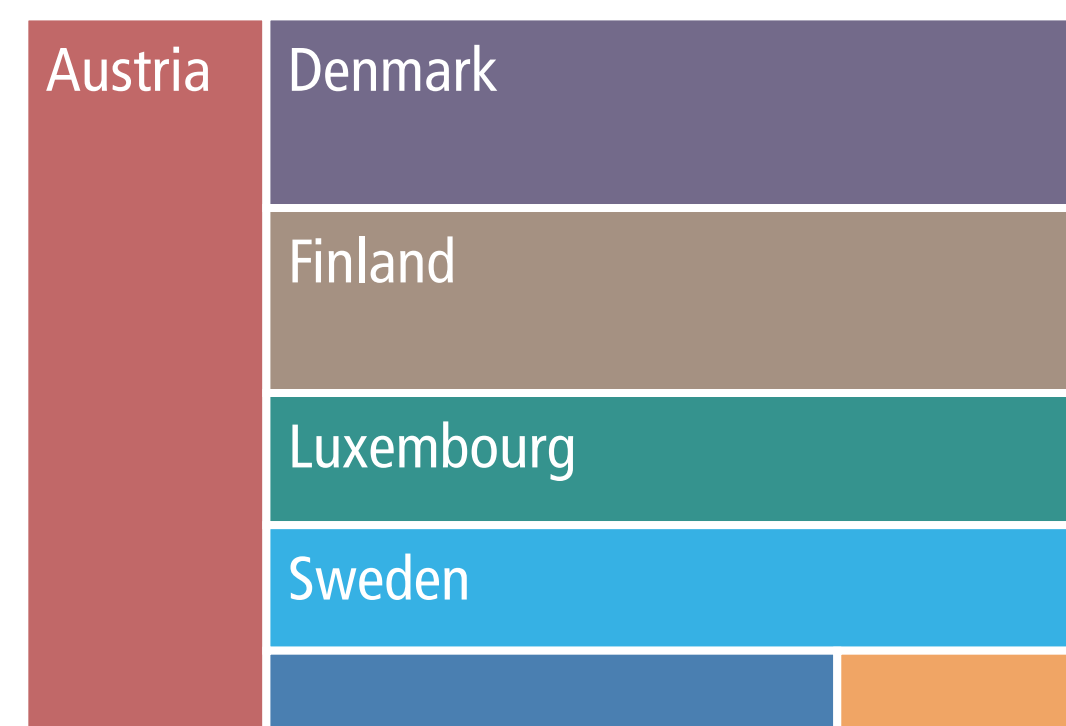
EU Big Six	Affluent Seven
Founding Six	Southern Seven
	Visegrád Four
Austria	Italy
Belgium	Latvia
Bulgaria	Lithuania
Croatia	Luxembourg
Cyprus	Malta
Czech Rep.	Netherlands
Denmark	Poland
Estonia	Portugal
Finland	Romania
France	Slovakia
Germany	Slovenia
Greece	Spain
Hungary	Sweden
Ireland	UK

- Influence Overview
- Big Six Overall EU Policy
- Big Six Fiscal Policy
- Big Six Foreign and Security Policy
- Affluent Seven**
- Other Countries


Second Rank




Fifth Rank



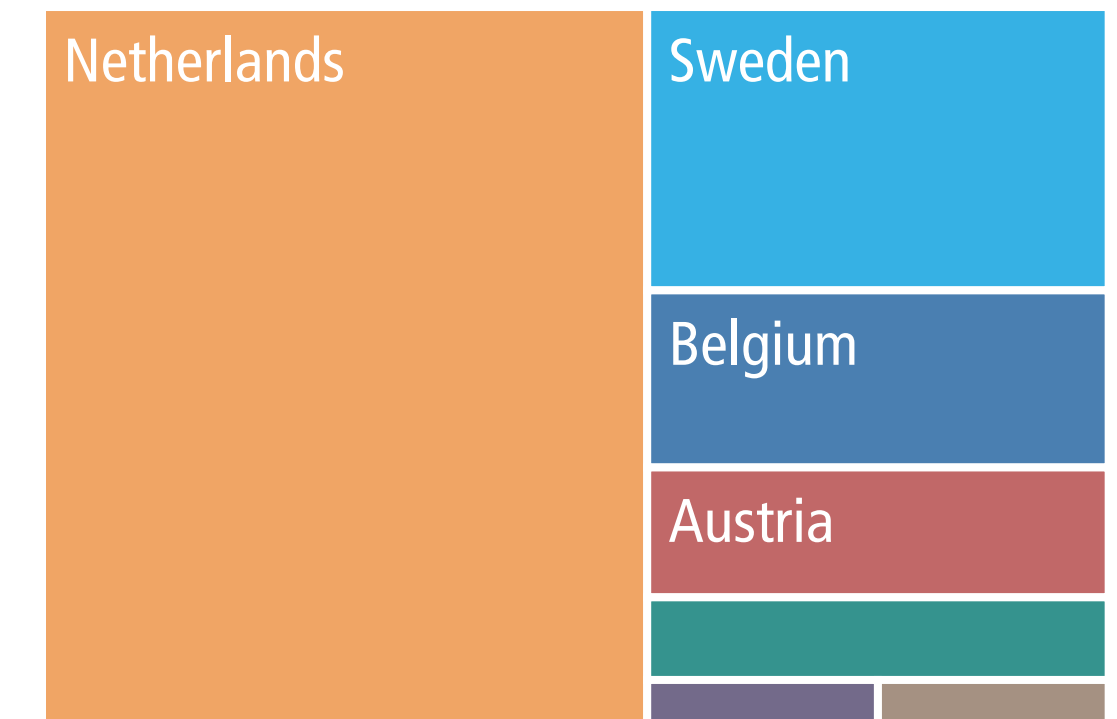
Third Rank



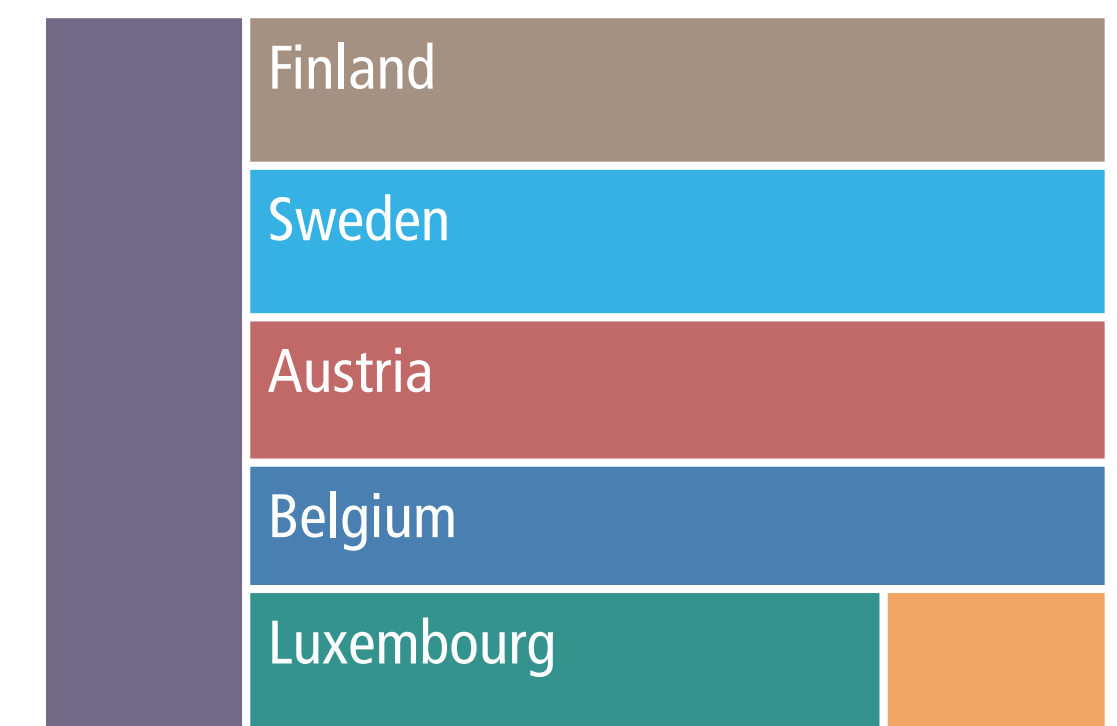
Sixth Rank



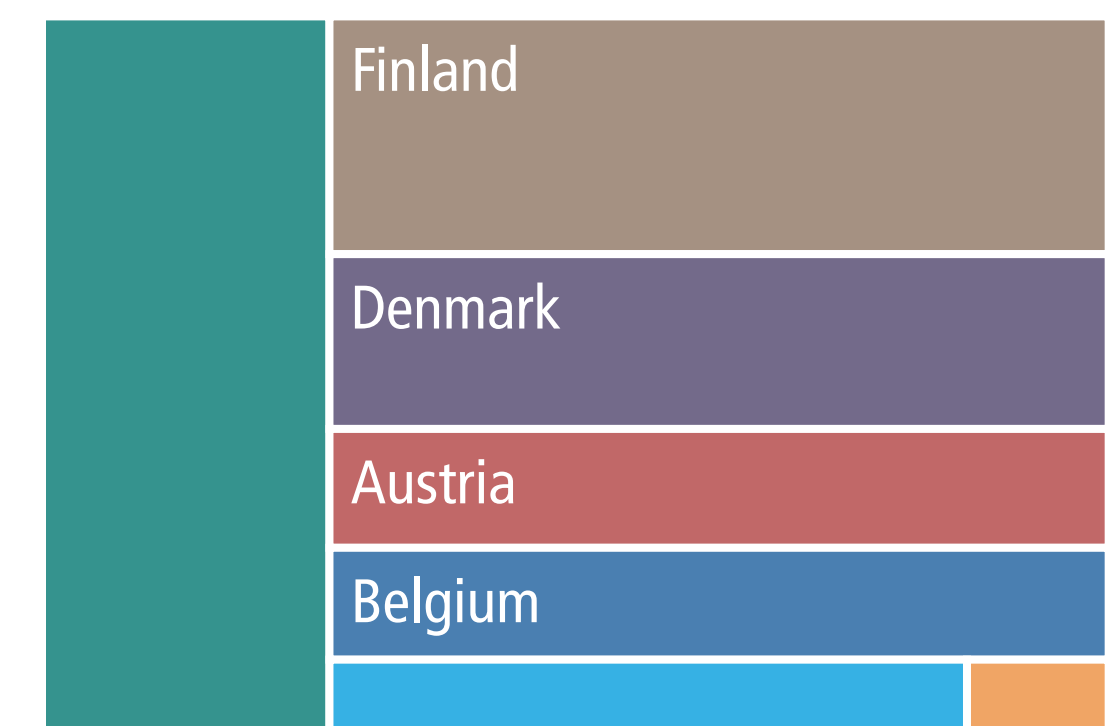
First Rank



Fourth Rank



Seventh Rank



Number of respondents: 141. Size of rectangles corresponds with respondents' respective rankings. Countries with equal values are sorted from A-Z.

# Affluent Seven Ranking by Founding Six

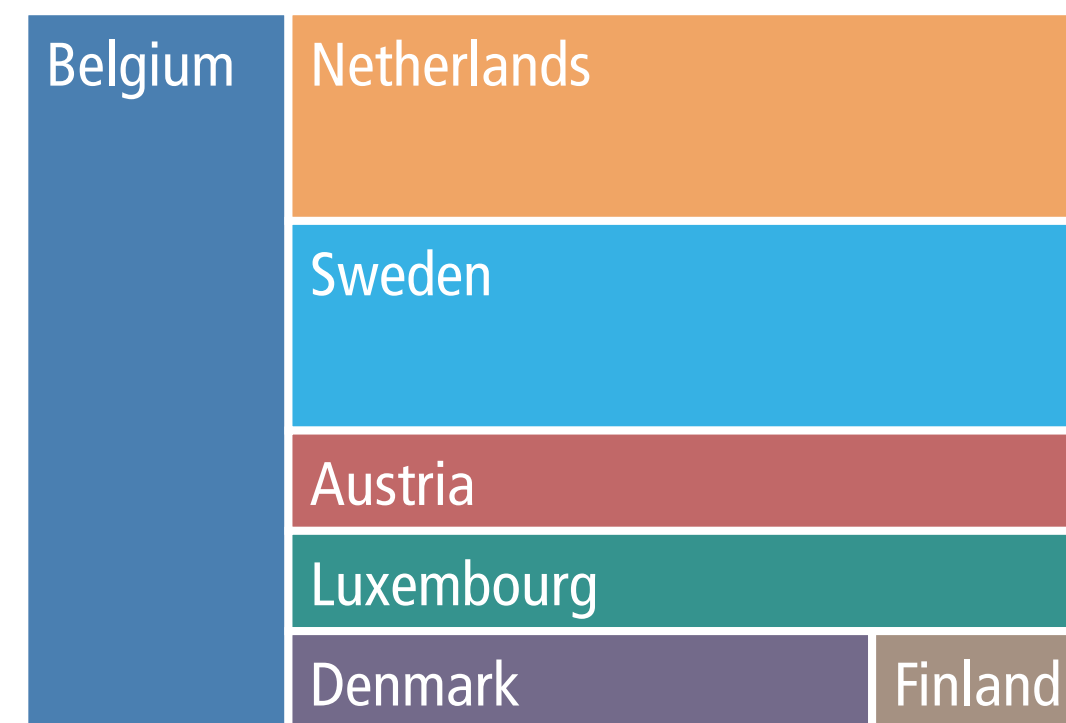
Q8

“Based on your view or experience, please rank the list of affluent seven EU member states according to their overall influence on EU policy over the past five years. (first rank being the most influential)”

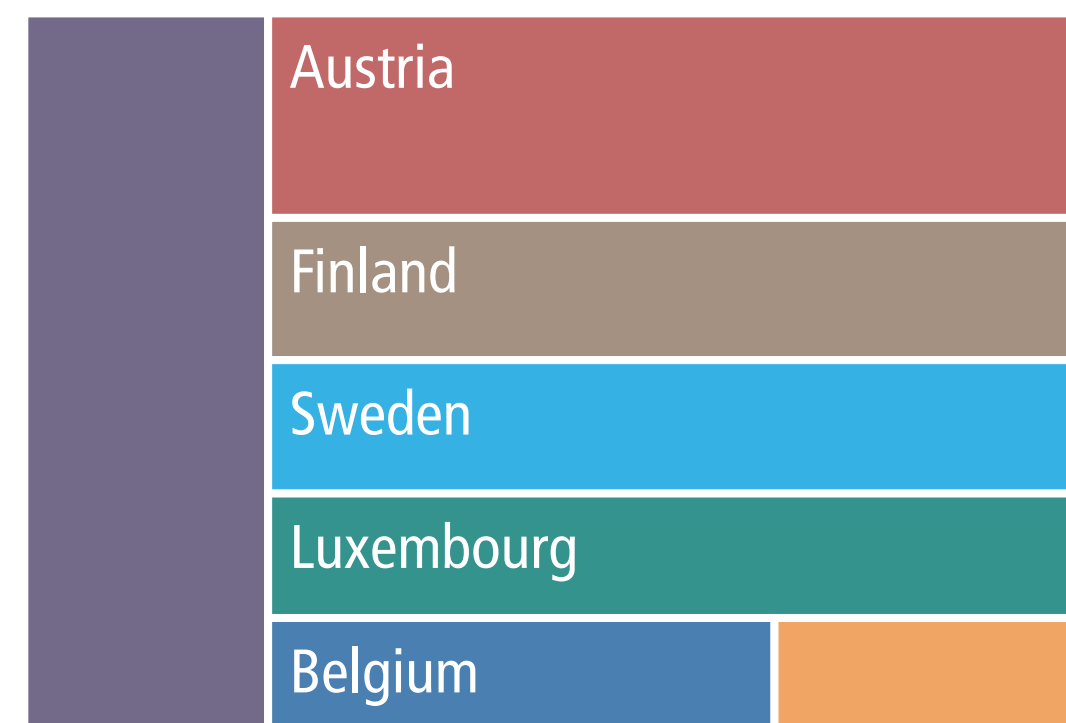
EU Big Six	Affluent Seven
Founding Six	Southern Seven
	Visegrád Four
Austria	Italy
Belgium	Latvia
Bulgaria	Lithuania
Croatia	Luxembourg
Cyprus	Malta
Czech Rep.	Netherlands
Denmark	Poland
Estonia	Portugal
Finland	Romania
France	Slovakia
Germany	Slovenia
Greece	Spain
Hungary	Sweden
Ireland	UK

- Influence Overview
- Big Six Overall EU Policy
- Big Six Fiscal Policy
- Big Six Foreign and Security Policy
- Affluent Seven**
- Other Countries

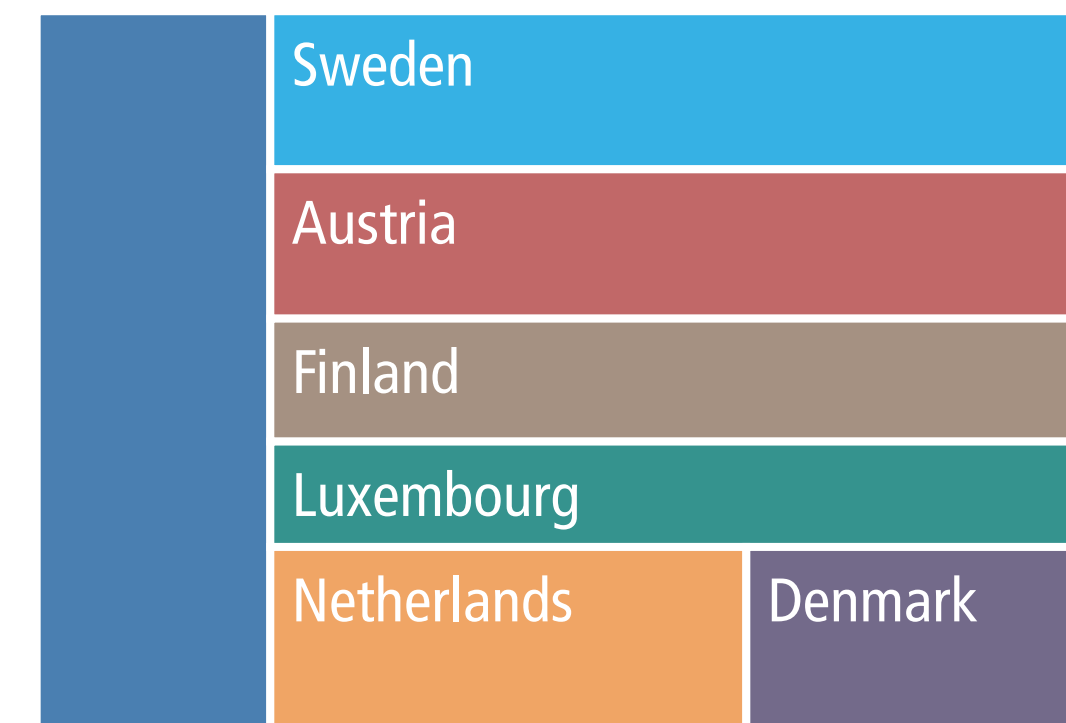
Second Rank




Fifth Rank



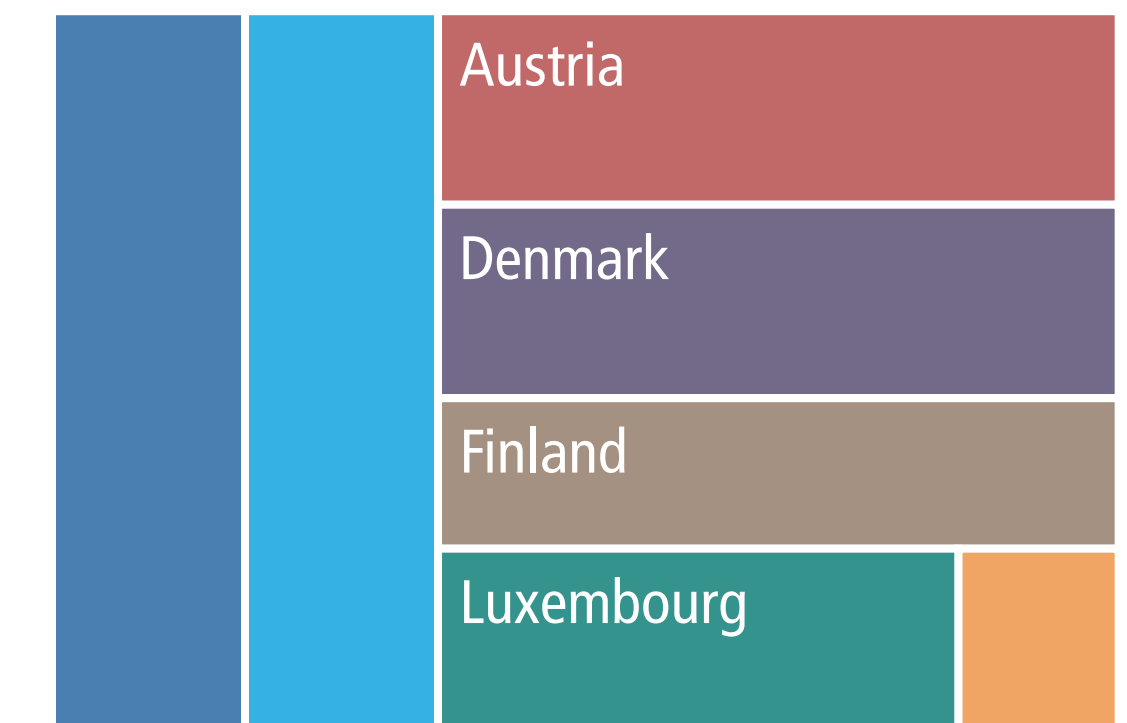
Third Rank




Sixth Rank



Fourth Rank



Seventh Rank



Number of respondents: 110. Size of rectangles corresponds with respondents' respective rankings. Countries with equal values are sorted from A-Z.



# Affluent Seven Ranking by Affluent Seven


Q8

“Based on your view or experience, please rank the list of affluent seven EU member states according to their overall influence on EU policy over the past five years. (first rank being the most influential)”


EU	Affluent Seven
Big Six	Southern Seven
Founding Six	Visegrád Four
Austria	Italy
Belgium	Latvia
Bulgaria	Lithuania
Croatia	Luxembourg
Cyprus	Malta
Czech Rep.	Netherlands
Denmark	Poland
Estonia	Portugal
Finland	Romania
France	Slovakia
Germany	Slovenia
Greece	Spain
Hungary	Sweden
Ireland	UK

- Influence Overview
- Big Six Overall EU Policy
- Big Six Fiscal Policy
- Big Six Foreign and Security Policy
- Affluent Seven**
- Other Countries

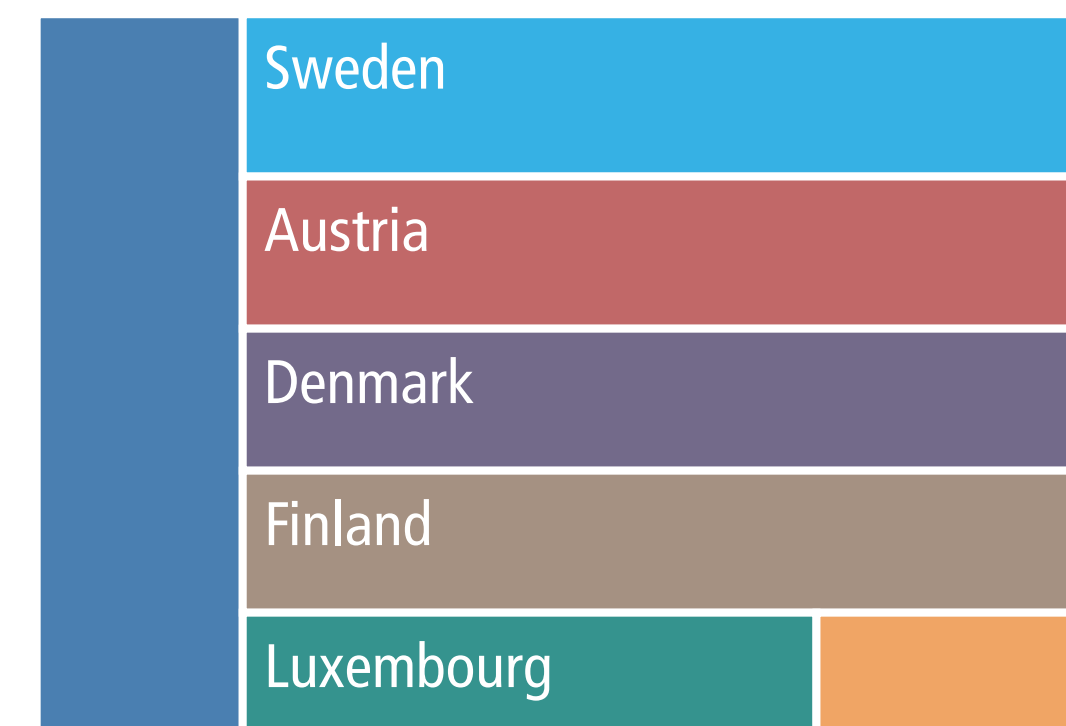
Second Rank




Fifth Rank



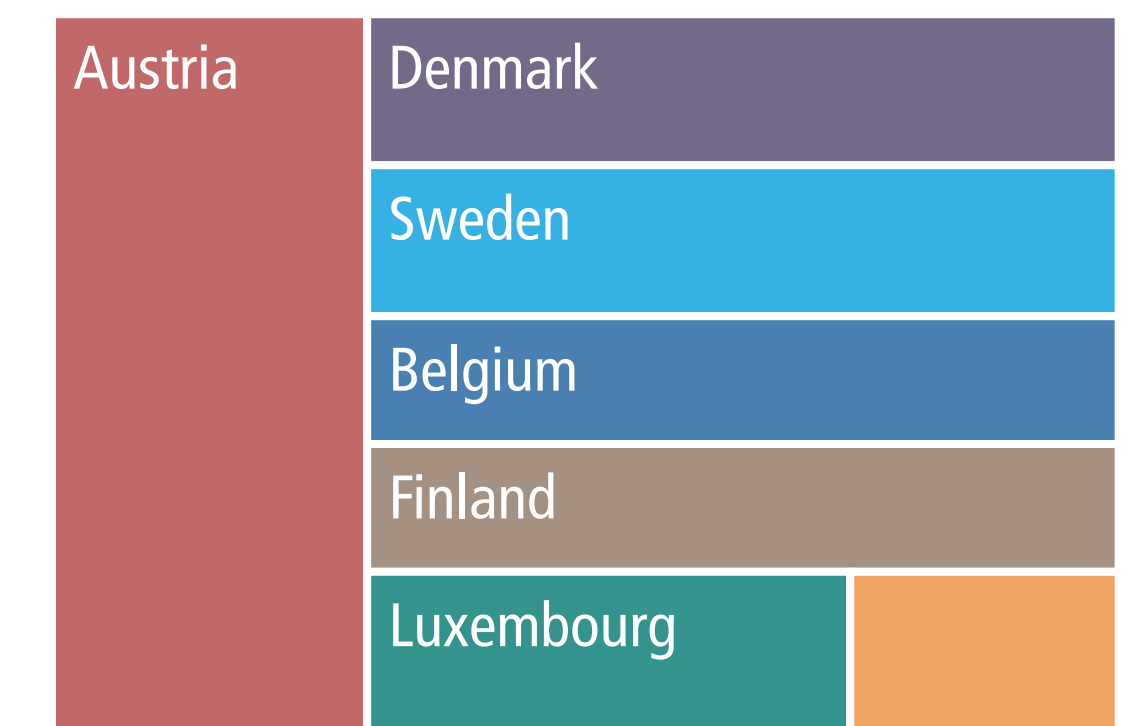
Third Rank




Sixth Rank



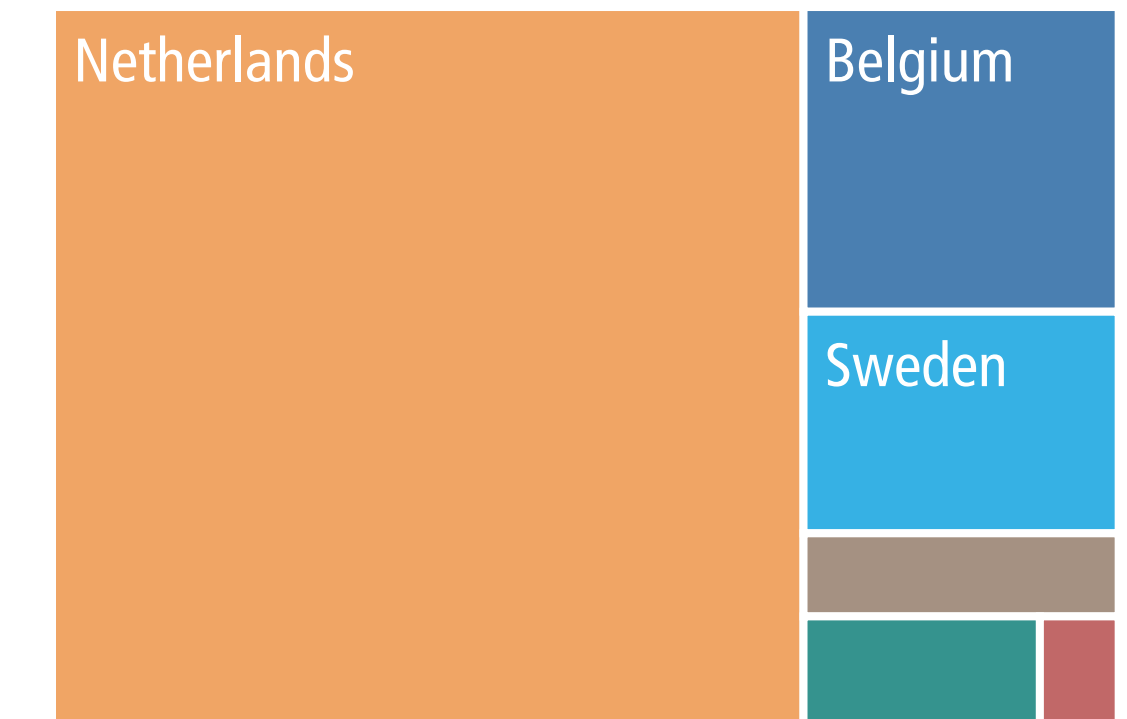
Fourth Rank



Seventh Rank



First Rank



Number of respondents: 90. Size of rectangles corresponds with respondents' respective rankings. Countries with equal values are sorted from A-Z.

# Affluent Seven Ranking by Southern Seven

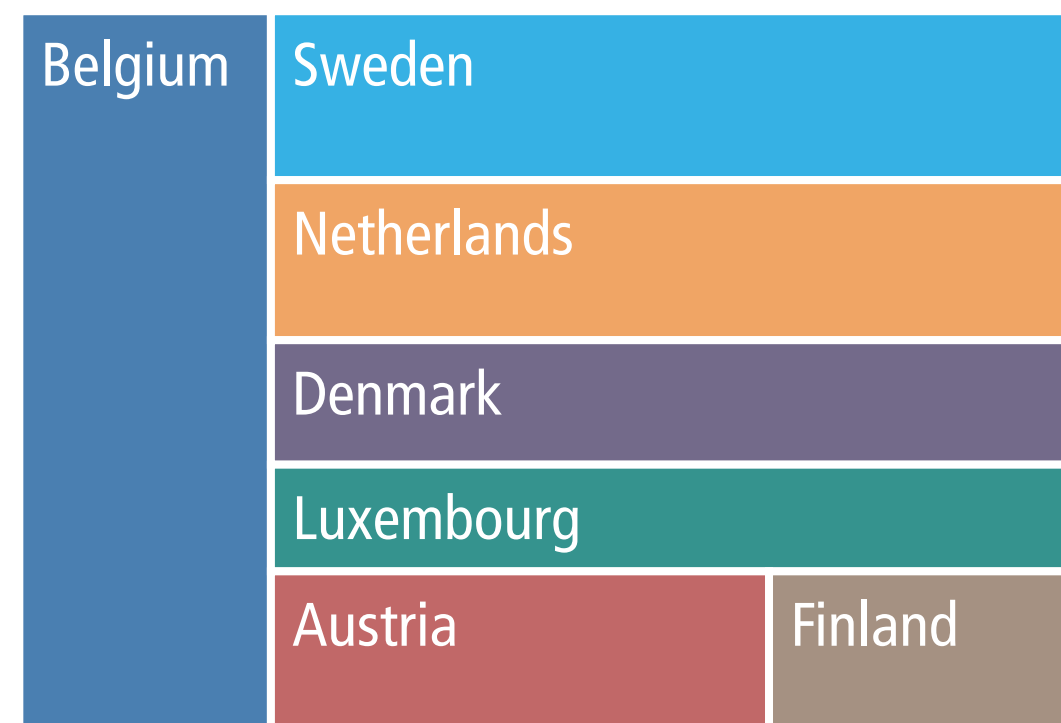
Q8

“Based on your view or experience, please rank the list of affluent seven EU member states according to their overall influence on EU policy over the past five years. (first rank being the most influential)”

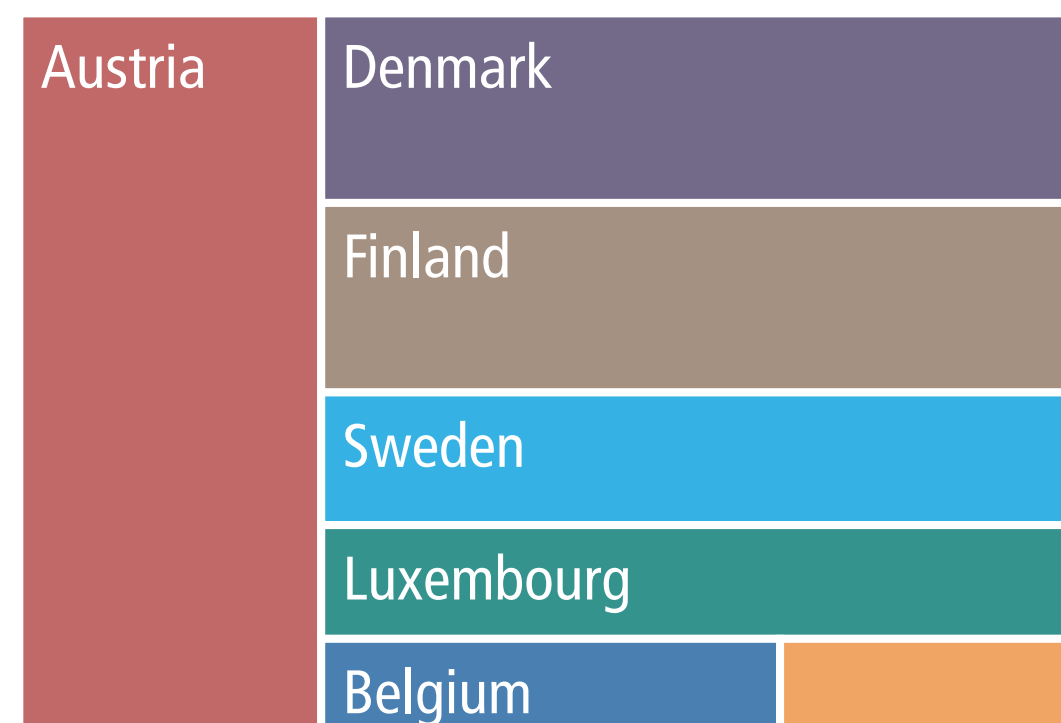
EU Big Six Founding Six	Affluent Seven Southern Seven	Visegrád Four
Austria	Italy	
Belgium	Latvia	
Bulgaria	Lithuania	
Croatia	Luxembourg	
Cyprus	Malta	
Czech Rep.	Netherlands	
Denmark	Poland	
Estonia	Portugal	
Finland	Romania	
France	Slovakia	
Germany	Slovenia	
Greece	Spain	
Hungary	Sweden	
Ireland	UK	

- Influence Overview
- Big Six Overall EU Policy
- Big Six Fiscal Policy
- Big Six Foreign and Security Policy
- Affluent Seven**
- Other Countries

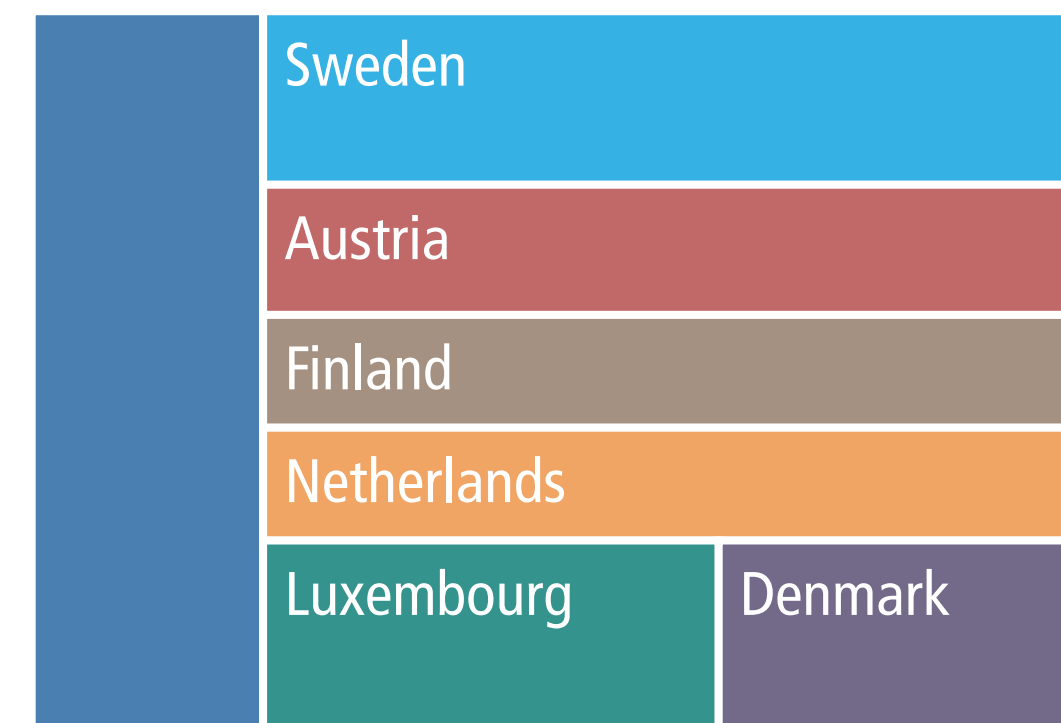
Second Rank




Fifth Rank



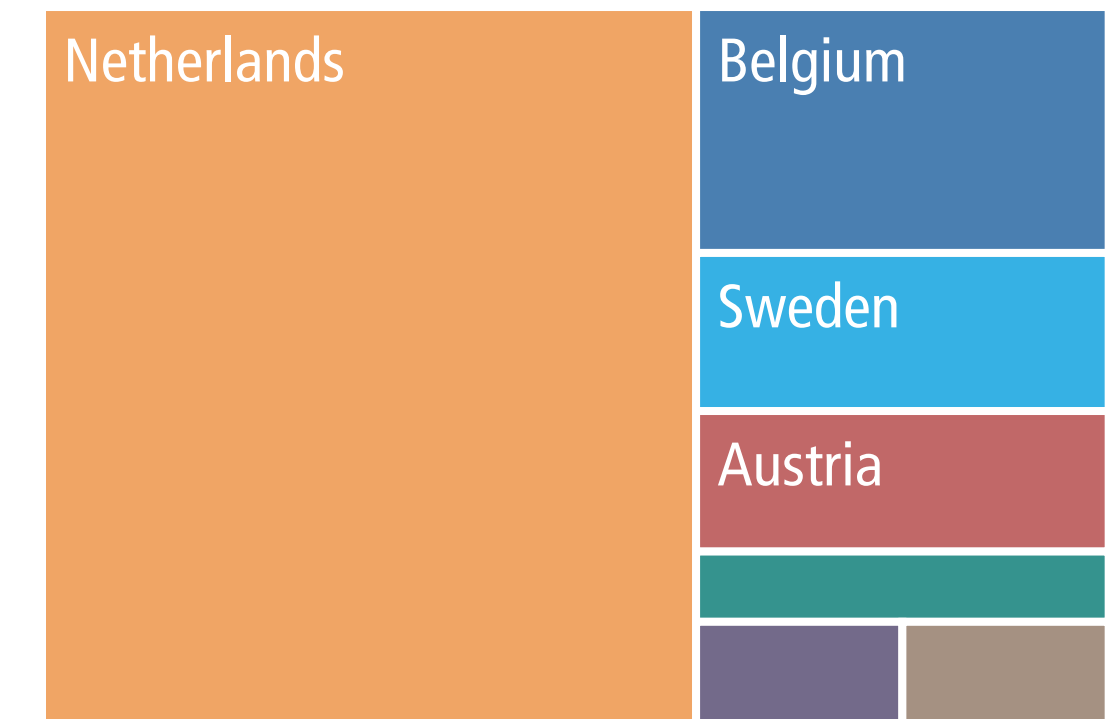
Third Rank




Sixth Rank




First Rank



Fourth Rank



Seventh Rank



Number of respondents: 108. Size of rectangles corresponds with respondents' respective rankings. Countries with equal values are sorted from A-Z.

# Affluent Seven Ranking by Visegrád Four


Q8

“Based on your view or experience, please rank the list of affluent seven EU member states according to their overall influence on EU policy over the past five years. (first rank being the most influential)”


EU Big Six Founding Six	Affluent Seven Southern Seven Visegrád Four
Austria	Italy
Belgium	Latvia
Bulgaria	Lithuania
Croatia	Luxembourg
Cyprus	Malta
Czech Rep.	Netherlands
Denmark	Poland
Estonia	Portugal
Finland	Romania
France	Slovakia
Germany	Slovenia
Greece	Spain
Hungary	Sweden
Ireland	UK

- Influence Overview
- Big Six Overall EU Policy
- Big Six Fiscal Policy
- Big Six Foreign and Security Policy
- Affluent Seven**
- Other Countries


Second Rank




Fifth Rank




Third Rank



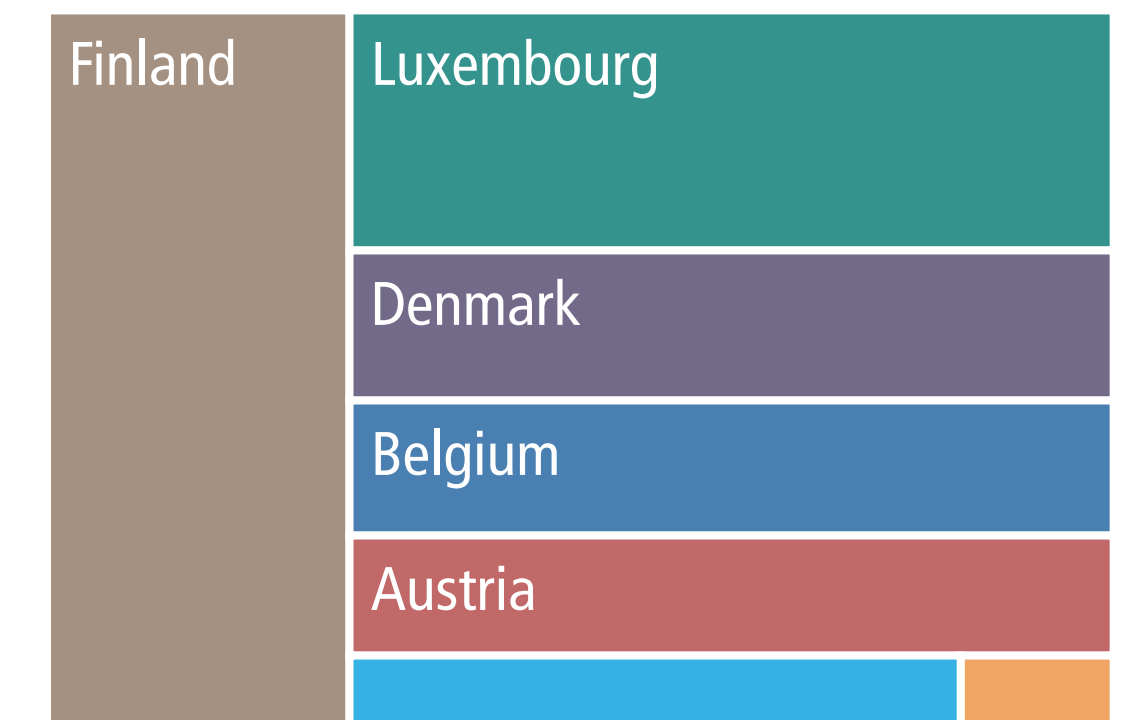
Sixth Rank




Fourth Rank



Seventh Rank



First Rank



Number of respondents: 70. Size of rectangles corresponds with respondents' respective rankings. Countries with equal values are sorted from A-Z.

# Affluent Seven Ranking by Austria

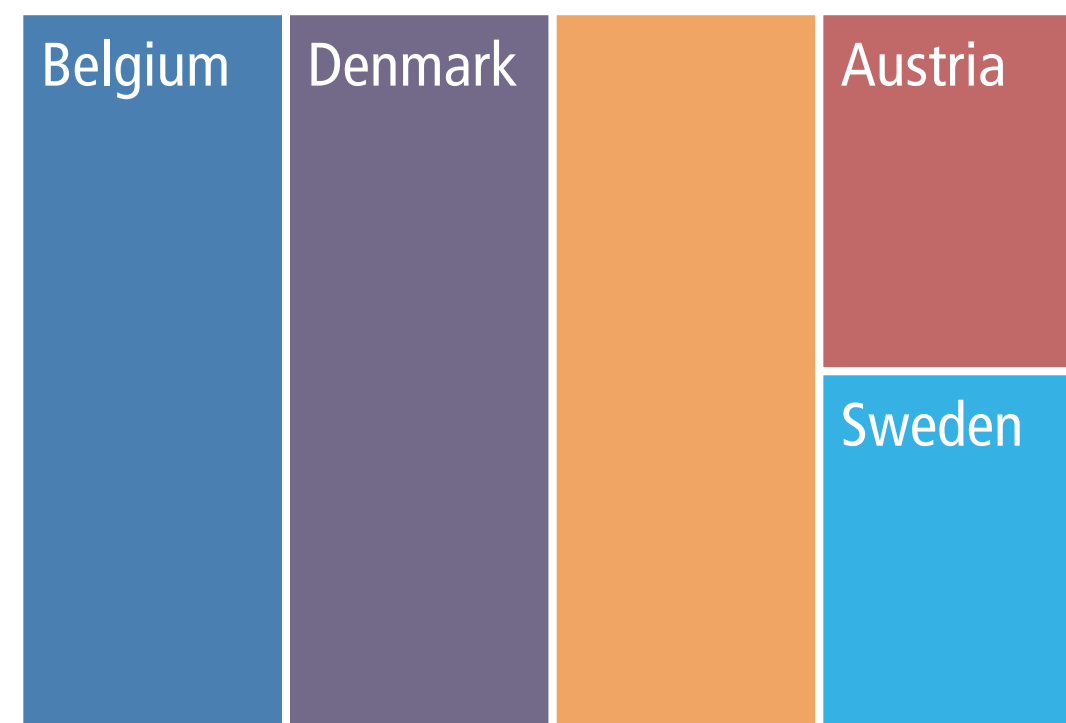
Q8

“Based on your view or experience, please rank the list of affluent seven EU member states according to their overall influence on EU policy over the past five years. (first rank being the most influential)”


EU Big Six Founding Six	Affluent Seven Southern Seven Visegrád Four
<b>Austria</b>	Italy
Belgium	Latvia
Bulgaria	Lithuania
Croatia	Luxembourg
Cyprus	Malta
Czech Rep.	Netherlands
Denmark	Poland
Estonia	Portugal
Finland	Romania
France	Slovakia
Germany	Slovenia
Greece	Spain
Hungary	Sweden
Ireland	UK

- Influence Overview
- Big Six Overall EU Policy
- Big Six Fiscal Policy
- Big Six Foreign and Security Policy
- Affluent Seven**
- Other Countries

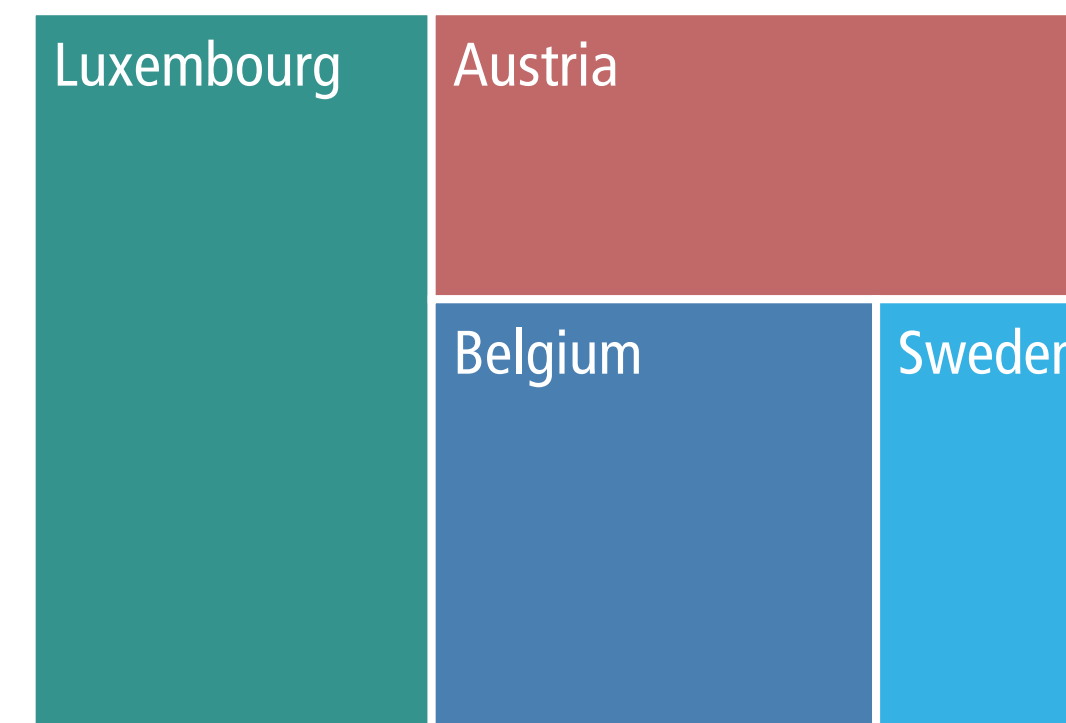
Second Rank




Fifth Rank



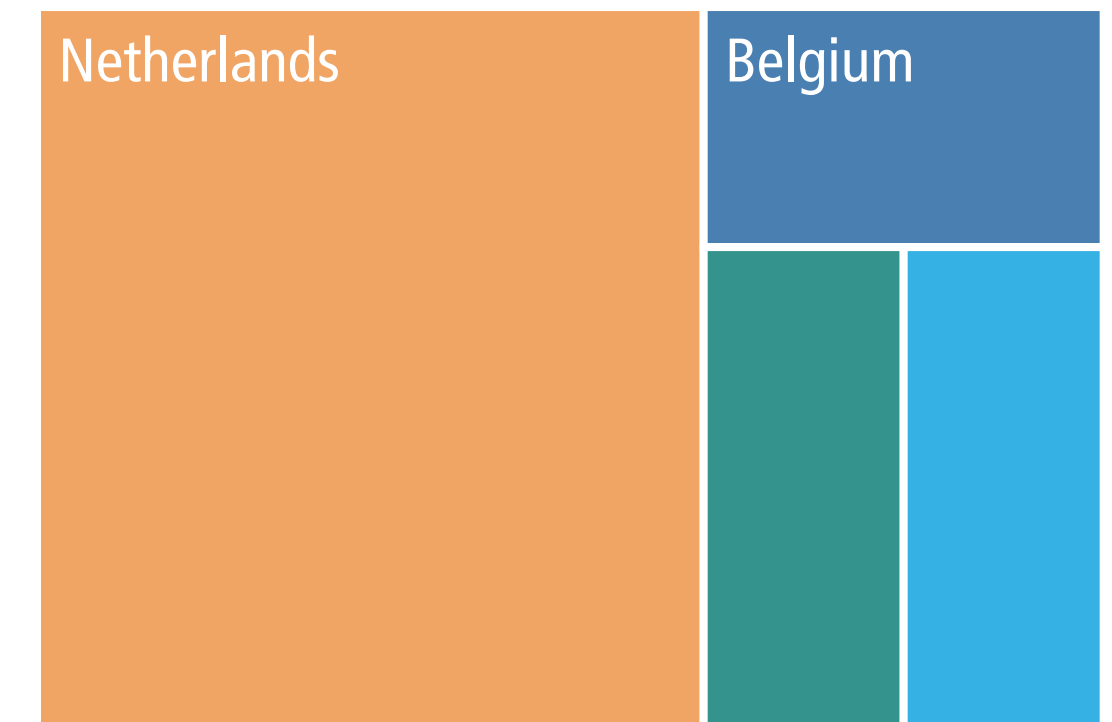
Third Rank



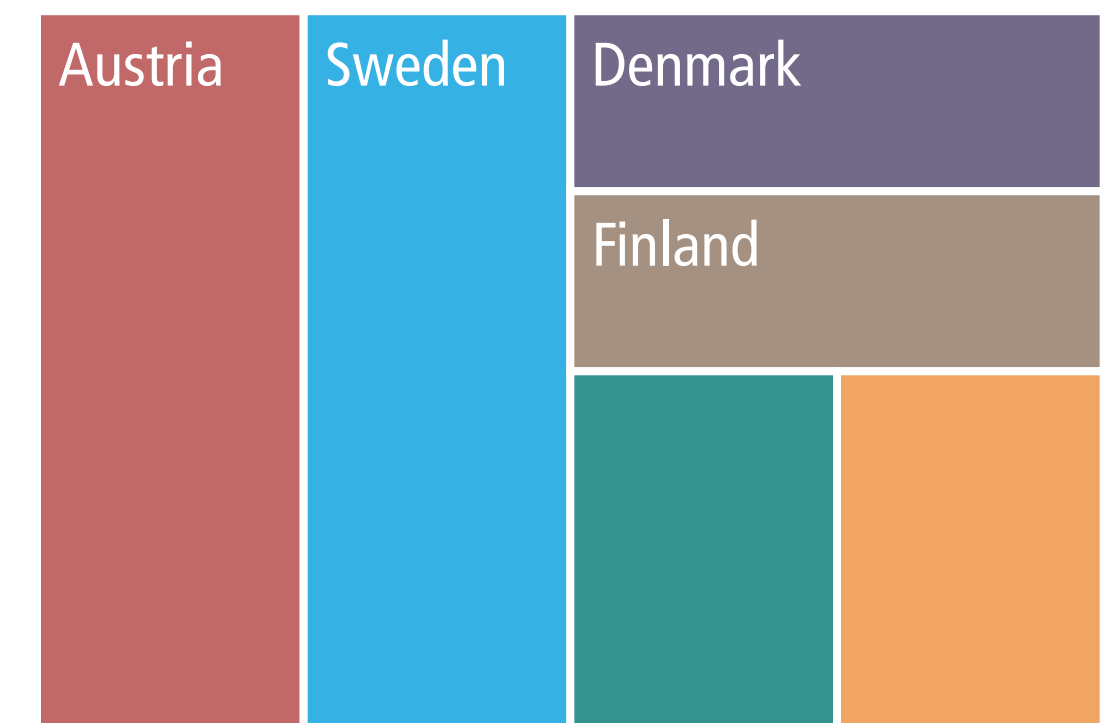
Sixth Rank




First Rank



Fourth Rank



Seventh Rank



Number of respondents: 8. Size of rectangles corresponds with respondents' respective rankings. Countries with equal values are sorted from A-Z.

# Affluent Seven Ranking by Belgium


Q8

“Based on your view or experience, please rank the list of affluent seven EU member states according to their overall influence on EU policy over the past five years. (first rank being the most influential)”


EU Big Six Founding Six	Affluent Seven Southern Seven Visegrád Four
Austria	Italy
<b>Belgium</b>	Latvia
Bulgaria	Lithuania
Croatia	Luxembourg
Cyprus	Malta
Czech Rep.	Netherlands
Denmark	Poland
Estonia	Portugal
Finland	Romania
France	Slovakia
Germany	Slovenia
Greece	Spain
Hungary	Sweden
Ireland	UK

- Influence Overview
- Big Six Overall EU Policy
- Big Six Fiscal Policy
- Big Six Foreign and Security Policy
- Affluent Seven**
- Other Countries

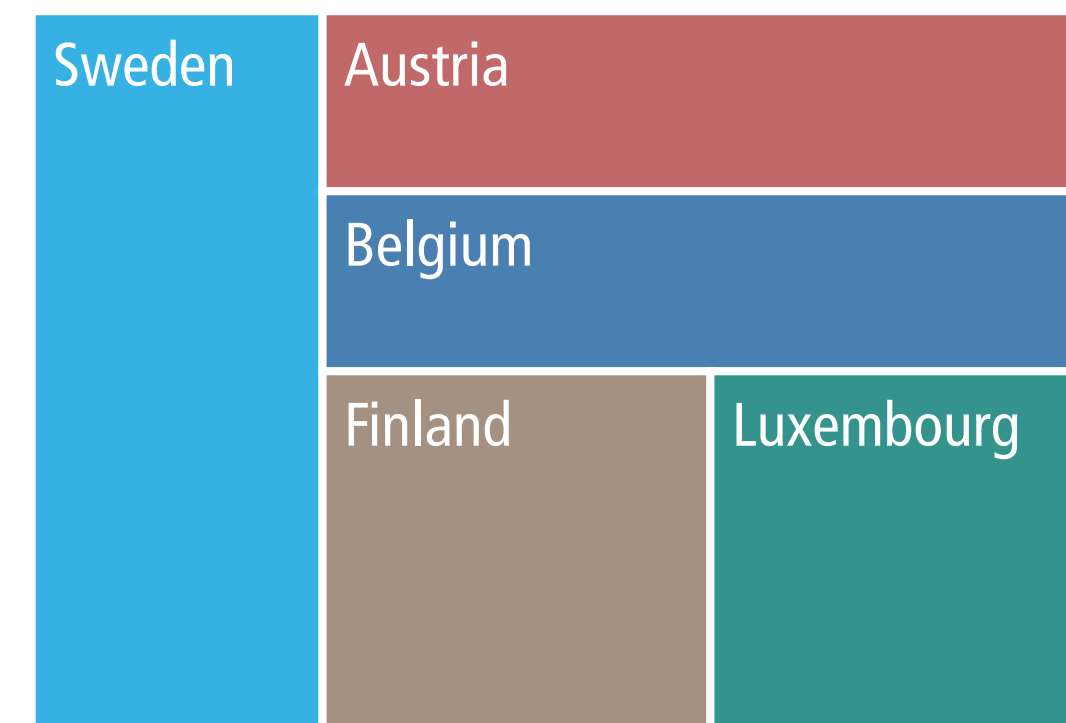
Second Rank



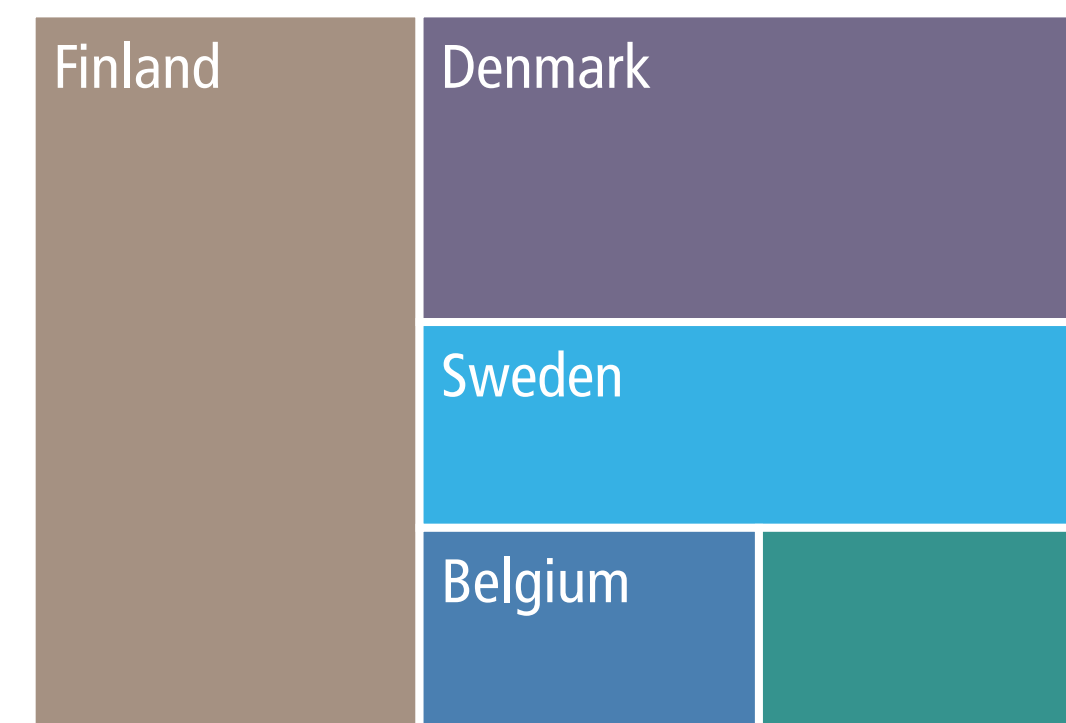
Fifth Rank



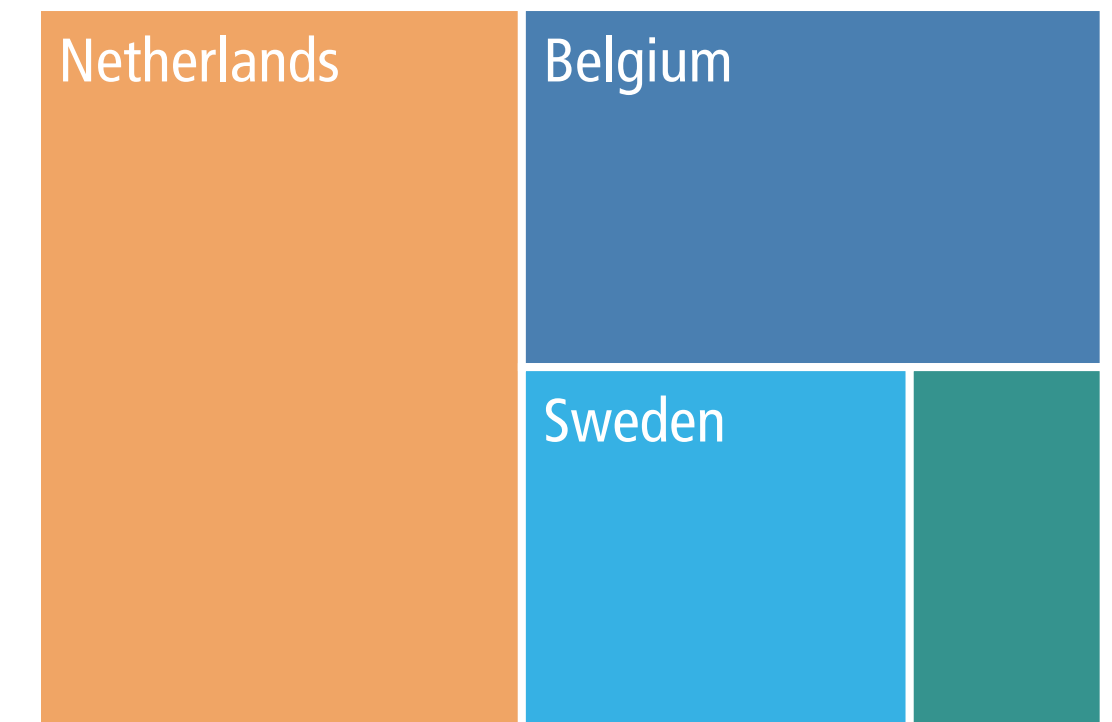
Third Rank




Sixth Rank




First Rank



Fourth Rank



Seventh Rank



Number of respondents: 11. Size of rectangles corresponds with respondents' respective rankings. Countries with equal values are sorted from A-Z.

# Affluent Seven Ranking by Bulgaria

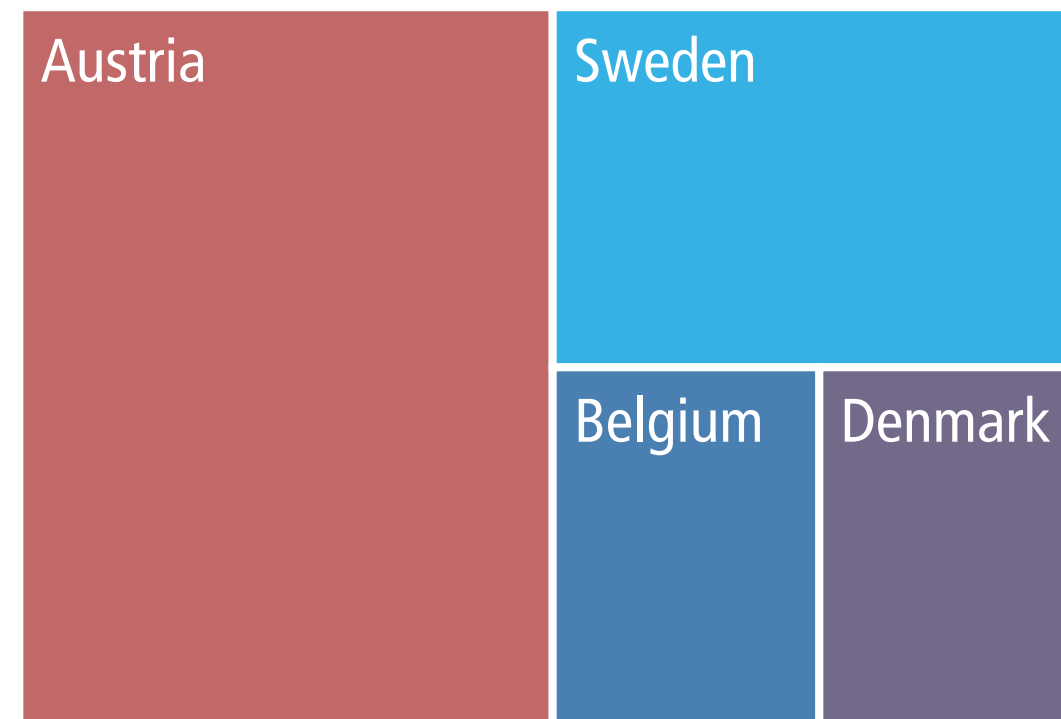
Q8

“Based on your view or experience, please rank the list of affluent seven EU member states according to their overall influence on EU policy over the past five years. (first rank being the most influential)”

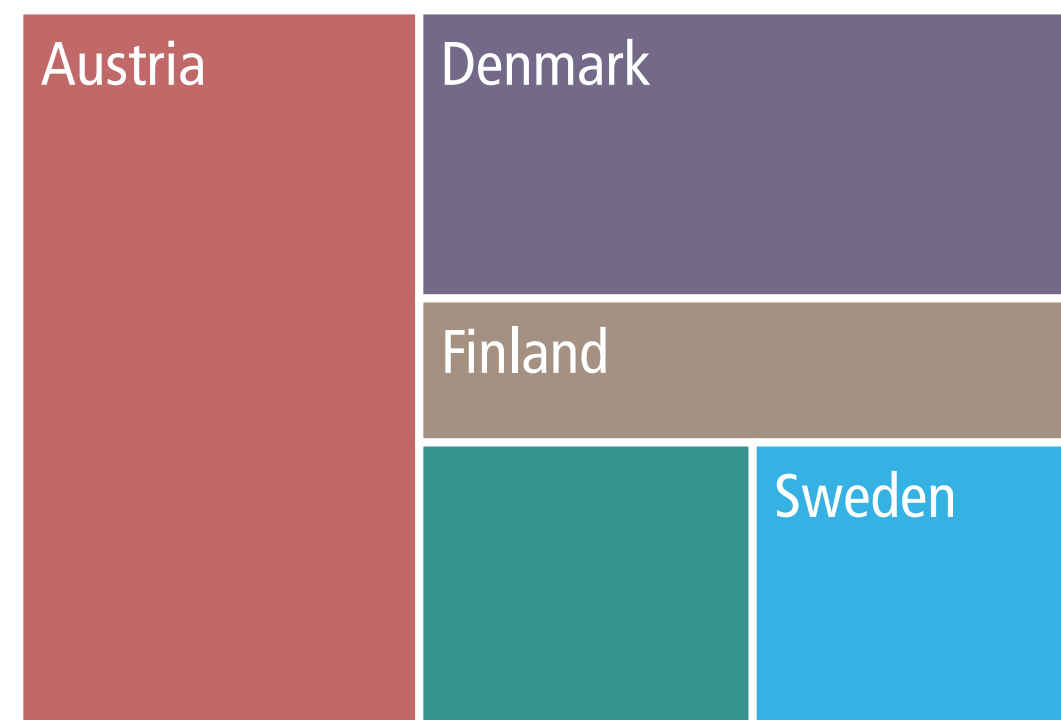
EU Big Six Founding Six	Affluent Seven Southern Seven Visegrád Four
Austria	Italy
Belgium	Latvia
<b>Bulgaria</b>	Lithuania
Croatia	Luxembourg
Cyprus	Malta
Czech Rep.	Netherlands
Denmark	Poland
Estonia	Portugal
Finland	Romania
France	Slovakia
Germany	Slovenia
Greece	Spain
Hungary	Sweden
Ireland	UK

- Influence Overview
- Big Six Overall EU Policy
- Big Six Fiscal Policy
- Big Six Foreign and Security Policy
- Affluent Seven**
- Other Countries


Second Rank



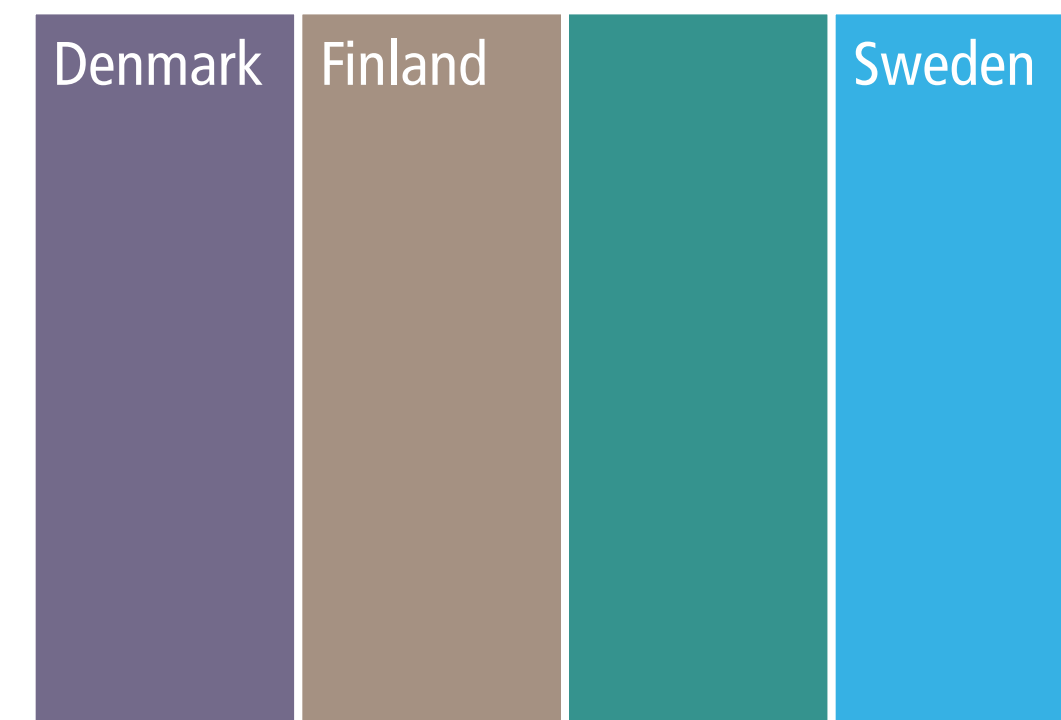
Fifth Rank



Third Rank




Sixth Rank




First Rank



Fourth Rank



Seventh Rank



Number of respondents: 8. Size of rectangles corresponds with respondents' respective rankings. Countries with equal values are sorted from A-Z.

# Affluent Seven Ranking by Croatia

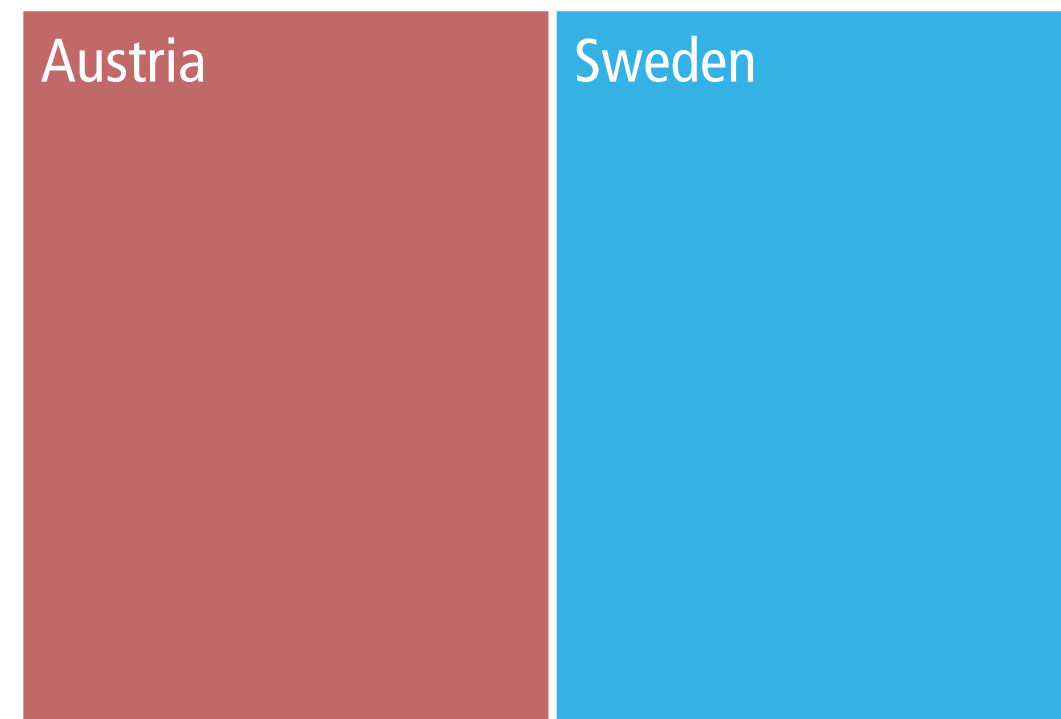
Q8

“Based on your view or experience, please rank the list of affluent seven EU member states according to their overall influence on EU policy over the past five years. (first rank being the most influential)”


EU Big Six Founding Six	Affluent Seven Southern Seven Visegrád Four
Austria	Italy
Belgium	Latvia
Bulgaria	Lithuania
<b>Croatia</b>	Luxembourg
Cyprus	Malta
Czech Rep.	Netherlands
Denmark	Poland
Estonia	Portugal
Finland	Romania
France	Slovakia
Germany	Slovenia
Greece	Spain
Hungary	Sweden
Ireland	UK

- Influence Overview
- Big Six Overall EU Policy
- Big Six Fiscal Policy
- Big Six Foreign and Security Policy
- Affluent Seven**
- Other Countries


Second Rank




Third Rank



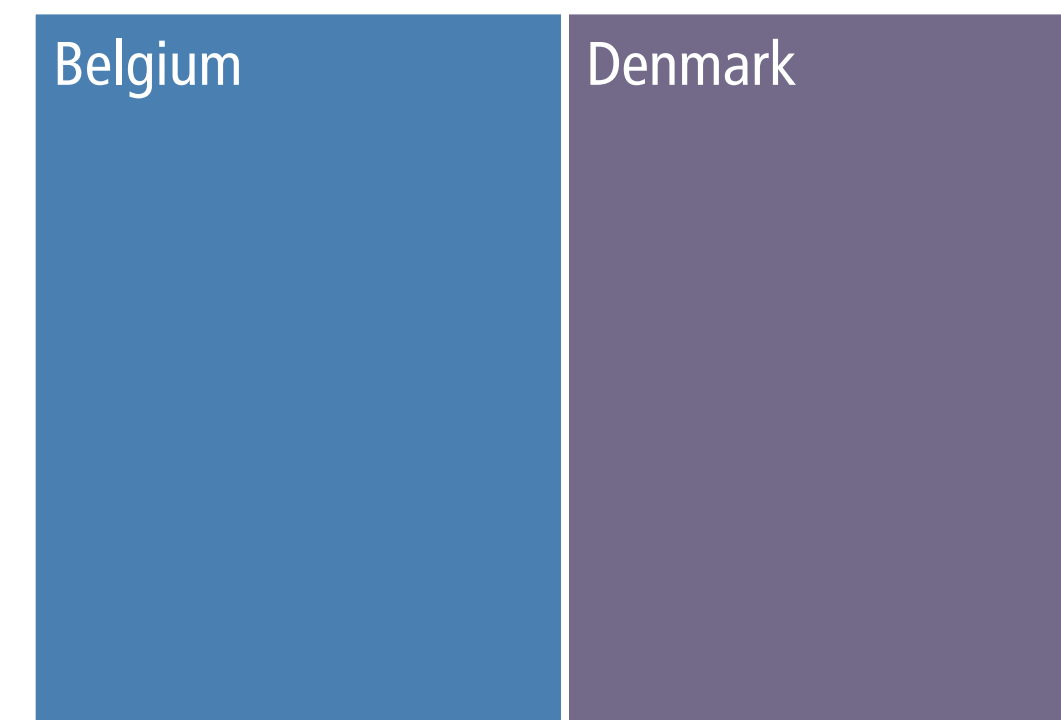
Fourth Rank




Fifth Rank



Sixth Rank



Seventh Rank



First Rank



Number of respondents: 2. Size of rectangles corresponds with respondents' respective rankings. Countries with equal values are sorted from A-Z.

# Affluent Seven Ranking by Cyprus

Q8

“Based on your view or experience, please rank the list of affluent seven EU member states according to their overall influence on EU policy over the past five years. (first rank being the most influential)”


EU Big Six Founding Six	Affluent Seven Southern Seven Visegrád Four
Austria	Italy
Belgium	Latvia
Bulgaria	Lithuania
Croatia	Luxembourg
<b>Cyprus</b>	Malta
Czech Rep.	Netherlands
Denmark	Poland
Estonia	Portugal
Finland	Romania
France	Slovakia
Germany	Slovenia
Greece	Spain
Hungary	Sweden
Ireland	UK

- Influence Overview
- Big Six Overall EU Policy
- Big Six Fiscal Policy
- Big Six Foreign and Security Policy
- Affluent Seven**
- Other Countries


## Second Rank




## Fifth Rank



## Third Rank




## Sixth Rank




## First Rank



## Fourth Rank



## Seventh Rank



Number of respondents: 1. Size of rectangles corresponds with respondents' respective rankings. Countries with equal values are sorted from A-Z.





# Affluent Seven Ranking by Czech Rep.

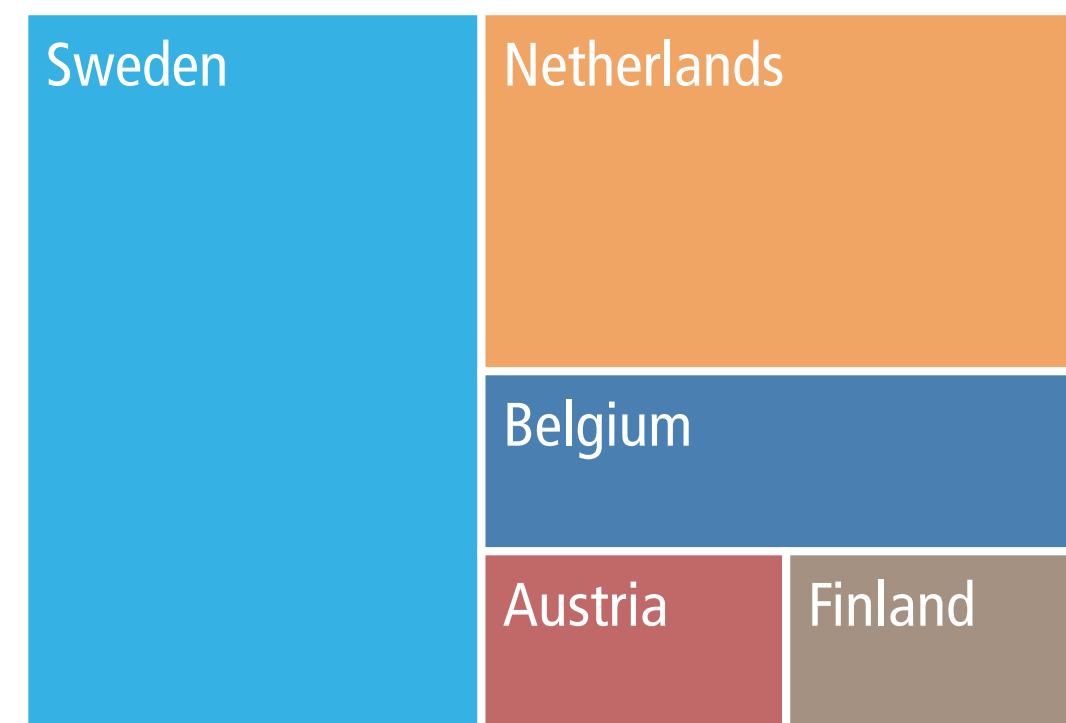
Q8

“Based on your view or experience, please rank the list of affluent seven EU member states according to their overall influence on EU policy over the past five years. (first rank being the most influential)”


EU Big Six Founding Six	Affluent Seven Southern Seven Visegrád Four
Austria	Italy
Belgium	Latvia
Bulgaria	Lithuania
Croatia	Luxembourg
Cyprus	Malta
<b>Czech Rep.</b>	Netherlands
Denmark	Poland
Estonia	Portugal
Finland	Romania
France	Slovakia
Germany	Slovenia
Greece	Spain
Hungary	Sweden
Ireland	UK

- Influence Overview
- Big Six Overall EU Policy
- Big Six Fiscal Policy
- Big Six Foreign and Security Policy
- Affluent Seven**
- Other Countries

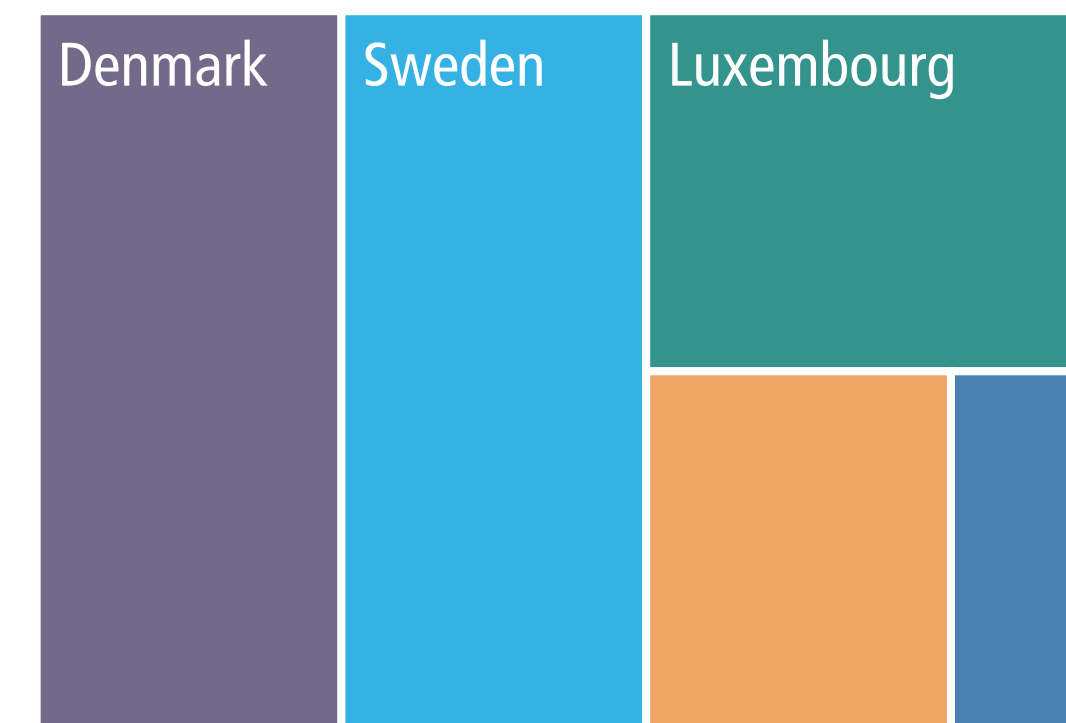
Second Rank




Fifth Rank



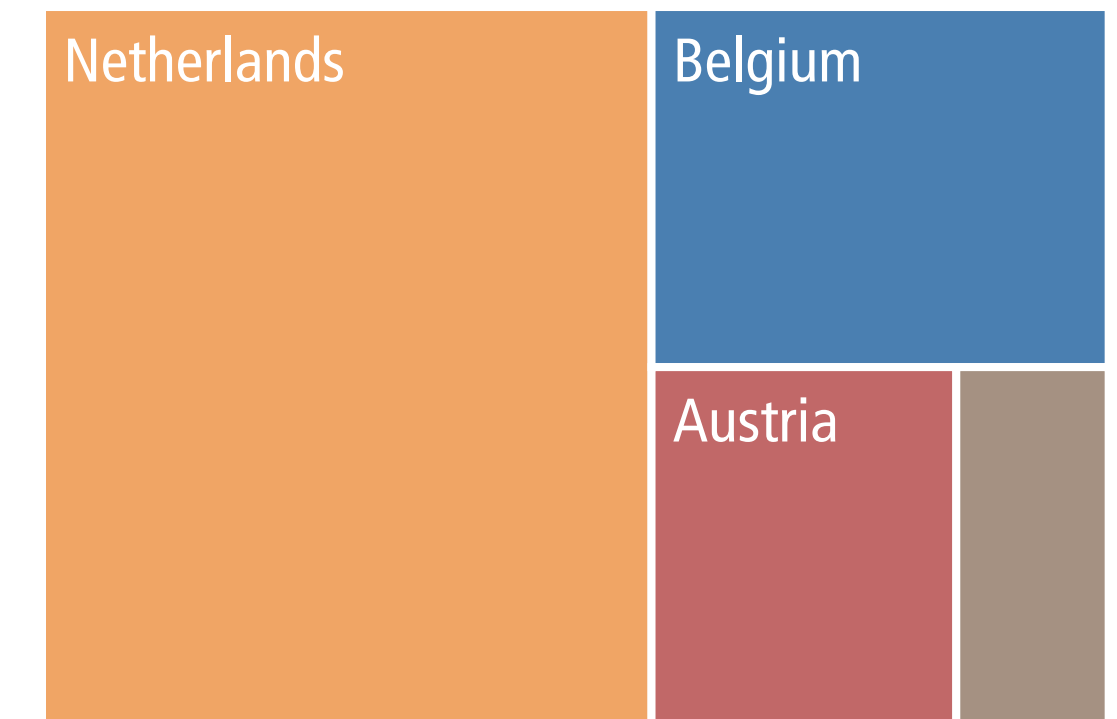
Third Rank




Sixth Rank



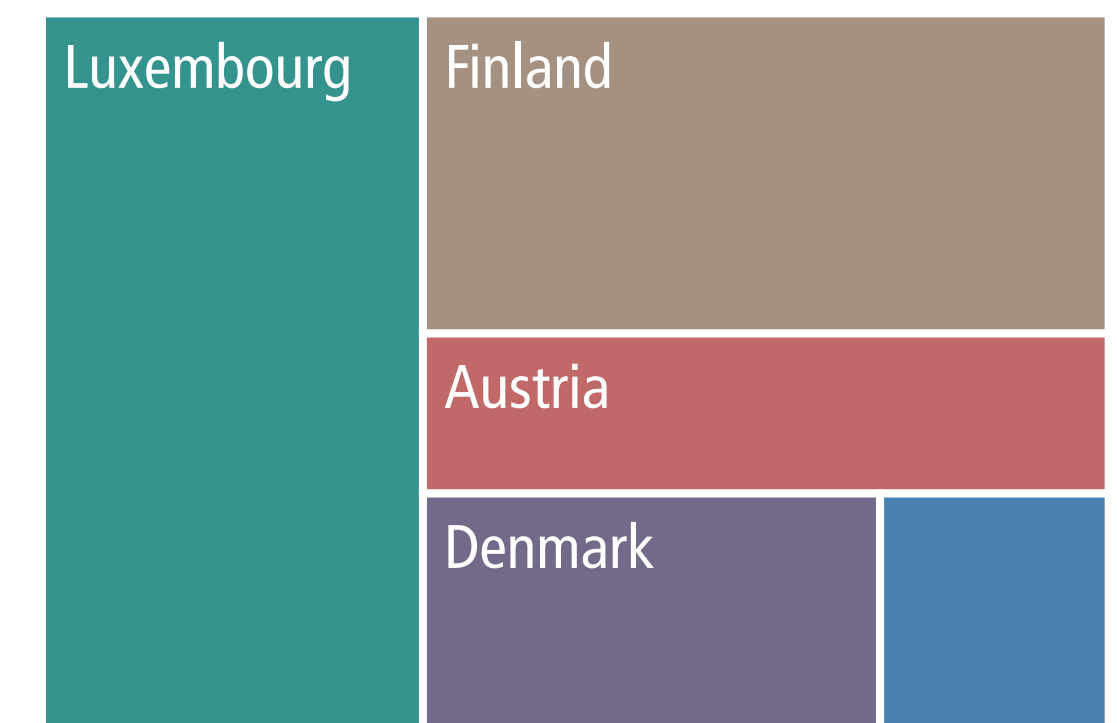
First Rank



Fourth Rank



Seventh Rank



Number of respondents: 14. Size of rectangles corresponds with respondents' respective rankings. Countries with equal values are sorted from A-Z.

# Affluent Seven Ranking by Denmark


Q8

“Based on your view or experience, please rank the list of affluent seven EU member states according to their overall influence on EU policy over the past five years. (first rank being the most influential)”


EU Big Six Founding Six	Affluent Seven Southern Seven Visegrád Four
Austria	Italy
Belgium	Latvia
Bulgaria	Lithuania
Croatia	Luxembourg
Cyprus	Malta
Czech Rep.	Netherlands
<b>Denmark</b>	Poland
Estonia	Portugal
Finland	Romania
France	Slovakia
Germany	Slovenia
Greece	Spain
Hungary	Sweden
Ireland	UK

- Influence Overview
- Big Six Overall EU Policy
- Big Six Fiscal Policy
- Big Six Foreign and Security Policy
- Affluent Seven**
- Other Countries


Second Rank




Fifth Rank



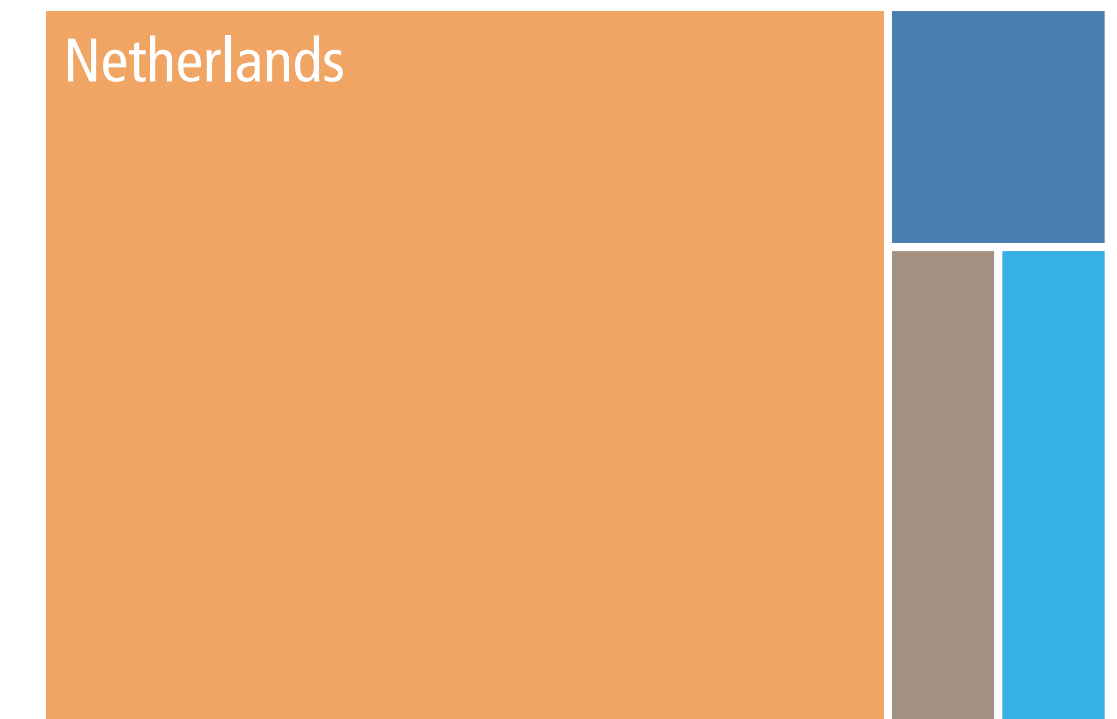
Third Rank




Sixth Rank




First Rank



Fourth Rank



Seventh Rank



Number of respondents: 29. Size of rectangles corresponds with respondents' respective rankings. Countries with equal values are sorted from A-Z.

# Affluent Seven Ranking by Estonia

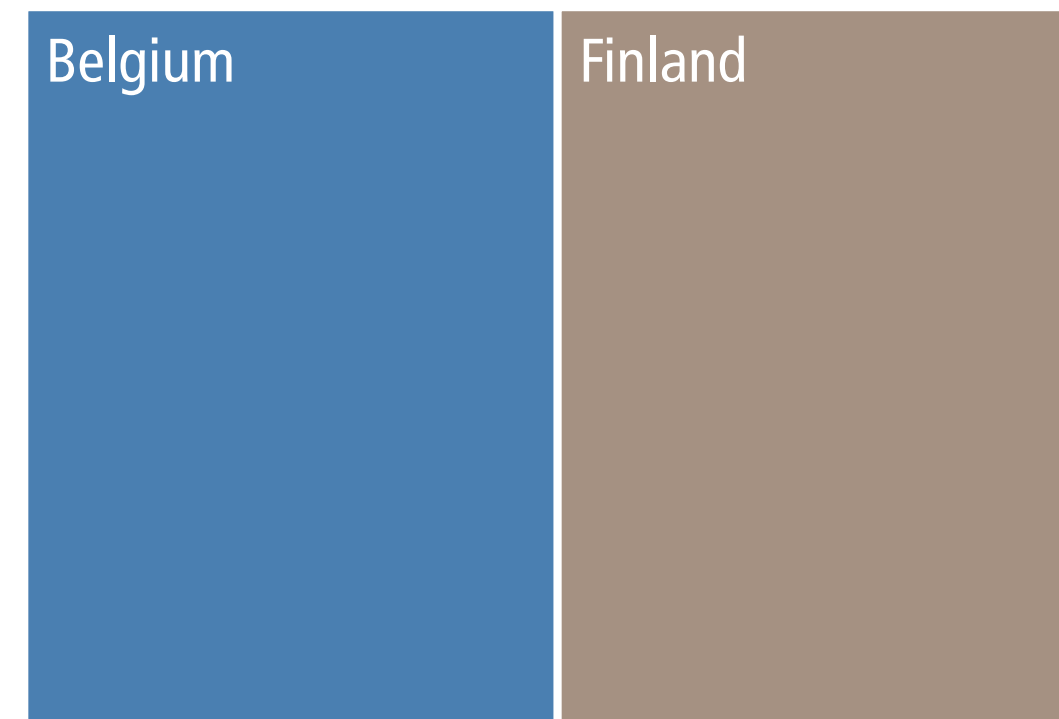
Q8

“Based on your view or experience, please rank the list of affluent seven EU member states according to their overall influence on EU policy over the past five years. (first rank being the most influential)”


EU Big Six Founding Six	Affluent Seven Southern Seven Visegrád Four
Austria	Italy
Belgium	Latvia
Bulgaria	Lithuania
Croatia	Luxembourg
Cyprus	Malta
Czech Rep.	Netherlands
Denmark	Poland
<b>Estonia</b>	Portugal
Finland	Romania
France	Slovakia
Germany	Slovenia
Greece	Spain
Hungary	Sweden
Ireland	UK

- Influence Overview
- Big Six Overall EU Policy
- Big Six Fiscal Policy
- Big Six Foreign and Security Policy
- Affluent Seven**
- Other Countries


## Second Rank



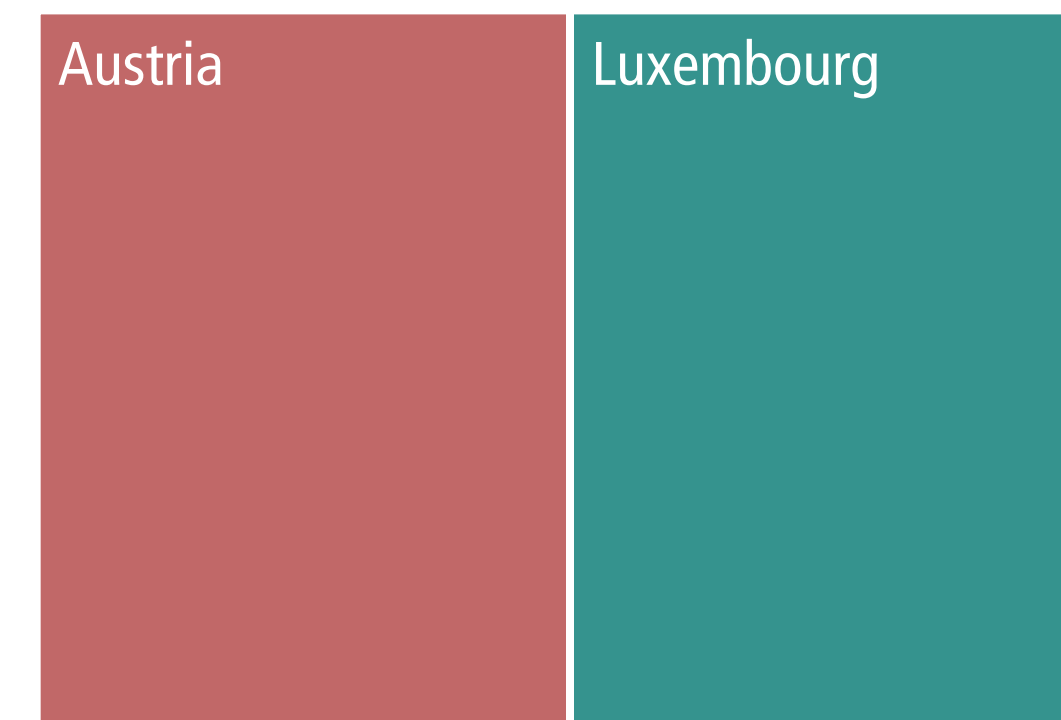
## Fifth Rank



## Third Rank



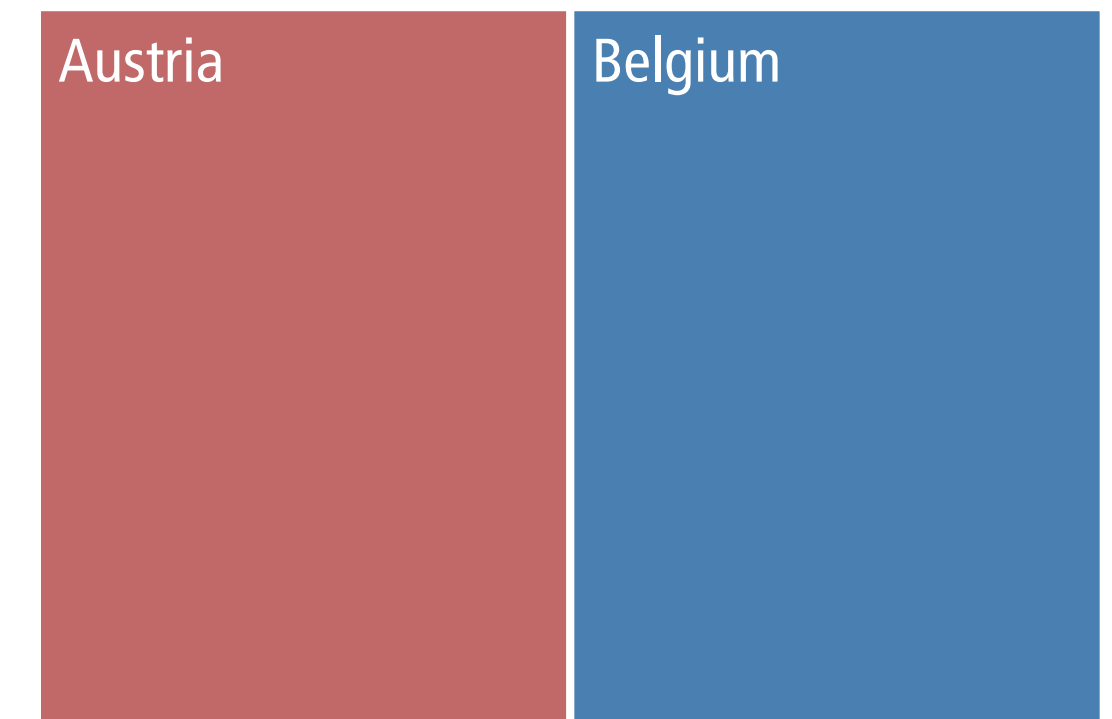
## Sixth Rank




## First Rank



## Fourth Rank



## Seventh Rank



Number of respondents: 2. Size of rectangles corresponds with respondents' respective rankings. Countries with equal values are sorted from A-Z.

# Affluent Seven Ranking by Finland


Q8

“Based on your view or experience, please rank the list of affluent seven EU member states according to their overall influence on EU policy over the past five years. (first rank being the most influential)”


EU Big Six Founding Six	Affluent Seven Southern Seven Visegrád Four
Austria	Italy
Belgium	Latvia
Bulgaria	Lithuania
Croatia	Luxembourg
Cyprus	Malta
Czech Rep.	Netherlands
Denmark	Poland
Estonia	Portugal
<b>Finland</b>	Romania
France	Slovakia
Germany	Slovenia
Greece	Spain
Hungary	Sweden
Ireland	UK

- Influence Overview
- Big Six Overall EU Policy
- Big Six Fiscal Policy
- Big Six Foreign and Security Policy
- Affluent Seven**
- Other Countries

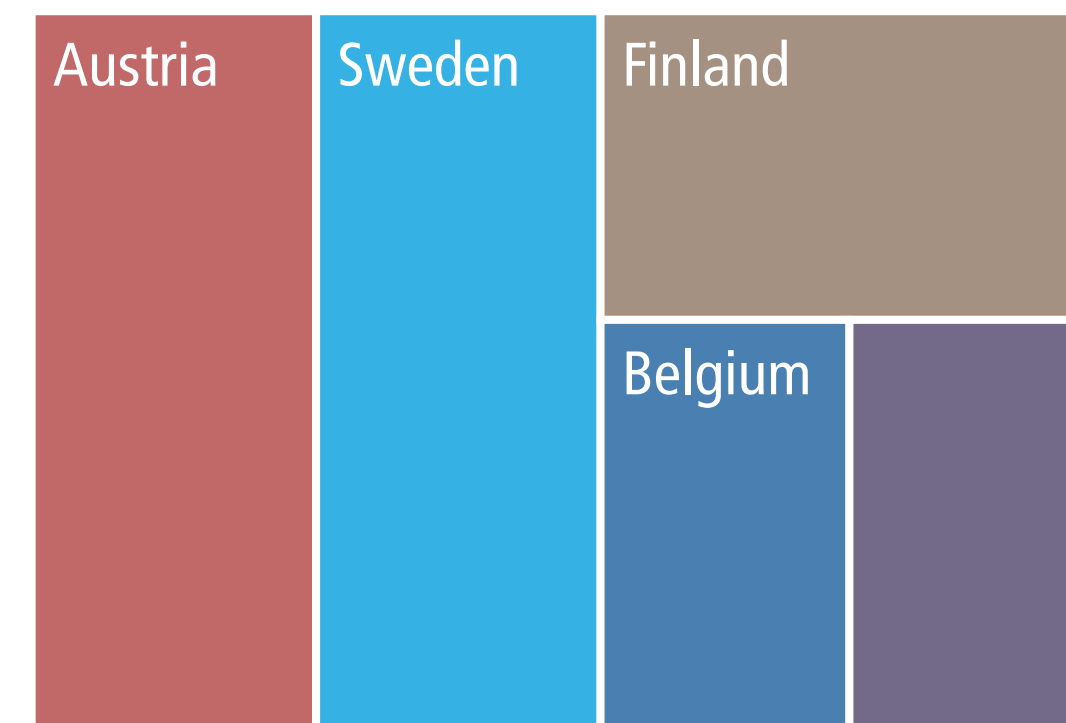
Second Rank




Fifth Rank



Third Rank



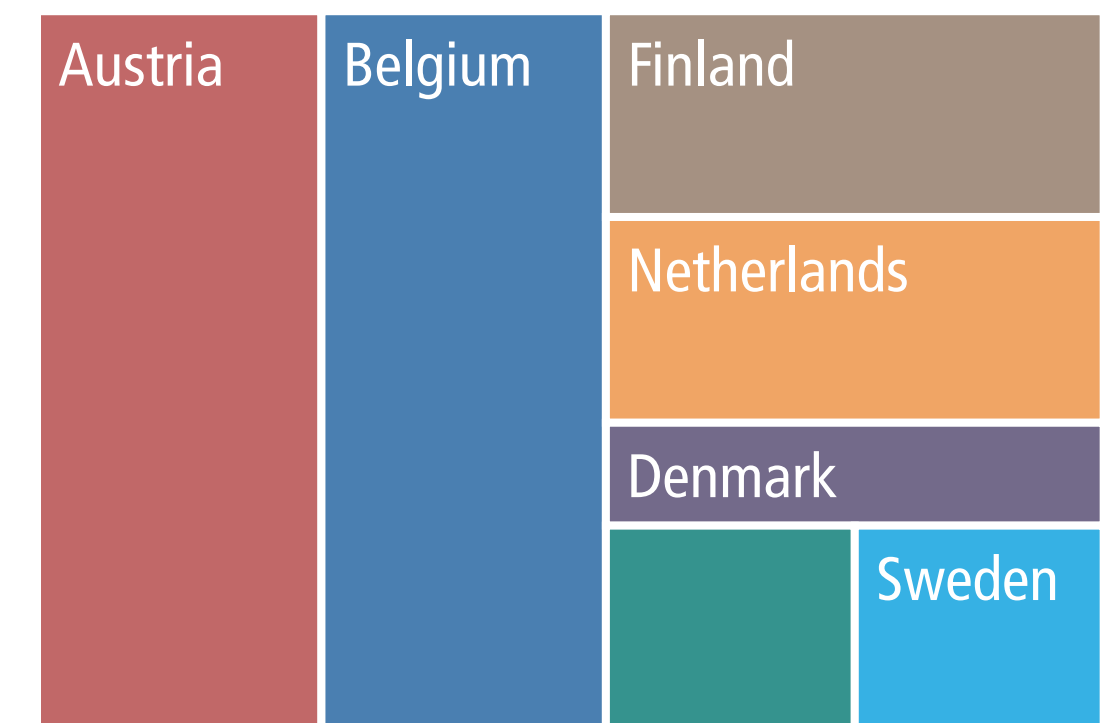
Sixth Rank




First Rank



Fourth Rank



Seventh Rank



Number of respondents: 15. Size of rectangles corresponds with respondents' respective rankings. Countries with equal values are sorted from A-Z.

# Affluent Seven Ranking by France

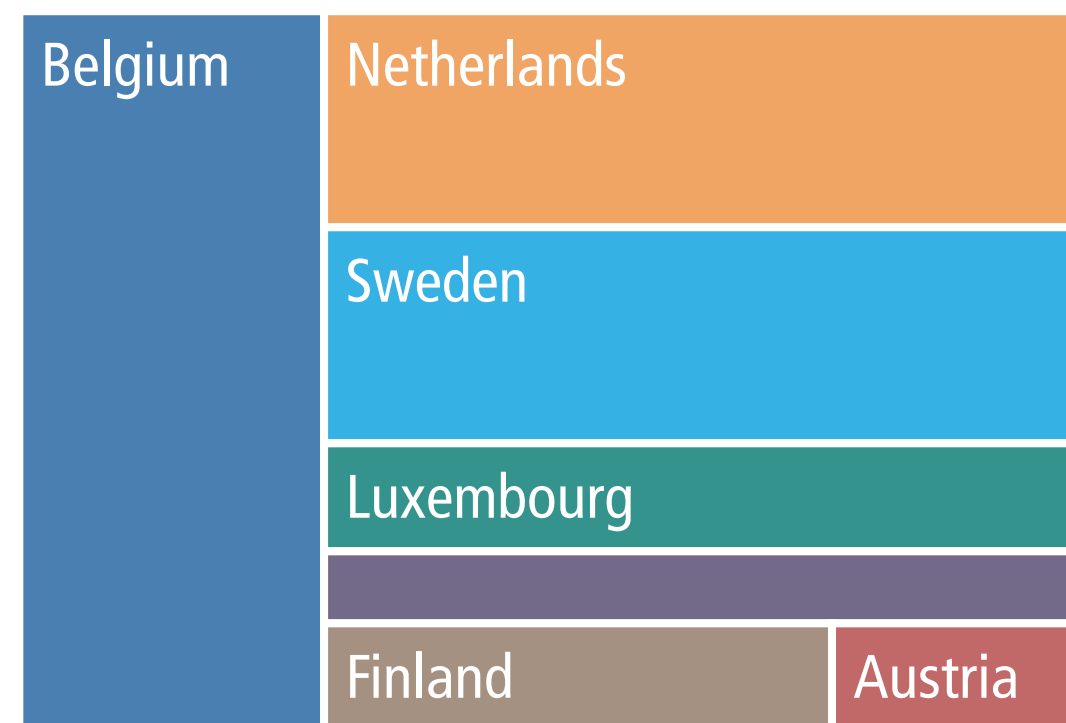
Q8

“Based on your view or experience, please rank the list of affluent seven EU member states according to their overall influence on EU policy over the past five years. (first rank being the most influential)”

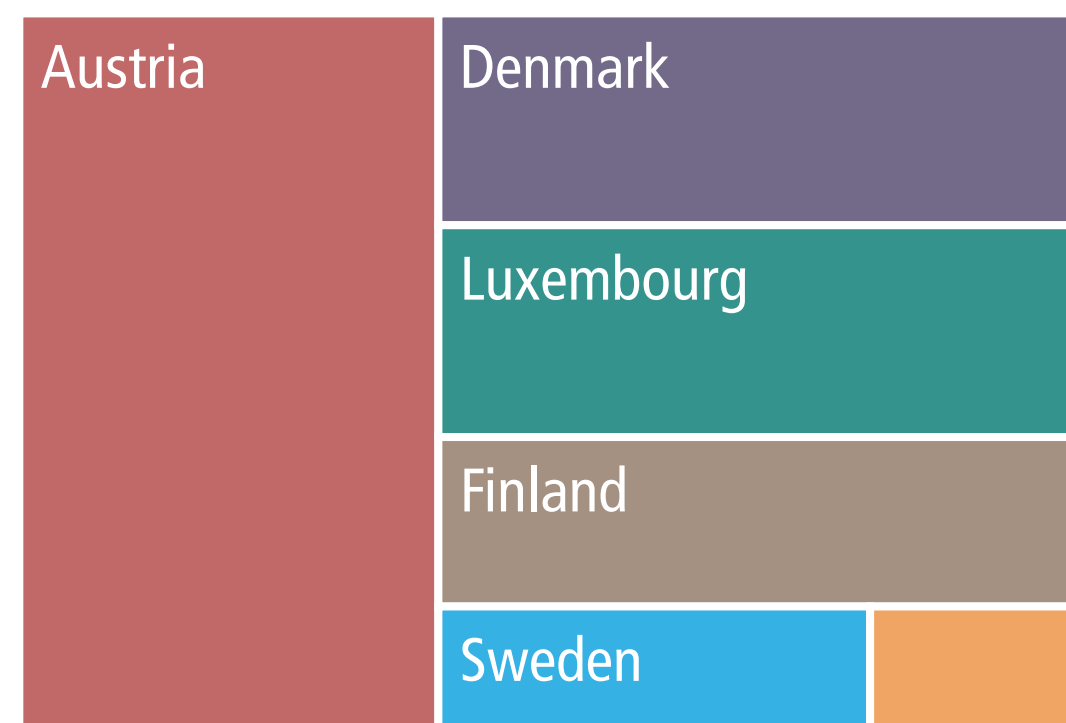
EU Big Six Founding Six	Affluent Seven Southern Seven Visegrád Four
Austria	Italy
Belgium	Latvia
Bulgaria	Lithuania
Croatia	Luxembourg
Cyprus	Malta
Czech Rep.	Netherlands
Denmark	Poland
Estonia	Portugal
Finland	Romania
<b>France</b>	Slovakia
Germany	Slovenia
Greece	Spain
Hungary	Sweden
Ireland	UK

- Influence Overview
- Big Six Overall EU Policy
- Big Six Fiscal Policy
- Big Six Foreign and Security Policy
- Affluent Seven**
- Other Countries

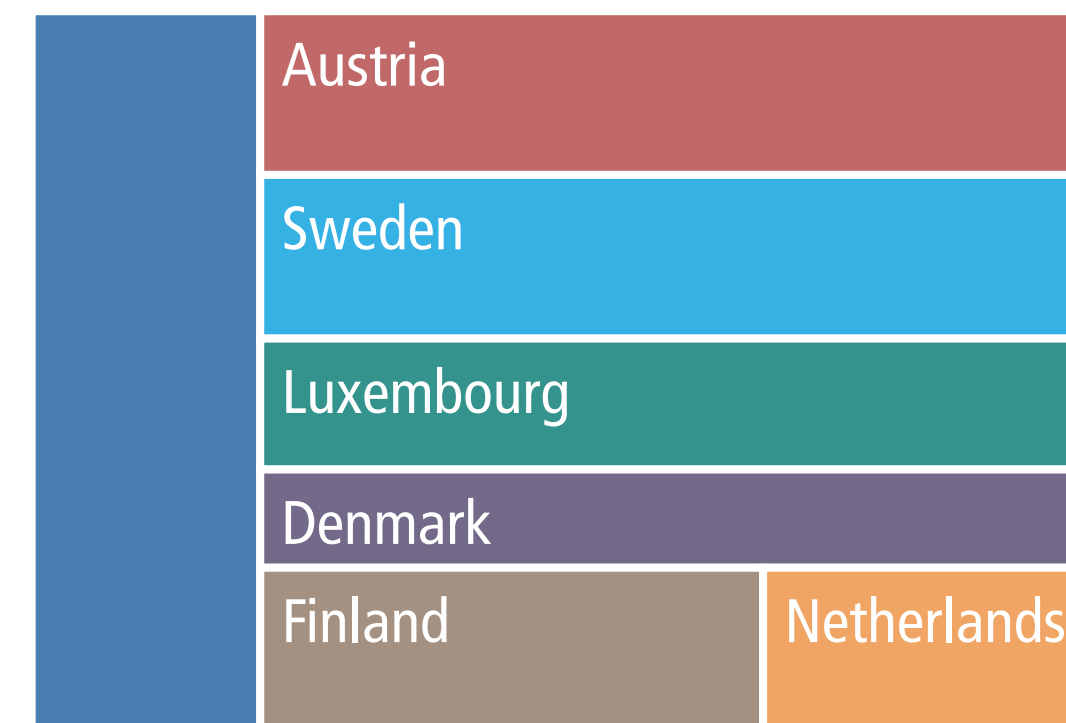
Second Rank




Fifth Rank



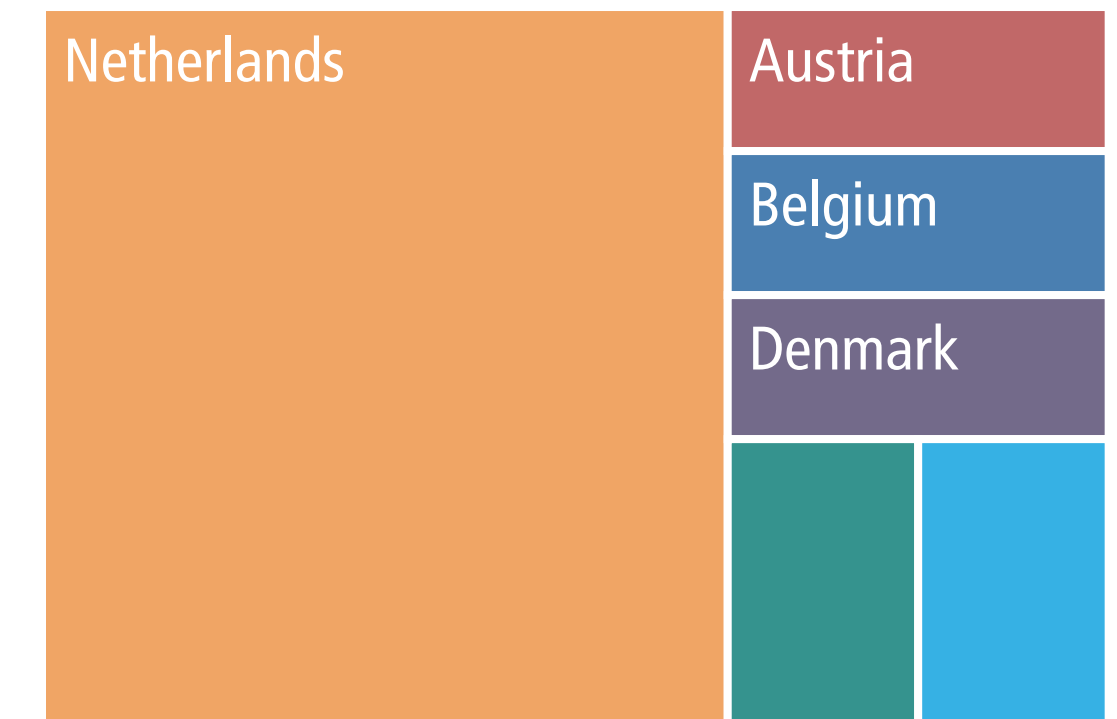
Third Rank



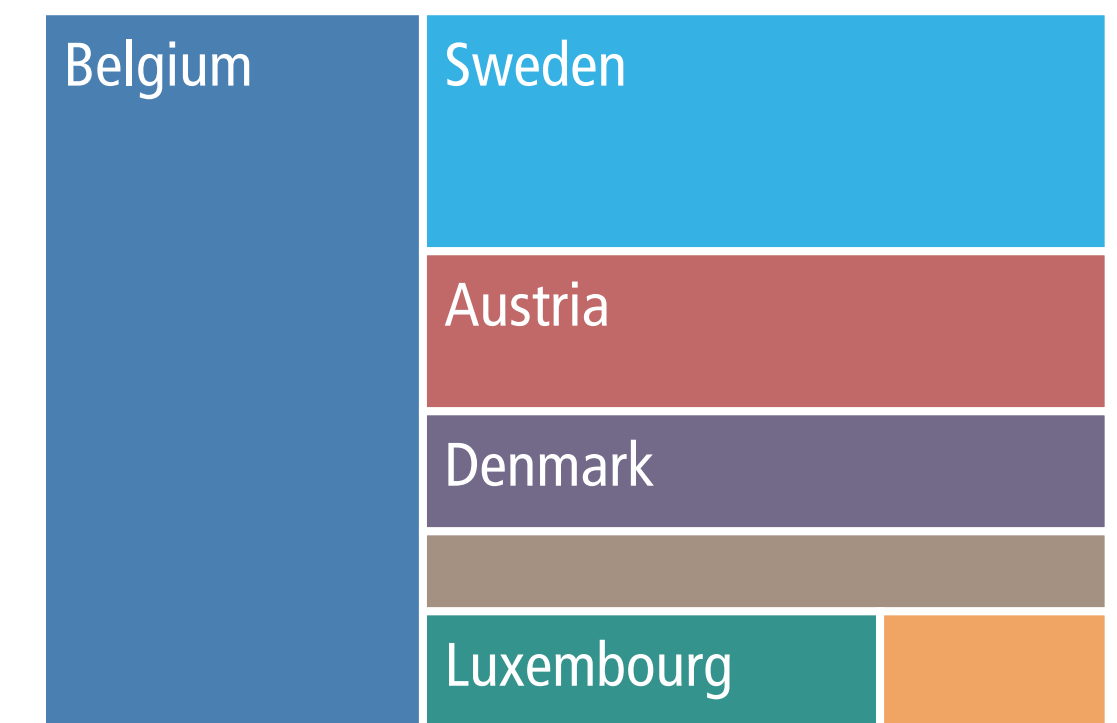
Sixth Rank




First Rank



Fourth Rank



Seventh Rank



Number of respondents: 28. Size of rectangles corresponds with respondents' respective rankings. Countries with equal values are sorted from A-Z.

# Affluent Seven Ranking by Germany


Q8

“Based on your view or experience, please rank the list of affluent seven EU member states according to their overall influence on EU policy over the past five years. (first rank being the most influential)”


EU Big Six Founding Six	Affluent Seven Southern Seven Visegrád Four
Austria	Italy
Belgium	Latvia
Bulgaria	Lithuania
Croatia	Luxembourg
Cyprus	Malta
Czech Rep.	Netherlands
Denmark	Poland
Estonia	Portugal
Finland	Romania
France	Slovakia
<b>Germany</b>	Slovenia
Greece	Spain
Hungary	Sweden
Ireland	UK

- Influence Overview
- Big Six Overall EU Policy
- Big Six Fiscal Policy
- Big Six Foreign and Security Policy
- Affluent Seven**
- Other Countries


Second Rank



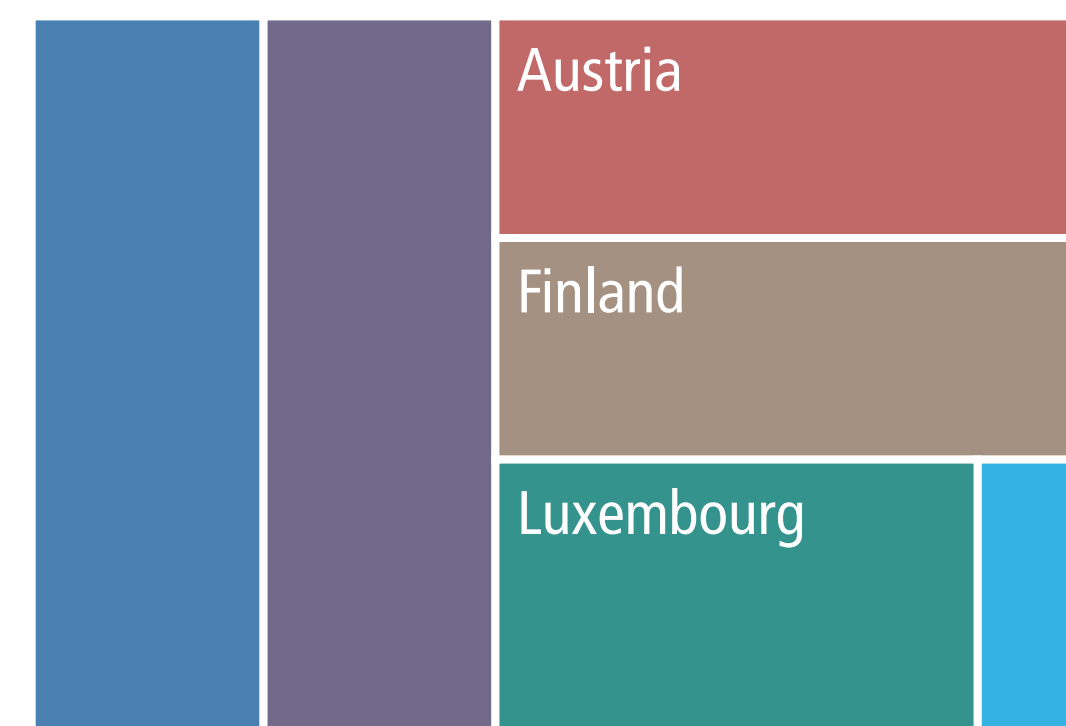
Fifth Rank



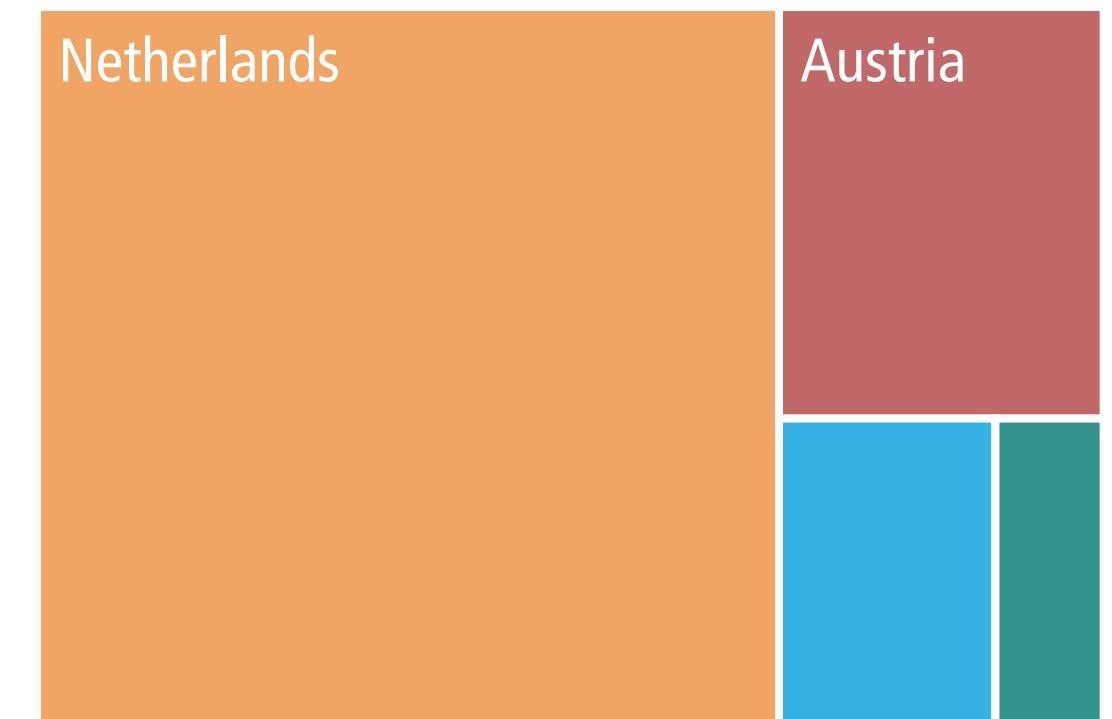
Third Rank



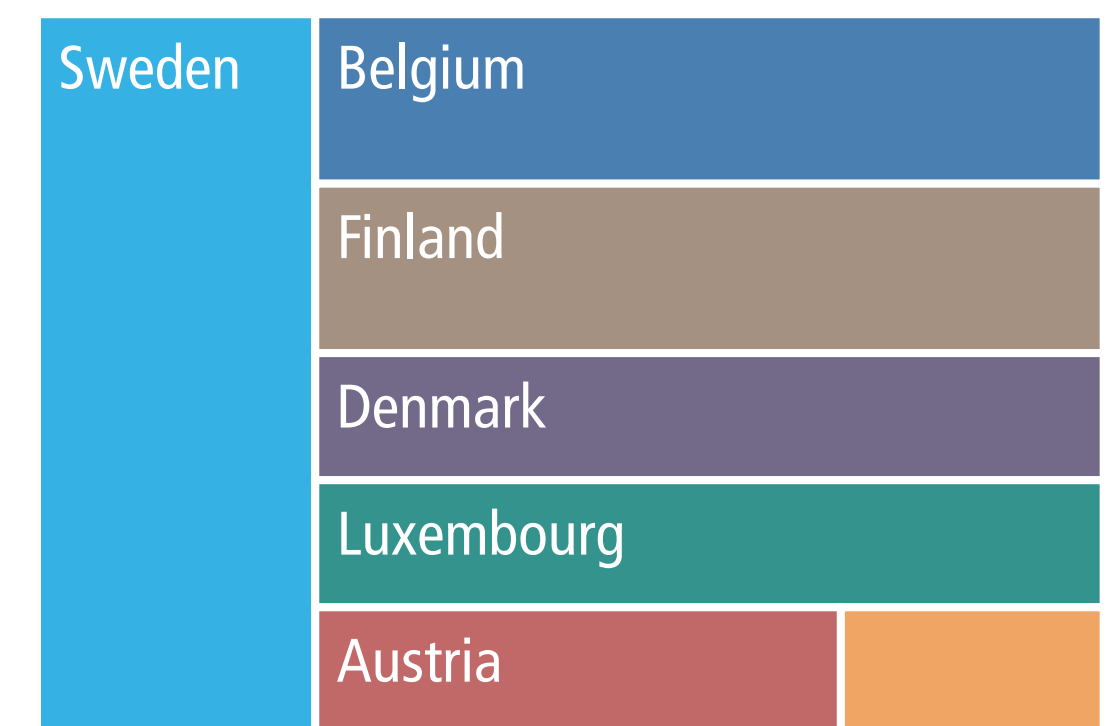
Sixth Rank




First Rank



Fourth Rank



Seventh Rank



Number of respondents: 23. Size of rectangles corresponds with respondents' respective rankings. Countries with equal values are sorted from A-Z.

# Affluent Seven Ranking by Greece

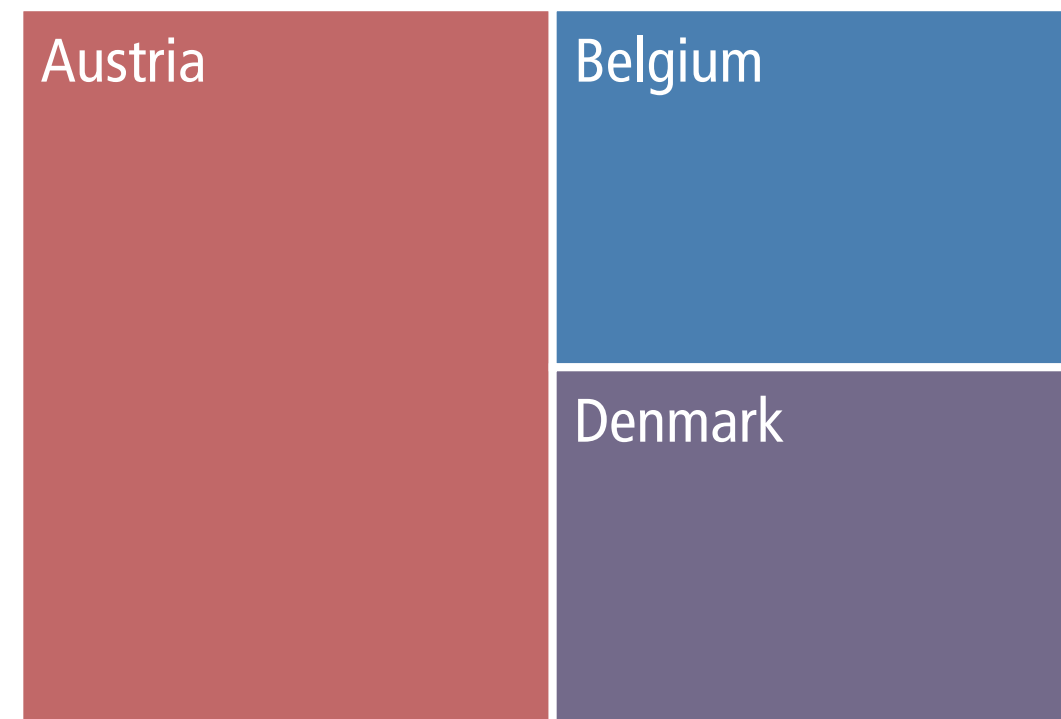
Q8

“Based on your view or experience, please rank the list of affluent seven EU member states according to their overall influence on EU policy over the past five years. (first rank being the most influential)”


EU Big Six Founding Six	Affluent Seven Southern Seven Visegrád Four
Austria	Italy
Belgium	Latvia
Bulgaria	Lithuania
Croatia	Luxembourg
Cyprus	Malta
Czech Rep.	Netherlands
Denmark	Poland
Estonia	Portugal
Finland	Romania
France	Slovakia
Germany	Slovenia
<b>Greece</b>	Spain
Hungary	Sweden
Ireland	UK

- Influence Overview
- Big Six Overall EU Policy
- Big Six Fiscal Policy
- Big Six Foreign and Security Policy
- Affluent Seven**
- Other Countries

Second Rank




Fifth Rank



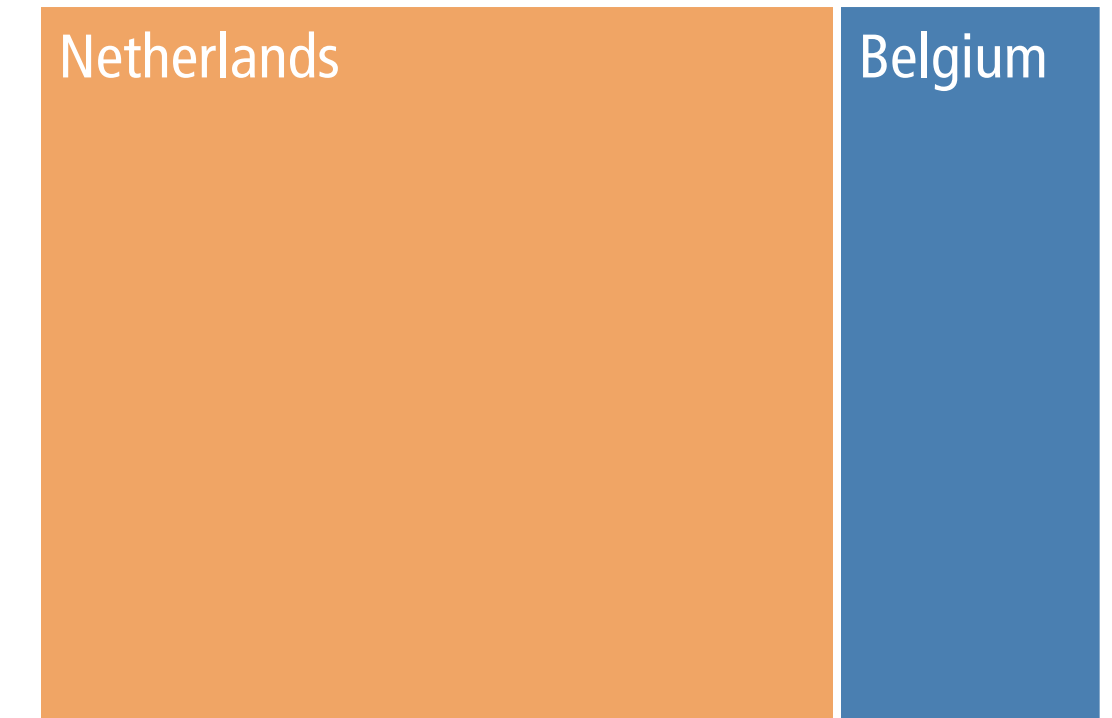
Third Rank



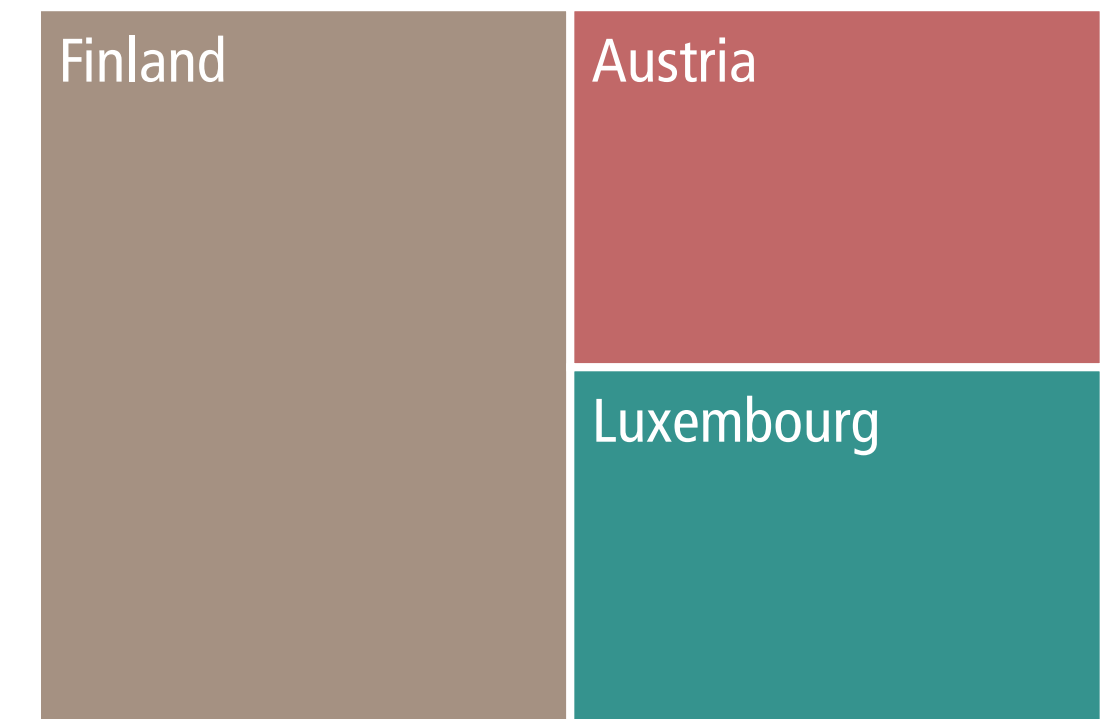
Sixth Rank




First Rank



Fourth Rank



Seventh Rank



Number of respondents: 4. Size of rectangles corresponds with respondents' respective rankings. Countries with equal values are sorted from A-Z.



Greece



Design

Findings

Chapters

Preferences

**Influence**

Partners

Policies

ecfr.eu/eucoalitionexplorer

# Affluent Seven Ranking by Hungary


Q8

“Based on your view or experience, please rank the list of affluent seven EU member states according to their overall influence on EU policy over the past five years. (first rank being the most influential)”


EU Big Six Founding Six	Affluent Seven Southern Seven Visegrád Four
Austria	Italy
Belgium	Latvia
Bulgaria	Lithuania
Croatia	Luxembourg
Cyprus	Malta
Czech Rep.	Netherlands
Denmark	Poland
Estonia	Portugal
Finland	Romania
France	Slovakia
Germany	Slovenia
Greece	Spain
<b>Hungary</b>	Sweden
Ireland	UK

- Influence Overview
- Big Six Overall EU Policy
- Big Six Fiscal Policy
- Big Six Foreign and Security Policy
- Affluent Seven**
- Other Countries


Second Rank




Fifth Rank




First Rank




Third Rank




Fourth Rank



Sixth Rank



Seventh Rank



Number of respondents: 24. Size of rectangles corresponds with respondents' respective rankings. Countries with equal values are sorted from A-Z.



# Affluent Seven Ranking by Ireland


Q8

“Based on your view or experience, please rank the list of affluent seven EU member states according to their overall influence on EU policy over the past five years. (first rank being the most influential)”


EU Big Six Founding Six	Affluent Seven Southern Seven Visegrád Four
Austria	Italy
Belgium	Latvia
Bulgaria	Lithuania
Croatia	Luxembourg
Cyprus	Malta
Czech Rep.	Netherlands
Denmark	Poland
Estonia	Portugal
Finland	Romania
France	Slovakia
Germany	Slovenia
Greece	Spain
Hungary	Sweden
<b>Ireland</b>	UK

- Influence Overview
- Big Six Overall EU Policy
- Big Six Fiscal Policy
- Big Six Foreign and Security Policy
- Affluent Seven**
- Other Countries


Second Rank




Fifth Rank



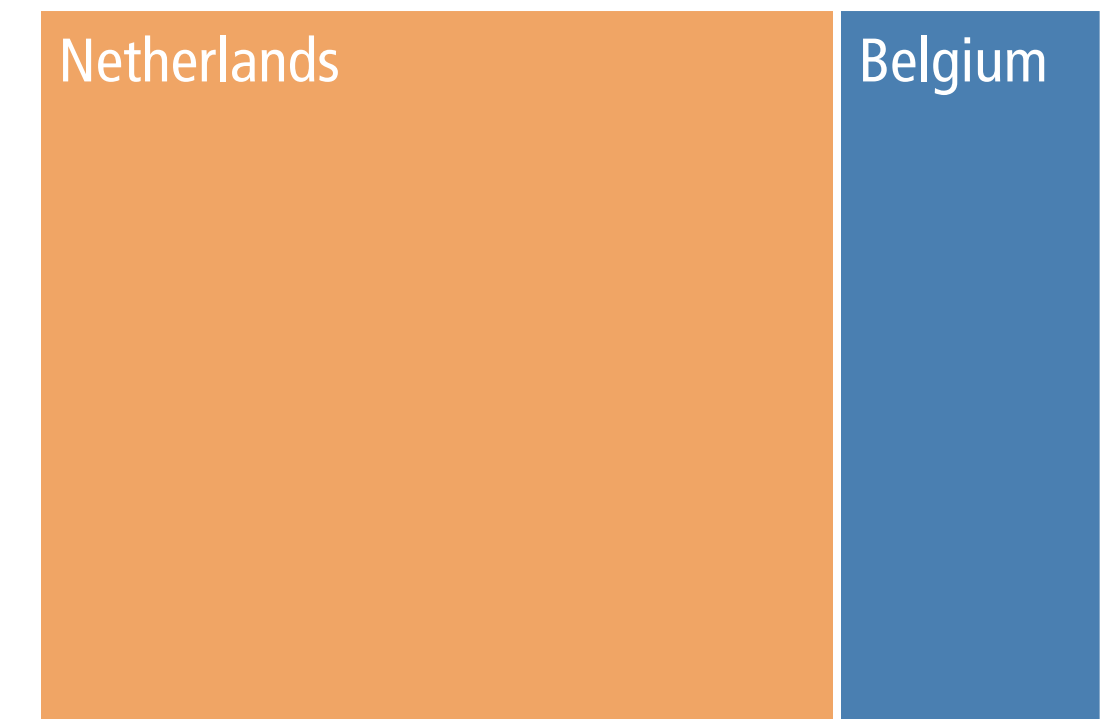
Third Rank



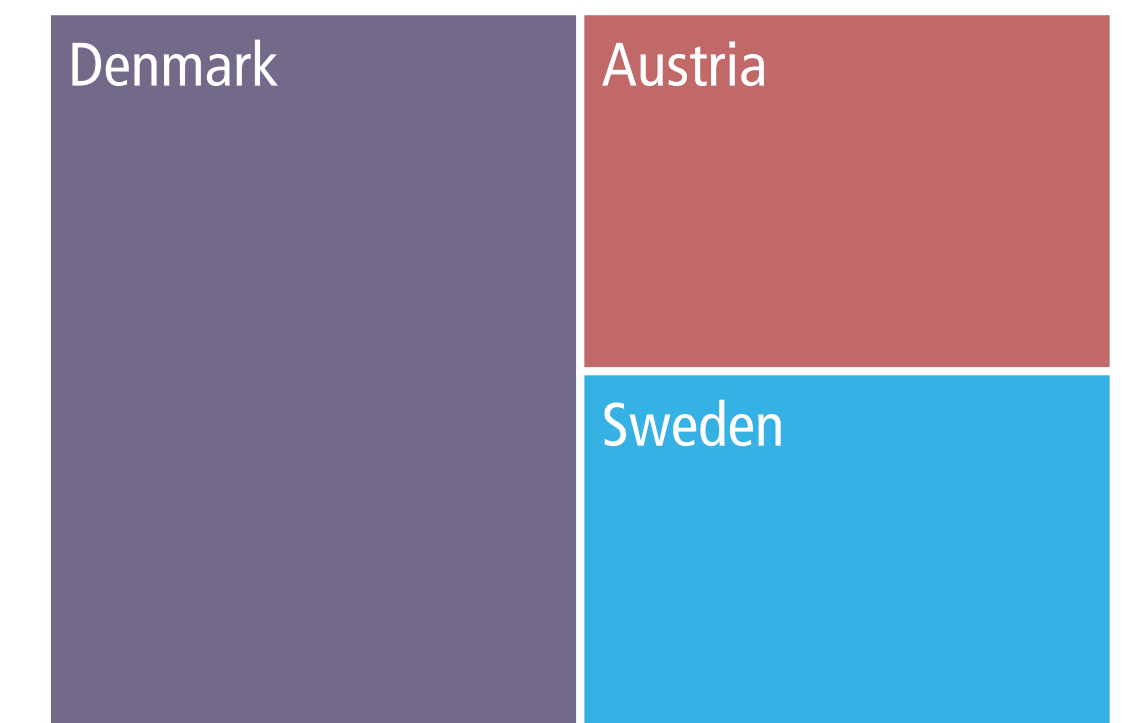
Sixth Rank




First Rank



Fourth Rank



Seventh Rank



Number of respondents: 4. Size of rectangles corresponds with respondents' respective rankings. Countries with equal values are sorted from A-Z.

# Affluent Seven Ranking by Italy


Q8

“Based on your view or experience, please rank the list of affluent seven EU member states according to their overall influence on EU policy over the past five years. (first rank being the most influential)”

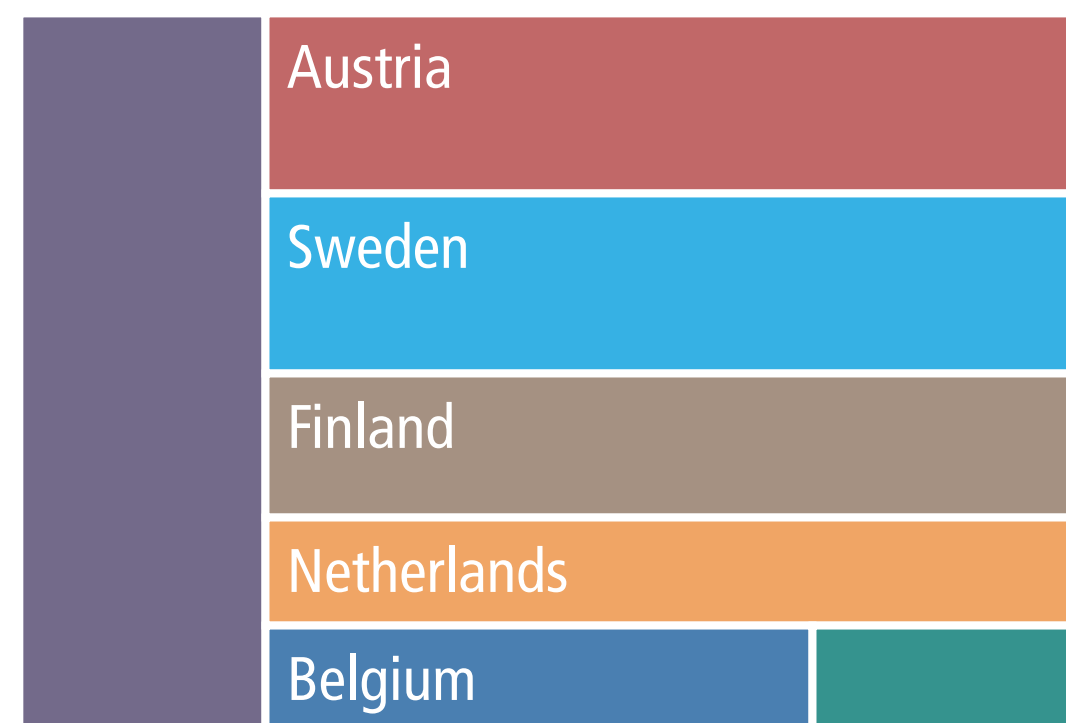
EU Big Six Founding Six	Affluent Seven Southern Seven Visegrád Four
Austria	<b>Italy</b>
Belgium	Latvia
Bulgaria	Lithuania
Croatia	Luxembourg
Cyprus	Malta
Czech Rep.	Netherlands
Denmark	Poland
Estonia	Portugal
Finland	Romania
France	Slovakia
Germany	Slovenia
Greece	Spain
Hungary	Sweden
Ireland	UK

- Influence Overview
- Big Six Overall EU Policy
- Big Six Fiscal Policy
- Big Six Foreign and Security Policy
- Affluent Seven**
- Other Countries

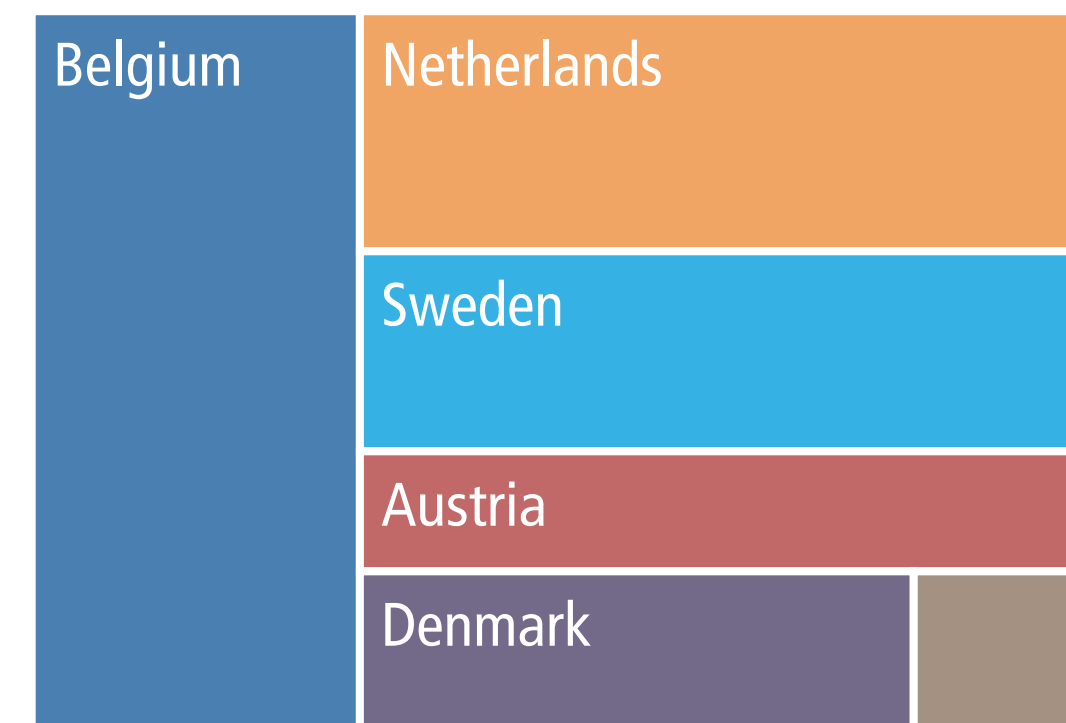
Second Rank



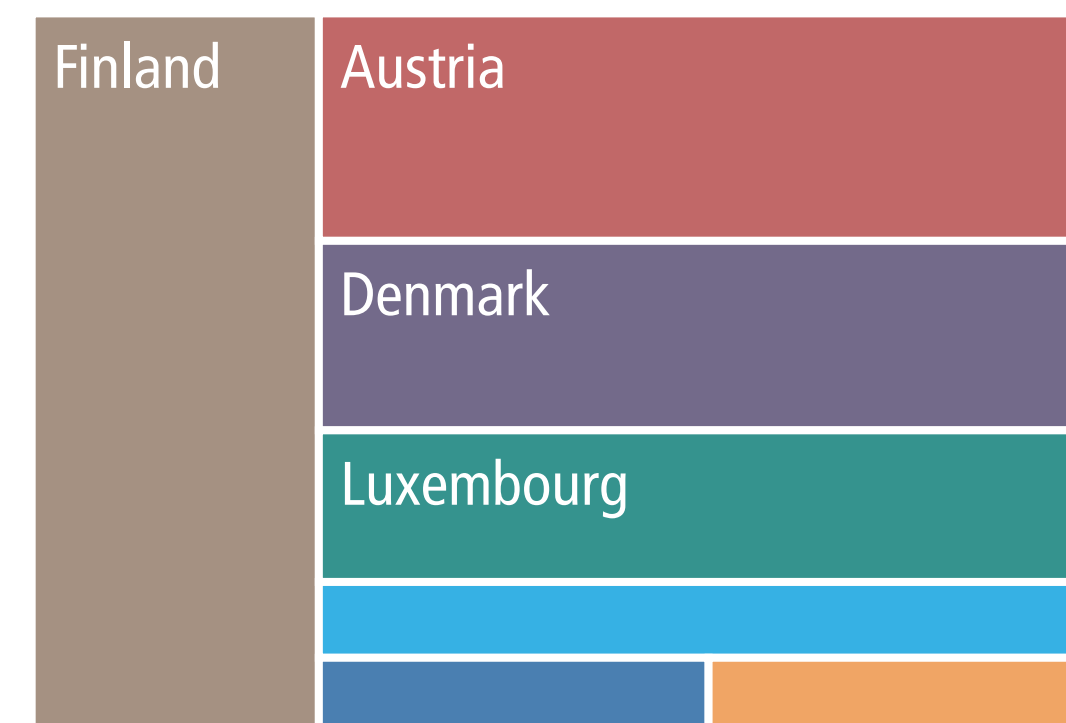
Fifth Rank



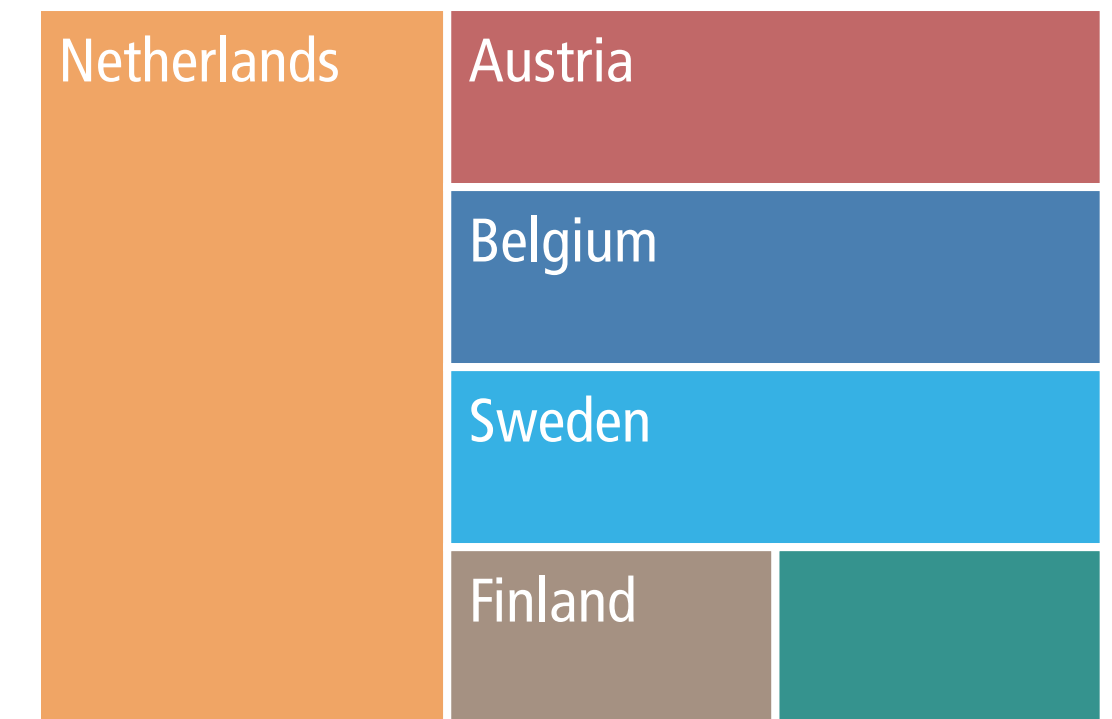
Third Rank



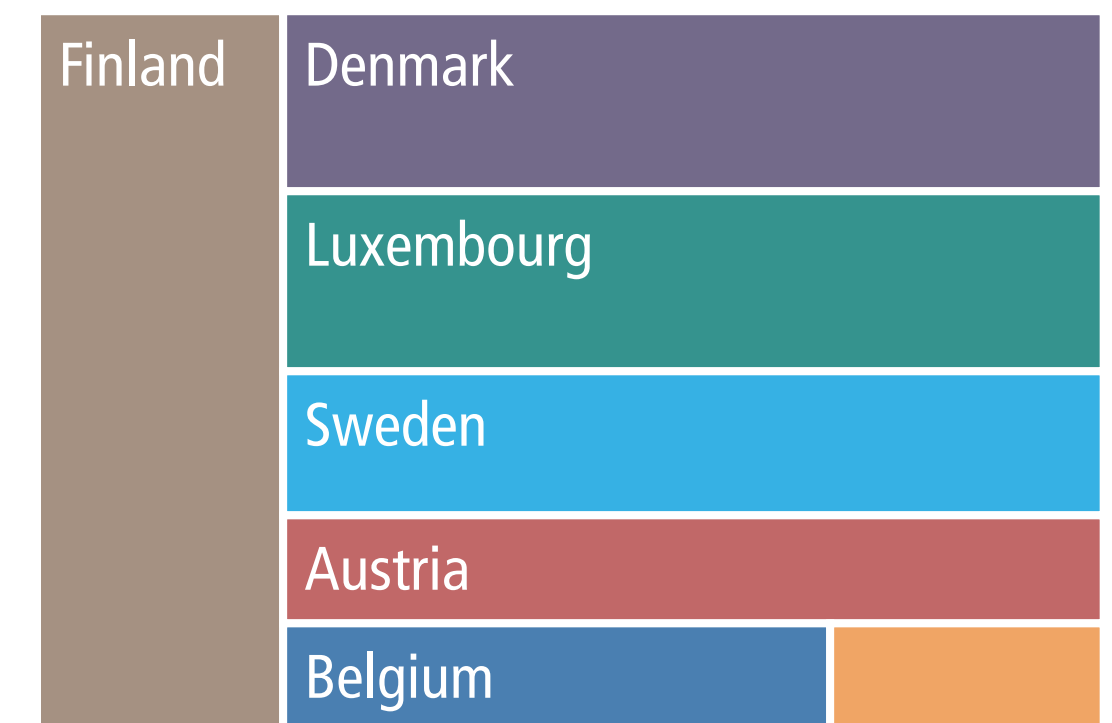
Sixth Rank




First Rank



Fourth Rank



Seventh Rank



Number of respondents: 26. Size of rectangles corresponds with respondents' respective rankings. Countries with equal values are sorted from A-Z.

# Affluent Seven Ranking by Latvia

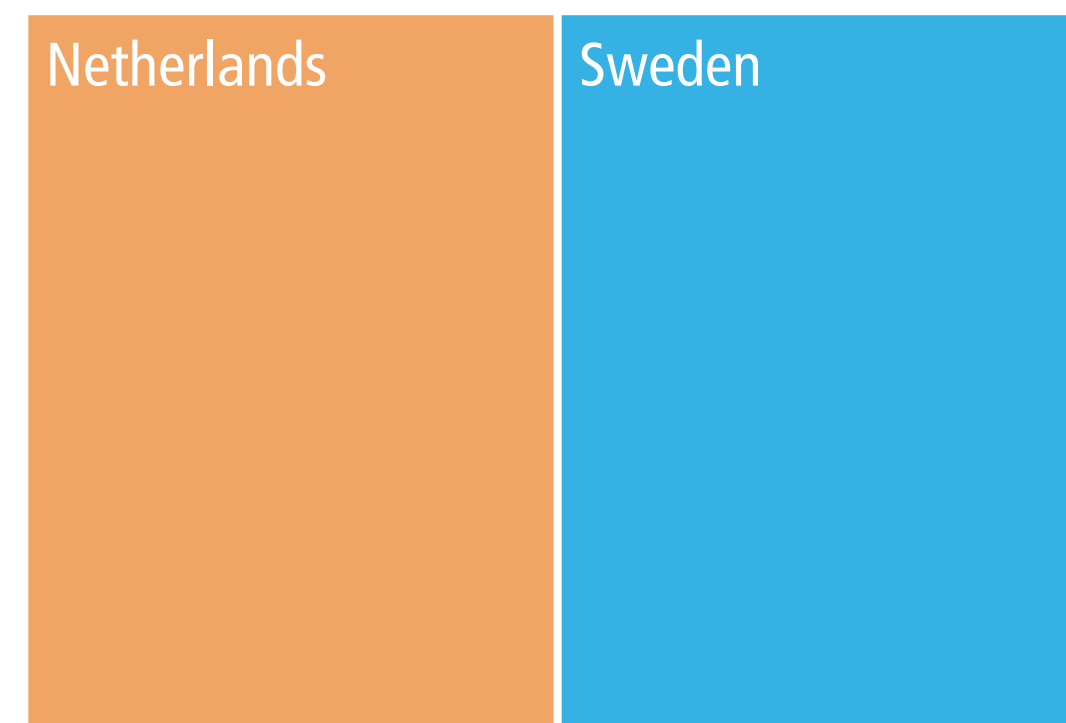
Q8

“Based on your view or experience, please rank the list of affluent seven EU member states according to their overall influence on EU policy over the past five years. (first rank being the most influential)”


EU Big Six Founding Six	Affluent Seven Southern Seven Visegrád Four
Austria	Italy
Belgium	<b>Latvia</b>
Bulgaria	Lithuania
Croatia	Luxembourg
Cyprus	Malta
Czech Rep.	Netherlands
Denmark	Poland
Estonia	Portugal
Finland	Romania
France	Slovakia
Germany	Slovenia
Greece	Spain
Hungary	Sweden
Ireland	UK

- Influence Overview
- Big Six Overall EU Policy
- Big Six Fiscal Policy
- Big Six Foreign and Security Policy
- Affluent Seven**
- Other Countries


## Second Rank



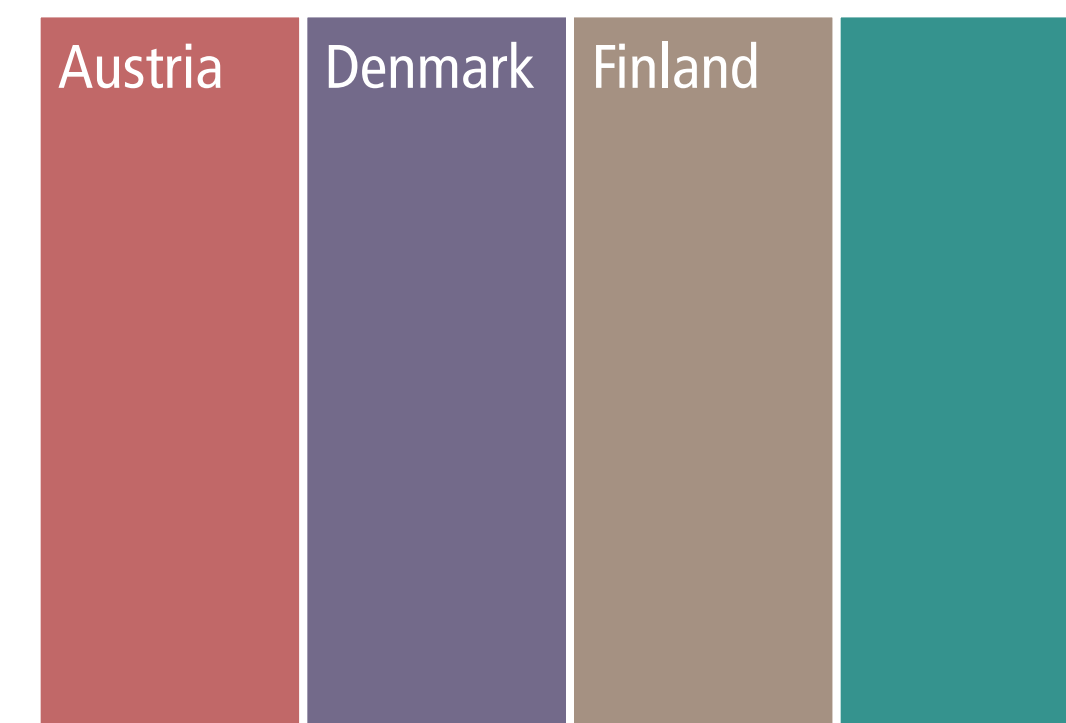
## Fifth Rank



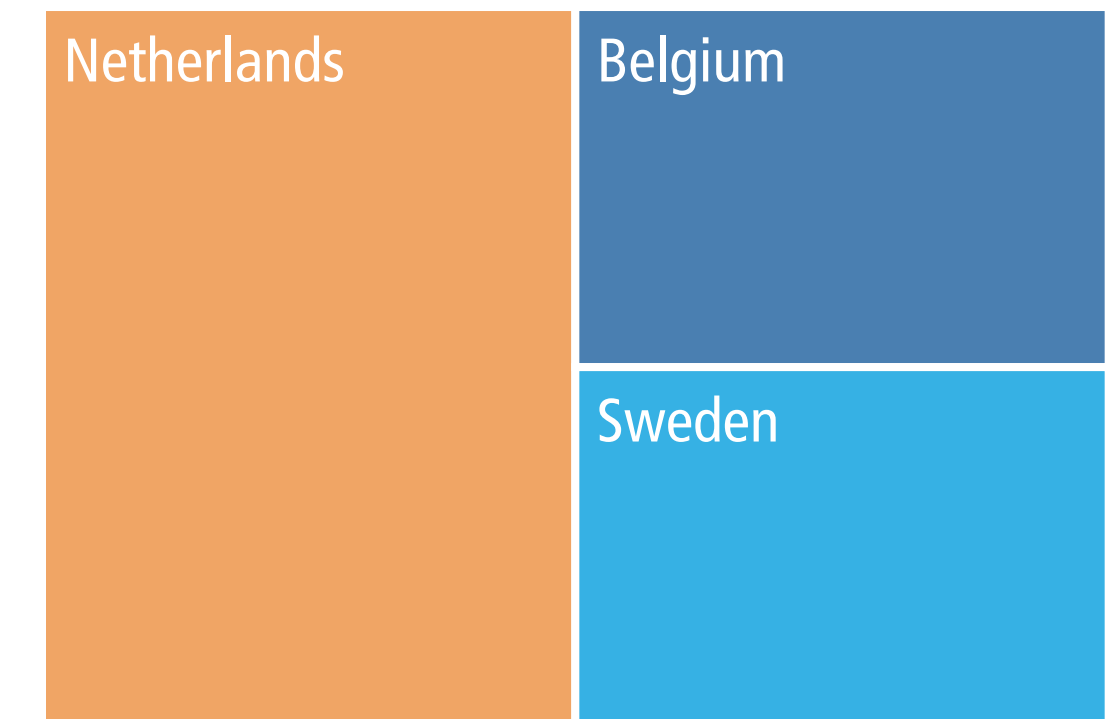
## Third Rank



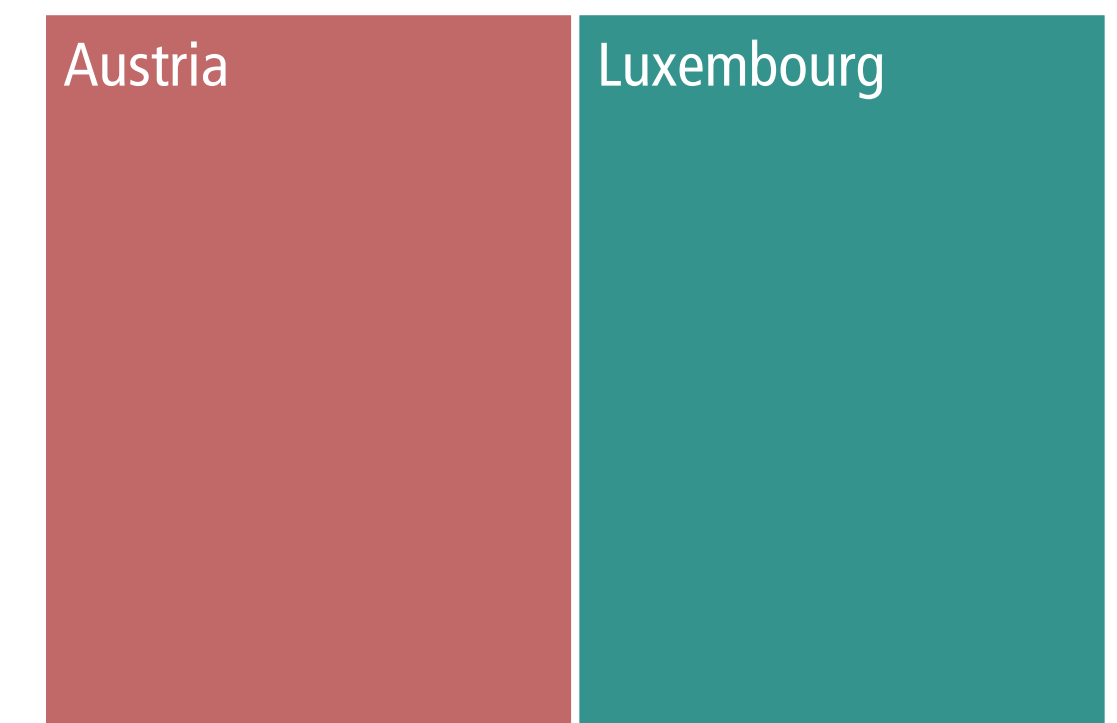
## Sixth Rank



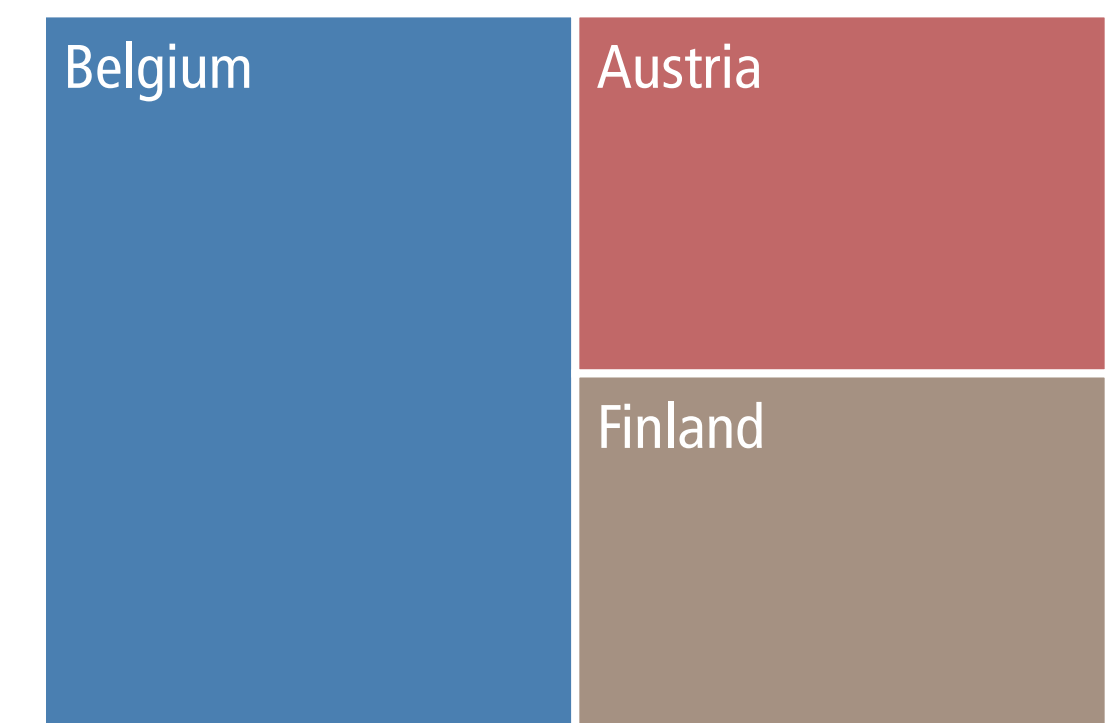
## First Rank



## Fourth Rank



## Seventh Rank



Number of respondents: 4. Size of rectangles corresponds with respondents' respective rankings. Countries with equal values are sorted from A-Z.

# Affluent Seven Ranking by Lithuania

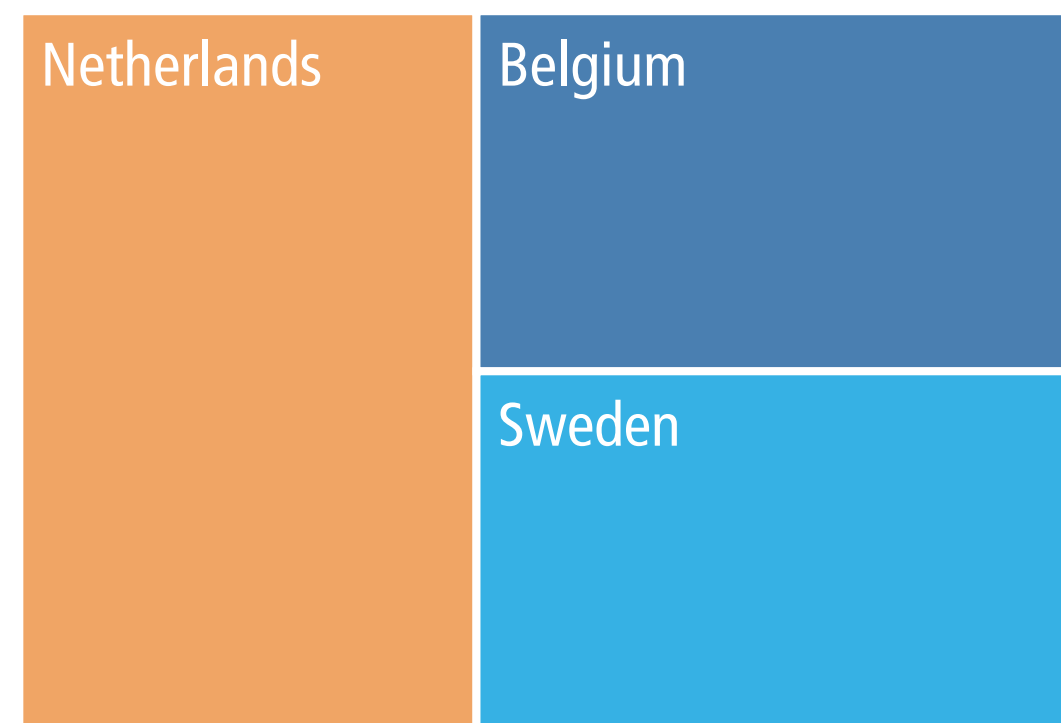
Q8

“Based on your view or experience, please rank the list of affluent seven EU member states according to their overall influence on EU policy over the past five years. (first rank being the most influential)”

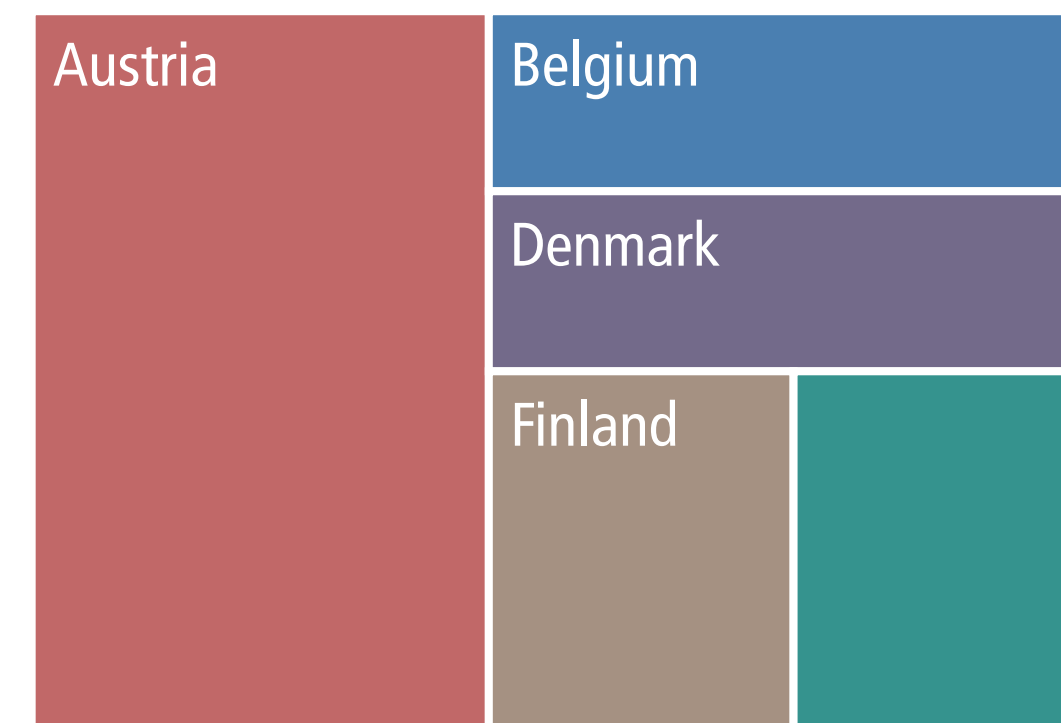
EU Big Six Founding Six	Affluent Seven Southern Seven Visegrád Four
Austria	Italy
Belgium	Latvia
Bulgaria	<b>Lithuania</b>
Croatia	Luxembourg
Cyprus	Malta
Czech Rep.	Netherlands
Denmark	Poland
Estonia	Portugal
Finland	Romania
France	Slovakia
Germany	Slovenia
Greece	Spain
Hungary	Sweden
Ireland	UK

- Influence Overview
- Big Six Overall EU Policy
- Big Six Fiscal Policy
- Big Six Foreign and Security Policy
- Affluent Seven**
- Other Countries

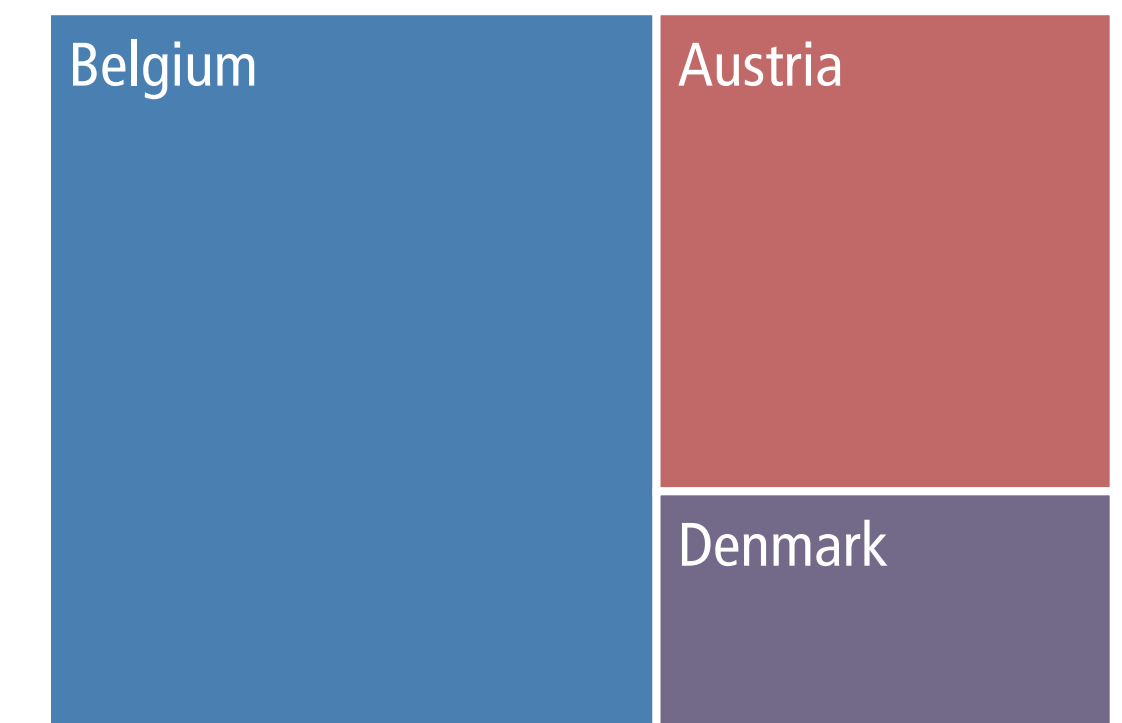
Second Rank




Third Rank




Fourth Rank




Fifth Rank



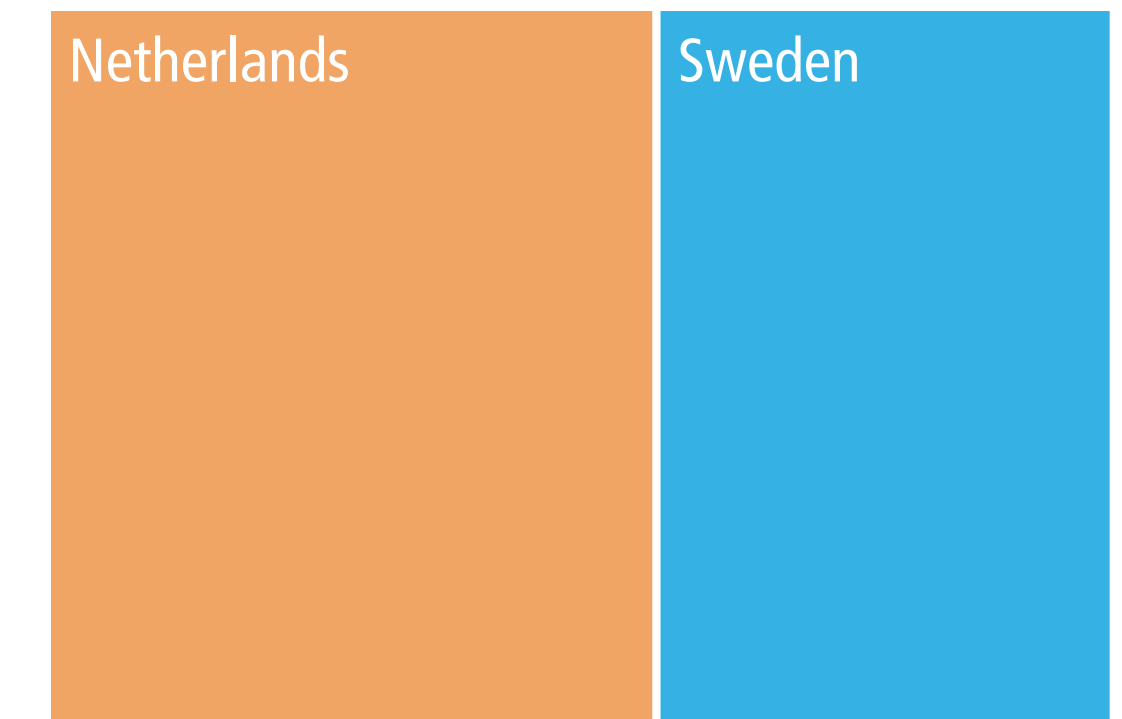
Sixth Rank



Seventh Rank



First Rank



Number of respondents: 7. Size of rectangles corresponds with respondents' respective rankings. Countries with equal values are sorted from A-Z.

# Affluent Seven Ranking by Luxembourg


Q8

“Based on your view or experience, please rank the list of affluent seven EU member states according to their overall influence on EU policy over the past five years. (first rank being the most influential)”


EU Big Six Founding Six	Affluent Seven Southern Seven Visegrád Four
Austria	Italy
Belgium	Latvia
Bulgaria	Lithuania
Croatia	<b>Luxembourg</b>
Cyprus	Malta
Czech Rep.	Netherlands
Denmark	Poland
Estonia	Portugal
Finland	Romania
France	Slovakia
Germany	Slovenia
Greece	Spain
Hungary	Sweden
Ireland	UK

- Influence Overview
- Big Six Overall EU Policy
- Big Six Fiscal Policy
- Big Six Foreign and Security Policy
- Affluent Seven**
- Other Countries

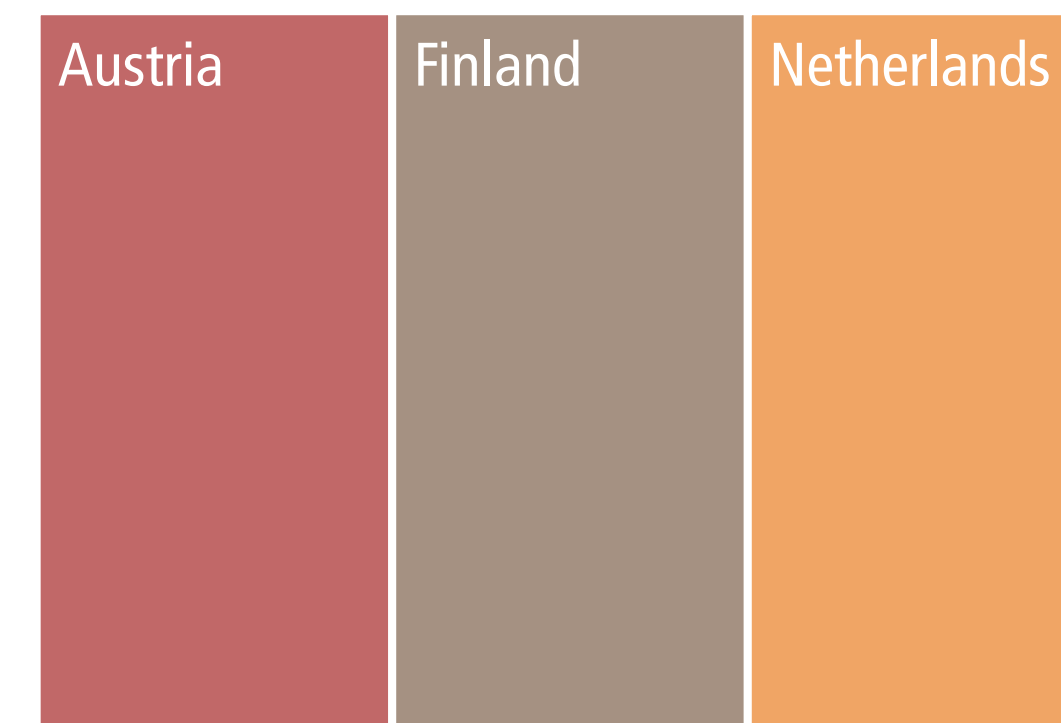
## Second Rank




## Fifth Rank



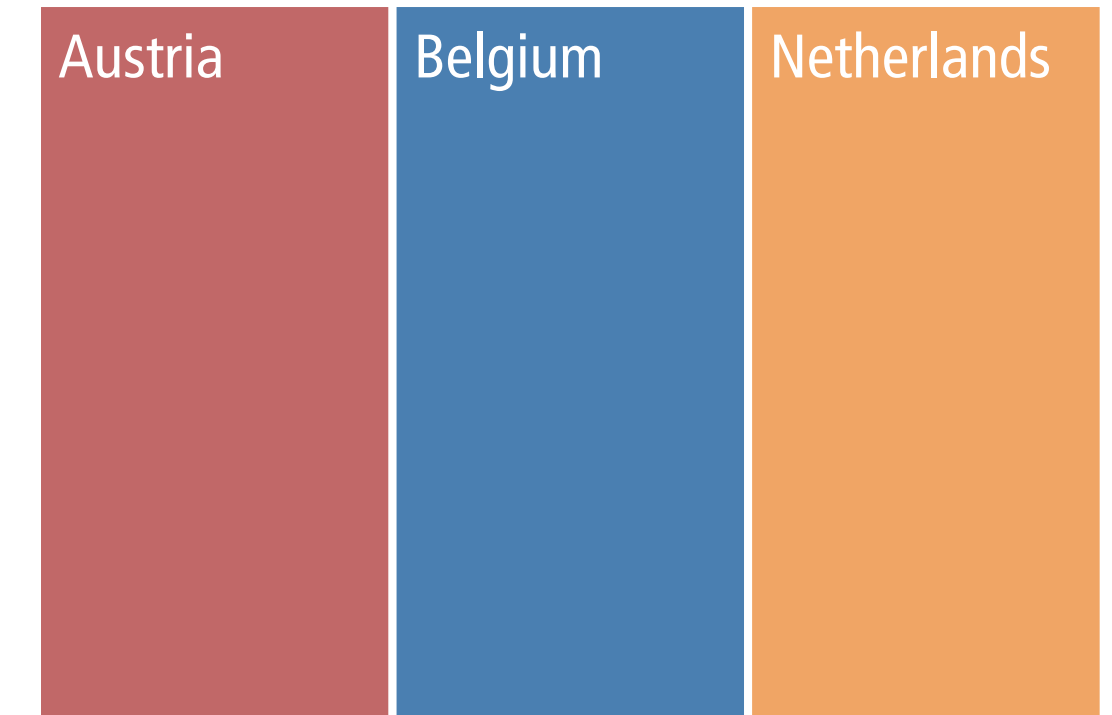
## Third Rank




## Sixth Rank




## First Rank



## Fourth Rank



## Seventh Rank



Number of respondents: 3. Size of rectangles corresponds with respondents' respective rankings. Countries with equal values are sorted from A-Z.

# Affluent Seven Ranking by Malta


Q8

“Based on your view or experience, please rank the list of affluent seven EU member states according to their overall influence on EU policy over the past five years. (first rank being the most influential)”


EU Big Six Founding Six	Affluent Seven Southern Seven Visegrád Four
Austria	Italy
Belgium	Latvia
Bulgaria	Lithuania
Croatia	Luxembourg
Cyprus	<b>Malta</b>
Czech Rep.	Netherlands
Denmark	Poland
Estonia	Portugal
Finland	Romania
France	Slovakia
Germany	Slovenia
Greece	Spain
Hungary	Sweden
Ireland	UK

- Influence Overview
- Big Six Overall EU Policy
- Big Six Fiscal Policy
- Big Six Foreign and Security Policy
- Affluent Seven**
- Other Countries

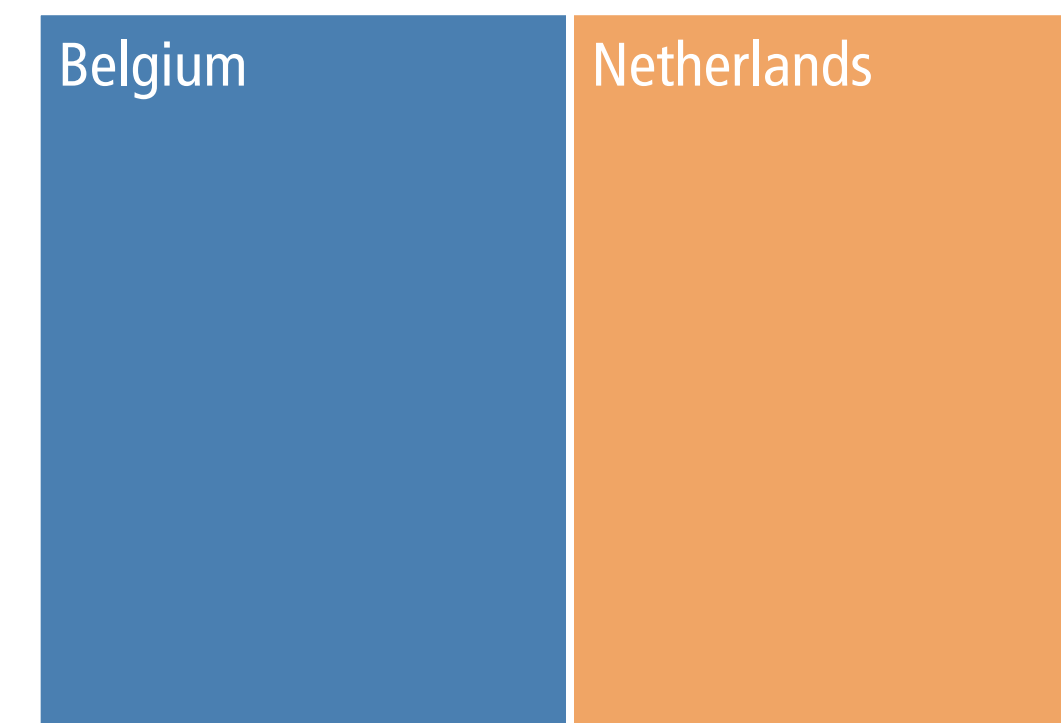
## Second Rank



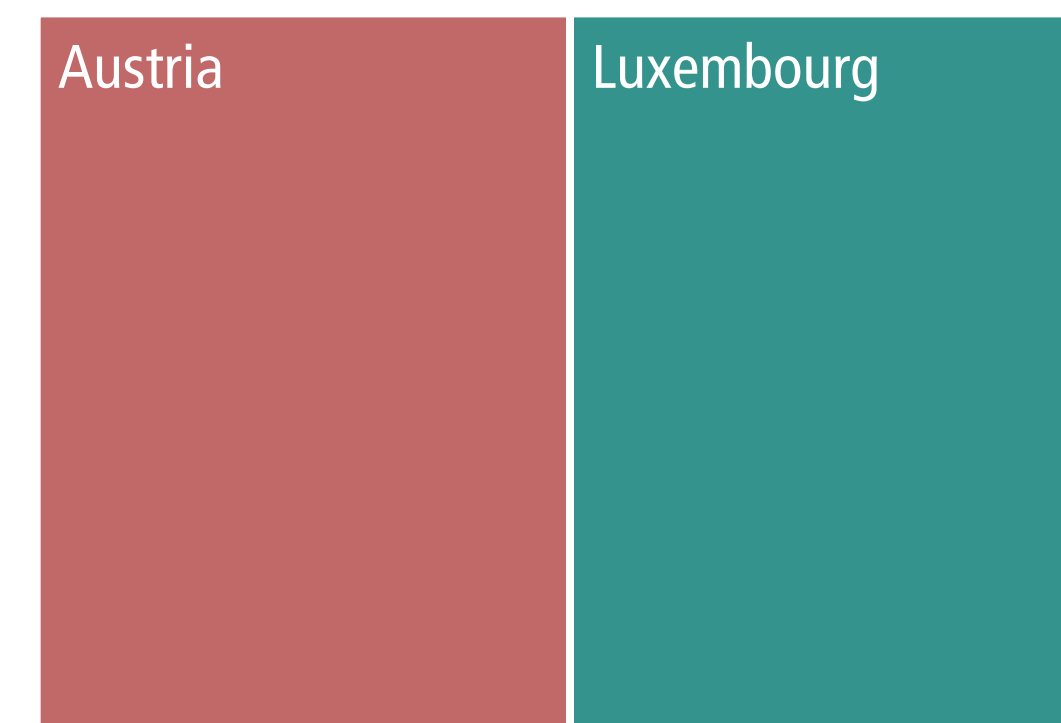
## Fifth Rank



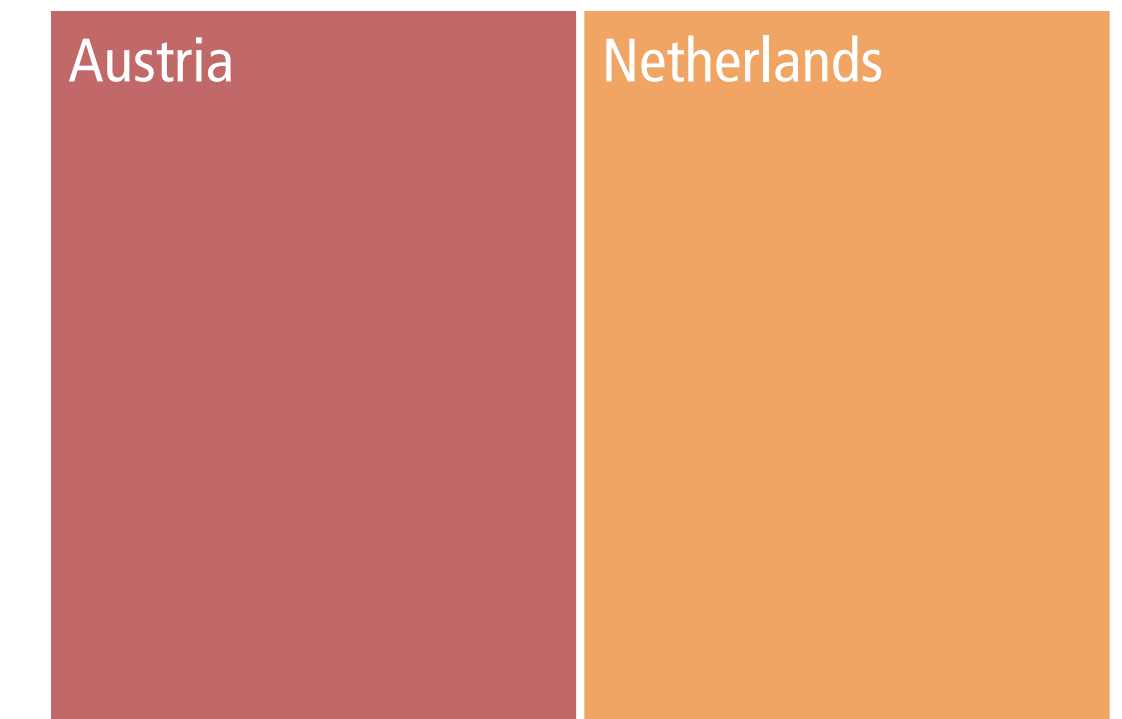
## Third Rank




## Sixth Rank



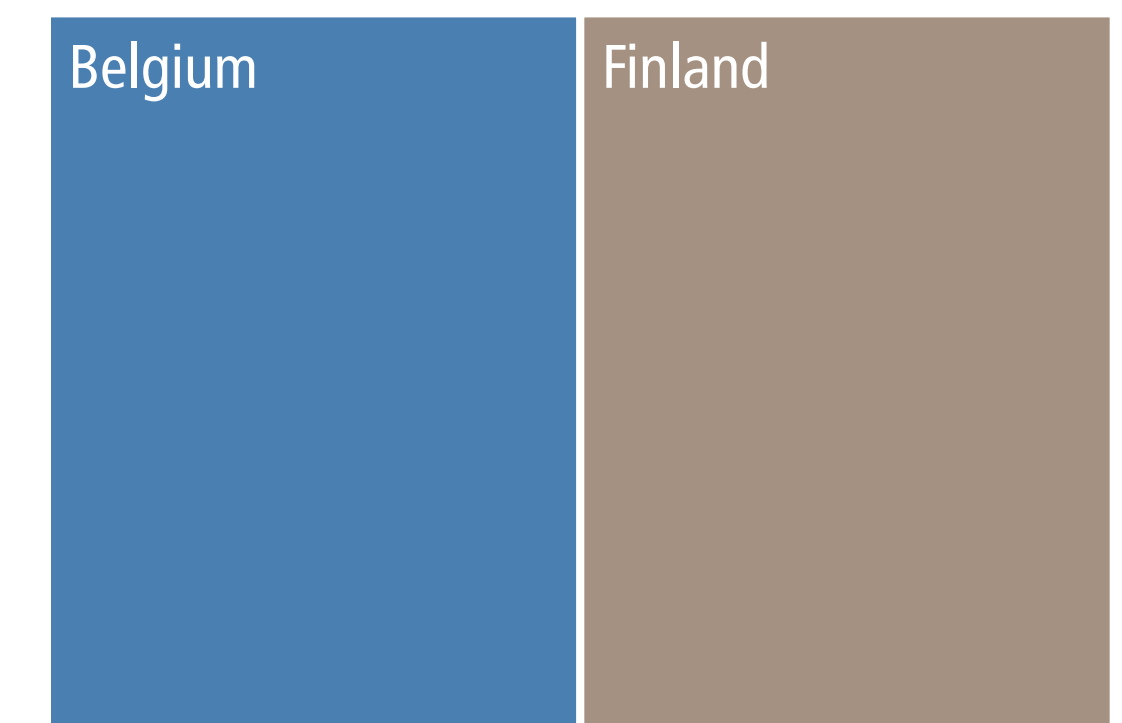
## First Rank



## Fourth Rank



## Seventh Rank



Number of respondents: 2. Size of rectangles corresponds with respondents' respective rankings. Countries with equal values are sorted from A-Z.

# Affluent Seven Ranking by Netherlands

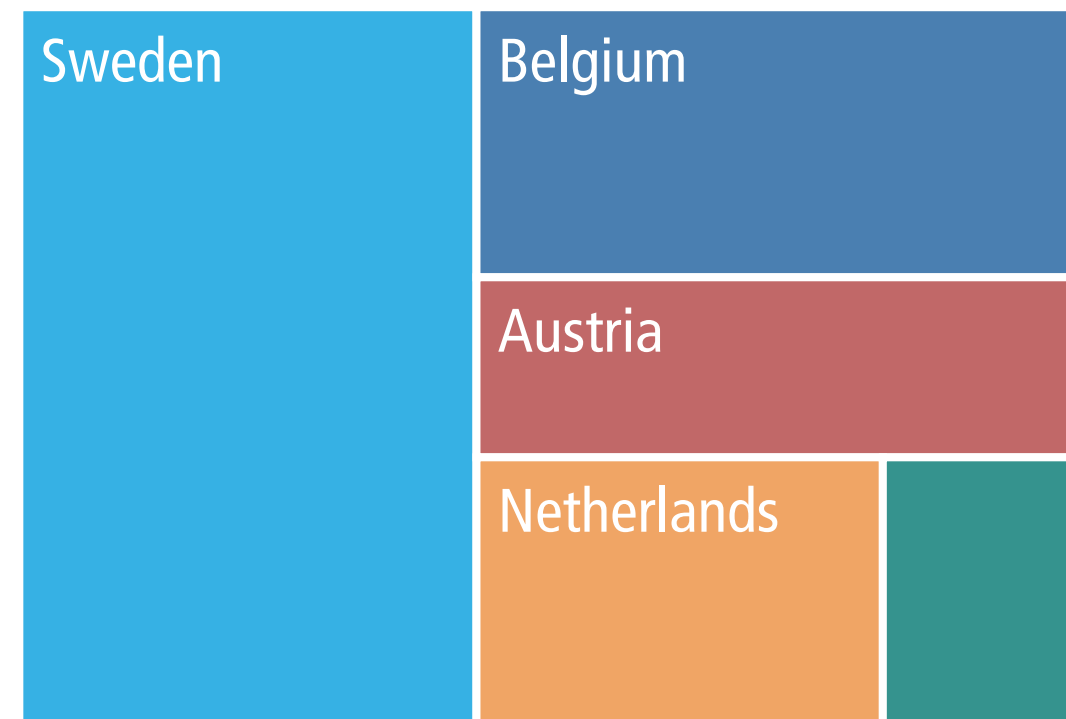
Q8

“Based on your view or experience, please rank the list of affluent seven EU member states according to their overall influence on EU policy over the past five years. (first rank being the most influential)”

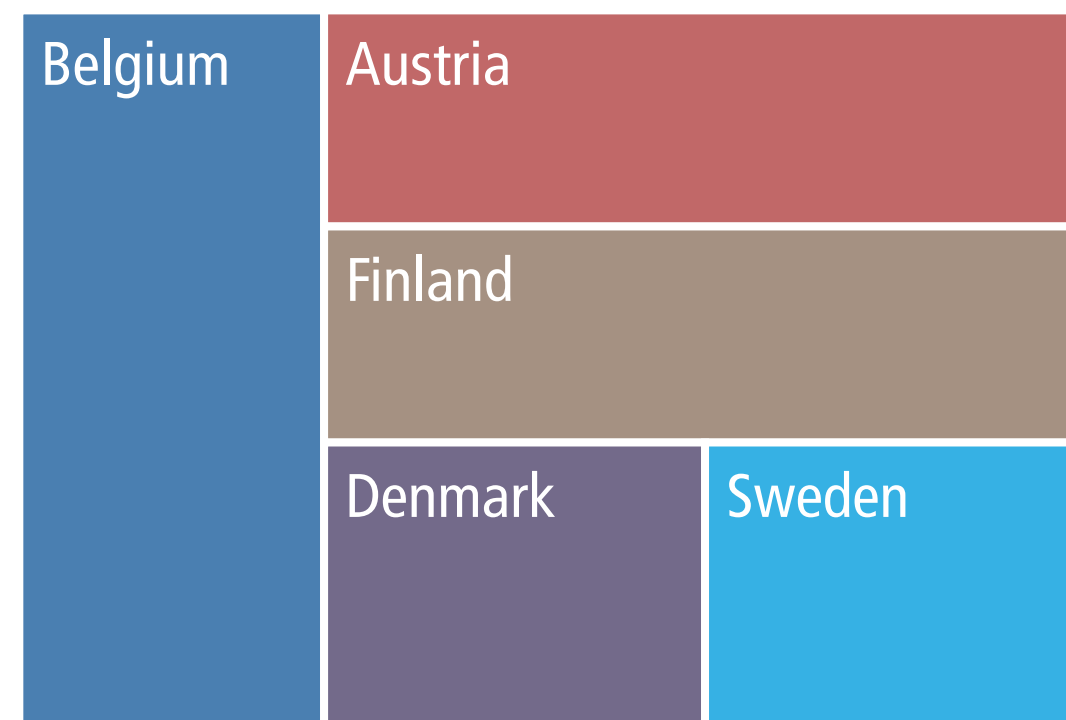
EU Big Six Founding Six	Affluent Seven Southern Seven Visegrád Four
Austria	Italy
Belgium	Latvia
Bulgaria	Lithuania
Croatia	Luxembourg
Cyprus	Malta
Czech Rep.	<b>Netherlands</b>
Denmark	Poland
Estonia	Portugal
Finland	Romania
France	Slovakia
Germany	Slovenia
Greece	Spain
Hungary	Sweden
Ireland	UK

- Influence Overview
- Big Six Overall EU Policy
- Big Six Fiscal Policy
- Big Six Foreign and Security Policy
- Affluent Seven**
- Other Countries


Second Rank




Fifth Rank



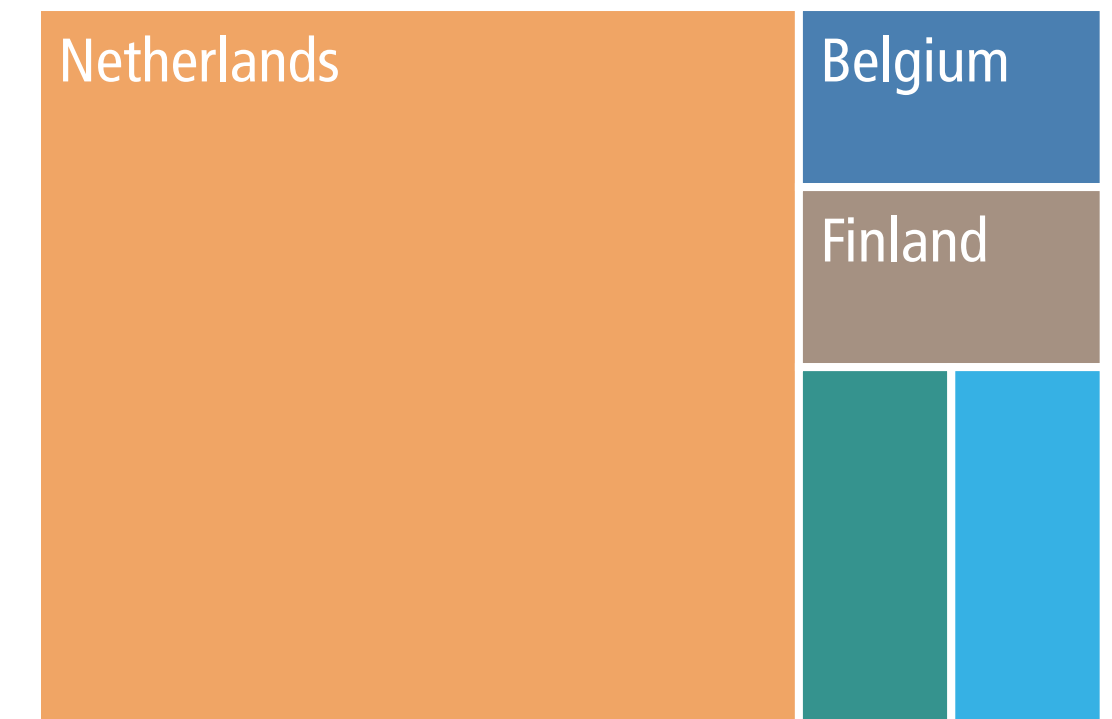
Third Rank



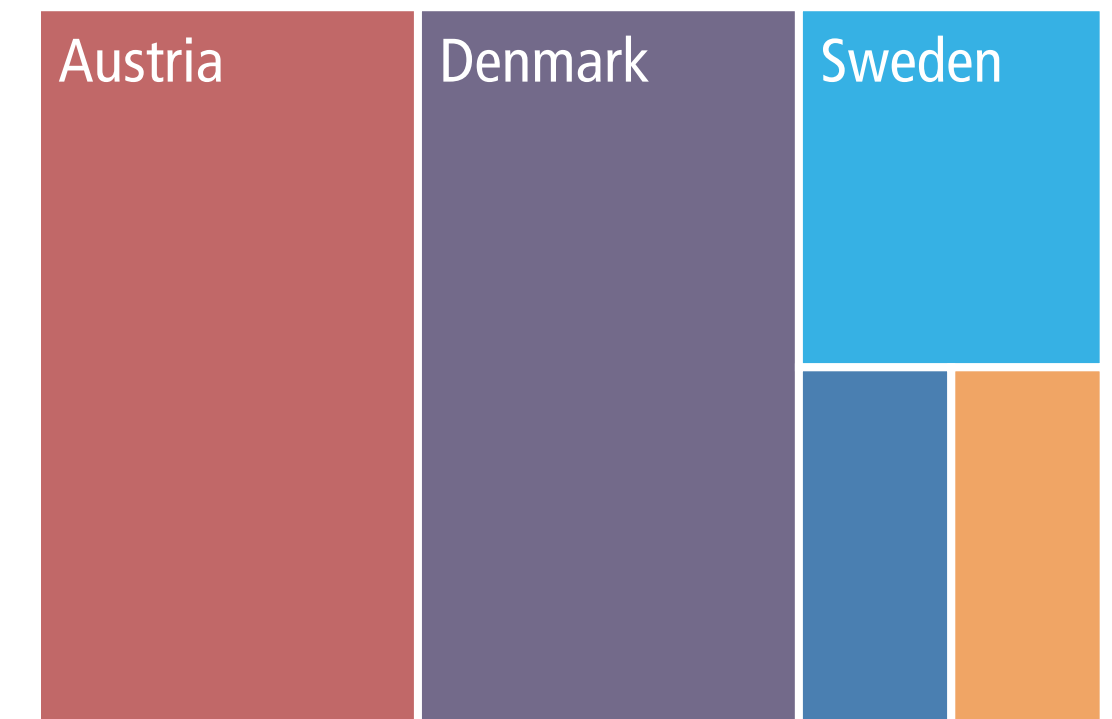
Sixth Rank




First Rank



Fourth Rank



Seventh Rank



Number of respondents: 14. Size of rectangles corresponds with respondents' respective rankings. Countries with equal values are sorted from A-Z.

# Affluent Seven Ranking by Poland


Q8

“Based on your view or experience, please rank the list of affluent seven EU member states according to their overall influence on EU policy over the past five years. (first rank being the most influential)”


EU Big Six Founding Six	Affluent Seven Southern Seven Visegrád Four
Austria	Italy
Belgium	Latvia
Bulgaria	Lithuania
Croatia	Luxembourg
Cyprus	Malta
Czech Rep.	Netherlands
Denmark	<b>Poland</b>
Estonia	Portugal
Finland	Romania
France	Slovakia
Germany	Slovenia
Greece	Spain
Hungary	Sweden
Ireland	UK

- Influence Overview
- Big Six Overall EU Policy
- Big Six Fiscal Policy
- Big Six Foreign and Security Policy
- Affluent Seven**
- Other Countries

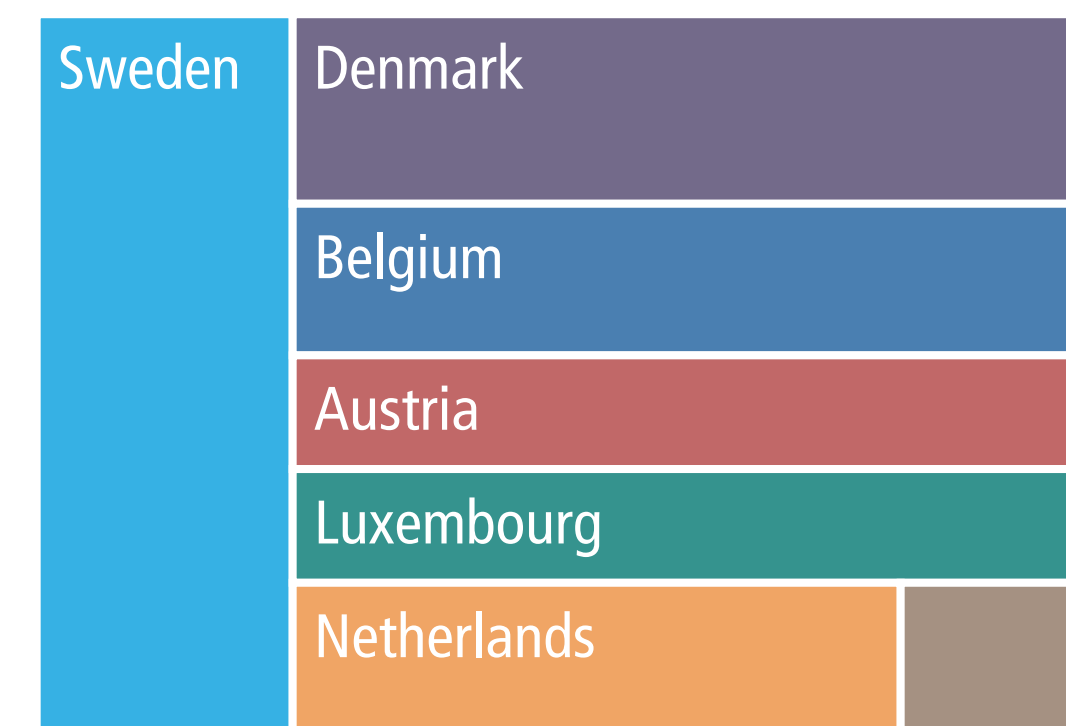
Second Rank



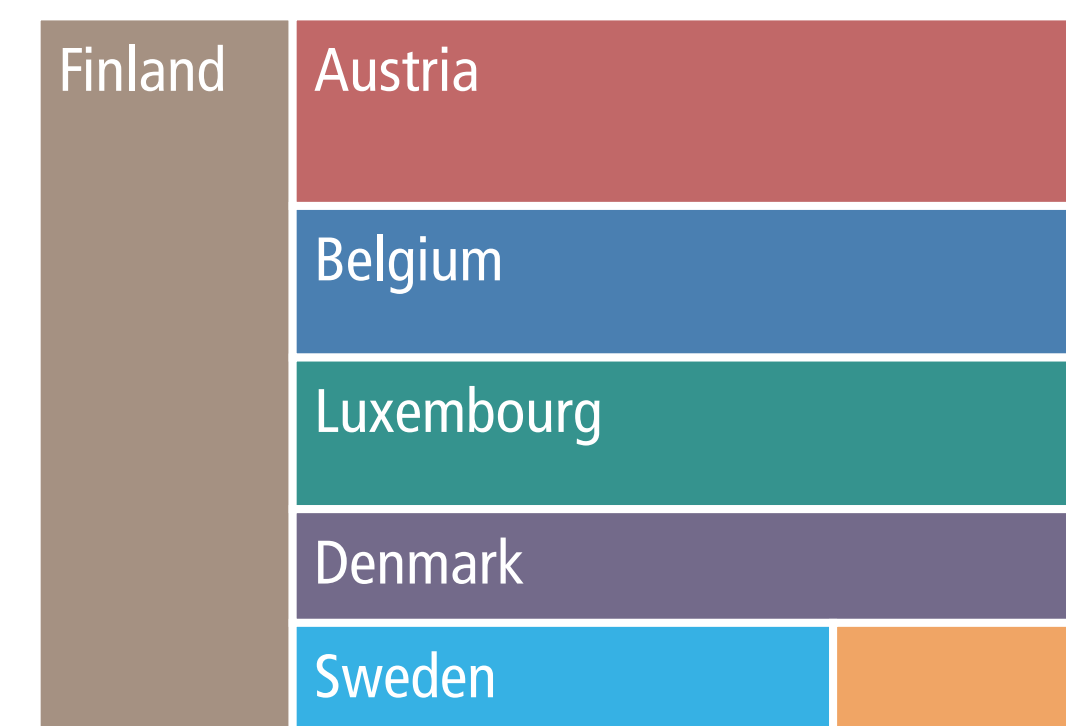
Fifth Rank



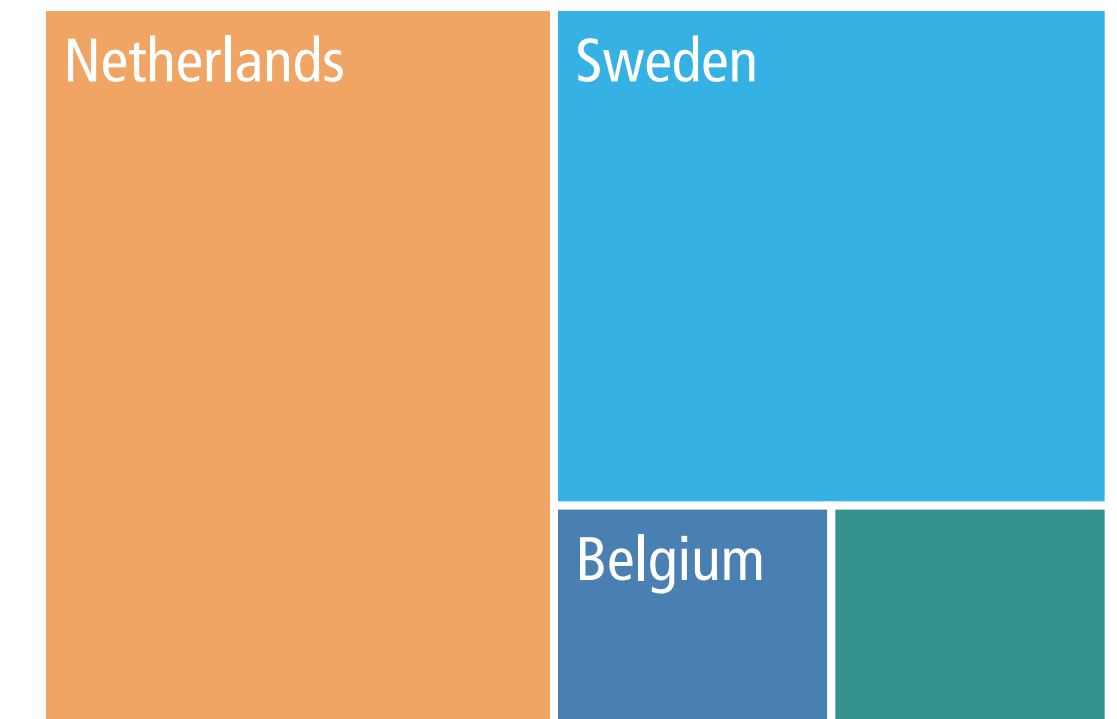
Third Rank



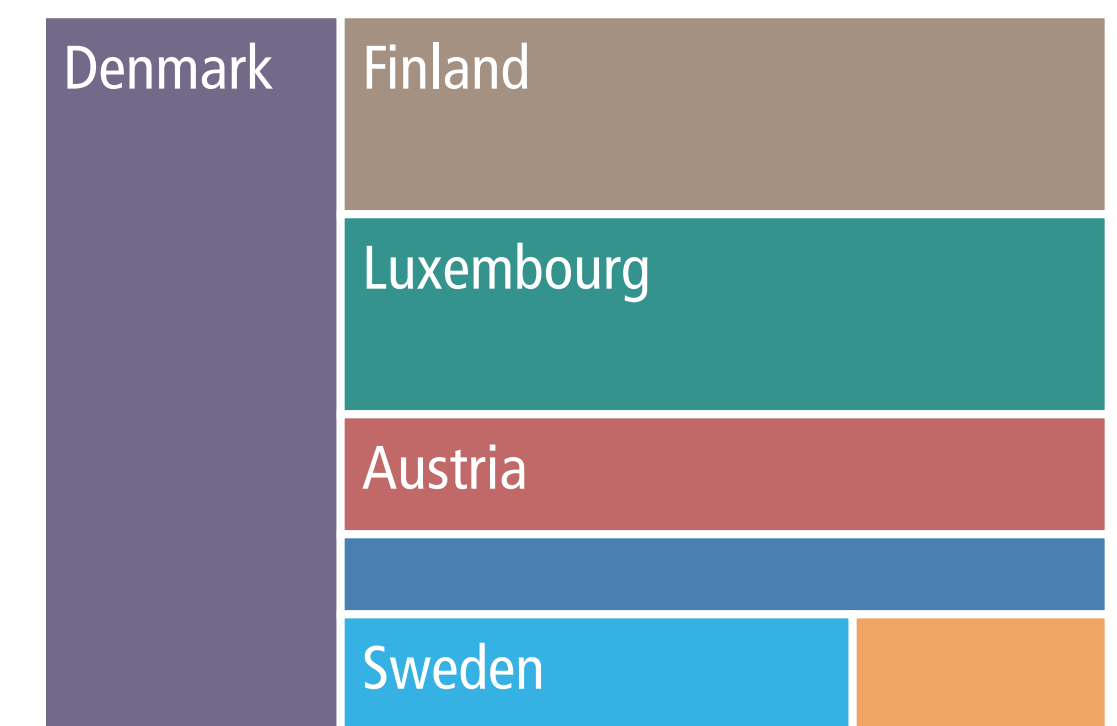
Sixth Rank



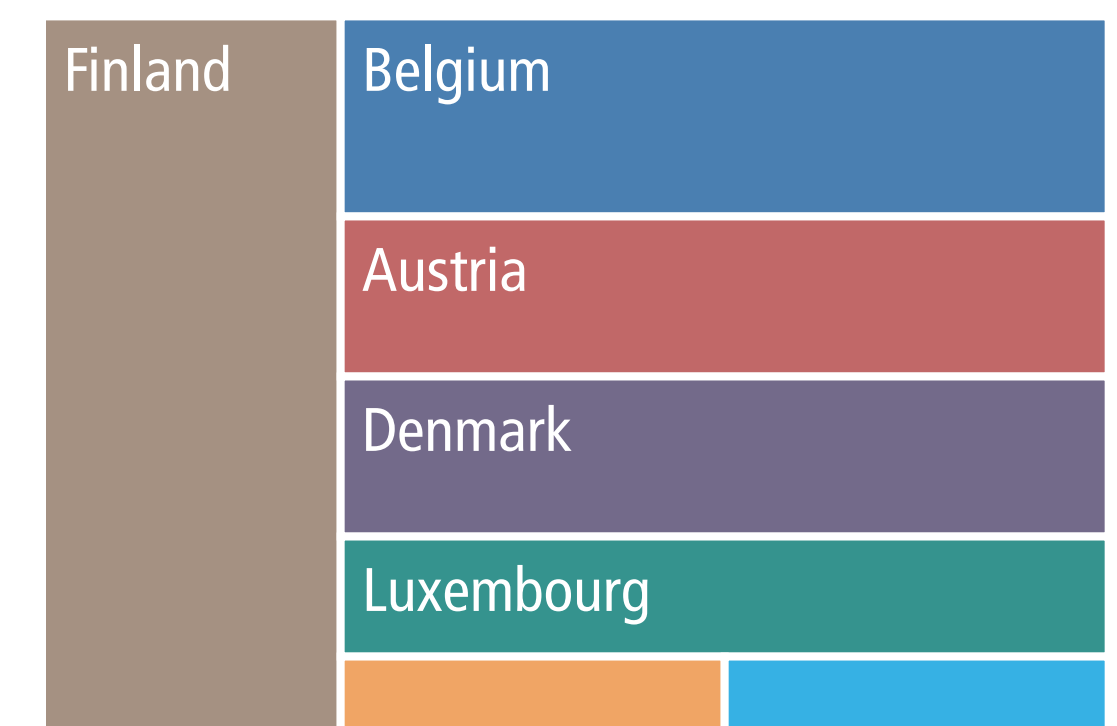
First Rank



Fourth Rank



Seventh Rank



Number of respondents: 25. Size of rectangles corresponds with respondents' respective rankings. Countries with equal values are sorted from A-Z.



# Affluent Seven Ranking by Portugal


Q8

“Based on your view or experience, please rank the list of affluent seven EU member states according to their overall influence on EU policy over the past five years. (first rank being the most influential)”


EU Big Six Founding Six	Affluent Seven Southern Seven Visegrád Four
Austria	Italy
Belgium	Latvia
Bulgaria	Lithuania
Croatia	Luxembourg
Cyprus	Malta
Czech Rep.	Netherlands
Denmark	Poland
Estonia	<b>Portugal</b>
Finland	Romania
France	Slovakia
Germany	Slovenia
Greece	Spain
Hungary	Sweden
Ireland	UK

- Influence Overview
- Big Six Overall EU Policy
- Big Six Fiscal Policy
- Big Six Foreign and Security Policy
- Affluent Seven**
- Other Countries


Second Rank




Fifth Rank



Third Rank




Sixth Rank




First Rank



Fourth Rank



Seventh Rank



Number of respondents: 18. Size of rectangles corresponds with respondents' respective rankings. Countries with equal values are sorted from A-Z.

# Affluent Seven Ranking by Romania


Q8

“Based on your view or experience, please rank the list of affluent seven EU member states according to their overall influence on EU policy over the past five years. (first rank being the most influential)”

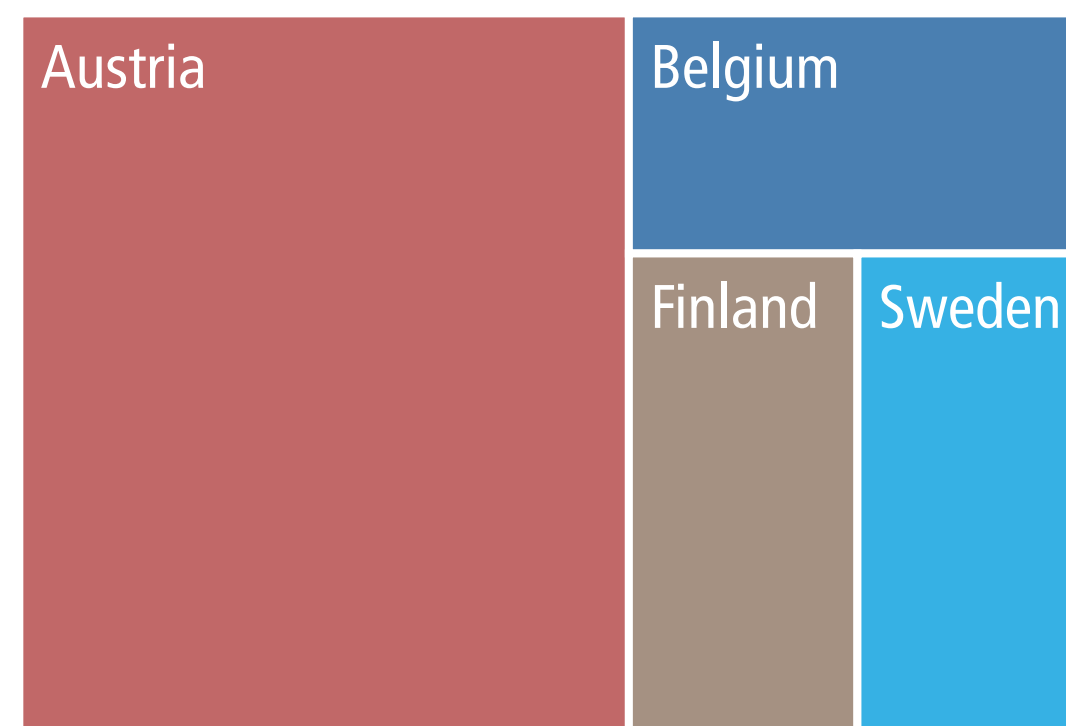
EU Big Six Founding Six	Affluent Seven Southern Seven Visegrád Four
Austria	Italy
Belgium	Latvia
Bulgaria	Lithuania
Croatia	Luxembourg
Cyprus	Malta
Czech Rep.	Netherlands
Denmark	Poland
Estonia	Portugal
Finland	<b>Romania</b>
France	Slovakia
Germany	Slovenia
Greece	Spain
Hungary	Sweden
Ireland	UK

- Influence Overview
- Big Six Overall EU Policy
- Big Six Fiscal Policy
- Big Six Foreign and Security Policy
- Affluent Seven**
- Other Countries

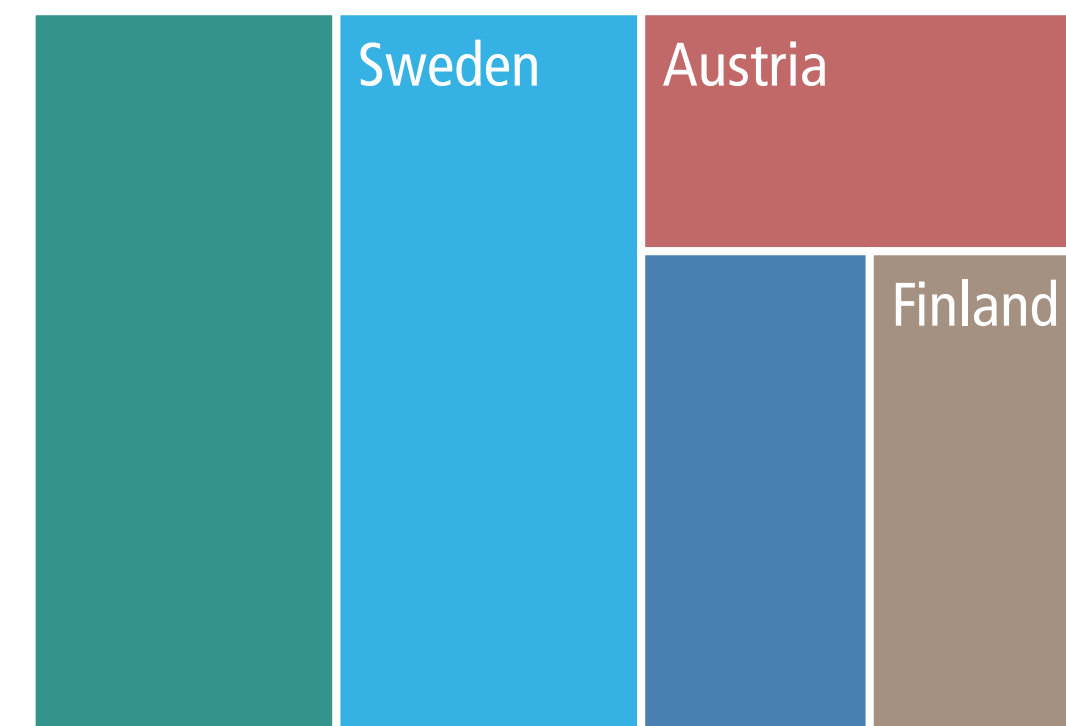
Second Rank




Fifth Rank



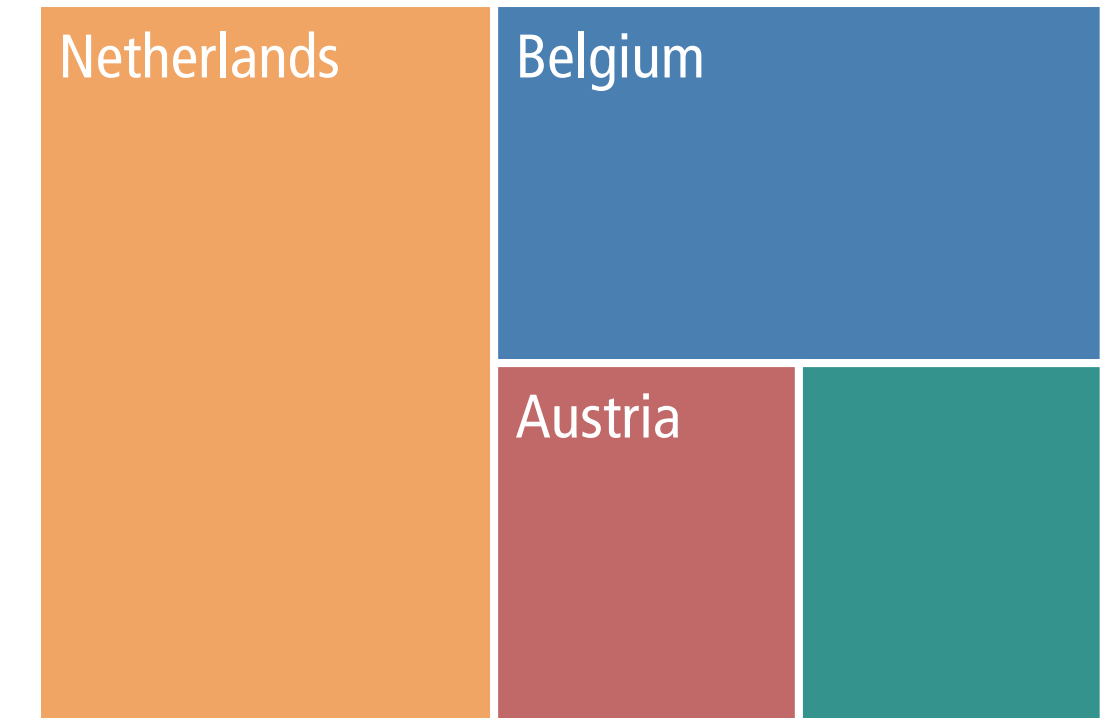
Third Rank




Sixth Rank




First Rank



Fourth Rank



Seventh Rank



Number of respondents: 7. Size of rectangles corresponds with respondents' respective rankings. Countries with equal values are sorted from A-Z.

# Affluent Seven Ranking by Slovakia

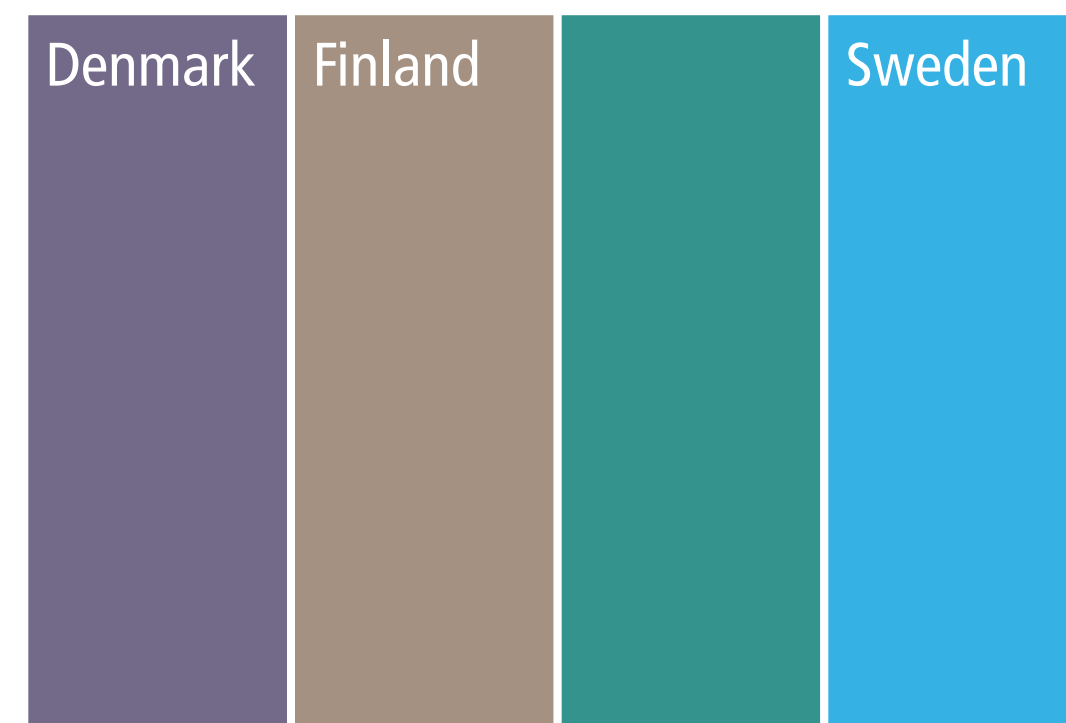
Q8

“Based on your view or experience, please rank the list of affluent seven EU member states according to their overall influence on EU policy over the past five years. (first rank being the most influential)”


EU Big Six Founding Six	Affluent Seven Southern Seven Visegrád Four
Austria	Italy
Belgium	Latvia
Bulgaria	Lithuania
Croatia	Luxembourg
Cyprus	Malta
Czech Rep.	Netherlands
Denmark	Poland
Estonia	Portugal
Finland	Romania
France	<b>Slovakia</b>
Germany	Slovenia
Greece	Spain
Hungary	Sweden
Ireland	UK

- Influence Overview
- Big Six Overall EU Policy
- Big Six Fiscal Policy
- Big Six Foreign and Security Policy
- Affluent Seven**
- Other Countries

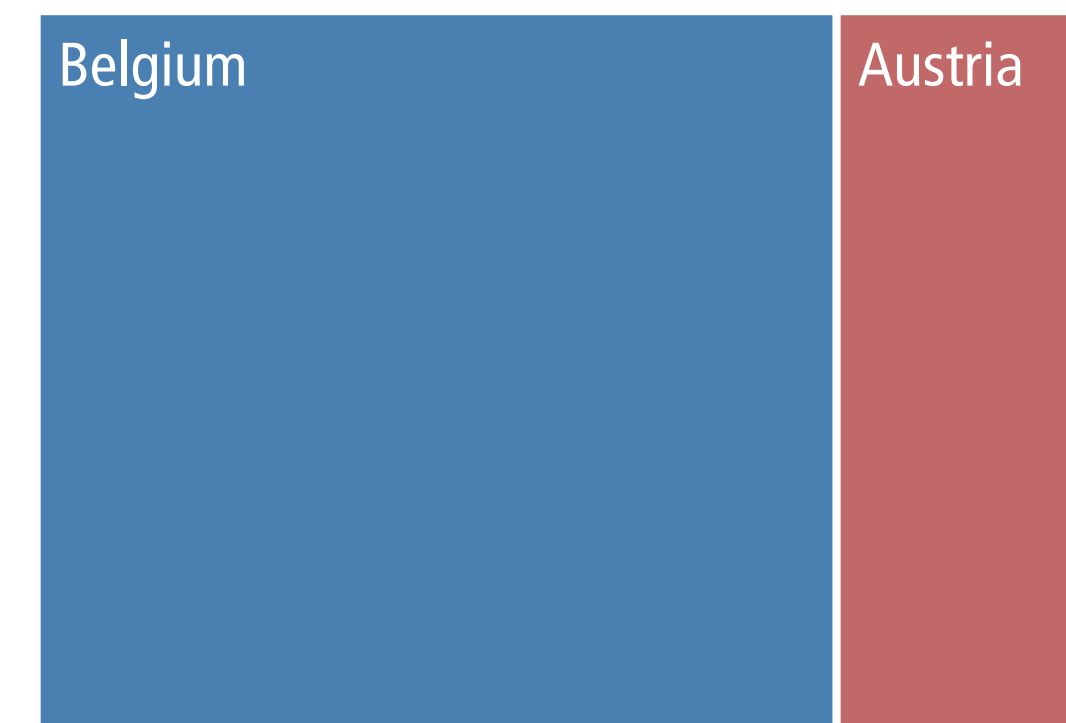
Second Rank




Fifth Rank



Third Rank




Sixth Rank




First Rank



Fourth Rank



Seventh Rank



Number of respondents: 4. Size of rectangles corresponds with respondents' respective rankings. Countries with equal values are sorted from A-Z.

# Affluent Seven Ranking by Slovenia

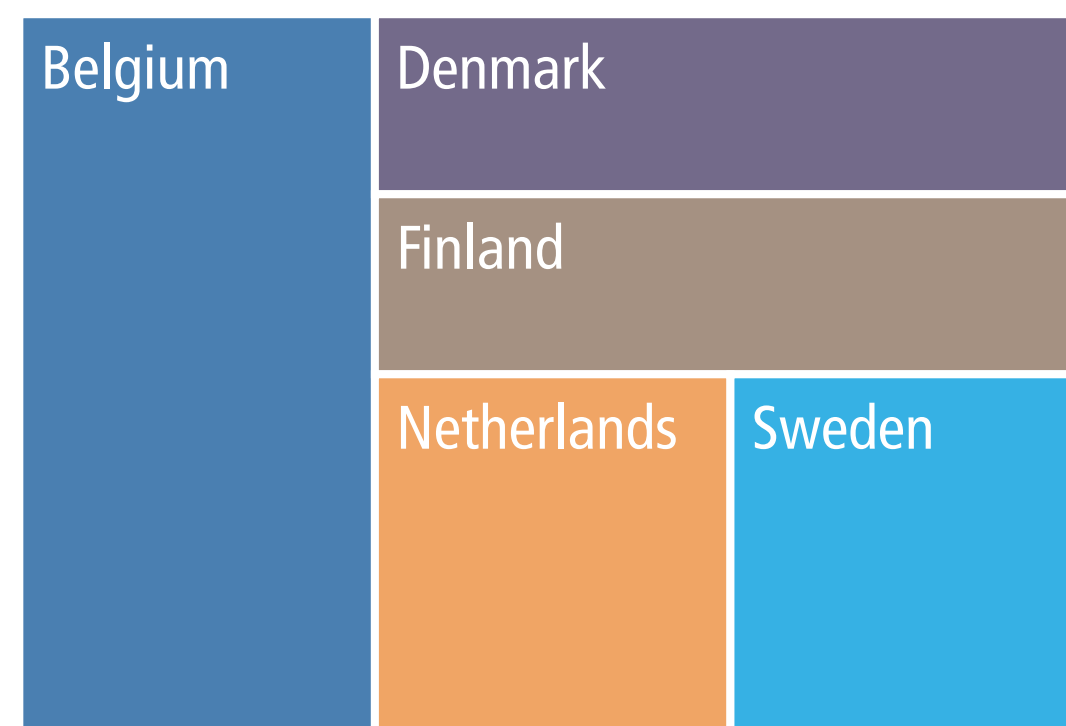
Q8

“Based on your view or experience, please rank the list of affluent seven EU member states according to their overall influence on EU policy over the past five years. (first rank being the most influential)”

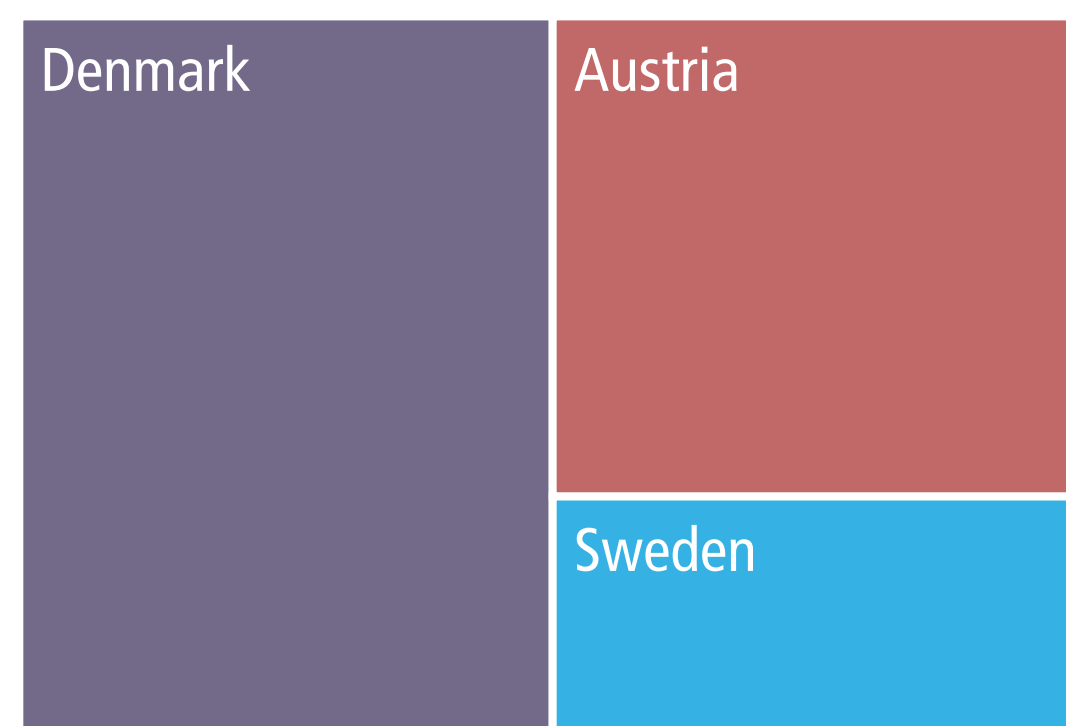
EU Big Six Founding Six	Affluent Seven Southern Seven Visegrád Four
Austria	Italy
Belgium	Latvia
Bulgaria	Lithuania
Croatia	Luxembourg
Cyprus	Malta
Czech Rep.	Netherlands
Denmark	Poland
Estonia	Portugal
Finland	Romania
France	Slovakia
Germany	<b>Slovenia</b>
Greece	Spain
Hungary	Sweden
Ireland	UK

- Influence Overview
- Big Six Overall EU Policy
- Big Six Fiscal Policy
- Big Six Foreign and Security Policy
- Affluent Seven**
- Other Countries


Second Rank




Fifth Rank



Third Rank




Sixth Rank




First Rank



Fourth Rank



Seventh Rank



Number of respondents: 6. Size of rectangles corresponds with respondents' respective rankings. Countries with equal values are sorted from A-Z.

# Affluent Seven Ranking by Spain


Q8

“Based on your view or experience, please rank the list of affluent seven EU member states according to their overall influence on EU policy over the past five years. (first rank being the most influential)”

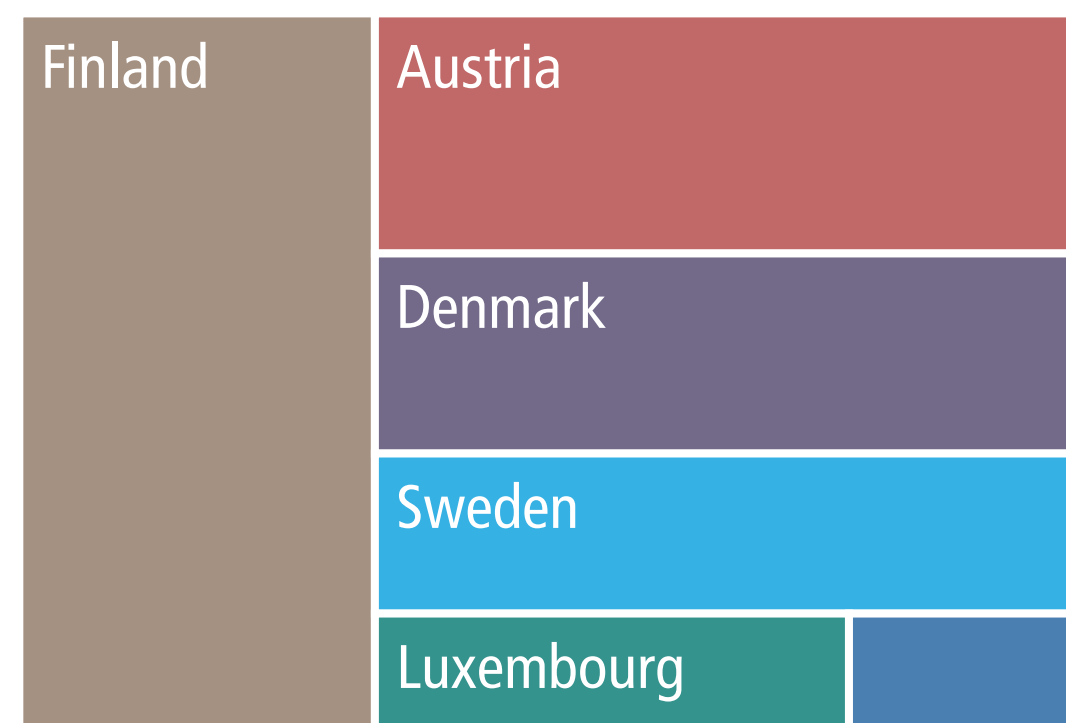
EU Big Six Founding Six	Affluent Seven Southern Seven Visegrád Four
Austria	Italy
Belgium	Latvia
Bulgaria	Lithuania
Croatia	Luxembourg
Cyprus	Malta
Czech Rep.	Netherlands
Denmark	Poland
Estonia	Portugal
Finland	Romania
France	Slovakia
Germany	Slovenia
Greece	<b>Spain</b>
Hungary	Sweden
Ireland	UK

- Influence Overview
- Big Six Overall EU Policy
- Big Six Fiscal Policy
- Big Six Foreign and Security Policy
- Affluent Seven**
- Other Countries


Second Rank



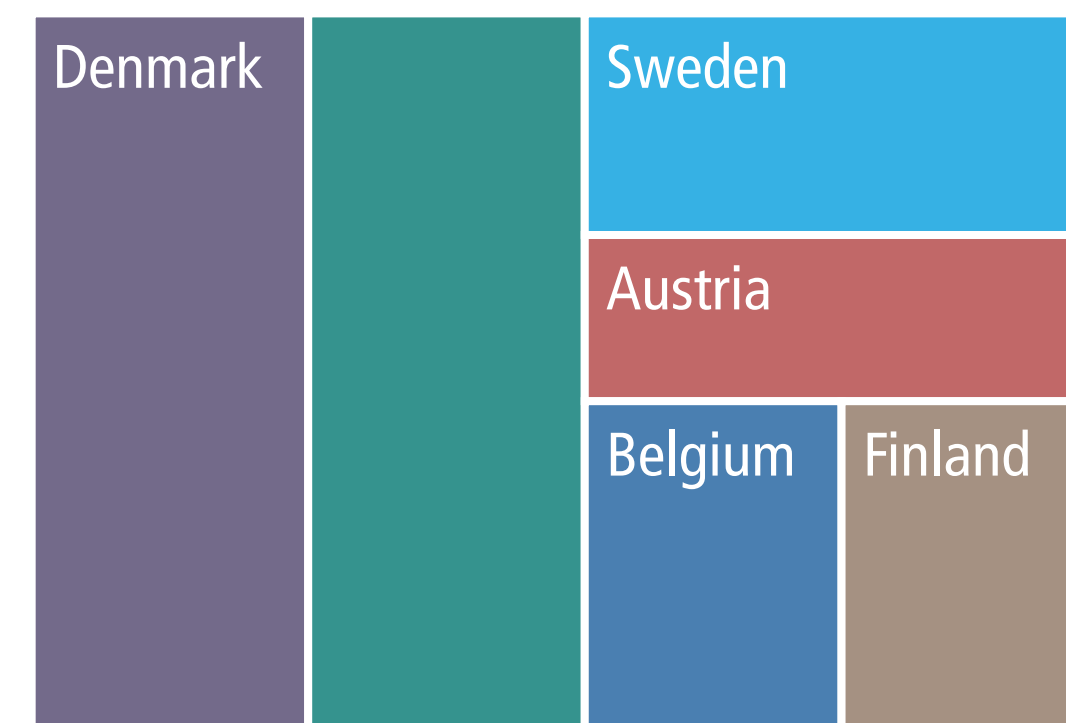
Fifth Rank




Third Rank



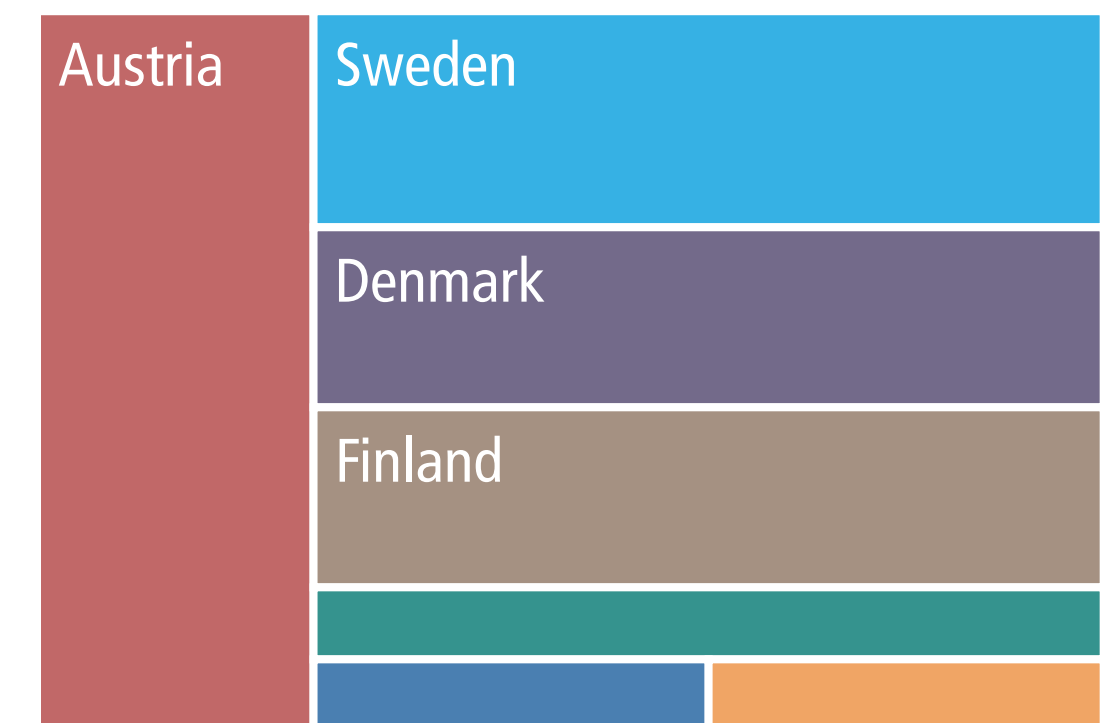
Sixth Rank



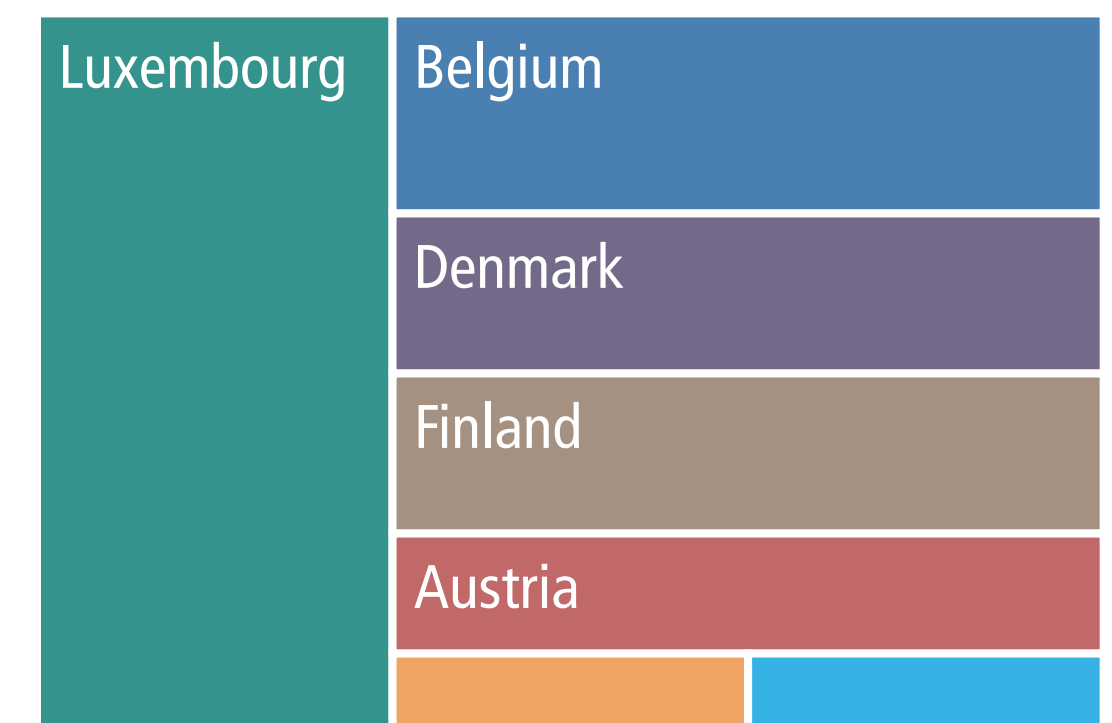
First Rank



Fourth Rank



Seventh Rank



Number of respondents: 27. Size of rectangles corresponds with respondents' respective rankings. Countries with equal values are sorted from A-Z.

# Affluent Seven Ranking by Sweden

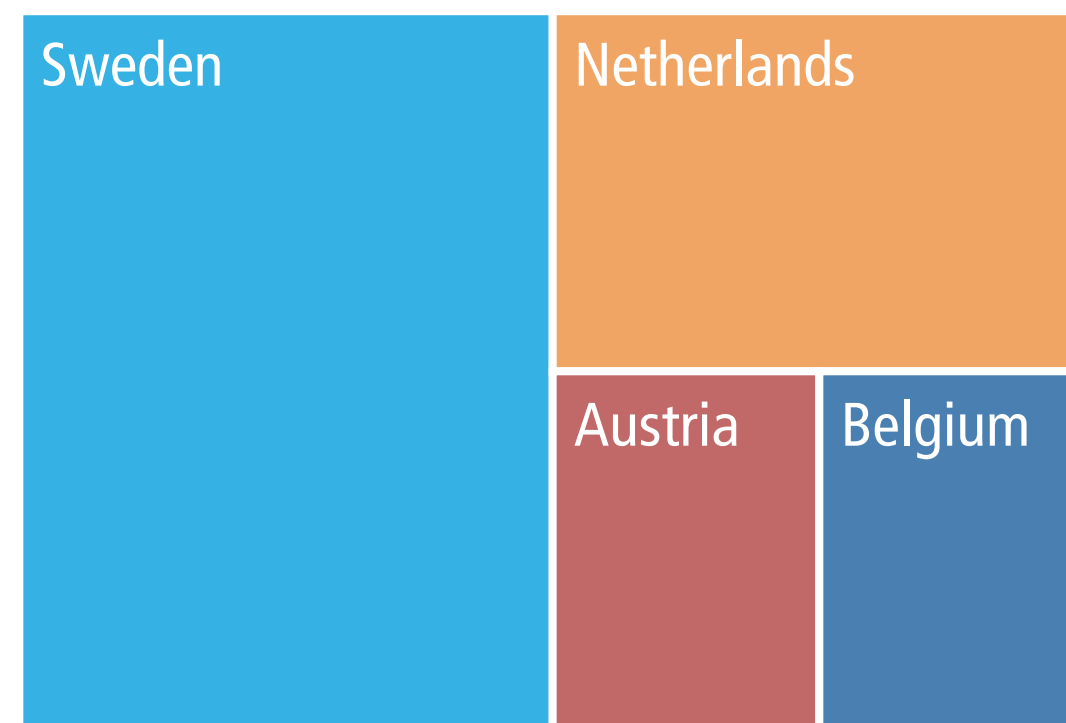
Q8

“Based on your view or experience, please rank the list of affluent seven EU member states according to their overall influence on EU policy over the past five years. (first rank being the most influential)”


EU Big Six Founding Six	Affluent Seven Southern Seven Visegrád Four
Austria	Italy
Belgium	Latvia
Bulgaria	Lithuania
Croatia	Luxembourg
Cyprus	Malta
Czech Rep.	Netherlands
Denmark	Poland
Estonia	Portugal
Finland	Romania
France	Slovakia
Germany	Slovenia
Greece	Spain
Hungary	<b>Sweden</b>
Ireland	UK

- Influence Overview
- Big Six Overall EU Policy
- Big Six Fiscal Policy
- Big Six Foreign and Security Policy
- Affluent Seven**
- Other Countries

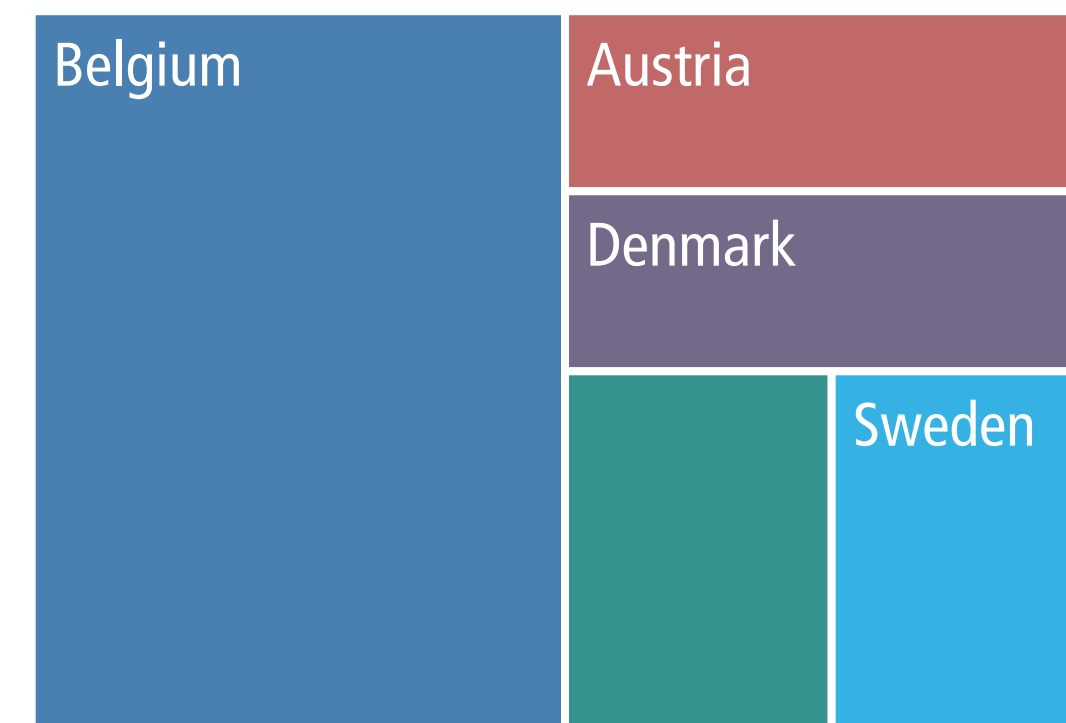
Second Rank




Fifth Rank




Third Rank



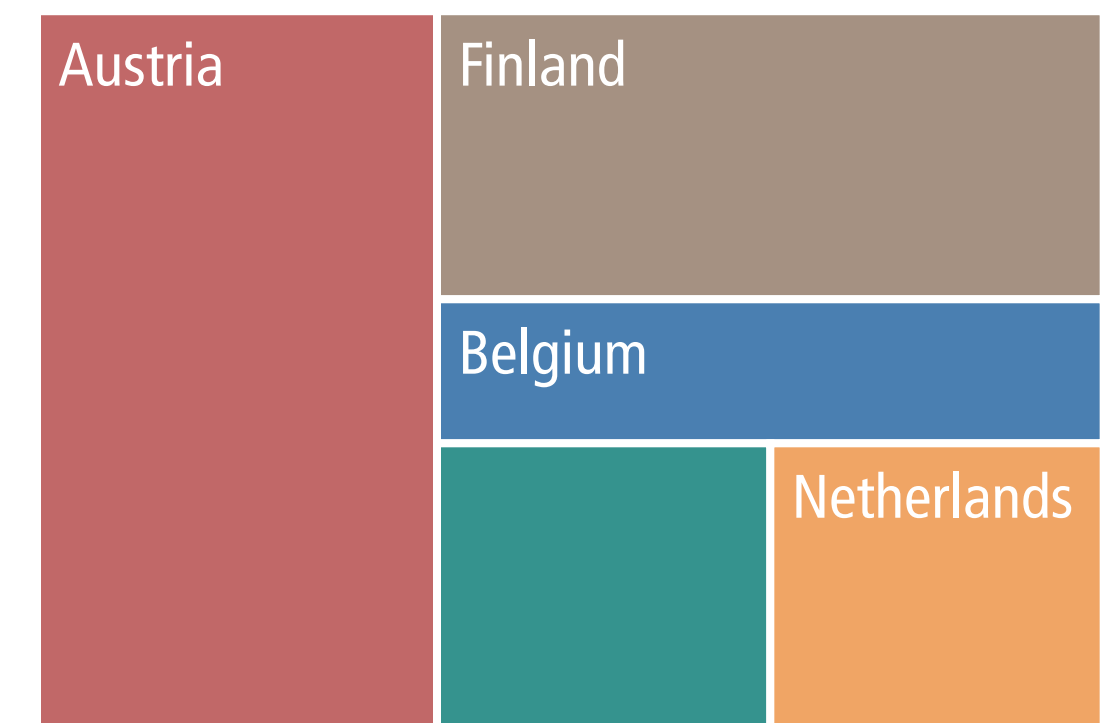
Sixth Rank




First Rank



Fourth Rank



Seventh Rank



Number of respondents: 8. Size of rectangles corresponds with respondents' respective rankings. Countries with equal values are sorted from A-Z.

# Affluent Seven Ranking by UK

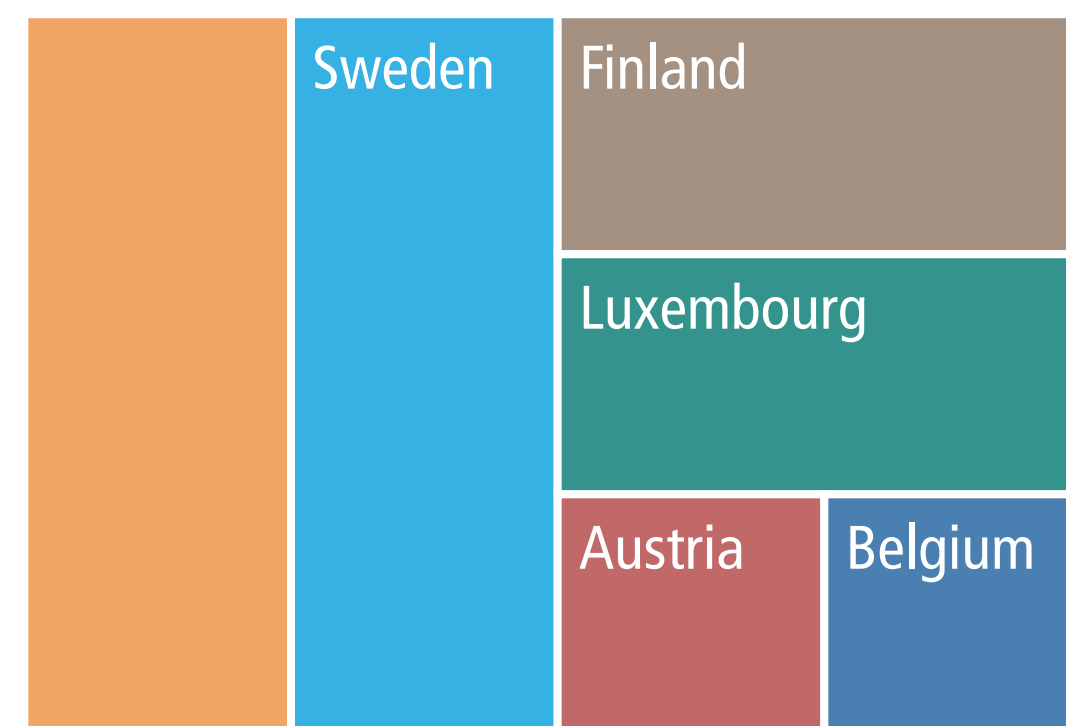
Q8

“Based on your view or experience, please rank the list of affluent seven EU member states according to their overall influence on EU policy over the past five years. (first rank being the most influential)”


EU Big Six Founding Six	Affluent Seven Southern Seven Visegrád Four
Austria	Italy
Belgium	Latvia
Bulgaria	Lithuania
Croatia	Luxembourg
Cyprus	Malta
Czech Rep.	Netherlands
Denmark	Poland
Estonia	Portugal
Finland	Romania
France	Slovakia
Germany	Slovenia
Greece	Spain
Hungary	Sweden
Ireland	<b>UK</b>

- Influence Overview
- Big Six Overall EU Policy
- Big Six Fiscal Policy
- Big Six Foreign and Security Policy
- Affluent Seven**
- Other Countries

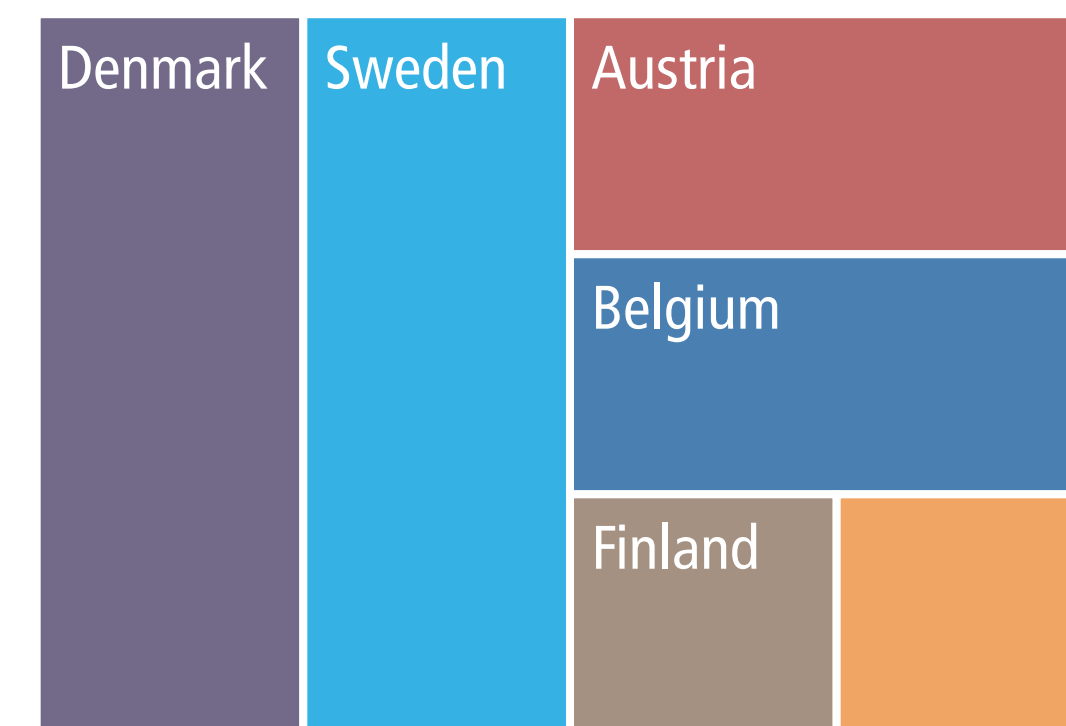
Second Rank



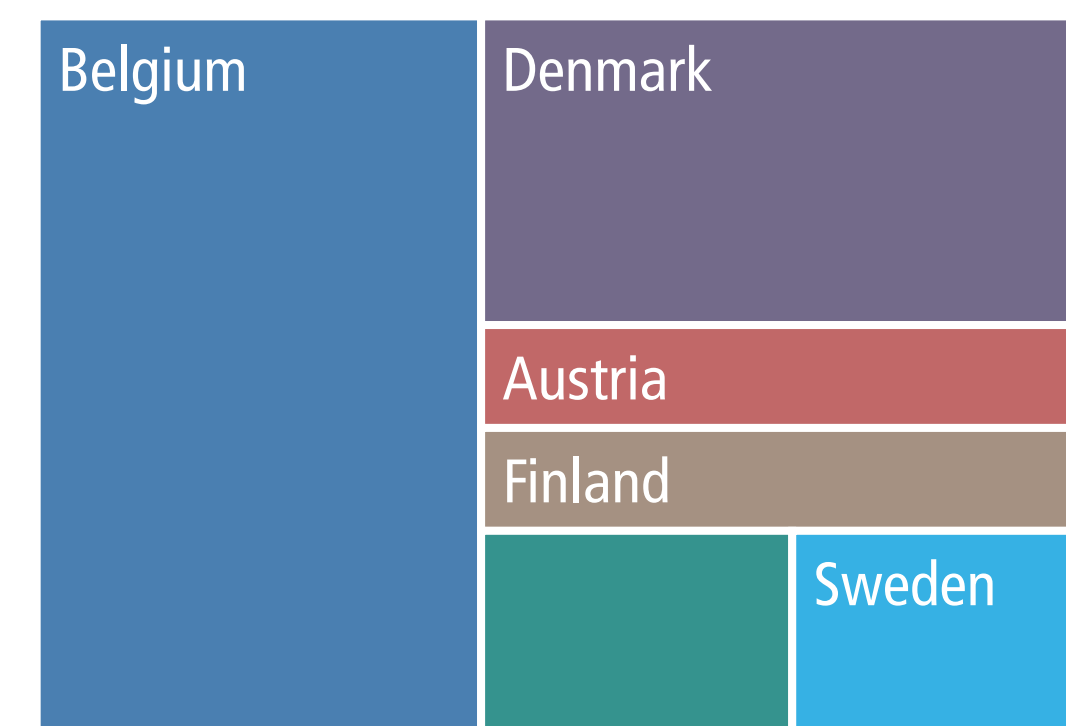
Fifth Rank




Third Rank



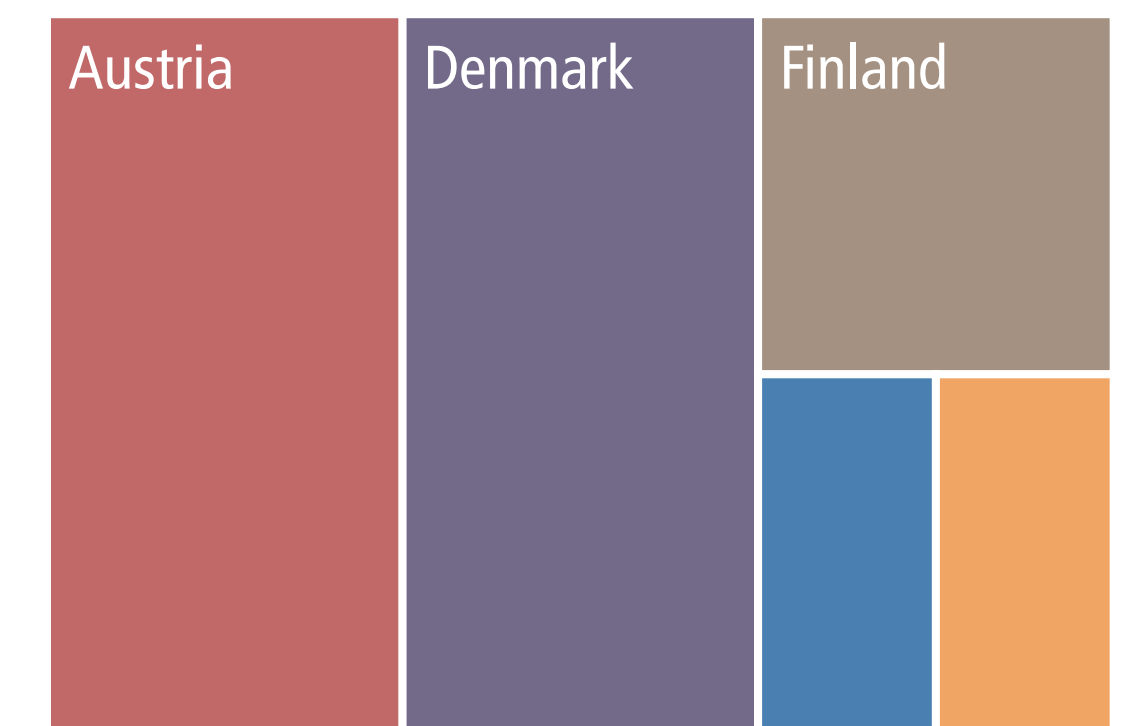
Sixth Rank




First Rank



Fourth Rank



Seventh Rank



Number of respondents: 12. Size of rectangles corresponds with respondents' respective rankings. Countries with equal values are sorted from A-Z.


# Other Countries Ranking by EU

Q9

“Here is a list of 15 more EU member states. According to your view, rank the three countries that have had the strongest influence on EU policy over the past five years. (first rank being the most influential)”


Graphs show the top five countries. For the other ten results, see lists.

First Rank



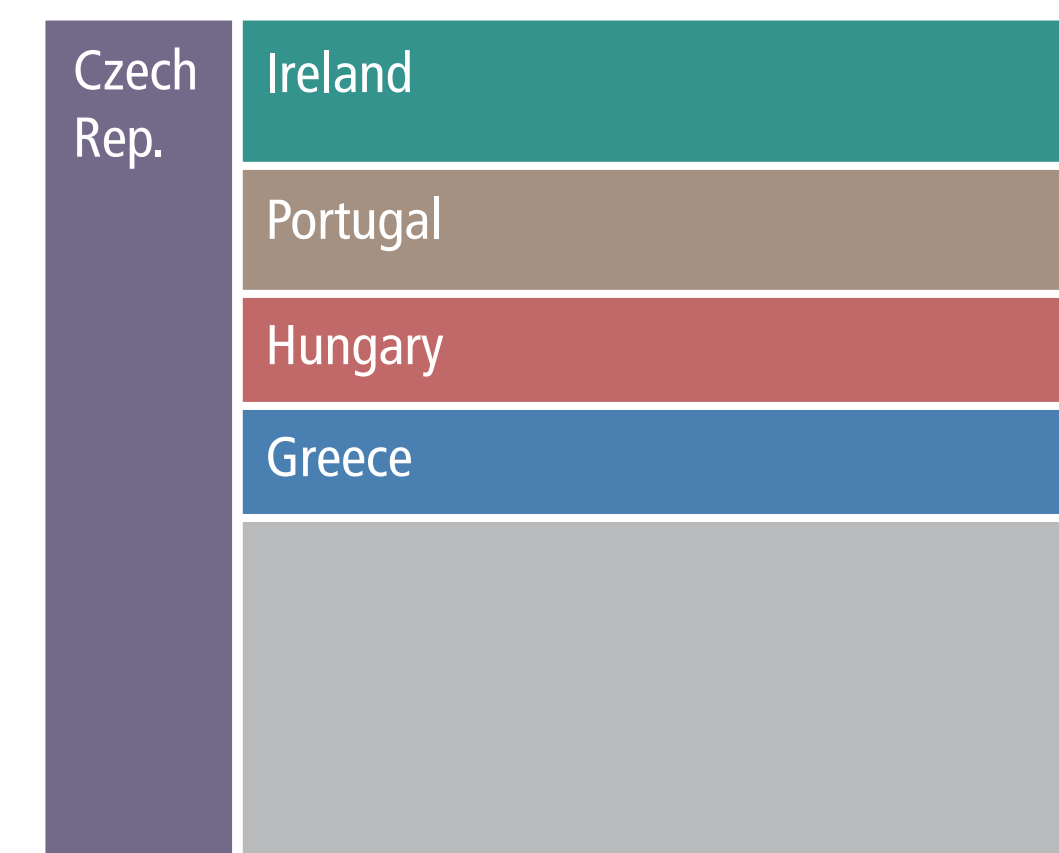
Greece	155	Estonia	10
Hungary	55	Lithuania	5
Ireland	50	Romania	4
Portugal	23	Slovakia	4
Czech Rep.	22	Bulgaria	1
		Croatia	1
		Cyprus	1
		Latvia	1
		Malta	1
		Slovenia	0

Second Rank



Hungary	94	Estonia	13
Ireland	54	Slovakia	12
Greece	51	Lithuania	11
Portugal	39	Romania	10
Czech Rep.	29	Latvia	8
		Croatia	4
		Cyprus	3
		Bulgaria	2
		Slovenia	2
		Malta	1

Third Rank



Czech Rep.	61	Cyprus	20
Ireland	48	Slovakia	17
Portugal	41	Latvia	15
Hungary	36	Lithuania	14
Greece	33	Romania	13
		Estonia	12
		Slovenia	8
		Croatia	7
		Bulgaria	5
		Malta	3

Influence Overview

Big Six Overall EU Policy

Big Six Fiscal Policy

Big Six Foreign and Security Policy

Affluent Seven

Other Countries

Number of respondents: 333. Size of rectangles corresponds with respondents' respective rankings. Countries with equal values are sorted from A-Z.



EU



Design

Findings

Chapters

Preferences

Influence

Partners

Policies

ecfr.eu/eucoalitionexplorer



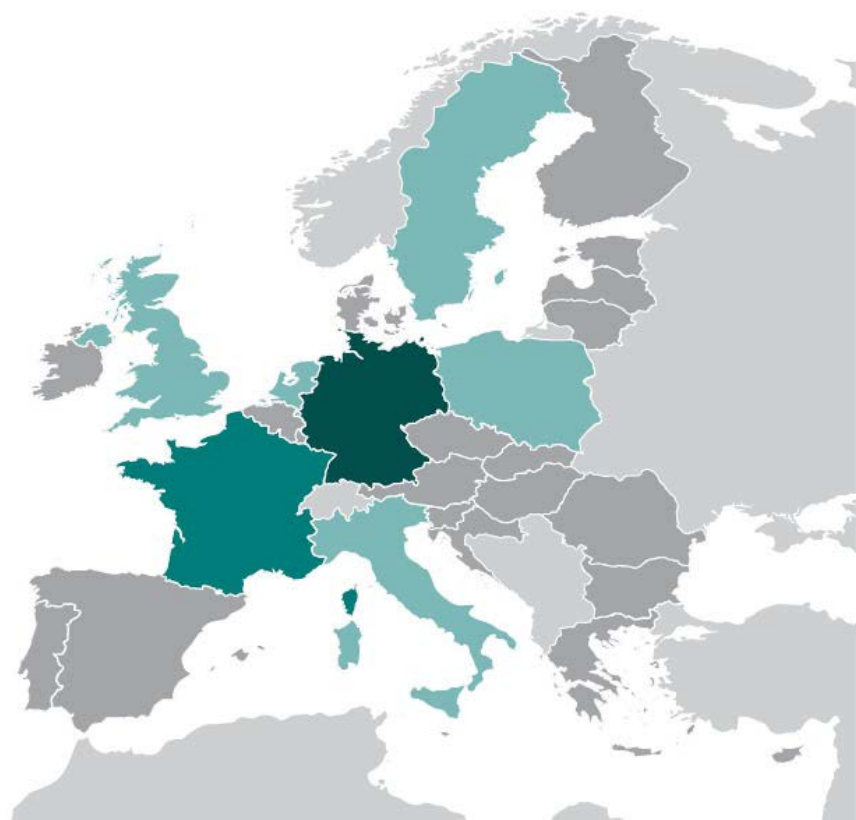
# Essential Partners

## Q10

N=285

### Foreign and Development Policy

“Which other EU member states would your government see as essential partners in Foreign and Development Policy?”

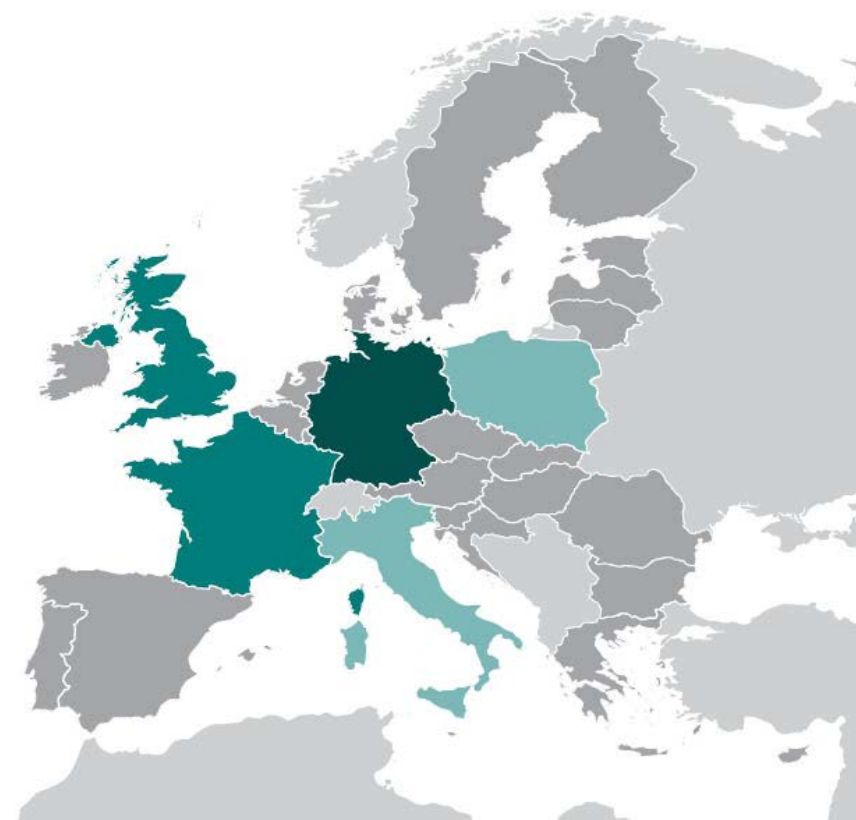


## Q11

N=285

### Security and Defense Policy

“Which other EU member states would your government see as essential partners in Security and Defense Policy?”

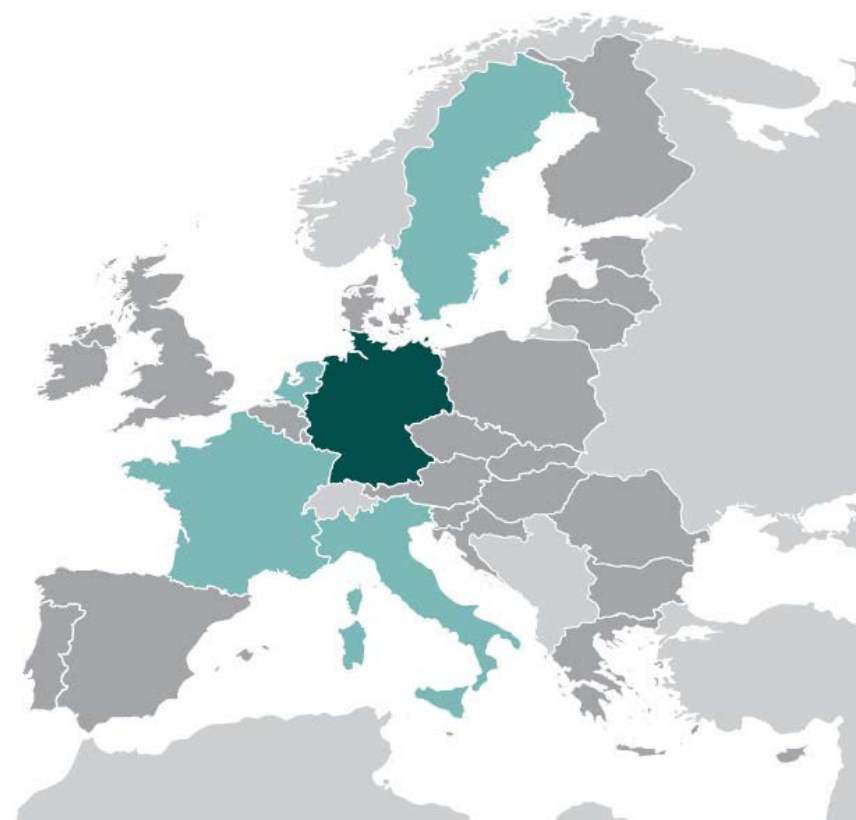


## Q12

N=279

### Economic and Social Policy

“Which other EU member states would your government see as essential partners in Economic and Social Policy?”

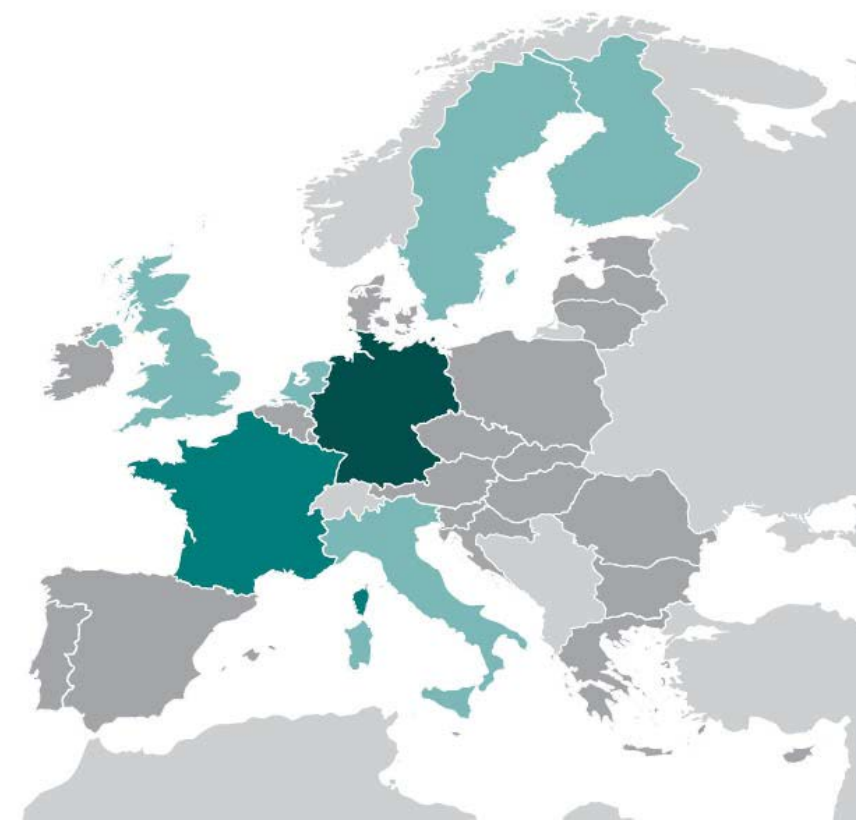


## Q13

N=279

### Fiscal Policy

“Which other EU member states would your government see as essential partners in Fiscal Policy?”



# Foreign and Development Policy Votes total EU


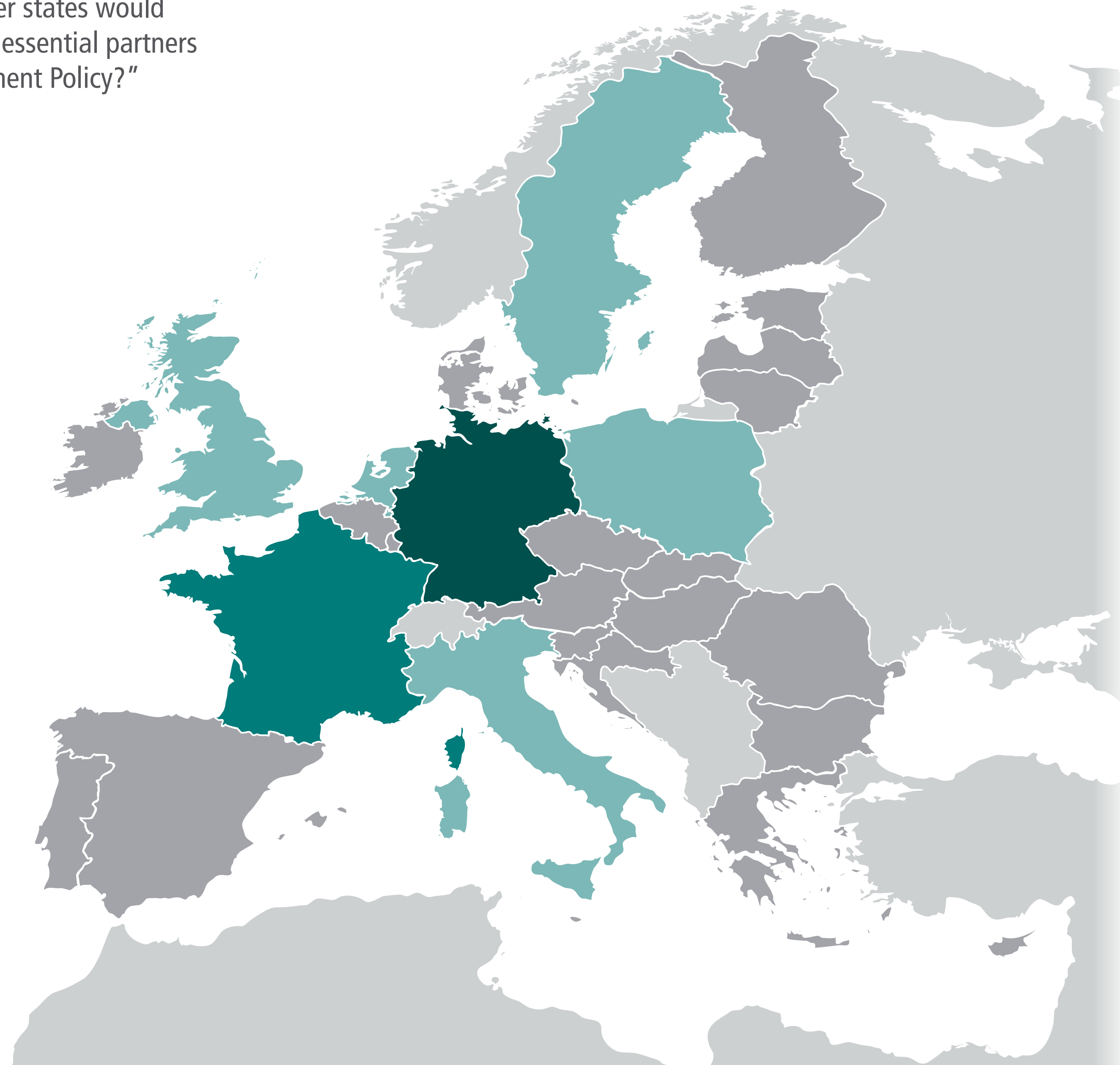
Q10

“Which other EU member states would your government see as essential partners in Foreign and Development Policy?”

EU	Affluent Seven ▶
Big Six ▶	Southern Seven ▶
Founding Six ▶	Visegrád Four ▶
Austria	Italy ▶
Belgium	Latvia
Bulgaria	Lithuania
Croatia	Luxembourg
Cyprus	Malta
Czech Rep. ▶	Netherlands ▶
Denmark ▶	Poland ▶
Estonia	Portugal ▶
Finland ▶	Romania
France ▶	Slovakia
Germany ▶	Slovenia
Greece	Spain ▶
Hungary ▶	Sweden
Ireland	UK ▶

Partners Overview

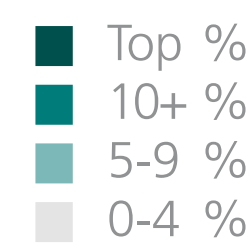
- Foreign and Development Policy
- Security and Defense Policy
- Economic and Social Policy
- Fiscal Policy



Of 1756 votes by 285 respondents, Germany received the most: 219

45.3%	Big 6	Share of votes for group
40.1%	Founding 6	
28.6%	Affluent 7	
25.5%	Southern 7	
12.2%	Visegrád 4	

12.5%	Germany	Share of votes for country
9.6%	France	
8.0%	UK	
6.6%	Sweden	
6.4%	Italy	
5.6%	Netherlands	
5.1%	Poland	
4.2%	Austria	
3.9%	Spain	
3.8%	Belgium	
3.2%	Finland	
2.9%	Denmark	
2.6%	Slovakia	
2.5%	Czech Rep.	
2.3%	Luxembourg	
2.1%	Estonia	
2.1%	Hungary	
1.9%	Portugal	
1.8%	Ireland	
1.8%	Lithuania	
1.7%	Greece	
1.6%	Latvia	
1.6%	Slovenia	
1.5%	Croatia	
1.3%	Romania	
1.1%	Malta	
1.0%	Cyprus	
0.8%	Bulgaria	



# Foreign and Development Policy Votes for Big Six by Big Six

Q10

“Which other EU member states would your government see as essential partners in Foreign and Development Policy?”

- EU
- Big Six ▶**
- Founding Six ▶
- Affluent Seven ▶
- Southern Seven ▶
- Visegrád Four ▶

- Austria
- Belgium
- Bulgaria
- Croatia
- Cyprus
- Czech Rep. ▶
- Denmark ▶
- Estonia
- Finland ▶
- France ▶
- Germany ▶
- Greece
- Hungary ▶
- Ireland
- Italy ▶
- Latvia
- Lithuania
- Luxembourg
- Malta
- Netherlands ▶
- Poland ▶
- Portugal ▶
- Romania
- Slovakia
- Slovenia
- Spain ▶
- Sweden
- UK ▶


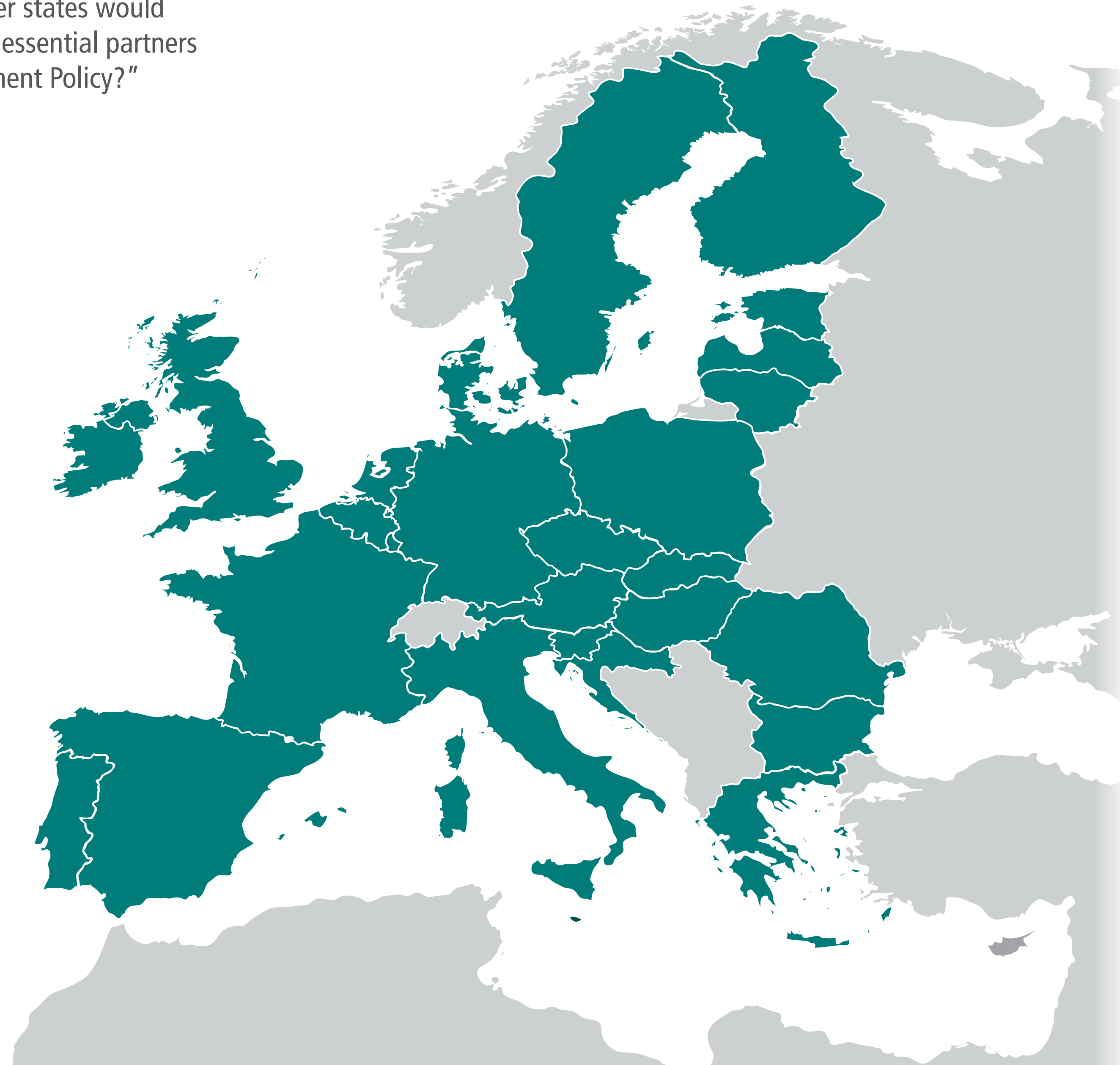
Partners Overview

**Foreign and Development Policy**

Security and Defense Policy

Economic and Social Policy

Fiscal Policy



Of 1756 votes by 285 respondents, Big 6 received 796 (45.3%)

Share of votes by group	Group
51%	Southern 7
50%	Founding 6
48%	Big 6
47%	Affluent 7
37%	Visegrád 4

Share of votes by country	Country
100%	Malta
73%	Greece
72%	UK
69%	Estonia
64%	Austria
63%	Portugal
56%	Germany
55%	France
53%	Czech Rep.
53%	Slovakia
51%	Lithuania
51%	Netherlands
51%	Slovenia
50%	Luxembourg
48%	Belgium
48%	Spain
45%	Denmark
42%	Ireland
42%	Italy
41%	Sweden
40%	Finland
38%	Latvia
36%	Croatia
35%	Hungary
33%	Bulgaria
28%	Poland
18%	Romania

Rounded results. 0% shares not shown.

# Foreign and Development Policy Votes for Big Six by Big Six

Q10

“Which other EU member states would your government see as essential partners in Foreign and Development Policy?”

- EU
- Big Six ▶**
- Founding Six ▶
- Affluent Seven ▶
- Southern Seven ▶
- Visegrád Four ▶

- Austria ▶
- Belgium ▶
- Bulgaria ▶
- Croatia ▶
- Cyprus ▶
- Czech Rep. ▶
- Denmark ▶
- Estonia ▶
- Finland ▶
- France ▶
- Germany ▶
- Greece ▶
- Hungary ▶
- Ireland ▶
- Italy ▶
- Latvia ▶
- Lithuania ▶
- Luxembourg ▶
- Malta ▶
- Netherlands ▶
- Poland ▶
- Portugal ▶
- Romania ▶
- Slovakia ▶
- Slovenia ▶
- Spain ▶
- Sweden ▶
- UK ▶


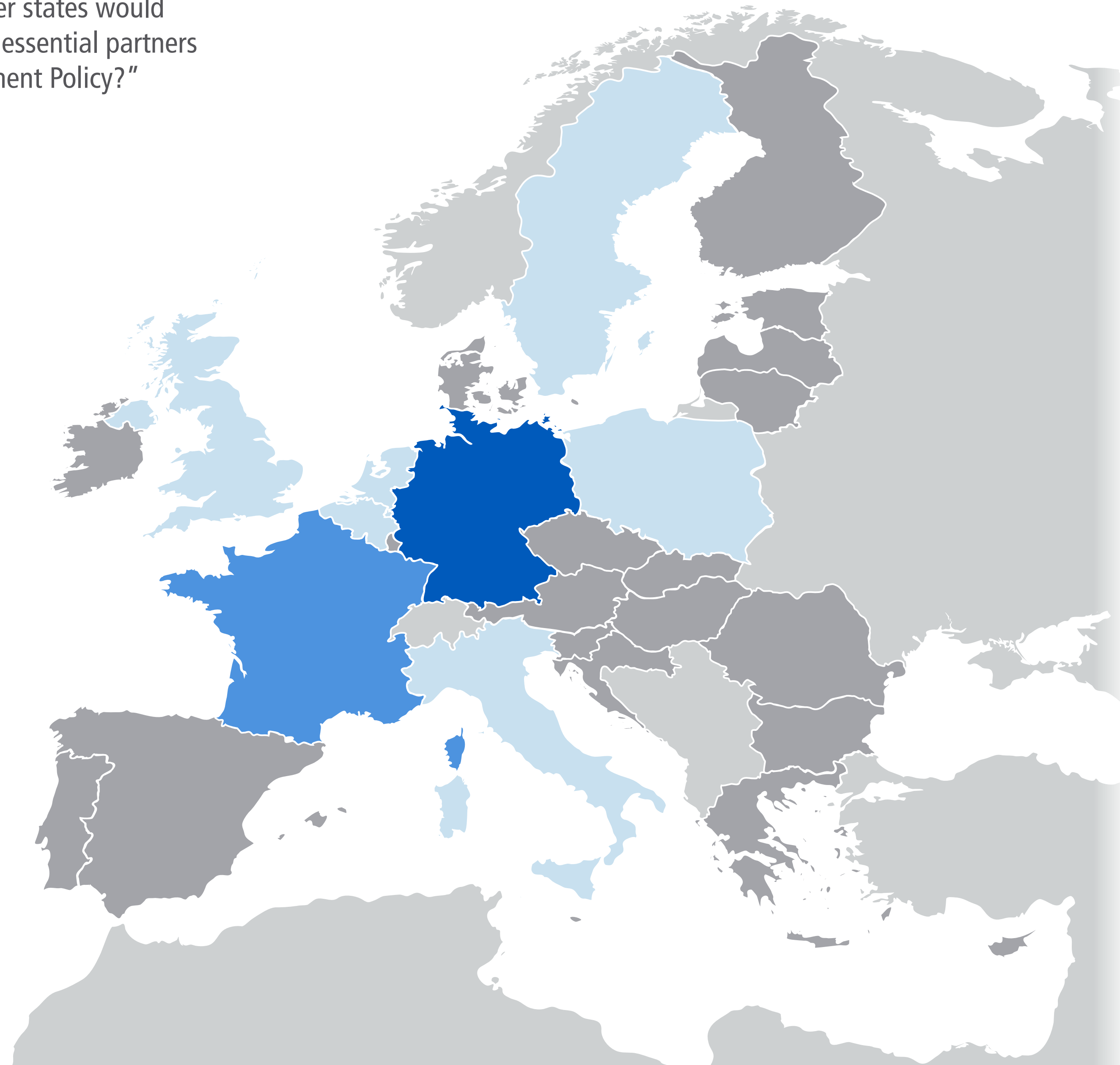
Partners Overview

**Foreign and Development Policy**

Security and Defense Policy

Economic and Social Policy

Fiscal Policy



Of 707 votes by 123 respondents, Germany received the most: 86

Share of votes for group	Group
48%	Big 6
43%	Founding 6
28%	Affluent 7
28%	Southern 7
12%	Visegrád 4

Share of votes for country	Country
12%	Germany
10%	France
9%	UK
7%	Italy
7%	Sweden
6%	Netherlands
5%	Belgium
5%	Poland
4%	Austria
4%	Spain
3%	Czech Rep.
3%	Denmark
3%	Luxembourg
3%	Portugal
2%	Estonia
2%	Finland
2%	Greece
2%	Hungary
2%	Ireland
2%	Lithuania
2%	Romania
2%	Slovakia
1%	Bulgaria
1%	Croatia
1%	Cyprus
1%	Latvia
1%	Malta
1%	Slovenia

Rounded results. 0% shares not shown.

# Foreign and Development Policy Votes for Founding Six by Founding Six

Q10

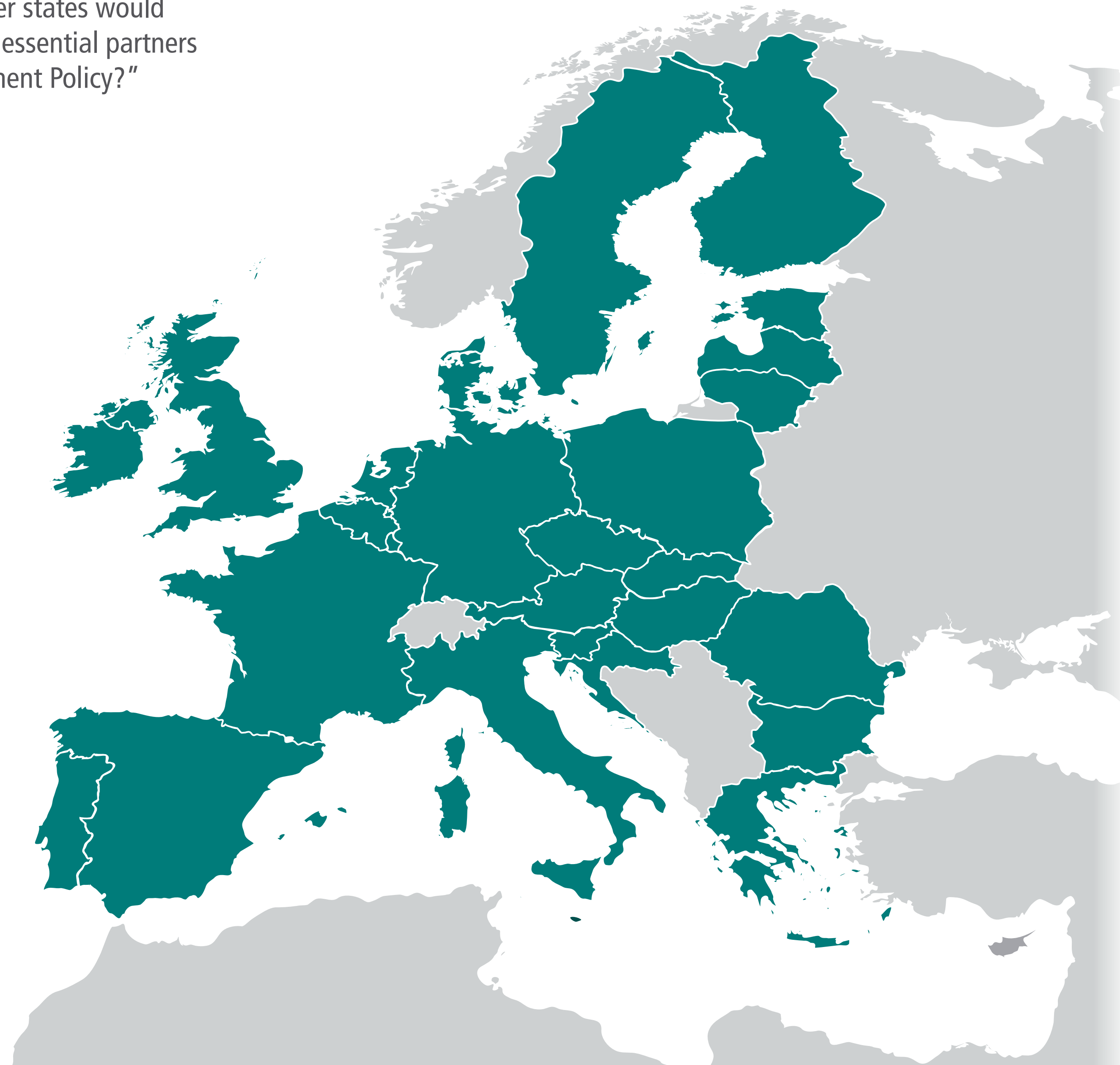
“Which other EU member states would your government see as essential partners in Foreign and Development Policy?”

- EU
- Big Six ▶
- Founding Six ▶**
- Affluent Seven ▶
- Southern Seven ▶
- Visegrád Four ▶

- Austria
- Belgium
- Bulgaria
- Croatia
- Cyprus
- Czech Rep. ▶
- Denmark ▶
- Estonia
- Finland ▶
- France ▶
- Germany ▶
- Greece
- Hungary ▶
- Ireland
- Italy ▶
- Latvia
- Lithuania
- Luxembourg
- Malta
- Netherlands ▶
- Poland ▶
- Portugal ▶
- Romania
- Slovakia
- Slovenia
- Spain ▶
- Sweden
- UK ▶

Partners Overview

- Foreign and Development Policy**
- Security and Defense Policy
- Economic and Social Policy
- Fiscal Policy



Of 1756 votes by 285 respondents, Founding 6 received 705 (40.1%)

Share of votes by group
47%
45%
43%
43%
24%

Share of votes by country
100%
69%
64%
62%
55%
55%
54%
52%
51%
51%
49%
46%
46%
44%
43%
41%
39%
39%
37%
35%
34%
33%
33%
28%
25%
23%
17%

Rounded results. 0% shares not shown.

# Foreign and Development Policy Votes for Founding Six by Founding Six

Q10


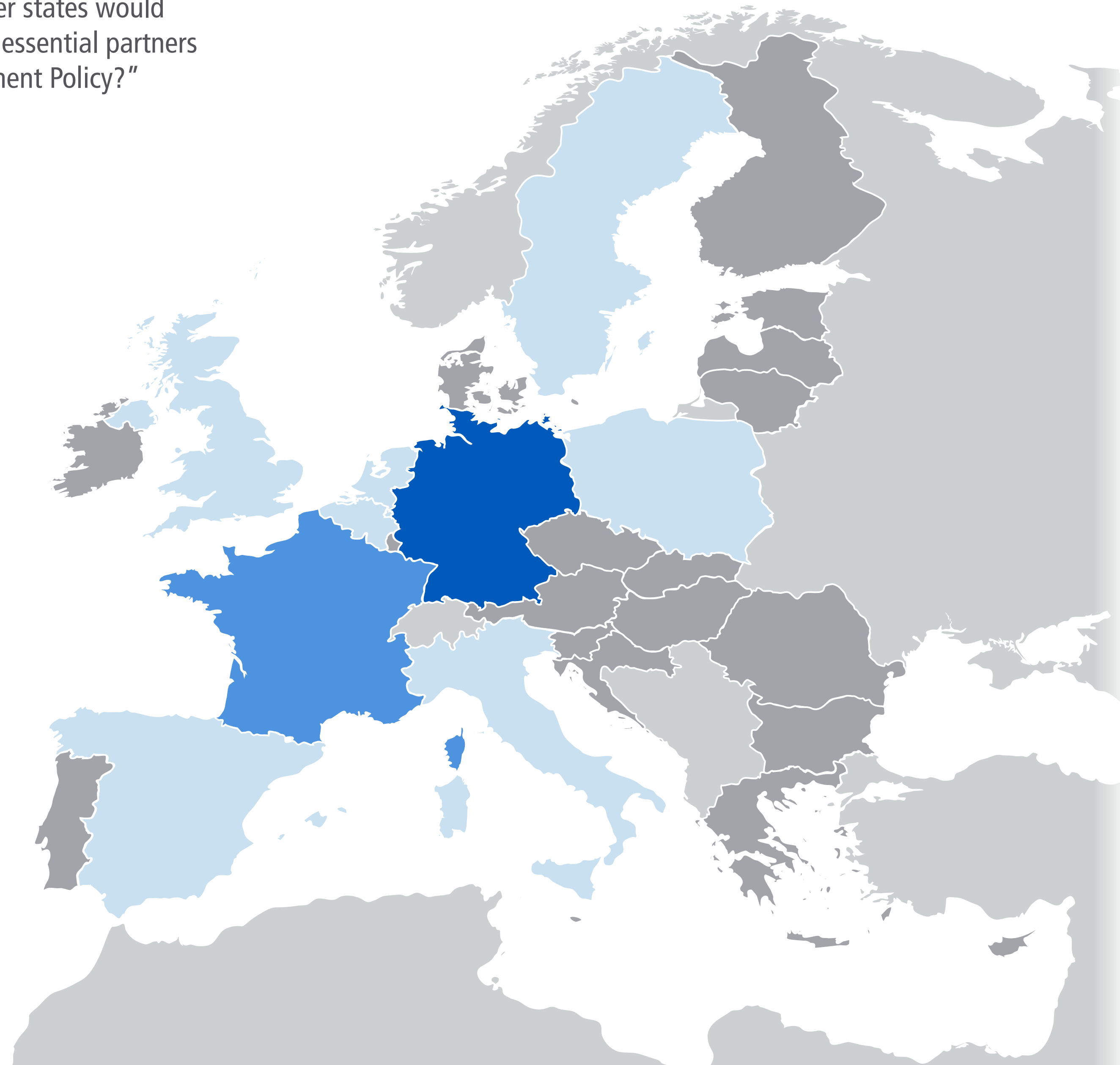
“Which other EU member states would your government see as essential partners in Foreign and Development Policy?”

- EU
- Big Six ▶
- Founding Six ▶**
- Affluent Seven ▶
- Southern Seven ▶
- Visegrád Four ▶

- Austria
- Belgium
- Bulgaria
- Croatia
- Cyprus
- Czech Rep. ▶
- Denmark ▶
- Estonia
- Finland ▶
- France ▶
- Germany ▶
- Greece
- Hungary ▶
- Ireland
- Italy ▶
- Latvia
- Lithuania
- Luxembourg
- Malta
- Netherlands ▶
- Poland ▶
- Portugal ▶
- Romania
- Slovakia
- Slovenia
- Spain ▶
- Sweden
- UK ▶

Partners Overview

- Foreign and Development Policy**
- Security and Defense Policy
- Economic and Social Policy
- Fiscal Policy



Of 587 votes by 94 respondents, Germany received the most: 68

Share of votes for group
50% Big 6
45% Founding 6
32% Affluent 7
30% Southern 7
7% Visegrád 4

Share of votes for country
12% Germany
11% France
9% UK
7% Italy
7% Sweden
6% Belgium
6% Netherlands
6% Spain
5% Poland
4% Austria
4% Luxembourg
3% Denmark
3% Finland
2% Greece
2% Ireland
2% Portugal
1% Bulgaria
1% Croatia
1% Cyprus
1% Czech Rep.
1% Estonia
1% Hungary
1% Latvia
1% Lithuania
1% Malta
1% Romania
1% Slovakia
1% Slovenia

Rounded results. 0% shares not shown.

# Foreign and Development Policy Votes for Affluent Seven by Affluent Seven

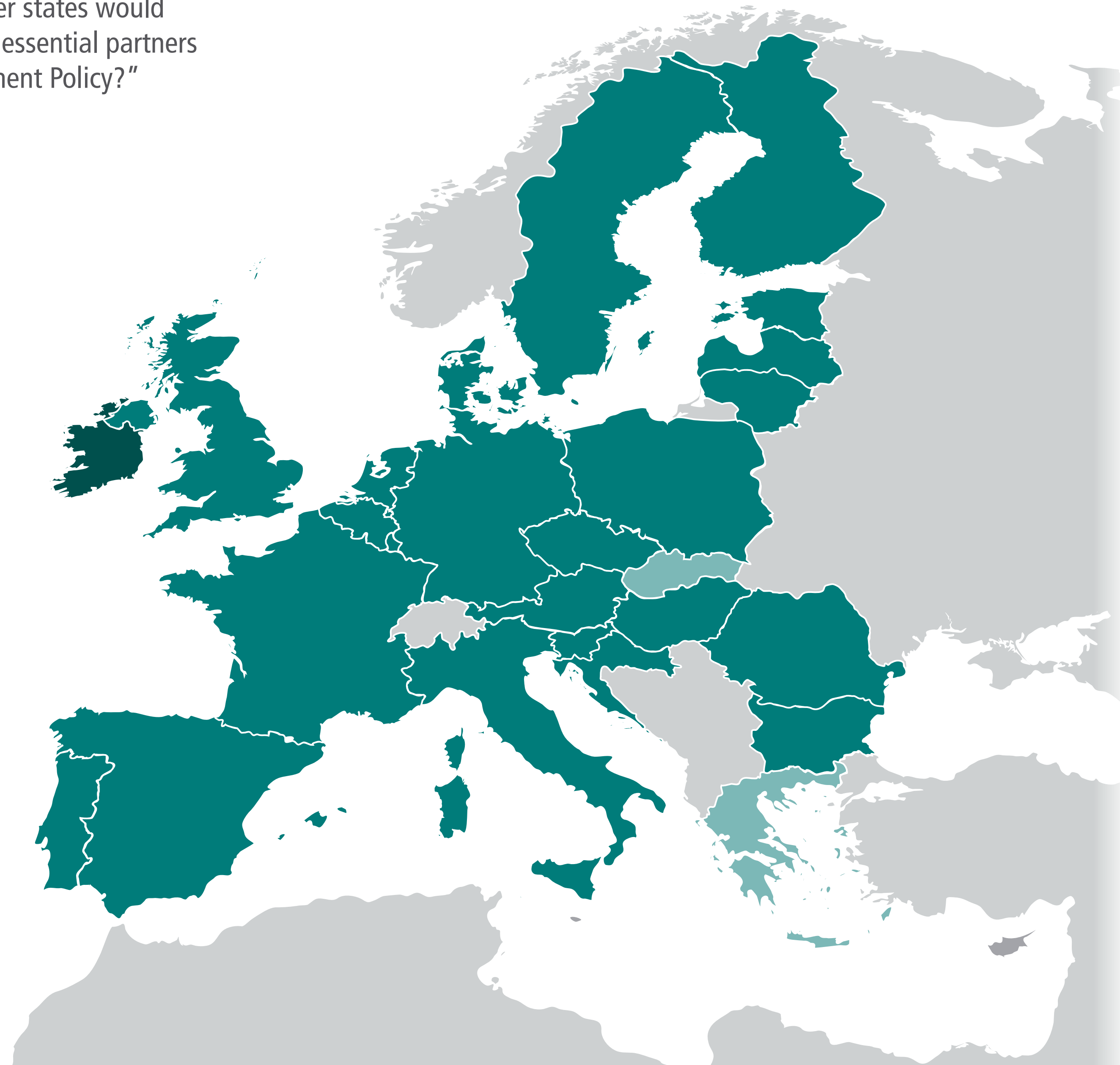
Q10

“Which other EU member states would your government see as essential partners in Foreign and Development Policy?”

- |                |                         |
|----------------|-------------------------|
| EU             | <b>Affluent Seven ▶</b> |
| Big Six ▶      | Southern Seven ▶        |
| Founding Six ▶ | Visegrád Four ▶         |
- 
- |              |               |
|--------------|---------------|
| Austria      | Italy ▶       |
| Belgium      | Latvia        |
| Bulgaria     | Lithuania     |
| Croatia      | Luxembourg    |
| Cyprus       | Malta         |
| Czech Rep. ▶ | Netherlands ▶ |
| Denmark ▶    | Poland ▶      |
| Estonia      | Portugal ▶    |
| Finland ▶    | Romania       |
| France ▶     | Slovakia      |
| Germany ▶    | Slovenia      |
| Greece       | Spain ▶       |
| Hungary ▶    | Sweden        |
| Ireland      | UK ▶          |

Partners Overview

- Foreign and Development Policy**
- Security and Defense Policy
- Economic and Social Policy
- Fiscal Policy



Of 1756 votes by 285 respondents, Affluent 7 received 503 (28.6%)

32%	Founding 6	Share of votes by group
30%	Affluent 7	
29%	Southern 7	
28%	Big 6	
19%	Visegrád 4	

58%	Ireland	Share of votes by country
49%	Finland	
43%	Croatia	
39%	France	
38%	Latvia	
37%	Germany	
36%	Luxembourg	
32%	Slovenia	
32%	Sweden	
31%	Denmark	
31%	Estonia	
31%	Portugal	
31%	Romania	
29%	Italy	
28%	Lithuania	
26%	Netherlands	
24%	Belgium	
24%	Czech Rep.	
22%	Spain	
22%	UK	
21%	Hungary	
20%	Bulgaria	
16%	Austria	
16%	Poland	
9%	Greece	
7%	Slovakia	

Rounded results. 0% shares not shown.

# Foreign and Development Policy Votes for Affluent Seven by Affluent Seven

Q10


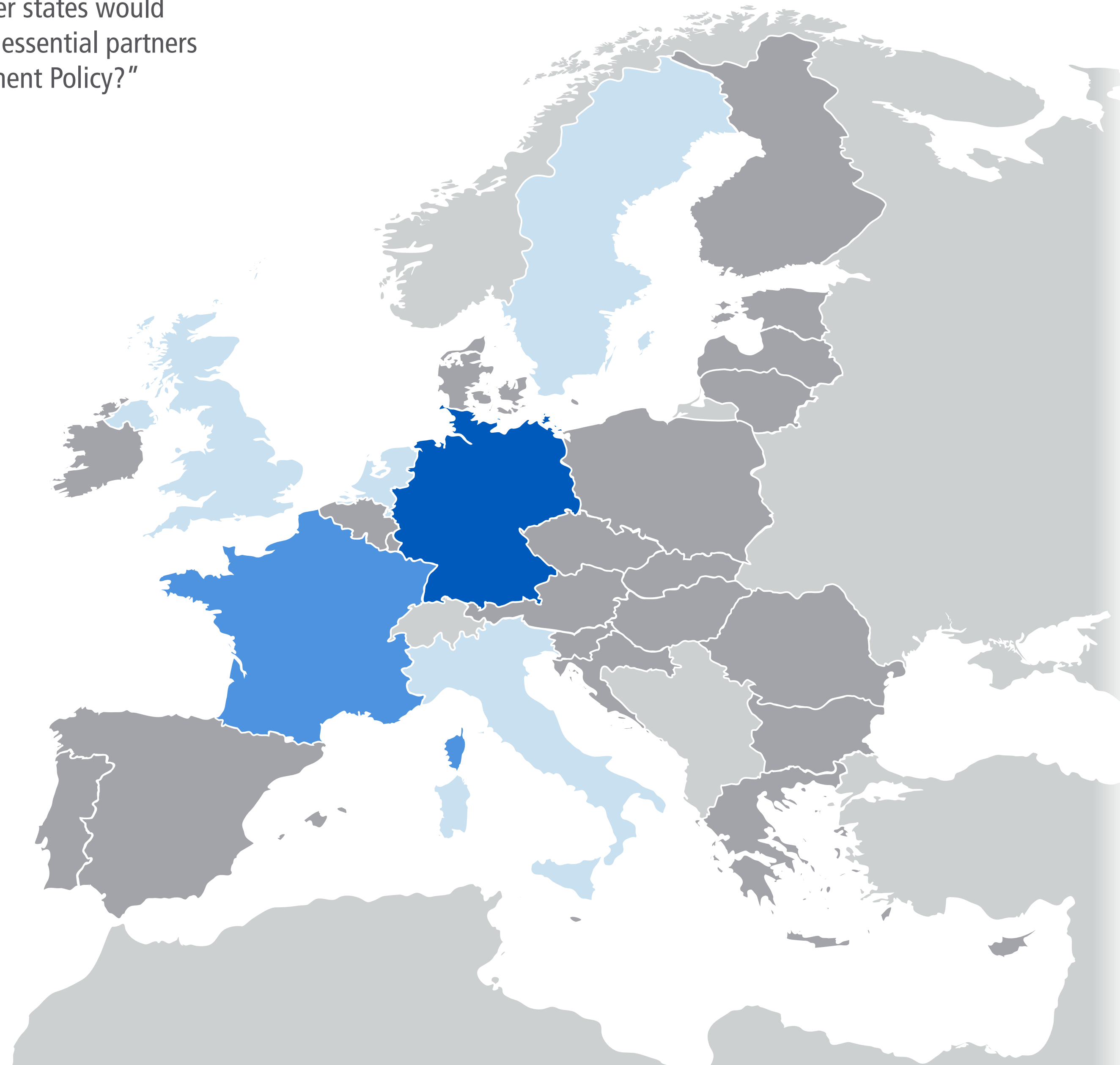
“Which other EU member states would your government see as essential partners in Foreign and Development Policy?”

- EU
- Big Six ▶
- Founding Six ▶
- Affluent Seven ▶**
- Southern Seven ▶
- Visegrád Four ▶

- |              |               |
|--------------|---------------|
| Austria      | Italy ▶       |
| Belgium      | Latvia        |
| Bulgaria     | Lithuania     |
| Croatia      | Luxembourg    |
| Cyprus       | Malta         |
| Czech Rep. ▶ | Netherlands ▶ |
| Denmark ▶    | Poland ▶      |
| Estonia      | Portugal ▶    |
| Finland ▶    | Romania       |
| France ▶     | Slovakia      |
| Germany ▶    | Slovenia      |
| Greece       | Spain ▶       |
| Hungary ▶    | Sweden        |
| Ireland      | UK ▶          |

Partners Overview

- Foreign and Development Policy**
- Security and Defense Policy
- Economic and Social Policy
- Fiscal Policy



Of 413 votes by 69 respondents, Germany received the most: 58

47%	Big 6	Share of votes for group
43%	Founding 6	
30%	Affluent 7	
26%	Southern 7	
8%	Visegrád 4	

14%	Germany	Share of votes for country
11%	France	
8%	Sweden	
8%	UK	
7%	Italy	
6%	Netherlands	
4%	Finland	
4%	Poland	
3%	Austria	
3%	Belgium	
3%	Denmark	
3%	Spain	
2%	Estonia	
2%	Ireland	
2%	Latvia	
2%	Lithuania	
2%	Luxembourg	
2%	Portugal	
1%	Bulgaria	
1%	Croatia	
1%	Cyprus	
1%	Czech Rep.	
1%	Greece	
1%	Hungary	
1%	Malta	
1%	Romania	
1%	Slovakia	
1%	Slovenia	

- Top %
- 10+ %
- 5-9 %
- 1-4 %

Rounded results. 0% shares not shown.



# Foreign and Development Policy Votes for Southern Seven by Southern Seven

Q10

“Which other EU member states would your government see as essential partners in Foreign and Development Policy?”

- EU
- Big Six ▶
- Founding Six ▶
- Affluent Seven ▶
- Southern Seven ▶**
- Visegrád Four ▶

- Austria
- Belgium
- Bulgaria
- Croatia
- Cyprus
- Czech Rep. ▶
- Denmark ▶
- Estonia
- Finland ▶
- France ▶
- Germany ▶
- Greece
- Hungary ▶
- Ireland
- Italy ▶
- Latvia
- Lithuania
- Luxembourg
- Malta
- Netherlands ▶
- Poland ▶
- Portugal ▶
- Romania
- Slovakia
- Slovenia
- Spain ▶
- Sweden
- UK ▶

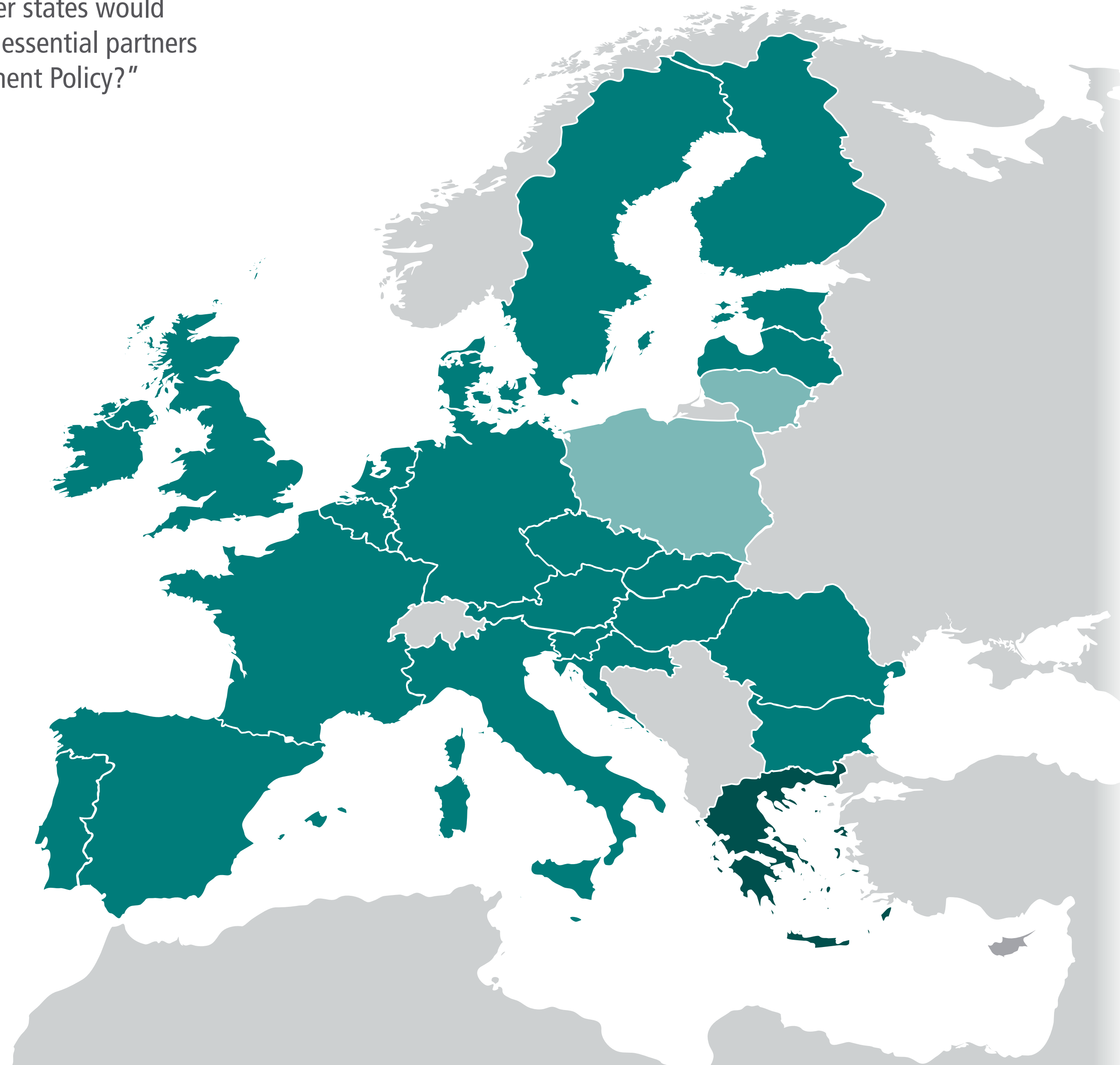
Partners Overview

**Foreign and Development Policy**

Security and Defense Policy

Economic and Social Policy

Fiscal Policy



Of 1756 votes by 285 respondents, Southern 7 received 447 (25.5%)

Share of votes by group
32% Southern 7
30% Founding 6
28% Big 6
26% Affluent 7
10% Visegrád 4

Share of votes by country
64% Greece
50% Malta
39% Portugal
38% Estonia
38% UK
36% Austria
36% Germany
36% Luxembourg
35% Spain
33% Belgium
30% Netherlands
29% Bulgaria
29% Croatia
28% Italy
27% Romania
27% Slovenia
25% France
23% Sweden
22% Denmark
17% Ireland
15% Finland
15% Latvia
14% Czech Rep.
13% Slovakia
10% Hungary
9% Lithuania
7% Poland

Rounded results. 0% shares not shown.

# Foreign and Development Policy Votes for Southern Seven by Southern Seven

Q10

“Which other EU member states would your government see as essential partners in Foreign and Development Policy?”

- EU
- Big Six ▶
- Founding Six ▶
- Affluent Seven ▶
- Southern Seven ▶**
- Visegrád Four ▶

- |              |               |
|--------------|---------------|
| Austria      | Italy ▶       |
| Belgium      | Latvia        |
| Bulgaria     | Lithuania     |
| Croatia      | Luxembourg    |
| Cyprus       | Malta         |
| Czech Rep. ▶ | Netherlands ▶ |
| Denmark ▶    | Poland ▶      |
| Estonia      | Portugal ▶    |
| Finland ▶    | Romania       |
| France ▶     | Slovakia      |
| Germany ▶    | Slovenia      |
| Greece       | Spain ▶       |
| Hungary ▶    | Sweden        |
| Ireland      | UK ▶          |


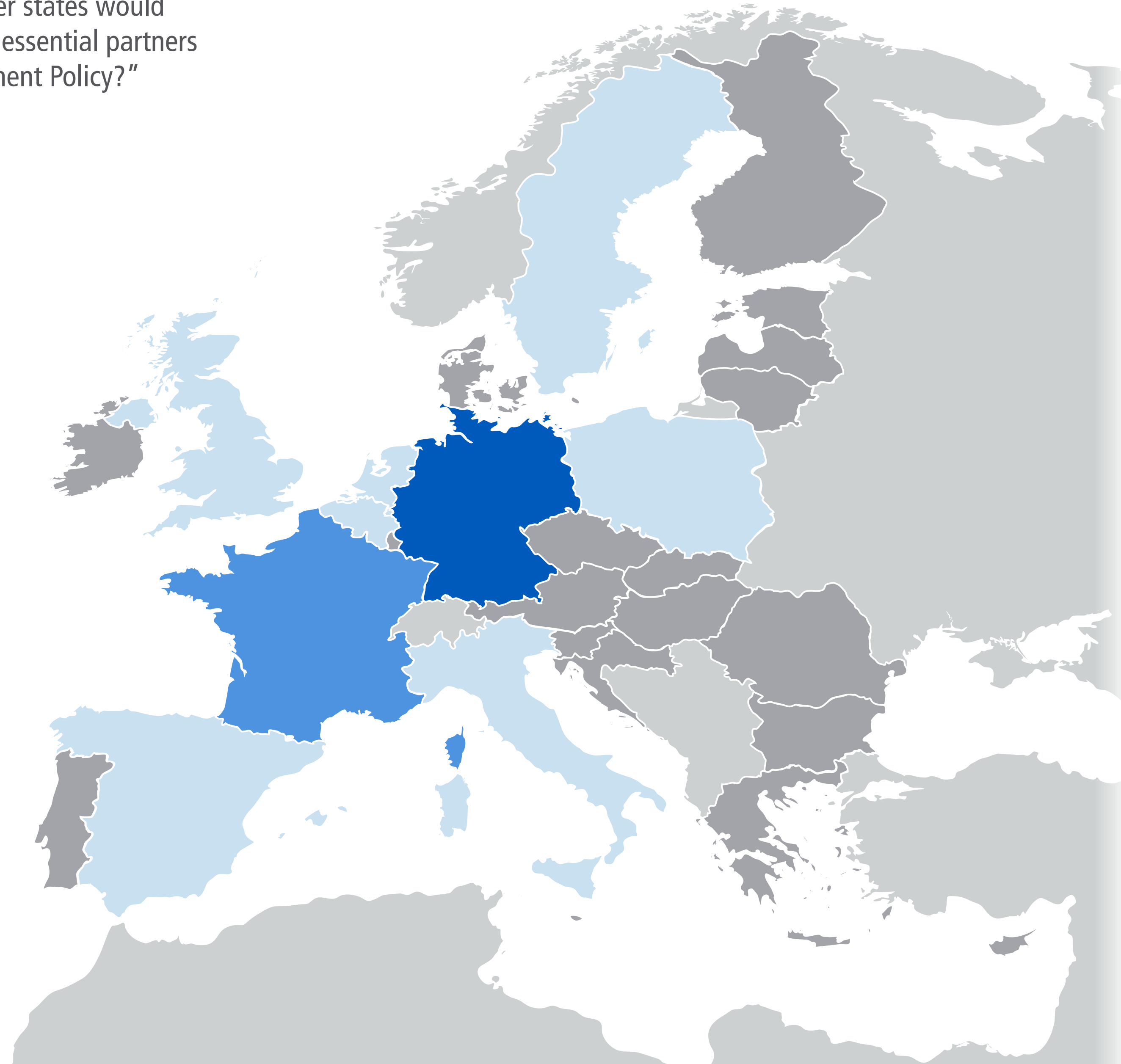
Partners Overview

**Foreign and Development Policy**

Security and Defense Policy

Economic and Social Policy

Fiscal Policy



Of 557 votes by 90 respondents, Germany received the most: 80

51%	Big 6	Share of votes for group
47%	Founding 6	
32%	Southern 7	
29%	Affluent 7	
8%	Visegrád 4	

14%	Germany	Share of votes for country
10%	France	
8%	Italy	
8%	UK	
6%	Belgium	
6%	Netherlands	
6%	Spain	
6%	Sweden	
5%	Poland	
4%	Austria	
3%	Denmark	
3%	Greece	
3%	Luxembourg	
3%	Portugal	
2%	Finland	
2%	Ireland	
1%	Bulgaria	
1%	Croatia	
1%	Cyprus	
1%	Czech Rep.	
1%	Estonia	
1%	Hungary	
1%	Latvia	
1%	Lithuania	
1%	Malta	
1%	Romania	
1%	Slovakia	
1%	Slovenia	

- Top %
- 10+ %
- 5-9 %
- 1-4 %

Rounded results. 0% shares not shown.

# Foreign and Development Policy Votes for Visegrád Four by Visegrád Four

Q10

“Which other EU member states would your government see as essential partners in Foreign and Development Policy?”

- EU
- Big Six ▶
- Founding Six ▶
- Affluent Seven ▶
- Southern Seven ▶
- Visegrád Four ▶**

- Austria
- Belgium
- Bulgaria
- Croatia
- Cyprus
- Czech Rep. ▶
- Denmark ▶
- Estonia
- Finland ▶
- France ▶
- Germany ▶
- Greece
- Hungary ▶
- Ireland
- Italy ▶
- Latvia
- Lithuania
- Luxembourg
- Malta
- Netherlands ▶
- Poland ▶
- Portugal ▶
- Romania
- Slovakia
- Slovenia
- Spain ▶
- Sweden
- UK ▶


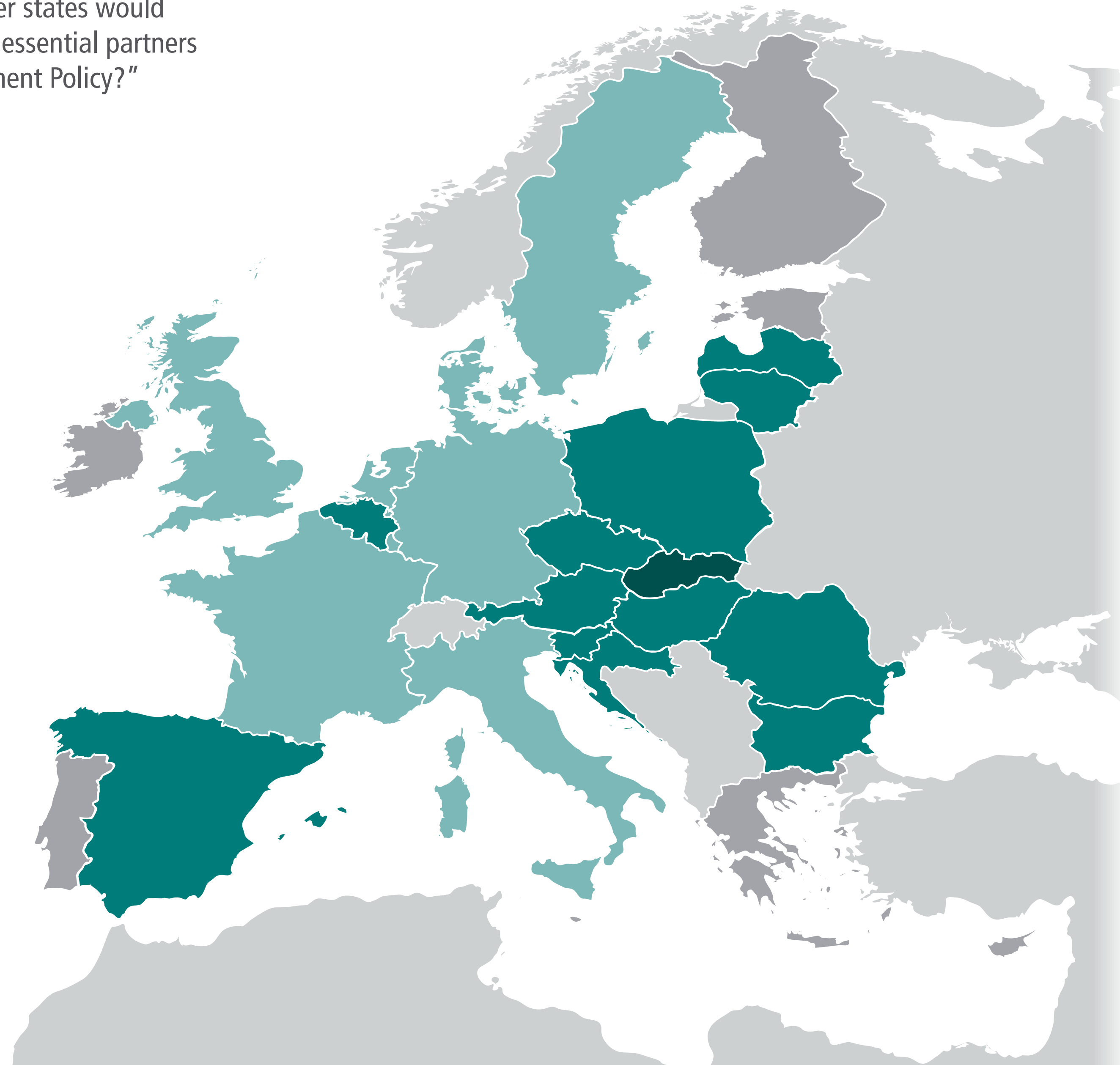
Partners Overview

**Foreign and Development Policy**

Security and Defense Policy

Economic and Social Policy

Fiscal Policy



Of 1756 votes by 285 respondents, Visegrád 4 received 215 (12.2%)

Share of votes by group	Group
29%	Visegrád 4
12%	Big 6
8%	Affluent 7
8%	Southern 7
7%	Founding 6

Share of votes by country	Country
53%	Slovakia
29%	Poland
27%	Czech Rep.
27%	Hungary
17%	Slovenia
16%	Austria
14%	Croatia
13%	Latvia
13%	Spain
12%	Lithuania
12%	Romania
11%	Bulgaria
10%	Belgium
9%	Germany
9%	UK
8%	Denmark
8%	Netherlands
7%	Italy
6%	France
5%	Luxembourg
5%	Sweden
4%	Ireland
4%	Portugal
2%	Finland

- Top %
- 10+ %
- 5-9 %
- 1-4 %

Rounded results. 0% shares not shown.

# Foreign and Development Policy Votes for Visegrád Four by Visegrád Four

Q10

“Which other EU member states would your government see as essential partners in Foreign and Development Policy?”

- EU
- Big Six ▶
- Founding Six ▶
- Affluent Seven ▶
- Southern Seven ▶
- Visegrád Four ▶**

- Austria
- Belgium
- Bulgaria
- Croatia
- Cyprus
- Czech Rep. ▶
- Denmark ▶
- Estonia
- Finland ▶
- France ▶
- Germany ▶
- Greece
- Hungary ▶
- Ireland
- Italy ▶
- Latvia
- Lithuania
- Luxembourg
- Malta
- Netherlands ▶
- Poland ▶
- Portugal ▶
- Romania
- Slovakia
- Slovenia
- Spain ▶
- Sweden
- UK ▶


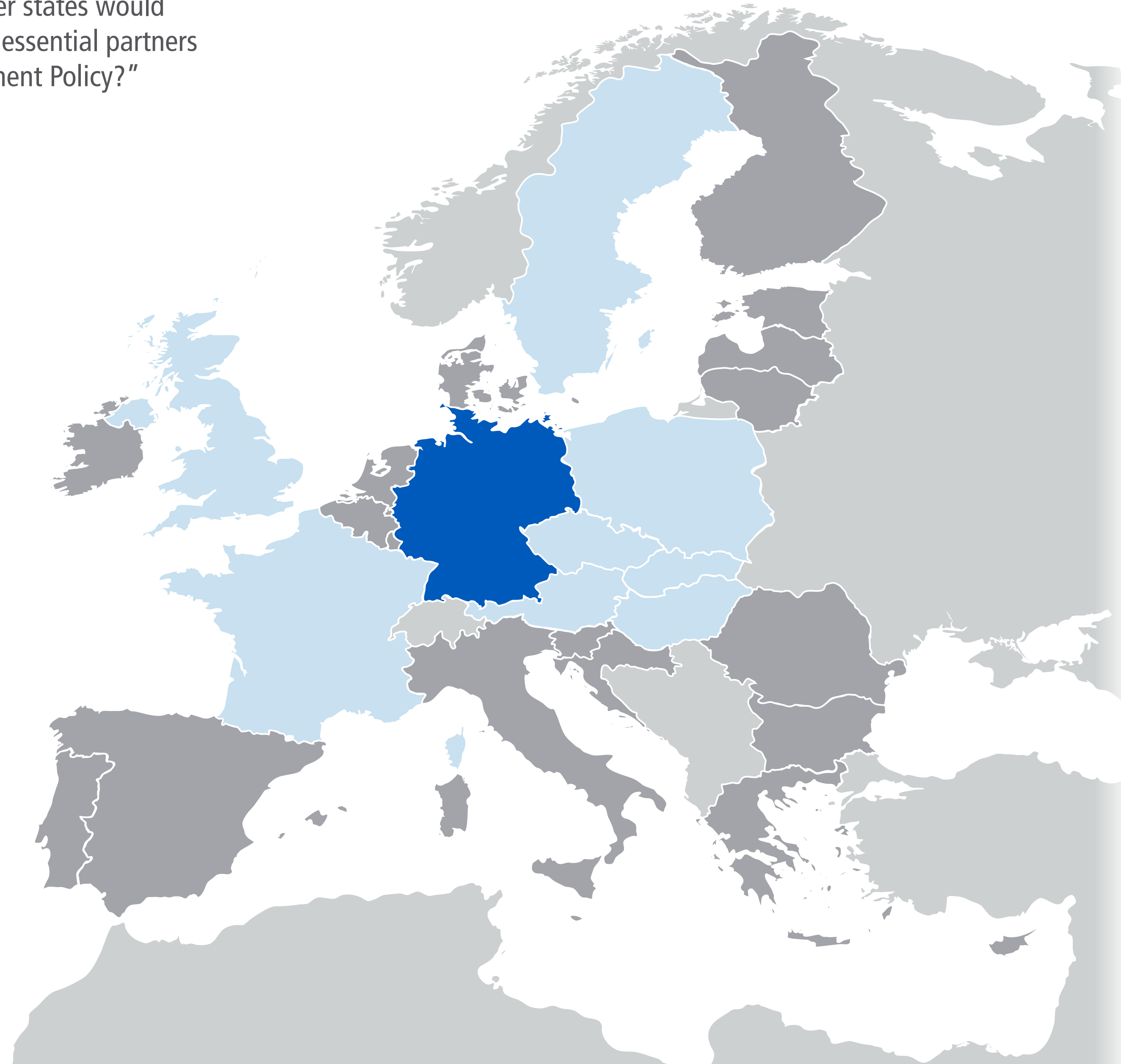
Partners Overview

**Foreign and Development Policy**

Security and Defense Policy

Economic and Social Policy

Fiscal Policy



Of 302 votes by 56 respondents, Germany received the most: 39

Share of votes for group	Group
37%	Big 6
29%	Visegrád 4
24%	Founding 6
19%	Affluent 7
10%	Southern 7

Share of votes for country	Country
13%	Germany
9%	Slovakia
9%	UK
8%	Czech Rep.
7%	Poland
5%	Austria
5%	France
5%	Hungary
5%	Sweden
4%	Lithuania
3%	Croatia
3%	Estonia
3%	Finland
3%	Latvia
3%	Slovenia
2%	Denmark
2%	Italy
2%	Netherlands
2%	Romania
2%	Spain
1%	Belgium
1%	Bulgaria
1%	Ireland
1%	Luxembourg

- Top %
- 10+ %
- 5-9 %
- 1-4 %

Rounded results. 0% shares not shown.

# Foreign and Development Policy Votes for Austria

Q10

“Which other EU member states would your government see as essential partners in Foreign and Development Policy?”

- EU
- Big Six ▶
- Founding Six ▶
- Affluent Seven ▶
- Southern Seven ▶
- Visegrád Four ▶

- Austria**
- Belgium
- Bulgaria
- Croatia
- Cyprus
- Czech Rep. ▶
- Denmark ▶
- Estonia
- Finland ▶
- France ▶
- Germany ▶
- Greece
- Hungary ▶
- Ireland
- Italy ▶
- Latvia
- Lithuania
- Luxembourg
- Malta
- Netherlands ▶
- Poland ▶
- Portugal ▶
- Romania
- Slovakia
- Slovenia
- Spain ▶
- Sweden
- UK ▶


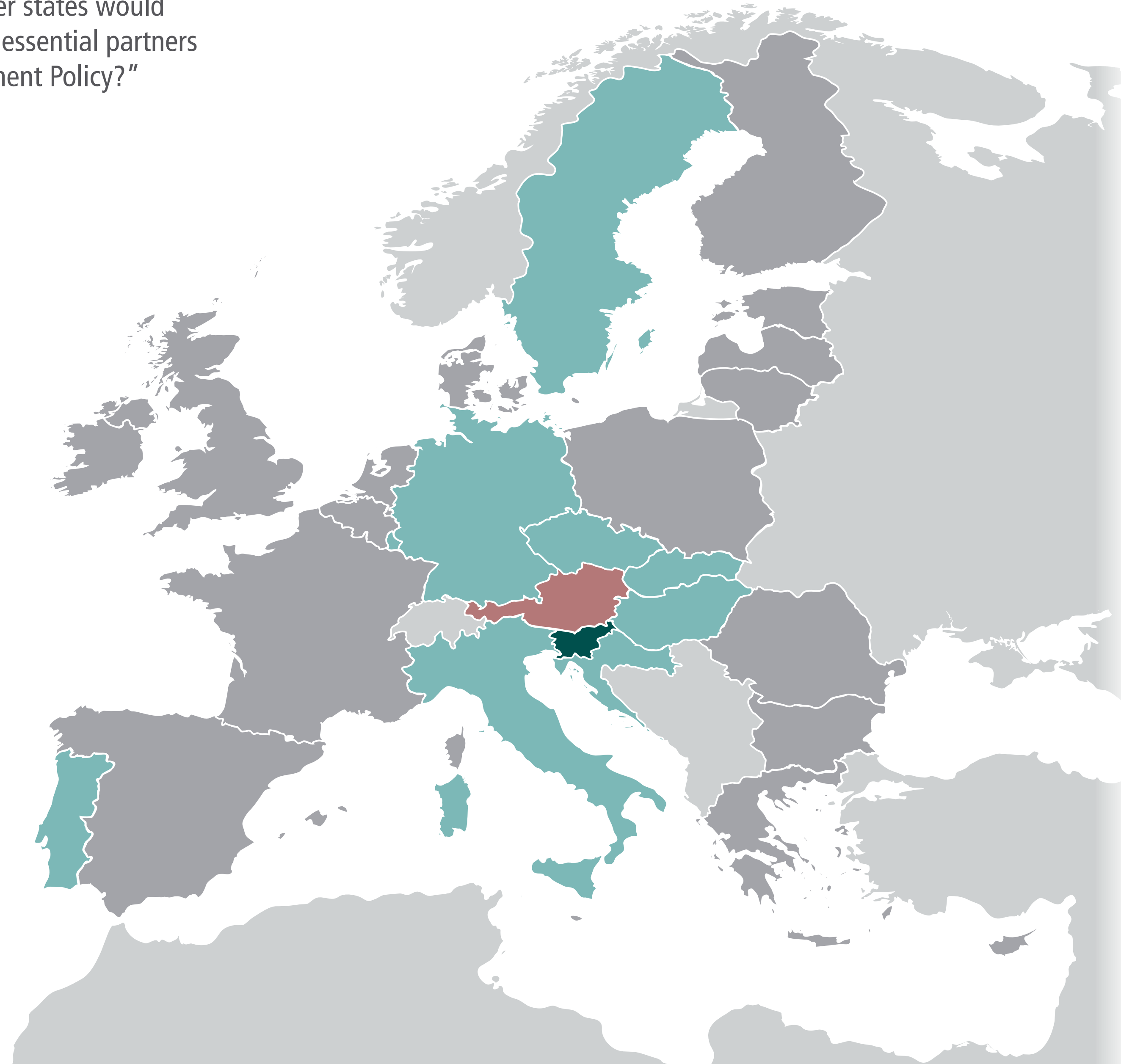
Partners Overview

**Foreign and Development Policy**

Security and Defense Policy

Economic and Social Policy

Fiscal Policy



Of 1756 votes by 285 respondents, Austria received 73 (4.2%)

Share of votes by group	Group
5%	Visegrád 4
4%	Big 6
4%	Founding 6
4%	Southern 7
3%	Affluent 7

Share of votes by country	Country
15%	Slovenia
8%	Czech Rep.
7%	Croatia
7%	Hungary
7%	Slovakia
7%	Sweden
6%	Germany
5%	Italy
5%	Luxembourg
5%	Portugal
4%	Bulgaria
4%	Ireland
4%	Netherlands
4%	Romania
4%	Spain
3%	Denmark
3%	Latvia
2%	Belgium
2%	Finland
2%	France
1%	Poland

- Top %
- 10+ %
- 5-9 %
- 1-4 %

Rounded results. 0% shares not shown.

# Foreign and Development Policy Votes for Belgium

Q10

“Which other EU member states would your government see as essential partners in Foreign and Development Policy?”

- EU
- Big Six ▶
- Founding Six ▶
- Affluent Seven ▶
- Southern Seven ▶
- Visegrád Four ▶

- Austria
- Belgium**
- Bulgaria
- Croatia
- Cyprus
- Czech Rep. ▶
- Denmark ▶
- Estonia
- Finland ▶
- France ▶
- Germany ▶
- Greece
- Hungary ▶
- Ireland
- Italy ▶
- Latvia
- Lithuania
- Luxembourg
- Malta
- Netherlands ▶
- Poland ▶
- Portugal ▶
- Romania
- Slovakia
- Slovenia
- Spain ▶
- Sweden
- UK ▶


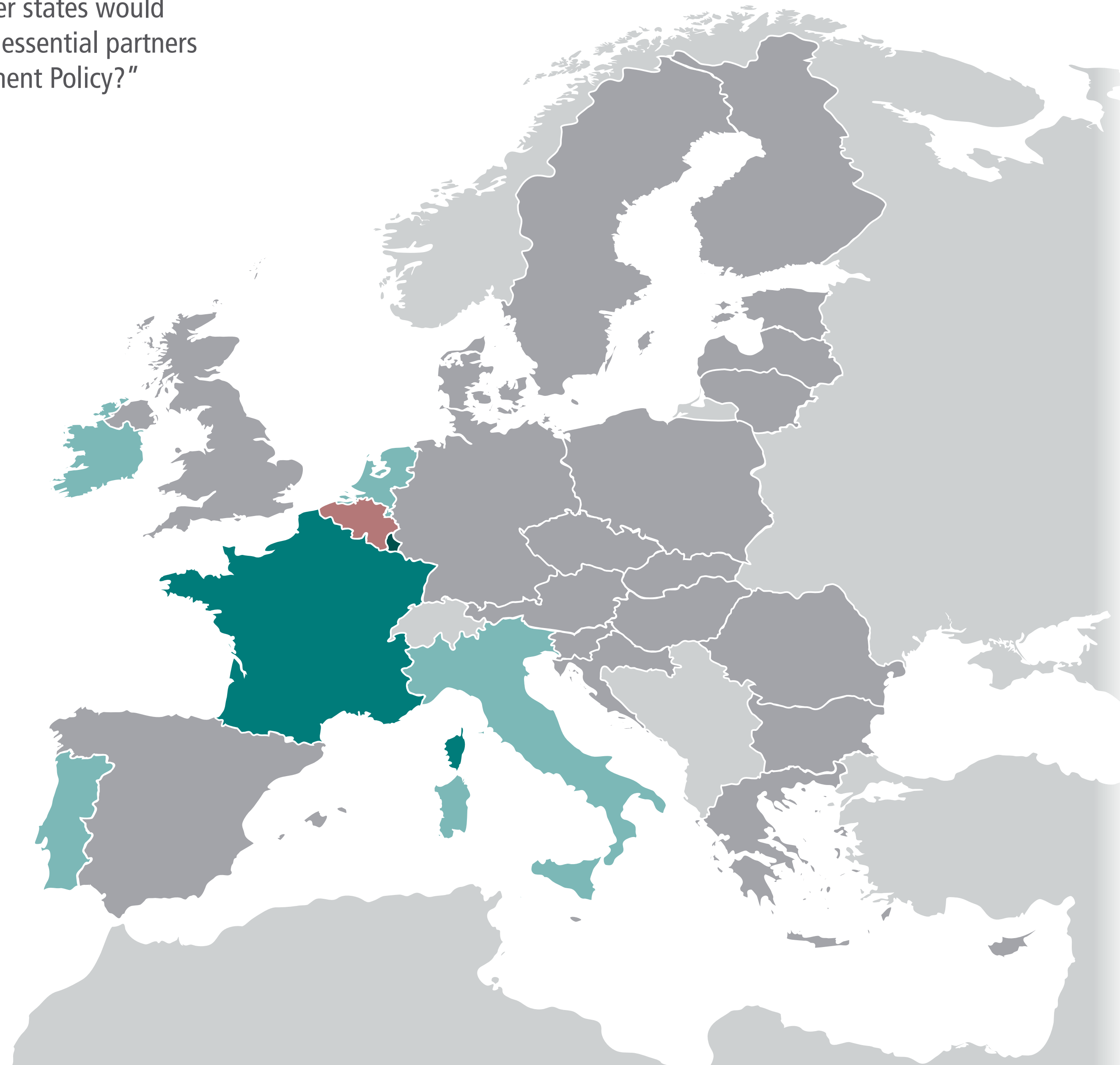
Partners Overview

**Foreign and Development Policy**

Security and Defense Policy

Economic and Social Policy

Fiscal Policy



Of 1756 votes by 285 respondents, Belgium received 66 (3.8%)

Share of votes by group	
6%	Founding 6
6%	Southern 7
5%	Big 6
3%	Affluent 7
1%	Visegrád 4

Share of votes by country	
14%	Luxembourg
11%	France
8%	Ireland
6%	Portugal
5%	Italy
5%	Netherlands
4%	Austria
4%	Finland
4%	Romania
4%	Spain
3%	Germany
3%	Hungary
3%	Latvia
3%	UK
2%	Bulgaria
2%	Denmark
2%	Slovenia
2%	Sweden

- Top %
- 10+ %
- 5-9 %
- 1-4 %

Rounded results. 0% shares not shown.

# Foreign and Development Policy Votes for Bulgaria

Q10

“Which other EU member states would your government see as essential partners in Foreign and Development Policy?”

- EU
- Big Six ▶
- Founding Six ▶
- Affluent Seven ▶
- Southern Seven ▶
- Visegrád Four ▶

- Austria
- Belgium
- Bulgaria**
- Croatia
- Cyprus
- Czech Rep. ▶
- Denmark ▶
- Estonia
- Finland ▶
- France ▶
- Germany ▶
- Greece
- Hungary ▶
- Ireland
- Italy ▶
- Latvia
- Lithuania
- Luxembourg
- Malta
- Netherlands ▶
- Poland ▶
- Portugal ▶
- Romania
- Slovakia
- Slovenia
- Spain ▶
- Sweden
- UK ▶

Partners Overview

**Foreign and Development Policy**

Security and Defense Policy

Economic and Social Policy

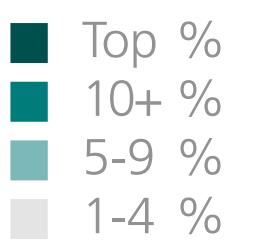
Fiscal Policy



Of 1756 votes by 285 respondents, Bulgaria received 14 (0.8%)

Share of votes by group	Group
1%	Affluent 7
1%	Big 6
1%	Founding 6
1%	Southern 7
1%	Visegrád 4

Share of votes by country	Country
2%	Belgium
2%	Czech Rep.
2%	Hungary
2%	Italy
2%	Spain
1%	Denmark
1%	Netherlands
1%	Portugal
1%	Romania



Rounded results. 0% shares not shown.

# Foreign and Development Policy Votes for Croatia

Q10

“Which other EU member states would your government see as essential partners in Foreign and Development Policy?”

- EU
- Big Six ▶
- Founding Six ▶
- Affluent Seven ▶
- Southern Seven ▶
- Visegrád Four ▶

- Austria
- Belgium
- Bulgaria
- Croatia**
- Cyprus
- Czech Rep. ▶
- Denmark ▶
- Estonia
- Finland ▶
- France ▶
- Germany ▶
- Greece
- Hungary ▶
- Ireland
- Italy ▶
- Latvia
- Lithuania
- Luxembourg
- Malta
- Netherlands ▶
- Poland ▶
- Portugal ▶
- Romania
- Slovakia
- Slovenia
- Spain ▶
- Sweden
- UK ▶

Partners Overview

**Foreign and Development Policy**

Security and Defense Policy

Economic and Social Policy

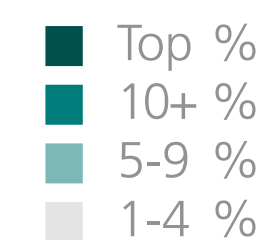
Fiscal Policy



Of 1756 votes by 285 respondents, Croatia received 27 (1.5%)

Share of votes by group	
3%	Visegrád 4
1%	Affluent 7
1%	Big 6
1%	Founding 6
1%	Southern 7

Share of votes by country	
5%	Bulgaria
5%	Slovenia
4%	Austria
4%	Hungary
4%	Romania
2%	Belgium
2%	Czech Rep.
2%	Netherlands
2%	Poland
1%	Denmark
1%	Italy
1%	Spain



Rounded results. 0% shares not shown.



Croatia



Design

Findings

Chapters

Preferences

Influence

**Partners**

Policies

ecfr.eu/eucoalitionexplorer



# Foreign and Development Policy Votes for Cyprus

Q10

“Which other EU member states would your government see as essential partners in Foreign and Development Policy?”

- EU
- Big Six ▶
- Founding Six ▶
- Affluent Seven ▶
- Southern Seven ▶
- Visegrád Four ▶

- Austria
- Belgium
- Bulgaria
- Croatia
- Cyprus**
- Czech Rep. ▶
- Denmark ▶
- Estonia
- Finland ▶
- France ▶
- Germany ▶
- Greece
- Hungary ▶
- Ireland
- Italy ▶
- Latvia
- Lithuania
- Luxembourg
- Malta
- Netherlands ▶
- Poland ▶
- Portugal ▶
- Romania
- Slovakia
- Slovenia
- Spain ▶
- Sweden
- UK ▶

Partners Overview

**Foreign and Development Policy**

Security and Defense Policy

Economic and Social Policy

Fiscal Policy



Of 1756 votes by 285 respondents, Cyprus received 17 (1%)

1% Affluent 7  
1% Big 6  
1% Founding 6  
1% Southern 7

Share of votes by group

9% Greece  
5% Luxembourg  
4% Romania  
2% Belgium  
2% Bulgaria  
2% Denmark  
2% Spain  
1% Hungary  
1% Italy  
1% Netherlands

Share of votes by country

■ Top %  
■ 10+ %  
■ 5-9 %  
■ 1-4 %

Rounded results. 0% shares not shown.



Cyprus



Design

Findings

Chapters

Preferences

Influence

**Partners**

Policies

ecfr.eu/eucoalitionexplorer

# Foreign and Development Policy Votes for Czech Rep. by Czech Rep.

Q10

“Which other EU member states would your government see as essential partners in Foreign and Development Policy?”

- EU
- Big Six ▶
- Founding Six ▶
- Affluent Seven ▶
- Southern Seven ▶
- Visegrád Four ▶

- Austria
- Belgium
- Bulgaria
- Croatia
- Cyprus
- Czech Rep. ▶**
- Denmark ▶
- Estonia
- Finland ▶
- France ▶
- Germany ▶
- Greece
- Hungary ▶
- Ireland
- Italy ▶
- Latvia
- Lithuania
- Luxembourg
- Malta
- Netherlands ▶
- Poland ▶
- Portugal ▶
- Romania
- Slovakia
- Slovenia
- Spain ▶
- Sweden
- UK ▶

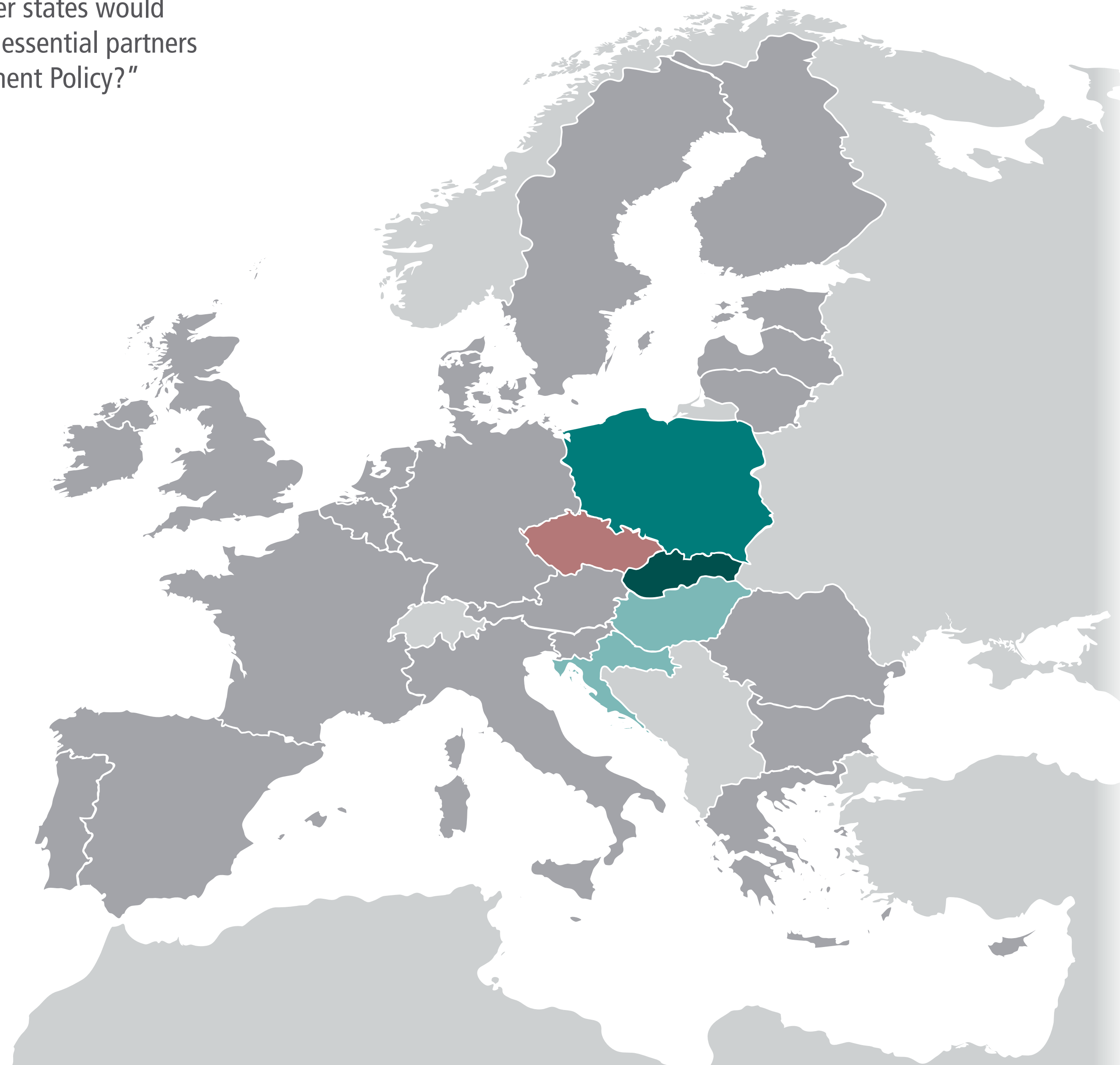
Partners Overview

**Foreign and Development Policy**

Security and Defense Policy

Economic and Social Policy

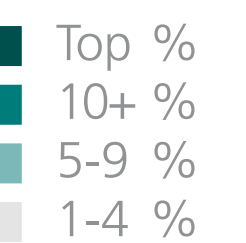
Fiscal Policy



Of 1756 votes by 285 respondents, Czech Rep. received 44 (2.5%)

Share of votes by group	
8%	Visegrád 4
3%	Big 6
1%	Affluent 7
1%	Founding 6
1%	Southern 7

Share of votes by country	
27%	Slovakia
10%	Poland
8%	Hungary
7%	Croatia
4%	Austria
4%	Romania
3%	Spain
2%	Belgium
2%	Bulgaria
2%	Denmark
2%	Slovenia
1%	Germany
1%	Italy
1%	Netherlands



Rounded results. 0% shares not shown.

# Foreign and Development Policy Votes for Czech Rep. by Czech Rep.

Q10

“Which other EU member states would your government see as essential partners in Foreign and Development Policy?”

- EU
- Big Six ▶
- Founding Six ▶
- Affluent Seven ▶
- Southern Seven ▶
- Visegrád Four ▶

- Austria
- Belgium
- Bulgaria
- Croatia
- Cyprus
- Czech Rep. ▶**
- Denmark ▶
- Estonia
- Finland ▶
- France ▶
- Germany ▶
- Greece
- Hungary ▶
- Ireland
- Italy ▶
- Latvia
- Lithuania
- Luxembourg
- Malta
- Netherlands ▶
- Poland ▶
- Portugal ▶
- Romania
- Slovakia
- Slovenia
- Spain ▶
- Sweden
- UK ▶

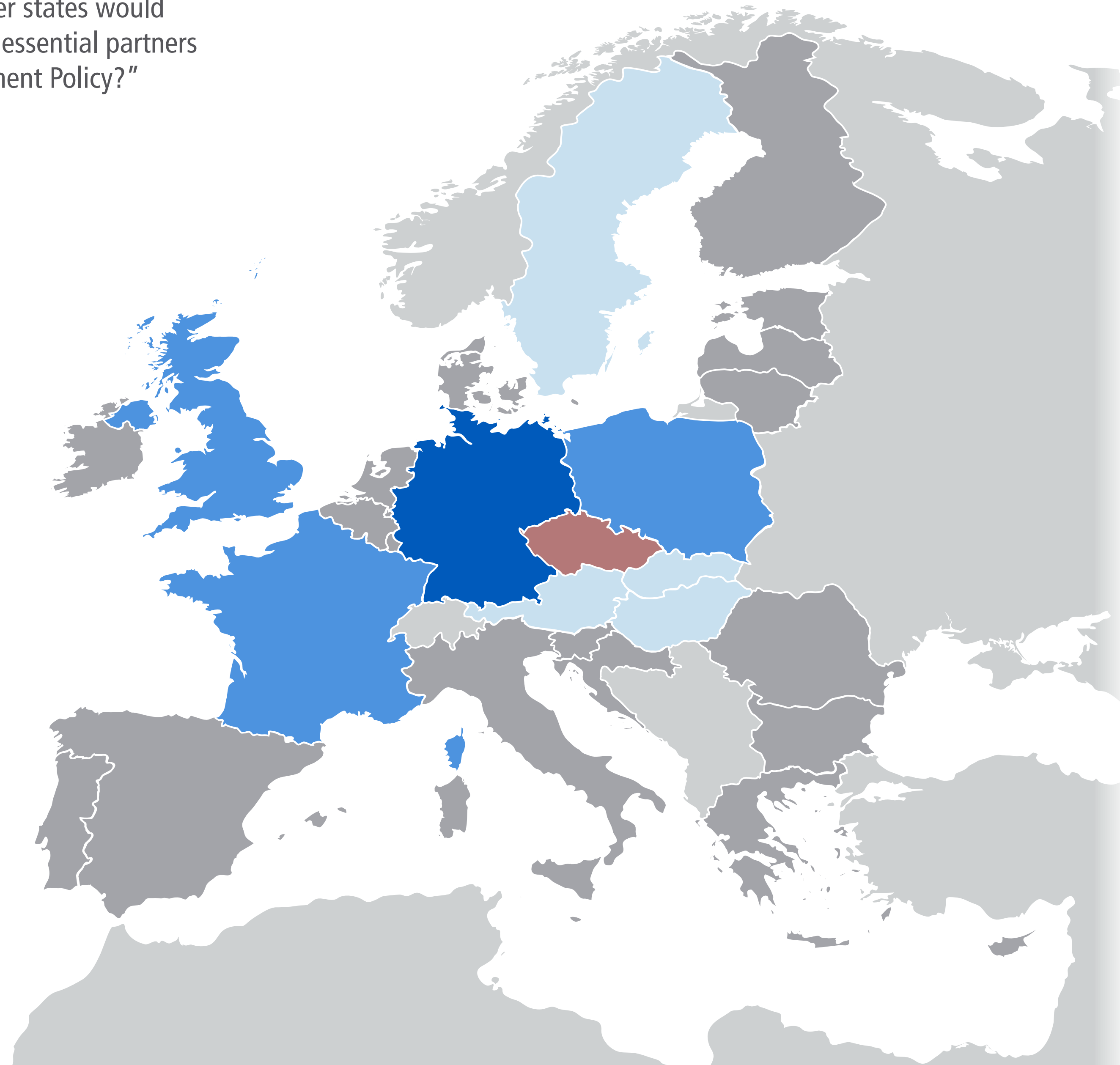
Partners Overview

**Foreign and Development Policy**

Security and Defense Policy

Economic and Social Policy

Fiscal Policy



Of 59 votes by 10 respondents, Germany received the most: 10

Group	Share of votes for group
Big 6	53%
Founding 6	34%
Visegrád 4	27%
Affluent 7	24%
Southern 7	14%

Country	Share of votes for country
Germany	17%
France	12%
Poland	12%
UK	10%
Austria	8%
Slovakia	8%
Hungary	7%
Sweden	7%
Denmark	3%
Netherlands	3%
Bulgaria	2%
Croatia	2%
Estonia	2%
Finland	2%
Italy	2%
Latvia	2%
Lithuania	2%

■ Top %  
 ■ 10+ %  
 ■ 5-9 %  
 ■ 1-4 %

Rounded results. 0% shares not shown.

# Foreign and Development Policy Votes for Denmark by Denmark

Q10

“Which other EU member states would your government see as essential partners in Foreign and Development Policy?”

- EU
- Big Six ▶
- Founding Six ▶
- Affluent Seven ▶
- Southern Seven ▶
- Visegrád Four ▶

- Austria
- Belgium
- Bulgaria
- Croatia
- Cyprus
- Czech Rep. ▶
- Denmark ▶**
- Estonia
- Finland ▶
- France ▶
- Germany ▶
- Greece
- Hungary ▶
- Ireland
- Italy ▶
- Latvia
- Lithuania
- Luxembourg
- Malta
- Netherlands ▶
- Poland ▶
- Portugal ▶
- Romania
- Slovakia
- Slovenia
- Spain ▶
- Sweden
- UK ▶

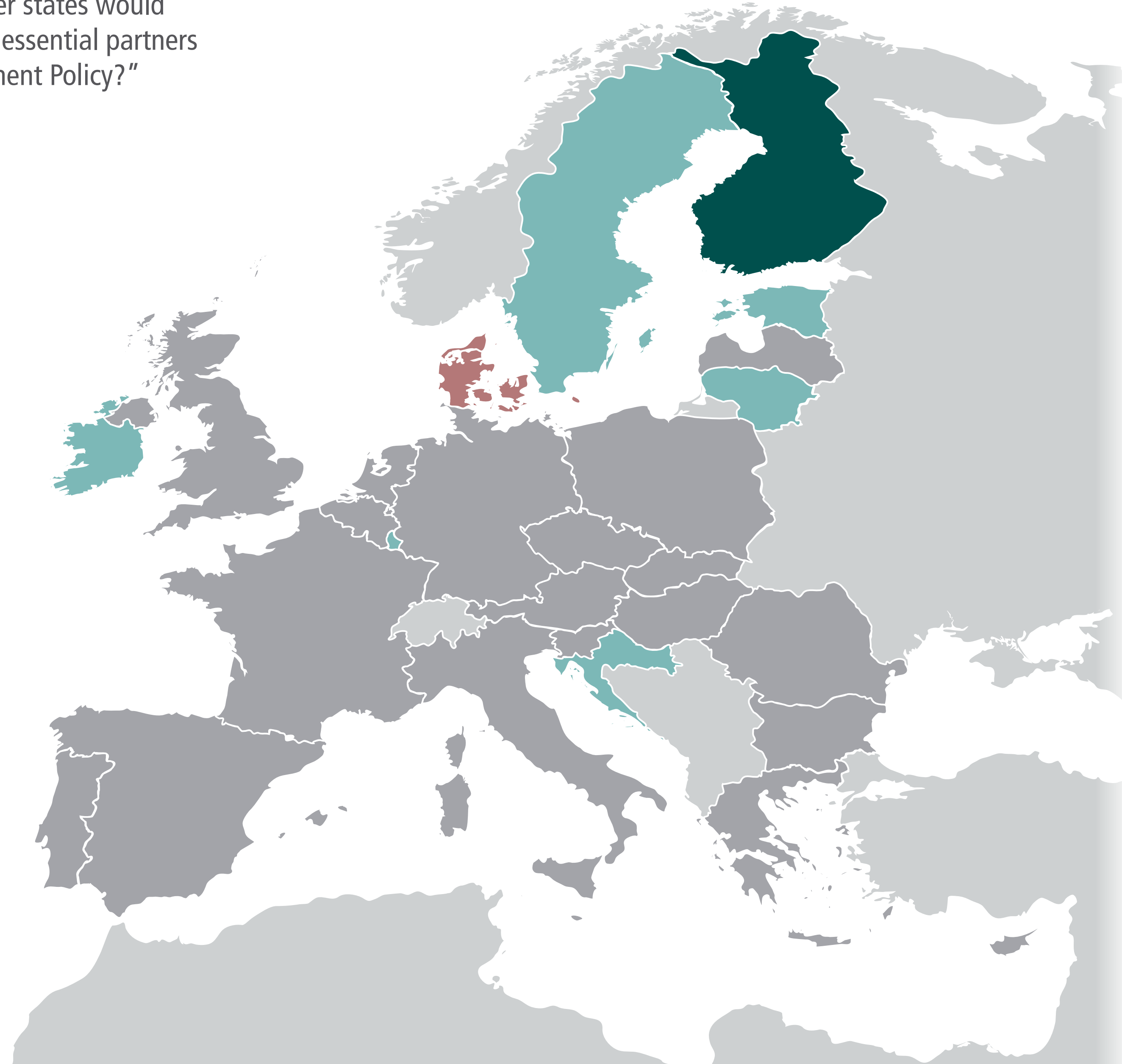
Partners Overview

**Foreign and Development Policy**

Security and Defense Policy

Economic and Social Policy

Fiscal Policy



Of 1756 votes by 285 respondents, Denmark received 51 (2.9%)

Share of votes by group
3%
3%
3%
3%
2%

Share of votes by country
11%
8%
8%
7%
7%
5%
5%
4%
3%
3%
3%
3%
3%
3%
3%
3%
2%
2%
2%
2%
2%
2%
2%
2%
2%

Top %  
10+ %  
5-9 %  
1-4 %

Rounded results. 0% shares not shown.

# Foreign and Development Policy Votes for Denmark by Denmark

Q10

“Which other EU member states would your government see as essential partners in Foreign and Development Policy?”

- EU
- Big Six ▶
- Founding Six ▶
- Affluent Seven ▶
- Southern Seven ▶
- Visegrád Four ▶

- Austria
- Belgium
- Bulgaria
- Croatia
- Cyprus
- Czech Rep. ▶
- Denmark ▶**
- Estonia
- Finland ▶
- France ▶
- Germany ▶
- Greece
- Hungary ▶
- Ireland
- Italy ▶
- Latvia
- Lithuania
- Luxembourg
- Malta
- Netherlands ▶
- Poland ▶
- Portugal ▶
- Romania
- Slovakia
- Slovenia
- Spain ▶
- Sweden
- UK ▶

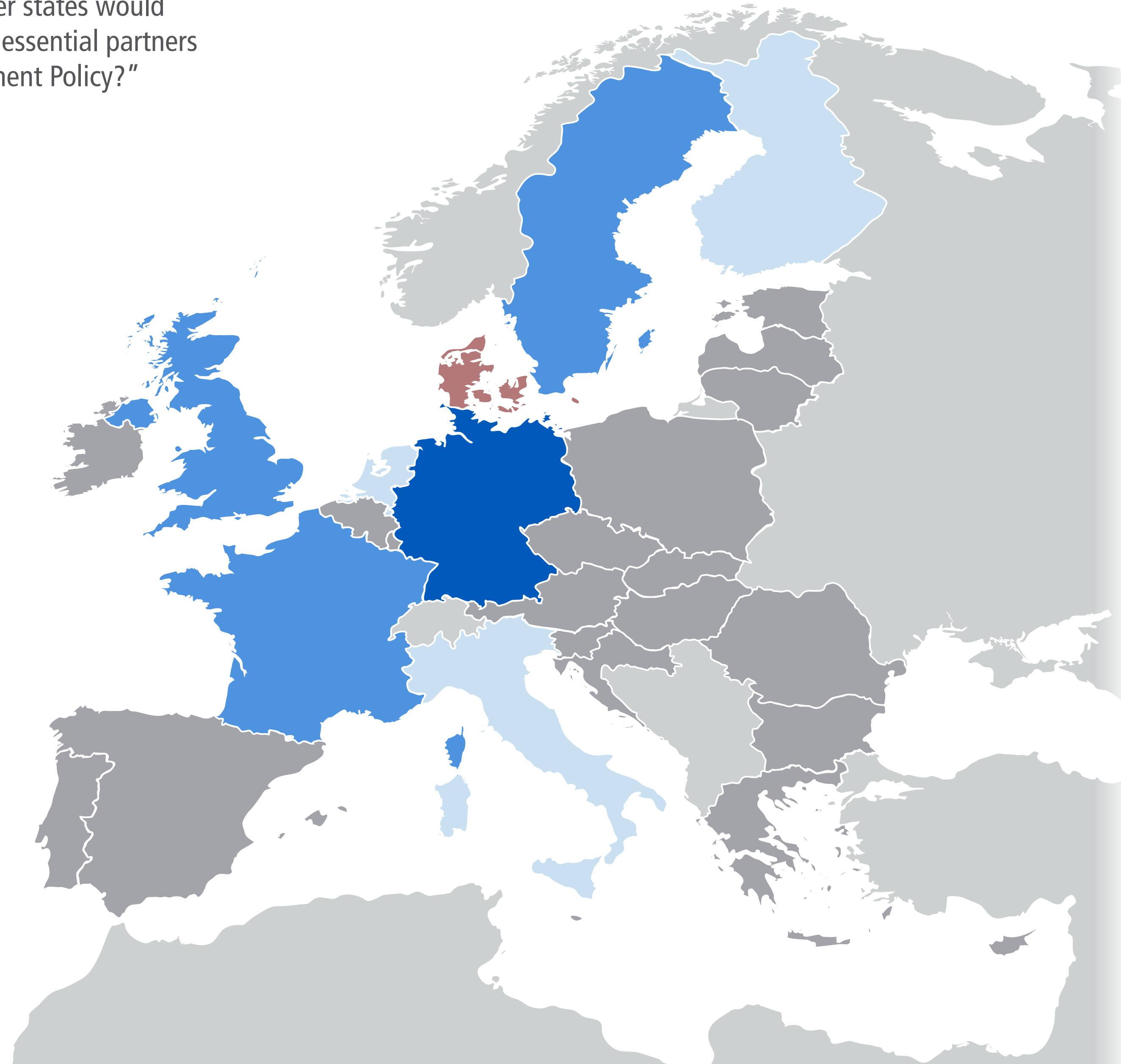
Partners Overview

**Foreign and Development Policy**

Security and Defense Policy

Economic and Social Policy

Fiscal Policy



Of 121 votes by 23 respondents, Germany received the most: 16

Group	Share of votes for group
Big 6	45%
Founding 6	39%
Affluent 7	31%
Southern 7	22%
Visegrád 4	8%

Country	Share of votes for country
Germany	13%
UK	12%
France	10%
Sweden	10%
Netherlands	8%
Finland	7%
Italy	5%
Poland	4%
Austria	3%
Belgium	2%
Cyprus	2%
Czech Rep.	2%
Estonia	2%
Greece	2%
Hungary	2%
Ireland	2%
Latvia	2%
Lithuania	2%
Malta	2%
Spain	2%
Bulgaria	1%
Croatia	1%
Luxembourg	1%
Portugal	1%
Romania	1%
Slovakia	1%
Slovenia	1%

■ Top %  
 ■ 10+ %  
 ■ 5-9 %  
 ■ 1-4 %

Rounded results. 0% shares not shown.

# Foreign and Development Policy Votes for Estonia

Q10

“Which other EU member states would your government see as essential partners in Foreign and Development Policy?”

- EU
- Big Six ▶
- Founding Six ▶
- Affluent Seven ▶
- Southern Seven ▶
- Visegrád Four ▶

- Austria
- Belgium
- Bulgaria
- Croatia
- Cyprus
- Czech Rep. ▶
- Denmark ▶
- Estonia**
- Finland ▶
- France ▶
- Germany ▶
- Greece
- Hungary ▶
- Ireland
- Italy ▶
- Latvia
- Lithuania
- Luxembourg
- Malta
- Netherlands ▶
- Poland ▶
- Portugal ▶
- Romania
- Slovakia
- Slovenia
- Spain ▶
- Sweden
- UK ▶


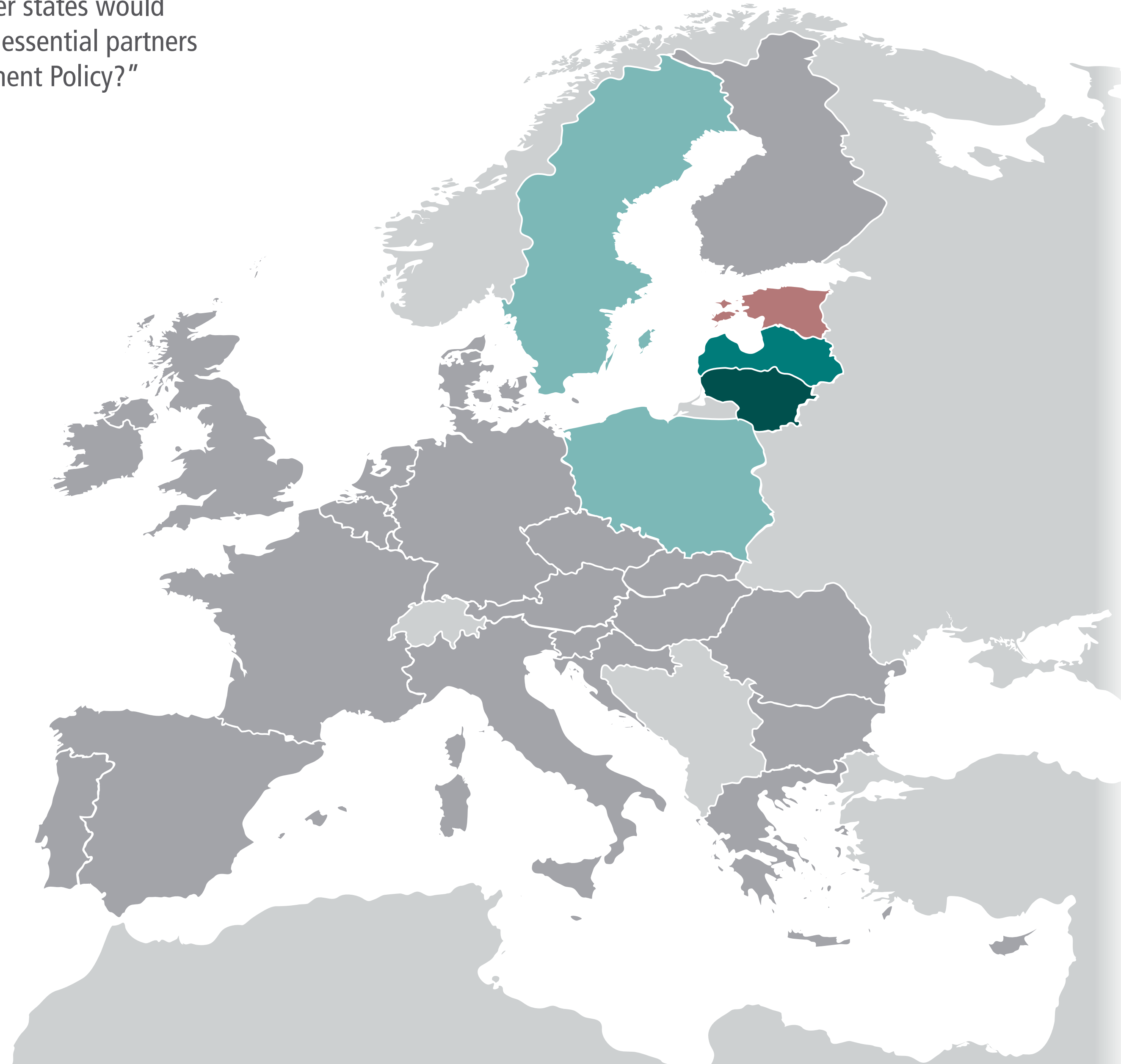
Partners Overview

**Foreign and Development Policy**

Security and Defense Policy

Economic and Social Policy

Fiscal Policy



Of 1756 votes by 285 respondents, Estonia received 36 (2.1%)

Share of votes by group	Group
3%	Visegrád 4
2%	Affluent 7
2%	Big 6
1%	Founding 6
1%	Southern 7

Share of votes by country	Country
12%	Lithuania
10%	Latvia
6%	Poland
5%	Sweden
4%	Romania
2%	Belgium
2%	Bulgaria
2%	Czech Rep.
2%	Denmark
2%	Finland
2%	Hungary
1%	Germany
1%	Italy
1%	Netherlands
1%	Spain

- Top %
- 10+ %
- 5-9 %
- 1-4 %

Rounded results. 0% shares not shown.

# Foreign and Development Policy Votes for Finland by Finland

Q10

“Which other EU member states would your government see as essential partners in Foreign and Development Policy?”

- EU
- Big Six ▶
- Founding Six ▶
- Affluent Seven ▶
- Southern Seven ▶
- Visegrád Four ▶

- Austria
- Belgium
- Bulgaria
- Croatia
- Cyprus
- Czech Rep. ▶
- Denmark ▶
- Estonia
- Finland ▶**
- France ▶
- Germany ▶
- Greece
- Hungary ▶
- Ireland
- Italy ▶
- Latvia
- Lithuania
- Luxembourg
- Malta
- Netherlands ▶
- Poland ▶
- Portugal ▶
- Romania
- Slovakia
- Slovenia
- Spain ▶
- Sweden
- UK ▶


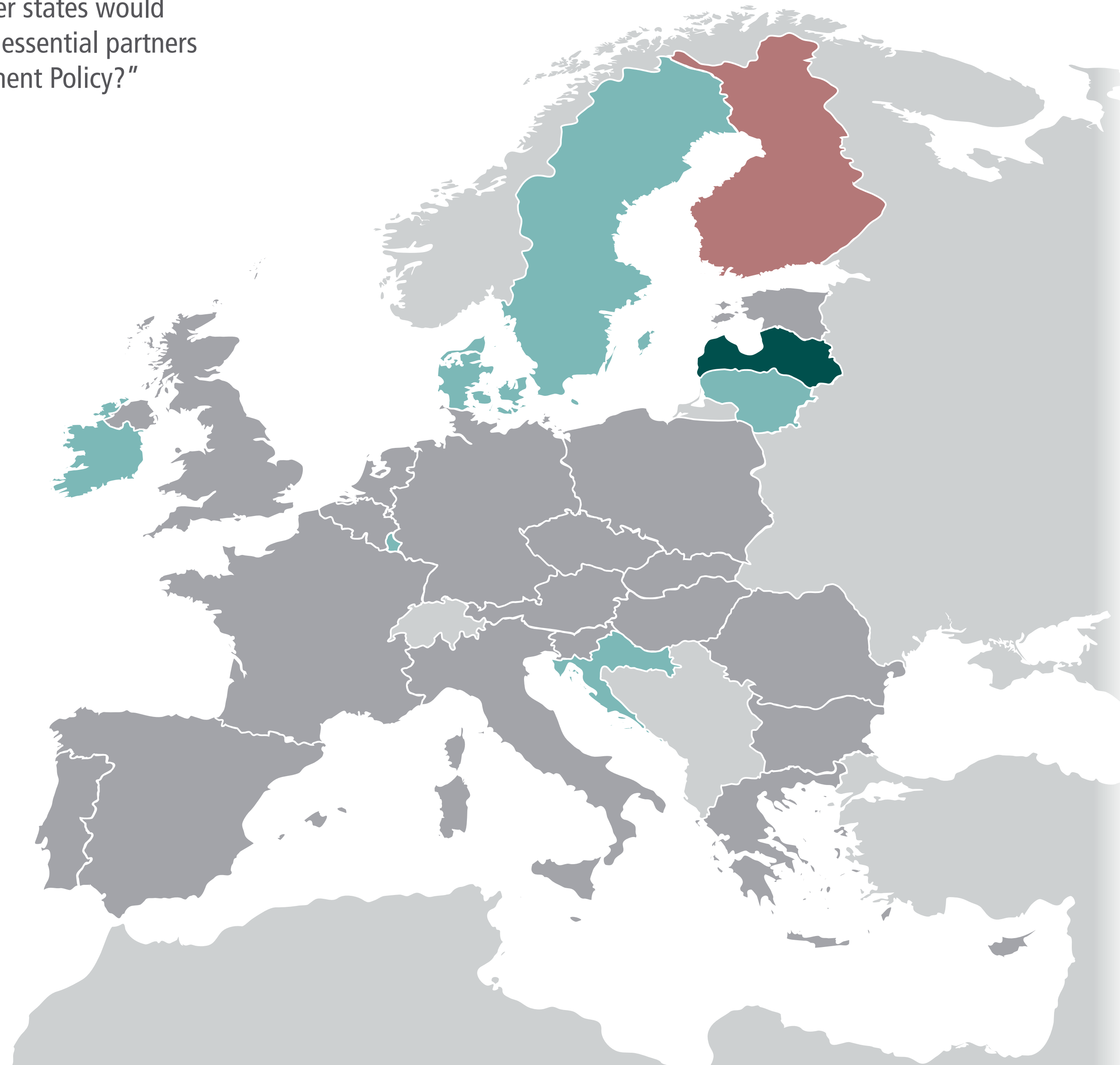
Partners Overview

**Foreign and Development Policy**

Security and Defense Policy

Economic and Social Policy

Fiscal Policy



Of 1756 votes by 285 respondents, Finland received 57 (3.2%)

Share of votes by group	
4%	Affluent 7
3%	Founding 6
3%	Visegrád 4
2%	Big 6
2%	Southern 7

Share of votes by country	
10%	Latvia
8%	Ireland
7%	Croatia
7%	Denmark
7%	Sweden
5%	Lithuania
5%	Luxembourg
4%	Austria
4%	France
4%	Romania
3%	Belgium
3%	Germany
3%	Hungary
3%	Netherlands
3%	Poland
2%	Bulgaria
2%	Czech Rep.
2%	Italy
2%	Portugal
2%	Spain

- Top %
- 10+ %
- 5-9 %
- 1-4 %

Rounded results. 0% shares not shown.

# Foreign and Development Policy Votes for Finland by Finland

Q10

“Which other EU member states would your government see as essential partners in Foreign and Development Policy?”

- EU
- Big Six ▶
- Founding Six ▶
- Affluent Seven ▶
- Southern Seven ▶
- Visegrád Four ▶

- Austria
- Belgium
- Bulgaria
- Croatia
- Cyprus
- Czech Rep. ▶
- Denmark ▶
- Estonia
- Finland ▶**
- France ▶
- Germany ▶
- Greece
- Hungary ▶
- Ireland
- Italy ▶
- Latvia
- Lithuania
- Luxembourg
- Malta
- Netherlands ▶
- Poland ▶
- Portugal ▶
- Romania
- Slovakia
- Slovenia
- Spain ▶
- Sweden
- UK ▶

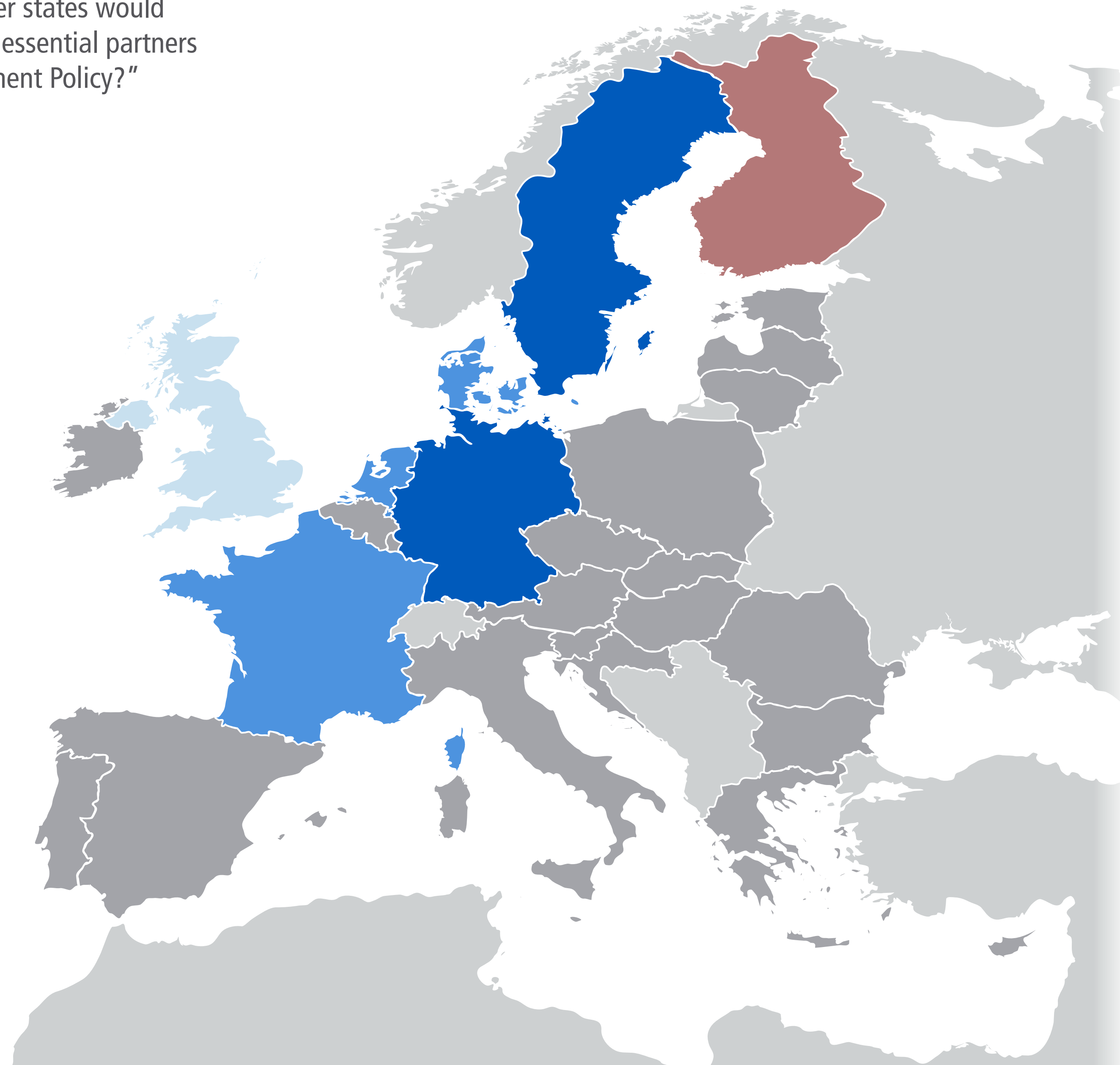
Partners Overview

**Foreign and Development Policy**

Security and Defense Policy

Economic and Social Policy

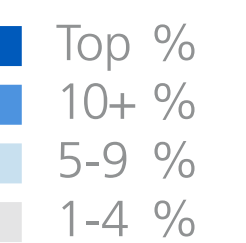
Fiscal Policy



Of 47 votes by 10 respondents, Germany received the most: 8

Share of votes for group	Group
51%	Founding 6
49%	Affluent 7
40%	Big 6
15%	Southern 7
2%	Visegrád 4

Share of votes for country	Country
17%	Germany
17%	Sweden
13%	Netherlands
11%	Denmark
11%	France
6%	UK
4%	Belgium
4%	Italy
2%	Austria
2%	Estonia
2%	Ireland
2%	Latvia
2%	Lithuania
2%	Luxembourg
2%	Poland



Rounded results. 0% shares not shown.



# Foreign and Development Policy Votes for France by France

Q10

“Which other EU member states would your government see as essential partners in Foreign and Development Policy?”

- EU
- Big Six ▶
- Founding Six ▶
- Affluent Seven ▶
- Southern Seven ▶
- Visegrád Four ▶

- Austria
- Belgium
- Bulgaria
- Croatia
- Cyprus
- Czech Rep. ▶
- Denmark ▶
- Estonia
- Finland ▶
- France ▶**
- Germany ▶
- Greece
- Hungary ▶
- Ireland
- Italy ▶
- Latvia
- Lithuania
- Luxembourg
- Malta
- Netherlands ▶
- Poland ▶
- Portugal ▶
- Romania
- Slovakia
- Slovenia
- Spain ▶
- Sweden
- UK ▶


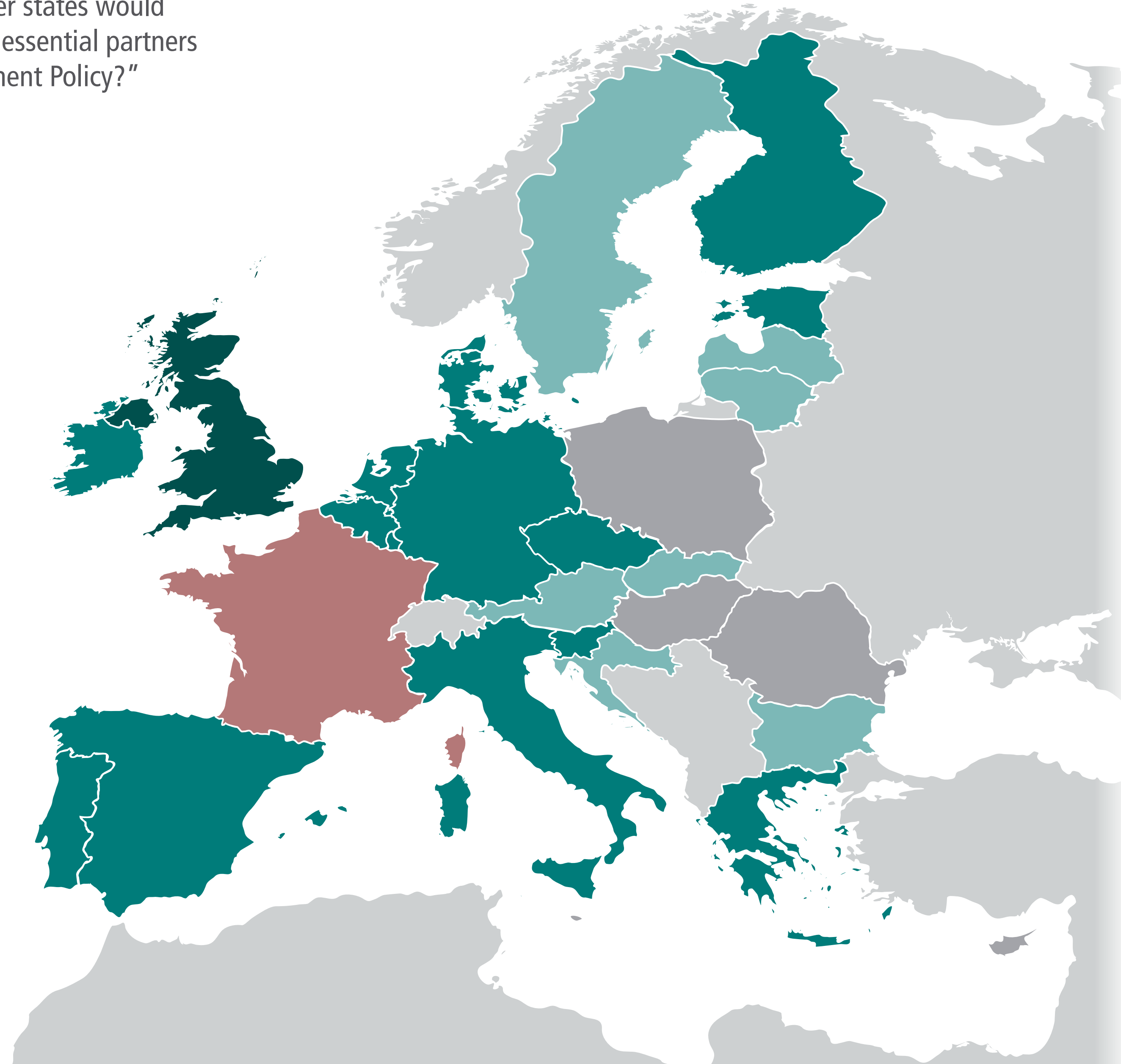
Partners Overview

**Foreign and Development Policy**

Security and Defense Policy

Economic and Social Policy

Fiscal Policy



Of 1756 votes by 285 respondents, France received 168 (9.6%)

Share of votes by group	Group
11%	Affluent 7
11%	Founding 6
10%	Big 6
10%	Southern 7
5%	Visegrád 4

Share of votes by country	Country
28%	UK
27%	Greece
19%	Germany
15%	Estonia
14%	Belgium
14%	Luxembourg
13%	Ireland
13%	Portugal
13%	Spain
12%	Czech Rep.
12%	Italy
11%	Finland
11%	Netherlands
10%	Denmark
10%	Slovenia
9%	Bulgaria
9%	Sweden
8%	Austria
8%	Latvia
7%	Croatia
7%	Lithuania
7%	Slovakia
4%	Romania
3%	Hungary
2%	Poland

- Top %
- 10+ %
- 5-9 %
- 1-4 %

Rounded results. 0% shares not shown.

# Foreign and Development Policy Votes for France by France

Q10

“Which other EU member states would your government see as essential partners in Foreign and Development Policy?”

- EU
- Big Six ▶
- Founding Six ▶
- Affluent Seven ▶
- Southern Seven ▶
- Visegrád Four ▶

- Austria
- Belgium
- Bulgaria
- Croatia
- Cyprus
- Czech Rep. ▶
- Denmark ▶
- Estonia
- Finland ▶
- France ▶**
- Germany ▶
- Greece
- Hungary ▶
- Ireland
- Italy ▶
- Latvia
- Lithuania
- Luxembourg
- Malta
- Netherlands ▶
- Poland ▶
- Portugal ▶
- Romania
- Slovakia
- Slovenia
- Spain ▶
- Sweden
- UK ▶

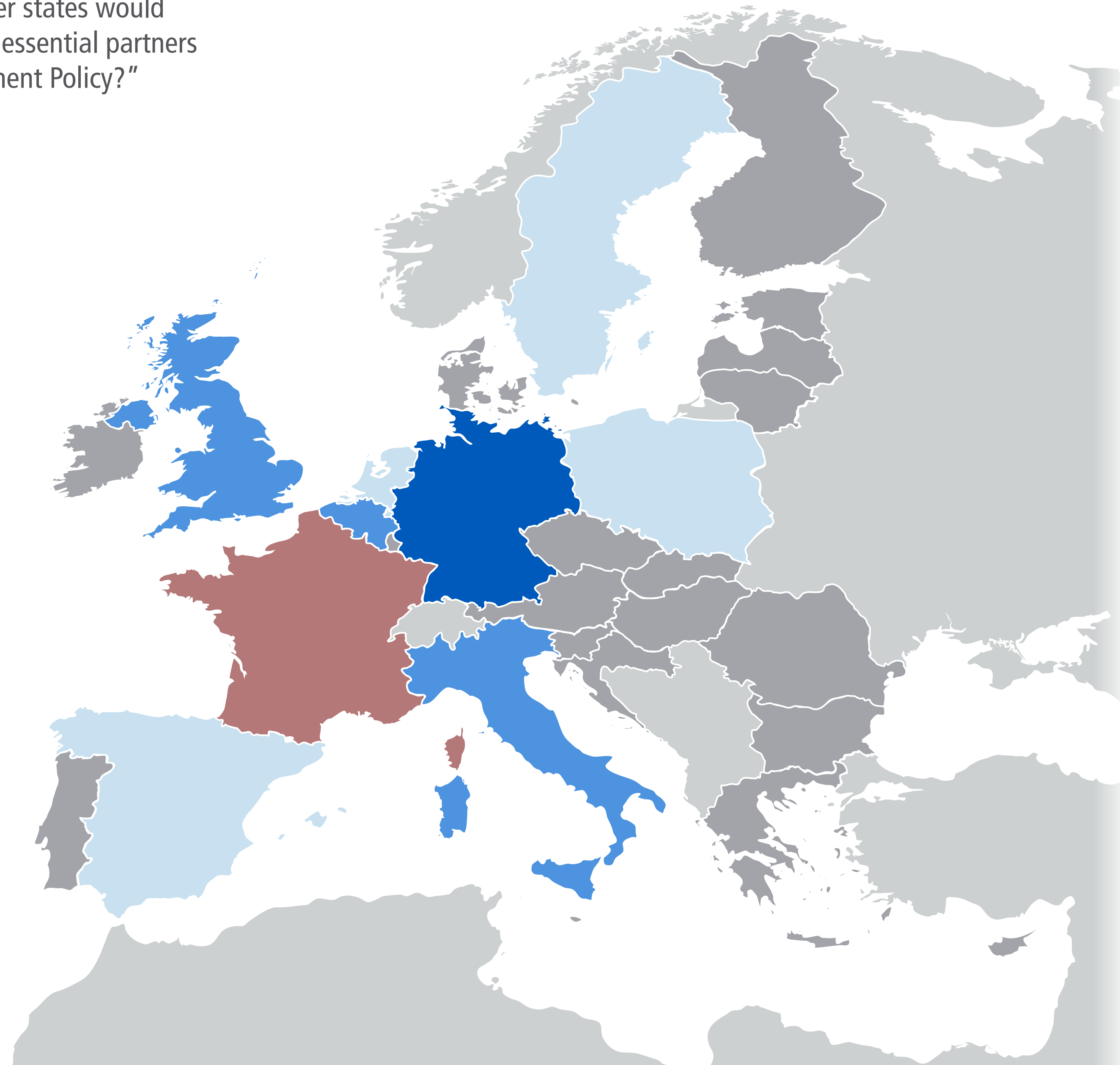
Partners Overview

**Foreign and Development Policy**

Security and Defense Policy

Economic and Social Policy

Fiscal Policy



Of 139 votes by 24 respondents, Germany received the most: 23

Share of votes for group	Group
55%	Big 6
52%	Founding 6
39%	Affluent 7
25%	Southern 7
6%	Visegrád 4

Share of votes for country	Country
17%	Germany
14%	Italy
11%	Belgium
11%	UK
9%	Spain
9%	Sweden
8%	Netherlands
6%	Poland
4%	Finland
3%	Denmark
3%	Luxembourg
2%	Austria
2%	Portugal
1%	Greece
1%	Ireland
1%	Lithuania
1%	Romania

- Top %
- 10+ %
- 5-9 %
- 1-4 %

Rounded results. 0% shares not shown.

# Foreign and Development Policy Votes for Germany by Germany

Q10

"Which other EU member states would your government see as essential partners in Foreign and Development Policy?"

- |                |                  |
|----------------|------------------|
| EU             | Affluent Seven ▶ |
| Big Six ▶      | Southern Seven ▶ |
| Founding Six ▶ | Visegrád Four ▶  |
- 
- |                  |               |
|------------------|---------------|
| Austria          | Italy ▶       |
| Belgium          | Latvia        |
| Bulgaria         | Lithuania     |
| Croatia          | Luxembourg    |
| Cyprus           | Malta         |
| Czech Rep. ▶     | Netherlands ▶ |
| Denmark ▶        | Poland ▶      |
| Estonia          | Portugal ▶    |
| Finland ▶        | Romania       |
| France ▶         | Slovakia      |
| <b>Germany ▶</b> | Slovenia      |
| Greece           | Spain ▶       |
| Hungary ▶        | Sweden        |
| Ireland          | UK ▶          |


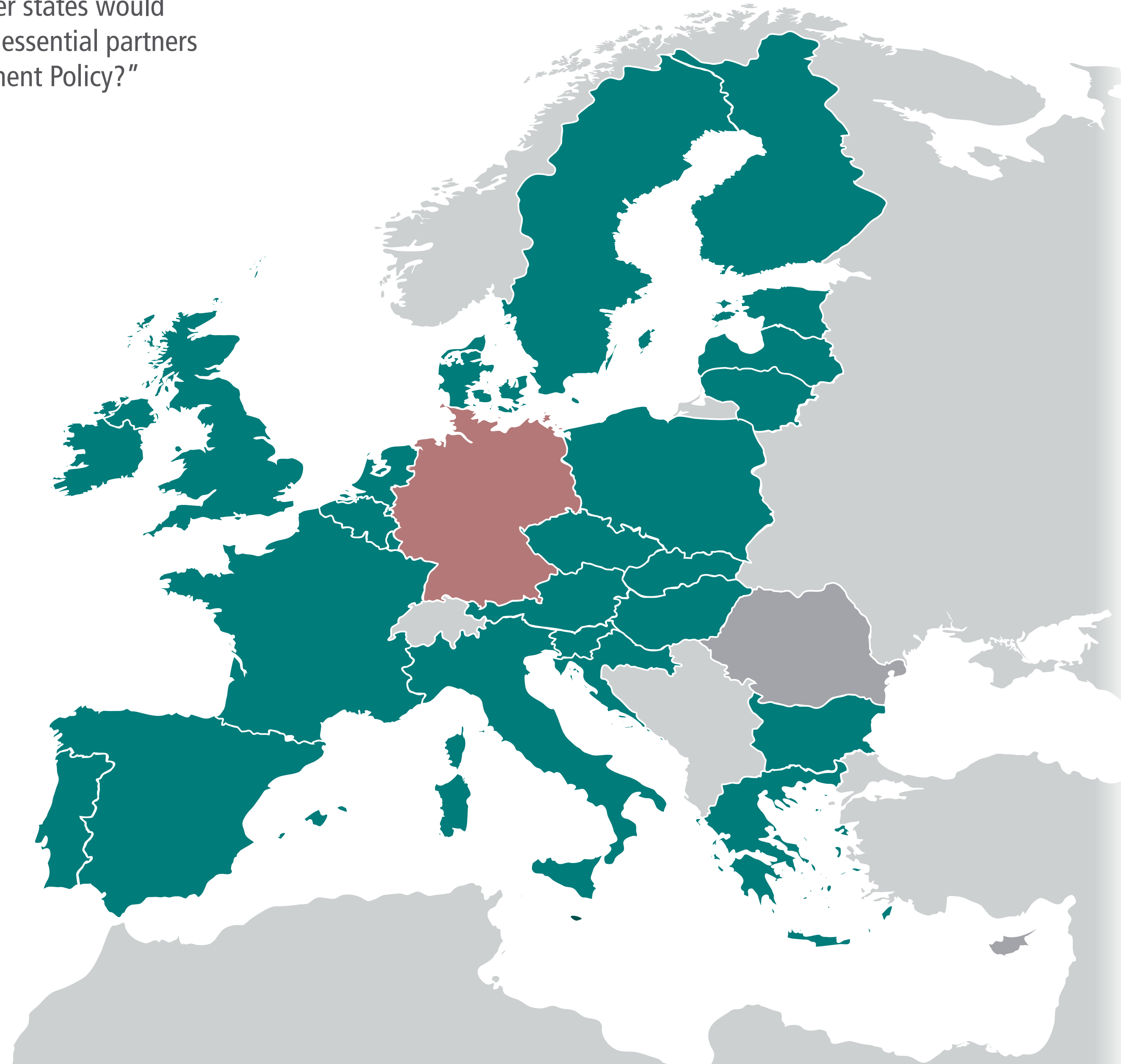
Partners Overview

**Foreign and Development Policy**

Security and Defense Policy

Economic and Social Policy

Fiscal Policy



Of 1756 votes by 285 respondents, Germany received 219 (12.5%)

14%	Affluent 7	Share of votes by group
14%	Southern 7	
13%	Visegrád 4	
12%	Big 6	
12%	Founding 6	

50%	Malta	Share of votes by country
25%	UK	
24%	Austria	
20%	Slovakia	
18%	Greece	
17%	Czech Rep.	
17%	Finland	
17%	France	
16%	Lithuania	
15%	Estonia	
15%	Slovenia	
14%	Croatia	
14%	Luxembourg	
14%	Portugal	
13%	Belgium	
13%	Denmark	
13%	Ireland	
13%	Italy	
13%	Netherlands	
13%	Spain	
12%	Poland	
11%	Bulgaria	
11%	Hungary	
11%	Sweden	
10%	Latvia	
4%	Romania	

Rounded results. 0% shares not shown.

# Foreign and Development Policy Votes for Germany by Germany

Q10

“Which other EU member states would your government see as essential partners in Foreign and Development Policy?”

- EU
- Big Six ▶
- Founding Six ▶
- Affluent Seven ▶
- Southern Seven ▶
- Visegrád Four ▶

- Austria
- Belgium
- Bulgaria
- Croatia
- Cyprus
- Czech Rep. ▶
- Denmark ▶
- Estonia
- Finland ▶
- France ▶
- Germany ▶**
- Greece
- Hungary ▶
- Ireland
- Italy ▶
- Latvia
- Lithuania
- Luxembourg
- Malta
- Netherlands ▶
- Poland ▶
- Portugal ▶
- Romania
- Slovakia
- Slovenia
- Spain ▶
- Sweden
- UK ▶

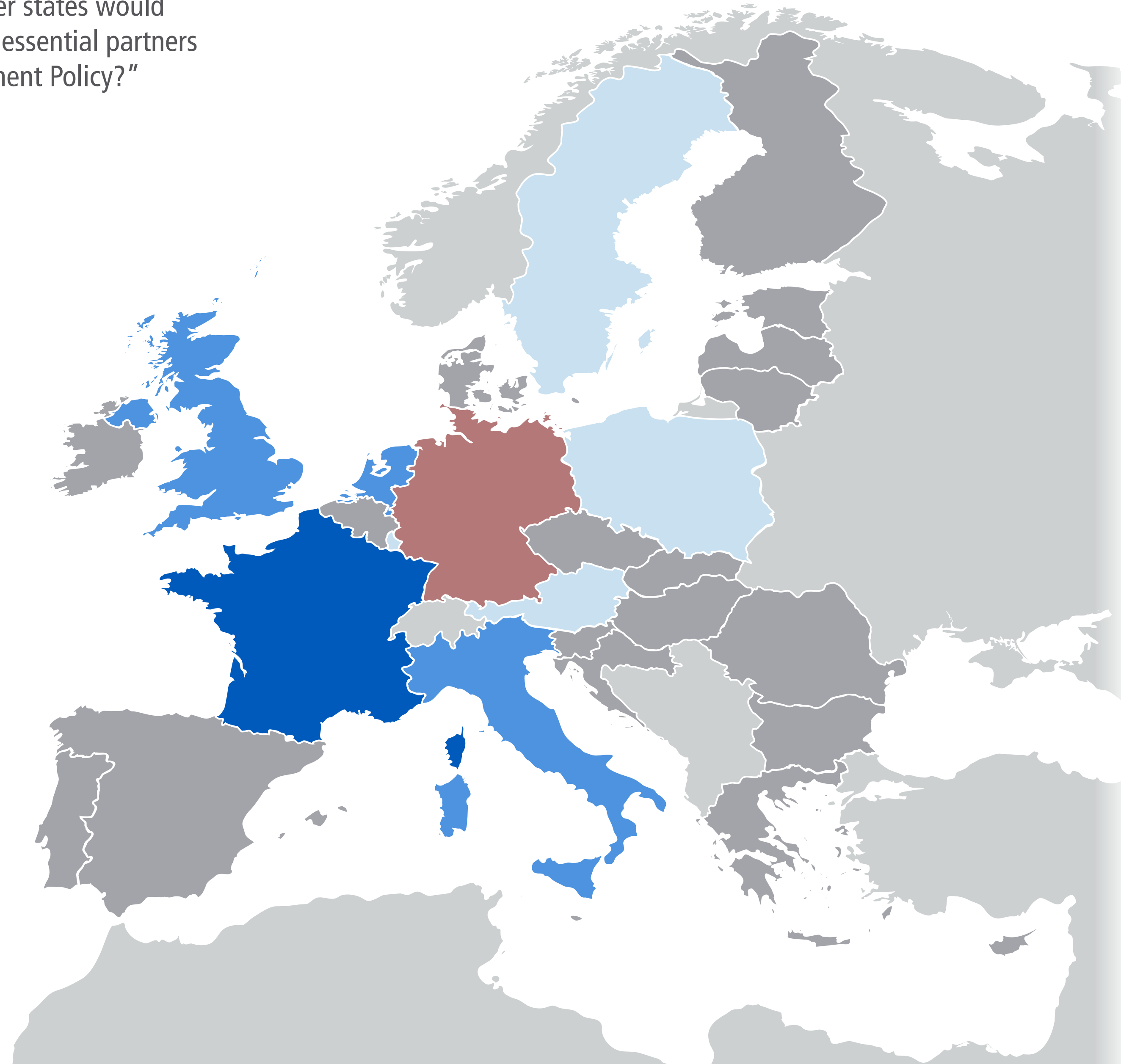
Partners Overview

**Foreign and Development Policy**

Security and Defense Policy

Economic and Social Policy

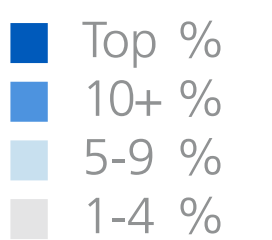
Fiscal Policy



Of 108 votes by 21 respondents, France received the most: 21

Share of votes for group	Group
56%	Big 6
49%	Founding 6
37%	Affluent 7
36%	Southern 7
9%	Visegrád 4

Share of votes for country	Country
19%	France
14%	UK
12%	Italy
10%	Netherlands
7%	Poland
7%	Sweden
6%	Austria
5%	Luxembourg
4%	Spain
3%	Belgium
3%	Denmark
3%	Finland
2%	Ireland
1%	Czech Rep.
1%	Estonia
1%	Portugal
1%	Slovakia
1%	Slovenia



Rounded results. 0% shares not shown.

# Foreign and Development Policy Votes for Greece

Q10

“Which other EU member states would your government see as essential partners in Foreign and Development Policy?”

- EU
- Big Six ▶
- Founding Six ▶
- Affluent Seven ▶
- Southern Seven ▶
- Visegrád Four ▶

- Austria
- Belgium
- Bulgaria
- Croatia
- Cyprus
- Czech Rep. ▶
- Denmark ▶
- Estonia
- Finland ▶
- France ▶
- Germany ▶
- Greece**
- Hungary ▶
- Ireland
- Italy ▶
- Latvia
- Lithuania
- Luxembourg
- Malta
- Netherlands ▶
- Poland ▶
- Portugal ▶
- Romania
- Slovakia
- Slovenia
- Spain ▶
- Sweden
- UK ▶


Partners Overview

**Foreign and Development Policy**

Security and Defense Policy

Economic and Social Policy

Fiscal Policy



Of 1756 votes by 285 respondents, Greece received 30 (1.7%)

3% Southern 7  
2% Big 6  
2% Founding 6  
1% Affluent 7

Share of votes by group

7% Bulgaria  
7% Croatia  
5% Luxembourg  
4% Portugal  
4% Romania  
3% Italy  
3% Spain  
2% Belgium  
2% Denmark  
2% Netherlands  
1% France  
1% Hungary

Share of votes by country

■ Top %  
■ 10+ %  
■ 5-9 %  
■ 1-4 %

Rounded results. 0% shares not shown.



Greece



Design

Findings

Chapters

Preferences

Influence

**Partners**

Policies

ecfr.eu/eucoalitionexplorer

# Foreign and Development Policy Votes for Hungary by Hungary

Q10

“Which other EU member states would your government see as essential partners in Foreign and Development Policy?”

- EU
- Big Six ▶
- Founding Six ▶
- Affluent Seven ▶
- Southern Seven ▶
- Visegrád Four ▶

- Austria
- Belgium
- Bulgaria
- Croatia
- Cyprus
- Czech Rep. ▶
- Denmark ▶
- Estonia
- Finland ▶
- France ▶
- Germany ▶
- Greece
- Hungary ▶**
- Ireland
- Italy ▶
- Latvia
- Lithuania
- Luxembourg
- Malta
- Netherlands ▶
- Poland ▶
- Portugal ▶
- Romania
- Slovakia
- Slovenia
- Spain ▶
- Sweden
- UK ▶

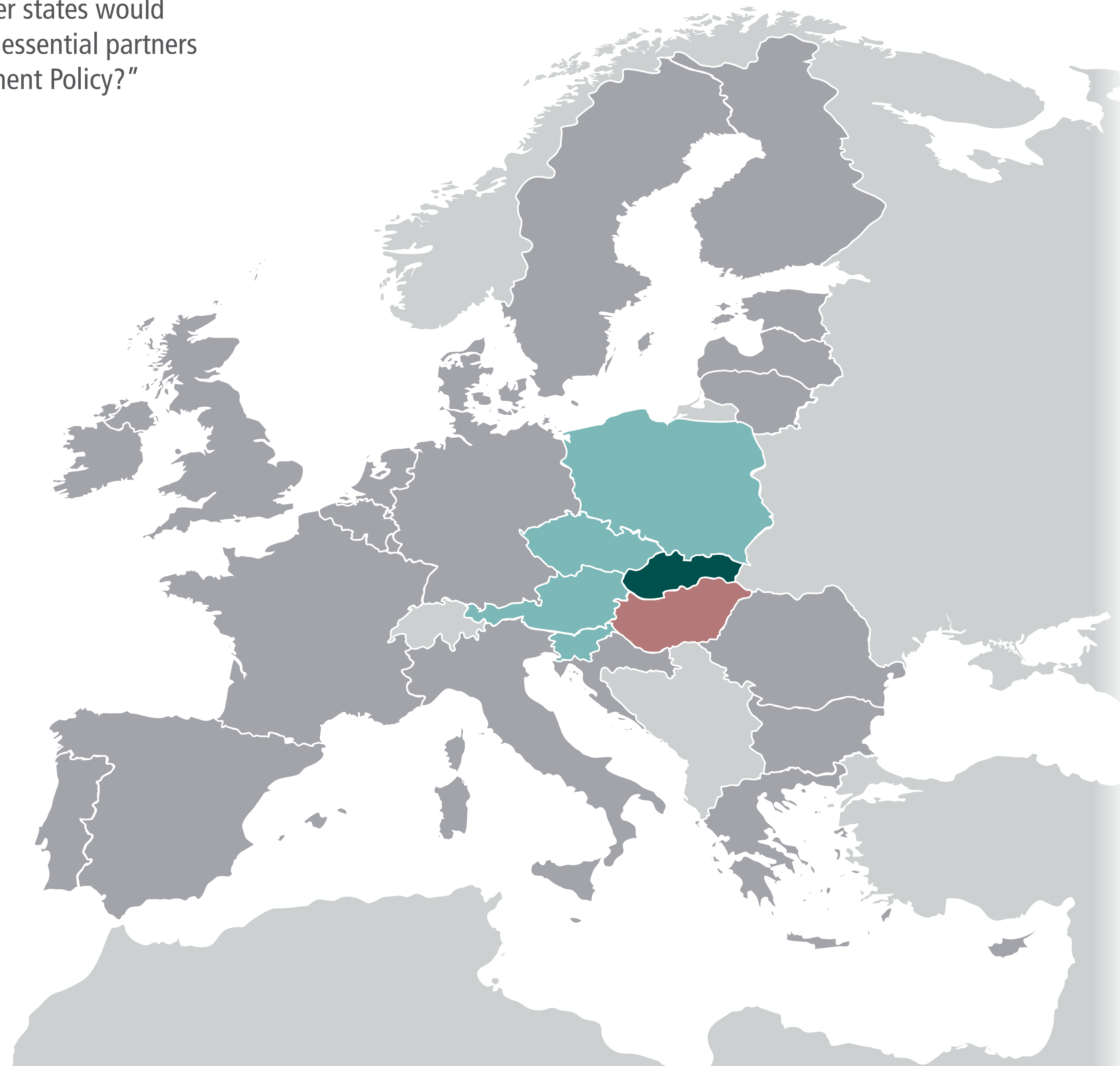
Partners Overview

**Foreign and Development Policy**

Security and Defense Policy

Economic and Social Policy

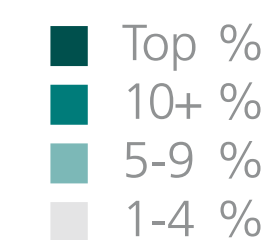
Fiscal Policy



Of 1756 votes by 285 respondents, Hungary received 37 (2.1%)

5%	Visegrád 4	Share of votes by group
2%	Big 6	
1%	Affluent 7	
1%	Founding 6	
1%	Southern 7	

13%	Slovakia	Share of votes by country
9%	Poland	
8%	Austria	
7%	Czech Rep.	
7%	Slovenia	
4%	Bulgaria	
4%	Romania	
2%	Belgium	
2%	Denmark	
2%	Italy	
2%	Spain	
1%	Netherlands	



Rounded results. 0% shares not shown.

# Foreign and Development Policy Votes for Hungary by Hungary

Q10

“Which other EU member states would your government see as essential partners in Foreign and Development Policy?”

- EU
- Big Six ▶
- Founding Six ▶
- Affluent Seven ▶
- Southern Seven ▶
- Visegrád Four ▶

- Austria
- Belgium
- Bulgaria
- Croatia
- Cyprus
- Czech Rep. ▶
- Denmark ▶
- Estonia
- Finland ▶
- France ▶
- Germany ▶
- Greece
- Hungary ▶**
- Ireland
- Italy ▶
- Latvia
- Lithuania
- Luxembourg
- Malta
- Netherlands ▶
- Poland ▶
- Portugal ▶
- Romania
- Slovakia
- Slovenia
- Spain ▶
- Sweden
- UK ▶

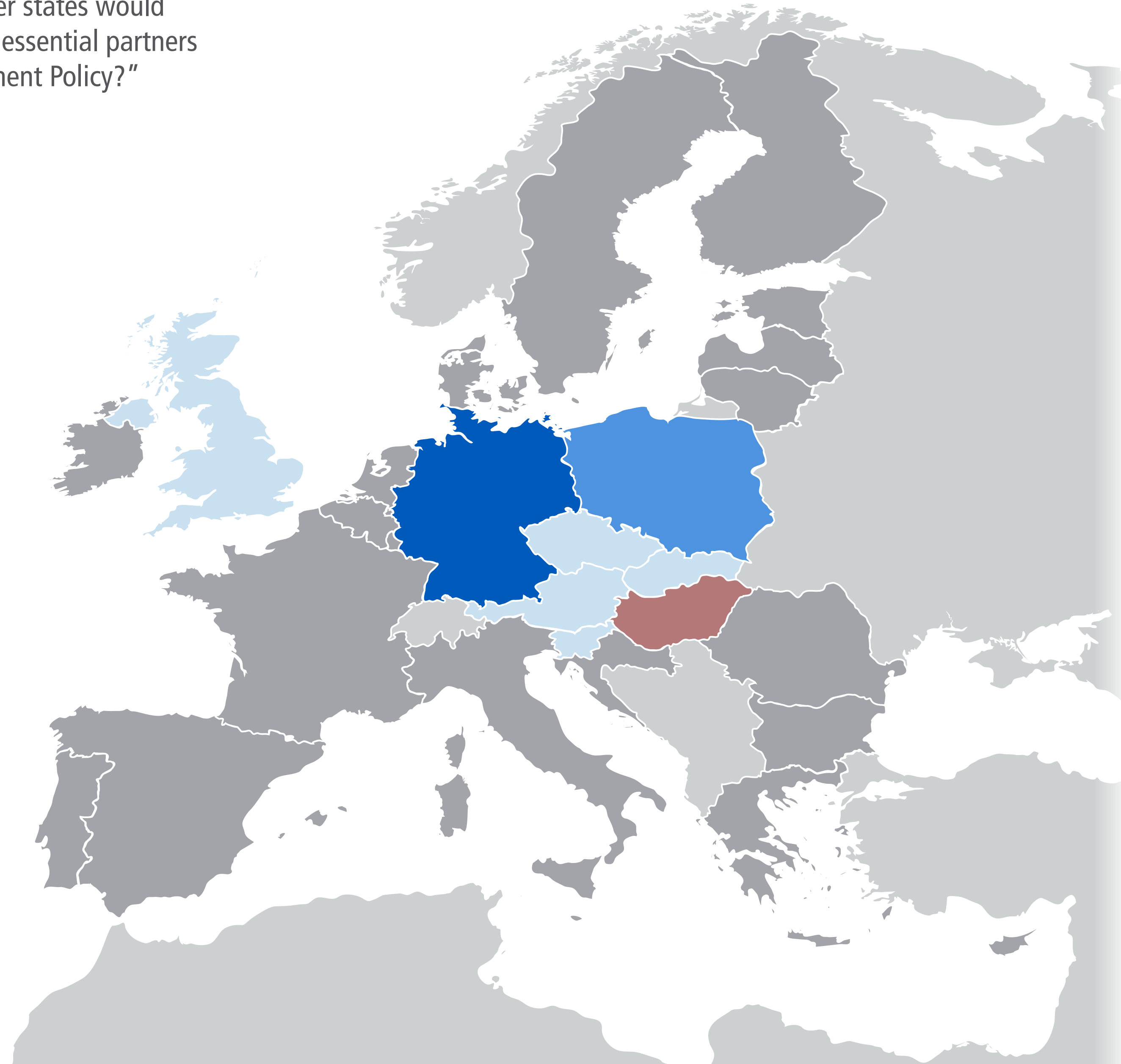
Partners Overview

**Foreign and Development Policy**

Security and Defense Policy

Economic and Social Policy

Fiscal Policy



Of 122 votes by 22 respondents, Germany received the most: 13

Share of votes for group	Group
35%	Big 6
27%	Visegrád 4
23%	Founding 6
21%	Affluent 7
10%	Southern 7

Share of votes for country	Country
11%	Germany
10%	Poland
9%	Slovakia
8%	Czech Rep.
8%	UK
7%	Austria
6%	Slovenia
4%	Croatia
3%	Belgium
3%	Finland
3%	France
3%	Netherlands
2%	Bulgaria
2%	Denmark
2%	Estonia
2%	Ireland
2%	Latvia
2%	Lithuania
2%	Luxembourg
2%	Romania
2%	Spain
2%	Sweden
1%	Cyprus
1%	Greece
1%	Italy
1%	Malta
1%	Portugal

Rounded results. 0% shares not shown.

# Foreign and Development Policy Votes for Ireland

Q10

“Which other EU member states would your government see as essential partners in Foreign and Development Policy?”

- |                |                  |
|----------------|------------------|
| EU             | Affluent Seven ▶ |
| Big Six ▶      | Southern Seven ▶ |
| Founding Six ▶ | Visegrád Four ▶  |
- 
- |                |               |
|----------------|---------------|
| Austria        | Italy ▶       |
| Belgium        | Latvia        |
| Bulgaria       | Lithuania     |
| Croatia        | Luxembourg    |
| Cyprus         | Malta         |
| Czech Rep. ▶   | Netherlands ▶ |
| Denmark ▶      | Poland ▶      |
| Estonia        | Portugal ▶    |
| Finland ▶      | Romania       |
| France ▶       | Slovakia      |
| Germany ▶      | Slovenia      |
| Greece         | Spain ▶       |
| Hungary ▶      | Sweden        |
| <b>Ireland</b> | UK ▶          |


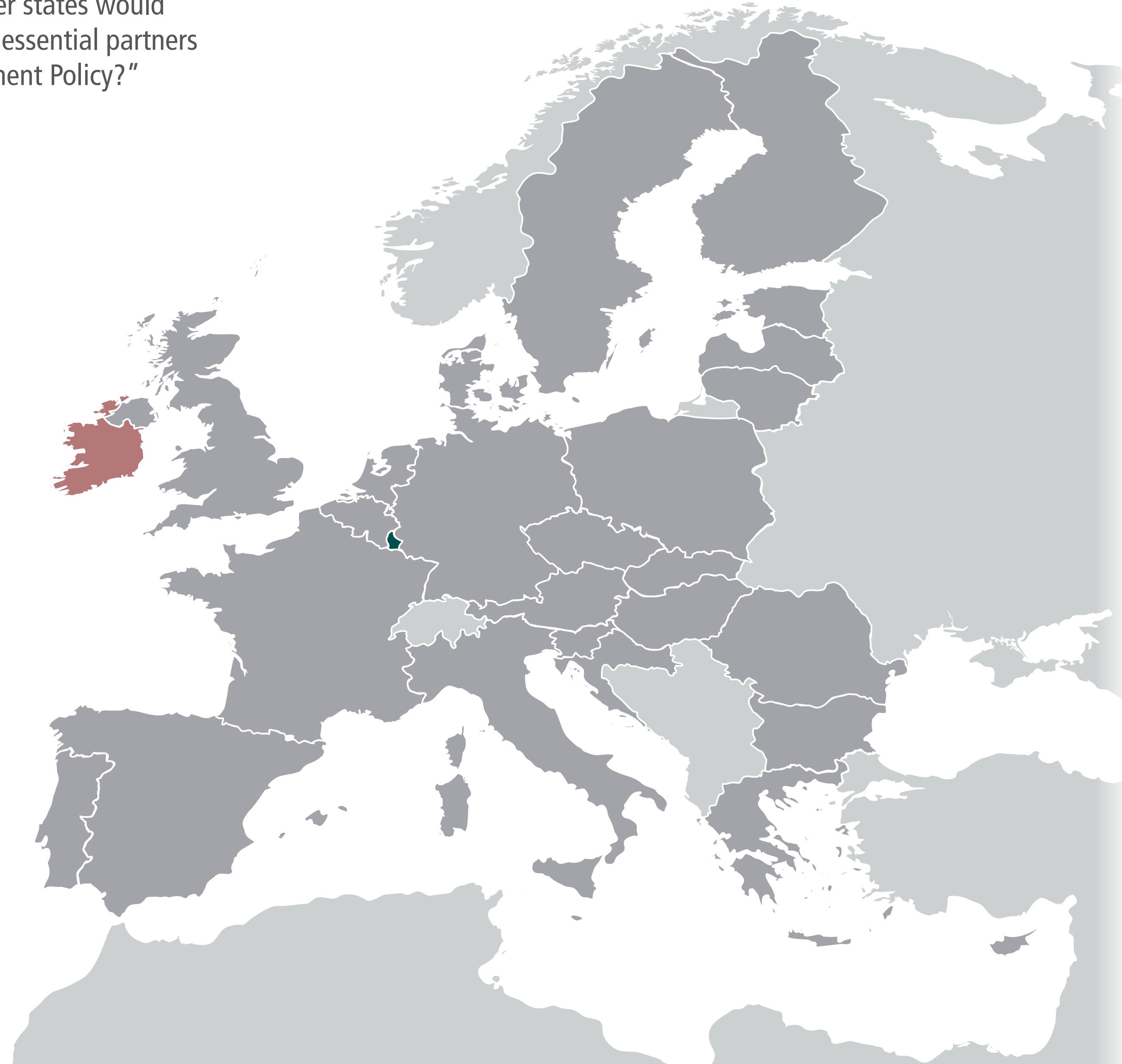
Partners Overview

**Foreign and Development Policy**

Security and Defense Policy

Economic and Social Policy

Fiscal Policy



Of 1756 votes by 285 respondents, Ireland received 32 (1.8%)

2%	Affluent 7	Share of votes by group
2%	Big 6	
2%	Founding 6	
2%	Southern 7	
1%	Visegrád 4	

5%	Luxembourg	Share of votes by country
4%	Romania	
3%	Belgium	
3%	Italy	
3%	Spain	
3%	UK	
2%	Bulgaria	
2%	Denmark	
2%	Finland	
2%	Germany	
2%	Hungary	
2%	Sweden	
1%	France	
1%	Netherlands	
1%	Portugal	

- Top %
- 10+ %
- 5-9 %
- 1-4 %

Rounded results. 0% shares not shown.



# Foreign and Development Policy Votes for Italy by Italy

Q10

“Which other EU member states would your government see as essential partners in Foreign and Development Policy?”

- EU
- Big Six ▶
- Founding Six ▶
- Affluent Seven ▶
- Southern Seven ▶
- Visegrád Four ▶

- Austria
- Belgium
- Bulgaria
- Croatia
- Cyprus
- Czech Rep. ▶
- Denmark ▶
- Estonia
- Finland ▶
- France ▶
- Germany ▶
- Greece
- Hungary ▶
- Ireland
- Italy ▶**
- Latvia
- Lithuania
- Luxembourg
- Malta
- Netherlands ▶
- Poland ▶
- Portugal ▶
- Romania
- Slovakia
- Slovenia
- Spain ▶
- Sweden
- UK ▶


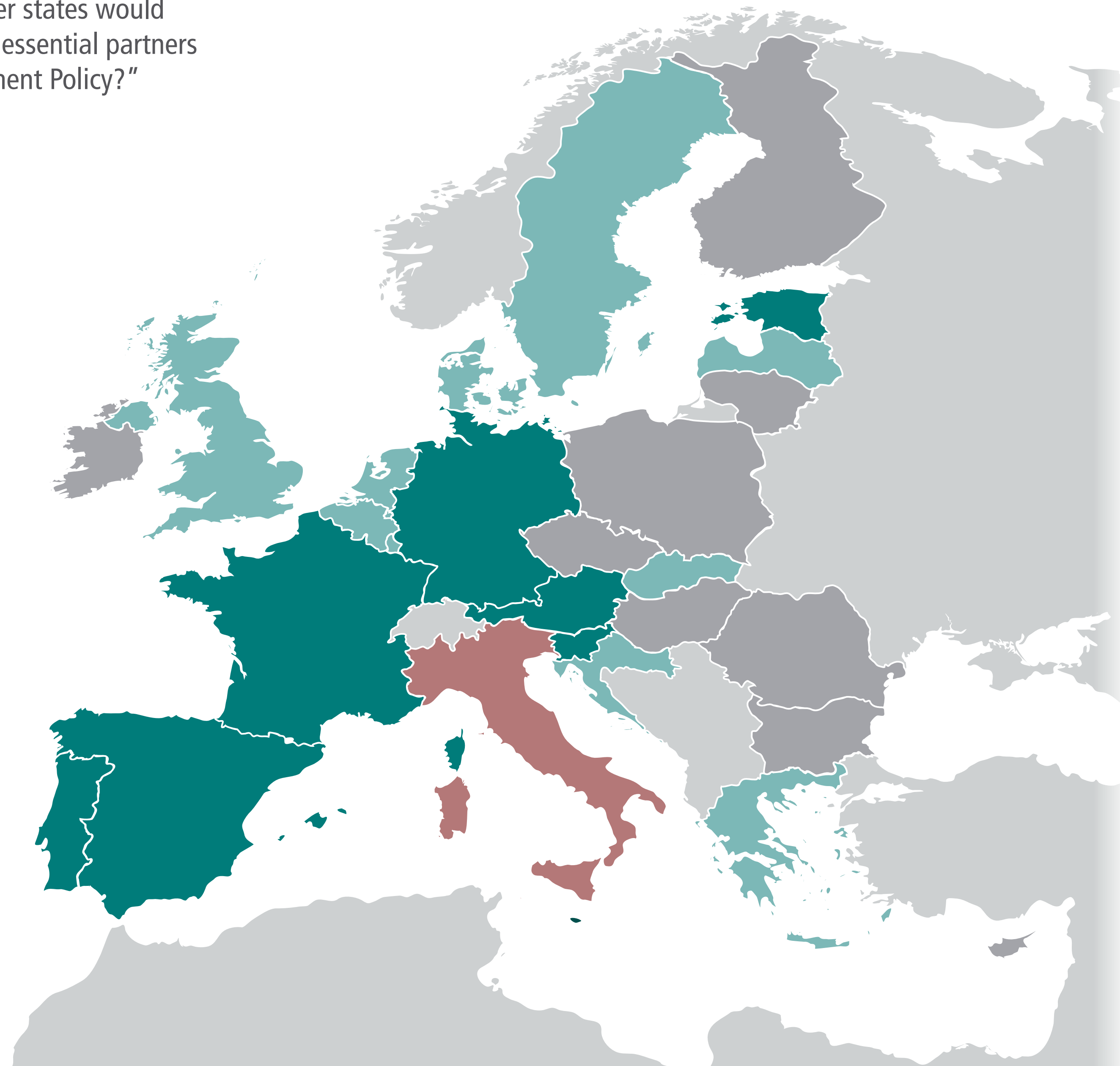
Partners Overview

**Foreign and Development Policy**

Security and Defense Policy

Economic and Social Policy

Fiscal Policy



Of 1756 votes by 285 respondents, Italy received 112 (6.4%)

Share of votes by group	
8%	Southern 7
7%	Affluent 7
7%	Big 6
7%	Founding 6
2%	Visegrád 4

Share of votes by country	
50%	Malta
20%	Austria
15%	Estonia
15%	Slovenia
14%	France
12%	Germany
11%	Portugal
10%	Spain
9%	Greece
9%	Luxembourg
7%	Croatia
7%	Slovakia
7%	Sweden
6%	Belgium
6%	UK
5%	Denmark
5%	Latvia
5%	Netherlands
4%	Bulgaria
4%	Finland
4%	Romania
2%	Czech Rep.
2%	Lithuania
2%	Poland
1%	Hungary

Rounded results. 0% shares not shown.

# Foreign and Development Policy Votes for Italy by Italy

Q10

“Which other EU member states would your government see as essential partners in Foreign and Development Policy?”

- EU
- Big Six ▶
- Founding Six ▶
- Affluent Seven ▶
- Southern Seven ▶
- Visegrád Four ▶

- Austria
- Belgium
- Bulgaria
- Croatia
- Cyprus
- Czech Rep. ▶
- Denmark ▶
- Estonia
- Finland ▶
- France ▶
- Germany ▶
- Greece
- Hungary ▶
- Ireland
- Italy ▶**
- Latvia
- Lithuania
- Luxembourg
- Malta
- Netherlands ▶
- Poland ▶
- Portugal ▶
- Romania
- Slovakia
- Slovenia
- Spain ▶
- Sweden
- UK ▶


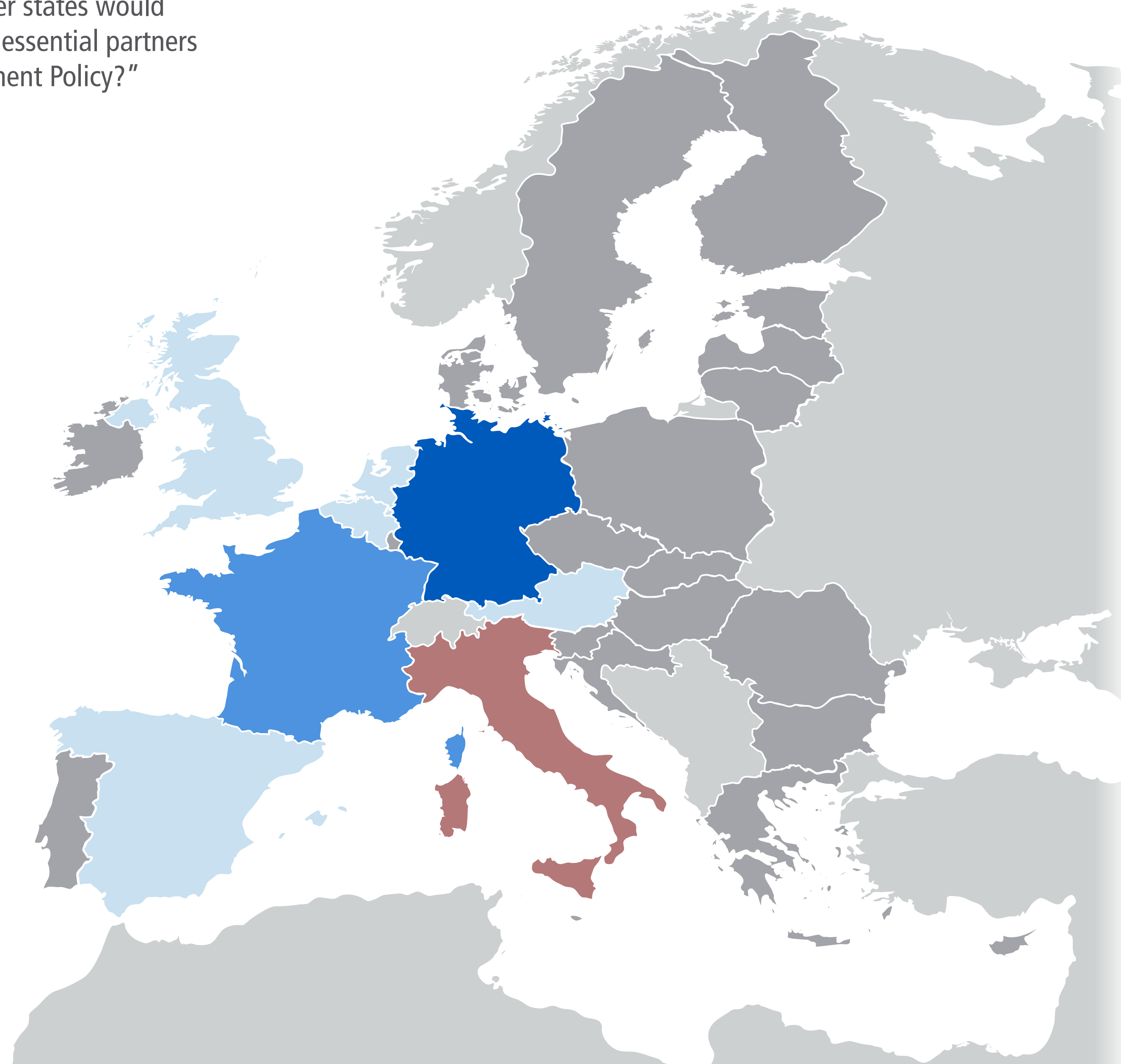
Partners Overview

**Foreign and Development Policy**

Security and Defense Policy

Economic and Social Policy

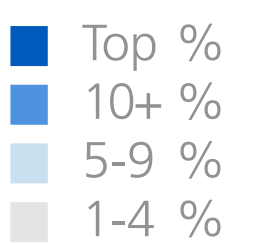
Fiscal Policy



Of 164 votes by 25 respondents, Germany received the most: 22

Share of votes for group	Group
42%	Big 6
41%	Founding 6
29%	Affluent 7
28%	Southern 7
7%	Visegrád 4

Share of votes for country	Country
13%	Germany
12%	France
7%	UK
6%	Netherlands
6%	Spain
5%	Austria
5%	Belgium
4%	Luxembourg
4%	Sweden
3%	Denmark
3%	Greece
3%	Ireland
3%	Poland
3%	Portugal
2%	Bulgaria
2%	Finland
2%	Hungary
2%	Malta
2%	Romania
2%	Slovenia
1%	Croatia
1%	Cyprus
1%	Czech Rep.
1%	Estonia
1%	Latvia
1%	Lithuania
1%	Slovakia



Rounded results. 0% shares not shown.

# Foreign and Development Policy Votes for Latvia

Q10

“Which other EU member states would your government see as essential partners in Foreign and Development Policy?”

- EU
- Big Six ▶
- Founding Six ▶
- Affluent Seven ▶
- Southern Seven ▶
- Visegrád Four ▶

- Austria
- Belgium
- Bulgaria
- Croatia
- Cyprus
- Czech Rep. ▶
- Denmark ▶
- Estonia
- Finland ▶
- France ▶
- Germany ▶
- Greece
- Hungary ▶
- Ireland
- Italy ▶
- Latvia**
- Lithuania
- Luxembourg
- Malta
- Netherlands ▶
- Poland ▶
- Portugal ▶
- Romania
- Slovakia
- Slovenia
- Spain ▶
- Sweden
- UK ▶


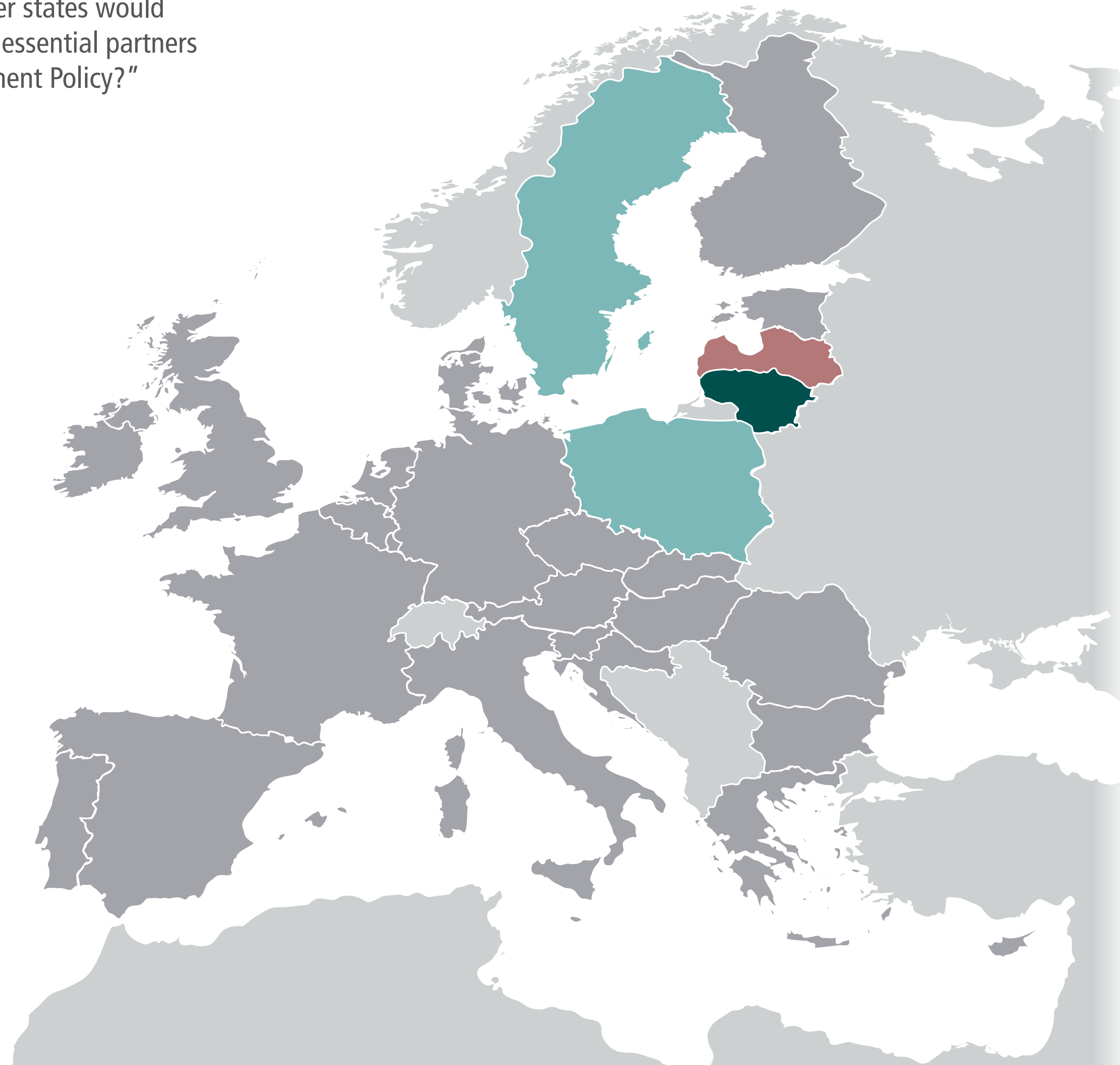
Partners Overview

**Foreign and Development Policy**

Security and Defense Policy

Economic and Social Policy

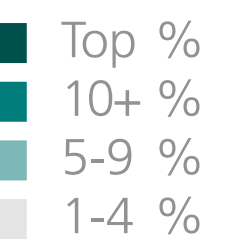
Fiscal Policy



Of 1756 votes by 285 respondents, Latvia received 28 (1.6%)

Share of votes by group	
3%	Visegrád 4
2%	Affluent 7
1%	Big 6
1%	Founding 6
1%	Southern 7

Share of votes by country	
9%	Lithuania
6%	Poland
5%	Sweden
4%	Romania
2%	Belgium
2%	Bulgaria
2%	Czech Rep.
2%	Denmark
2%	Finland
2%	Hungary
1%	Italy
1%	Netherlands
1%	Spain



Rounded results. 0% shares not shown.

# Foreign and Development Policy Votes for Lithuania

Q10

“Which other EU member states would your government see as essential partners in Foreign and Development Policy?”

- EU
- Big Six ▶
- Founding Six ▶
- Affluent Seven ▶
- Southern Seven ▶
- Visegrád Four ▶

- Austria
- Belgium
- Bulgaria
- Croatia
- Cyprus
- Czech Rep. ▶
- Denmark ▶
- Estonia
- Finland ▶
- France ▶
- Germany ▶
- Greece
- Hungary ▶
- Ireland
- Italy ▶
- Latvia
- Lithuania**
- Luxembourg
- Malta
- Netherlands ▶
- Poland ▶
- Portugal ▶
- Romania
- Slovakia
- Slovenia
- Spain ▶
- Sweden
- UK ▶


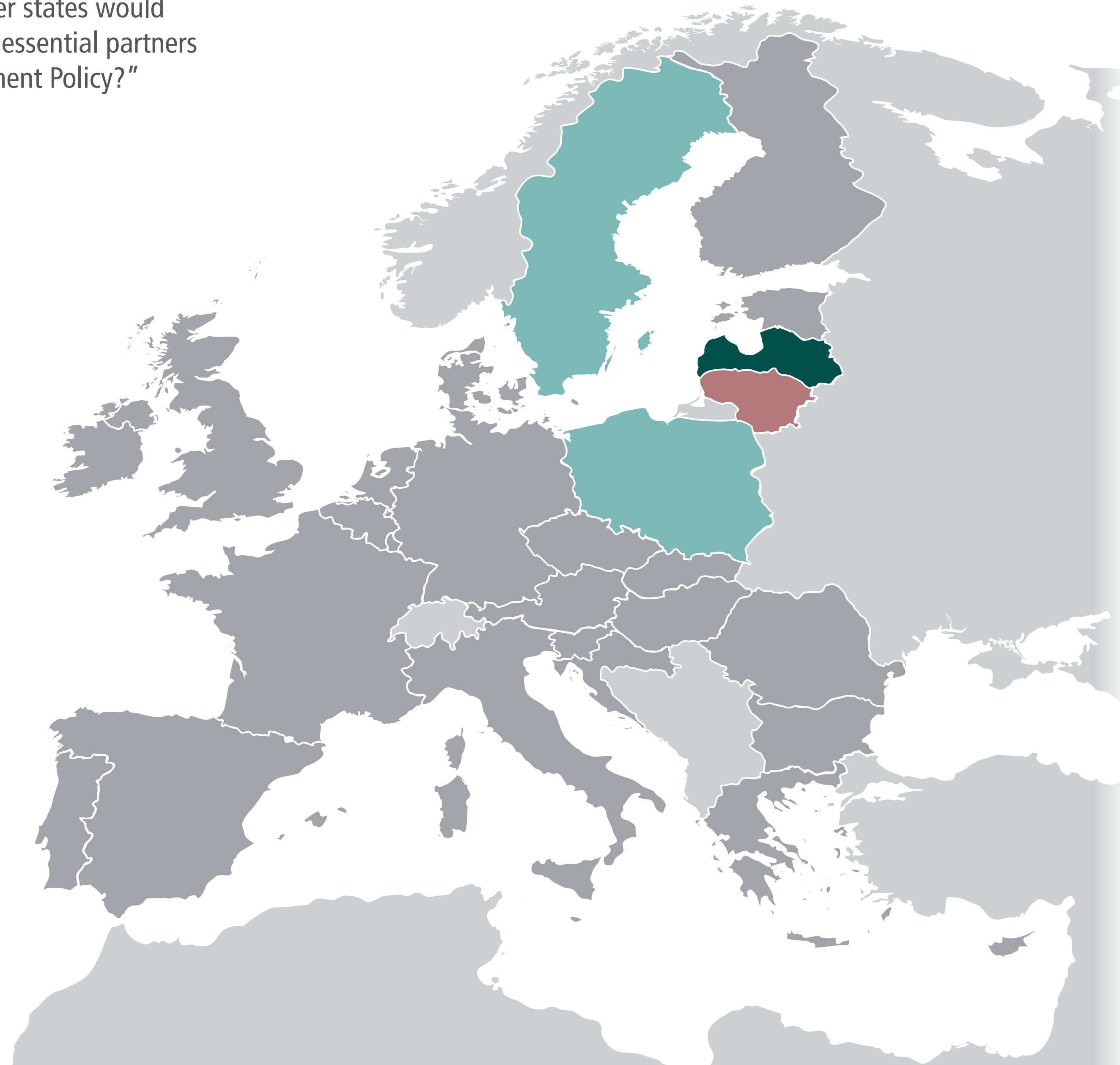
Partners Overview

**Foreign and Development Policy**

Security and Defense Policy

Economic and Social Policy

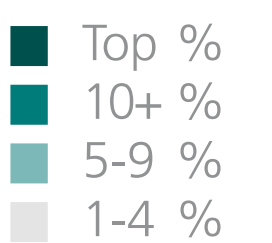
Fiscal Policy



Of 1756 votes by 285 respondents, Lithuania received 32 (1.8%)

Share of votes by group	
4%	Visegrád 4
2%	Affluent 7
2%	Big 6
1%	Founding 6
1%	Southern 7

Share of votes by country	
10%	Latvia
7%	Poland
5%	Sweden
4%	Romania
2%	Belgium
2%	Bulgaria
2%	Czech Rep.
2%	Denmark
2%	Finland
2%	Hungary
2%	Netherlands
1%	France
1%	Italy
1%	Spain



Rounded results. 0% shares not shown.

# Foreign and Development Policy Votes for Luxembourg

Q10

“Which other EU member states would your government see as essential partners in Foreign and Development Policy?”

- EU
- Big Six ▶
- Founding Six ▶
- Affluent Seven ▶
- Southern Seven ▶
- Visegrád Four ▶

- Austria
- Belgium
- Bulgaria
- Croatia
- Cyprus
- Czech Rep. ▶
- Denmark ▶
- Estonia
- Finland ▶
- France ▶
- Germany ▶
- Greece
- Hungary ▶
- Ireland
- Italy ▶
- Latvia
- Lithuania
- Luxembourg**
- Malta
- Netherlands ▶
- Poland ▶
- Portugal ▶
- Romania
- Slovakia
- Slovenia
- Spain ▶
- Sweden
- UK ▶

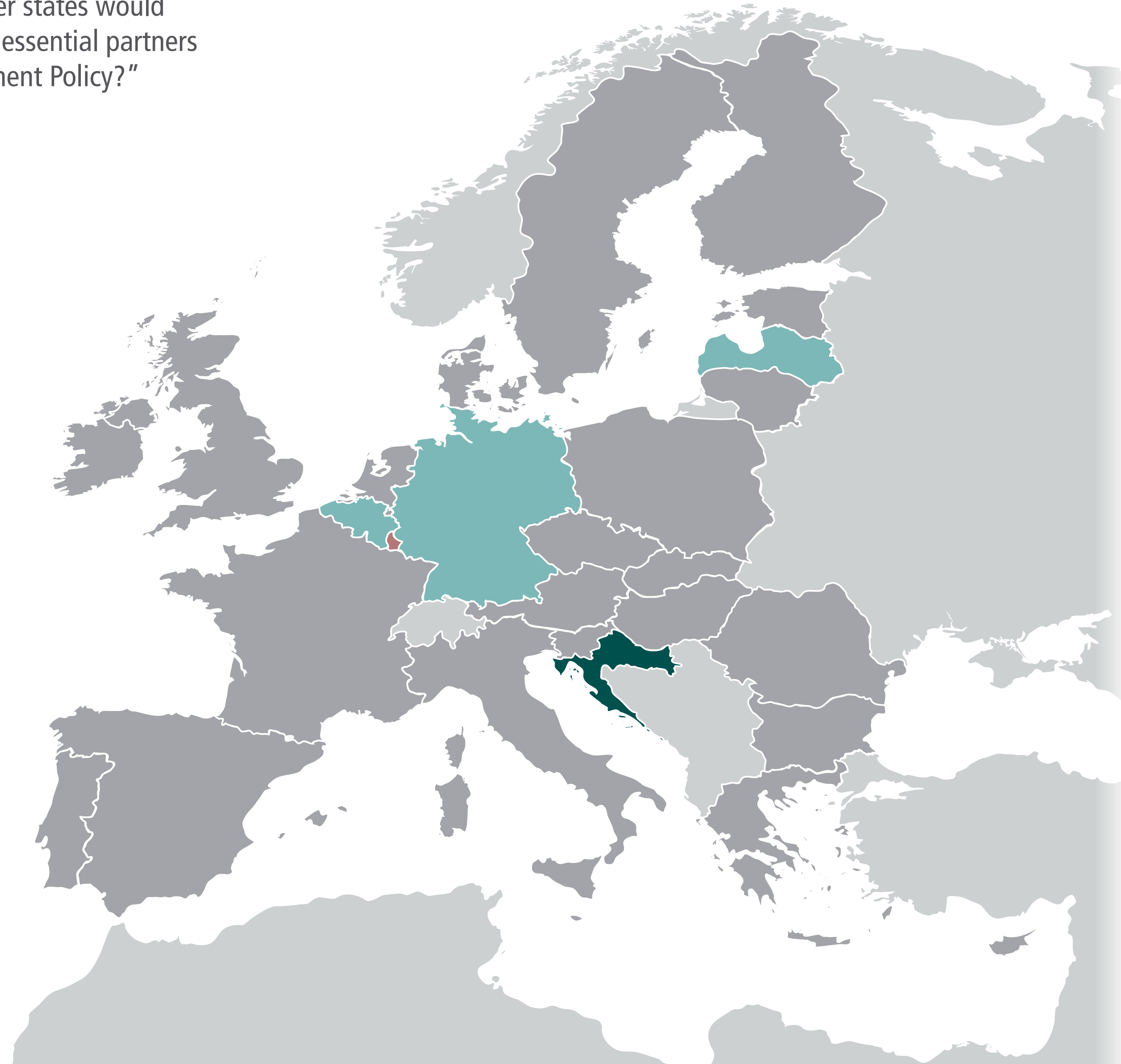
Partners Overview

**Foreign and Development Policy**

Security and Defense Policy

Economic and Social Policy

Fiscal Policy



Of 1756 votes by 285 respondents, Luxembourg received 41 (2.3%)

Share of votes by group
4%
3%
3%
2%
1%

Share of votes by country
7%
5%
5%
5%
4%
4%
4%
4%
3%
2%
2%
2%
2%
2%
2%
2%
2%
2%
1%
1%

Legend for map shading:

- Top %
- 10+ %
- 5-9 %
- 1-4 %

Rounded results. 0% shares not shown.

# Foreign and Development Policy Votes for Malta

Q10

“Which other EU member states would your government see as essential partners in Foreign and Development Policy?”

- EU
- Big Six ▶
- Founding Six ▶
- Affluent Seven ▶
- Southern Seven ▶
- Visegrád Four ▶

- Austria
- Belgium
- Bulgaria
- Croatia
- Cyprus
- Czech Rep. ▶
- Denmark ▶
- Estonia
- Finland ▶
- France ▶
- Germany ▶
- Greece
- Hungary ▶
- Ireland
- Italy ▶
- Latvia
- Lithuania
- Luxembourg
- Malta**
- Netherlands ▶
- Poland ▶
- Portugal ▶
- Romania
- Slovakia
- Slovenia
- Spain ▶
- Sweden
- UK ▶


Partners Overview

**Foreign and Development Policy**

Security and Defense Policy

Economic and Social Policy

Fiscal Policy



Of 1756 votes by 285 respondents, Malta received 19 (1.1%)

1% Affluent 7  
1% Big 6  
1% Founding 6  
1% Southern 7

Share of votes by group

4% Romania  
2% Belgium  
2% Bulgaria  
2% Denmark  
2% Italy  
2% Spain  
2% Sweden  
1% Hungary  
1% Netherlands

Share of votes by country

■ Top %  
■ 10+ %  
■ 5-9 %  
■ 1-4 %

Rounded results. 0% shares not shown.

# Foreign and Development Policy Votes for Netherlands by Netherlands

Q10

“Which other EU member states would your government see as essential partners in Foreign and Development Policy?”

- |                |                  |
|----------------|------------------|
| EU             | Affluent Seven ▶ |
| Big Six ▶      | Southern Seven ▶ |
| Founding Six ▶ | Visegrád Four ▶  |
- 
- |              |                      |
|--------------|----------------------|
| Austria      | Italy ▶              |
| Belgium      | Latvia               |
| Bulgaria     | Lithuania            |
| Croatia      | Luxembourg           |
| Cyprus       | Malta                |
| Czech Rep. ▶ | <b>Netherlands ▶</b> |
| Denmark ▶    | Poland ▶             |
| Estonia      | Portugal ▶           |
| Finland ▶    | Romania              |
| France ▶     | Slovakia             |
| Germany ▶    | Slovenia             |
| Greece       | Spain ▶              |
| Hungary ▶    | Sweden               |
| Ireland      | UK ▶                 |


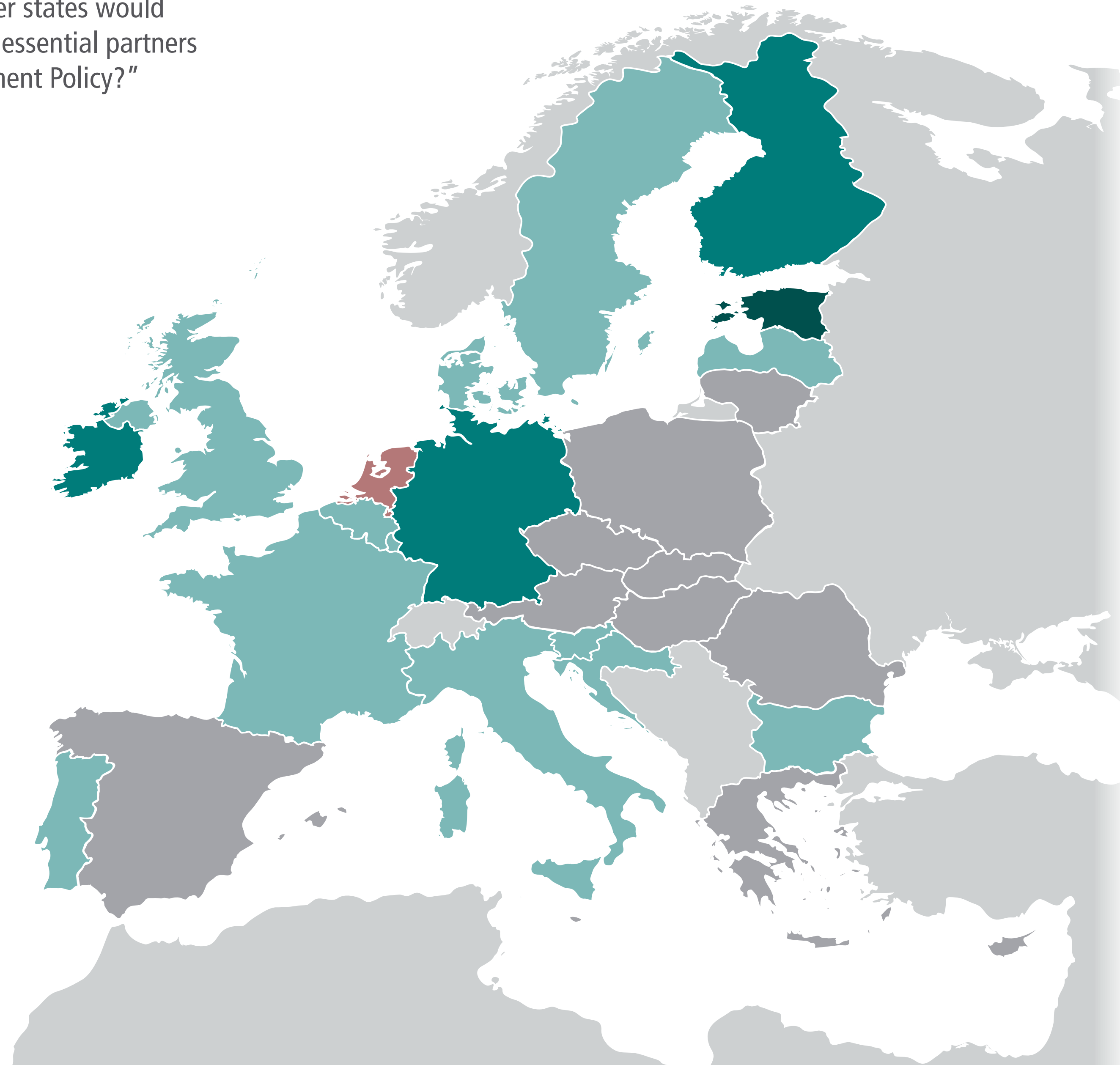
Partners Overview

**Foreign and Development Policy**

Security and Defense Policy

Economic and Social Policy

Fiscal Policy



Of 1756 votes by 285 respondents, Netherlands received 99 (5.6%)

6%	Affluent 7	Share of votes by group
6%	Big 6	
6%	Founding 6	
6%	Southern 7	
2%	Visegrád 4	

15%	Estonia	Share of votes by country
13%	Finland	
13%	Ireland	
10%	Germany	
8%	Belgium	
8%	Denmark	
8%	France	
8%	Portugal	
7%	Croatia	
7%	Slovenia	
7%	Sweden	
6%	Italy	
6%	UK	
5%	Bulgaria	
5%	Latvia	
5%	Luxembourg	
4%	Austria	
4%	Romania	
3%	Czech Rep.	
3%	Hungary	
3%	Spain	
2%	Lithuania	
1%	Poland	

- Top %
- 10+ %
- 5-9 %
- 1-4 %

Rounded results. 0% shares not shown.

# Foreign and Development Policy Votes for Netherlands by Netherlands

Q10

“Which other EU member states would your government see as essential partners in Foreign and Development Policy?”

- EU
- Big Six ▶
- Founding Six ▶
- Affluent Seven ▶
- Southern Seven ▶
- Visegrád Four ▶

- Austria
- Belgium
- Bulgaria
- Croatia
- Cyprus
- Czech Rep. ▶
- Denmark ▶
- Estonia
- Finland ▶
- France ▶
- Germany ▶
- Greece
- Hungary ▶
- Ireland
- Italy ▶
- Latvia
- Lithuania
- Luxembourg
- Malta
- Netherlands ▶**
- Poland ▶
- Portugal ▶
- Romania
- Slovakia
- Slovenia
- Spain ▶
- Sweden
- UK ▶

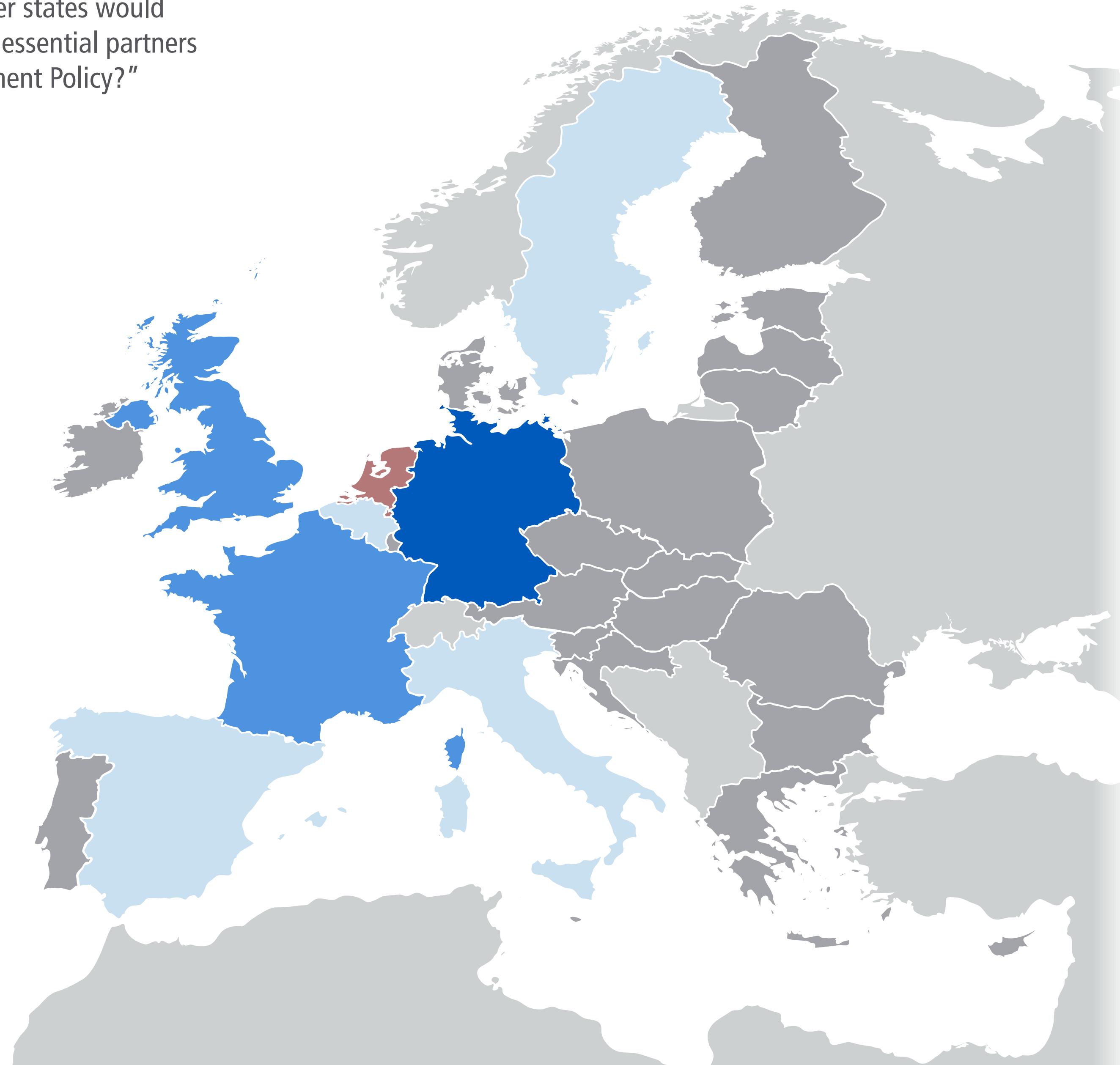
Partners Overview

**Foreign and Development Policy**

Security and Defense Policy

Economic and Social Policy

Fiscal Policy



Of 91 votes by 12 respondents, Germany received the most: 12

Group	Share of votes for group
Big 6	51%
Founding 6	37%
Southern 7	30%
Affluent 7	26%
Visegrád 4	8%

Country	Share of votes for country
Germany	13%
France	11%
UK	10%
Sweden	9%
Spain	7%
Belgium	5%
Italy	5%
Austria	4%
Poland	4%
Finland	3%
Croatia	2%
Denmark	2%
Greece	2%
Lithuania	2%
Luxembourg	2%
Portugal	2%
Romania	2%
Slovenia	2%
Bulgaria	1%
Cyprus	1%
Czech Rep.	1%
Estonia	1%
Hungary	1%
Ireland	1%
Latvia	1%
Malta	1%
Slovakia	1%

Rounded results. 0% shares not shown.



# Foreign and Development Policy Votes for Poland by Poland

Q10

“Which other EU member states would your government see as essential partners in Foreign and Development Policy?”

- EU
- Big Six ▶
- Founding Six ▶
- Affluent Seven ▶
- Southern Seven ▶
- Visegrád Four ▶

- Austria
- Belgium
- Bulgaria
- Croatia
- Cyprus
- Czech Rep. ▶
- Denmark ▶
- Estonia
- Finland ▶
- France ▶
- Germany ▶
- Greece
- Hungary ▶
- Ireland
- Italy ▶
- Latvia
- Lithuania
- Luxembourg
- Malta
- Netherlands ▶
- Poland ▶**
- Portugal ▶
- Romania
- Slovakia
- Slovenia
- Spain ▶
- Sweden
- UK ▶


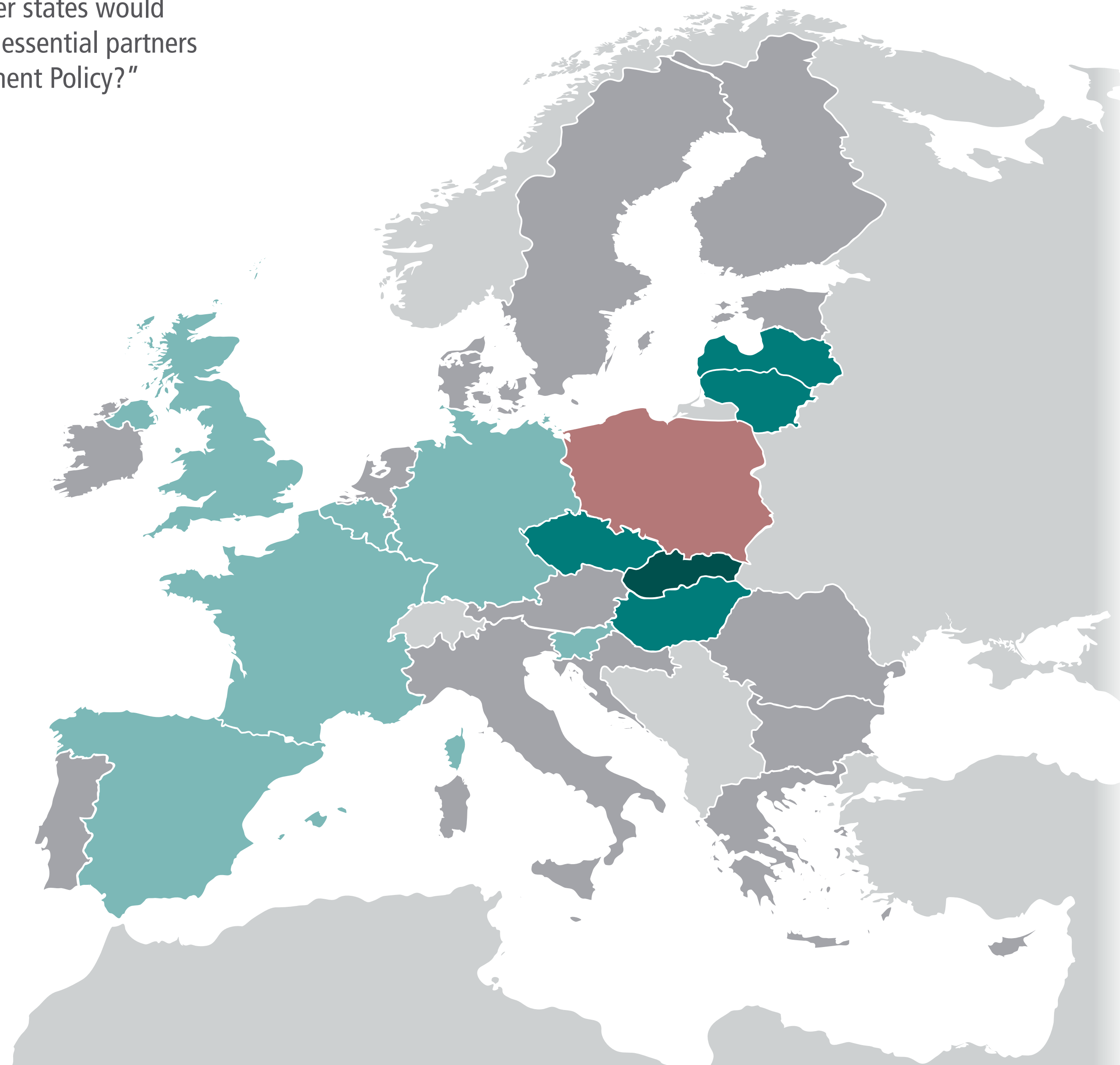
Partners Overview

**Foreign and Development Policy**

Security and Defense Policy

Economic and Social Policy

Fiscal Policy



Of 1756 votes by 285 respondents, Poland received 89 (5.1%)

Share of votes by group	Group
7%	Visegrád 4
5%	Big 6
5%	Founding 6
5%	Southern 7
4%	Affluent 7

Share of votes by country	Country
13%	Slovakia
12%	Czech Rep.
12%	Lithuania
10%	Hungary
10%	Latvia
9%	UK
7%	Germany
6%	France
6%	Spain
5%	Belgium
5%	Luxembourg
5%	Slovenia
4%	Austria
4%	Denmark
4%	Ireland
4%	Netherlands
4%	Portugal
3%	Italy
2%	Bulgaria
2%	Finland
2%	Romania
2%	Sweden

- Top %
- 10+ %
- 5-9 %
- 1-4 %

Rounded results. 0% shares not shown.

# Foreign and Development Policy Votes for Poland by Poland

Q10

“Which other EU member states would your government see as essential partners in Foreign and Development Policy?”

- EU
- Big Six ▶
- Founding Six ▶
- Affluent Seven ▶
- Southern Seven ▶
- Visegrád Four ▶

- Austria
- Belgium
- Bulgaria
- Croatia
- Cyprus
- Czech Rep. ▶
- Denmark ▶
- Estonia
- Finland ▶
- France ▶
- Germany ▶
- Greece
- Hungary ▶
- Ireland
- Italy ▶
- Latvia
- Lithuania
- Luxembourg
- Malta
- Netherlands ▶
- Poland ▶**
- Portugal ▶
- Romania
- Slovakia
- Slovenia
- Spain ▶
- Sweden
- UK ▶

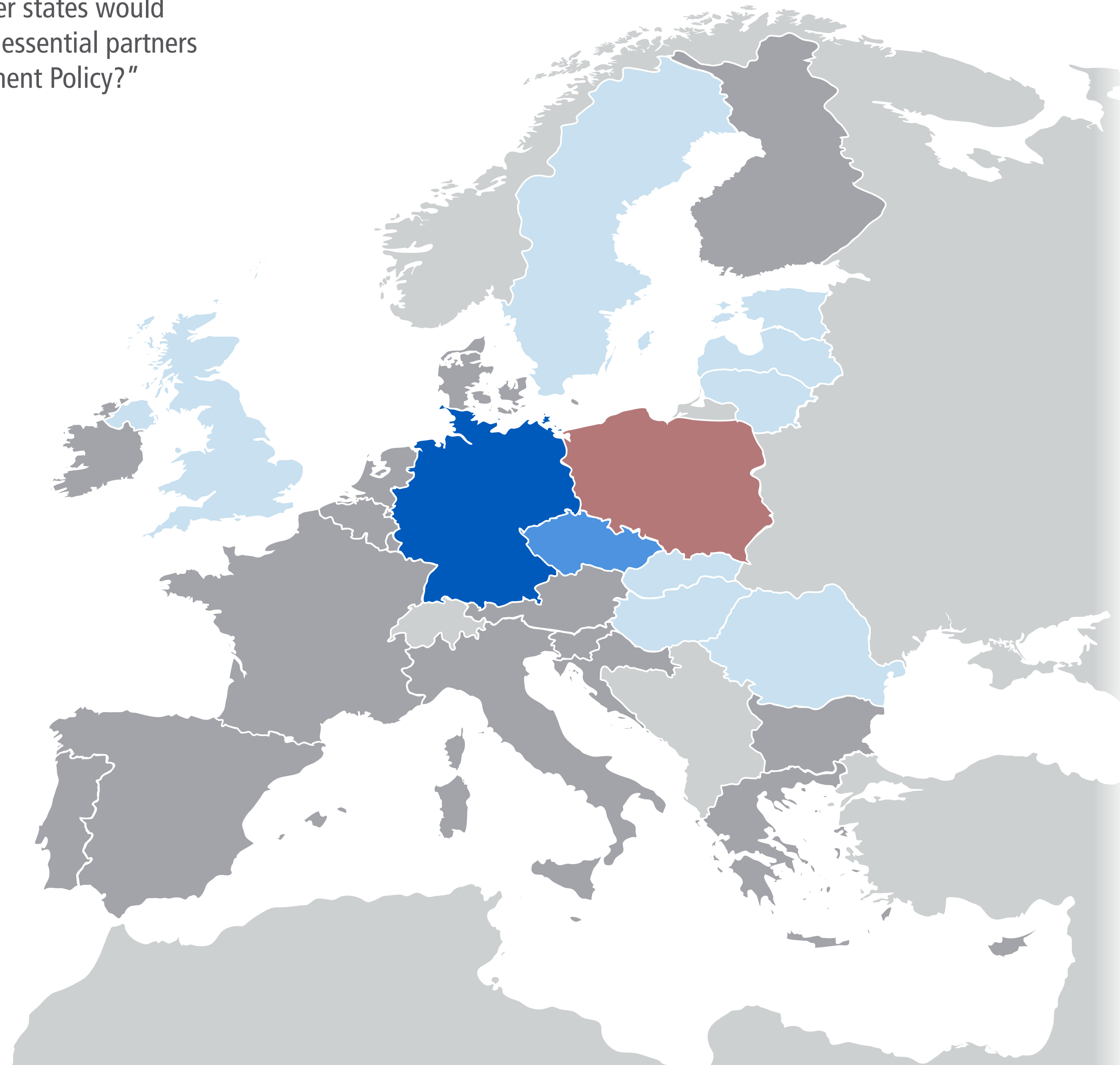
Partners Overview

**Foreign and Development Policy**

Security and Defense Policy

Economic and Social Policy

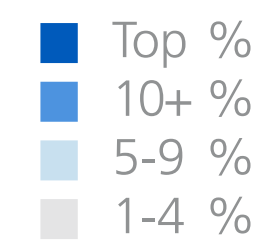
Fiscal Policy



Of 106 votes by 20 respondents, Germany received the most: 13

Share of votes for group	Group
29%	Visegrád 4
28%	Big 6
17%	Founding 6
16%	Affluent 7
7%	Southern 7

Share of votes for country	Country
12%	Germany
10%	Czech Rep.
9%	Hungary
9%	Slovakia
9%	UK
8%	Sweden
7%	Lithuania
6%	Estonia
6%	Latvia
5%	Romania
3%	Denmark
3%	Finland
3%	Spain
2%	Croatia
2%	France
2%	Italy
2%	Slovenia
1%	Austria
1%	Netherlands



Rounded results. 0% shares not shown.

# Foreign and Development Policy Votes for Portugal by Portugal

Q10

“Which other EU member states would your government see as essential partners in Foreign and Development Policy?”

- EU
- Big Six ▶
- Founding Six ▶
- Affluent Seven ▶
- Southern Seven ▶
- Visegrád Four ▶

- Austria
- Belgium
- Bulgaria
- Croatia
- Cyprus
- Czech Rep. ▶
- Denmark ▶
- Estonia
- Finland ▶
- France ▶
- Germany ▶
- Greece
- Hungary ▶
- Ireland
- Italy ▶
- Latvia
- Lithuania
- Luxembourg
- Malta
- Netherlands ▶
- Poland ▶
- Portugal ▶**
- Romania
- Slovakia
- Slovenia
- Spain ▶
- Sweden
- UK ▶


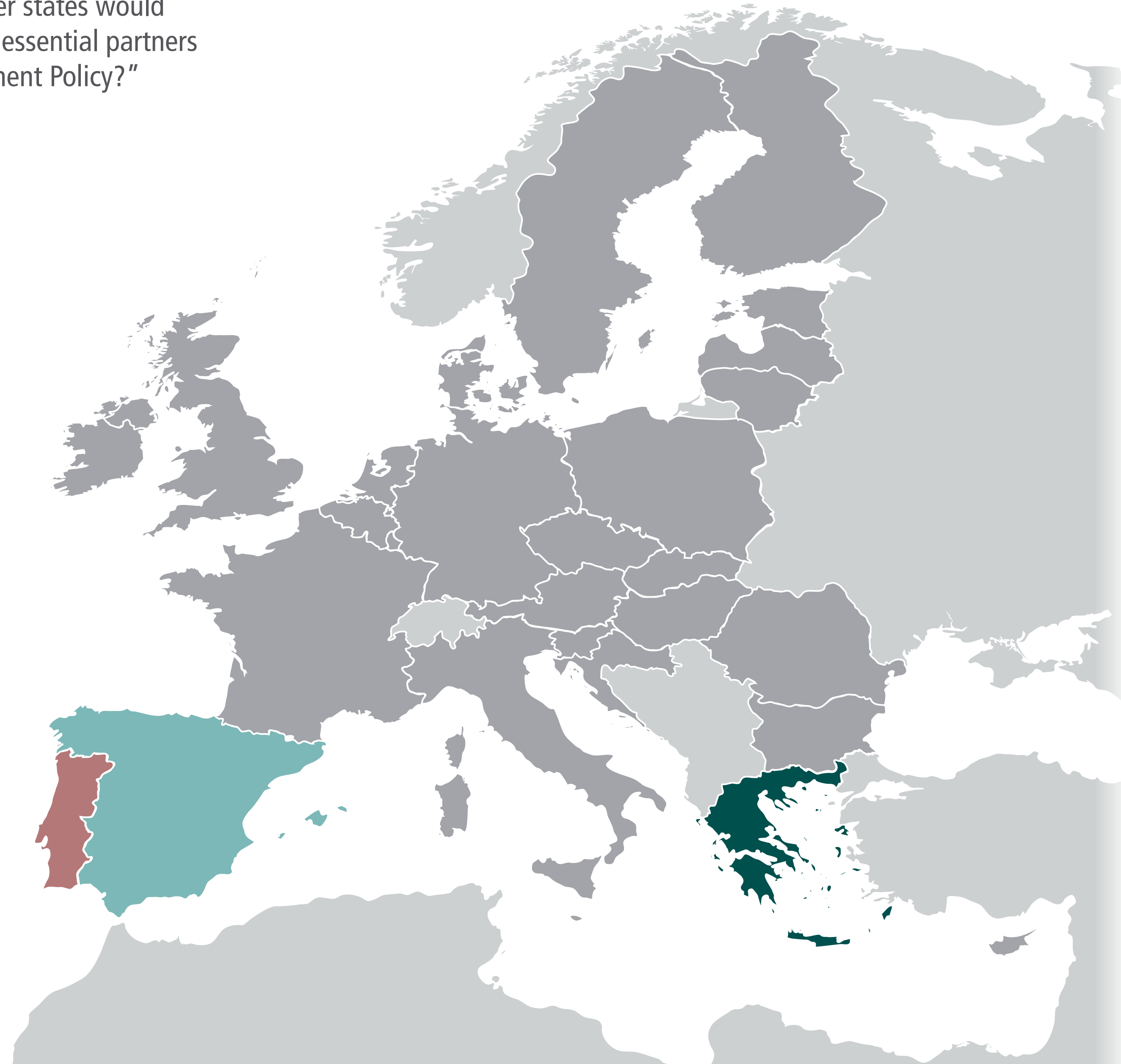
Partners Overview

**Foreign and Development Policy**

Security and Defense Policy

Economic and Social Policy

Fiscal Policy



Of 1756 votes by 285 respondents, Portugal received 33 (1.9%)

3% Big 6  
3% Southern 7  
2% Affluent 7  
2% Founding 6

Share of votes by group

9% Greece  
6% Spain  
4% Austria  
4% Romania  
3% Belgium  
3% Italy  
2% Bulgaria  
2% France  
2% Netherlands  
2% Sweden  
1% Denmark  
1% Germany  
1% Hungary

Share of votes by country

■ Top %  
■ 10+ %  
■ 5-9 %  
■ 1-4 %

Rounded results. 0% shares not shown.

# Foreign and Development Policy Votes for Portugal by Portugal

Q10

“Which other EU member states would your government see as essential partners in Foreign and Development Policy?”

- EU
- Big Six ▶
- Founding Six ▶
- Affluent Seven ▶
- Southern Seven ▶
- Visegrád Four ▶

- Austria
- Belgium
- Bulgaria
- Croatia
- Cyprus
- Czech Rep. ▶
- Denmark ▶
- Estonia
- Finland ▶
- France ▶
- Germany ▶
- Greece
- Hungary ▶
- Ireland
- Italy ▶
- Latvia
- Lithuania
- Luxembourg
- Malta
- Netherlands ▶
- Poland ▶
- Portugal ▶**
- Romania
- Slovakia
- Slovenia
- Spain ▶
- Sweden
- UK ▶

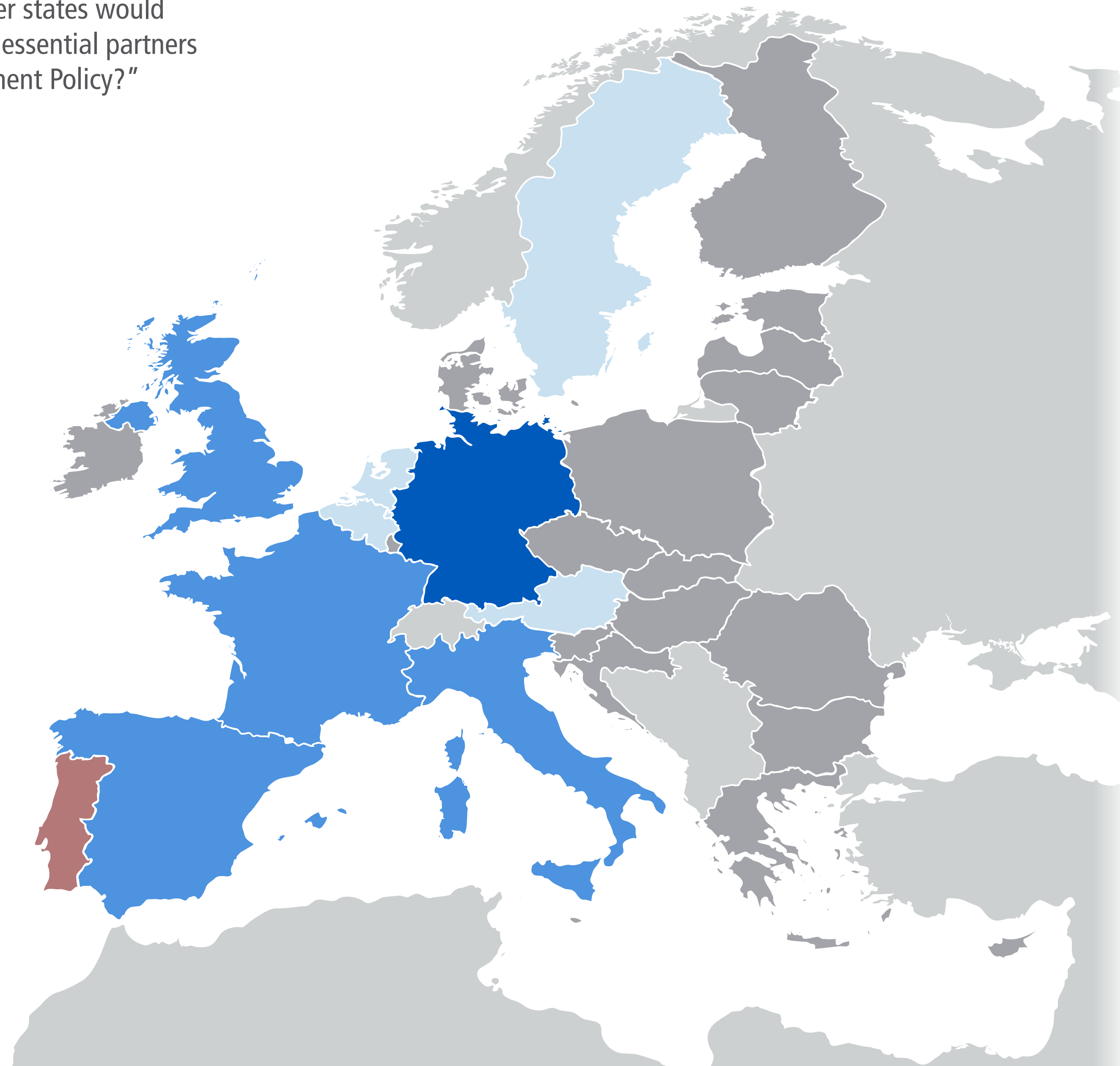
Partners Overview

**Foreign and Development Policy**

Security and Defense Policy

Economic and Social Policy

Fiscal Policy



Of 83 votes by 14 respondents, Germany received the most: 12

Share of votes for group	Group
63%	Big 6
54%	Founding 6
39%	Southern 7
31%	Affluent 7
4%	Visegrád 4

Share of votes for country	Country
14%	Germany
13%	France
11%	Italy
11%	Spain
10%	UK
8%	Netherlands
6%	Belgium
6%	Sweden
5%	Austria
4%	Greece
4%	Poland
2%	Denmark
2%	Finland
1%	Bulgaria
1%	Ireland
1%	Luxembourg

- Top %
- 10+ %
- 5-9 %
- 1-4 %

Rounded results. 0% shares not shown.

# Foreign and Development Policy Votes for Romania

Q10

“Which other EU member states would your government see as essential partners in Foreign and Development Policy?”

- EU
- Big Six ▶
- Founding Six ▶
- Affluent Seven ▶
- Southern Seven ▶
- Visegrád Four ▶

- Austria
- Belgium
- Bulgaria
- Croatia
- Cyprus
- Czech Rep. ▶
- Denmark ▶
- Estonia
- Finland ▶
- France ▶
- Germany ▶
- Greece
- Hungary ▶
- Ireland
- Italy ▶
- Latvia
- Lithuania
- Luxembourg
- Malta
- Netherlands ▶
- Poland ▶
- Portugal ▶
- Romania**
- Slovakia
- Slovenia
- Spain ▶
- Sweden
- UK ▶


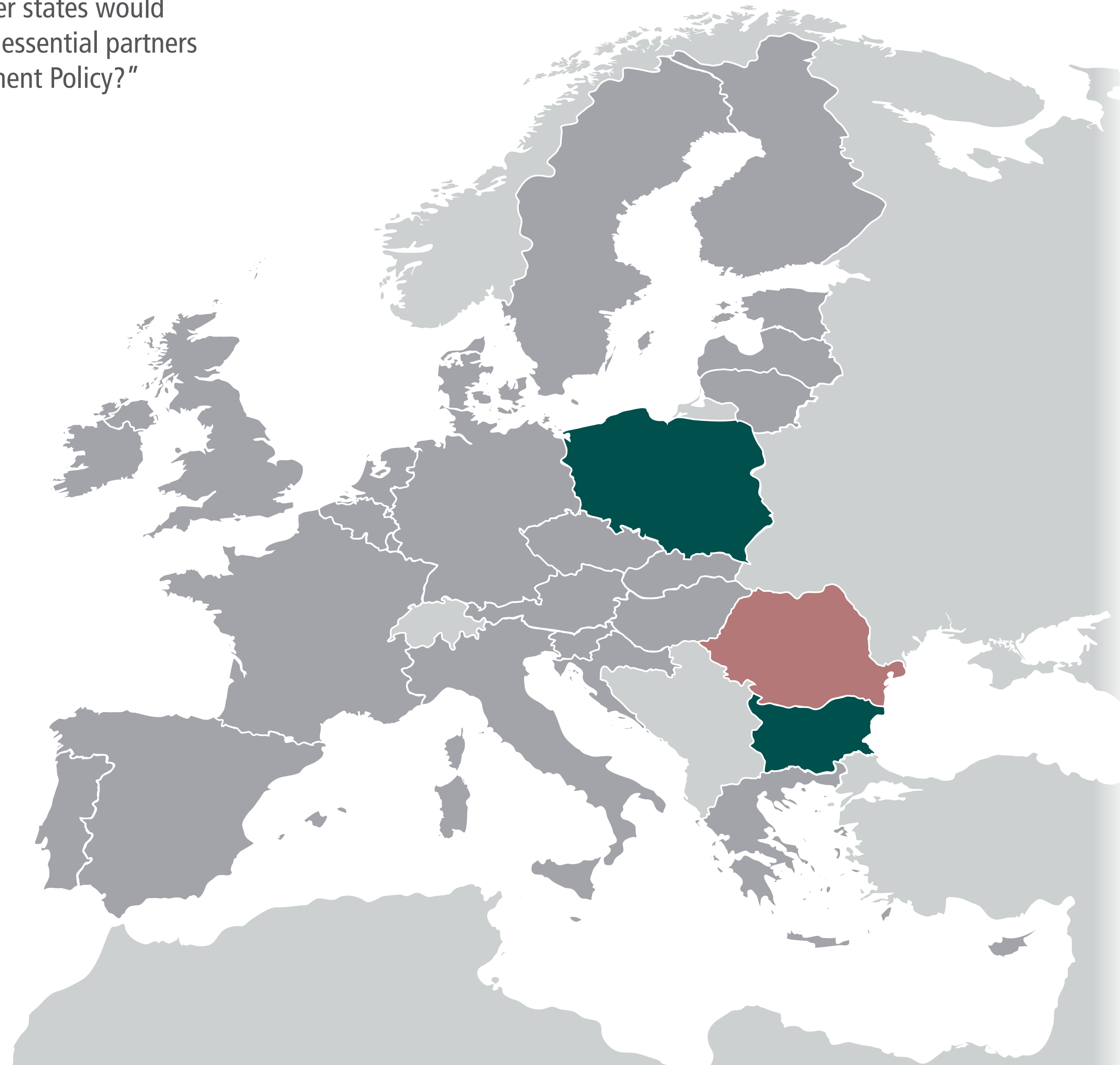
Partners Overview

**Foreign and Development Policy**

Security and Defense Policy

Economic and Social Policy

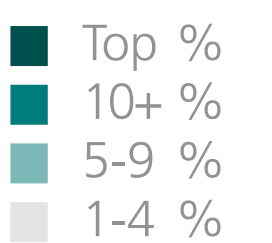
Fiscal Policy



Of 1756 votes by 285 respondents, Romania received 23 (1.3%)

Share of votes by group	
2%	Big 6
2%	Visegrád 4
1%	Affluent 7
1%	Founding 6
1%	Southern 7

Share of votes by country	
5%	Bulgaria
5%	Poland
3%	Belgium
2%	Hungary
2%	Italy
2%	Netherlands
2%	Spain
2%	Sweden
1%	Denmark
1%	France



Rounded results. 0% shares not shown.

# Foreign and Development Policy Votes for Slovakia

Q10

“Which other EU member states would your government see as essential partners in Foreign and Development Policy?”

- EU
- Big Six ▶
- Founding Six ▶
- Affluent Seven ▶
- Southern Seven ▶
- Visegrád Four ▶

- Austria
- Belgium
- Bulgaria
- Croatia
- Cyprus
- Czech Rep. ▶
- Denmark ▶
- Estonia
- Finland ▶
- France ▶
- Germany ▶
- Greece
- Hungary ▶
- Ireland
- Italy ▶
- Latvia
- Lithuania
- Luxembourg
- Malta
- Netherlands ▶
- Poland ▶
- Portugal ▶
- Romania
- Slovakia**
- Slovenia
- Spain ▶
- Sweden
- UK ▶

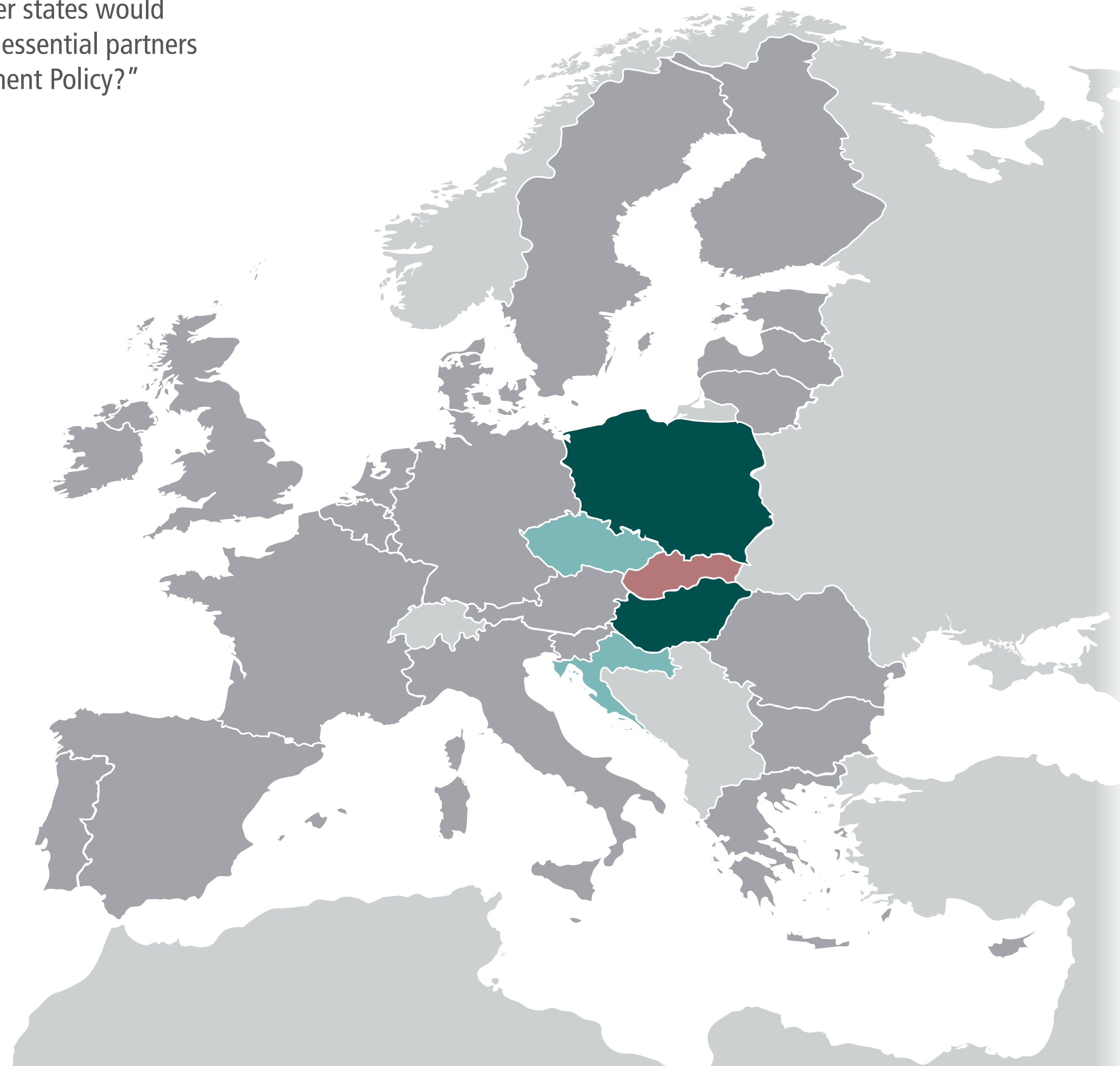
Partners Overview

**Foreign and Development Policy**

Security and Defense Policy

Economic and Social Policy

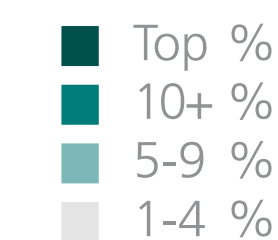
Fiscal Policy



Of 1756 votes by 285 respondents, Slovakia received 45 (2.6%)

Share of votes by group	
9%	Visegrád 4
2%	Big 6
1%	Affluent 7
1%	Founding 6
1%	Southern 7

Share of votes by country	
9%	Hungary
9%	Poland
8%	Czech Rep.
7%	Croatia
4%	Bulgaria
4%	Romania
3%	Latvia
2%	Belgium
2%	Slovenia
2%	Spain
2%	Sweden
1%	Denmark
1%	Germany
1%	Italy
1%	Netherlands



Rounded results. 0% shares not shown.

# Foreign and Development Policy Votes for Slovenia

Q10

“Which other EU member states would your government see as essential partners in Foreign and Development Policy?”

- EU
- Big Six ▶
- Founding Six ▶
- Affluent Seven ▶
- Southern Seven ▶
- Visegrád Four ▶

- Austria
- Belgium
- Bulgaria
- Croatia
- Cyprus
- Czech Rep. ▶
- Denmark ▶
- Estonia
- Finland ▶
- France ▶
- Germany ▶
- Greece
- Hungary ▶
- Ireland
- Italy ▶
- Latvia
- Lithuania
- Luxembourg
- Malta
- Netherlands ▶
- Poland ▶
- Portugal ▶
- Romania
- Slovakia
- Slovenia**
- Spain ▶
- Sweden
- UK ▶


Partners Overview

Foreign and Development Policy

Security and Defense Policy

Economic and Social Policy

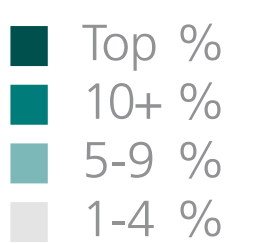
Fiscal Policy



Of 1756 votes by 285 respondents, Slovenia received 28 (1.6%)

Share of votes by group	
3%	Visegrád 4
1%	Affluent 7
1%	Big 6
1%	Founding 6
1%	Southern 7

Share of votes by country	
6%	Hungary
4%	Bulgaria
4%	Romania
3%	Latvia
2%	Belgium
2%	Italy
2%	Netherlands
2%	Poland
2%	Sweden
1%	Denmark
1%	Germany
1%	Spain



Rounded results. 0% shares not shown.

# Foreign and Development Policy Votes for Spain by Spain

Q10

“Which other EU member states would your government see as essential partners in Foreign and Development Policy?”

- EU
- Big Six ▶
- Founding Six ▶
- Affluent Seven ▶
- Southern Seven ▶
- Visegrád Four ▶

- Austria
- Belgium
- Bulgaria
- Croatia
- Cyprus
- Czech Rep. ▶
- Denmark ▶
- Estonia
- Finland ▶
- France ▶
- Germany ▶
- Greece
- Hungary ▶
- Ireland
- Italy ▶
- Latvia
- Lithuania
- Luxembourg
- Malta
- Netherlands ▶
- Poland ▶
- Portugal ▶
- Romania
- Slovakia
- Slovenia
- Spain ▶**
- Sweden
- UK ▶


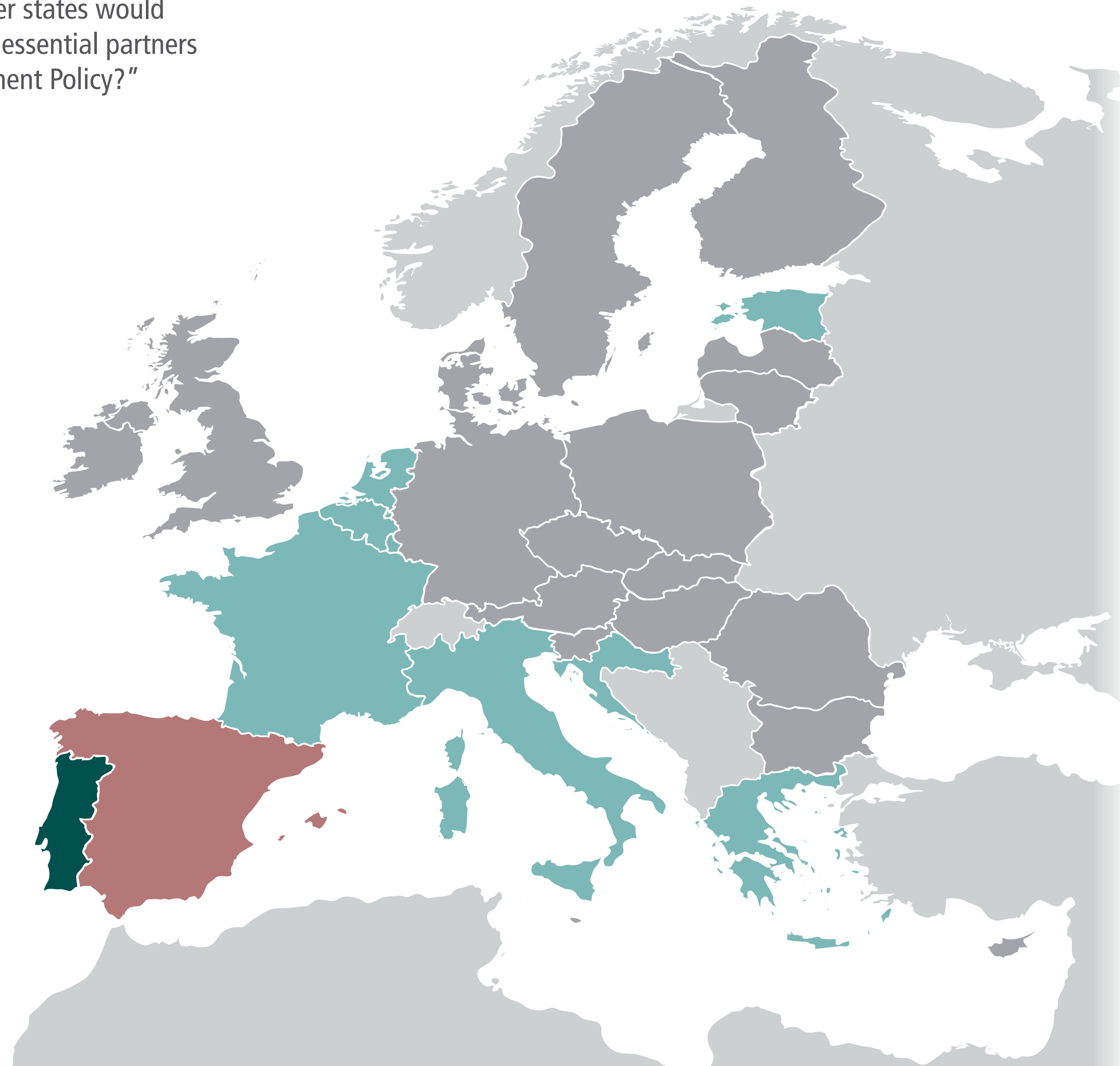
Partners Overview

**Foreign and Development Policy**

Security and Defense Policy

Economic and Social Policy

Fiscal Policy



Of 1756 votes by 285 respondents, Spain received 68 (3.9%)

Share of votes by group
6% Founding 6
6% Southern 7
4% Big 6
3% Affluent 7
2% Visegrád 4

Share of votes by country
11% Portugal
9% France
9% Greece
8% Estonia
7% Croatia
7% Netherlands
6% Italy
5% Belgium
5% Luxembourg
4% Austria
4% Bulgaria
4% Germany
4% Ireland
4% Romania
3% Latvia
3% Poland
3% UK
2% Denmark
2% Hungary
2% Slovenia
2% Sweden

- Top %
- 10+ %
- 5-9 %
- 1-4 %

Rounded results. 0% shares not shown.



# Foreign and Development Policy Votes for Spain by Spain

Q10

“Which other EU member states would your government see as essential partners in Foreign and Development Policy?”

- EU
- Big Six ▶
- Founding Six ▶
- Affluent Seven ▶
- Southern Seven ▶
- Visegrád Four ▶

- Austria
- Belgium
- Bulgaria
- Croatia
- Cyprus
- Czech Rep. ▶
- Denmark ▶
- Estonia
- Finland ▶
- France ▶
- Germany ▶
- Greece
- Hungary ▶
- Ireland
- Italy ▶
- Latvia
- Lithuania
- Luxembourg
- Malta
- Netherlands ▶
- Poland ▶
- Portugal ▶
- Romania
- Slovakia
- Slovenia
- Spain ▶**
- Sweden
- UK ▶

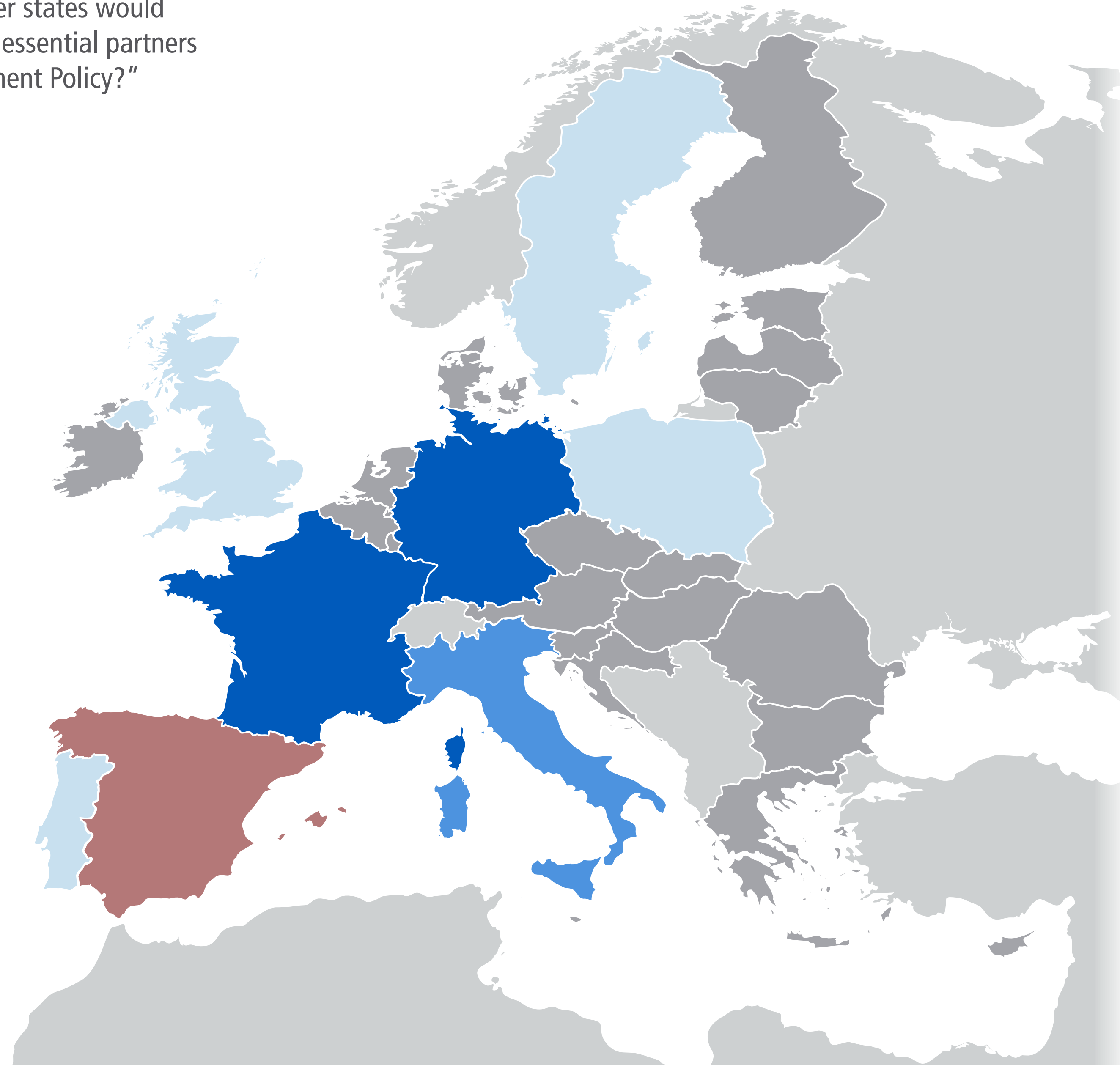
Partners Overview

**Foreign and Development Policy**

Security and Defense Policy

Economic and Social Policy

Fiscal Policy



Of 158 votes by 23 respondents, France received the most: 20

Share of votes for group	Group
48%	Big 6
44%	Founding 6
35%	Southern 7
22%	Affluent 7
13%	Visegrád 4

Share of votes for country	Country
13%	France
13%	Germany
10%	Italy
6%	Poland
6%	Portugal
6%	UK
5%	Sweden
4%	Austria
4%	Belgium
3%	Czech Rep.
3%	Greece
3%	Ireland
3%	Netherlands
2%	Bulgaria
2%	Cyprus
2%	Denmark
2%	Finland
2%	Hungary
2%	Luxembourg
2%	Malta
2%	Romania
2%	Slovakia
1%	Croatia
1%	Estonia
1%	Latvia
1%	Lithuania
1%	Slovenia

Rounded results. 0% shares not shown.

# Foreign and Development Policy Votes for Sweden

Q10

“Which other EU member states would your government see as essential partners in Foreign and Development Policy?”

- EU
- Big Six ▶
- Founding Six ▶
- Affluent Seven ▶
- Southern Seven ▶
- Visegrád Four ▶

- Austria
- Belgium
- Bulgaria
- Croatia
- Cyprus
- Czech Rep. ▶
- Denmark ▶
- Estonia
- Finland ▶
- France ▶
- Germany ▶
- Greece
- Hungary ▶
- Ireland
- Italy ▶
- Latvia
- Lithuania
- Luxembourg
- Malta
- Netherlands ▶
- Poland ▶
- Portugal ▶
- Romania
- Slovakia
- Slovenia
- Spain ▶
- Sweden**
- UK ▶


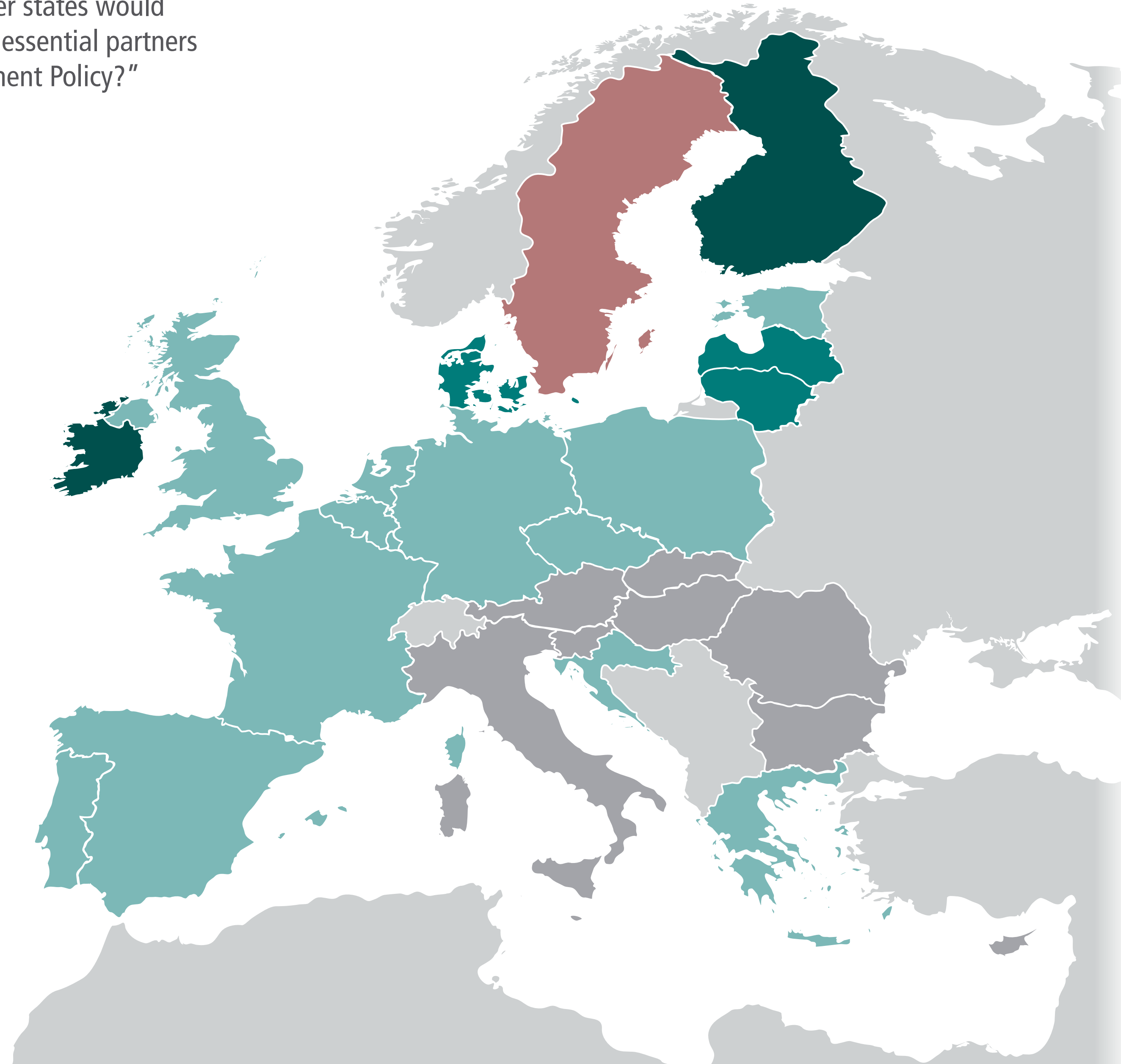
Partners Overview

**Foreign and Development Policy**

Security and Defense Policy

Economic and Social Policy

Fiscal Policy



Of 1756 votes by 285 respondents, Sweden received 116 (6.6%)

Share of votes by group	Group
8%	Affluent 7
7%	Big 6
7%	Founding 6
6%	Southern 7
5%	Visegrád 4

Share of votes by country	Country
17%	Finland
17%	Ireland
16%	Lithuania
10%	Denmark
10%	Latvia
9%	France
9%	Greece
9%	Netherlands
9%	UK
8%	Estonia
8%	Poland
7%	Croatia
7%	Czech Rep.
7%	Germany
6%	Portugal
5%	Belgium
5%	Luxembourg
5%	Spain
4%	Bulgaria
4%	Italy
4%	Romania
2%	Hungary
2%	Slovenia

- Top %
- 10+ %
- 5-9 %
- 1-4 %

Rounded results. 0% shares not shown.

# Foreign and Development Policy Votes for UK by UK

Q10

“Which other EU member states would your government see as essential partners in Foreign and Development Policy?”

- EU
- Big Six ▶
- Founding Six ▶
- Affluent Seven ▶
- Southern Seven ▶
- Visegrád Four ▶

- Austria
- Belgium
- Bulgaria
- Croatia
- Cyprus
- Czech Rep. ▶
- Denmark ▶
- Estonia
- Finland ▶
- France ▶
- Germany ▶
- Greece
- Hungary ▶
- Ireland
- Italy ▶
- Latvia
- Lithuania
- Luxembourg
- Malta
- Netherlands ▶
- Poland ▶
- Portugal ▶
- Romania
- Slovakia
- Slovenia
- Spain ▶
- Sweden
- UK ▶**


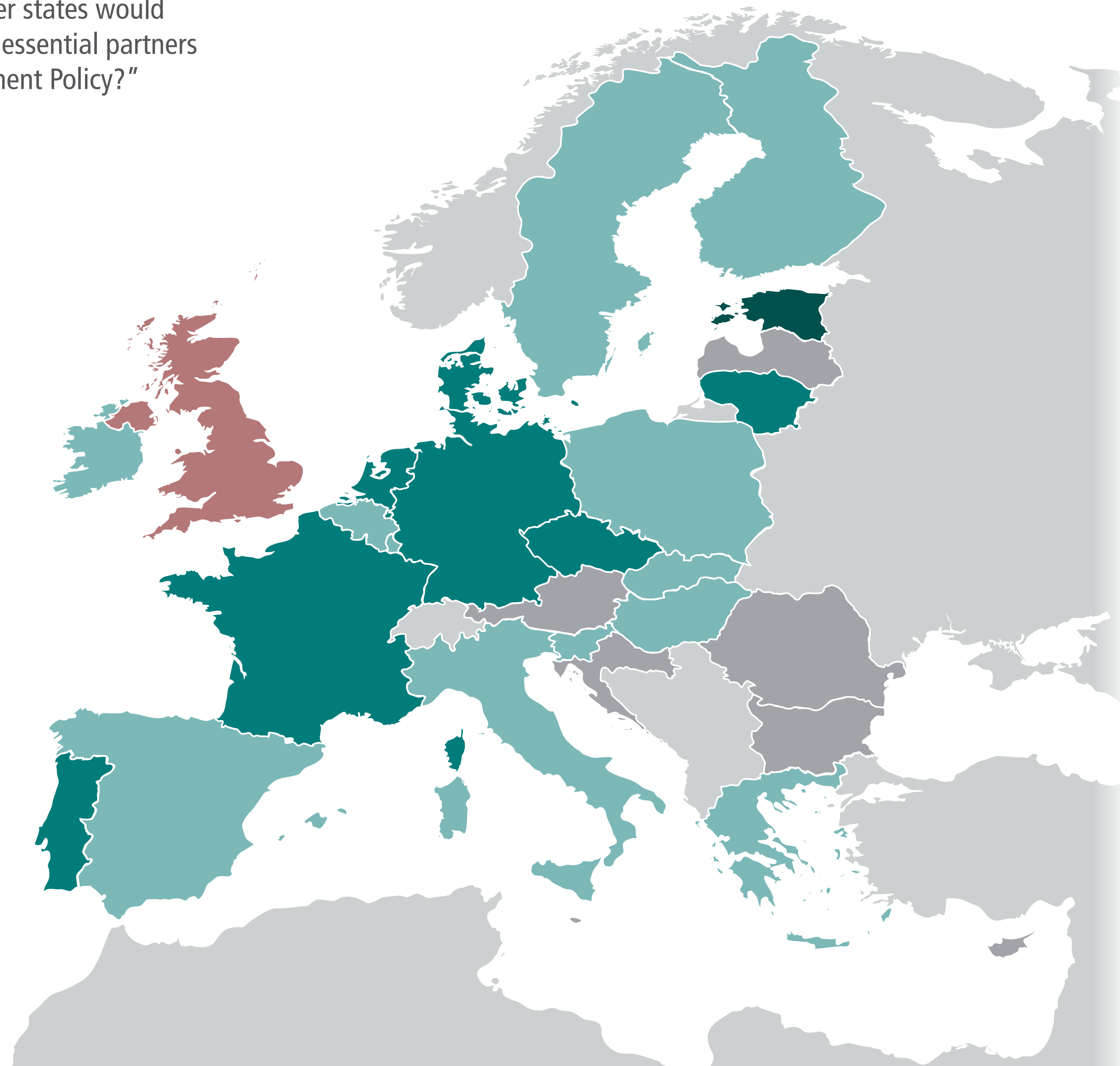
Partners Overview

**Foreign and Development Policy**

Security and Defense Policy

Economic and Social Policy

Fiscal Policy



Of 1756 votes by 285 respondents, UK received 140 (8%)

Group	Share of votes by group
Big 6	9%
Founding 6	9%
Visegrád 4	9%
Affluent 7	8%
Southern 7	8%

Country	Share of votes by country
Estonia	15%
Germany	14%
Lithuania	14%
Denmark	12%
France	11%
Czech Rep.	10%
Netherlands	10%
Portugal	10%
Greece	9%
Poland	9%
Sweden	9%
Hungary	8%
Ireland	8%
Italy	7%
Slovakia	7%
Finland	6%
Spain	6%
Belgium	5%
Luxembourg	5%
Slovenia	5%
Austria	4%
Bulgaria	4%
Latvia	3%
Romania	2%

- Top %
- 10+ %
- 5-9 %
- 1-4 %

Rounded results. 0% shares not shown.

# Foreign and Development Policy Votes for UK by UK

Q10

“Which other EU member states would your government see as essential partners in Foreign and Development Policy?”

- EU
- Big Six ▶
- Founding Six ▶
- Affluent Seven ▶
- Southern Seven ▶
- Visegrád Four ▶

- Austria
- Belgium
- Bulgaria
- Croatia
- Cyprus
- Czech Rep. ▶
- Denmark ▶
- Estonia
- Finland ▶
- France ▶
- Germany ▶
- Greece
- Hungary ▶
- Ireland
- Italy ▶
- Latvia
- Lithuania
- Luxembourg
- Malta
- Netherlands ▶
- Poland ▶
- Portugal ▶
- Romania
- Slovakia
- Slovenia
- Spain ▶
- Sweden
- UK ▶**

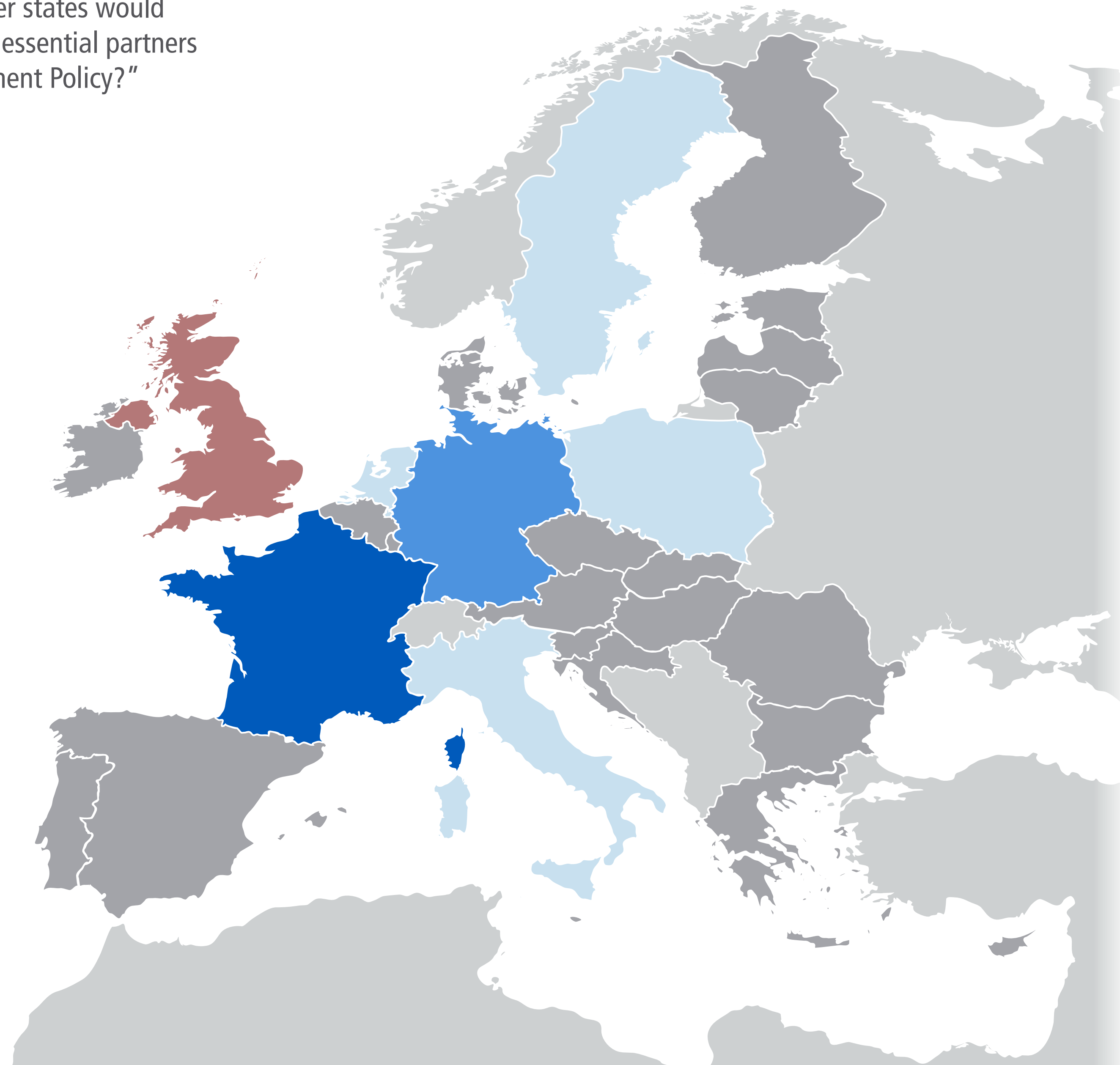
Partners Overview

**Foreign and Development Policy**

Security and Defense Policy

Economic and Social Policy

Fiscal Policy



Of 32 votes by 10 respondents, France received the most: 9

- 72% Big 6
- 69% Founding 6
- 38% Southern 7
- 22% Affluent 7
- 9% Visegrád 4

Share of votes for group

- 28% France
- 25% Germany
- 9% Poland
- 9% Sweden
- 6% Italy
- 6% Netherlands
- 3% Belgium
- 3% Denmark
- 3% Ireland
- 3% Spain

Share of votes for country

- Top %
- 10+ %
- 5-9 %
- 1-4 %

Rounded results. 0% shares not shown.

# Security and Defense Policy Votes total EU

Q11

“Which other EU member states would your government see as essential partners in Security and Defense Policy?”

- EU
- Big Six ▶
- Founding Six ▶
- Affluent Seven ▶
- Southern Seven ▶
- Visegrád Four ▶

- Austria ▶
- Belgium ▶
- Bulgaria ▶
- Croatia ▶
- Cyprus ▶
- Czech Rep. ▶
- Denmark ▶
- Estonia ▶
- Finland ▶
- France ▶
- Germany ▶
- Greece ▶
- Hungary ▶
- Ireland ▶
- Italy ▶
- Latvia ▶
- Lithuania ▶
- Luxembourg ▶
- Malta ▶
- Netherlands ▶
- Poland ▶
- Portugal ▶
- Romania ▶
- Slovakia ▶
- Slovenia ▶
- Spain ▶
- Sweden ▶
- UK ▶


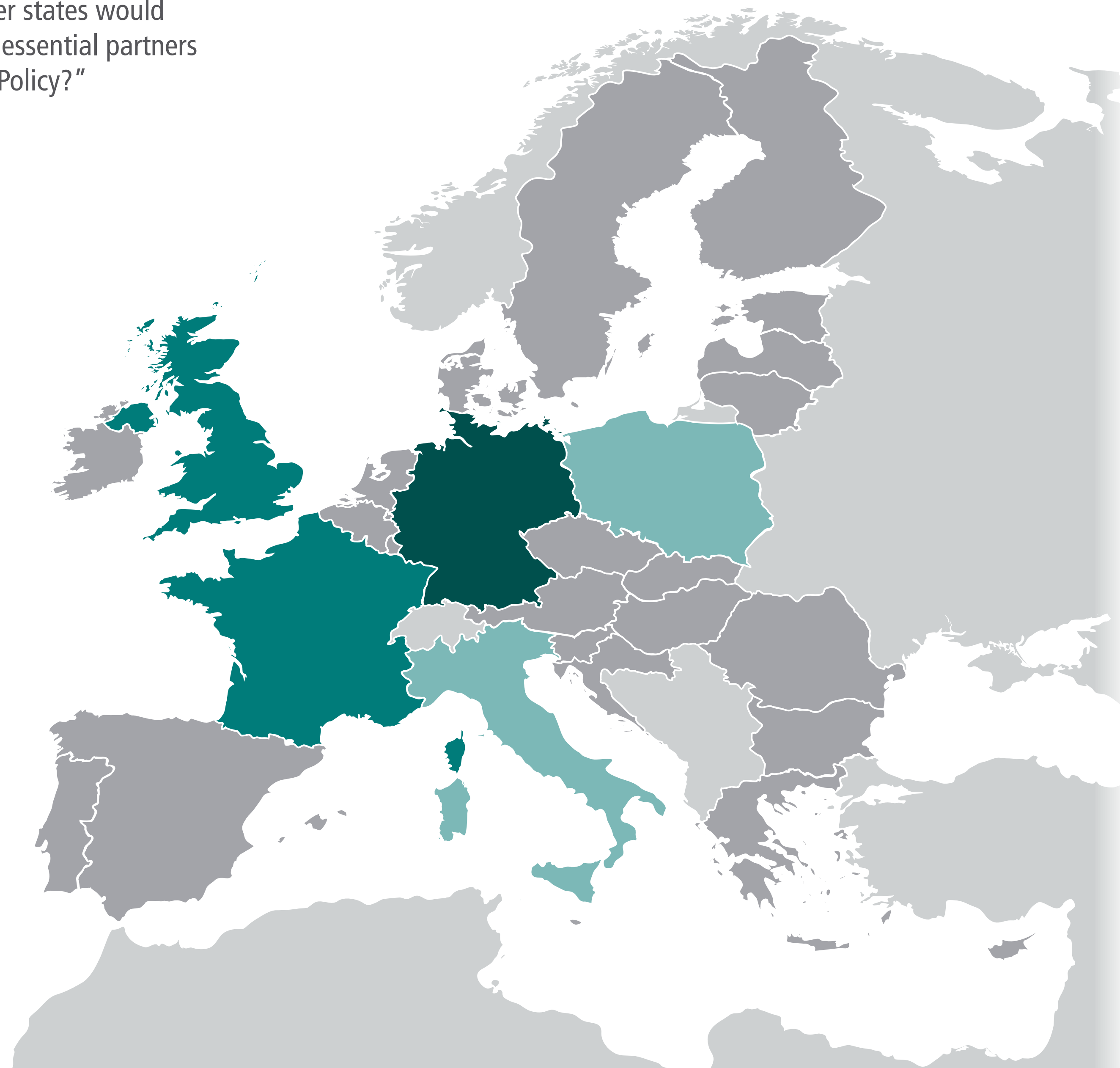
Partners Overview

Foreign and Development Policy

**Security and Defense Policy**

Economic and Social Policy

Fiscal Policy



Of 1662 votes by 285 respondents, Germany received the most: 208

Group	Share of votes for group
Big 6	50.6%
Founding 6	37.6%
Southern 7	25.5%
Affluent 7	20.5%
Visegrád 4	15.4%

Country	Share of votes for country
Germany	12.5%
France	11.0%
UK	9.9%
Poland	7.6%
Italy	6.3%
Sweden	4.2%
Netherlands	3.9%
Estonia	3.4%
Finland	3.4%
Austria	3.2%
Spain	3.2%
Latvia	3.0%
Lithuania	3.0%
Czech Rep.	2.9%
Belgium	2.7%
Slovakia	2.6%
Hungary	2.3%
Denmark	1.9%
Greece	1.9%
Romania	1.8%
Portugal	1.6%
Croatia	1.3%
Luxembourg	1.2%
Slovenia	1.1%
Bulgaria	1.0%
Ireland	0.9%
Cyprus	0.8%
Malta	0.7%

- Top %
- 10+ %
- 5-9 %
- 0-4 %

# Security and Defense Policy Votes for Big Six by Big Six

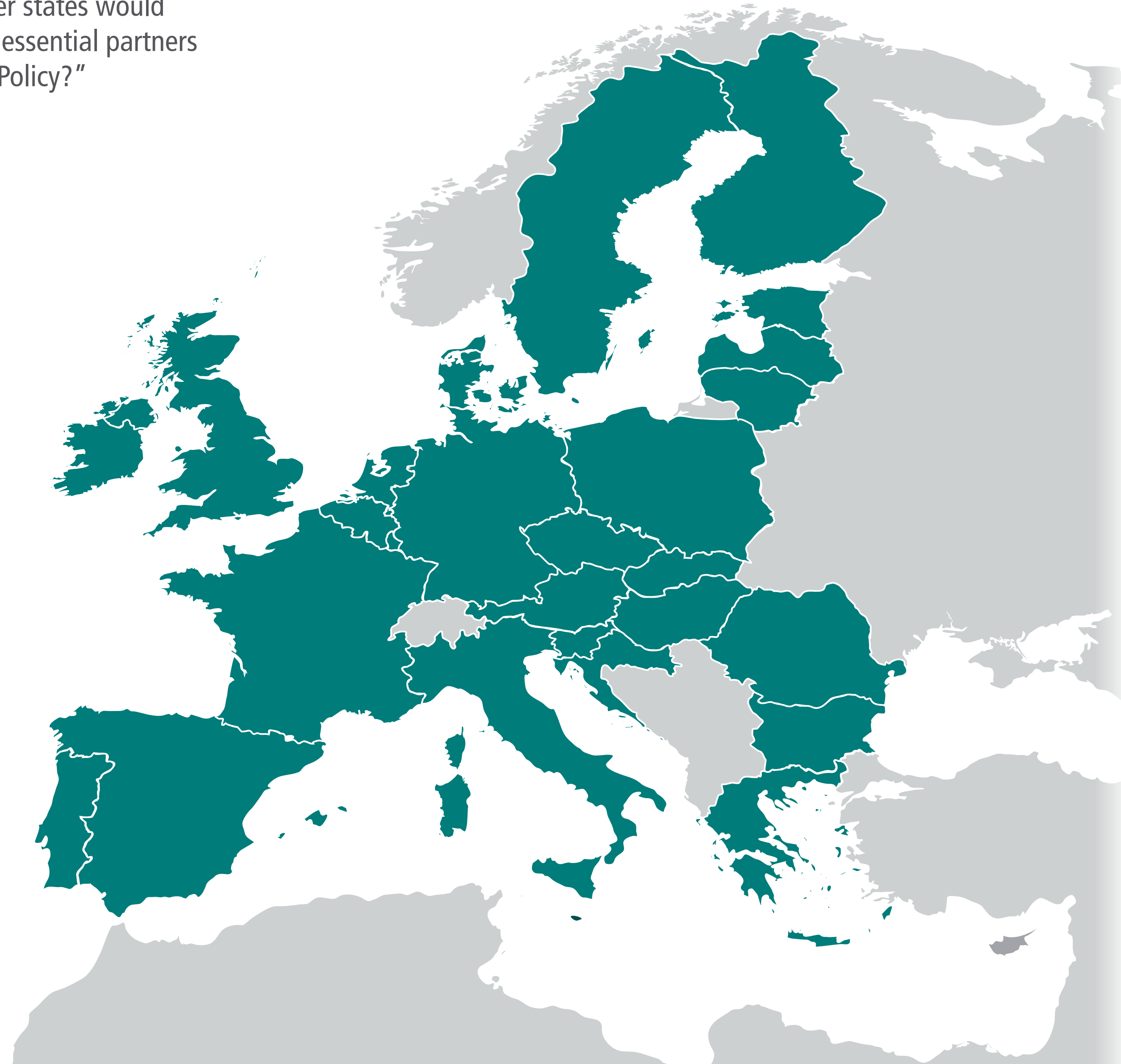
Q11

“Which other EU member states would your government see as essential partners in Security and Defense Policy?”

- EU
- Big Six ▶**
- Founding Six ▶
- Affluent Seven ▶
- Southern Seven ▶
- Visegrád Four ▶

- Austria
- Belgium
- Bulgaria
- Croatia
- Cyprus
- Czech Rep. ▶
- Denmark ▶
- Estonia
- Finland ▶
- France ▶
- Germany ▶
- Greece
- Hungary ▶
- Ireland
- Italy ▶
- Latvia
- Lithuania
- Luxembourg
- Malta
- Netherlands ▶
- Poland ▶
- Portugal ▶
- Romania
- Slovakia
- Slovenia
- Spain ▶
- Sweden
- UK ▶

- Partners Overview
- Foreign and Development Policy
- Security and Defense Policy**
- Economic and Social Policy
- Fiscal Policy



Of 1662 votes by 285 respondents, Big 6 received 841 (50.6%)

56% Southern 7  
 54% Founding 6  
 53% Big 6  
 51% Affluent 7  
 43% Visegrád 4

Share of votes by group

100% Malta  
 83% UK  
 71% Greece  
 71% Luxembourg  
 68% France  
 67% Czech Rep.  
 67% Portugal  
 64% Belgium  
 62% Slovenia  
 57% Estonia  
 55% Germany  
 54% Austria  
 53% Denmark  
 49% Lithuania  
 48% Finland  
 48% Spain  
 46% Italy  
 46% Sweden  
 44% Poland  
 42% Netherlands  
 41% Bulgaria  
 40% Ireland  
 40% Latvia  
 40% Slovakia  
 37% Romania  
 33% Hungary  
 22% Croatia

Share of votes by country

■ Top %  
 ■ 10+ %  
 ■ 5-9 %  
 ■ 0-4 %

Rounded results. 0% shares not shown.

# Security and Defense Policy Votes for Big Six by Big Six

Q11

“Which other EU member states would your government see as essential partners in Security and Defense Policy?”

- EU
- Big Six ▶**
- Founding Six ▶
- Affluent Seven ▶
- Southern Seven ▶
- Visegrád Four ▶

- Austria ▶
- Belgium ▶
- Bulgaria ▶
- Croatia ▶
- Cyprus ▶
- Czech Rep. ▶
- Denmark ▶
- Estonia ▶
- Finland ▶
- France ▶
- Germany ▶
- Greece ▶
- Hungary ▶
- Ireland ▶
- Italy ▶
- Latvia ▶
- Lithuania ▶
- Luxembourg ▶
- Malta ▶
- Netherlands ▶
- Poland ▶
- Portugal ▶
- Romania ▶
- Slovakia ▶
- Slovenia ▶
- Spain ▶
- Sweden ▶
- UK ▶


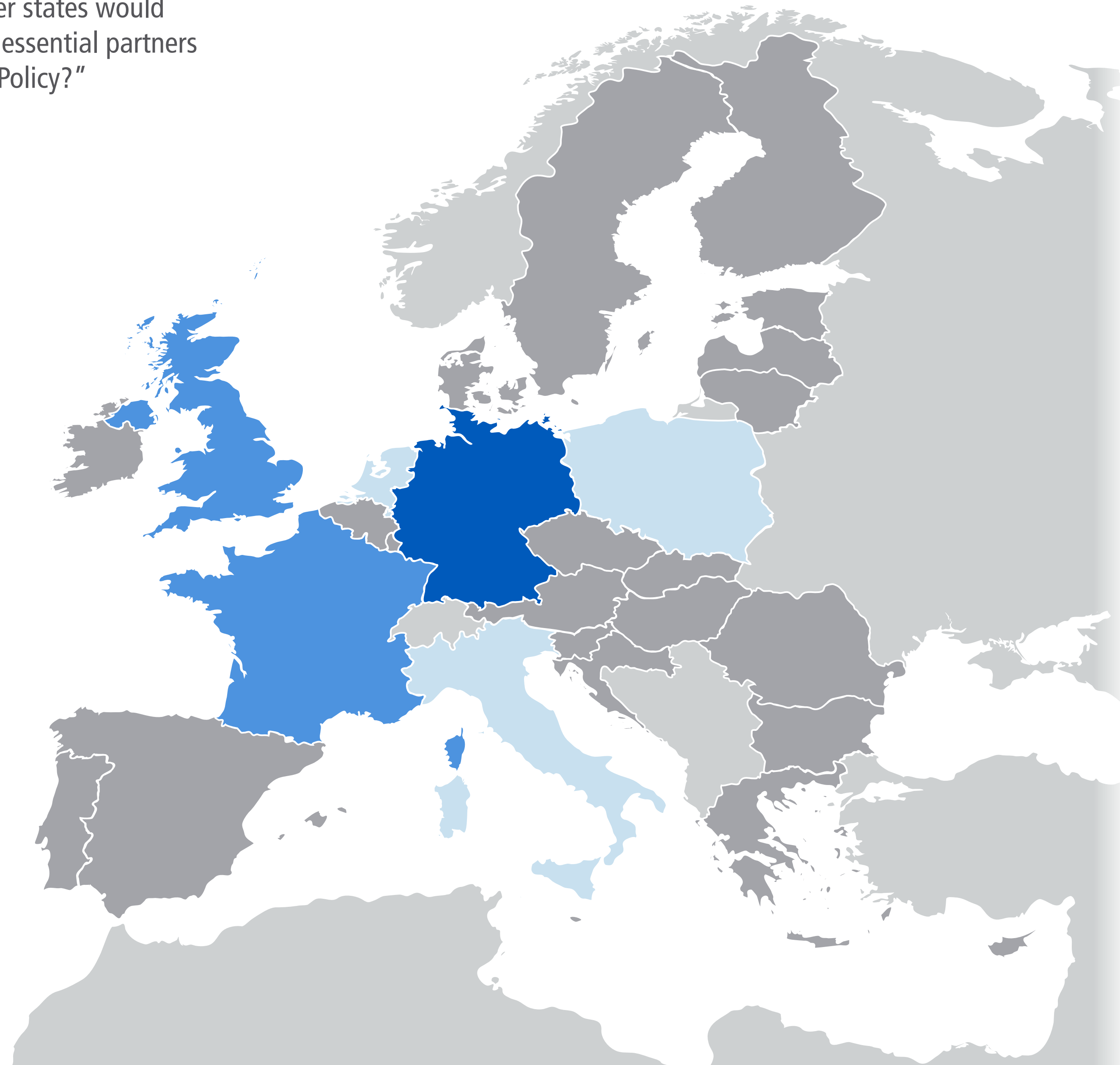
Partners Overview

Foreign and Development Policy

**Security and Defense Policy**

Economic and Social Policy

Fiscal Policy



Of 667 votes by 123 respondents, Germany received the most: 86

Share of votes for group	Group
53%	Big 6
43%	Founding 6
29%	Southern 7
22%	Affluent 7
12%	Visegrád 4

Share of votes for country	Country
13%	Germany
12%	France
10%	UK
8%	Italy
6%	Poland
5%	Netherlands
4%	Belgium
4%	Spain
4%	Sweden
4%	Switzerland
3%	Austria
3%	Estonia
3%	Finland
3%	Latvia
3%	Lithuania
3%	Czech Rep.
2%	Denmark
2%	Greece
2%	Hungary
2%	Portugal
2%	Romania
1%	Bulgaria
1%	Croatia
1%	Ireland
1%	Luxembourg
1%	Malta
1%	Slovakia
1%	Slovenia

Rounded results. 0% shares not shown.



Big Six



Design

Findings

Chapters

Preferences

Influence

**Partners**

Policies

ecfr.eu/eucoalitionexplorer

# Security and Defense Policy Votes for Founding Six by Founding Six

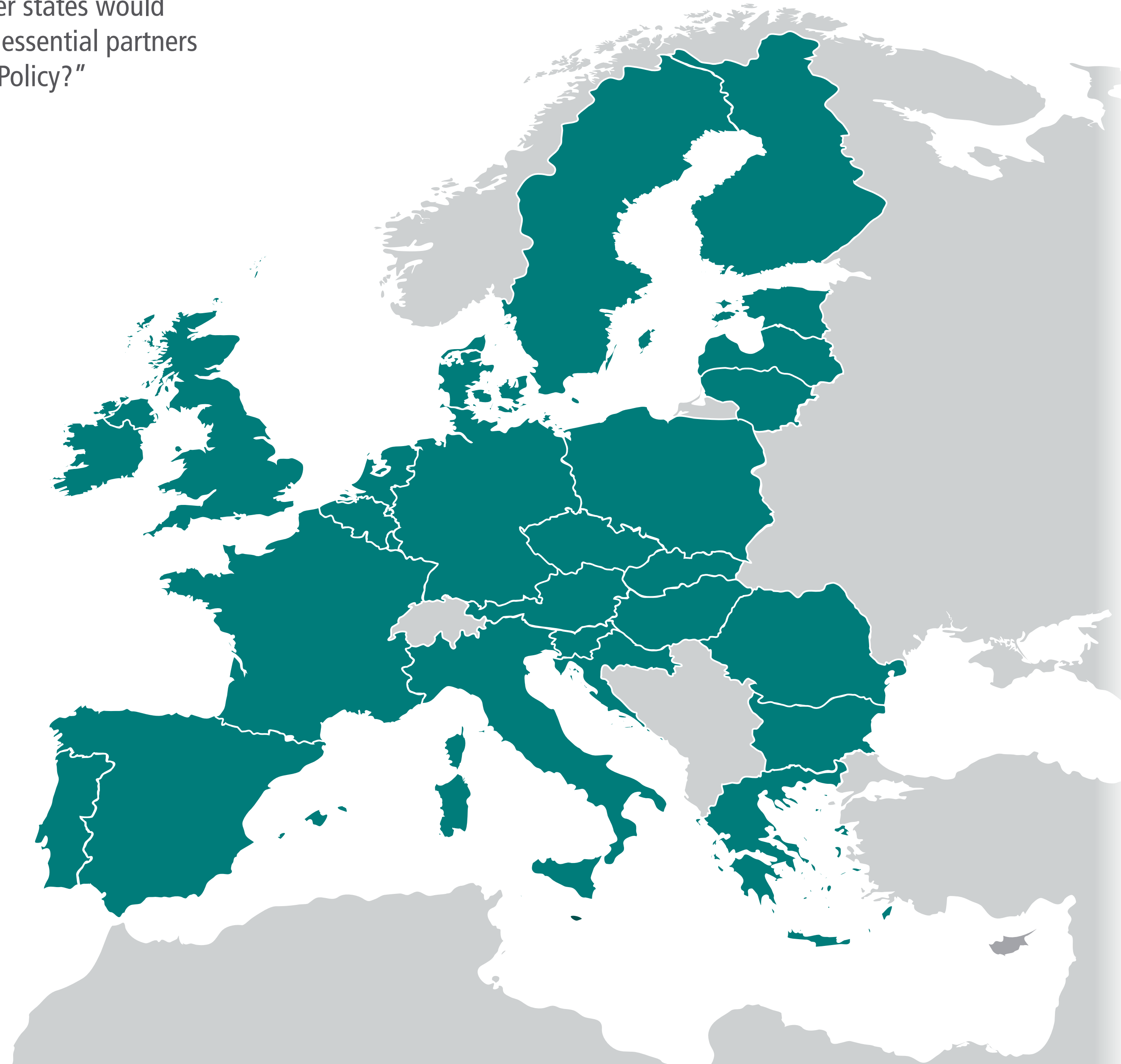
Q11

“Which other EU member states would your government see as essential partners in Security and Defense Policy?”

- EU
- Big Six ▶
- Founding Six ▶**
- Affluent Seven ▶
- Southern Seven ▶
- Visegrád Four ▶

- Austria
- Belgium
- Bulgaria
- Croatia
- Cyprus
- Czech Rep. ▶
- Denmark ▶
- Estonia
- Finland ▶
- France ▶
- Germany ▶
- Greece
- Hungary ▶
- Ireland
- Italy ▶
- Latvia
- Lithuania
- Luxembourg
- Malta
- Netherlands ▶
- Poland ▶
- Portugal ▶
- Romania
- Slovakia
- Slovenia
- Spain ▶
- Sweden
- UK ▶

- Partners Overview
- Foreign and Development Policy
- Security and Defense Policy**
- Economic and Social Policy
- Fiscal Policy



Of 1662 votes by 285 respondents, Founding 6 received 625 (37.6%)

Share of votes by group
44% Founding 6
44% Southern 7
43% Big 6
42% Affluent 7
24% Visegrád 4

Share of votes by country
100% Malta
66% UK
65% Luxembourg
62% Belgium
57% Greece
47% Germany
47% Portugal
46% France
44% Finland
44% Slovenia
43% Austria
43% Estonia
43% Spain
40% Italy
38% Denmark
38% Sweden
35% Czech Rep.
32% Netherlands
31% Bulgaria
30% Latvia
30% Poland
24% Ireland
22% Croatia
22% Lithuania
21% Romania
15% Hungary
13% Slovakia

Rounded results. 0% shares not shown.



# Security and Defense Policy Votes for Founding Six by Founding Six

Q11

“Which other EU member states would your government see as essential partners in Security and Defense Policy?”

- EU
- Big Six ▶
- Founding Six ▶**
- Affluent Seven ▶
- Southern Seven ▶
- Visegrád Four ▶

- Austria ▶
- Belgium ▶
- Bulgaria ▶
- Croatia ▶
- Cyprus ▶
- Czech Rep. ▶
- Denmark ▶
- Estonia ▶
- Finland ▶
- France ▶
- Germany ▶
- Greece ▶
- Hungary ▶
- Ireland ▶
- Italy ▶
- Latvia ▶
- Lithuania ▶
- Luxembourg ▶
- Malta ▶
- Netherlands ▶
- Poland ▶
- Portugal ▶
- Romania ▶
- Slovakia ▶
- Slovenia ▶
- Spain ▶
- Sweden ▶
- UK ▶


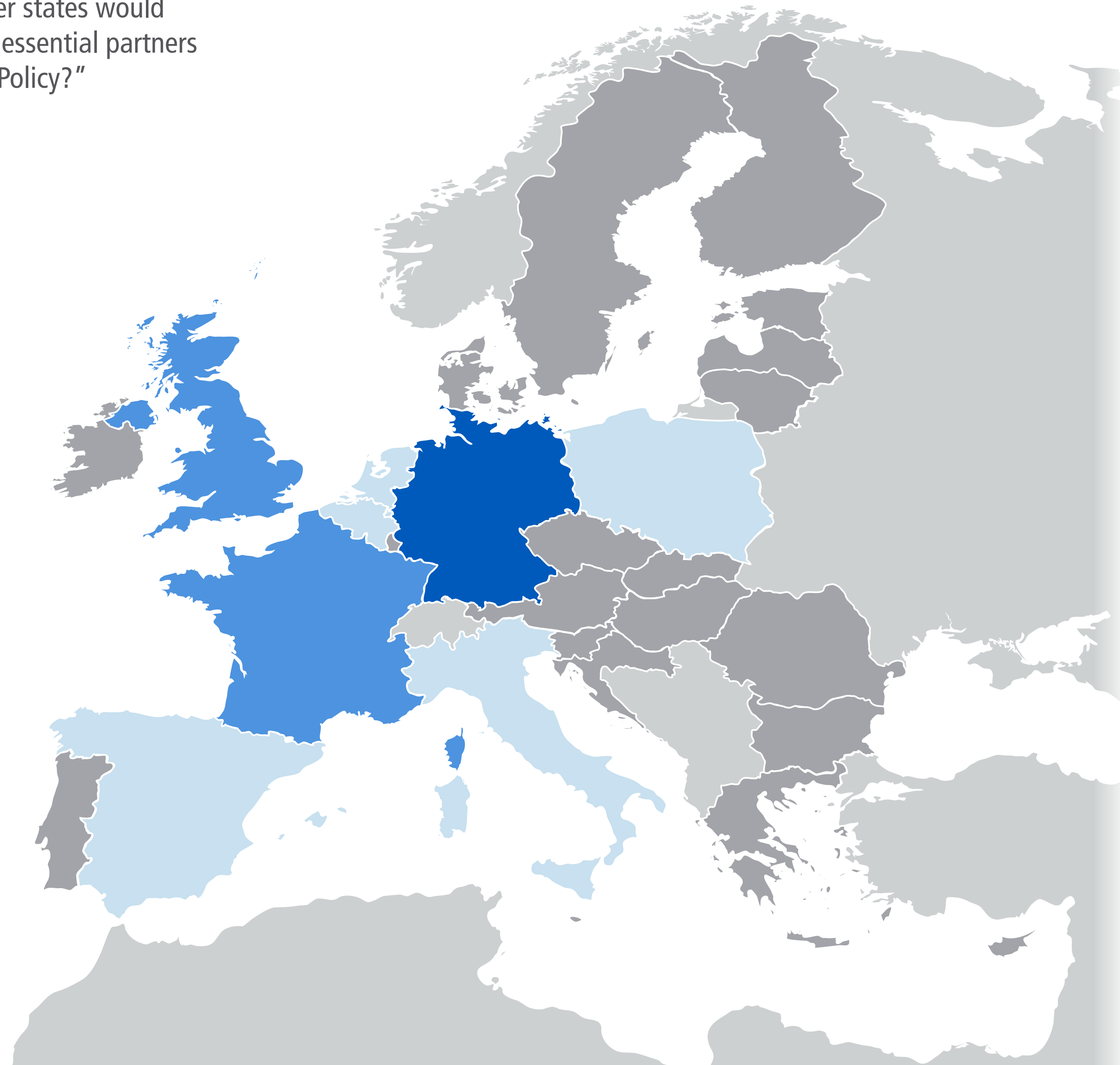
Partners Overview

Foreign and Development Policy

**Security and Defense Policy**

Economic and Social Policy

Fiscal Policy



Of 531 votes by 94 respondents, Germany received the most: 64

Group	Share of votes for group
Big 6	54%
Founding 6	44%
Southern 7	30%
Affluent 7	25%
Visegrád 4	10%

Country	Share of votes for country
Germany	12%
France	11%
UK	11%
Italy	8%
Poland	7%
Belgium	5%
Netherlands	5%
Spain	5%
Austria	4%
Sweden	4%
Finland	3%
Denmark	2%
Estonia	2%
Greece	2%
Latvia	2%
Lithuania	2%
Luxembourg	2%
Portugal	2%
Romania	2%
Croatia	1%
Cyprus	1%
Czech Rep.	1%
Hungary	1%
Ireland	1%
Malta	1%
Slovakia	1%
Slovenia	1%

Rounded results. 0% shares not shown.

# Security and Defense Policy Votes for Affluent Seven by Affluent Seven

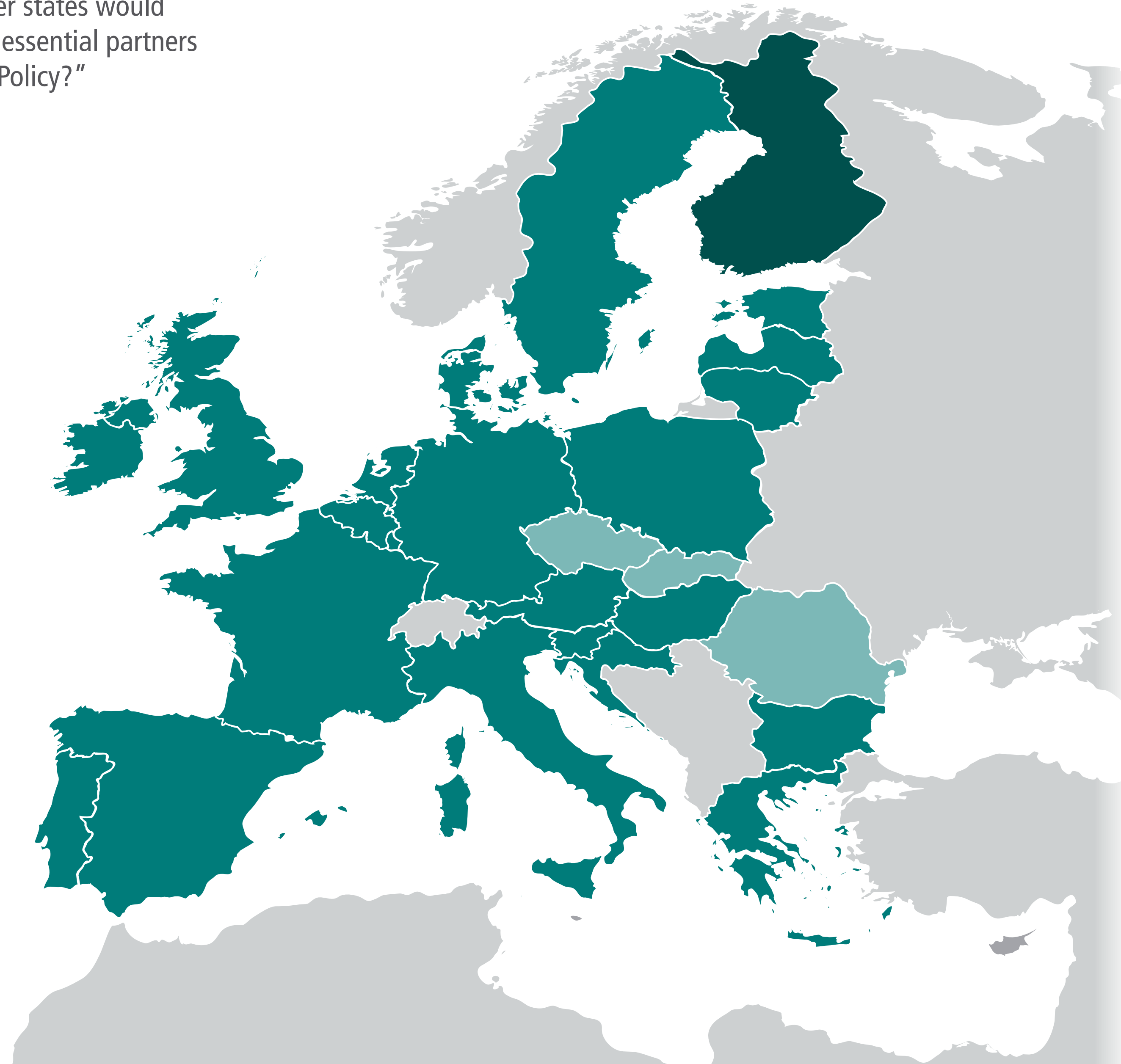
Q11

“Which other EU member states would your government see as essential partners in Security and Defense Policy?”

- EU
- Big Six ▶
- Founding Six ▶
- Affluent Seven ▶**
- Southern Seven ▶
- Visegrád Four ▶

- |              |               |
|--------------|---------------|
| Austria      | Italy ▶       |
| Belgium      | Latvia        |
| Bulgaria     | Lithuania     |
| Croatia      | Luxembourg    |
| Cyprus       | Malta         |
| Czech Rep. ▶ | Netherlands ▶ |
| Denmark ▶    | Poland ▶      |
| Estonia      | Portugal ▶    |
| Finland ▶    | Romania       |
| France ▶     | Slovakia      |
| Germany ▶    | Slovenia      |
| Greece       | Spain ▶       |
| Hungary ▶    | Sweden        |
| Ireland      | UK ▶          |

- Partners Overview
- Foreign and Development Policy
- Security and Defense Policy**
- Economic and Social Policy
- Fiscal Policy



Of 1662 votes by 285 respondents, Affluent 7 received 340 (20.5%)

25%	Affluent 7	Share of votes by group
25%	Founding 6	
22%	Big 6	
21%	Southern 7	
11%	Visegrád 4	

40%	Finland	Share of votes by country
36%	Ireland	
35%	Latvia	
32%	Sweden	
29%	Germany	
26%	Belgium	
25%	Italy	
23%	France	
22%	Croatia	
22%	Denmark	
22%	Lithuania	
21%	Austria	
21%	Estonia	
21%	Netherlands	
19%	Portugal	
19%	Spain	
18%	Luxembourg	
14%	Bulgaria	
14%	Greece	
14%	Poland	
13%	Slovenia	
10%	Hungary	
10%	UK	
9%	Czech Rep.	
9%	Romania	
7%	Slovakia	

Rounded results. 0% shares not shown.

# Security and Defense Policy Votes for Affluent Seven by Affluent Seven


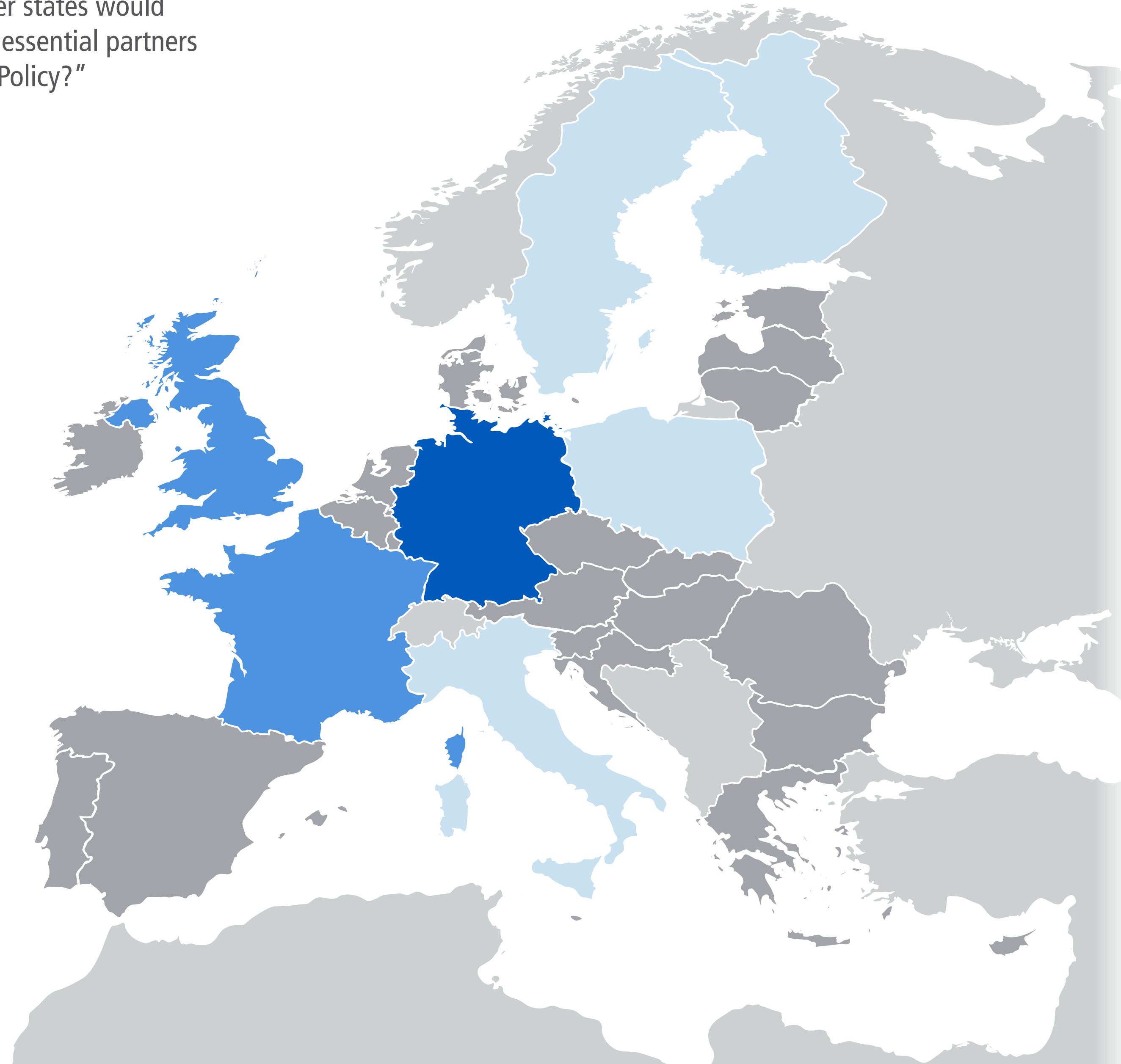
Q11

“Which other EU member states would your government see as essential partners in Security and Defense Policy?”

- EU
- Big Six ▶
- Founding Six ▶
- Affluent Seven ▶**
- Southern Seven ▶
- Visegrád Four ▶

- |              |               |
|--------------|---------------|
| Austria      | Italy ▶       |
| Belgium      | Latvia        |
| Bulgaria     | Lithuania     |
| Croatia      | Luxembourg    |
| Cyprus       | Malta         |
| Czech Rep. ▶ | Netherlands ▶ |
| Denmark ▶    | Poland ▶      |
| Estonia      | Portugal ▶    |
| Finland ▶    | Romania       |
| France ▶     | Slovakia      |
| Germany ▶    | Slovenia      |
| Greece       | Spain ▶       |
| Hungary ▶    | Sweden        |
| Ireland      | UK ▶          |

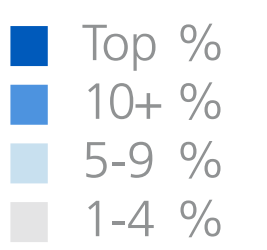
- Partners Overview
- Foreign and Development Policy
- Security and Defense Policy**
- Economic and Social Policy
- Fiscal Policy



Of 396 votes by 69 respondents, Germany received the most: 57

51%	Big 6	Share of votes for group
42%	Founding 6	
25%	Affluent 7	
25%	Southern 7	
10%	Visegrád 4	

14%	Germany	Share of votes for country
12%	France	
10%	UK	
6%	Italy	
6%	Poland	
6%	Sweden	
5%	Finland	
4%	Netherlands	
3%	Austria	
3%	Belgium	
3%	Estonia	
3%	Latvia	
3%	Lithuania	
3%	Spain	
2%	Czech Rep.	
2%	Denmark	
2%	Greece	
2%	Hungary	
2%	Ireland	
2%	Luxembourg	
1%	Croatia	
1%	Cyprus	
1%	Malta	
1%	Portugal	
1%	Romania	
1%	Slovakia	
1%	Slovenia	



Rounded results. 0% shares not shown.

# Security and Defense Policy Votes for Southern Seven by Southern Seven

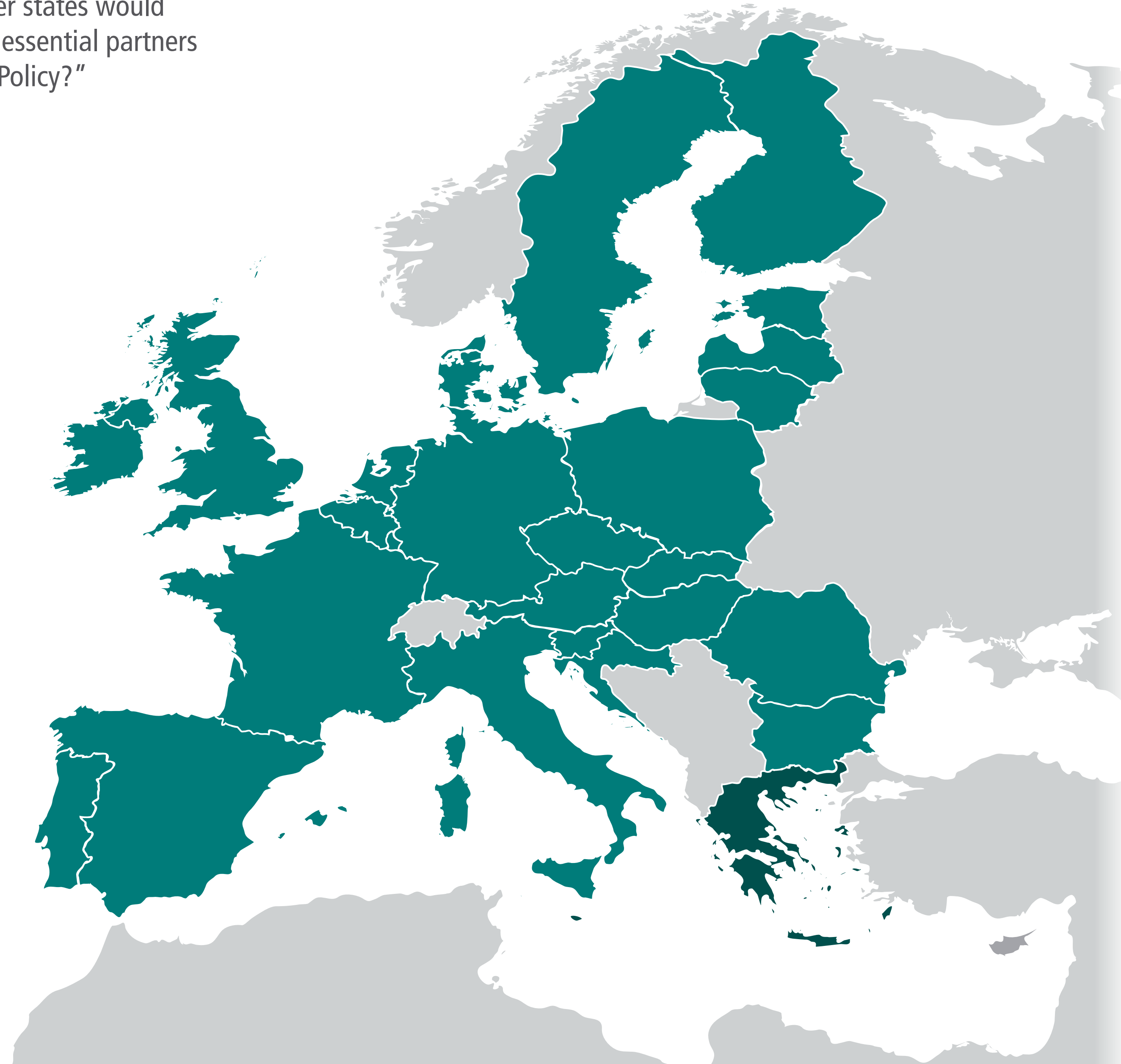
Q11

“Which other EU member states would your government see as essential partners in Security and Defense Policy?”

- EU
- Big Six ▶
- Founding Six ▶
- Affluent Seven ▶
- Southern Seven ▶**
- Visegrád Four ▶

- Austria
- Belgium
- Bulgaria
- Croatia
- Cyprus
- Czech Rep. ▶
- Denmark ▶
- Estonia
- Finland ▶
- France ▶
- Germany ▶
- Greece
- Hungary ▶
- Ireland
- Italy ▶
- Latvia
- Lithuania
- Luxembourg
- Malta
- Netherlands ▶
- Poland ▶
- Portugal ▶
- Romania
- Slovakia
- Slovenia
- Spain ▶
- Sweden
- UK ▶

- Partners Overview
- Foreign and Development Policy
- Security and Defense Policy**
- Economic and Social Policy
- Fiscal Policy



Of 1662 votes by 285 respondents, Southern 7 received 423 (25.5%)

Group	Share of votes by group
Southern 7	33%
Founding 6	30%
Big 6	29%
Affluent 7	25%
Visegrád 4	13%

Country	Share of votes by country
Greece	50%
Malta	50%
Luxembourg	47%
Portugal	41%
UK	41%
Belgium	38%
Spain	36%
Germany	34%
Slovenia	31%
France	29%
Bulgaria	27%
Italy	26%
Netherlands	26%
Denmark	22%
Estonia	21%
Finland	21%
Czech Rep.	19%
Romania	19%
Sweden	19%
Austria	18%
Latvia	18%
Croatia	17%
Poland	13%
Slovakia	13%
Ireland	12%
Lithuania	12%
Hungary	11%

Rounded results. 0% shares not shown.

# Security and Defense Policy Votes for Southern Seven by Southern Seven

Q11

“Which other EU member states would your government see as essential partners in Security and Defense Policy?”

- EU
- Big Six ▶
- Founding Six ▶
- Affluent Seven ▶
- Southern Seven ▶**
- Visegrád Four ▶

- Austria
- Italy ▶
- Belgium
- Latvia
- Bulgaria
- Lithuania
- Croatia
- Luxembourg
- Cyprus
- Malta
- Czech Rep. ▶
- Netherlands ▶
- Denmark ▶
- Poland ▶
- Estonia
- Portugal ▶
- Finland ▶
- Romania
- France ▶
- Slovakia
- Germany ▶
- Slovenia
- Greece
- Spain ▶
- Hungary ▶
- Sweden
- Ireland
- UK ▶


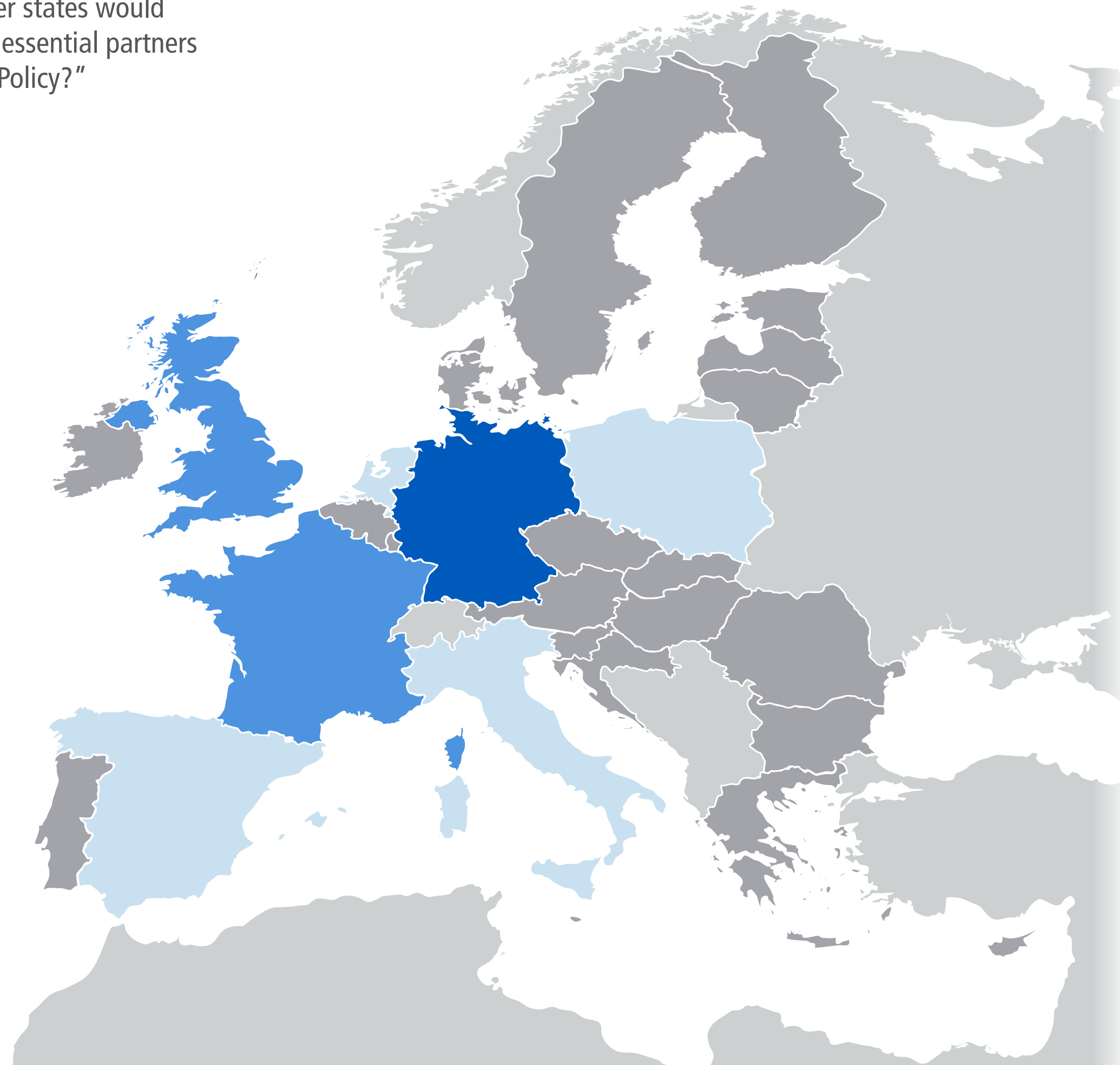
Partners Overview

Foreign and Development Policy

**Security and Defense Policy**

Economic and Social Policy

Fiscal Policy



Of 527 votes by 90 respondents, Germany received the most: 75

Group	Share of votes for group
Big 6	56%
Founding 6	44%
Southern 7	33%
Affluent 7	21%
Visegrád 4	10%

Country	Share of votes for country
Germany	14%
France	11%
UK	11%
Italy	9%
Poland	6%
Netherlands	5%
Spain	5%
Belgium	4%
Austria	3%
Finland	3%
Greece	3%
Portugal	3%
Sweden	3%
Denmark	2%
Estonia	2%
Latvia	2%
Lithuania	2%
Bulgaria	1%
Croatia	1%
Cyprus	1%
Czech Rep.	1%
Hungary	1%
Ireland	1%
Luxembourg	1%
Malta	1%
Romania	1%
Slovakia	1%
Slovenia	1%

Rounded results. 0% shares not shown.

# Security and Defense Policy Votes for Visegrád Four by Visegrád Four


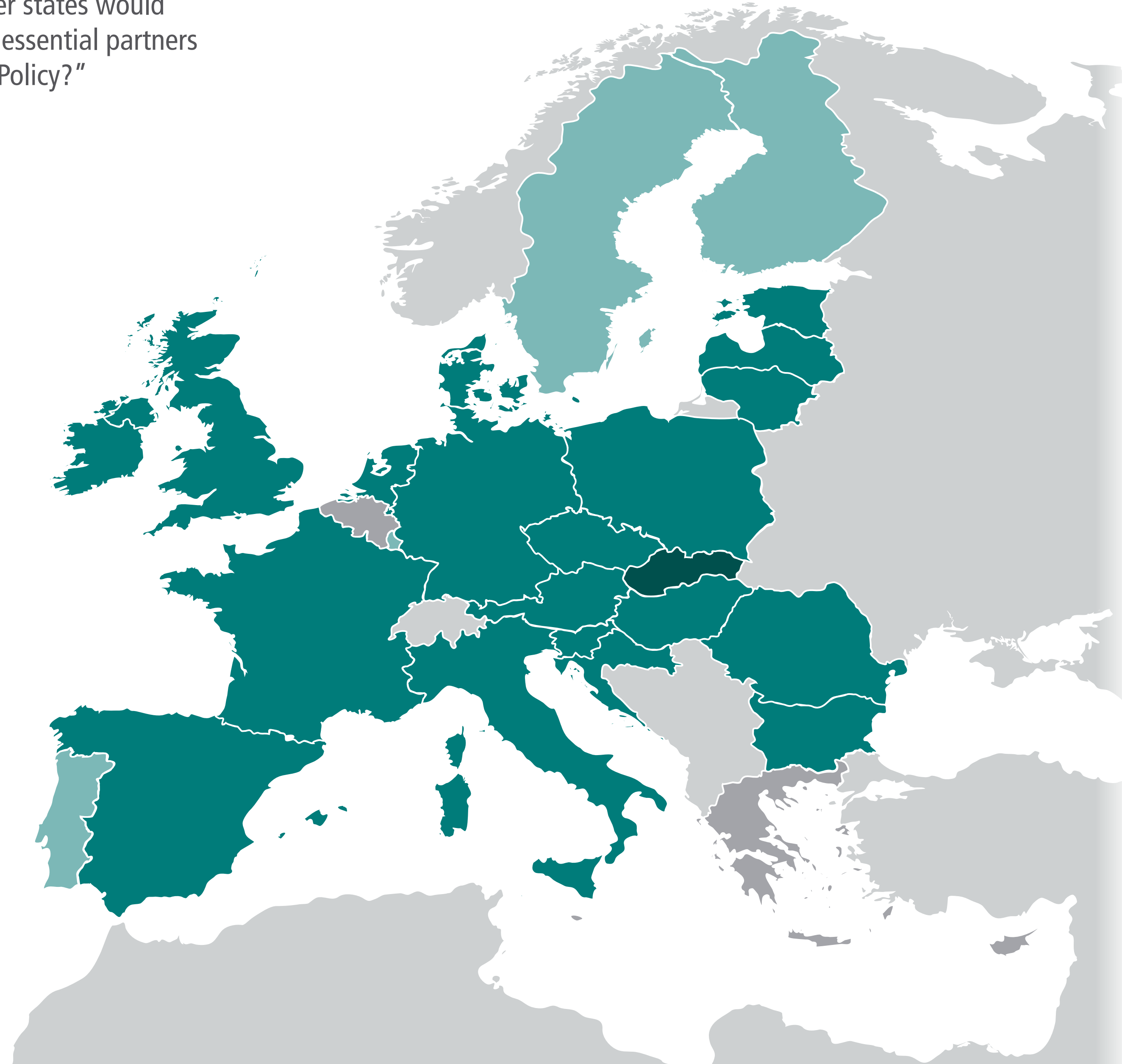
Q11

“Which other EU member states would your government see as essential partners in Security and Defense Policy?”

- EU
- Big Six ▶
- Founding Six ▶
- Affluent Seven ▶
- Southern Seven ▶
- Visegrád Four ▶**

- Austria
- Belgium
- Bulgaria
- Croatia
- Cyprus
- Czech Rep. ▶
- Denmark ▶
- Estonia
- Finland ▶
- France ▶
- Germany ▶
- Greece
- Hungary ▶
- Ireland
- Italy ▶
- Latvia
- Lithuania
- Luxembourg
- Malta
- Netherlands ▶
- Poland ▶
- Portugal ▶
- Romania
- Slovakia
- Slovenia
- Spain ▶
- Sweden
- UK ▶

- Partners Overview
- Foreign and Development Policy
- Security and Defense Policy**
- Economic and Social Policy
- Fiscal Policy



Of 1662 votes by 285 respondents, Visegrád 4 received 256 (15.4%)

Share of votes by group	
30%	Visegrád 4
12%	Big 6
10%	Affluent 7
10%	Founding 6
10%	Southern 7

Share of votes by country	
67%	Slovakia
38%	Hungary
30%	Czech Rep.
29%	Austria
27%	Romania
26%	Slovenia
22%	Croatia
21%	Estonia
20%	Ireland
16%	Lithuania
15%	Poland
14%	UK
12%	Bulgaria
12%	France
11%	Germany
11%	Italy
11%	Netherlands
11%	Spain
10%	Denmark
10%	Latvia
6%	Finland
6%	Luxembourg
6%	Portugal
5%	Sweden
4%	Belgium

Rounded results. 0% shares not shown.

# Security and Defense Policy Votes for Visegrád Four by Visegrád Four


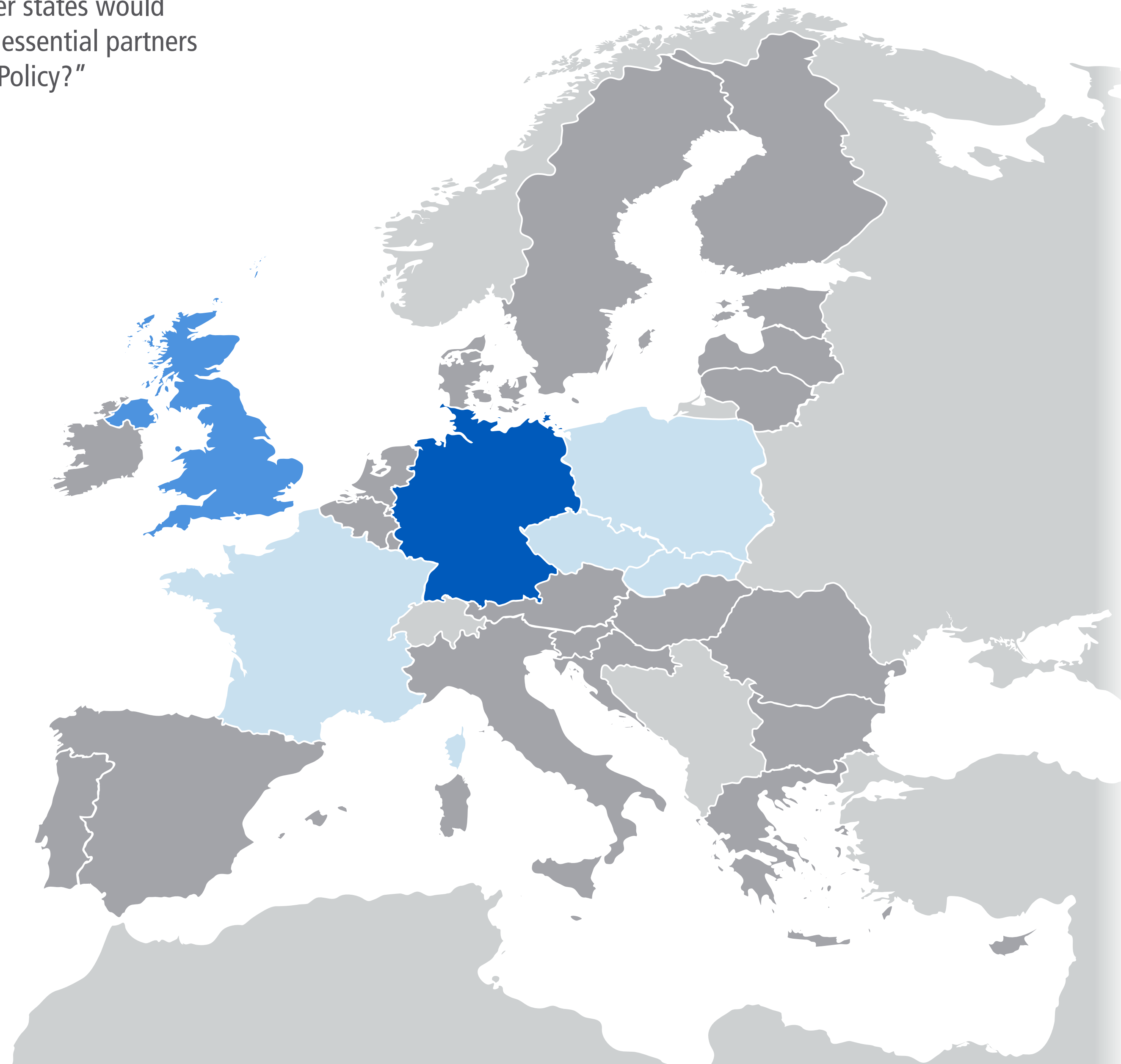
Q11

“Which other EU member states would your government see as essential partners in Security and Defense Policy?”

- EU
- Big Six ▶
- Founding Six ▶
- Affluent Seven ▶
- Southern Seven ▶
- Visegrád Four ▶**

- Austria
- Belgium
- Bulgaria
- Croatia
- Cyprus
- Czech Rep. ▶
- Denmark ▶
- Estonia
- Finland ▶
- France ▶
- Germany ▶
- Greece
- Hungary ▶
- Ireland
- Italy ▶
- Latvia
- Lithuania
- Luxembourg
- Malta
- Netherlands ▶
- Poland ▶
- Portugal ▶
- Romania
- Slovakia
- Slovenia
- Spain ▶
- Sweden
- UK ▶

- Partners Overview
- Foreign and Development Policy
- Security and Defense Policy**
- Economic and Social Policy
- Fiscal Policy



Of 297 votes by 56 respondents, Germany received the most: 39

	Share of votes for group
43%	Big 6
30%	Visegrád 4
24%	Founding 6
13%	Southern 7
11%	Affluent 7

	Share of votes for country
13%	Germany
10%	UK
9%	Poland
9%	Slovakia
8%	Czech Rep.
8%	France
4%	Estonia
4%	Hungary
4%	Latvia
4%	Lithuania
4%	Romania
4%	Sweden
3%	Austria
2%	Bulgaria
2%	Croatia
2%	Finland
2%	Italy
2%	Slovenia
1%	Cyprus
1%	Denmark
1%	Greece
1%	Spain

- Top %
- 10+ %
- 5-9 %
- 1-4 %

Rounded results. 0% shares not shown.

# Security and Defense Policy Votes for Austria

Q11

“Which other EU member states would your government see as essential partners in Security and Defense Policy?”

- EU
- Big Six ▶
- Founding Six ▶
- Affluent Seven ▶
- Southern Seven ▶
- Visegrád Four ▶

- Austria**
- Belgium
- Bulgaria
- Croatia
- Cyprus
- Czech Rep. ▶
- Denmark ▶
- Estonia
- Finland ▶
- France ▶
- Germany ▶
- Greece
- Hungary ▶
- Ireland
- Italy ▶
- Latvia
- Lithuania
- Luxembourg
- Malta
- Netherlands ▶
- Poland ▶
- Portugal ▶
- Romania
- Slovakia
- Slovenia
- Spain ▶
- Sweden
- UK ▶


Partners Overview

Foreign and Development Policy

**Security and Defense Policy**

Economic and Social Policy

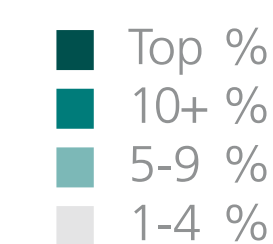
Fiscal Policy



Of 1662 votes by 285 respondents, Austria received 54 (3.2%)

Share of votes by group	
4%	Founding 6
3%	Affluent 7
3%	Big 6
3%	Southern 7
3%	Visegrád 4

Share of votes by country	
13%	Slovenia
8%	Ireland
8%	Sweden
7%	Greece
7%	Slovakia
6%	Italy
5%	Hungary
4%	Czech Rep.
4%	Finland
4%	Germany
3%	Denmark
3%	Netherlands
3%	Spain
2%	Belgium
2%	Bulgaria
2%	Portugal
1%	France
1%	Romania



Rounded results. 0% shares not shown.



# Security and Defense Policy Votes for Belgium

Q11

“Which other EU member states would your government see as essential partners in Security and Defense Policy?”

- EU
- Big Six ▶
- Founding Six ▶
- Affluent Seven ▶
- Southern Seven ▶
- Visegrád Four ▶

- Austria
- Belgium**
- Bulgaria
- Croatia
- Cyprus
- Czech Rep. ▶
- Denmark ▶
- Estonia
- Finland ▶
- France ▶
- Germany ▶
- Greece
- Hungary ▶
- Ireland
- Italy ▶
- Latvia
- Lithuania
- Luxembourg
- Malta
- Netherlands ▶
- Poland ▶
- Portugal ▶
- Romania
- Slovakia
- Slovenia
- Spain ▶
- Sweden
- UK ▶


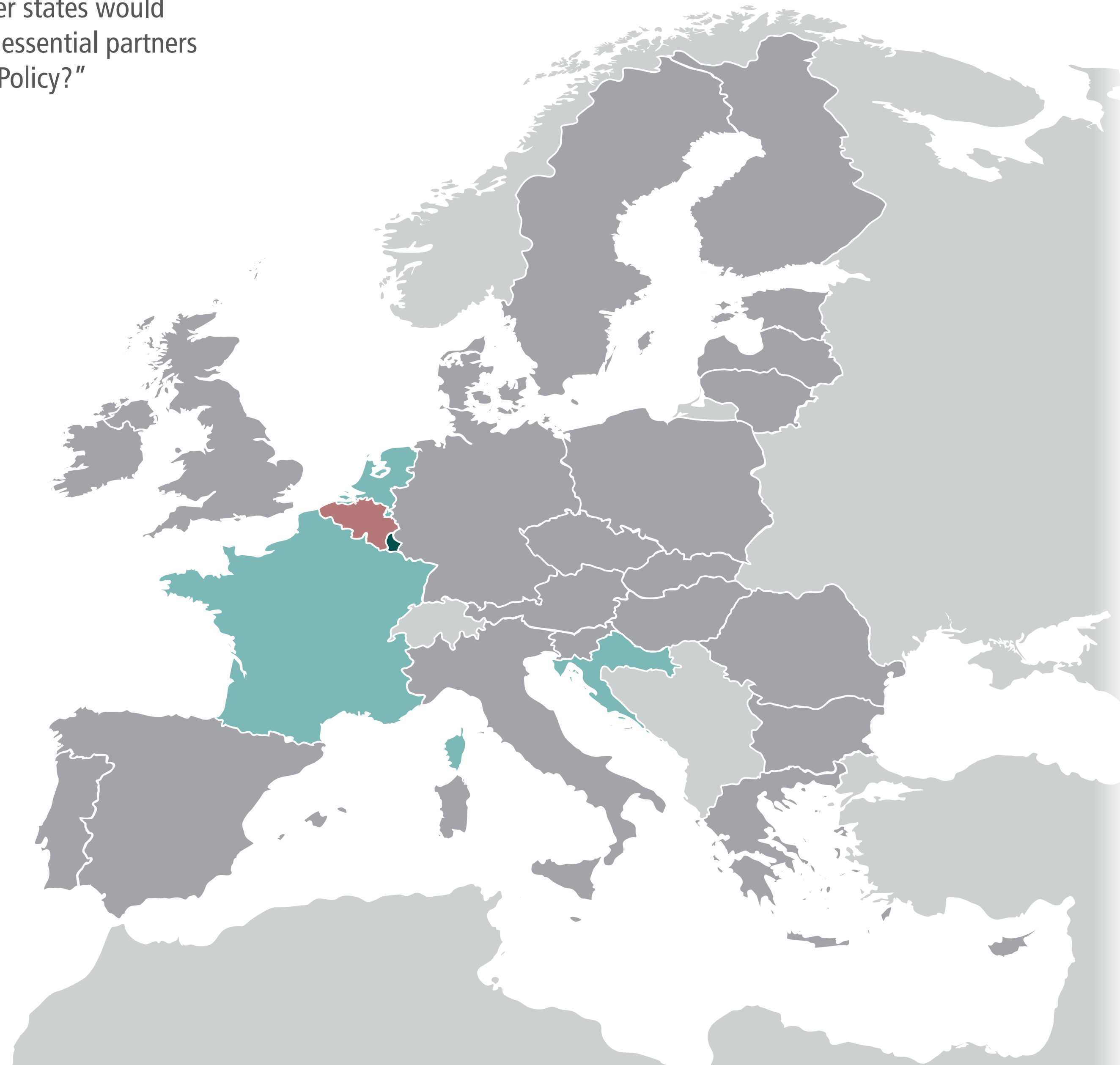
Partners Overview

Foreign and Development Policy

**Security and Defense Policy**

Economic and Social Policy

Fiscal Policy



Of 1662 votes by 285 respondents, Belgium received 45 (2.7%)

5%	Founding 6	Share of votes by group
4%	Big 6	
4%	Southern 7	
3%	Affluent 7	

18%	Luxembourg	Share of votes by country
8%	France	
6%	Croatia	
5%	Netherlands	
4%	Finland	
4%	Germany	
4%	Ireland	
4%	Italy	
3%	Latvia	
3%	Spain	
3%	Sweden	
2%	Bulgaria	
2%	Portugal	
1%	Denmark	
1%	Poland	

- Top %
- 10+ %
- 5-9 %
- 1-4 %

Rounded results. 0% shares not shown.

# Security and Defense Policy Votes for Bulgaria

Q11

“Which other EU member states would your government see as essential partners in Security and Defense Policy?”

- EU
- Big Six ▶
- Founding Six ▶
- Affluent Seven ▶
- Southern Seven ▶
- Visegrád Four ▶

- Austria
- Belgium
- Bulgaria**
- Croatia
- Cyprus
- Czech Rep. ▶
- Denmark ▶
- Estonia
- Finland ▶
- France ▶
- Germany ▶
- Greece
- Hungary ▶
- Ireland
- Italy ▶
- Latvia
- Lithuania
- Luxembourg
- Malta
- Netherlands ▶
- Poland ▶
- Portugal ▶
- Romania
- Slovakia
- Slovenia
- Spain ▶
- Sweden
- UK ▶

Partners Overview

Foreign and Development Policy

**Security and Defense Policy**

Economic and Social Policy

Fiscal Policy



Of 1662 votes by 285 respondents, Bulgaria received 17 (1%)

2% Visegrád 4  
1% Big 6  
1% Southern 7

Share of votes by group

9% Romania  
6% Croatia  
3% Hungary  
2% Poland  
1% Italy  
1% Netherlands  
1% Spain

Share of votes by country

■ Top %  
■ 10+ %  
■ 5-9 %  
■ 1-4 %

Rounded results. 0% shares not shown.

# Security and Defense Policy Votes for Croatia

Q11

“Which other EU member states would your government see as essential partners in Security and Defense Policy?”

- EU
- Big Six ▶
- Founding Six ▶
- Affluent Seven ▶
- Southern Seven ▶
- Visegrád Four ▶

- Austria
- Belgium
- Bulgaria
- Croatia**
- Cyprus
- Czech Rep. ▶
- Denmark ▶
- Estonia
- Finland ▶
- France ▶
- Germany ▶
- Greece
- Hungary ▶
- Ireland
- Italy ▶
- Latvia
- Lithuania
- Luxembourg
- Malta
- Netherlands ▶
- Poland ▶
- Portugal ▶
- Romania
- Slovakia
- Slovenia
- Spain ▶
- Sweden
- UK ▶

Partners Overview

Foreign and Development Policy

**Security and Defense Policy**

Economic and Social Policy

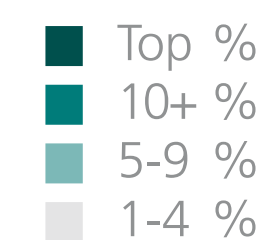
Fiscal Policy



Of 1662 votes by 285 respondents, Croatia received 21 (1.3%)

Share of votes by group	Group
2%	Visegrád 4
1%	Affluent 7
1%	Big 6
1%	Founding 6
1%	Southern 7

Share of votes by country	Country
8%	Slovenia
5%	Hungary
4%	Austria
3%	Romania
2%	Bulgaria
2%	Czech Rep.
2%	Netherlands
2%	Spain
1%	Italy



Rounded results. 0% shares not shown.

# Security and Defense Policy Votes for Cyprus

Q11

“Which other EU member states would your government see as essential partners in Security and Defense Policy?”

- EU
- Big Six ▶
- Founding Six ▶
- Affluent Seven ▶
- Southern Seven ▶
- Visegrád Four ▶

- Austria
- Belgium
- Bulgaria
- Croatia
- Cyprus**
- Czech Rep. ▶
- Denmark ▶
- Estonia
- Finland ▶
- France ▶
- Germany ▶
- Greece
- Hungary ▶
- Ireland
- Italy ▶
- Latvia
- Lithuania
- Luxembourg
- Malta
- Netherlands ▶
- Poland ▶
- Portugal ▶
- Romania
- Slovakia
- Slovenia
- Spain ▶
- Sweden
- UK ▶

Partners Overview

Foreign and Development Policy

**Security and Defense Policy**

Economic and Social Policy

Fiscal Policy



Of 1662 votes by 285 respondents, Cyprus received 13 (0.8%)

1% Affluent 7  
1% Founding 6  
1% Southern 7  
1% Visegrád 4

Share of votes by group

7% Greece  
6% Luxembourg  
2% Bulgaria  
2% Hungary  
2% Netherlands  
1% Denmark  
1% Italy  
1% Portugal  
1% Romania  
1% Spain

Share of votes by country

■ Top %  
■ 10+ %  
■ 5-9 %  
■ 1-4 %

Rounded results. 0% shares not shown.

# Security and Defense Policy Votes for Czech Rep. by Czech Rep.

Q11

“Which other EU member states would your government see as essential partners in Security and Defense Policy?”

- EU
- Big Six ▶
- Founding Six ▶
- Affluent Seven ▶
- Southern Seven ▶
- Visegrád Four ▶

- Austria
- Belgium
- Bulgaria
- Croatia
- Cyprus
- Czech Rep. ▶**
- Denmark ▶
- Estonia
- Finland ▶
- France ▶
- Germany ▶
- Greece
- Hungary ▶
- Ireland
- Italy ▶
- Latvia
- Lithuania
- Luxembourg
- Malta
- Netherlands ▶
- Poland ▶
- Portugal ▶
- Romania
- Slovakia
- Slovenia
- Spain ▶
- Sweden
- UK ▶


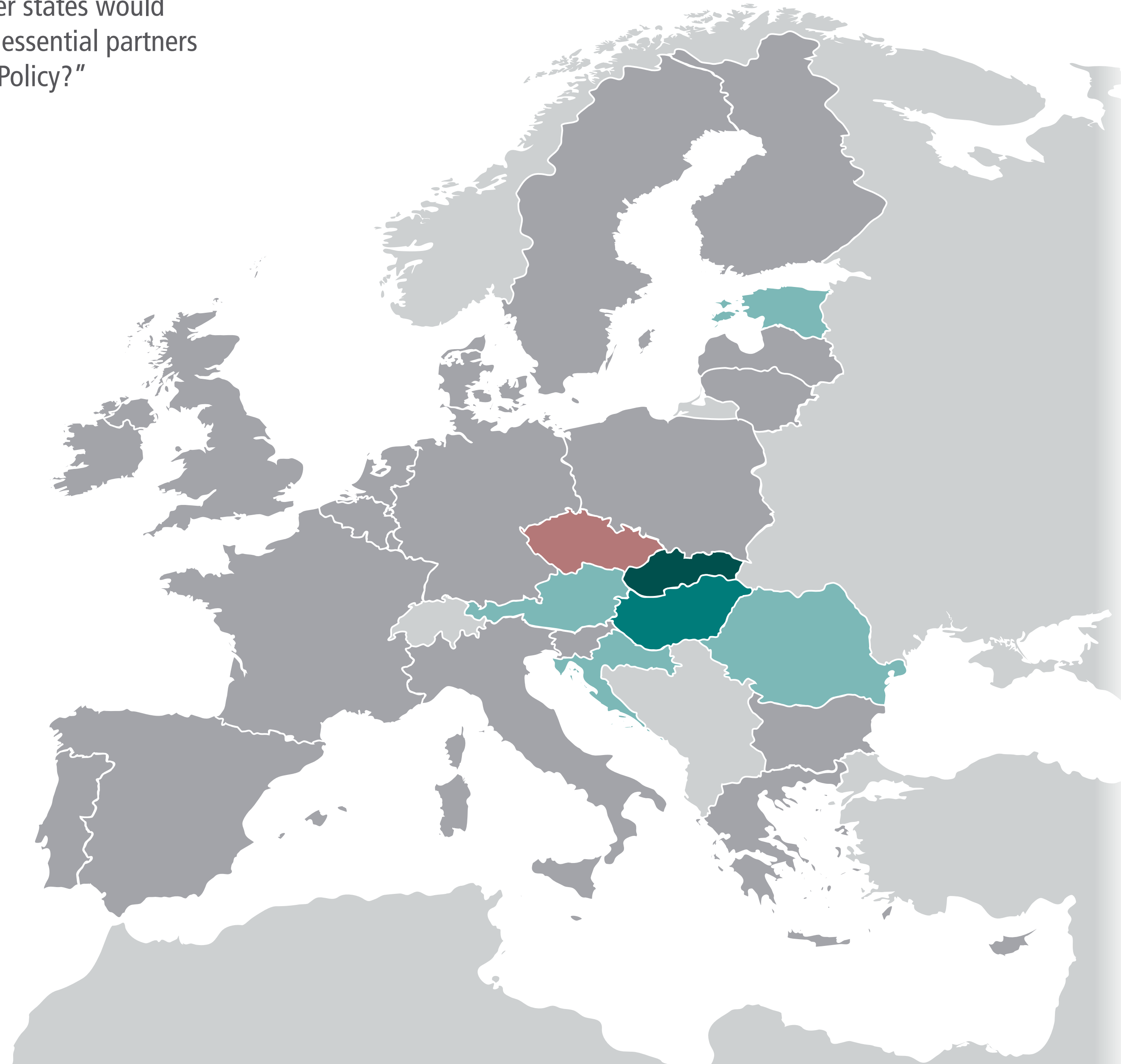
Partners Overview

Foreign and Development Policy

**Security and Defense Policy**

Economic and Social Policy

Fiscal Policy



Of 1662 votes by 285 respondents, Czech Rep. received 48 (2.9%)

Share of votes by group	
8%	Visegrád 4
2%	Affluent 7
2%	Big 6
1%	Founding 6
1%	Southern 7

Share of votes by country	
27%	Slovakia
12%	Hungary
7%	Austria
7%	Estonia
6%	Croatia
6%	Romania
4%	Ireland
4%	Poland
3%	Slovenia
2%	Bulgaria
2%	Finland
2%	France
2%	Lithuania
2%	Netherlands
2%	Spain
1%	Denmark
1%	Germany
1%	Italy

- Top %
- 10+ %
- 5-9 %
- 1-4 %

Rounded results. 0% shares not shown.

# Security and Defense Policy Votes for Czech Rep. by Czech Rep.

Q11

“Which other EU member states would your government see as essential partners in Security and Defense Policy?”

- EU
- Big Six ▶
- Founding Six ▶
- Affluent Seven ▶
- Southern Seven ▶
- Visegrád Four ▶

- Austria
- Belgium
- Bulgaria
- Croatia
- Cyprus
- Czech Rep. ▶**
- Denmark ▶
- Estonia
- Finland ▶
- France ▶
- Germany ▶
- Greece
- Hungary ▶
- Ireland
- Italy ▶
- Latvia
- Lithuania
- Luxembourg
- Malta
- Netherlands ▶
- Poland ▶
- Portugal ▶
- Romania
- Slovakia
- Slovenia
- Spain ▶
- Sweden
- UK ▶

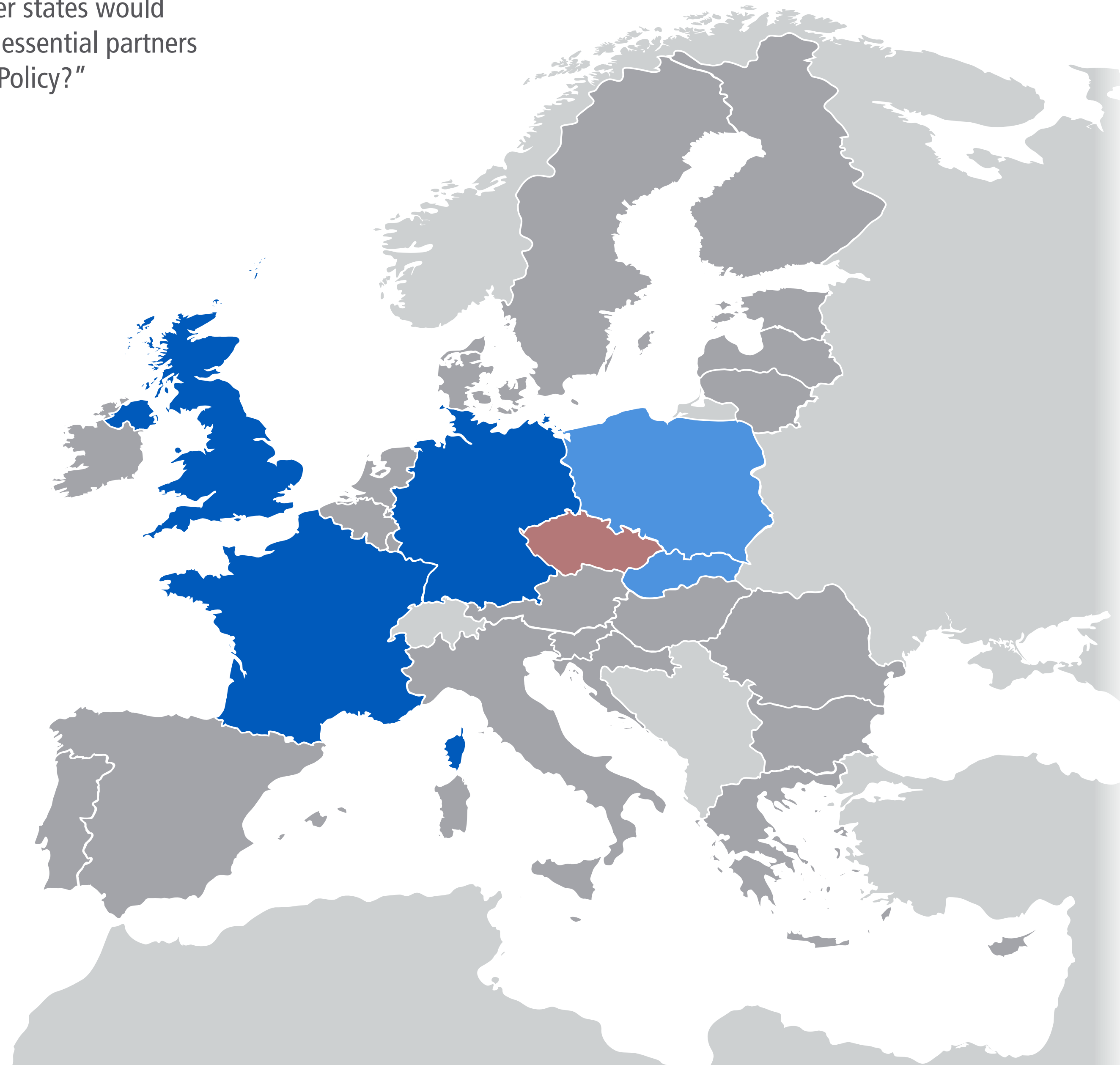
Partners Overview

Foreign and Development Policy

**Security and Defense Policy**

Economic and Social Policy

Fiscal Policy



Of 54 votes by 10 respondents, France received the most: 9

Share of votes for group	Group
67%	Big 6
35%	Founding 6
30%	Visegrád 4
19%	Southern 7
9%	Affluent 7

Share of votes for country	Country
17%	France
17%	Germany
17%	UK
15%	Poland
11%	Slovakia
4%	Austria
4%	Hungary
2%	Croatia
2%	Denmark
2%	Estonia
2%	Finland
2%	Italy
2%	Latvia
2%	Lithuania
2%	Romania
2%	Sweden

- Top %
- 10+ %
- 5-9 %
- 1-4 %

Rounded results. 0% shares not shown.

# Security and Defense Policy Votes for Denmark by Denmark

Q11

“Which other EU member states would your government see as essential partners in Security and Defense Policy?”

- EU
- Big Six ▶
- Founding Six ▶
- Affluent Seven ▶
- Southern Seven ▶
- Visegrád Four ▶

- Austria
- Belgium
- Bulgaria
- Croatia
- Cyprus
- Czech Rep. ▶
- Denmark ▶**
- Estonia
- Finland ▶
- France ▶
- Germany ▶
- Greece
- Hungary ▶
- Ireland
- Italy ▶
- Latvia
- Lithuania
- Luxembourg
- Malta
- Netherlands ▶
- Poland ▶
- Portugal ▶
- Romania
- Slovakia
- Slovenia
- Spain ▶
- Sweden
- UK ▶


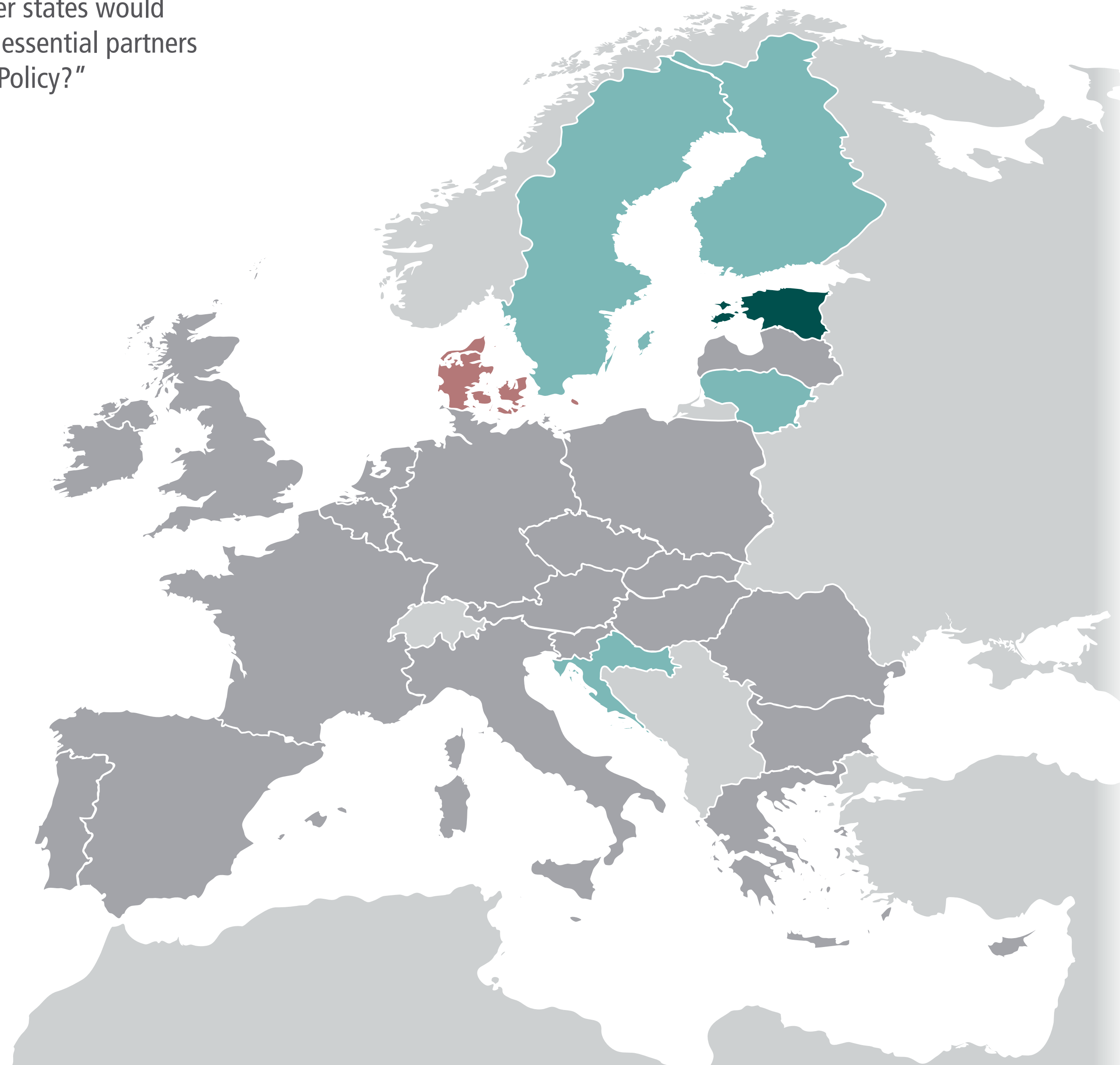
Partners Overview

Foreign and Development Policy

**Security and Defense Policy**

Economic and Social Policy

Fiscal Policy



Of 1662 votes by 285 respondents, Denmark received 32 (1.9%)

Share of votes by group	Group
2%	Affluent 7
2%	Big 6
2%	Founding 6
2%	Southern 7
1%	Visegrád 4

Share of votes by country	Country
7%	Estonia
6%	Croatia
6%	Finland
6%	Lithuania
5%	Sweden
4%	Ireland
3%	France
3%	Latvia
3%	Netherlands
3%	UK
2%	Bulgaria
2%	Czech Rep.
2%	Portugal
2%	Spain
1%	Germany
1%	Hungary
1%	Italy
1%	Poland

- Top %
- 10+ %
- 5-9 %
- 1-4 %

Rounded results. 0% shares not shown.

# Security and Defense Policy Votes for Denmark by Denmark

Q11

“Which other EU member states would your government see as essential partners in Security and Defense Policy?”

- EU
- Big Six ▶
- Founding Six ▶
- Affluent Seven ▶
- Southern Seven ▶
- Visegrád Four ▶

- Austria
- Belgium
- Bulgaria
- Croatia
- Cyprus
- Czech Rep. ▶
- Denmark ▶**
- Estonia
- Finland ▶
- France ▶
- Germany ▶
- Greece
- Hungary ▶
- Ireland
- Italy ▶
- Latvia
- Lithuania
- Luxembourg
- Malta
- Netherlands ▶
- Poland ▶
- Portugal ▶
- Romania
- Slovakia
- Slovenia
- Spain ▶
- Sweden
- UK ▶


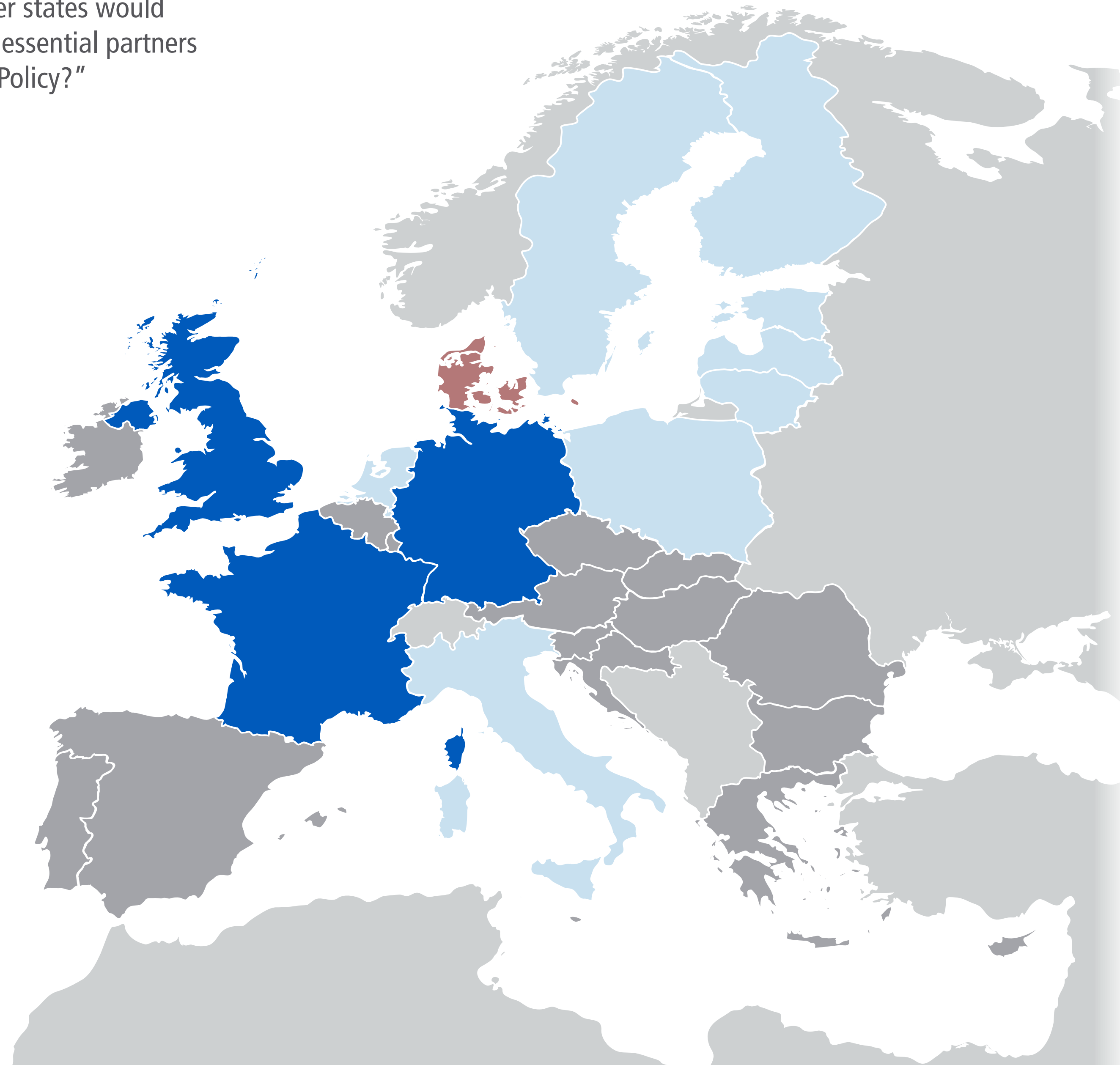
Partners Overview

Foreign and Development Policy

**Security and Defense Policy**

Economic and Social Policy

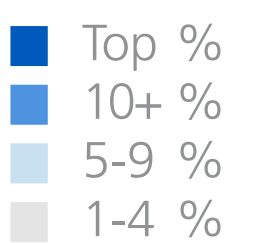
Fiscal Policy



Of 120 votes by 23 respondents, France received the most: 16

Share of votes for group	Group
53%	Big 6
38%	Founding 6
22%	Affluent 7
22%	Southern 7
10%	Visegrád 4

Share of votes for country	Country
13%	France
13%	Germany
13%	UK
8%	Poland
7%	Sweden
6%	Finland
6%	Netherlands
5%	Estonia
5%	Italy
5%	Latvia
5%	Lithuania
3%	Austria
2%	Hungary
1%	Belgium
1%	Cyprus
1%	Czech Rep.
1%	Greece
1%	Ireland
1%	Malta
1%	Spain



Rounded results. 0% shares not shown.



# Security and Defense Policy Votes for Estonia

Q11

“Which other EU member states would your government see as essential partners in Security and Defense Policy?”

- EU
- Big Six ▶
- Founding Six ▶
- Affluent Seven ▶
- Southern Seven ▶
- Visegrád Four ▶

- Austria
- Belgium
- Bulgaria
- Croatia
- Cyprus
- Czech Rep. ▶
- Denmark ▶
- Estonia**
- Finland ▶
- France ▶
- Germany ▶
- Greece
- Hungary ▶
- Ireland
- Italy ▶
- Latvia
- Lithuania
- Luxembourg
- Malta
- Netherlands ▶
- Poland ▶
- Portugal ▶
- Romania
- Slovakia
- Slovenia
- Spain ▶
- Sweden
- UK ▶


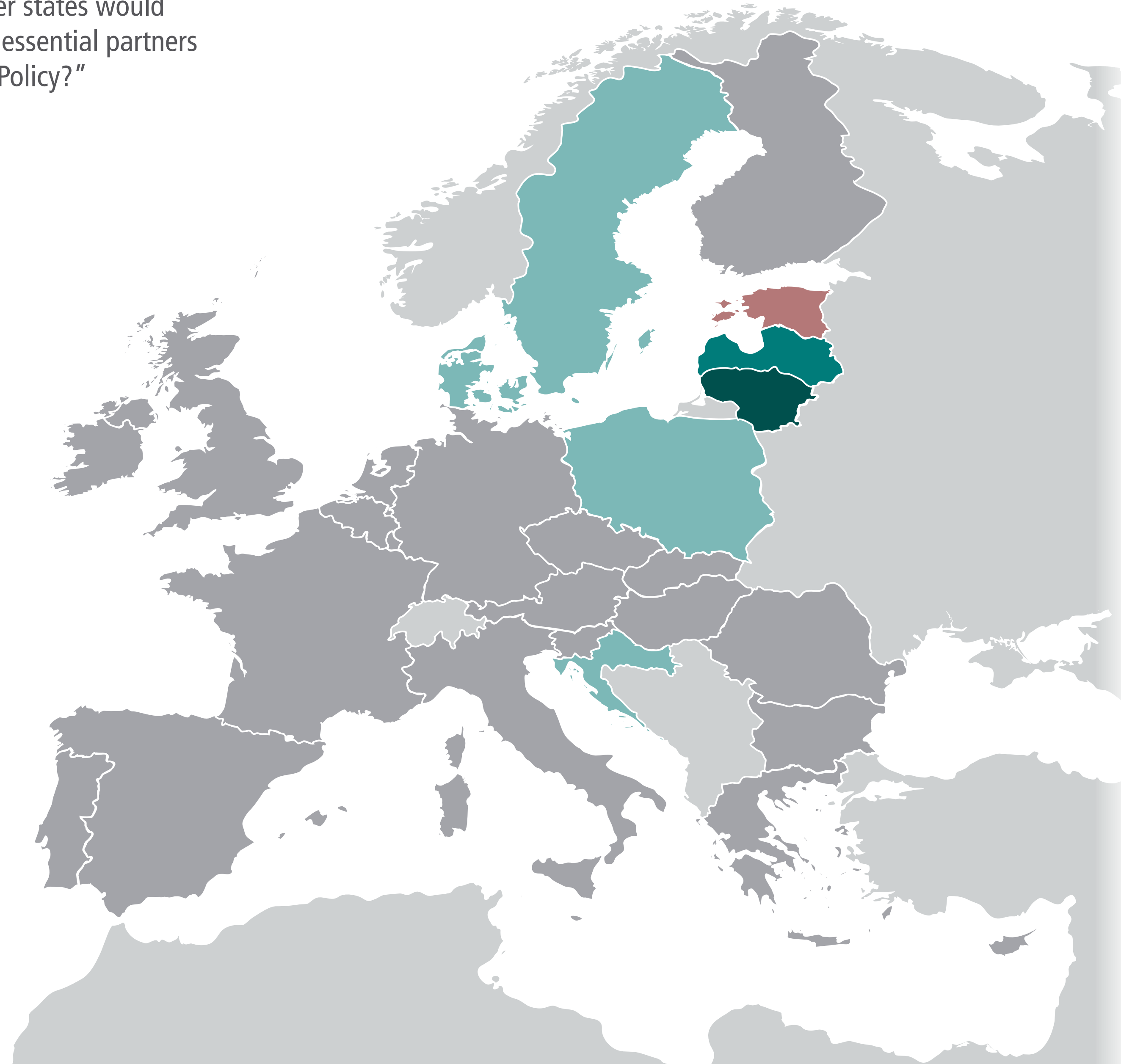
Partners Overview

Foreign and Development Policy

**Security and Defense Policy**

Economic and Social Policy

Fiscal Policy



Of 1662 votes by 285 respondents, Estonia received 56 (3.4%)

Share of votes by group	Group
4%	Visegrád 4
3%	Affluent 7
3%	Big 6
2%	Founding 6
2%	Southern 7

Share of votes by country	Country
12%	Lithuania
10%	Latvia
6%	Croatia
6%	Poland
5%	Denmark
5%	Sweden
4%	Bulgaria
4%	Finland
4%	Germany
4%	Ireland
4%	Romania
3%	Hungary
3%	Italy
3%	Netherlands
2%	Czech Rep.
2%	Portugal
2%	Spain
1%	France

- Top %
- 10+ %
- 5-9 %
- 1-4 %

Rounded results. 0% shares not shown.

# Security and Defense Policy Votes for Finland by Finland

Q11

“Which other EU member states would your government see as essential partners in Security and Defense Policy?”

- EU
- Big Six ▶
- Founding Six ▶
- Affluent Seven ▶
- Southern Seven ▶
- Visegrád Four ▶

- Austria
- Belgium
- Bulgaria
- Croatia
- Cyprus
- Czech Rep. ▶
- Denmark ▶
- Estonia
- Finland ▶**
- France ▶
- Germany ▶
- Greece
- Hungary ▶
- Ireland
- Italy ▶
- Latvia
- Lithuania
- Luxembourg
- Malta
- Netherlands ▶
- Poland ▶
- Portugal ▶
- Romania
- Slovakia
- Slovenia
- Spain ▶
- Sweden
- UK ▶


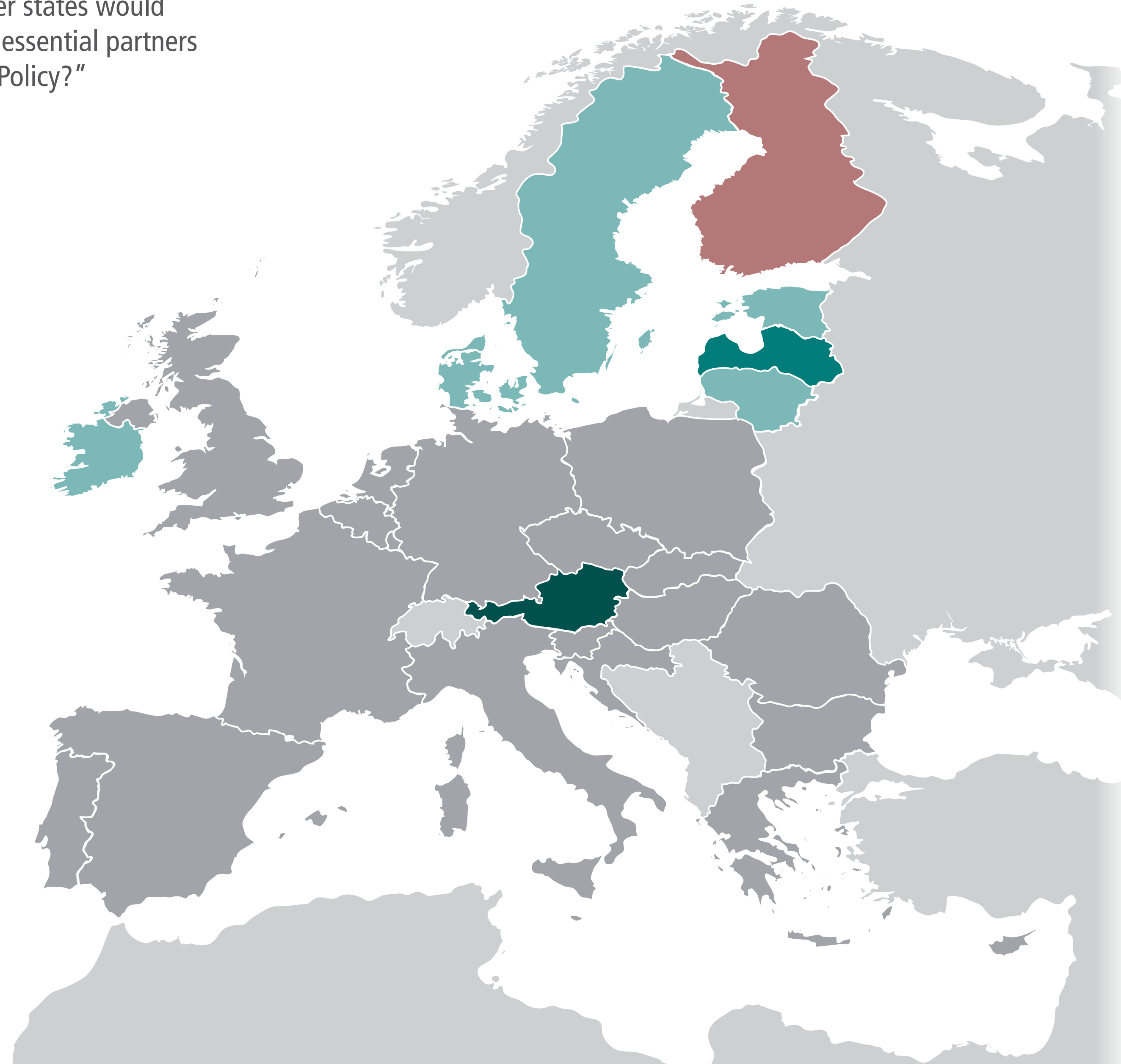
Partners Overview

Foreign and Development Policy

**Security and Defense Policy**

Economic and Social Policy

Fiscal Policy



Of 1662 votes by 285 respondents, Finland received 56 (3.4%)

- 5% Affluent 7
- 3% Big 6
- 3% Founding 6
- 3% Southern 7
- 2% Visegrád 4

Share of votes by group

- 11% Austria
- 10% Latvia
- 8% Ireland
- 8% Sweden
- 7% Estonia
- 6% Denmark
- 6% Lithuania
- 4% Belgium
- 4% Poland
- 4% Romania
- 3% France
- 3% Germany
- 3% Italy
- 3% Netherlands
- 3% Spain
- 2% Bulgaria
- 2% Czech Rep.
- 2% Portugal
- 1% Hungary

Share of votes by country

- Top %
- 10+ %
- 5-9 %
- 1-4 %

Rounded results. 0% shares not shown.

# Security and Defense Policy Votes for Finland by Finland

Q11

“Which other EU member states would your government see as essential partners in Security and Defense Policy?”

- EU
- Big Six ▶
- Founding Six ▶
- Affluent Seven ▶
- Southern Seven ▶
- Visegrád Four ▶

- Austria
- Belgium
- Bulgaria
- Croatia
- Cyprus
- Czech Rep. ▶
- Denmark ▶
- Estonia
- Finland ▶**
- France ▶
- Germany ▶
- Greece
- Hungary ▶
- Ireland
- Italy ▶
- Latvia
- Lithuania
- Luxembourg
- Malta
- Netherlands ▶
- Poland ▶
- Portugal ▶
- Romania
- Slovakia
- Slovenia
- Spain ▶
- Sweden
- UK ▶

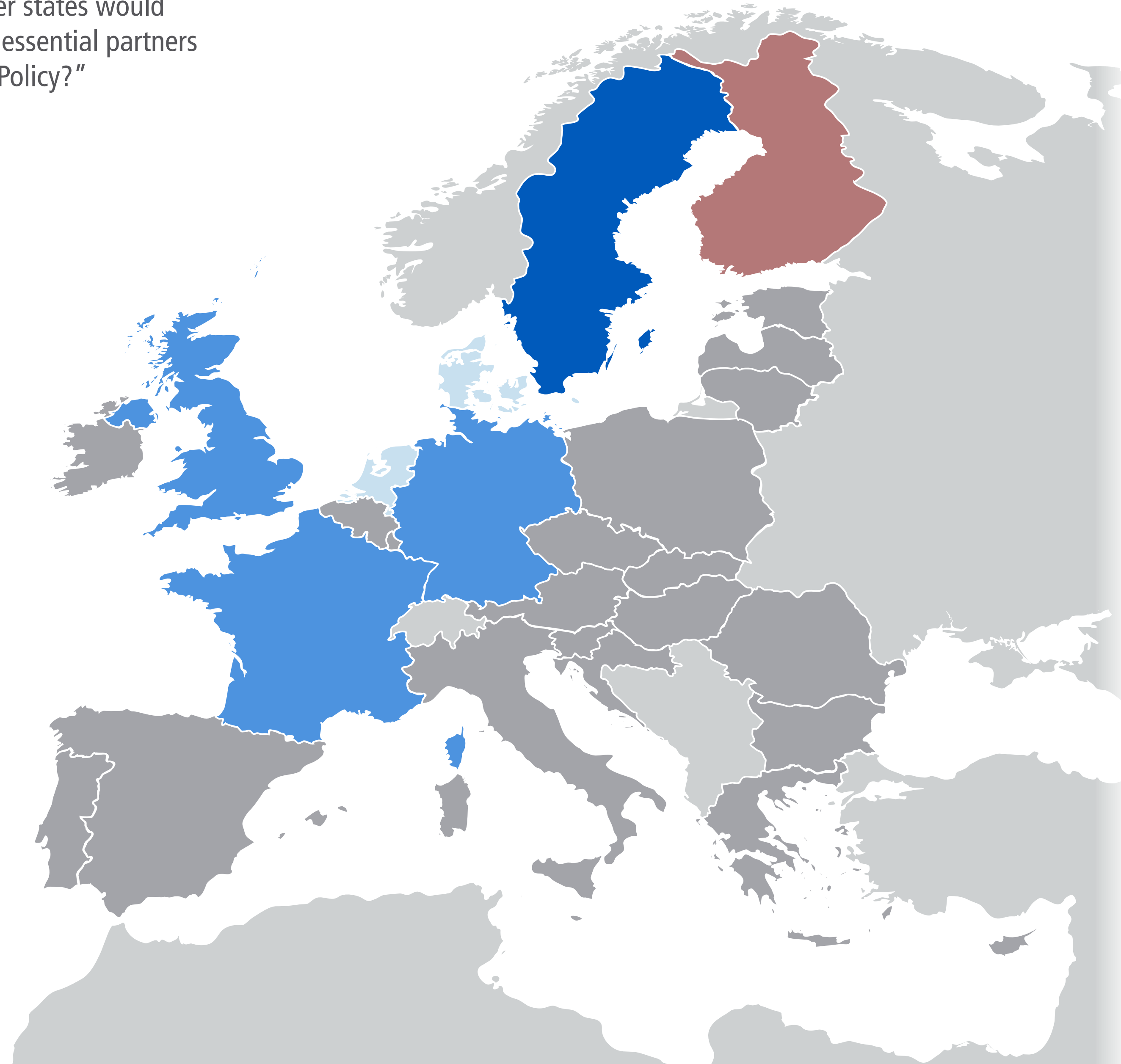
Partners Overview

Foreign and Development Policy

**Security and Defense Policy**

Economic and Social Policy

Fiscal Policy



Of 48 votes by 10 respondents, Sweden received the most: 8

Share of votes for group	Group
48%	Big 6
44%	Founding 6
40%	Affluent 7
21%	Southern 7
6%	Visegrád 4

Share of votes for country	Country
17%	Sweden
15%	Germany
13%	France
10%	UK
6%	Denmark
6%	Netherlands
4%	Austria
4%	Belgium
4%	Estonia
4%	Italy
4%	Poland
2%	Czech Rep.
2%	Greece
2%	Ireland
2%	Lithuania
2%	Luxembourg
2%	Spain

- Top %
- 10+ %
- 5-9 %
- 1-4 %

Rounded results. 0% shares not shown.

# Security and Defense Policy Votes for France by France


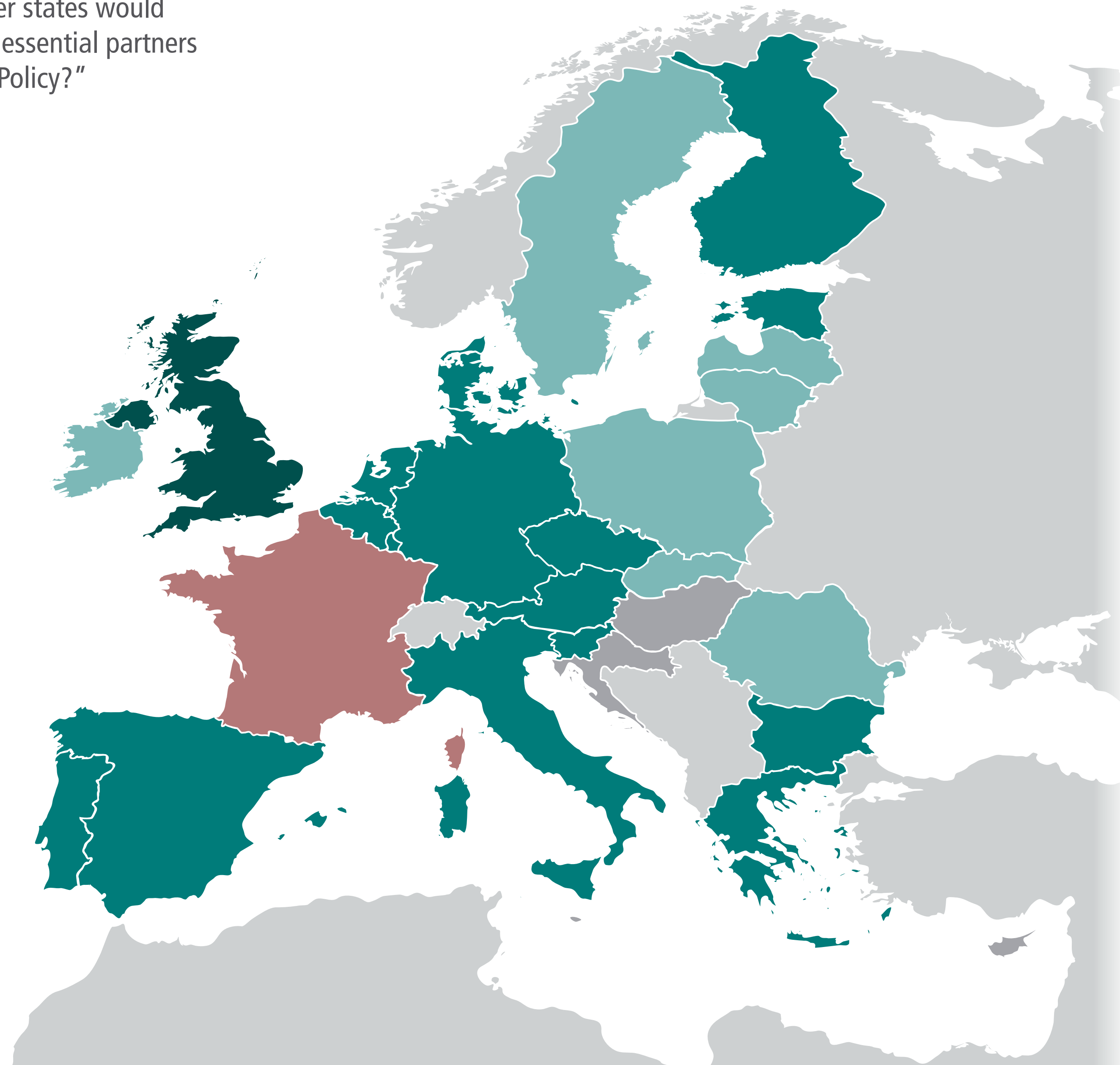
Q11

“Which other EU member states would your government see as essential partners in Security and Defense Policy?”

- EU
- Big Six ▶
- Founding Six ▶
- Affluent Seven ▶
- Southern Seven ▶
- Visegrád Four ▶

- Austria
- Belgium
- Bulgaria
- Croatia
- Cyprus
- Czech Rep. ▶
- Denmark ▶
- Estonia
- Finland ▶
- France ▶**
- Germany ▶
- Greece
- Hungary ▶
- Ireland
- Italy ▶
- Latvia
- Lithuania
- Luxembourg
- Malta
- Netherlands ▶
- Poland ▶
- Portugal ▶
- Romania
- Slovakia
- Slovenia
- Spain ▶
- Sweden
- UK ▶

- Partners Overview
- Foreign and Development Policy
- Security and Defense Policy**
- Economic and Social Policy
- Fiscal Policy



Of 1662 votes by 285 respondents, France received 183 (11%)

12%	Affluent 7	Share of votes by group
12%	Big 6	
11%	Founding 6	
11%	Southern 7	
8%	Visegrád 4	

31%	UK	Share of votes by country
21%	Greece	
18%	Germany	
18%	Luxembourg	
17%	Belgium	
17%	Czech Rep.	
14%	Estonia	
14%	Italy	
13%	Denmark	
13%	Finland	
13%	Portugal	
13%	Slovenia	
13%	Spain	
11%	Austria	
10%	Bulgaria	
10%	Netherlands	
9%	Poland	
9%	Romania	
8%	Ireland	
8%	Lithuania	
8%	Sweden	
7%	Slovakia	
5%	Latvia	
3%	Hungary	

- Top %
- 10+ %
- 5-9 %
- 1-4 %

Rounded results. 0% shares not shown.

# Security and Defense Policy Votes for France by France

Q11

“Which other EU member states would your government see as essential partners in Security and Defense Policy?”

- EU
- Big Six ▶
- Founding Six ▶
- Affluent Seven ▶
- Southern Seven ▶
- Visegrád Four ▶

- Austria
- Belgium
- Bulgaria
- Croatia
- Cyprus
- Czech Rep. ▶
- Denmark ▶
- Estonia
- Finland ▶
- France ▶**
- Germany ▶
- Greece
- Hungary ▶
- Ireland
- Italy ▶
- Latvia
- Lithuania
- Luxembourg
- Malta
- Netherlands ▶
- Poland ▶
- Portugal ▶
- Romania
- Slovakia
- Slovenia
- Spain ▶
- Sweden
- UK ▶

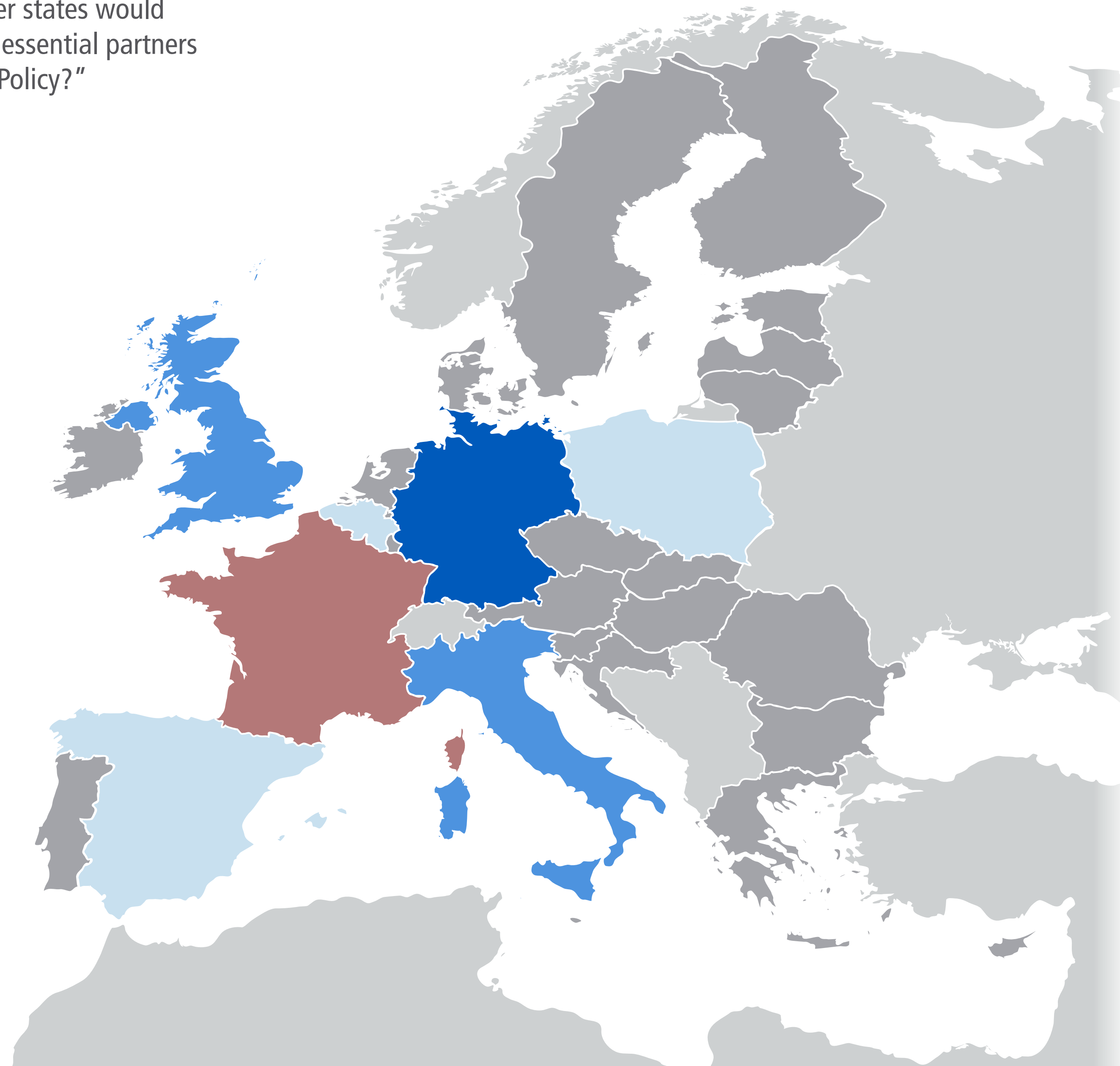
Partners Overview

Foreign and Development Policy

**Security and Defense Policy**

Economic and Social Policy

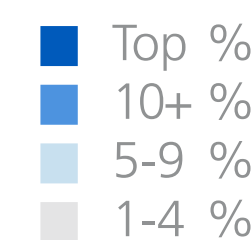
Fiscal Policy



Of 117 votes by 24 respondents, Germany received the most: 21

Share of votes for group	Group
68%	Big 6
46%	Founding 6
29%	Southern 7
23%	Affluent 7
12%	Visegrád 4

Share of votes for country	Country
18%	Germany
17%	Italy
15%	UK
9%	Poland
8%	Belgium
8%	Spain
4%	Sweden
3%	Denmark
3%	Finland
3%	Netherlands
3%	Portugal
2%	Czech Rep.
2%	Greece
2%	Ireland
1%	Austria
1%	Estonia
1%	Slovakia



Rounded results. 0% shares not shown.

# Security and Defense Policy Votes for Germany by Germany


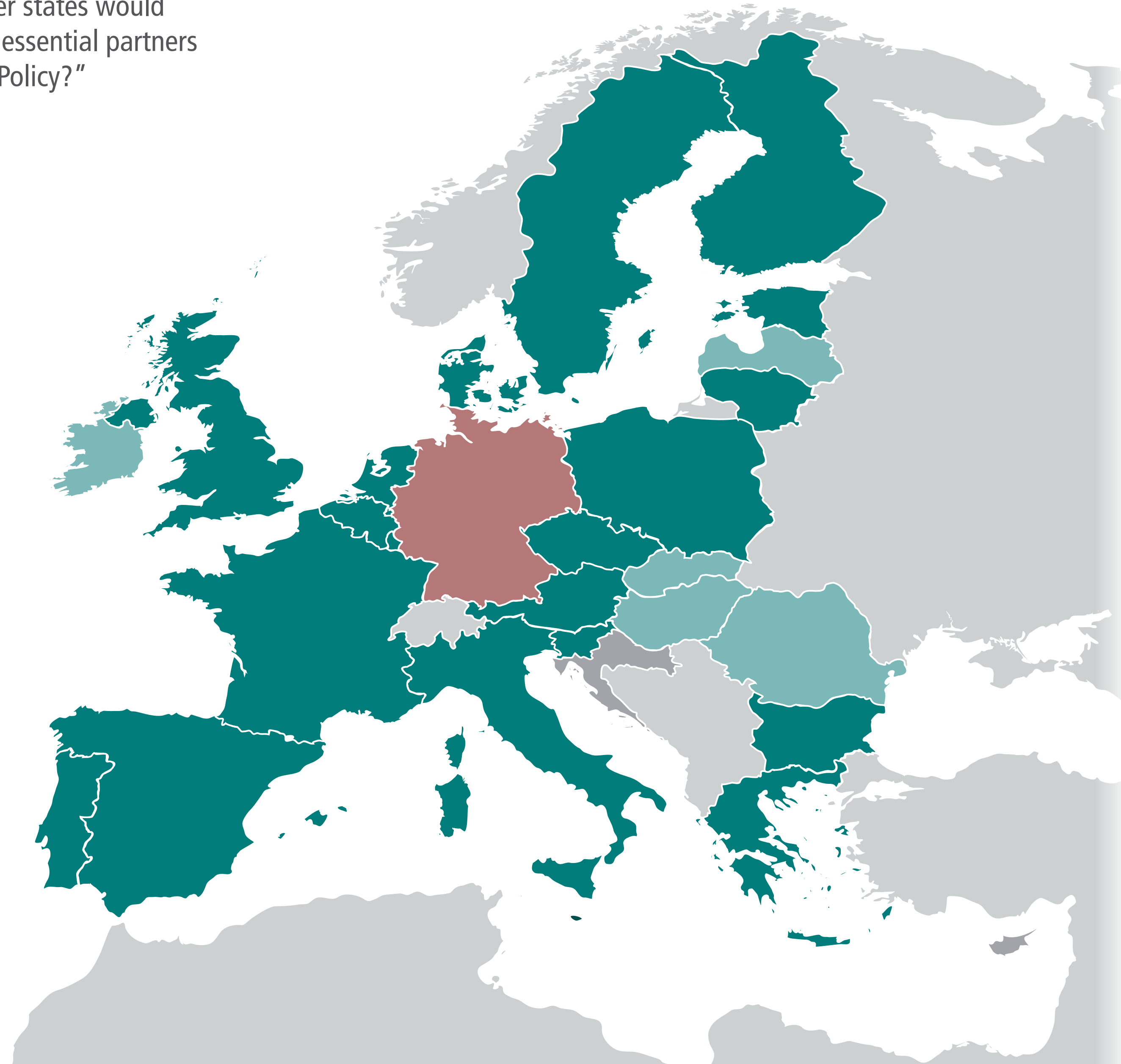
Q11

“Which other EU member states would your government see as essential partners in Security and Defense Policy?”

- EU
- Big Six ▶
- Founding Six ▶
- Affluent Seven ▶
- Southern Seven ▶
- Visegrád Four ▶

- Austria
- Belgium
- Bulgaria
- Croatia
- Cyprus
- Czech Rep. ▶
- Denmark ▶
- Estonia
- Finland ▶
- France ▶
- Germany ▶**
- Greece
- Hungary ▶
- Ireland
- Italy ▶
- Latvia
- Lithuania
- Luxembourg
- Malta
- Netherlands ▶
- Poland ▶
- Portugal ▶
- Romania
- Slovakia
- Slovenia
- Spain ▶
- Sweden
- UK ▶

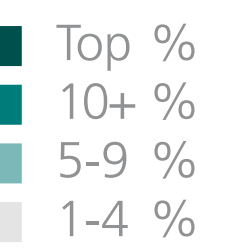
- Partners Overview
- Foreign and Development Policy
- Security and Defense Policy**
- Economic and Social Policy
- Fiscal Policy



Of 1662 votes by 285 respondents, Germany received 208 (12.5%)

Share of votes by group	Group
14%	Affluent 7
14%	Southern 7
13%	Big 6
13%	Visegrád 4
12%	Founding 6

Share of votes by country	Country
50%	Malta
28%	UK
21%	Austria
21%	Greece
19%	Belgium
18%	France
18%	Luxembourg
17%	Czech Rep.
17%	Poland
15%	Finland
15%	Slovenia
14%	Estonia
14%	Italy
14%	Sweden
13%	Denmark
12%	Bulgaria
12%	Portugal
12%	Spain
11%	Netherlands
10%	Lithuania
9%	Hungary
8%	Ireland
8%	Latvia
7%	Romania
7%	Slovakia



Rounded results. 0% shares not shown.

# Security and Defense Policy Votes for Germany by Germany

Q11

“Which other EU member states would your government see as essential partners in Security and Defense Policy?”

- EU
- Big Six ▶
- Founding Six ▶
- Affluent Seven ▶
- Southern Seven ▶
- Visegrád Four ▶

- Austria
- Belgium
- Bulgaria
- Croatia
- Cyprus
- Czech Rep. ▶
- Denmark ▶
- Estonia
- Finland ▶
- France ▶
- Germany ▶**
- Greece
- Hungary ▶
- Ireland
- Italy ▶
- Latvia
- Lithuania
- Luxembourg
- Malta
- Netherlands ▶
- Poland ▶
- Portugal ▶
- Romania
- Slovakia
- Slovenia
- Spain ▶
- Sweden
- UK ▶

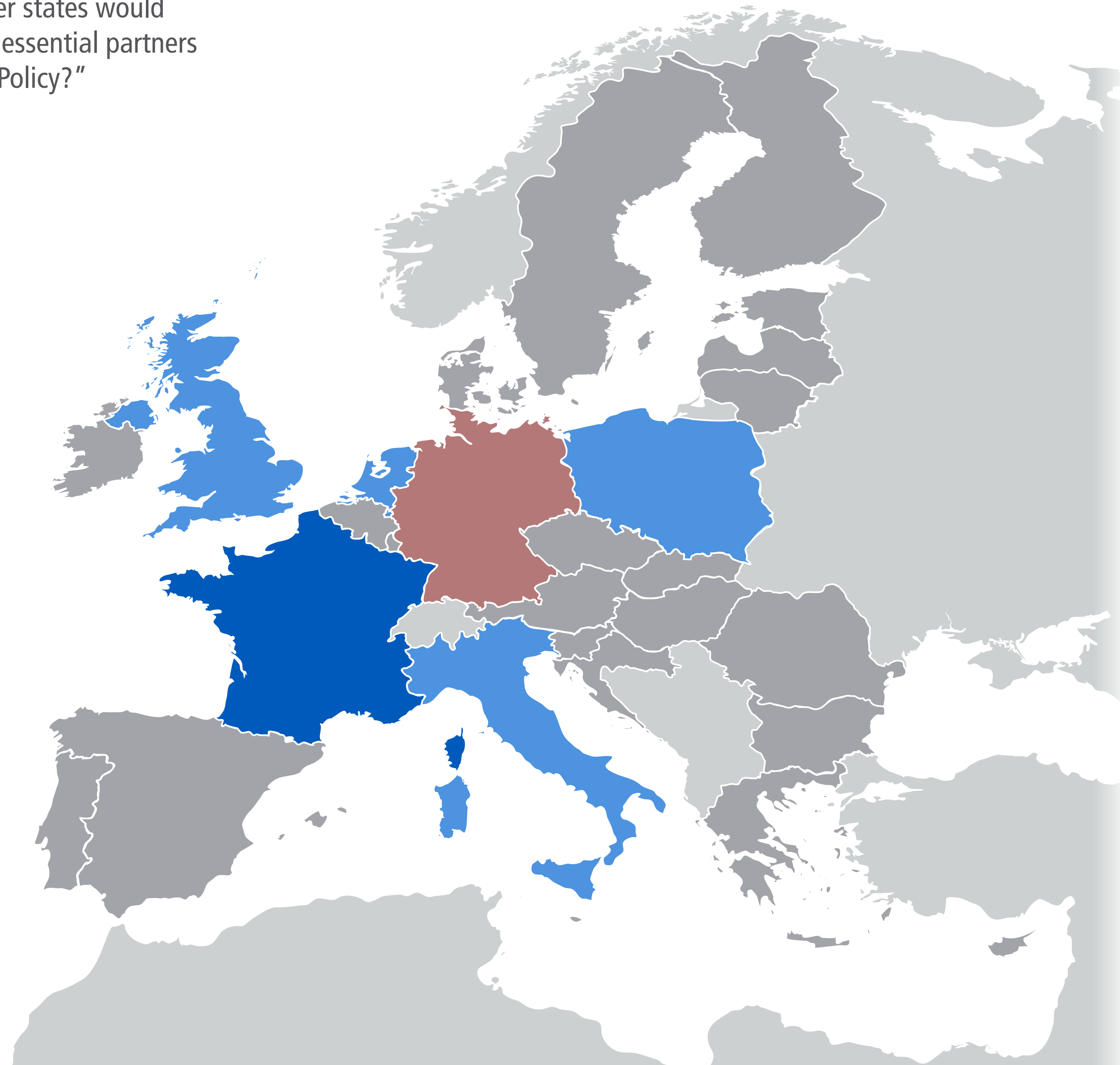
Partners Overview

Foreign and Development Policy

**Security and Defense Policy**

Economic and Social Policy

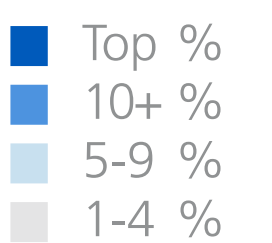
Fiscal Policy



Of 112 votes by 21 respondents, France received the most: 20

	Share of votes for group
55%	Big 6
47%	Founding 6
34%	Southern 7
29%	Affluent 7
11%	Visegrád 4

	Share of votes for country
18%	France
12%	Italy
12%	Netherlands
12%	UK
10%	Poland
4%	Austria
4%	Belgium
4%	Estonia
4%	Latvia
4%	Lithuania
4%	Spain
4%	Sweden
3%	Finland
2%	Luxembourg
2%	Romania
1%	Czech Rep.
1%	Denmark



Rounded results. 0% shares not shown.

# Security and Defense Policy Votes for Greece

Q11

“Which other EU member states would your government see as essential partners in Security and Defense Policy?”

- EU
- Big Six ▶
- Founding Six ▶
- Affluent Seven ▶
- Southern Seven ▶
- Visegrád Four ▶

- Austria
- Belgium
- Bulgaria
- Croatia
- Cyprus
- Czech Rep. ▶
- Denmark ▶
- Estonia
- Finland ▶
- France ▶
- Germany ▶
- Greece**
- Hungary ▶
- Ireland
- Italy ▶
- Latvia
- Lithuania
- Luxembourg
- Malta
- Netherlands ▶
- Poland ▶
- Portugal ▶
- Romania
- Slovakia
- Slovenia
- Spain ▶
- Sweden
- UK ▶


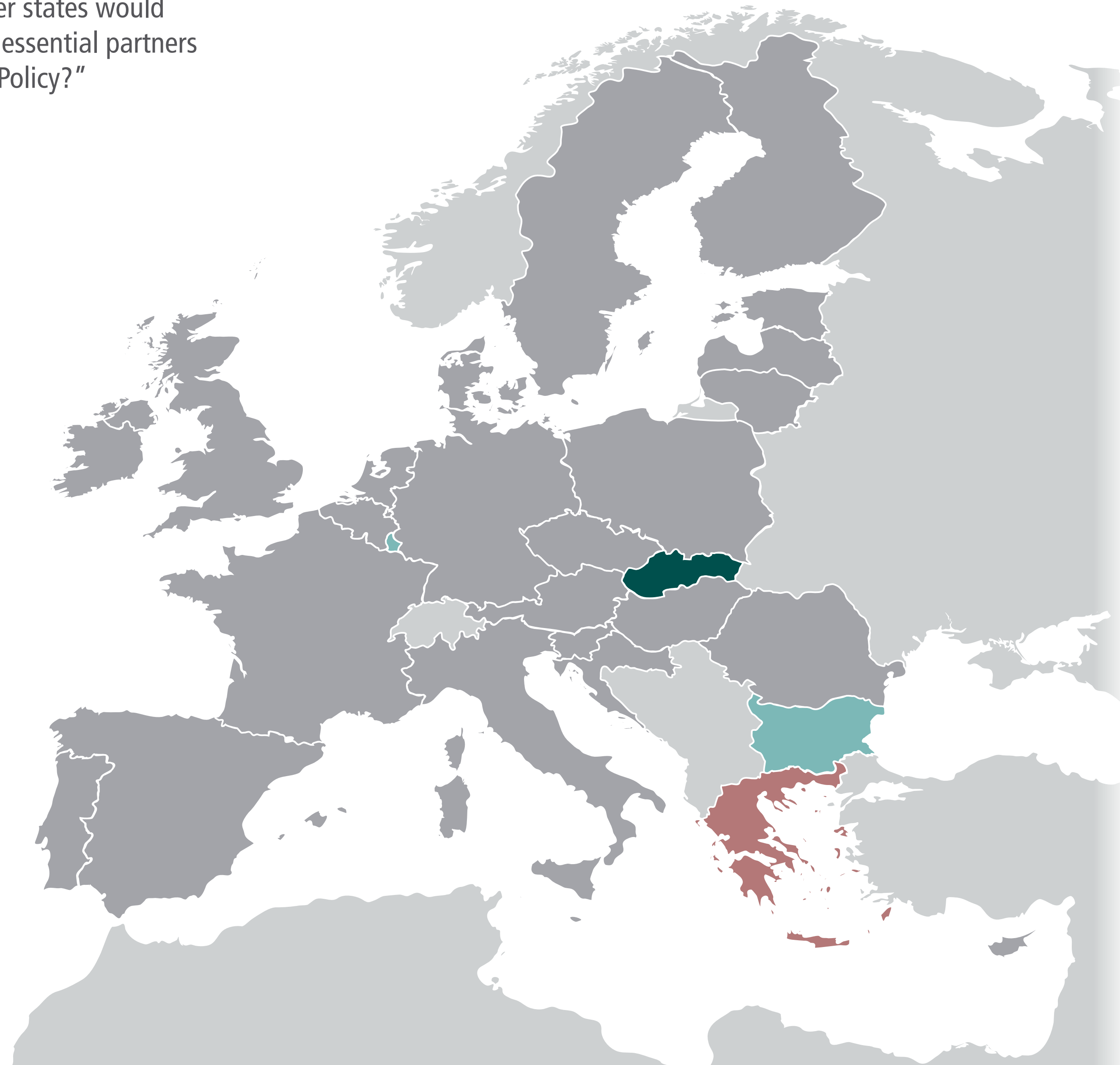
Partners Overview

Foreign and Development Policy

**Security and Defense Policy**

Economic and Social Policy

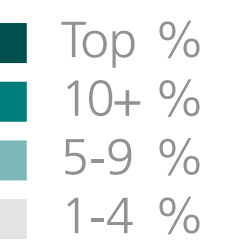
Fiscal Policy



Of 1662 votes by 285 respondents, Greece received 31 (1.9%)

Share of votes by group	
3%	Southern 7
2%	Affluent 7
2%	Big 6
2%	Founding 6
1%	Visegrád 4

Share of votes by country	
7%	Slovakia
6%	Bulgaria
6%	Luxembourg
4%	Italy
4%	Portugal
3%	Spain
2%	Belgium
2%	Finland
2%	France
2%	Hungary
2%	Lithuania
2%	Netherlands
1%	Denmark
1%	Romania



Rounded results. 0% shares not shown.



# Security and Defense Policy Votes for Hungary by Hungary

Q11

“Which other EU member states would your government see as essential partners in Security and Defense Policy?”

- EU
- Big Six ▶
- Founding Six ▶
- Affluent Seven ▶
- Southern Seven ▶
- Visegrád Four ▶

- Austria
- Belgium
- Bulgaria
- Croatia
- Cyprus
- Czech Rep. ▶
- Denmark ▶
- Estonia
- Finland ▶
- France ▶
- Germany ▶
- Greece
- Hungary ▶**
- Ireland
- Italy ▶
- Latvia
- Lithuania
- Luxembourg
- Malta
- Netherlands ▶
- Poland ▶
- Portugal ▶
- Romania
- Slovakia
- Slovenia
- Spain ▶
- Sweden
- UK ▶


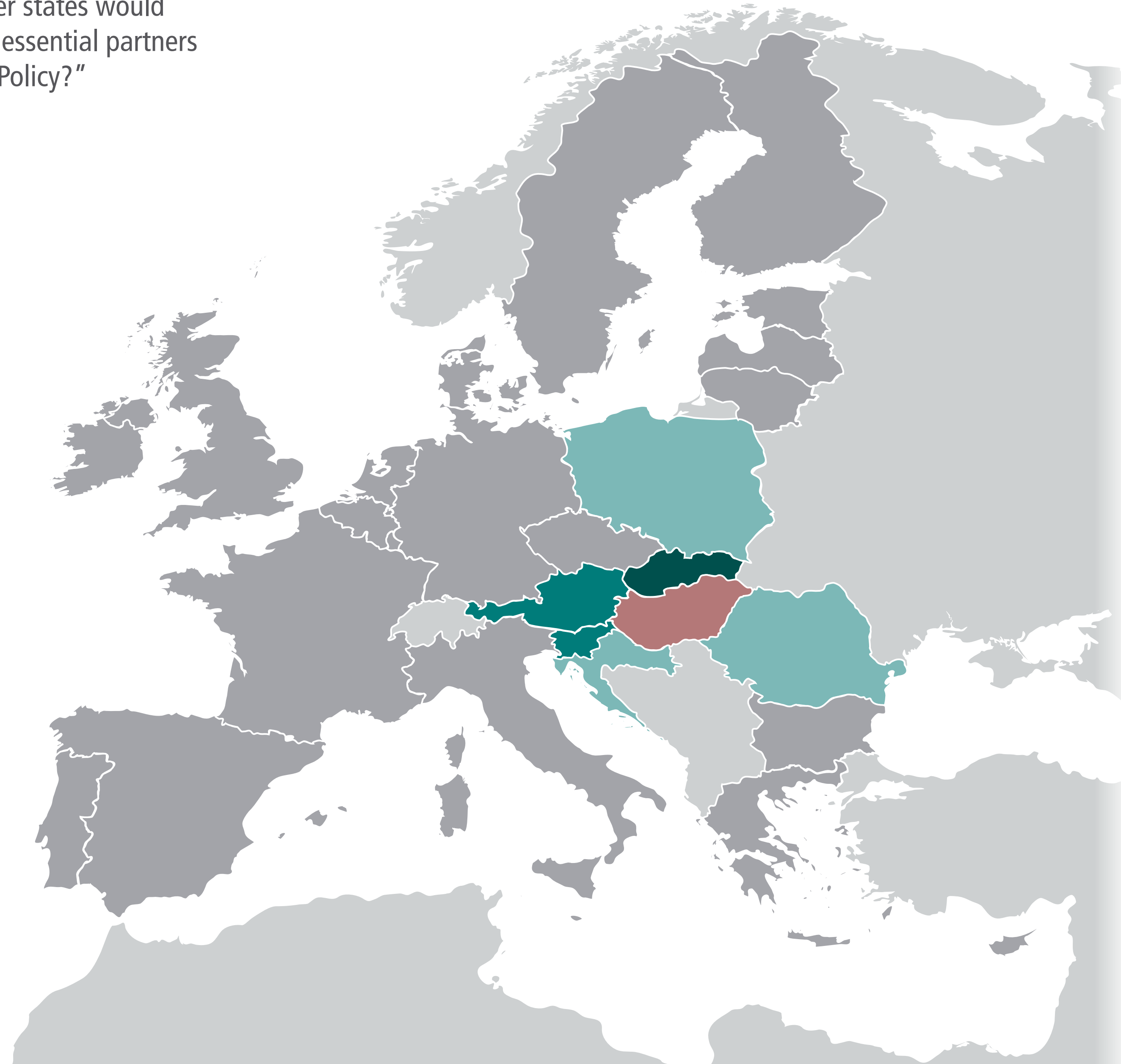
Partners Overview

Foreign and Development Policy

**Security and Defense Policy**

Economic and Social Policy

Fiscal Policy



Of 1662 votes by 285 respondents, Hungary received 38 (2.3%)

Share of votes by group	Group
4%	Visegrád 4
2%	Affluent 7
2%	Big 6
1%	Founding 6
1%	Southern 7

Share of votes by country	Country
20%	Slovakia
13%	Slovenia
11%	Austria
7%	Poland
6%	Croatia
6%	Romania
4%	Czech Rep.
4%	Ireland
3%	Italy
2%	Bulgaria
2%	Denmark
2%	Netherlands
2%	Spain

- Top %
- 10+ %
- 5-9 %
- 1-4 %

Rounded results. 0% shares not shown.

# Security and Defense Policy Votes for Hungary by Hungary

Q11

“Which other EU member states would your government see as essential partners in Security and Defense Policy?”

- EU
- Big Six ▶
- Founding Six ▶
- Affluent Seven ▶
- Southern Seven ▶
- Visegrád Four ▶

- Austria
- Belgium
- Bulgaria
- Croatia
- Cyprus
- Czech Rep. ▶
- Denmark ▶
- Estonia
- Finland ▶
- France ▶
- Germany ▶
- Greece
- Hungary ▶**
- Ireland
- Italy ▶
- Latvia
- Lithuania
- Luxembourg
- Malta
- Netherlands ▶
- Poland ▶
- Portugal ▶
- Romania
- Slovakia
- Slovenia
- Spain ▶
- Sweden
- UK ▶


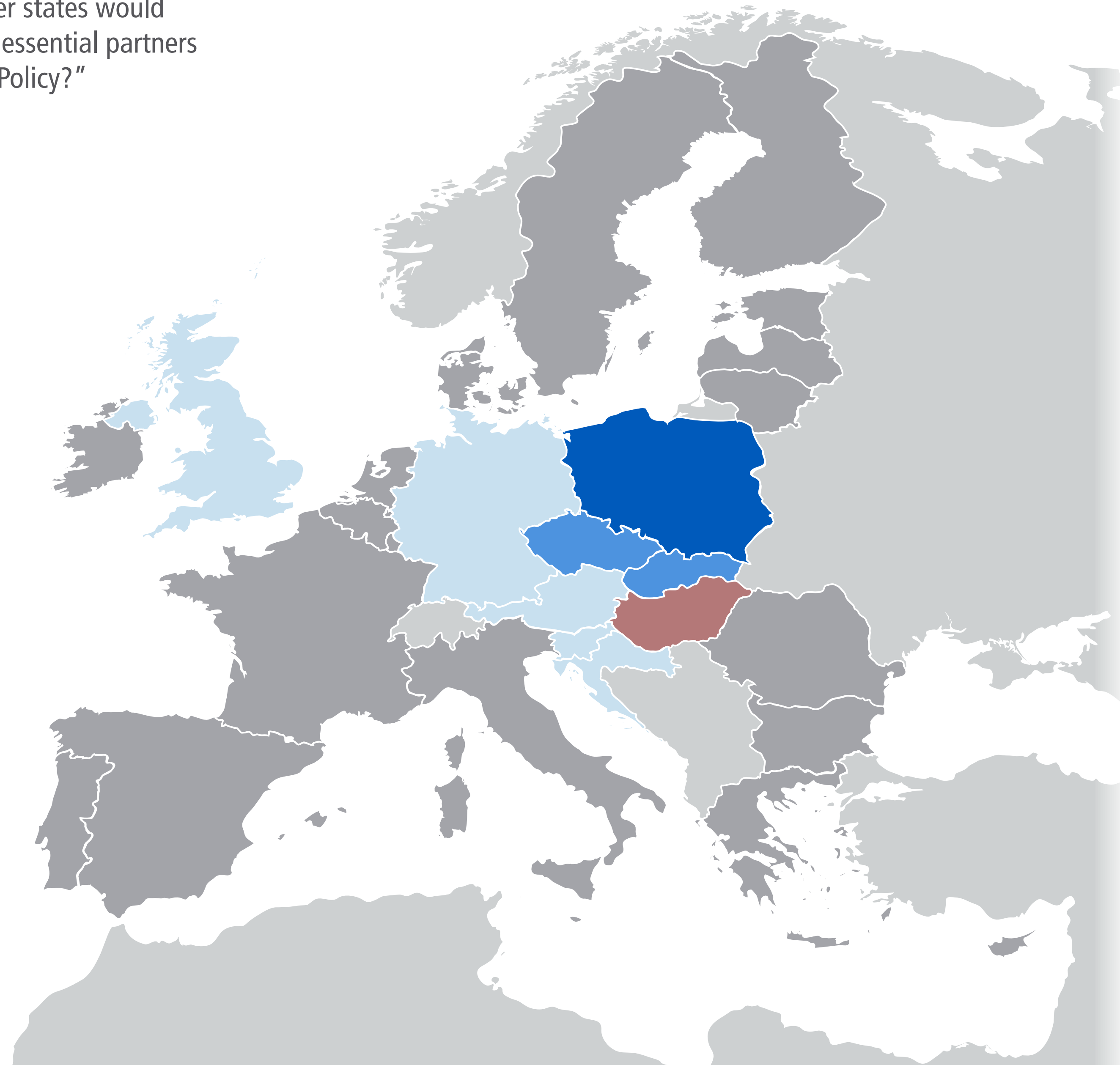
Partners Overview

Foreign and Development Policy

**Security and Defense Policy**

Economic and Social Policy

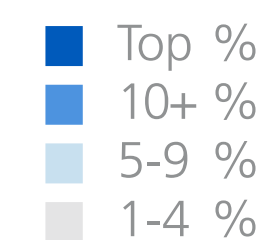
Fiscal Policy



Of 130 votes by 22 respondents, Poland received the most: 17

Share of votes for group	Group
38%	Visegrád 4
33%	Big 6
15%	Founding 6
11%	Southern 7
10%	Affluent 7

Share of votes for country	Country
13%	Poland
12%	Czech Rep.
12%	Slovakia
9%	Germany
5%	Austria
5%	Croatia
5%	Slovenia
5%	UK
4%	Latvia
4%	Lithuania
3%	Bulgaria
3%	Estonia
3%	France
3%	Romania
2%	Cyprus
2%	Greece
2%	Italy
2%	Sweden
1%	Denmark
1%	Finland
1%	Malta
1%	Netherlands
1%	Portugal
1%	Spain



Rounded results. 0% shares not shown.

# Security and Defense Policy Votes for Ireland

Q11

“Which other EU member states would your government see as essential partners in Security and Defense Policy?”

- EU
- Big Six ▶
- Founding Six ▶
- Affluent Seven ▶
- Southern Seven ▶
- Visegrád Four ▶

- Austria
- Belgium
- Bulgaria
- Croatia
- Cyprus
- Czech Rep. ▶
- Denmark ▶
- Estonia
- Finland ▶
- France ▶
- Germany ▶
- Greece
- Hungary ▶
- Ireland
- Italy ▶
- Latvia
- Lithuania
- Luxembourg
- Malta
- Netherlands ▶
- Poland ▶
- Portugal ▶
- Romania
- Slovakia
- Slovenia
- Spain ▶
- Sweden
- UK ▶

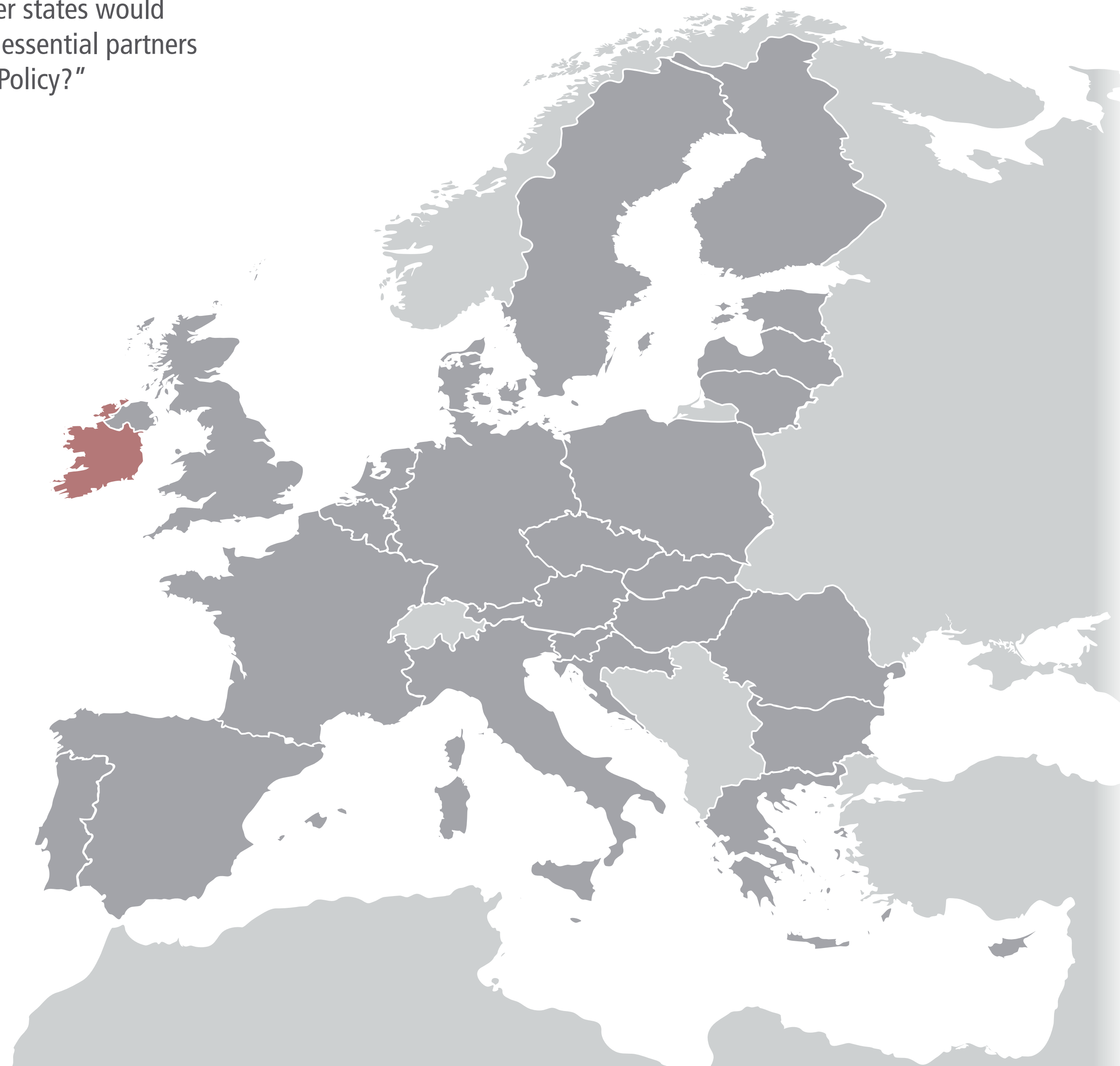
Partners Overview

Foreign and Development Policy

Security and Defense Policy

Economic and Social Policy

Fiscal Policy



Of 1662 votes by 285 respondents, Ireland received 15 (0.9%)

2% Affluent 7  
1% Big 6  
1% Founding 6  
1% Southern 7

Share of votes by group

3% Sweden  
3% UK  
2% Belgium  
2% Bulgaria  
2% Finland  
2% France  
2% Netherlands  
2% Spain  
1% Denmark  
1% Italy

Share of votes by country

■ Top %  
■ 10+ %  
■ 5-9 %  
■ 1-4 %

Rounded results. 0% shares not shown.

# Security and Defense Policy Votes for Italy by Italy

Q11

“Which other EU member states would your government see as essential partners in Security and Defense Policy?”

- EU
- Big Six ▶
- Founding Six ▶
- Affluent Seven ▶
- Southern Seven ▶
- Visegrád Four ▶

- Austria
- Belgium
- Bulgaria
- Croatia
- Cyprus
- Czech Rep. ▶
- Denmark ▶
- Estonia
- Finland ▶
- France ▶
- Germany ▶
- Greece
- Hungary ▶
- Ireland
- Italy ▶**
- Latvia
- Lithuania
- Luxembourg
- Malta
- Netherlands ▶
- Poland ▶
- Portugal ▶
- Romania
- Slovakia
- Slovenia
- Spain ▶
- Sweden
- UK ▶


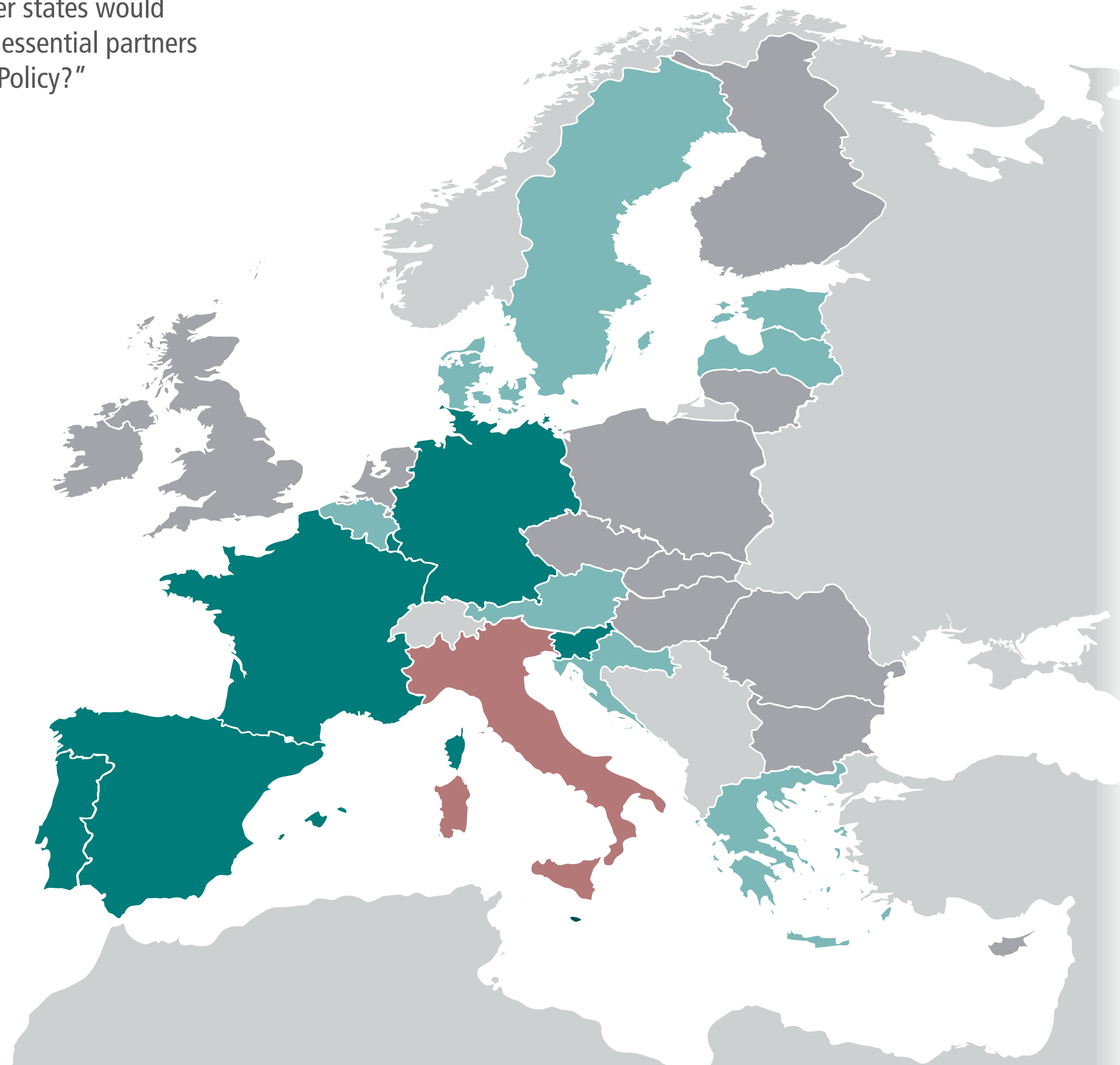
Partners Overview

Foreign and Development Policy

**Security and Defense Policy**

Economic and Social Policy

Fiscal Policy



Of 1662 votes by 285 respondents, Italy received 105 (6.3%)

Share of votes by group	Group
9%	Southern 7
8%	Big 6
8%	Founding 6
6%	Affluent 7
2%	Visegrád 4

Share of votes by country	Country
50%	Malta
17%	France
15%	Slovenia
12%	Germany
12%	Luxembourg
12%	Portugal
10%	Spain
9%	Belgium
7%	Austria
7%	Estonia
7%	Greece
6%	Croatia
5%	Denmark
5%	Latvia
5%	Sweden
4%	Finland
4%	Netherlands
3%	Romania
3%	UK
2%	Bulgaria
2%	Czech Rep.
2%	Hungary
2%	Lithuania
2%	Poland

- Top %
- 10+ %
- 5-9 %
- 1-4 %

Rounded results. 0% shares not shown.

# Security and Defense Policy Votes for Italy by Italy

Q11

“Which other EU member states would your government see as essential partners in Security and Defense Policy?”

- EU
- Big Six ▶
- Founding Six ▶
- Affluent Seven ▶
- Southern Seven ▶
- Visegrád Four ▶

- Austria
- Belgium
- Bulgaria
- Croatia
- Cyprus
- Czech Rep. ▶
- Denmark ▶
- Estonia
- Finland ▶
- France ▶
- Germany ▶
- Greece
- Hungary ▶
- Ireland
- Italy ▶**
- Latvia
- Lithuania
- Luxembourg
- Malta
- Netherlands ▶
- Poland ▶
- Portugal ▶
- Romania
- Slovakia
- Slovenia
- Spain ▶
- Sweden
- UK ▶


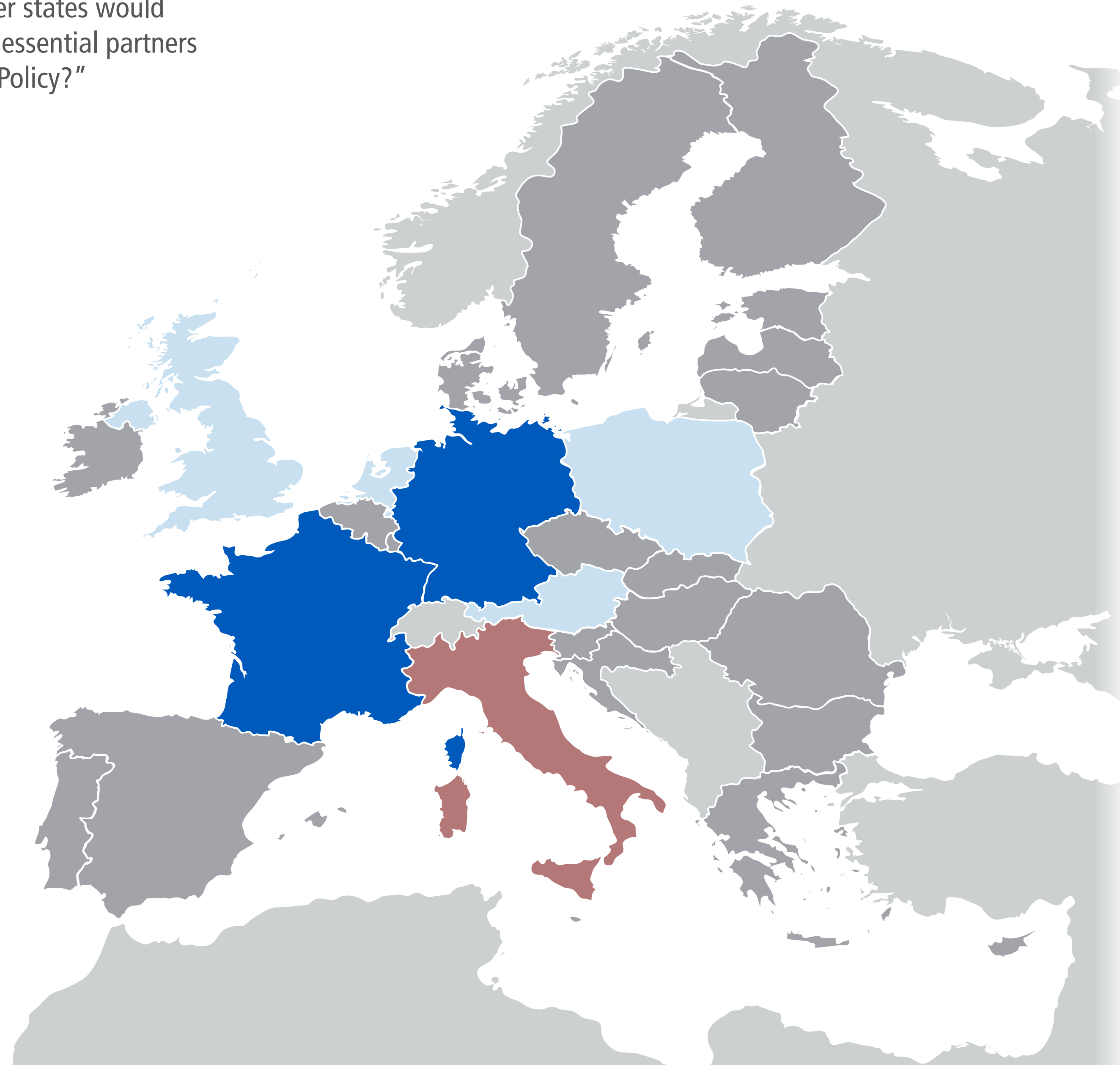
Partners Overview

Foreign and Development Policy

**Security and Defense Policy**

Economic and Social Policy

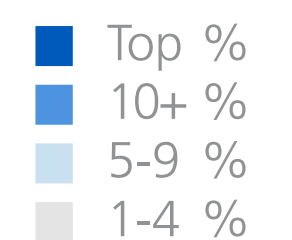
Fiscal Policy



Of 139 votes by 25 respondents, France received the most: 20

Share of votes for group	Group
46%	Big 6
40%	Founding 6
26%	Southern 7
25%	Affluent 7
11%	Visegrád 4

Share of votes for country	Country
14%	France
14%	Germany
8%	UK
6%	Austria
5%	Netherlands
5%	Poland
4%	Belgium
4%	Greece
4%	Spain
3%	Estonia
3%	Finland
3%	Hungary
3%	Lithuania
3%	Romania
3%	Sweden
2%	Luxembourg
1%	Bulgaria
1%	Croatia
1%	Cyprus
1%	Czech Rep.
1%	Denmark
1%	Ireland
1%	Latvia
1%	Malta
1%	Portugal
1%	Slovakia
1%	Slovenia



Rounded results. 0% shares not shown.

# Security and Defense Policy Votes for Latvia

Q11

“Which other EU member states would your government see as essential partners in Security and Defense Policy?”

- EU
- Big Six ▶
- Founding Six ▶
- Affluent Seven ▶
- Southern Seven ▶
- Visegrád Four ▶

- Austria
- Belgium
- Bulgaria
- Croatia
- Cyprus
- Czech Rep. ▶
- Denmark ▶
- Estonia
- Finland ▶
- France ▶
- Germany ▶
- Greece
- Hungary ▶
- Ireland
- Italy ▶
- Latvia**
- Lithuania
- Luxembourg
- Malta
- Netherlands ▶
- Poland ▶
- Portugal ▶
- Romania
- Slovakia
- Slovenia
- Spain ▶
- Sweden
- UK ▶


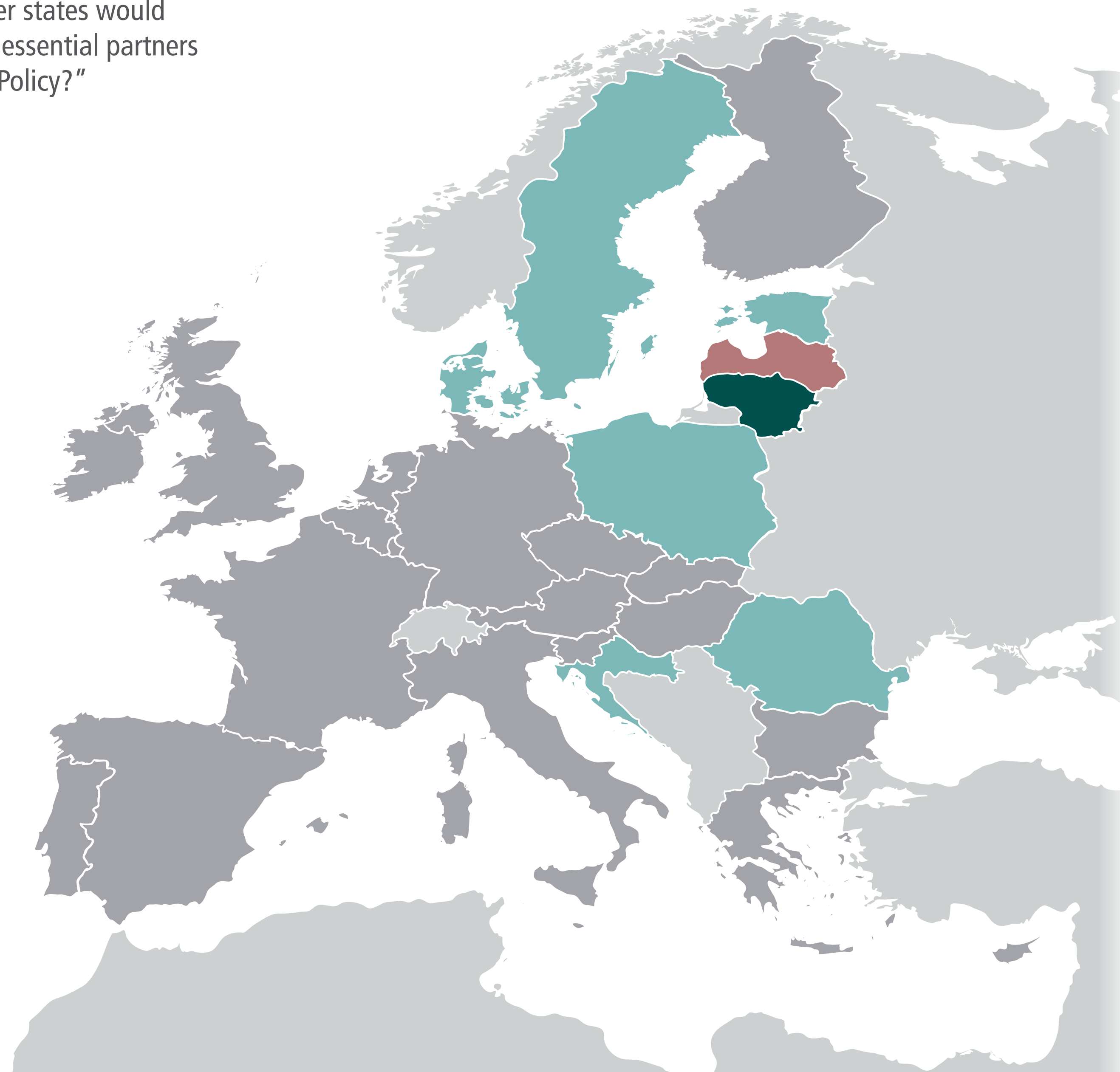
Partners Overview

Foreign and Development Policy

**Security and Defense Policy**

Economic and Social Policy

Fiscal Policy



Of 1662 votes by 285 respondents, Latvia received 50 (3%)

Share of votes by group
4%
3%
3%
2%
2%

Share of votes by country
10%
7%
6%
6%
6%
5%
5%
4%
4%
4%
4%
4%
4%
3%
2%
2%
2%
1%

- Top %
- 10+ %
- 5-9 %
- 1-4 %

Rounded results. 0% shares not shown.

# Security and Defense Policy Votes for Lithuania

Q11

“Which other EU member states would your government see as essential partners in Security and Defense Policy?”

- EU
- Big Six ▶
- Founding Six ▶
- Affluent Seven ▶
- Southern Seven ▶
- Visegrád Four ▶

- Austria
- Belgium
- Bulgaria
- Croatia
- Cyprus
- Czech Rep. ▶
- Denmark ▶
- Estonia
- Finland ▶
- France ▶
- Germany ▶
- Greece
- Hungary ▶
- Ireland
- Italy ▶
- Latvia
- Lithuania**
- Luxembourg
- Malta
- Netherlands ▶
- Poland ▶
- Portugal ▶
- Romania
- Slovakia
- Slovenia
- Spain ▶
- Sweden
- UK ▶


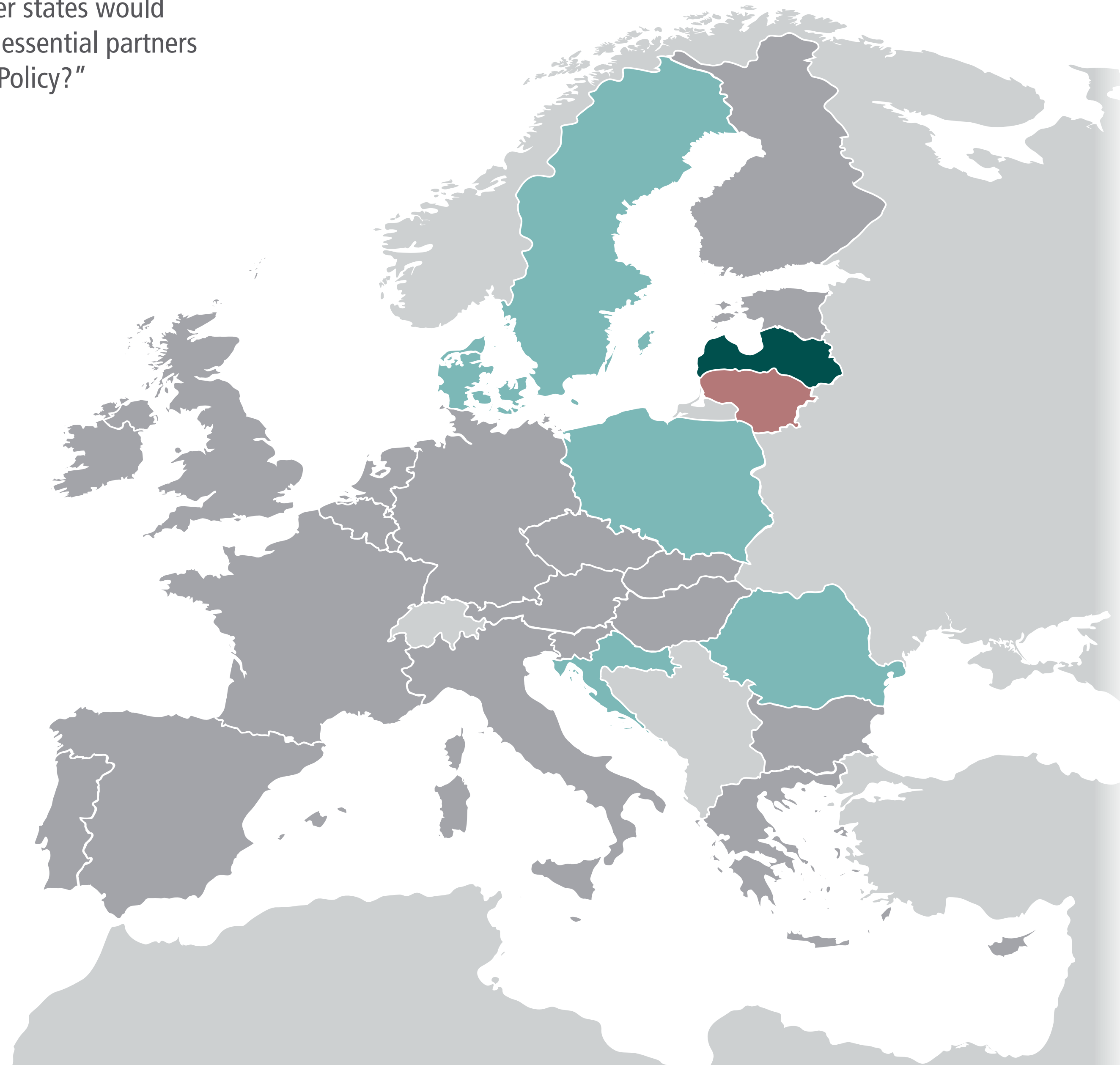
Partners Overview

Foreign and Development Policy

**Security and Defense Policy**

Economic and Social Policy

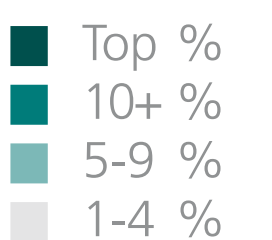
Fiscal Policy



Of 1662 votes by 285 respondents, Lithuania received 50 (3%)

Share of votes by group	Group
4%	Visegrád 4
3%	Affluent 7
3%	Big 6
2%	Founding 6
2%	Southern 7

Share of votes by country	Country
10%	Latvia
6%	Croatia
6%	Romania
5%	Denmark
5%	Poland
5%	Sweden
4%	Bulgaria
4%	Germany
4%	Hungary
4%	Ireland
3%	Italy
3%	Netherlands
2%	Czech Rep.
2%	Finland
2%	Portugal
2%	Spain



Rounded results. 0% shares not shown.

# Security and Defense Policy Votes for Luxembourg

Q11

“Which other EU member states would your government see as essential partners in Security and Defense Policy?”

- EU
- Big Six ▶
- Founding Six ▶
- Affluent Seven ▶
- Southern Seven ▶
- Visegrád Four ▶

- Austria
- Belgium
- Bulgaria
- Croatia
- Cyprus
- Czech Rep. ▶
- Denmark ▶
- Estonia
- Finland ▶
- France ▶
- Germany ▶
- Greece
- Hungary ▶
- Ireland
- Italy ▶
- Latvia
- Lithuania
- Luxembourg**
- Malta
- Netherlands ▶
- Poland ▶
- Portugal ▶
- Romania
- Slovakia
- Slovenia
- Spain ▶
- Sweden
- UK ▶

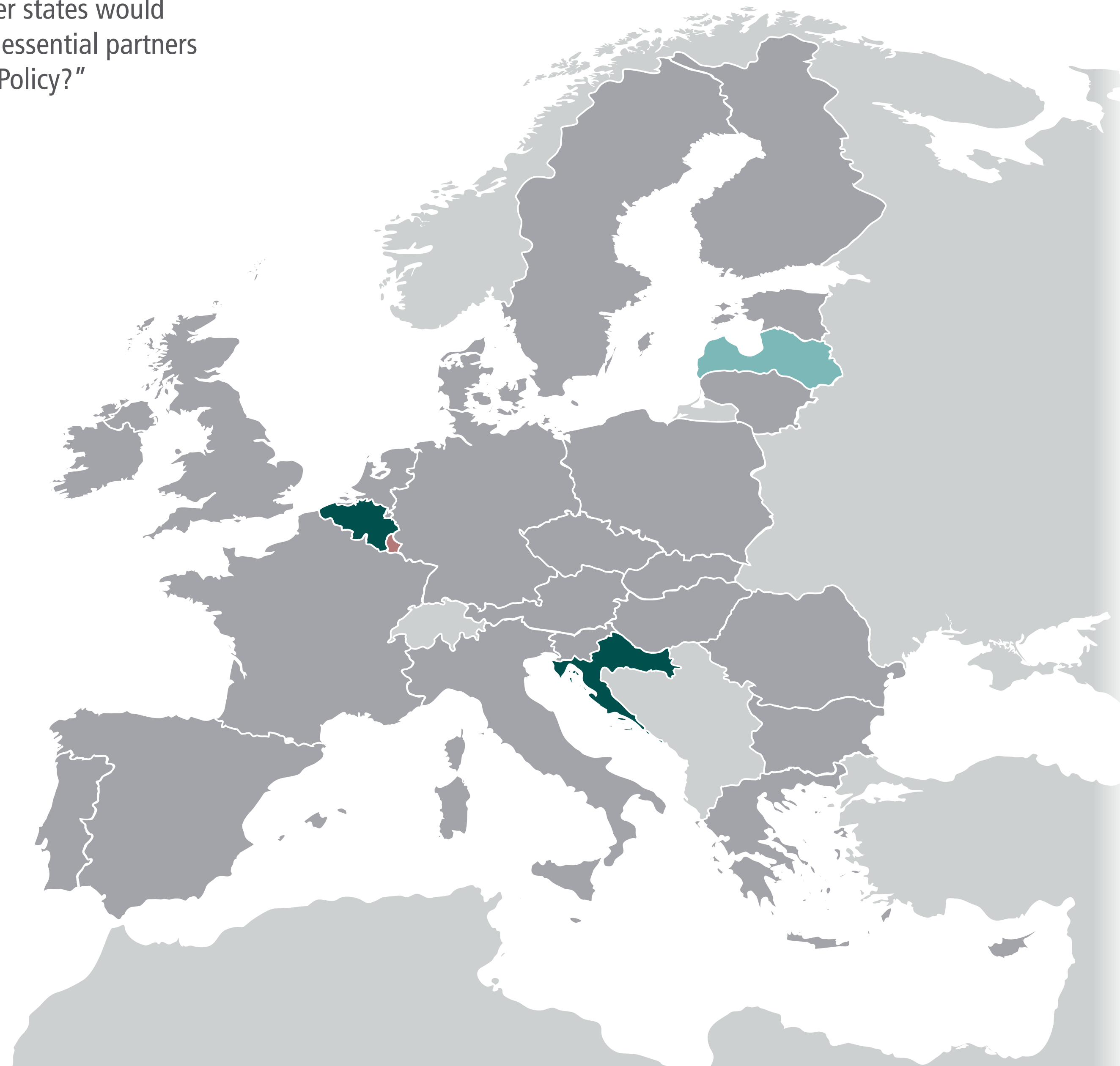
Partners Overview

Foreign and Development Policy

**Security and Defense Policy**

Economic and Social Policy

Fiscal Policy



Of 1662 votes by 285 respondents, Luxembourg received 20 (1.2%)

Share of votes by group	
2%	Affluent 7
2%	Founding 6
1%	Big 6
1%	Southern 7

Share of votes by country	
6%	Belgium
6%	Croatia
5%	Latvia
4%	Austria
3%	Sweden
2%	Bulgaria
2%	Finland
2%	Germany
2%	Italy
2%	Netherlands
2%	Spain

- Top %
- 10+ %
- 5-9 %
- 1-4 %

Rounded results. 0% shares not shown.



# Security and Defense Policy Votes for Malta

Q11

“Which other EU member states would your government see as essential partners in Security and Defense Policy?”

- EU
- Big Six ▶
- Founding Six ▶
- Affluent Seven ▶
- Southern Seven ▶
- Visegrád Four ▶

- Austria
- Belgium
- Bulgaria
- Croatia
- Cyprus
- Czech Rep. ▶
- Denmark ▶
- Estonia
- Finland ▶
- France ▶
- Germany ▶
- Greece
- Hungary ▶
- Ireland
- Italy ▶
- Latvia
- Lithuania
- Luxembourg
- Malta**
- Netherlands ▶
- Poland ▶
- Portugal ▶
- Romania
- Slovakia
- Slovenia
- Spain ▶
- Sweden
- UK ▶

Partners Overview

Foreign and Development Policy

**Security and Defense Policy**

Economic and Social Policy

Fiscal Policy



Of 1662 votes by 285 respondents, Malta received 11 (0.7%)

1% Affluent 7  
1% Big 6  
1% Founding 6  
1% Southern 7

Share of votes by group

2% Bulgaria  
2% Netherlands  
2% Spain  
1% Denmark  
1% Hungary  
1% Italy  
1% Portugal

Share of votes by country

■ Top %  
■ 10+ %  
■ 5-9 %  
■ 1-4 %

Rounded results. 0% shares not shown.



Malta



Design

Findings

Chapters

Preferences

Influence

**Partners**

Policies

ecfr.eu/eucoalitionexplorer

# Security and Defense Policy Votes for Netherlands by Netherlands

Q11

“Which other EU member states would your government see as essential partners in Security and Defense Policy?”

- EU
- Big Six ▶
- Founding Six ▶
- Affluent Seven ▶
- Southern Seven ▶
- Visegrád Four ▶

- Austria
- Belgium
- Bulgaria
- Croatia
- Cyprus
- Czech Rep. ▶
- Denmark ▶
- Estonia
- Finland ▶
- France ▶
- Germany ▶
- Greece
- Hungary ▶
- Ireland
- Italy ▶
- Latvia
- Lithuania
- Luxembourg
- Malta
- Netherlands ▶**
- Poland ▶
- Portugal ▶
- Romania
- Slovakia
- Slovenia
- Spain ▶
- Sweden
- UK ▶


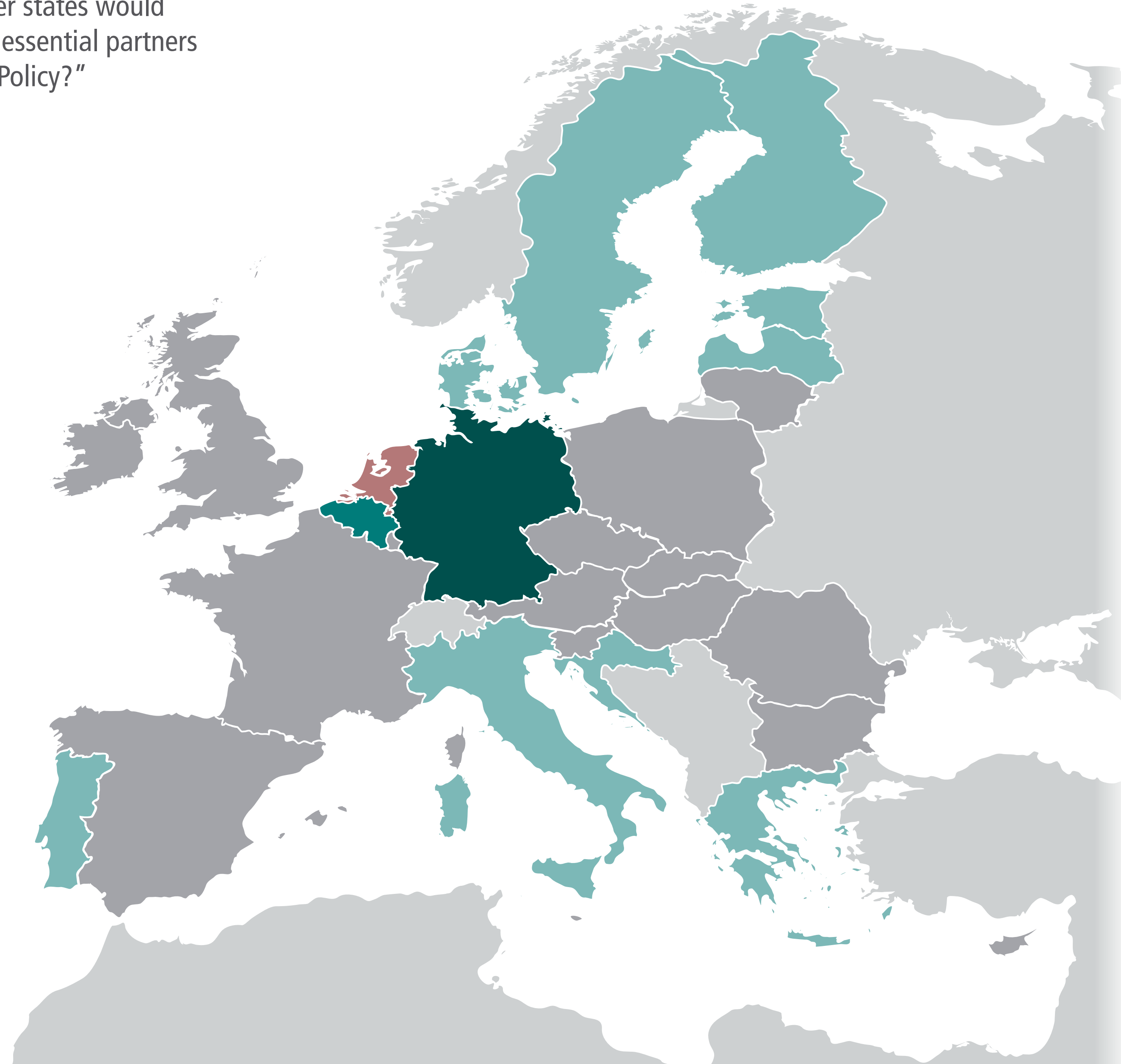
Partners Overview

Foreign and Development Policy

**Security and Defense Policy**

Economic and Social Policy

Fiscal Policy



Of 1662 votes by 285 respondents, Netherlands received 64 (3.9%)

- 5% Big 6
- 5% Founding 6
- 5% Southern 7
- 4% Affluent 7

Share of votes by group

- 12% Germany
- 11% Belgium
- 7% Estonia
- 7% Greece
- 7% Portugal
- 6% Croatia
- 6% Denmark
- 6% Finland
- 5% Italy
- 5% Latvia
- 5% Sweden
- 4% Ireland
- 3% France
- 3% Spain
- 3% UK
- 2% Bulgaria
- 2% Lithuania
- 1% Hungary
- 1% Romania

Share of votes by country

- Top %
- 10+ %
- 5-9 %
- 1-4 %

Rounded results. 0% shares not shown.

# Security and Defense Policy Votes for Netherlands by Netherlands

Q11

“Which other EU member states would your government see as essential partners in Security and Defense Policy?”

- EU
- Big Six ▶
- Founding Six ▶
- Affluent Seven ▶
- Southern Seven ▶
- Visegrád Four ▶

- Austria
- Belgium
- Bulgaria
- Croatia
- Cyprus
- Czech Rep. ▶
- Denmark ▶
- Estonia
- Finland ▶
- France ▶
- Germany ▶
- Greece
- Hungary ▶
- Ireland
- Italy ▶
- Latvia
- Lithuania
- Luxembourg
- Malta
- Netherlands ▶**
- Poland ▶
- Portugal ▶
- Romania
- Slovakia
- Slovenia
- Spain ▶
- Sweden
- UK ▶

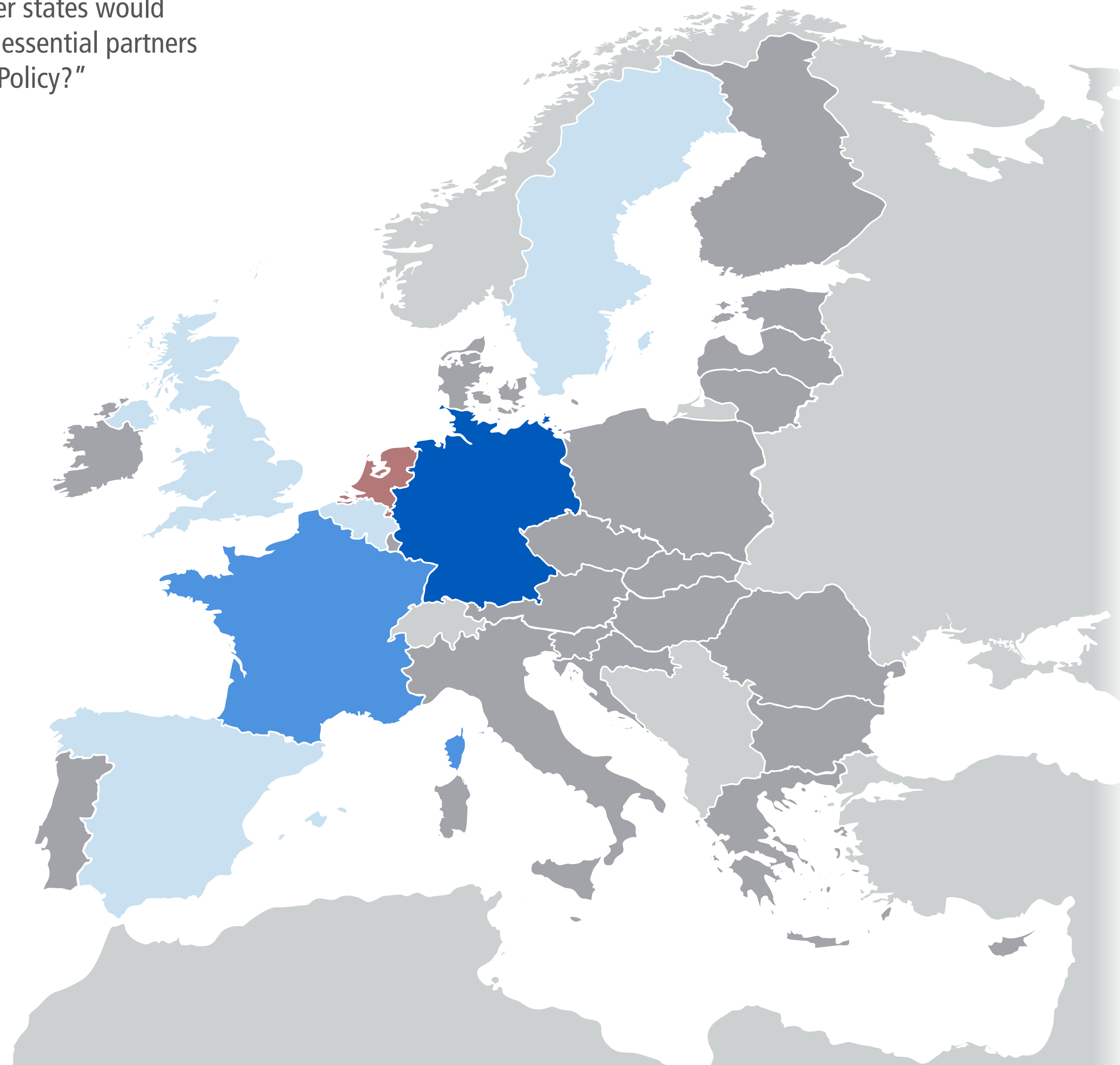
Partners Overview

Foreign and Development Policy

**Security and Defense Policy**

Economic and Social Policy

Fiscal Policy



Of 99 votes by 12 respondents, Germany received the most: 11

Group	Share of votes for group
Big 6	42%
Founding 6	32%
Southern 7	26%
Affluent 7	21%
Visegrád 4	11%

Country	Share of votes for country
Germany	11%
France	10%
UK	8%
Belgium	5%
Spain	5%
Sweden	5%
Italy	4%
Poland	4%
Romania	4%
Austria	3%
Denmark	3%
Estonia	3%
Finland	3%
Latvia	3%
Lithuania	3%
Slovakia	3%
Slovenia	3%
Croatia	2%
Cyprus	2%
Czech Rep.	2%
Greece	2%
Hungary	2%
Ireland	2%
Luxembourg	2%
Malta	2%
Bulgaria	1%
Portugal	1%

Rounded results. 0% shares not shown.

# Security and Defense Policy Votes for Poland by Poland

Q11

“Which other EU member states would your government see as essential partners in Security and Defense Policy?”

- EU
- Big Six ▶
- Founding Six ▶
- Affluent Seven ▶
- Southern Seven ▶
- Visegrád Four ▶

- Austria
- Belgium
- Bulgaria
- Croatia
- Cyprus
- Czech Rep. ▶
- Denmark ▶
- Estonia
- Finland ▶
- France ▶
- Germany ▶
- Greece
- Hungary ▶
- Ireland
- Italy ▶
- Latvia
- Lithuania
- Luxembourg
- Malta
- Netherlands ▶
- Poland ▶**
- Portugal ▶
- Romania
- Slovakia
- Slovenia
- Spain ▶
- Sweden
- UK ▶


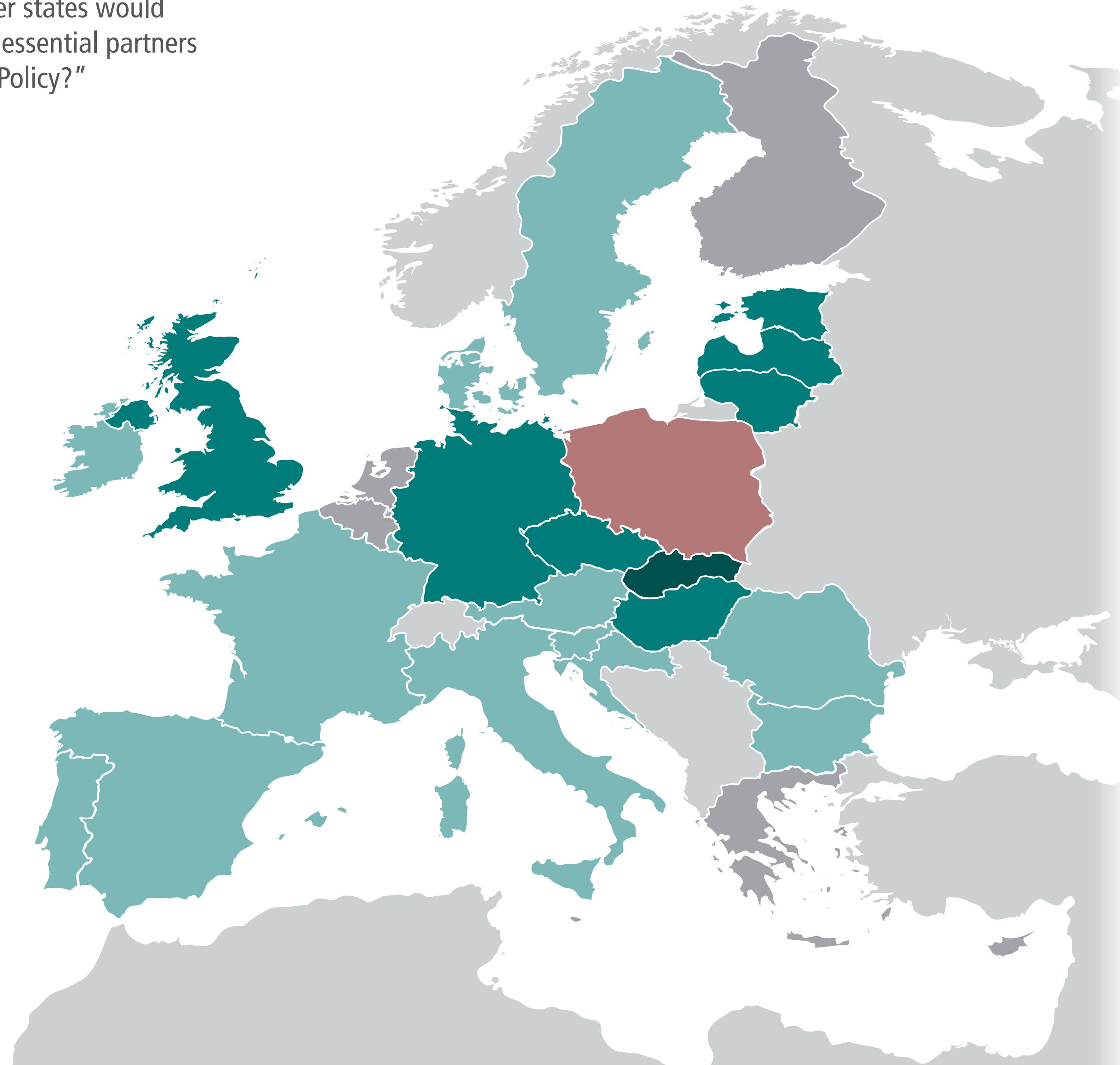
Partners Overview

Foreign and Development Policy

**Security and Defense Policy**

Economic and Social Policy

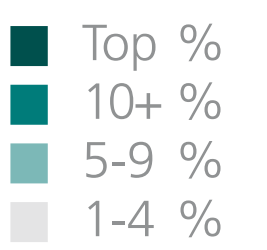
Fiscal Policy



Of 1662 votes by 285 respondents, Poland received 126 (7.6%)

Share of votes by group	Group
9%	Visegrád 4
7%	Founding 6
6%	Affluent 7
6%	Big 6
6%	Southern 7

Share of votes by country	Country
20%	Slovakia
15%	Czech Rep.
14%	Estonia
14%	Lithuania
14%	UK
13%	Hungary
10%	Germany
10%	Latvia
9%	France
9%	Romania
8%	Denmark
8%	Ireland
8%	Slovenia
7%	Austria
6%	Bulgaria
6%	Croatia
6%	Luxembourg
6%	Portugal
6%	Spain
5%	Italy
5%	Sweden
4%	Belgium
4%	Finland
4%	Netherlands



Rounded results. 0% shares not shown.

# Security and Defense Policy Votes for Poland by Poland

Q11

“Which other EU member states would your government see as essential partners in Security and Defense Policy?”

- EU
- Big Six ▶
- Founding Six ▶
- Affluent Seven ▶
- Southern Seven ▶
- Visegrád Four ▶

- Austria
- Belgium
- Bulgaria
- Croatia
- Cyprus
- Czech Rep. ▶
- Denmark ▶
- Estonia
- Finland ▶
- France ▶
- Germany ▶
- Greece
- Hungary ▶
- Ireland
- Italy ▶
- Latvia
- Lithuania
- Luxembourg
- Malta
- Netherlands ▶
- Poland ▶**
- Portugal ▶
- Romania
- Slovakia
- Slovenia
- Spain ▶
- Sweden
- UK ▶

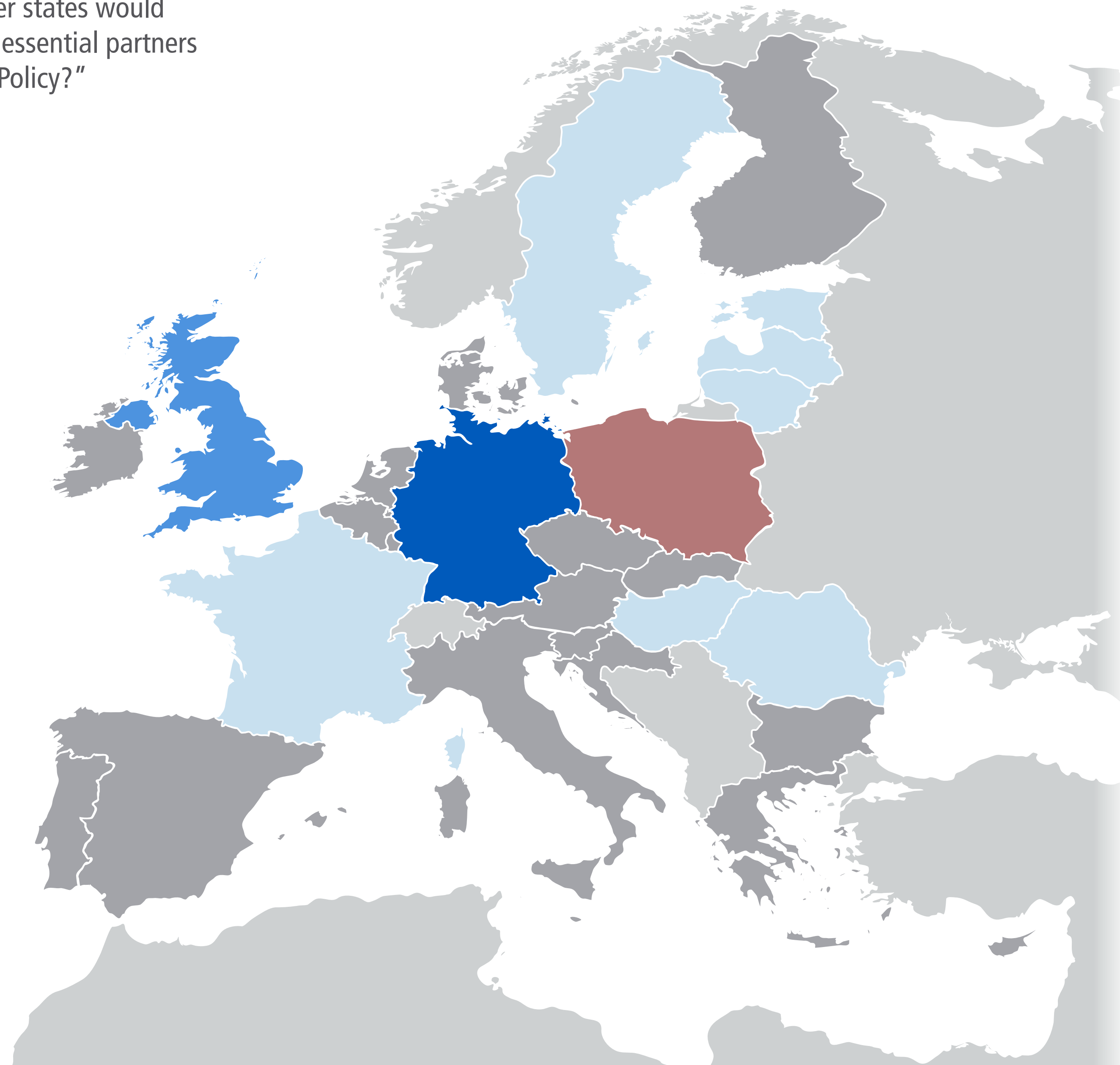
Partners Overview

Foreign and Development Policy

**Security and Defense Policy**

Economic and Social Policy

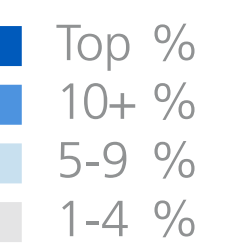
Fiscal Policy



Of 98 votes by 20 respondents, Germany received the most: 17

Share of votes for group	Group
44%	Big 6
30%	Founding 6
15%	Visegrád 4
14%	Affluent 7
13%	Southern 7

Share of votes for country	Country
17%	Germany
13%	UK
9%	France
8%	Sweden
7%	Hungary
7%	Romania
6%	Estonia
6%	Latvia
5%	Lithuania
4%	Czech Rep.
4%	Finland
4%	Slovakia
2%	Bulgaria
2%	Italy
2%	Spain
1%	Belgium
1%	Denmark



Rounded results. 0% shares not shown.

# Security and Defense Policy Votes for Portugal by Portugal

Q11

“Which other EU member states would your government see as essential partners in Security and Defense Policy?”

- EU
- Big Six ▶
- Founding Six ▶
- Affluent Seven ▶
- Southern Seven ▶
- Visegrád Four ▶

- Austria
- Belgium
- Bulgaria
- Croatia
- Cyprus
- Czech Rep. ▶
- Denmark ▶
- Estonia
- Finland ▶
- France ▶
- Germany ▶
- Greece
- Hungary ▶
- Ireland
- Italy ▶
- Latvia
- Lithuania
- Luxembourg
- Malta
- Netherlands ▶
- Poland ▶
- Portugal ▶**
- Romania
- Slovakia
- Slovenia
- Spain ▶
- Sweden
- UK ▶


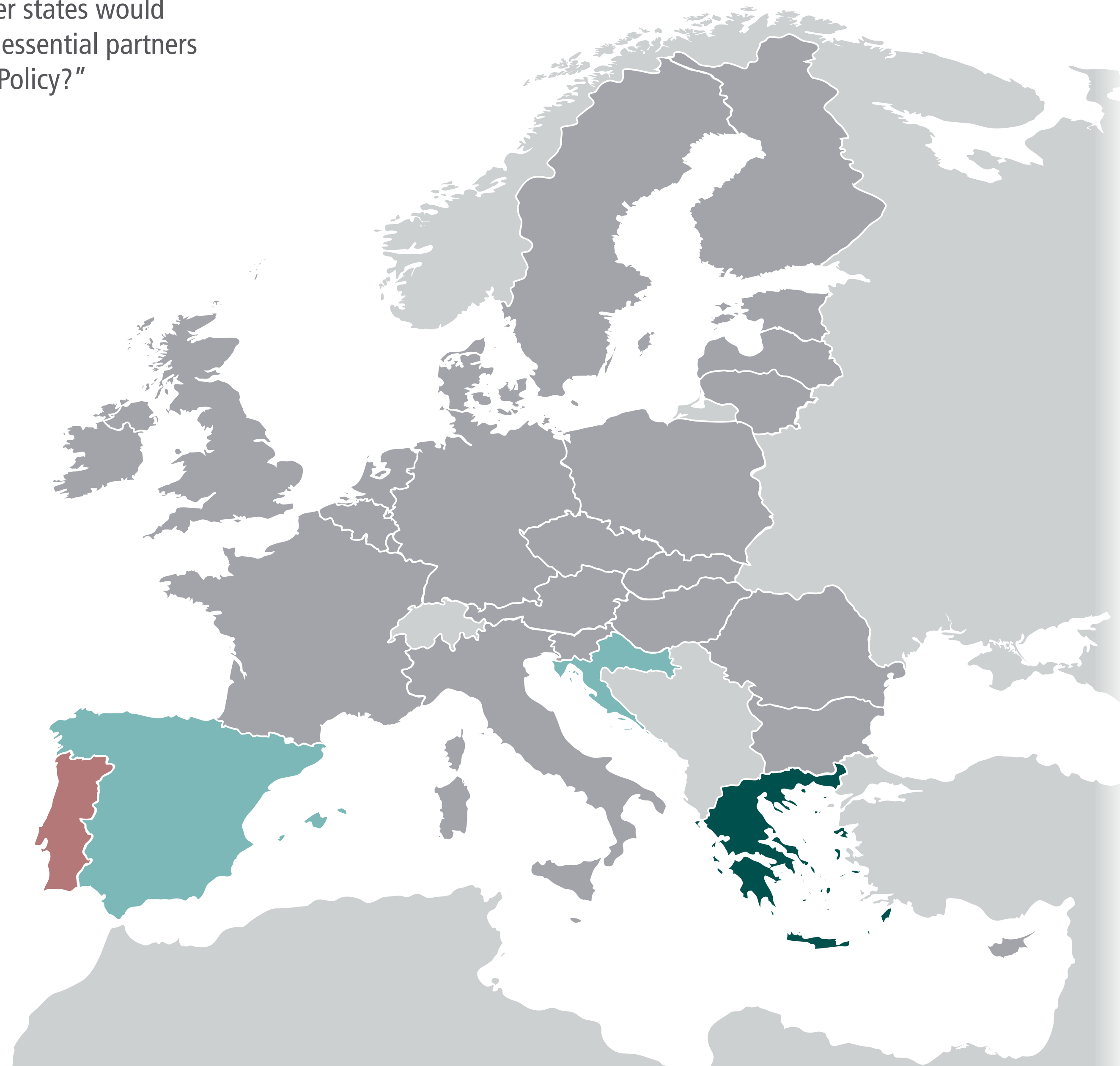
Partners Overview

Foreign and Development Policy

**Security and Defense Policy**

Economic and Social Policy

Fiscal Policy



Of 1662 votes by 285 respondents, Portugal received 26 (1.6%)

3% Southern 7  
2% Big 6  
2% Founding 6  
1% Affluent 7

Share of votes by group

7% Greece  
6% Croatia  
6% Spain  
4% Belgium  
3% France  
3% Latvia  
3% Sweden  
2% Bulgaria  
1% Hungary  
1% Italy  
1% Netherlands  
1% Romania

Share of votes by country

■ Top %  
■ 10+ %  
■ 5-9 %  
■ 1-4 %

Rounded results. 0% shares not shown.

# Security and Defense Policy Votes for Portugal by Portugal

Q11

“Which other EU member states would your government see as essential partners in Security and Defense Policy?”

- EU
- Big Six ▶
- Founding Six ▶
- Affluent Seven ▶
- Southern Seven ▶
- Visegrád Four ▶

- Austria
- Belgium
- Bulgaria
- Croatia
- Cyprus
- Czech Rep. ▶
- Denmark ▶
- Estonia
- Finland ▶
- France ▶
- Germany ▶
- Greece
- Hungary ▶
- Ireland
- Italy ▶
- Latvia
- Lithuania
- Luxembourg
- Malta
- Netherlands ▶
- Poland ▶
- Portugal ▶**
- Romania
- Slovakia
- Slovenia
- Spain ▶
- Sweden
- UK ▶

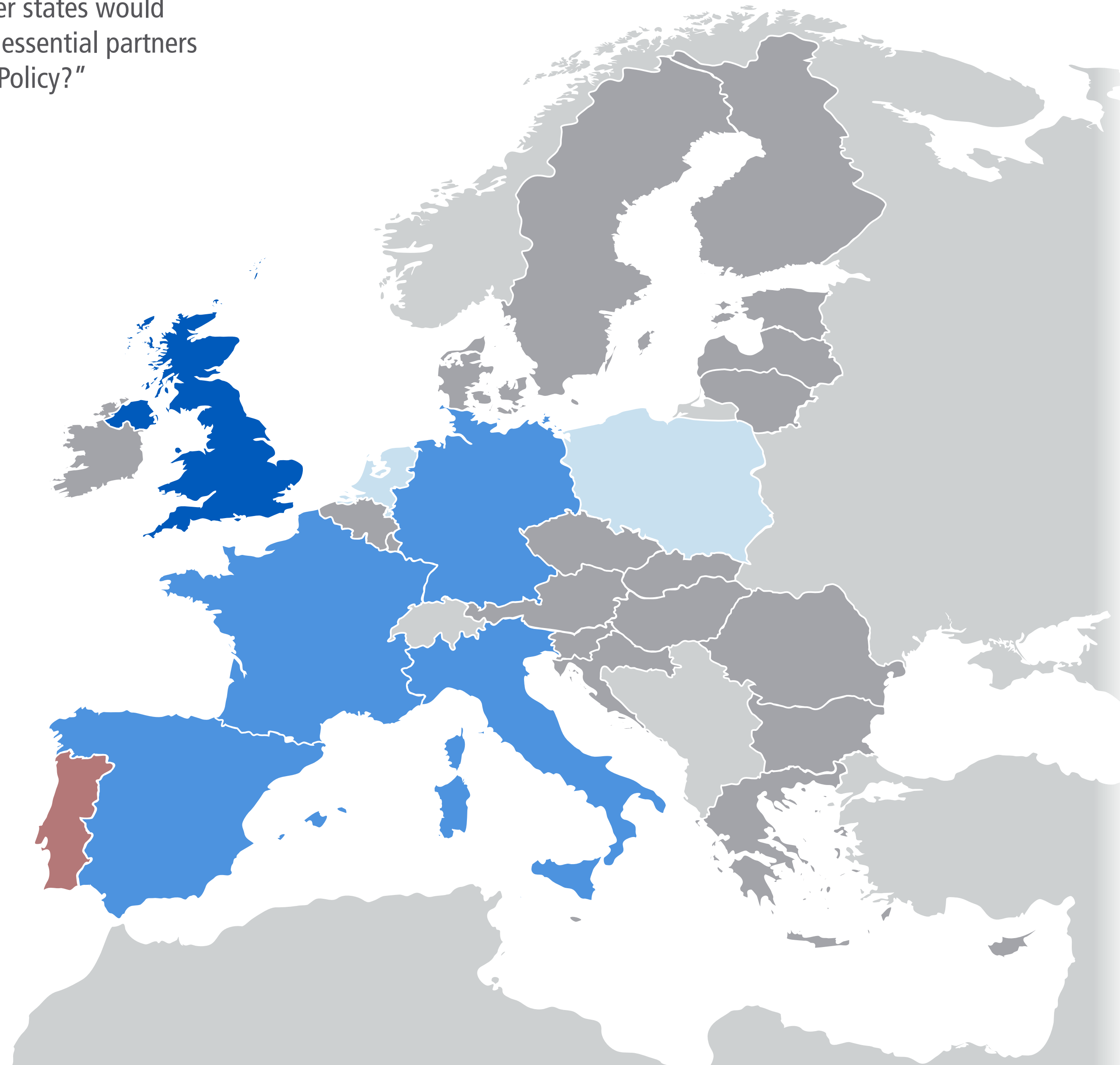
Partners Overview

Foreign and Development Policy

**Security and Defense Policy**

Economic and Social Policy

Fiscal Policy



Of 83 votes by 14 respondents, UK received the most: 12

67%	Big 6	Share of votes for group
47%	Founding 6	
41%	Southern 7	
19%	Affluent 7	
6%	Visegrád 4	

14%	UK	Share of votes for country
13%	France	
12%	Germany	
12%	Italy	
10%	Spain	
7%	Netherlands	
6%	Poland	
4%	Greece	
2%	Austria	
2%	Belgium	
2%	Denmark	
2%	Estonia	
2%	Finland	
2%	Latvia	
2%	Lithuania	
2%	Sweden	
1%	Cyprus	
1%	Malta	

- Top %
- 10+ %
- 5-9 %
- 1-4 %

Rounded results. 0% shares not shown.

# Security and Defense Policy Votes for Romania

Q11

“Which other EU member states would your government see as essential partners in Security and Defense Policy?”

- EU
- Big Six ▶
- Founding Six ▶
- Affluent Seven ▶
- Southern Seven ▶
- Visegrád Four ▶

- Austria
- Belgium
- Bulgaria
- Croatia
- Cyprus
- Czech Rep. ▶
- Denmark ▶
- Estonia
- Finland ▶
- France ▶
- Germany ▶
- Greece
- Hungary ▶
- Ireland
- Italy ▶
- Latvia
- Lithuania
- Luxembourg
- Malta
- Netherlands ▶
- Poland ▶
- Portugal ▶
- Romania**
- Slovakia
- Slovenia
- Spain ▶
- Sweden
- UK ▶

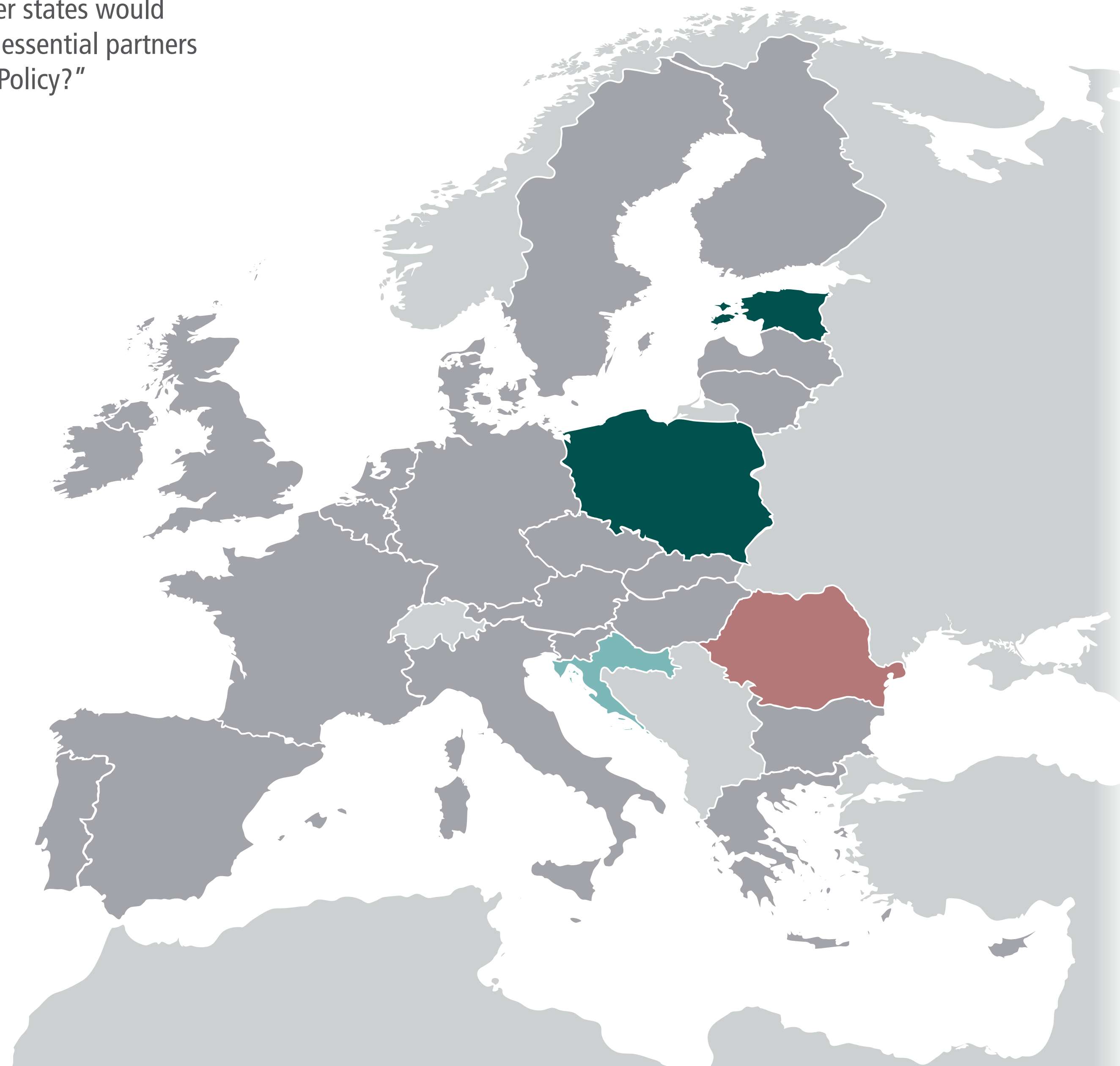
Partners Overview

Foreign and Development Policy

**Security and Defense Policy**

Economic and Social Policy

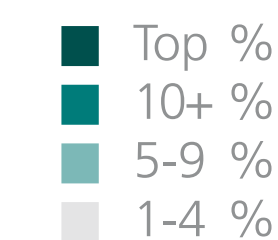
Fiscal Policy



Of 1662 votes by 285 respondents, Romania received 30 (1.8%)

Share of votes by group	
4%	Visegrád 4
2%	Big 6
2%	Founding 6
1%	Affluent 7
1%	Southern 7

Share of votes by country	
7%	Estonia
7%	Poland
6%	Croatia
4%	Bulgaria
4%	Netherlands
3%	Hungary
3%	Italy
2%	Belgium
2%	Czech Rep.
2%	Germany
2%	Lithuania
1%	Spain



Rounded results. 0% shares not shown.



# Security and Defense Policy Votes for Slovakia

Q11

“Which other EU member states would your government see as essential partners in Security and Defense Policy?”

- EU
- Big Six ▶
- Founding Six ▶
- Affluent Seven ▶
- Southern Seven ▶
- Visegrád Four ▶

- Austria
- Belgium
- Bulgaria
- Croatia
- Cyprus
- Czech Rep. ▶
- Denmark ▶
- Estonia
- Finland ▶
- France ▶
- Germany ▶
- Greece
- Hungary ▶
- Ireland
- Italy ▶
- Latvia
- Lithuania
- Luxembourg
- Malta
- Netherlands ▶
- Poland ▶
- Portugal ▶
- Romania
- Slovakia**
- Slovenia
- Spain ▶
- Sweden
- UK ▶


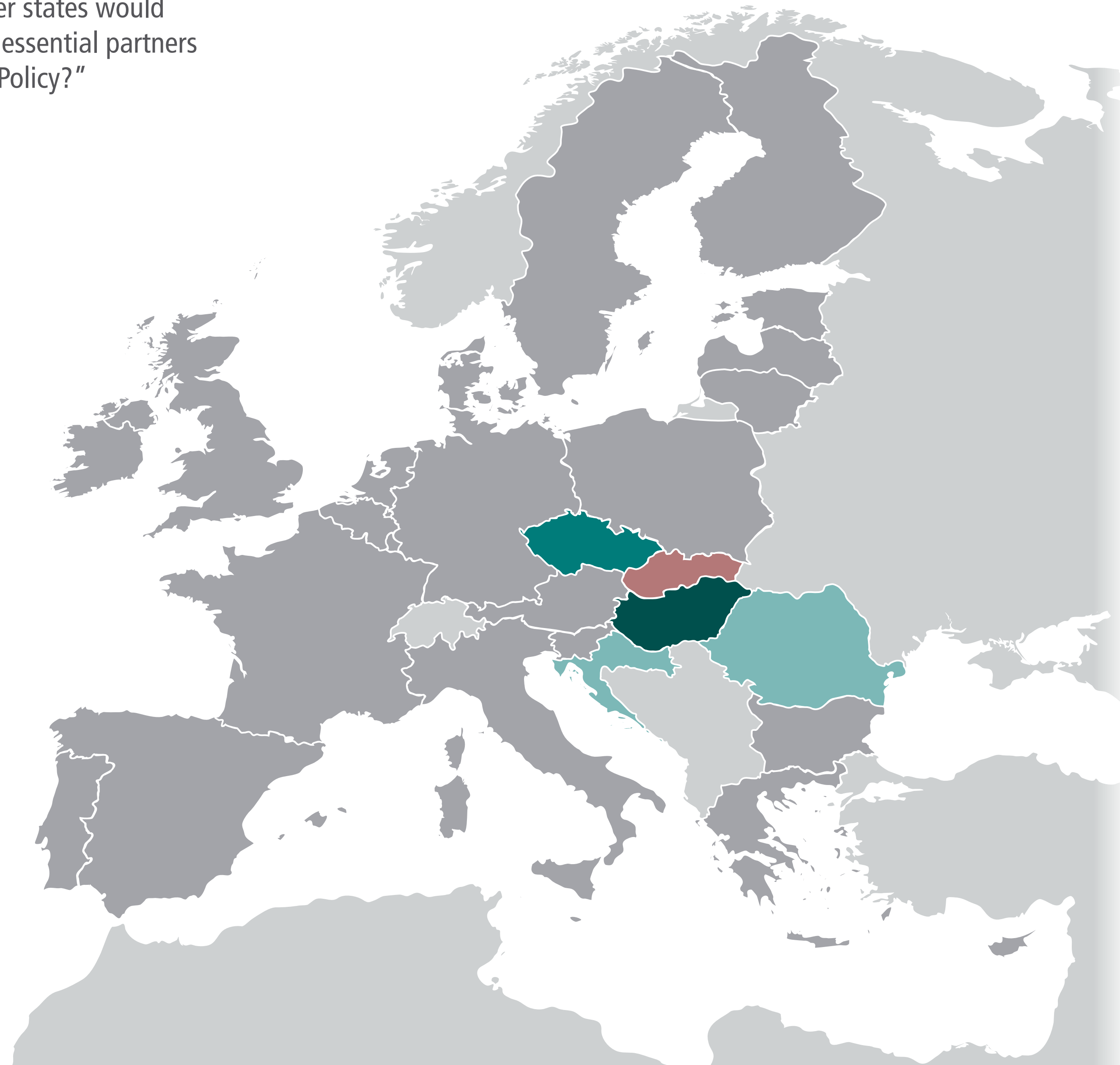
Partners Overview

Foreign and Development Policy

**Security and Defense Policy**

Economic and Social Policy

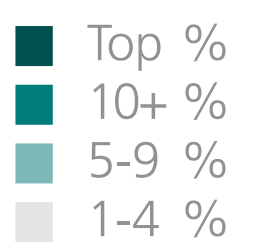
Fiscal Policy



Of 1662 votes by 285 respondents, Slovakia received 44 (2.6%)

9%	Visegrád 4	Share of votes by group
1%	Affluent 7	
1%	Big 6	
1%	Founding 6	
1%	Southern 7	

12%	Hungary	Share of votes by country
11%	Czech Rep.	
6%	Croatia	
6%	Romania	
4%	Austria	
4%	Ireland	
4%	Poland	
3%	Netherlands	
3%	Slovenia	
2%	Bulgaria	
2%	Spain	
1%	France	
1%	Italy	



Rounded results. 0% shares not shown.

# Security and Defense Policy Votes for Slovenia

Q11

“Which other EU member states would your government see as essential partners in Security and Defense Policy?”

- EU
- Big Six ▶
- Founding Six ▶
- Affluent Seven ▶
- Southern Seven ▶
- Visegrád Four ▶

- Austria
- Belgium
- Bulgaria
- Croatia
- Cyprus
- Czech Rep. ▶
- Denmark ▶
- Estonia
- Finland ▶
- France ▶
- Germany ▶
- Greece
- Hungary ▶
- Ireland
- Italy ▶
- Latvia
- Lithuania
- Luxembourg
- Malta
- Netherlands ▶
- Poland ▶
- Portugal ▶
- Romania
- Slovakia
- Slovenia**
- Spain ▶
- Sweden
- UK ▶

Partners Overview

Foreign and Development Policy

**Security and Defense Policy**

Economic and Social Policy

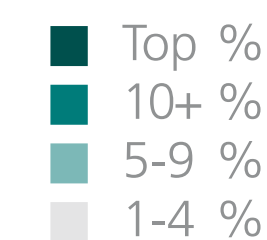
Fiscal Policy



Of 1662 votes by 285 respondents, Slovenia received 19 (1.1%)

Share of votes by group	
2%	Visegrád 4
1%	Affluent 7
1%	Big 6
1%	Founding 6
1%	Southern 7

Share of votes by country	
6%	Croatia
5%	Hungary
3%	Latvia
3%	Netherlands
3%	Romania
2%	Bulgaria
1%	Italy
1%	Spain



Rounded results. 0% shares not shown.

# Security and Defense Policy Votes for Spain by Spain

Q11

“Which other EU member states would your government see as essential partners in Security and Defense Policy?”

- EU
- Big Six ▶
- Founding Six ▶
- Affluent Seven ▶
- Southern Seven ▶
- Visegrád Four ▶

- Austria
- Belgium
- Bulgaria
- Croatia
- Cyprus
- Czech Rep. ▶
- Denmark ▶
- Estonia
- Finland ▶
- France ▶
- Germany ▶
- Greece
- Hungary ▶
- Ireland
- Italy ▶
- Latvia
- Lithuania
- Luxembourg
- Malta
- Netherlands ▶
- Poland ▶
- Portugal ▶
- Romania
- Slovakia
- Slovenia
- Spain ▶**
- Sweden
- UK ▶


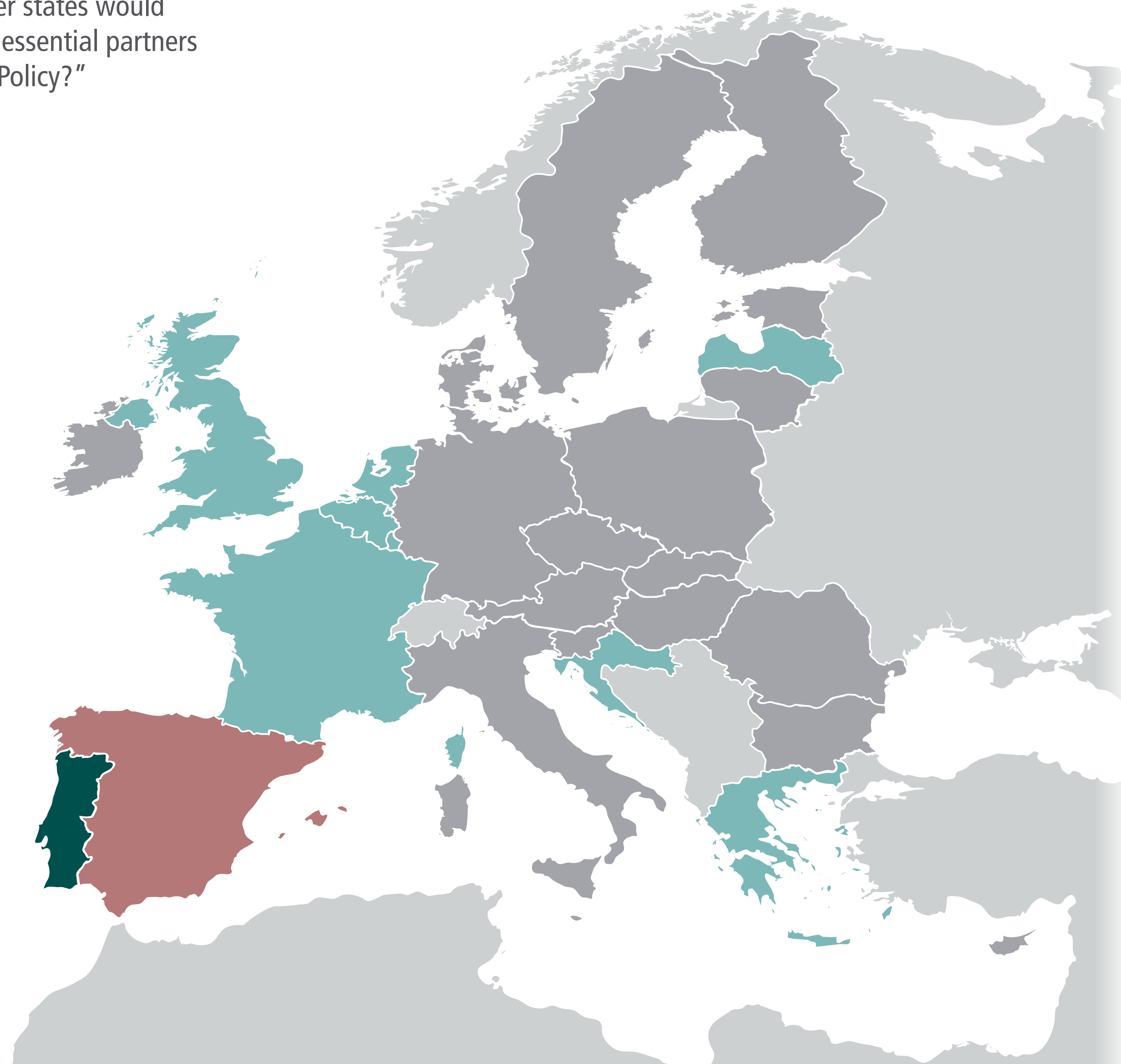
Partners Overview

Foreign and Development Policy

**Security and Defense Policy**

Economic and Social Policy

Fiscal Policy



Of 1662 votes by 285 respondents, Spain received 54 (3.2%)

- 5% Founding 6
- 5% Southern 7
- 4% Big 6
- 3% Affluent 7
- 1% Visegrád 4

Share of votes by group

- 10% Portugal
- 8% France
- 7% Greece
- 7% UK
- 6% Belgium
- 6% Croatia
- 6% Luxembourg
- 5% Latvia
- 5% Netherlands
- 4% Germany
- 4% Ireland
- 4% Italy
- 3% Romania
- 3% Slovenia
- 3% Sweden
- 2% Bulgaria
- 2% Finland
- 2% Poland
- 1% Denmark
- 1% Hungary

Share of votes by country

- Top %
- 10+ %
- 5-9 %
- 1-4 %

Rounded results. 0% shares not shown.

# Security and Defense Policy Votes for Spain by Spain

Q11

“Which other EU member states would your government see as essential partners in Security and Defense Policy?”

- EU
- Big Six ▶
- Founding Six ▶
- Affluent Seven ▶
- Southern Seven ▶
- Visegrád Four ▶

- Austria
- Belgium
- Bulgaria
- Croatia
- Cyprus
- Czech Rep. ▶
- Denmark ▶
- Estonia
- Finland ▶
- France ▶
- Germany ▶
- Greece
- Hungary ▶
- Ireland
- Italy ▶
- Latvia
- Lithuania
- Luxembourg
- Malta
- Netherlands ▶
- Poland ▶
- Portugal ▶
- Romania
- Slovakia
- Slovenia
- Spain ▶**
- Sweden
- UK ▶


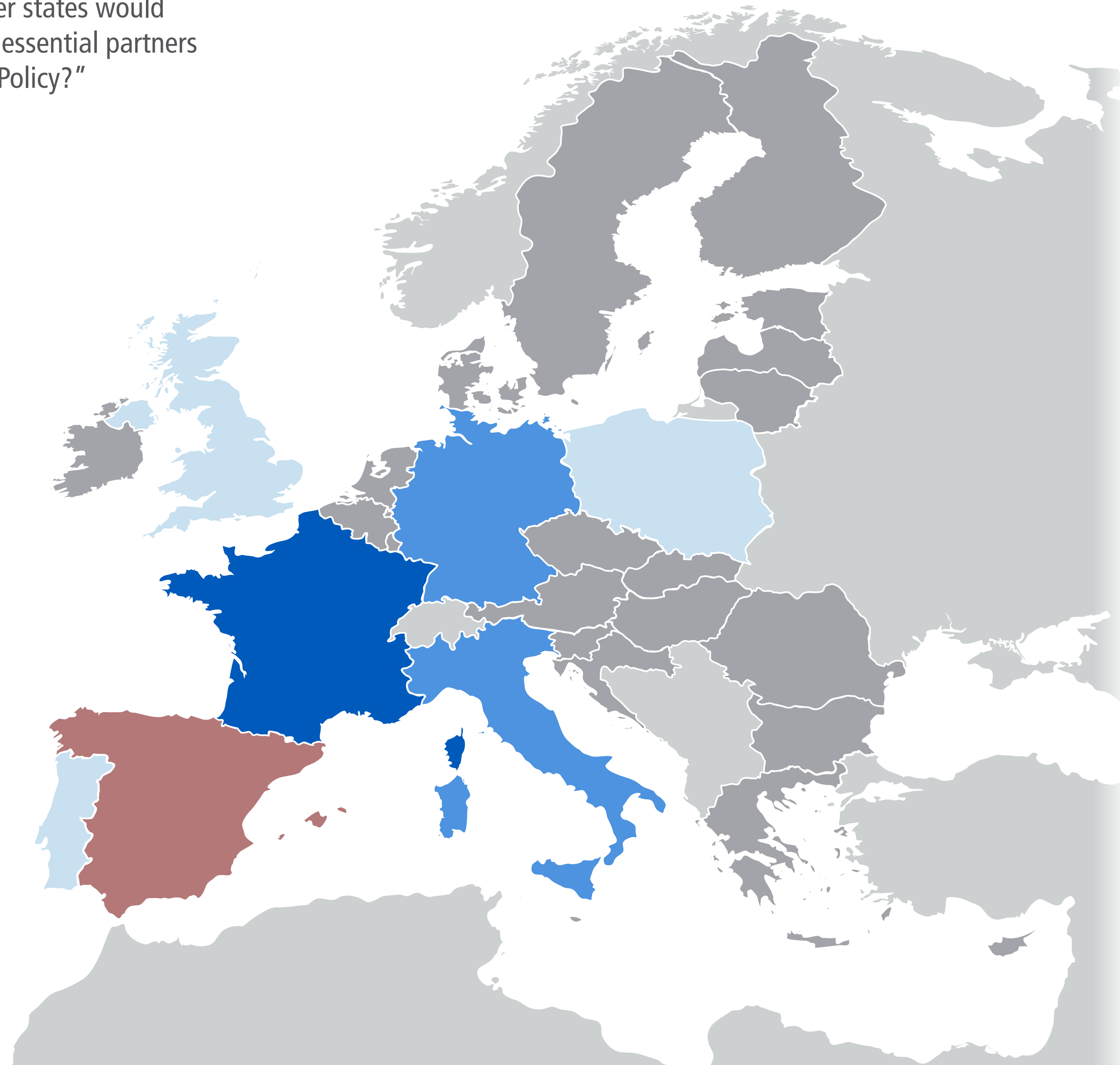
Partners Overview

Foreign and Development Policy

**Security and Defense Policy**

Economic and Social Policy

Fiscal Policy



Of 172 votes by 23 respondents, France received the most: 22

Group	Share of votes for group
Big 6	48%
Founding 6	43%
Southern 7	36%
Affluent 7	19%
Visegrád 4	11%

Country	Share of votes for country
France	22%
Germany	13%
Italy	12%
UK	10%
Poland	8%
Portugal	6%
Austria	6%
Belgium	6%
Finland	6%
Greece	6%
Netherlands	6%
Sweden	6%
Croatia	3%
Czech Rep.	3%
Denmark	3%
Estonia	3%
Hungary	3%
Ireland	3%
Latvia	3%
Lithuania	3%
Luxembourg	3%
Malta	3%
Slovakia	3%
Slovenia	3%
Bulgaria	2%
Cyprus	2%
Romania	2%
Slovenia	2%

Rounded results. 0% shares not shown.

# Security and Defense Policy Votes for Sweden

Q11

“Which other EU member states would your government see as essential partners in Security and Defense Policy?”

- EU
- Big Six ▶
- Founding Six ▶
- Affluent Seven ▶
- Southern Seven ▶
- Visegrád Four ▶

- Austria
- Belgium
- Bulgaria
- Croatia
- Cyprus
- Czech Rep. ▶
- Denmark ▶
- Estonia
- Finland ▶
- France ▶
- Germany ▶
- Greece
- Hungary ▶
- Ireland
- Italy ▶
- Latvia
- Lithuania
- Luxembourg
- Malta
- Netherlands ▶
- Poland ▶
- Portugal ▶
- Romania
- Slovakia
- Slovenia
- Spain ▶
- Sweden**
- UK ▶


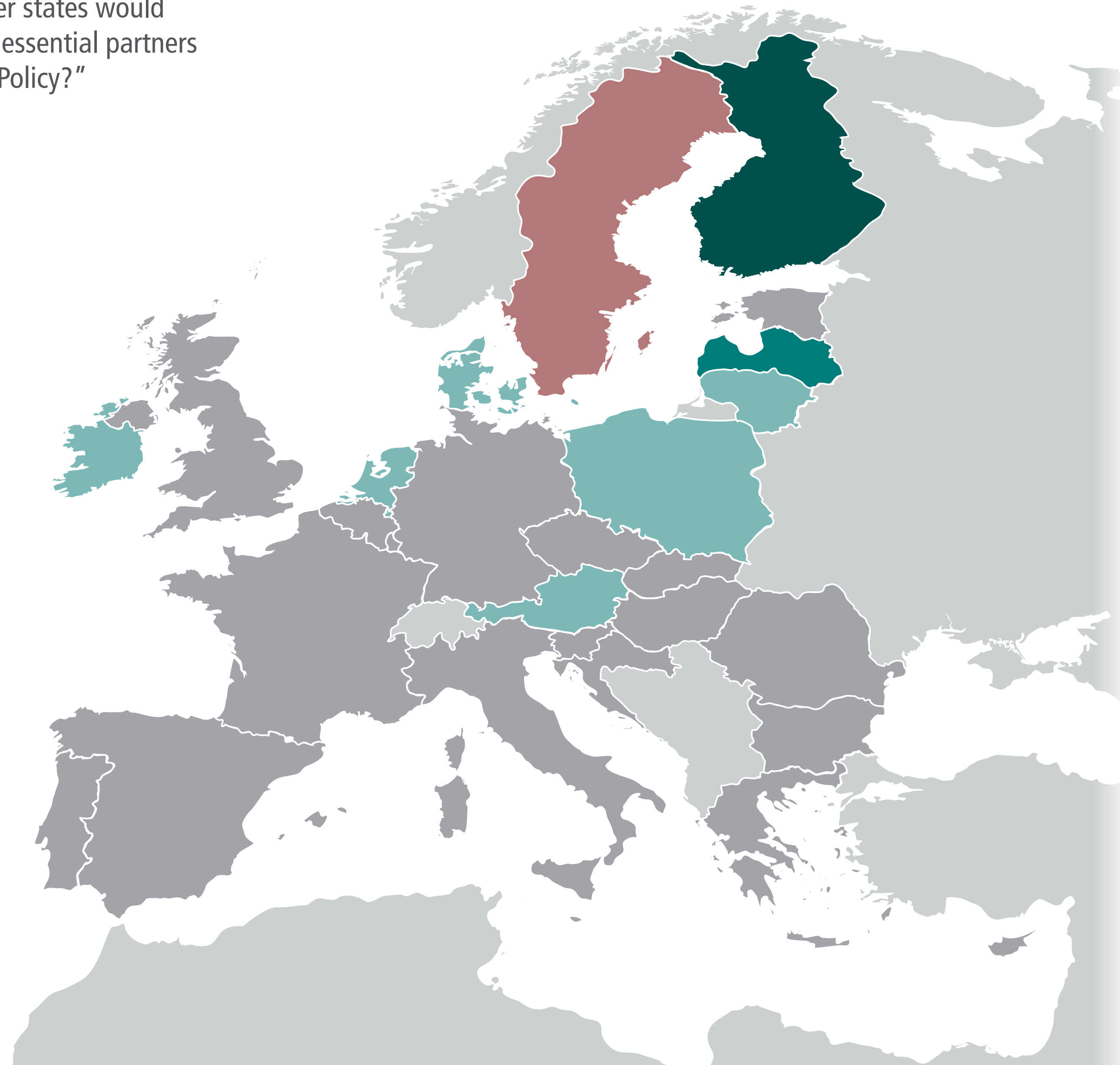
Partners Overview

Foreign and Development Policy

**Security and Defense Policy**

Economic and Social Policy

Fiscal Policy



Of 1662 votes by 285 respondents, Sweden received 69 (4.2%)

- 6% Affluent 7
- 4% Big 6
- 4% Founding 6
- 4% Visegrád 4
- 3% Southern 7

Share of votes by group

- 17% Finland
- 10% Latvia
- 8% Ireland
- 8% Lithuania
- 8% Poland
- 7% Austria
- 7% Denmark
- 5% Netherlands
- 4% France
- 4% Germany
- 3% Italy
- 3% Spain
- 3% UK
- 2% Belgium
- 2% Bulgaria
- 2% Czech Rep.
- 2% Hungary
- 2% Portugal
- 1% Romania

Share of votes by country

- Top %
- 10+ %
- 5-9 %
- 1-4 %

Rounded results. 0% shares not shown.

# Security and Defense Policy Votes for UK by UK


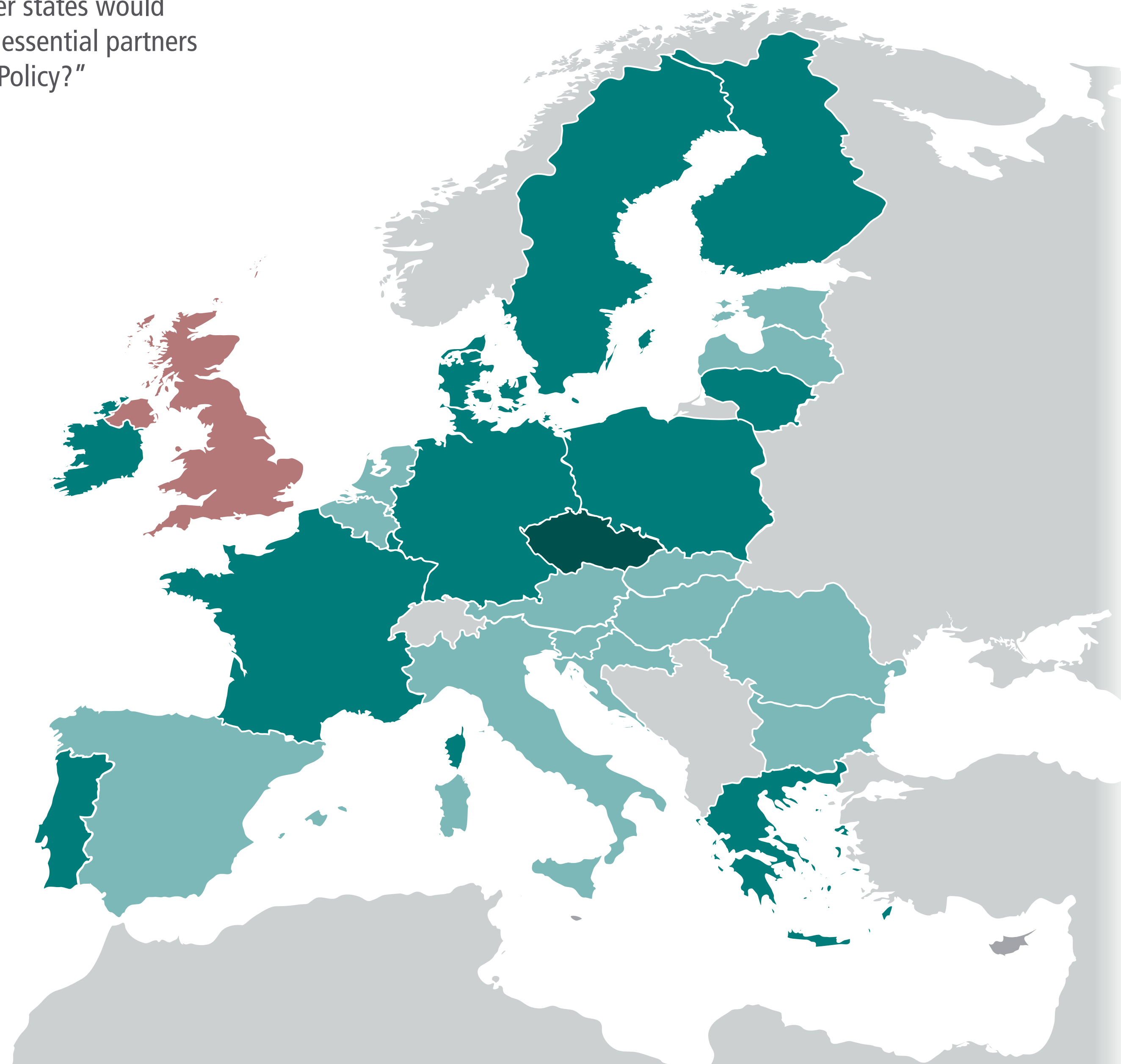
Q11

“Which other EU member states would your government see as essential partners in Security and Defense Policy?”

- EU
- Big Six ▶
- Founding Six ▶
- Affluent Seven ▶
- Southern Seven ▶
- Visegrád Four ▶

- Austria
- Belgium
- Bulgaria
- Croatia
- Cyprus
- Czech Rep. ▶
- Denmark ▶
- Estonia
- Finland ▶
- France ▶
- Germany ▶
- Greece
- Hungary ▶
- Ireland
- Italy ▶
- Latvia
- Lithuania
- Luxembourg
- Malta
- Netherlands ▶
- Poland ▶
- Portugal ▶
- Romania
- Slovakia
- Slovenia
- Spain ▶
- Sweden
- UK ▶**

- Partners Overview
- Foreign and Development Policy
- Security and Defense Policy**
- Economic and Social Policy
- Fiscal Policy



Of 1662 votes by 285 respondents, UK received 165 (9.9%)

Share of votes by group
11% Founding 6
11% Southern 7
10% Affluent 7
10% Big 6
10% Visegrád 4

Share of votes by country
17% Czech Rep.
15% France
14% Greece
14% Lithuania
14% Portugal
13% Denmark
13% Poland
12% Germany
12% Ireland
12% Luxembourg
11% Sweden
10% Finland
9% Belgium
8% Bulgaria
8% Italy
8% Latvia
8% Netherlands
8% Slovenia
8% Spain
7% Austria
7% Estonia
7% Slovakia
6% Croatia
6% Romania
5% Hungary

- Top %
- 10+ %
- 5-9 %
- 1-4 %

Rounded results. 0% shares not shown.

# Security and Defense Policy Votes for UK by UK

Q11

“Which other EU member states would your government see as essential partners in Security and Defense Policy?”

- EU
- Big Six ▶
- Founding Six ▶
- Affluent Seven ▶
- Southern Seven ▶
- Visegrád Four ▶

- Austria
- Belgium
- Bulgaria
- Croatia
- Cyprus
- Czech Rep. ▶
- Denmark ▶
- Estonia
- Finland ▶
- France ▶
- Germany ▶
- Greece
- Hungary ▶
- Ireland
- Italy ▶
- Latvia
- Lithuania
- Luxembourg
- Malta
- Netherlands ▶
- Poland ▶
- Portugal ▶
- Romania
- Slovakia
- Slovenia
- Spain ▶
- Sweden
- UK ▶**

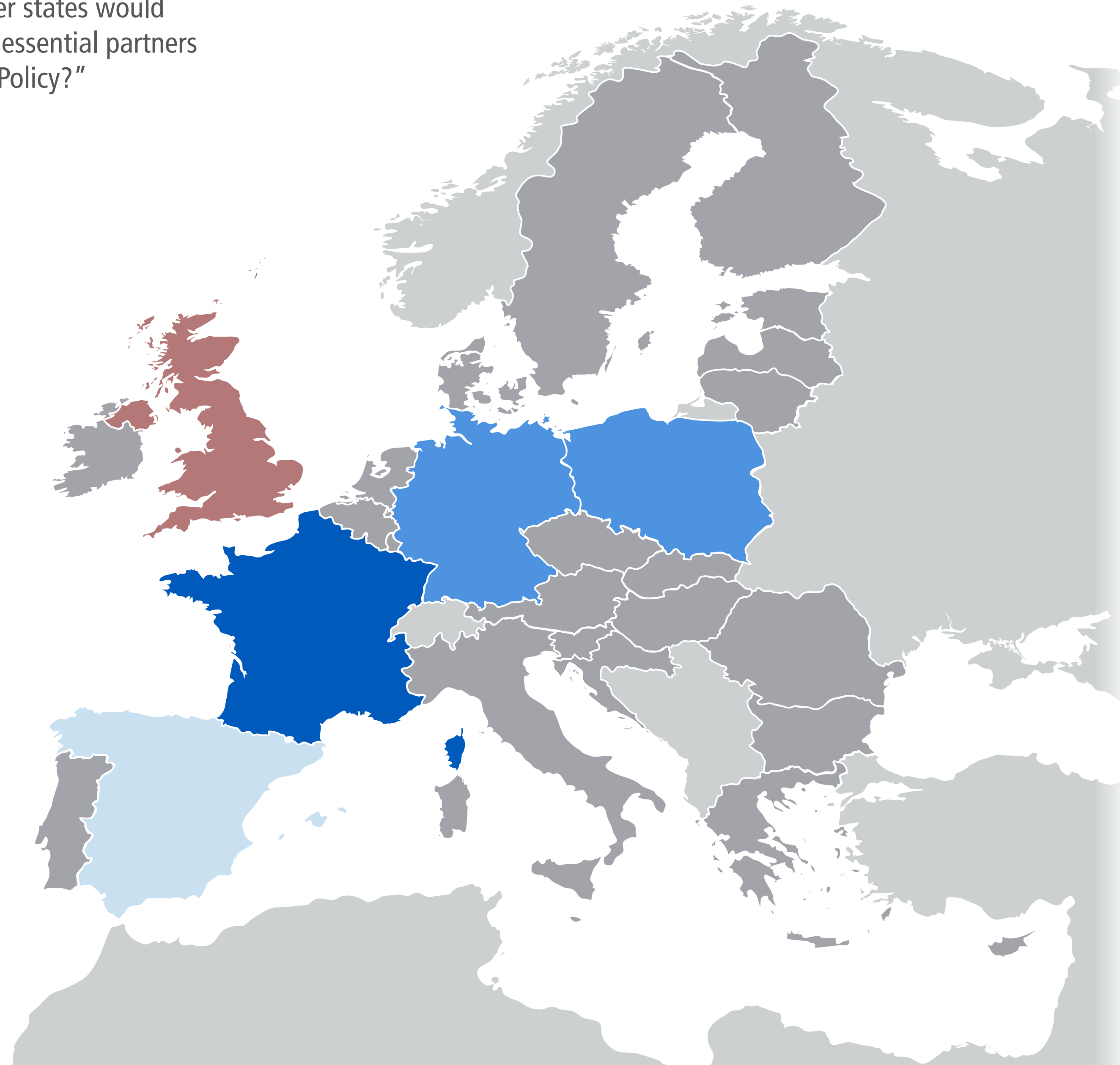
Partners Overview

Foreign and Development Policy

**Security and Defense Policy**

Economic and Social Policy

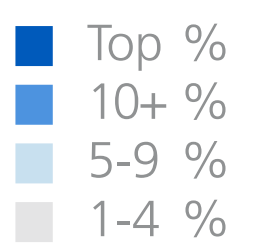
Fiscal Policy



Of 29 votes by 10 respondents, France received the most: 9

Share of votes for group	Group
83%	Big 6
66%	Founding 6
41%	Southern 7
14%	Visegrád 4
10%	Affluent 7

Share of votes for country	Country
31%	France
28%	Germany
14%	Poland
7%	Spain
3%	Denmark
3%	Ireland
3%	Italy
3%	Netherlands
3%	Sweden



Rounded results. 0% shares not shown.



UK



Design

Findings

Chapters

Preferences

Influence

**Partners**

Policies

ecfr.eu/eucoalitionexplorer

# Economic and Social Policy Votes total EU


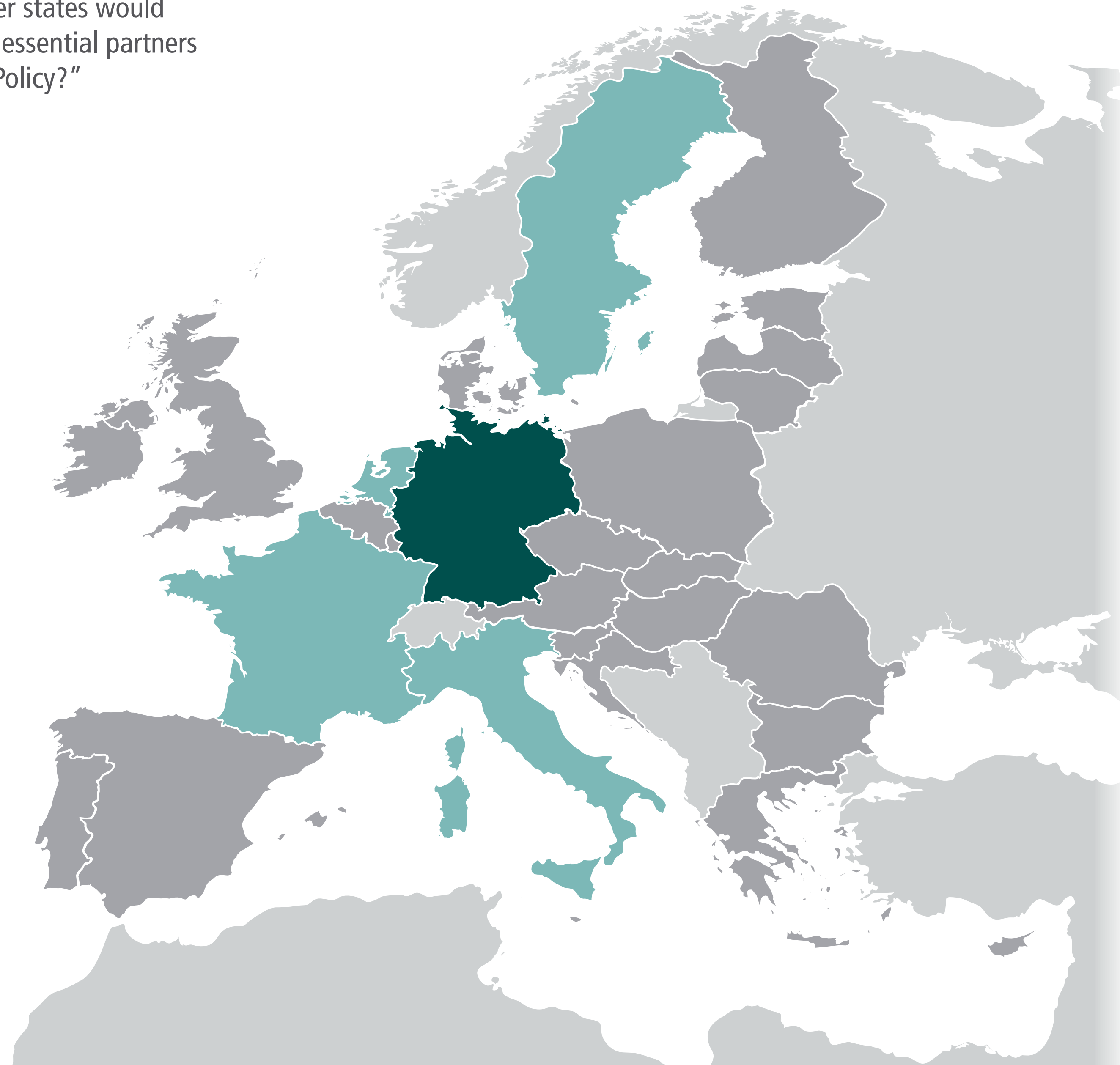
## Q12

“Which other EU member states would your government see as essential partners in Economic and Social Policy?”

EU	Affluent Seven ▶
Big Six ▶	Southern Seven ▶
Founding Six ▶	Visegrád Four ▶
Austria	Italy ▶
Belgium	Latvia
Bulgaria	Lithuania
Croatia	Luxembourg
Cyprus	Malta
Czech Rep. ▶	Netherlands ▶
Denmark ▶	Poland ▶
Estonia	Portugal ▶
Finland ▶	Romania
France ▶	Slovakia
Germany ▶	Slovenia
Greece	Spain ▶
Hungary ▶	Sweden
Ireland	UK ▶

### Partners Overview

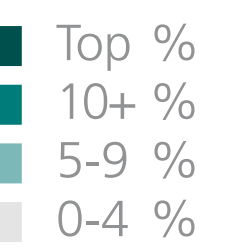
- Foreign and Development Policy
- Security and Defense Policy
- Economic and Social Policy**
- Fiscal Policy



Of 1567 votes by 279 respondents, Germany received the most: 204

41.2%	Founding 6	Share of votes for group
39.0%	Big 6	
31.1%	Affluent 7	
25.3%	Southern 7	
10.4%	Visegrád 4	

13.0%	Germany	Share of votes for country
9.0%	France	
6.6%	Netherlands	
5.9%	Sweden	
5.1%	Italy	
4.2%	Belgium	
4.2%	UK	
4.1%	Finland	
3.9%	Austria	
3.9%	Spain	
3.8%	Poland	
3.3%	Luxembourg	
3.1%	Denmark	
2.8%	Slovakia	
2.6%	Ireland	
2.5%	Greece	
2.4%	Estonia	
2.2%	Portugal	
2.1%	Czech Rep.	
2.1%	Latvia	
1.9%	Lithuania	
1.7%	Croatia	
1.7%	Hungary	
1.7%	Slovenia	
1.5%	Romania	
1.3%	Cyprus	
1.2%	Malta	
1.1%	Bulgaria	





# Economic and Social Policy Votes for Big Six by Big Six

## Q12

“Which other EU member states would your government see as essential partners in Economic and Social Policy?”

- EU
  - Big Six**
  - Founding Six
- Affluent Seven
  - Southern Seven
  - Visegrád Four

- Austria
- Belgium
- Bulgaria
- Croatia
- Cyprus
- Czech Rep.
- Denmark
- Estonia
- Finland
- France
- Germany
- Greece
- Hungary
- Ireland
- Italy
- Latvia
- Lithuania
- Luxembourg
- Malta
- Netherlands
- Poland
- Portugal
- Romania
- Slovakia
- Slovenia
- Spain
- Sweden
- UK


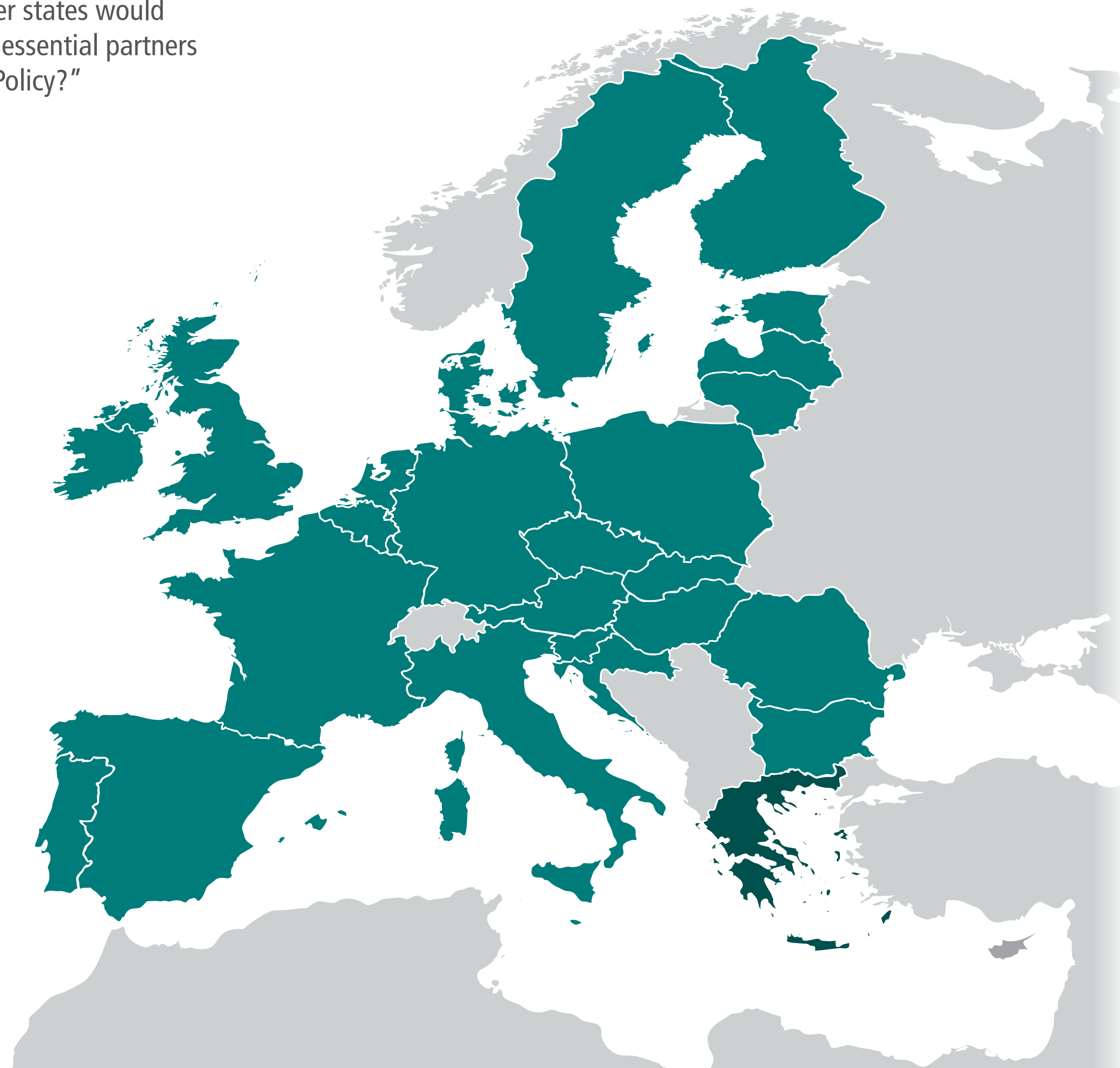
Partners Overview

Foreign and Development Policy

Security and Defense Policy

**Economic and Social Policy**

Fiscal Policy



Of 1567 votes by 279 respondents, Big 6 received 611 (39%)

Share of votes by group
44%
43%
42%
40%
35%

Share of votes by country
64%
60%
56%
55%
50%
50%
50%
45%
44%
44%
43%
43%
40%
40%
39%
37%
36%
36%
33%
32%
32%
31%
30%
30%
29%
29%
22%

Rounded results. 0% shares not shown.

# Economic and Social Policy Votes for Big Six by Big Six

## Q12

“Which other EU member states would your government see as essential partners in Economic and Social Policy?”

- EU
- Big Six ▶**
- Founding Six ▶
- Affluent Seven ▶
- Southern Seven ▶
- Visegrád Four ▶

- Austria ▶
- Belgium ▶
- Bulgaria ▶
- Croatia ▶
- Cyprus ▶
- Czech Rep. ▶
- Denmark ▶
- Estonia ▶
- Finland ▶
- France ▶
- Germany ▶
- Greece ▶
- Hungary ▶
- Ireland ▶
- Italy ▶
- Latvia ▶
- Lithuania ▶
- Luxembourg ▶
- Malta ▶
- Netherlands ▶
- Poland ▶
- Portugal ▶
- Romania ▶
- Slovakia ▶
- Slovenia ▶
- Spain ▶
- Sweden ▶
- UK ▶


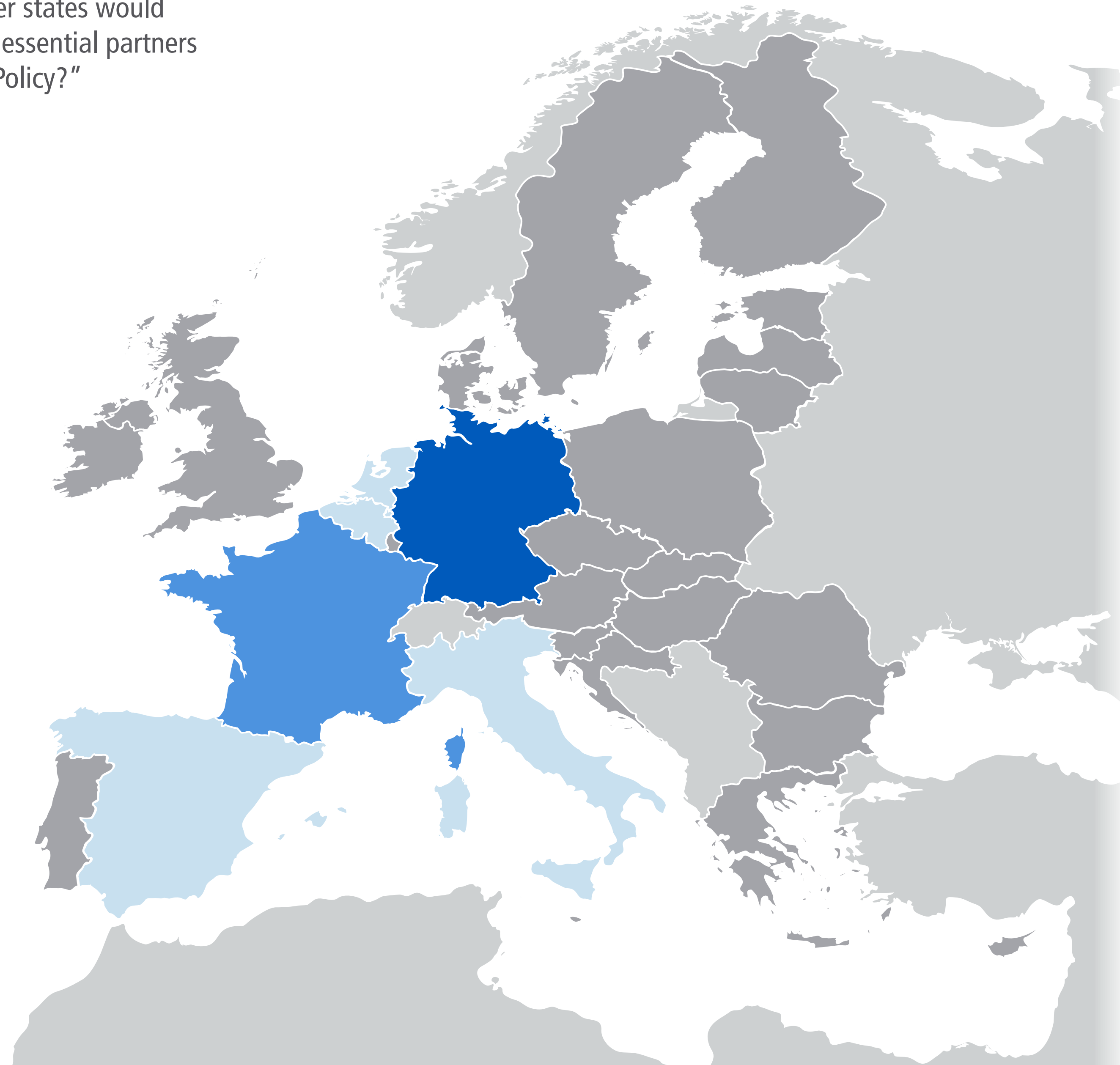
Partners Overview

Foreign and Development Policy

Security and Defense Policy

**Economic and Social Policy**

Fiscal Policy



Of 644 votes by 119 respondents, Germany received the most: 79

Share of votes for group	Group
45%	Founding 6
40%	Big 6
32%	Southern 7
28%	Affluent 7
8%	Visegrád 4

Share of votes for country	Country
12%	Germany
10%	France
7%	Italy
7%	Netherlands
6%	Belgium
5%	Spain
4%	Austria
4%	Luxembourg
4%	Sweden
3%	Finland
3%	Greece
3%	Ireland
3%	Poland
3%	Portugal
3%	UK
2%	Cyprus
2%	Denmark
2%	Estonia
2%	Hungary
2%	Latvia
2%	Lithuania
2%	Malta
2%	Romania
2%	Slovakia
2%	Slovenia
1%	Bulgaria
1%	Croatia
1%	Czech Rep.

Rounded results. 0% shares not shown.

# Economic and Social Policy Votes for Founding Six by Founding Six

## Q12

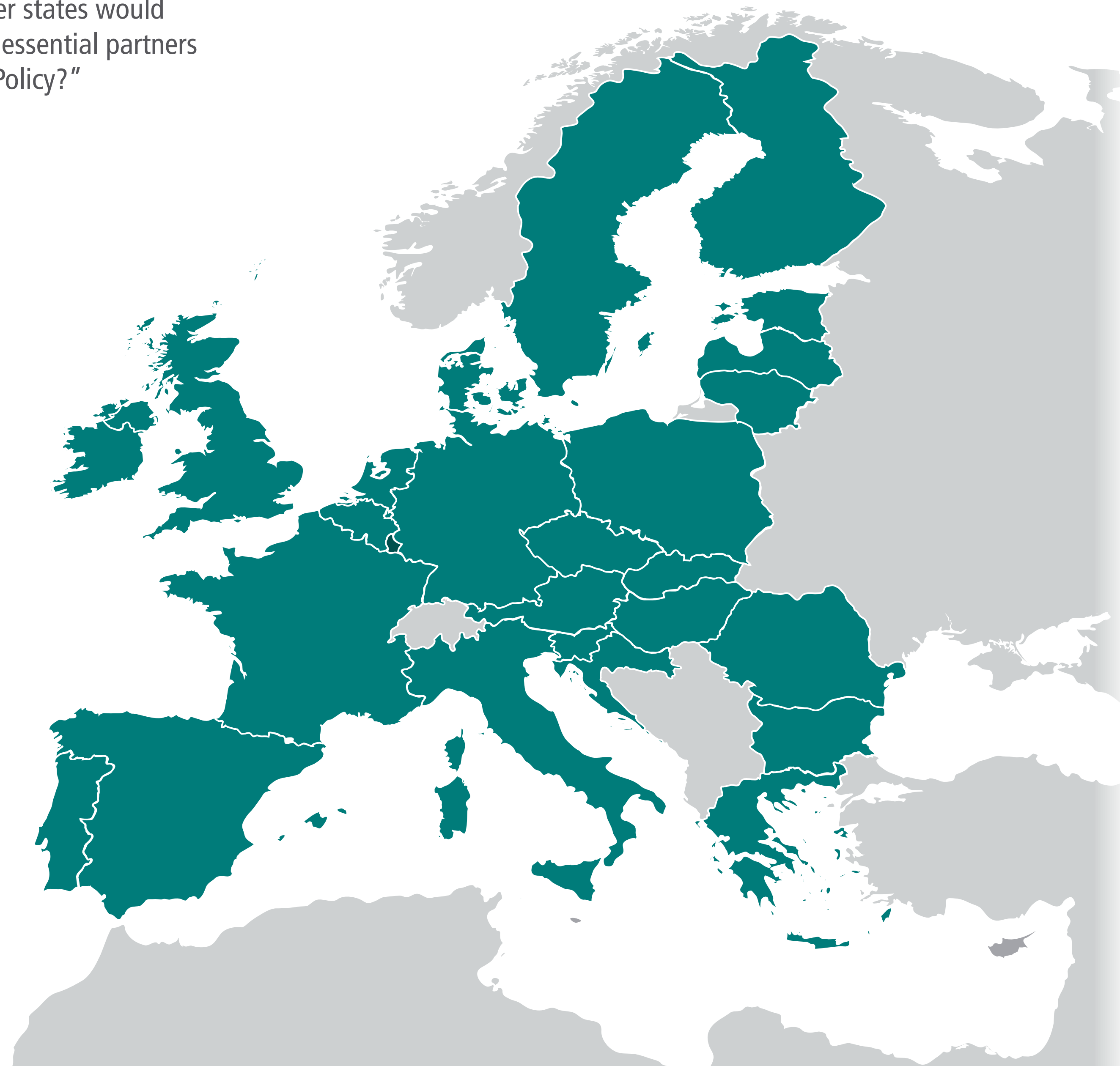
“Which other EU member states would your government see as essential partners in Economic and Social Policy?”

Of 1567 votes by 279 respondents, Founding 6 received 646 (41.2%)

- EU
- Big Six ▶
- Founding Six ▶**
- Affluent Seven ▶
- Southern Seven ▶
- Visegrád Four ▶

- Austria ▶
- Belgium ▶
- Bulgaria ▶
- Croatia ▶
- Cyprus ▶
- Czech Rep. ▶
- Denmark ▶
- Estonia ▶
- Finland ▶
- France ▶
- Germany ▶
- Greece ▶
- Hungary ▶
- Ireland ▶
- Italy ▶
- Latvia ▶
- Lithuania ▶
- Luxembourg ▶
- Malta ▶
- Netherlands ▶
- Poland ▶
- Portugal ▶
- Romania ▶
- Slovakia ▶
- Slovenia ▶
- Spain ▶
- Sweden ▶
- UK ▶

- Partners Overview
- Foreign and Development Policy
- Security and Defense Policy
- Economic and Social Policy**
- Fiscal Policy



Share of votes by group
51%
46%
46%
45%
26%

Share of votes by country
87%
68%
67%
63%
57%
55%
53%
53%
50%
50%
49%
47%
47%
45%
43%
41%
41%
38%
36%
34%
31%
27%
26%
25%
21%
20%

Rounded results. 0% shares not shown.

# Economic and Social Policy Votes for Founding Six by Founding Six

## Q12


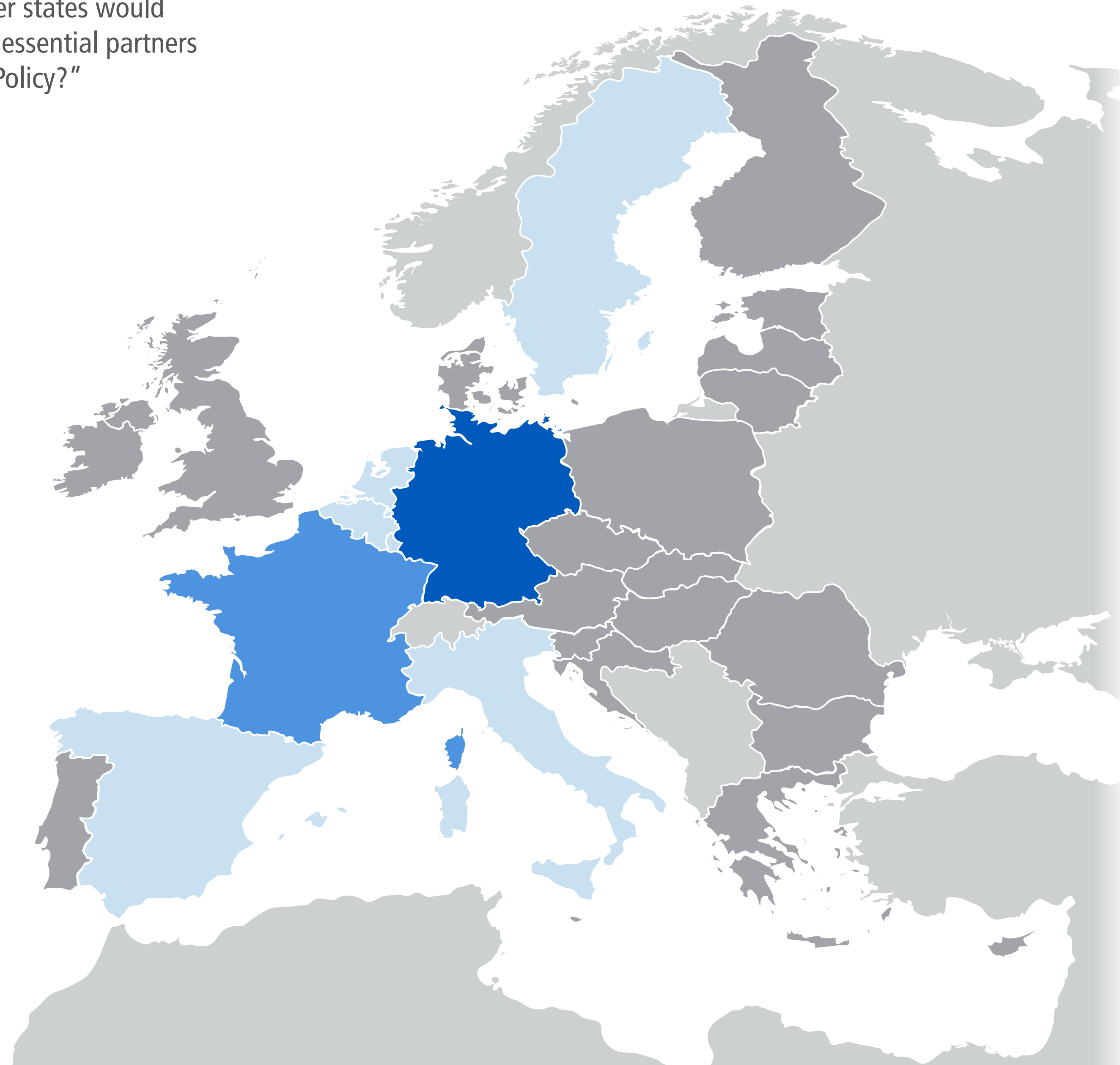
“Which other EU member states would your government see as essential partners in Economic and Social Policy?”

- EU
- Big Six ▶
- Founding Six ▶**
- Affluent Seven ▶
- Southern Seven ▶
- Visegrád Four ▶

- Austria ▶
- Belgium ▶
- Bulgaria ▶
- Croatia ▶
- Cyprus ▶
- Czech Rep. ▶
- Denmark ▶
- Estonia ▶
- Finland ▶
- France ▶
- Germany ▶
- Greece ▶
- Hungary ▶
- Ireland ▶
- Italy ▶
- Latvia ▶
- Lithuania ▶
- Luxembourg ▶
- Malta ▶
- Netherlands ▶
- Poland ▶
- Portugal ▶
- Romania ▶
- Slovakia ▶
- Slovenia ▶
- Spain ▶
- Sweden ▶
- UK ▶

### Partners Overview

- Foreign and Development Policy
- Security and Defense Policy
- Economic and Social Policy**
- Fiscal Policy



Of 554 votes by 91 respondents, Germany received the most: 62

Percentage	Group	Share of votes for group
46%	Founding 6	
42%	Big 6	
34%	Southern 7	
32%	Affluent 7	
7%	Visegrád 4	

Percentage	Country	Share of votes for country
11%	Germany	
10%	France	
7%	Italy	
7%	Netherlands	
7%	Spain	
6%	Belgium	
5%	Luxembourg	
5%	Sweden	
4%	Austria	
4%	Greece	
4%	UK	
3%	Finland	
3%	Ireland	
3%	Poland	
3%	Portugal	
2%	Denmark	
2%	Romania	
2%	Slovakia	
1%	Bulgaria	
1%	Croatia	
1%	Cyprus	
1%	Czech Rep.	
1%	Estonia	
1%	Hungary	
1%	Latvia	
1%	Lithuania	
1%	Malta	
1%	Slovenia	

Rounded results. 0% shares not shown.

# Economic and Social Policy Votes for Affluent Seven by Affluent Seven

## Q12

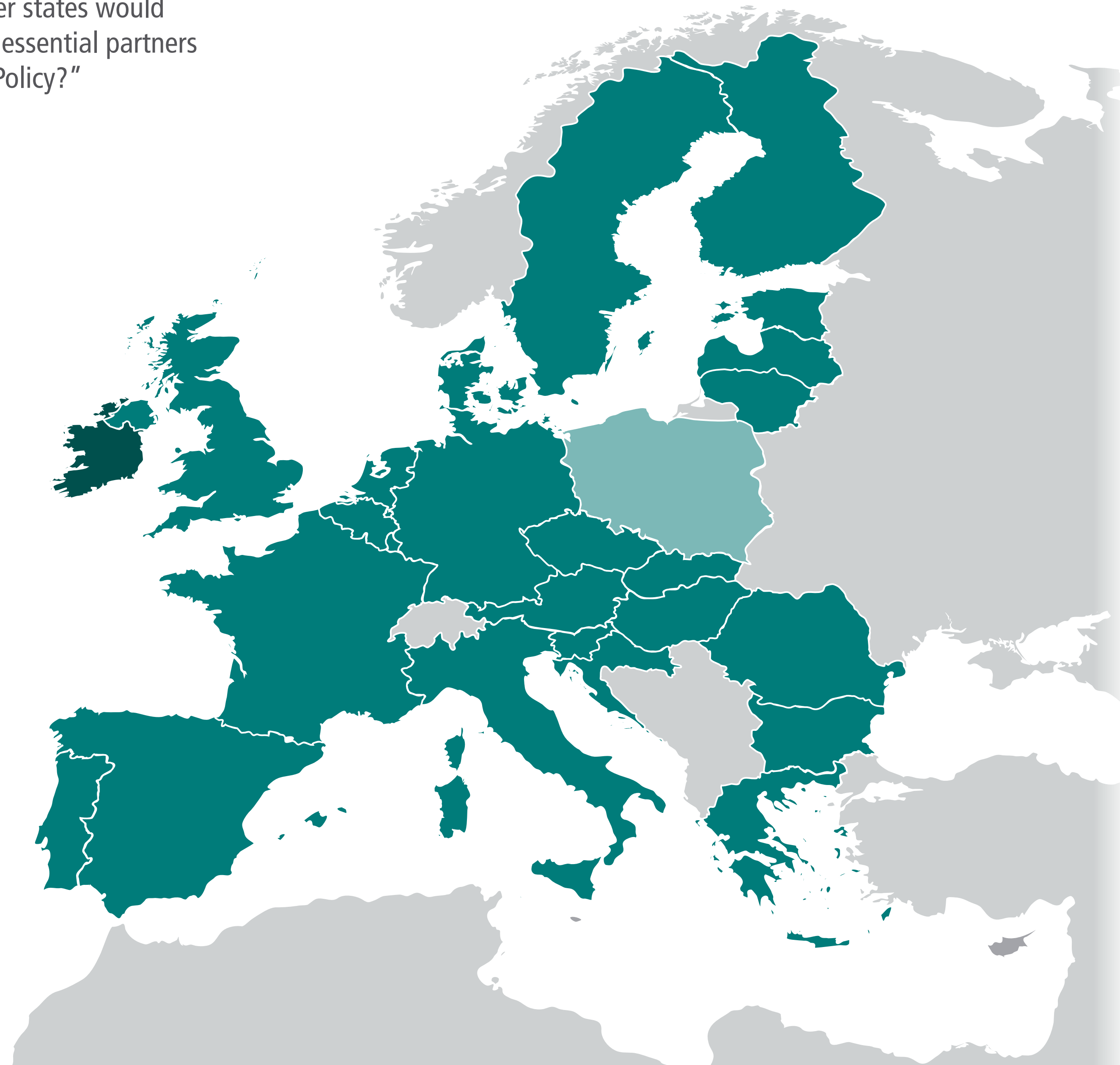
“Which other EU member states would your government see as essential partners in Economic and Social Policy?”

Of 1567 votes by 279 respondents, Affluent 7 received 488 (31.1%)

- EU
- Big Six ▶
- Founding Six ▶
- Affluent Seven ▶**
- Southern Seven ▶
- Visegrád Four ▶

- Austria
- Belgium
- Bulgaria
- Croatia
- Cyprus
- Czech Rep. ▶
- Denmark ▶
- Estonia
- Finland ▶
- France ▶
- Germany ▶
- Greece
- Hungary ▶
- Ireland
- Italy ▶
- Latvia
- Lithuania
- Luxembourg
- Malta
- Netherlands ▶
- Poland ▶
- Portugal ▶
- Romania
- Slovakia
- Slovenia
- Spain ▶
- Sweden
- UK ▶

- Partners Overview
- Foreign and Development Policy
- Security and Defense Policy
- Economic and Social Policy**
- Fiscal Policy



Group	Share of votes by group
Affluent 7	43%
Founding 6	32%
Southern 7	29%
Big 6	28%
Visegrád 4	16%

Country	Share of votes by country
Ireland	63%
Finland	62%
Austria	55%
Estonia	50%
Denmark	49%
Sweden	46%
Latvia	42%
Croatia	41%
Luxembourg	40%
Germany	38%
Portugal	38%
UK	36%
Lithuania	35%
Belgium	34%
France	34%
Slovenia	32%
Netherlands	31%
Slovakia	27%
Italy	26%
Spain	25%
Romania	22%
Greece	21%
Hungary	20%
Bulgaria	14%
Czech Rep.	14%
Poland	9%

Rounded results. 0% shares not shown.


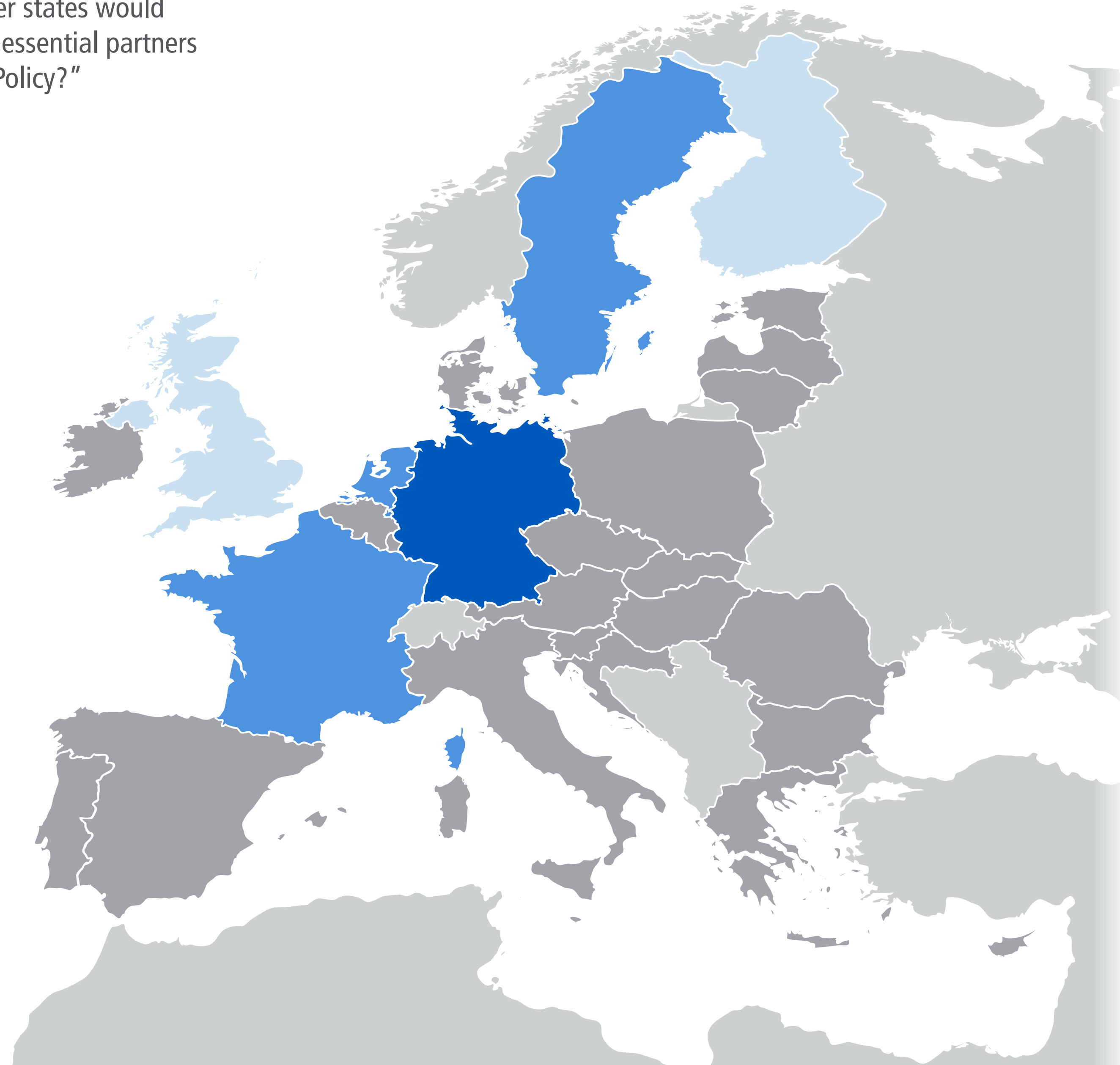
# Economic and Social Policy Votes for Affluent Seven by Affluent Seven

Q12

“Which other EU member states would your government see as essential partners in Economic and Social Policy?”

- |                |                         |
|----------------|-------------------------|
| EU             | <b>Affluent Seven ▶</b> |
| Big Six ▶      | Southern Seven ▶        |
| Founding Six ▶ | Visegrád Four ▶         |
- 
- |              |               |
|--------------|---------------|
| Austria      | Italy ▶       |
| Belgium      | Latvia        |
| Bulgaria     | Lithuania     |
| Croatia      | Luxembourg    |
| Cyprus       | Malta         |
| Czech Rep. ▶ | Netherlands ▶ |
| Denmark ▶    | Poland ▶      |
| Estonia      | Portugal ▶    |
| Finland ▶    | Romania       |
| France ▶     | Slovakia      |
| Germany ▶    | Slovenia      |
| Greece       | Spain ▶       |
| Hungary ▶    | Sweden        |
| Ireland      | UK ▶          |

- Partners Overview
- Foreign and Development Policy
  - Security and Defense Policy
  - Economic and Social Policy**
  - Fiscal Policy



Of 321 votes by 69 respondents, Germany received the most: 59

51%	Founding 6	Share of votes for group
43%	Affluent 7	
43%	Big 6	
21%	Southern 7	
3%	Visegrád 4	

18%	Germany	Share of votes for country
11%	Sweden	
10%	France	
10%	Netherlands	
7%	Finland	
5%	UK	
4%	Belgium	
4%	Denmark	
4%	Italy	
4%	Luxembourg	
3%	Austria	
3%	Spain	
2%	Estonia	
2%	Greece	
2%	Ireland	
2%	Poland	
1%	Hungary	
1%	Latvia	
1%	Lithuania	
1%	Portugal	
1%	Romania	
1%	Slovakia	

- Top %
- 10+ %
- 5-9 %
- 1-4 %

Rounded results. 0% shares not shown.

# Economic and Social Policy Votes for Southern Seven by Southern Seven

## Q12

“Which other EU member states would your government see as essential partners in Economic and Social Policy?”

- EU
- Big Six ▶
- Founding Six ▶
- Affluent Seven ▶
- Southern Seven ▶**
- Visegrád Four ▶

- Austria
- Belgium
- Bulgaria
- Croatia
- Cyprus
- Czech Rep. ▶
- Denmark ▶
- Estonia
- Finland ▶
- France ▶
- Germany ▶
- Greece
- Hungary ▶
- Ireland
- Italy ▶
- Latvia
- Lithuania
- Luxembourg
- Malta
- Netherlands ▶
- Poland ▶
- Portugal ▶
- Romania
- Slovakia
- Slovenia
- Spain ▶
- Sweden
- UK ▶

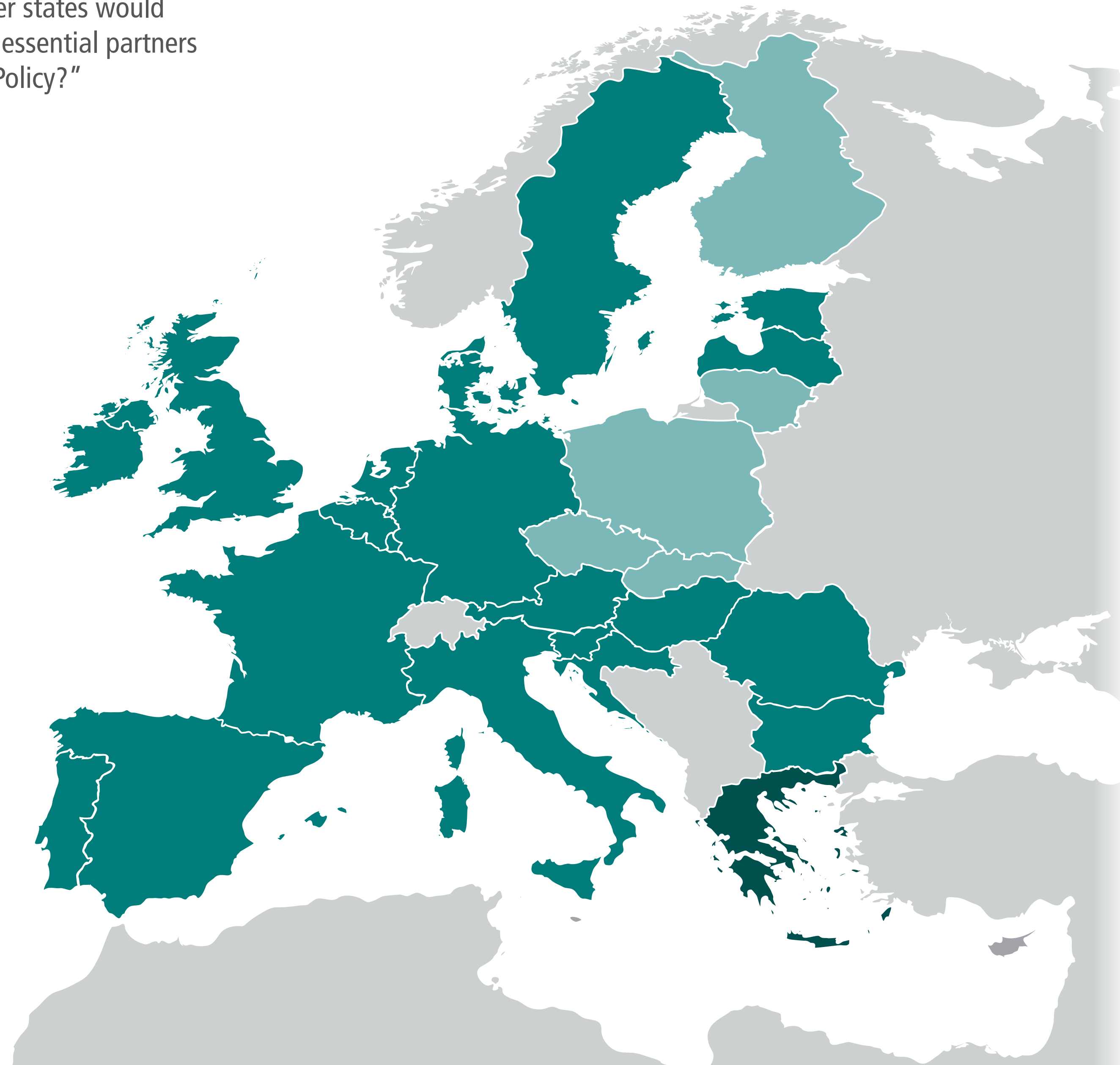
Partners Overview

Foreign and Development Policy

Security and Defense Policy

**Economic and Social Policy**

Fiscal Policy



Of 1567 votes by 279 respondents, Southern 7 received 396 (25.3%)

Group	Share of votes by group
Founding 6	34%
Southern 7	34%
Big 6	32%
Affluent 7	21%
Visegrád 4	9%

Country	Share of votes by country
Greece	50%
France	38%
Germany	38%
Belgium	36%
Portugal	36%
Croatia	35%
Spain	33%
UK	31%
Italy	30%
Netherlands	29%
Luxembourg	27%
Romania	26%
Bulgaria	24%
Slovenia	22%
Sweden	18%
Ireland	16%
Austria	14%
Latvia	13%
Denmark	12%
Estonia	10%
Hungary	10%
Czech Rep.	9%
Poland	9%
Slovakia	9%
Finland	6%
Lithuania	6%

Rounded results. 0% shares not shown.

# Economic and Social Policy Votes for Southern Seven by Southern Seven

## Q12


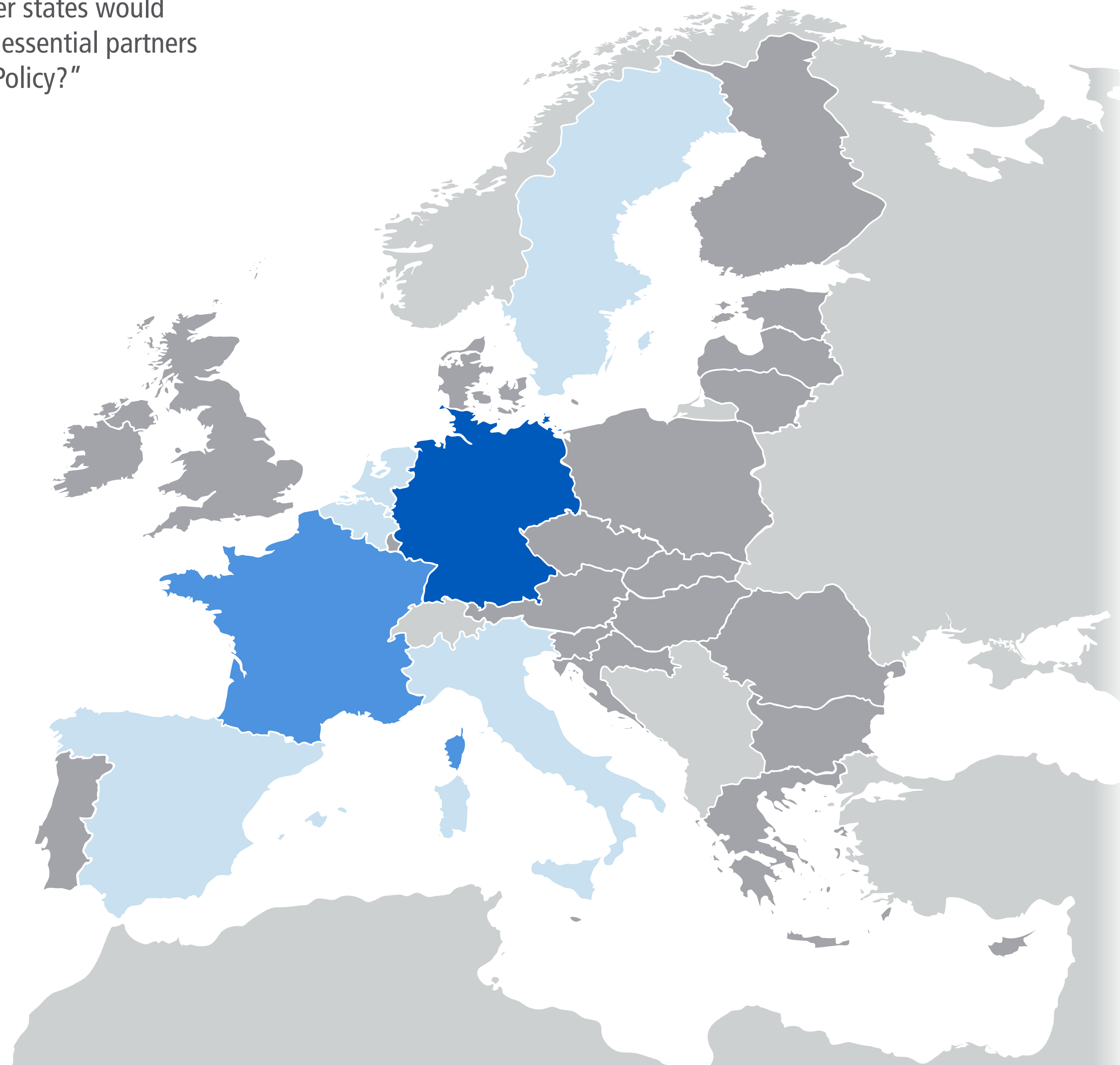
“Which other EU member states would your government see as essential partners in Economic and Social Policy?”

- EU
- Big Six ▶
- Founding Six ▶
- Affluent Seven ▶
- Southern Seven ▶**
- Visegrád Four ▶

- Austria
- Belgium
- Bulgaria
- Croatia
- Cyprus
- Czech Rep. ▶
- Denmark ▶
- Estonia
- Finland ▶
- France ▶
- Germany ▶
- Greece
- Hungary ▶
- Ireland
- Italy ▶
- Latvia
- Lithuania
- Luxembourg
- Malta
- Netherlands ▶
- Poland ▶
- Portugal ▶
- Romania
- Slovakia
- Slovenia
- Spain ▶
- Sweden
- UK ▶

### Partners Overview

- Foreign and Development Policy
- Security and Defense Policy
- Economic and Social Policy**
- Fiscal Policy



Of 530 votes by 86 respondents, Germany received the most: 74

Group	Share of votes for group
Founding 6	46%
Big 6	44%
Southern 7	34%
Affluent 7	29%
Visegrád 4	6%

Country	Share of votes for country
Germany	14%
France	10%
Italy	7%
Belgium	6%
Spain	6%
Netherlands	5%
Sweden	5%
Greece	4%
Luxembourg	4%
UK	4%
Austria	3%
Denmark	3%
Finland	3%
Ireland	3%
Poland	3%
Portugal	3%
Cyprus	2%
Estonia	2%
Latvia	2%
Lithuania	2%
Malta	2%
Romania	2%
Slovakia	2%
Slovenia	2%
Bulgaria	1%
Croatia	1%
Czech Rep.	1%
Hungary	1%

Rounded results. 0% shares not shown.



# Economic and Social Policy Votes for Visegrád Four by Visegrád Four

Q12


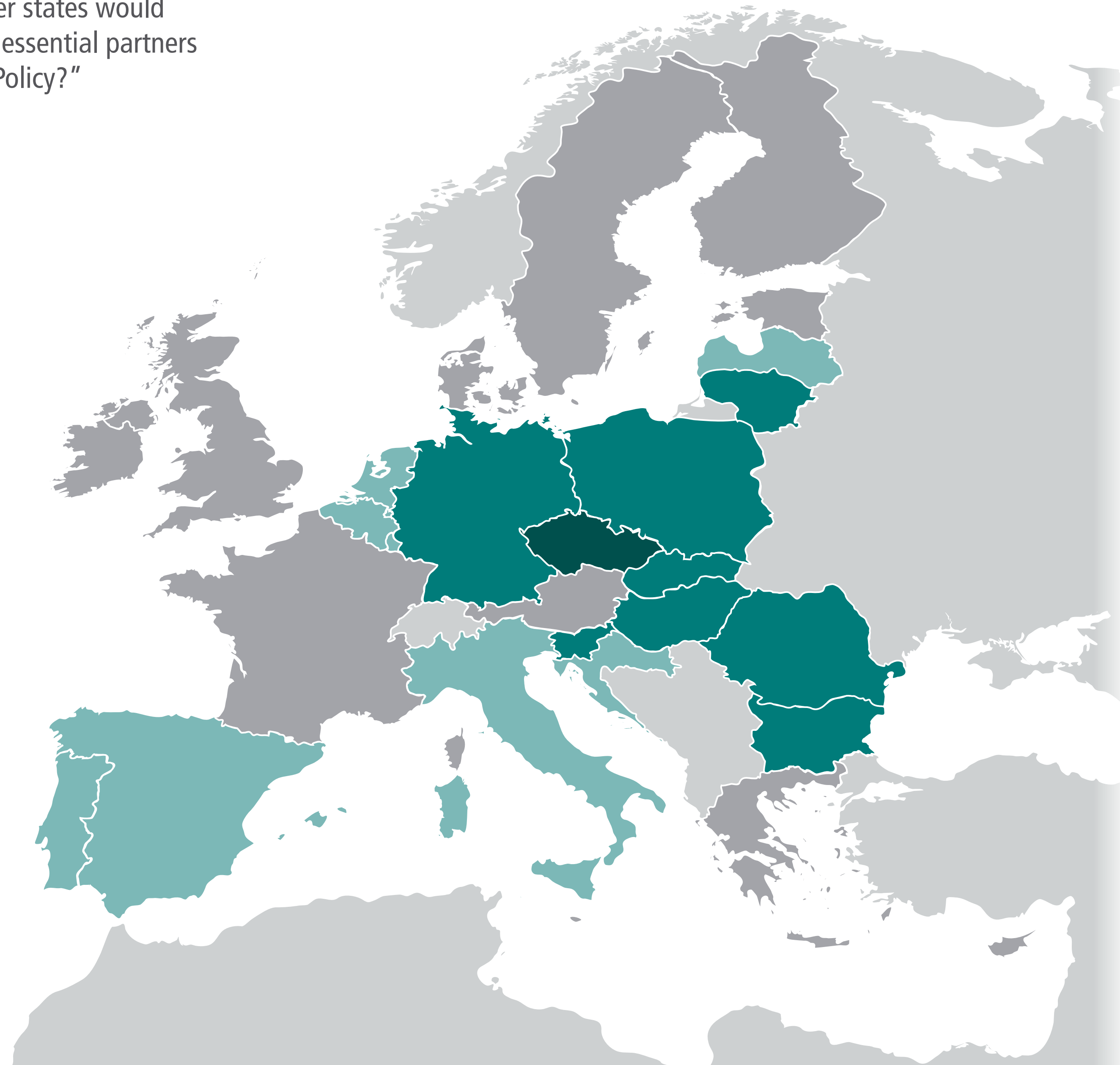
“Which other EU member states would your government see as essential partners in Economic and Social Policy?”

- EU
- Big Six ▶
- Founding Six ▶
- Affluent Seven ▶
- Southern Seven ▶
- Visegrád Four ▶**

- Austria
- Belgium
- Bulgaria
- Croatia
- Cyprus
- Czech Rep. ▶
- Denmark ▶
- Estonia
- Finland ▶
- France ▶
- Germany ▶
- Greece
- Hungary ▶
- Ireland
- Italy ▶
- Latvia
- Lithuania
- Luxembourg
- Malta
- Netherlands ▶
- Poland ▶
- Portugal ▶
- Romania
- Slovakia
- Slovenia
- Spain ▶
- Sweden
- UK ▶

Partners Overview

- Foreign and Development Policy
- Security and Defense Policy
- Economic and Social Policy**
- Fiscal Policy



Of 1567 votes by 279 respondents, Visegrád 4 received 163 (10.4%)

Share of votes by group	
28%	Visegrád 4
8%	Big 6
7%	Founding 6
6%	Southern 7
3%	Affluent 7

Share of votes by country	
43%	Czech Rep.
26%	Hungary
22%	Poland
19%	Romania
18%	Slovakia
17%	Slovenia
16%	Bulgaria
15%	Lithuania
10%	Germany
8%	Italy
8%	Latvia
7%	Luxembourg
7%	Netherlands
7%	Spain
6%	Croatia
6%	Portugal
5%	Belgium
2%	France
1%	Denmark

- Top %
- 10+ %
- 5-9 %
- 1-4 %

Rounded results. 0% shares not shown.

# Economic and Social Policy Votes for Visegrád Four by Visegrád Four

Q12


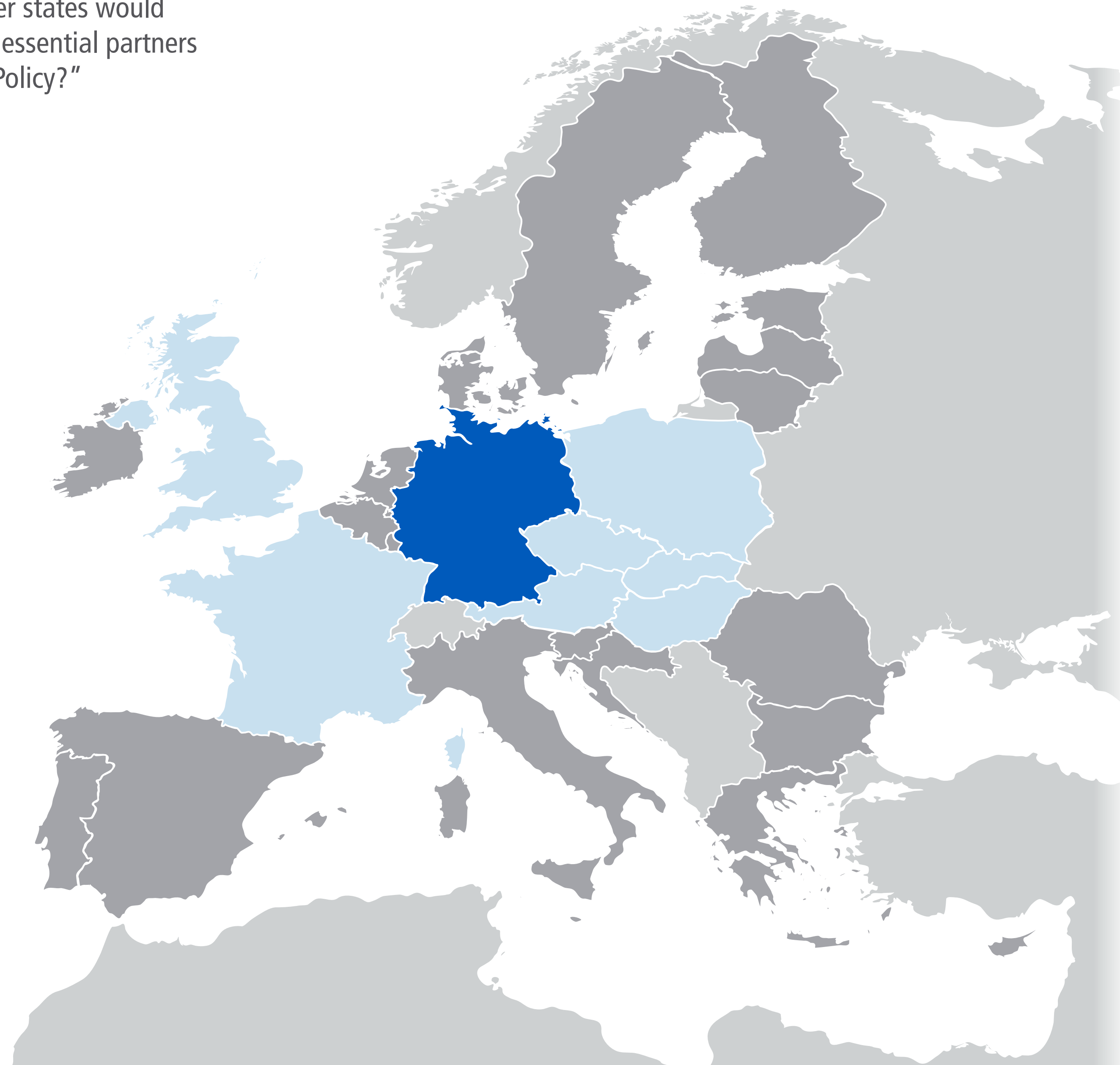
“Which other EU member states would your government see as essential partners in Economic and Social Policy?”

- EU
- Big Six ▶
- Founding Six ▶
- Affluent Seven ▶
- Southern Seven ▶
- Visegrád Four ▶**

- Austria ▶
- Belgium ▶
- Bulgaria ▶
- Croatia ▶
- Cyprus ▶
- Czech Rep. ▶
- Denmark ▶
- Estonia ▶
- Finland ▶
- France ▶
- Germany ▶
- Greece ▶
- Hungary ▶
- Ireland ▶
- Italy ▶
- Latvia ▶
- Lithuania ▶
- Luxembourg ▶
- Malta ▶
- Netherlands ▶
- Poland ▶
- Portugal ▶
- Romania ▶
- Slovakia ▶
- Slovenia ▶
- Spain ▶
- Sweden ▶
- UK ▶

Partners Overview

- Foreign and Development Policy
- Security and Defense Policy
- Economic and Social Policy**
- Fiscal Policy



Of 217 votes by 54 respondents, Germany received the most: 35

Share of votes for group	Group
35%	Big 6
28%	Visegrád 4
26%	Founding 6
16%	Affluent 7
9%	Southern 7

Share of votes for country	Country
16%	Germany
8%	Poland
8%	Slovakia
7%	Czech Rep.
6%	Austria
6%	UK
5%	France
5%	Hungary
4%	Croatia
4%	Latvia
3%	Estonia
3%	Lithuania
3%	Romania
3%	Slovenia
3%	Sweden
2%	Belgium
2%	Bulgaria
2%	Denmark
2%	Netherlands
1%	Finland
1%	Ireland
1%	Italy
1%	Luxembourg
1%	Malta
1%	Portugal

Rounded results. 0% shares not shown.

# Economic and Social Policy Votes for Austria

## Q12


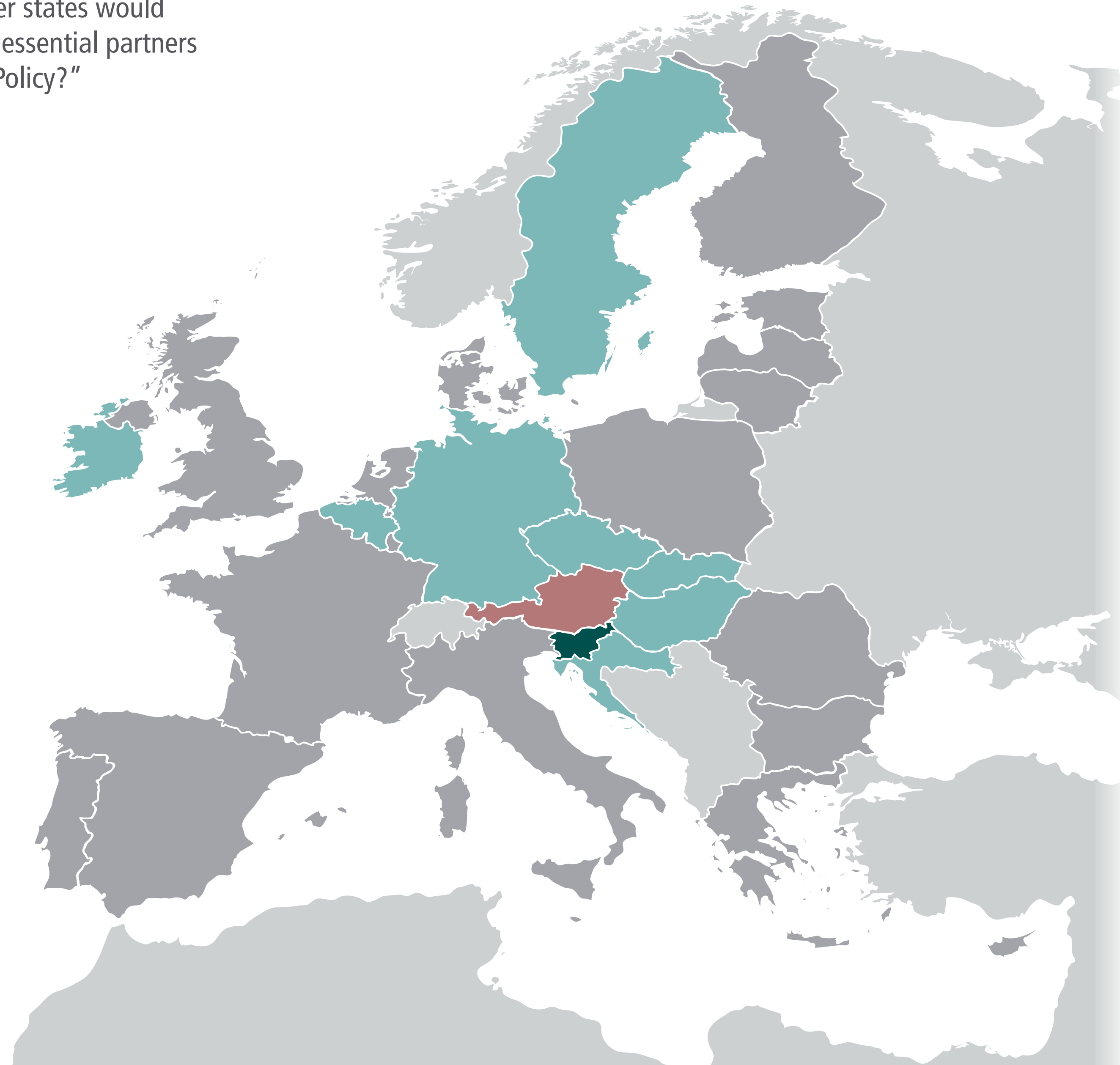
“Which other EU member states would your government see as essential partners in Economic and Social Policy?”

- EU
- Big Six ▶
- Founding Six ▶
- Affluent Seven ▶
- Southern Seven ▶
- Visegrád Four ▶

- Austria**
- Belgium
- Bulgaria
- Croatia
- Cyprus
- Czech Rep. ▶
- Denmark ▶
- Estonia
- Finland ▶
- France ▶
- Germany ▶
- Greece
- Hungary ▶
- Ireland
- Italy ▶
- Latvia
- Lithuania
- Luxembourg
- Malta
- Netherlands ▶
- Poland ▶
- Portugal ▶
- Romania
- Slovakia
- Slovenia
- Spain ▶
- Sweden
- UK ▶

### Partners Overview

- Foreign and Development Policy
- Security and Defense Policy
- Economic and Social Policy**
- Fiscal Policy



Of 1567 votes by 279 respondents, Austria received 61 (3.9%)

- 6% Visegrád 4
- 4% Big 6
- 4% Founding 6
- 3% Affluent 7
- 3% Southern 7

Share of votes by group

- 12% Slovenia
- 9% Slovakia
- 8% Hungary
- 7% Czech Rep.
- 7% Germany
- 7% Sweden
- 6% Croatia
- 5% Belgium
- 5% Ireland
- 4% Netherlands
- 4% Spain
- 3% Italy
- 3% Portugal
- 3% Romania
- 3% UK
- 2% Bulgaria
- 2% Denmark
- 2% France

Share of votes by country

- Top %
- 10+ %
- 5-9 %
- 1-4 %

Rounded results. 0% shares not shown.

# Economic and Social Policy Votes for Belgium

Q12


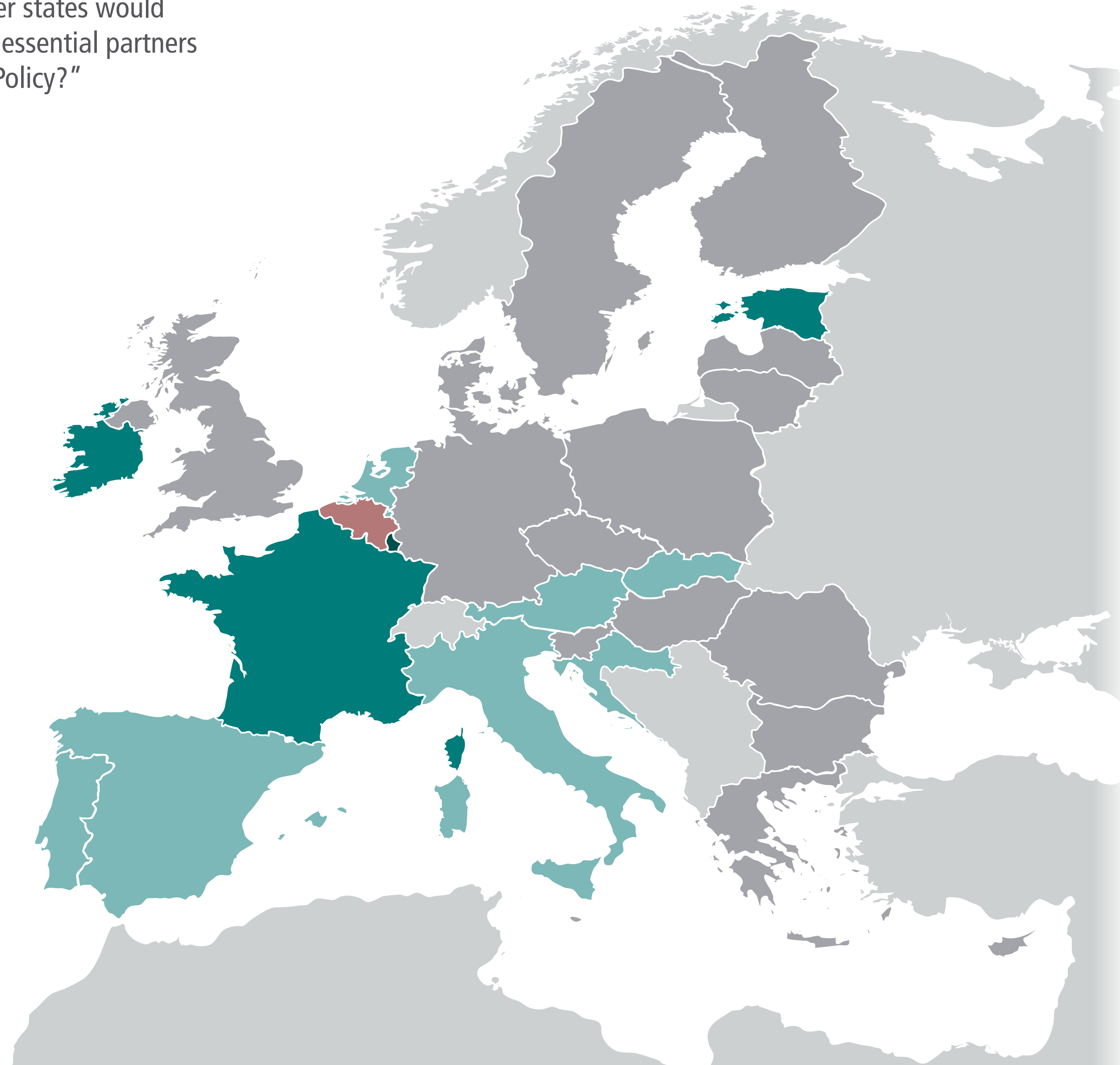
“Which other EU member states would your government see as essential partners in Economic and Social Policy?”

- EU
- Big Six ▶
- Founding Six ▶
- Affluent Seven ▶
- Southern Seven ▶
- Visegrád Four ▶

- Austria
- Belgium**
- Bulgaria
- Croatia
- Cyprus
- Czech Rep. ▶
- Denmark ▶
- Estonia
- Finland ▶
- France ▶
- Germany ▶
- Greece
- Hungary ▶
- Ireland
- Italy ▶
- Latvia
- Lithuania
- Luxembourg
- Malta
- Netherlands ▶
- Poland ▶
- Portugal ▶
- Romania
- Slovakia
- Slovenia
- Spain ▶
- Sweden
- UK ▶

Partners Overview

- Foreign and Development Policy
- Security and Defense Policy
- Economic and Social Policy**
- Fiscal Policy



Of 1567 votes by 279 respondents, Belgium received 66 (4.2%)

Share of votes by group
6% Big 6
6% Founding 6
6% Southern 7
4% Affluent 7
2% Visegrád 4

Share of votes by country
20% Luxembourg
16% Ireland
13% France
10% Estonia
9% Slovakia
7% Netherlands
6% Croatia
6% Portugal
6% Spain
5% Austria
5% Italy
4% Germany
4% Sweden
3% Finland
3% UK
2% Bulgaria
2% Denmark
2% Hungary
2% Poland
2% Romania

- Top %
- 10+ %
- 5-9 %
- 1-4 %

Rounded results. 0% shares not shown.

# Economic and Social Policy Votes for Bulgaria

Q12

“Which other EU member states would your government see as essential partners in Economic and Social Policy?”

- EU
- Big Six ▶
- Founding Six ▶
- Affluent Seven ▶
- Southern Seven ▶
- Visegrád Four ▶

- Austria
- Belgium
- Bulgaria**
- Croatia
- Cyprus
- Czech Rep. ▶
- Denmark ▶
- Estonia
- Finland ▶
- France ▶
- Germany ▶
- Greece
- Hungary ▶
- Ireland
- Italy ▶
- Latvia
- Lithuania
- Luxembourg
- Malta
- Netherlands ▶
- Poland ▶
- Portugal ▶
- Romania
- Slovakia
- Slovenia
- Spain ▶
- Sweden
- UK ▶

## Partners Overview

- Foreign and Development Policy
- Security and Defense Policy
- Economic and Social Policy**
- Fiscal Policy



Of 1567 votes by 279 respondents, Bulgaria received 17 (1.1%)

2%	Visegrád 4	Share of votes by group
1%	Big 6	
1%	Founding 6	
1%	Southern 7	

4%	Romania	Share of votes by country
3%	Hungary	
2%	Czech Rep.	
2%	Italy	
2%	Poland	
1%	Germany	
1%	Netherlands	
1%	Spain	

- Top %
- 10+ %
- 5-9 %
- 1-4 %

Rounded results. 0% shares not shown.

# Economic and Social Policy Votes for Croatia

Q12


“Which other EU member states would your government see as essential partners in Economic and Social Policy?”

- EU
- Big Six ▶
- Founding Six ▶
- Affluent Seven ▶
- Southern Seven ▶
- Visegrád Four ▶

- Austria
- Belgium
- Bulgaria
- Croatia**
- Cyprus
- Czech Rep. ▶
- Denmark ▶
- Estonia
- Finland ▶
- France ▶
- Germany ▶
- Greece
- Hungary ▶
- Ireland
- Italy ▶
- Latvia
- Lithuania
- Luxembourg
- Malta
- Netherlands ▶
- Poland ▶
- Portugal ▶
- Romania
- Slovakia
- Slovenia
- Spain ▶
- Sweden
- UK ▶

Partners Overview

- Foreign and Development Policy
- Security and Defense Policy
- Economic and Social Policy**
- Fiscal Policy



Of 1567 votes by 279 respondents, Croatia received 26 (1.7%)

4% Visegrád 4  
1% Big 6  
1% Founding 6  
1% Southern 7

Share of votes by group

6% Bulgaria  
6% Hungary  
5% Romania  
5% Slovenia  
2% Czech Rep.  
2% Italy  
2% Poland  
1% France  
1% Netherlands  
1% Spain

Share of votes by country

■ Top %  
■ 10+ %  
■ 5-9 %  
■ 1-4 %

Rounded results. 0% shares not shown.

# Economic and Social Policy Votes for Cyprus

Q12


“Which other EU member states would your government see as essential partners in Economic and Social Policy?”

- EU
- Big Six ▶
- Founding Six ▶
- Affluent Seven ▶
- Southern Seven ▶
- Visegrád Four ▶

- Austria
- Belgium
- Bulgaria
- Croatia
- Cyprus**
- Czech Rep. ▶
- Denmark ▶
- Estonia
- Finland ▶
- France ▶
- Germany ▶
- Greece
- Hungary ▶
- Ireland
- Italy ▶
- Latvia
- Lithuania
- Luxembourg
- Malta
- Netherlands ▶
- Poland ▶
- Portugal ▶
- Romania
- Slovakia
- Slovenia
- Spain ▶
- Sweden
- UK ▶

## Partners Overview

- Foreign and Development Policy
- Security and Defense Policy
- Economic and Social Policy**
- Fiscal Policy



Of 1567 votes by 279 respondents, Cyprus received 21 (1.3%)

2% Big 6  
2% Southern 7  
1% Founding 6

Share of votes by group

7% Greece  
4% Romania  
3% Italy  
3% Spain  
2% Bulgaria  
2% Slovenia  
1% France  
1% Germany  
1% Hungary  
1% Netherlands

Share of votes by country

■ Top %  
■ 10+ %  
■ 5-9 %  
■ 1-4 %

Rounded results. 0% shares not shown.

# Economic and Social Policy Votes for Czech Rep. by Czech Rep.

## Q12

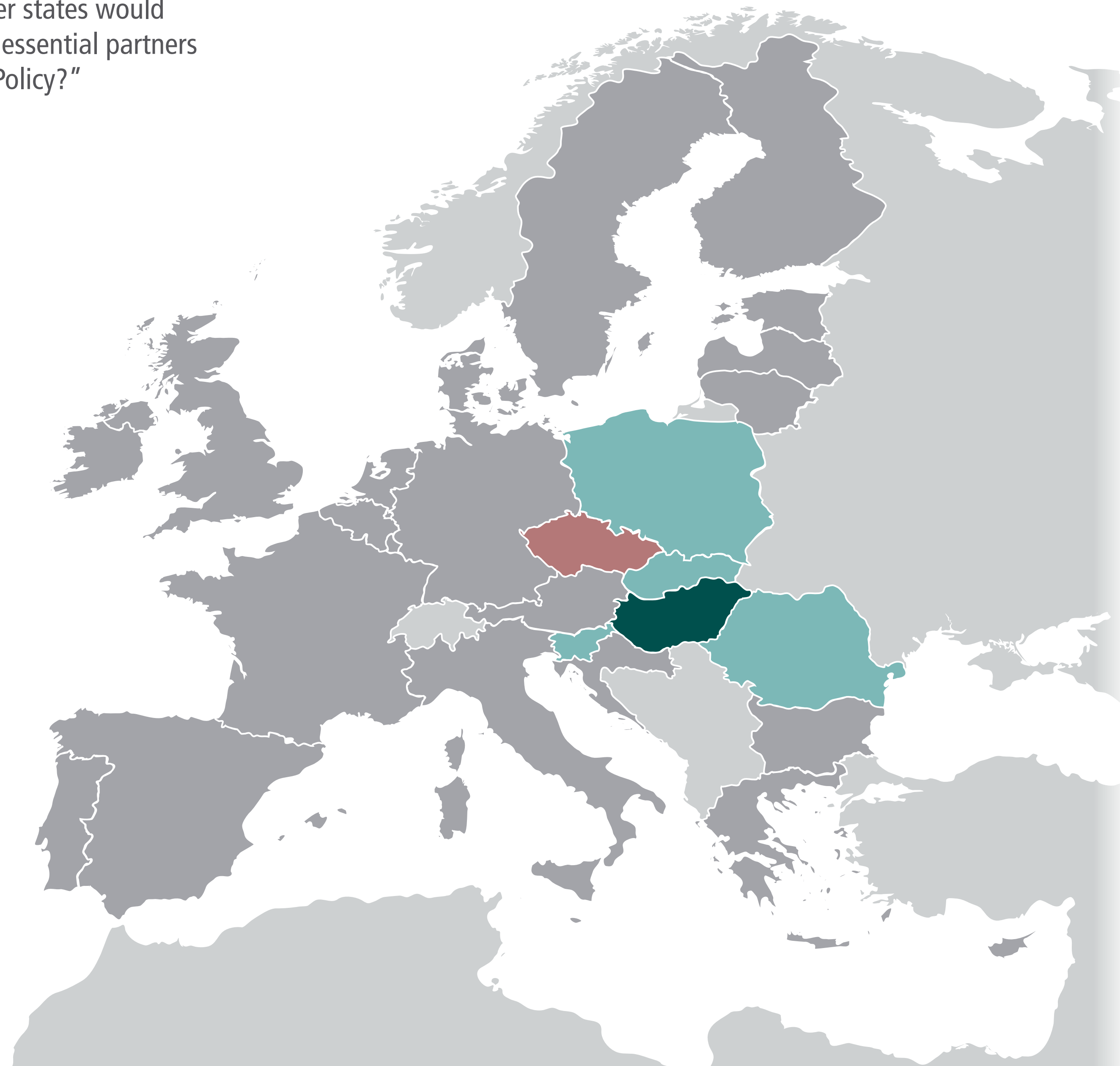
“Which other EU member states would your government see as essential partners in Economic and Social Policy?”

- EU
- Big Six ▶
- Founding Six ▶
- Affluent Seven ▶
- Southern Seven ▶
- Visegrád Four ▶

- Austria
- Belgium
- Bulgaria
- Croatia
- Cyprus
- Czech Rep. ▶**
- Denmark ▶
- Estonia
- Finland ▶
- France ▶
- Germany ▶
- Greece
- Hungary ▶
- Ireland
- Italy ▶
- Latvia
- Lithuania
- Luxembourg
- Malta
- Netherlands ▶
- Poland ▶
- Portugal ▶
- Romania
- Slovakia
- Slovenia
- Spain ▶
- Sweden
- UK ▶

### Partners Overview

- Foreign and Development Policy
- Security and Defense Policy
- Economic and Social Policy**
- Fiscal Policy



Of 1567 votes by 279 respondents, Czech Rep. received 33 (2.1%)

7% Visegrád 4  
1% Big 6  
1% Founding 6  
1% Southern 7

Share of votes by group

10% Hungary  
9% Slovakia  
7% Poland  
5% Romania  
5% Slovenia  
4% Bulgaria  
2% Germany  
2% Lithuania  
1% Italy  
1% Netherlands  
1% Portugal  
1% Spain

Share of votes by country

■ Top %  
■ 10+ %  
■ 5-9 %  
■ 1-4 %

Rounded results. 0% shares not shown.



# Economic and Social Policy Votes for Czech Rep. by Czech Rep.

## Q12

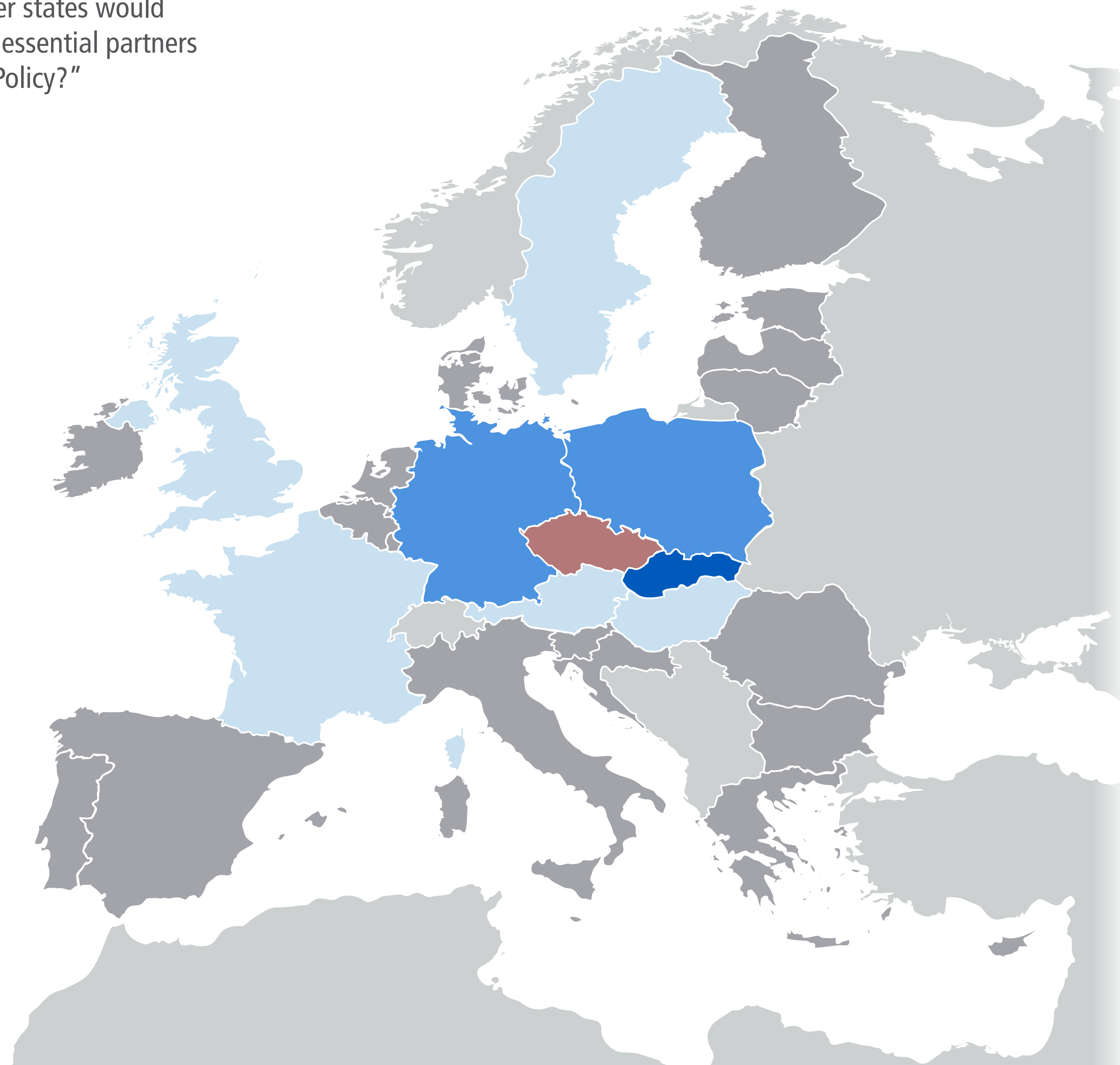
“Which other EU member states would your government see as essential partners in Economic and Social Policy?”

- EU
- Big Six ▶
- Founding Six ▶
- Affluent Seven ▶
- Southern Seven ▶
- Visegrád Four ▶

- Austria
- Belgium
- Bulgaria
- Croatia
- Cyprus
- Czech Rep. ▶**
- Denmark ▶
- Estonia
- Finland ▶
- France ▶
- Germany ▶
- Greece
- Hungary ▶
- Ireland
- Italy ▶
- Latvia
- Lithuania
- Luxembourg
- Malta
- Netherlands ▶
- Poland ▶
- Portugal ▶
- Romania
- Slovakia
- Slovenia
- Spain ▶
- Sweden
- UK ▶

### Partners Overview

- Foreign and Development Policy
- Security and Defense Policy
- Economic and Social Policy**
- Fiscal Policy



Of 44 votes by 10 respondents, Slovakia received the most: 8

- 43% Big 6
- 43% Visegrád 4
- 25% Founding 6
- 14% Affluent 7
- 9% Southern 7

Share of votes for group

- 18% Slovakia
- 16% Germany
- 16% Poland
- 9% Hungary
- 7% Austria
- 7% France
- 5% Sweden
- 5% UK
- 2% Bulgaria
- 2% Croatia
- 2% Estonia
- 2% Greece
- 2% Latvia
- 2% Lithuania
- 2% Netherlands
- 2% Slovenia

Share of votes for country

- Top %
- 10+ %
- 5-9 %
- 1-4 %

Rounded results. 0% shares not shown.

# Economic and Social Policy Votes for Denmark by Denmark

Q12

“Which other EU member states would your government see as essential partners in Economic and Social Policy?”

- EU
- Big Six ▶
- Founding Six ▶
- Affluent Seven ▶
- Southern Seven ▶
- Visegrád Four ▶

- Austria
- Belgium
- Bulgaria
- Croatia
- Cyprus
- Czech Rep. ▶
- Denmark ▶**
- Estonia
- Finland ▶
- France ▶
- Germany ▶
- Greece
- Hungary ▶
- Ireland
- Italy ▶
- Latvia
- Lithuania
- Luxembourg
- Malta
- Netherlands ▶
- Poland ▶
- Portugal ▶
- Romania
- Slovakia
- Slovenia
- Spain ▶
- Sweden
- UK ▶


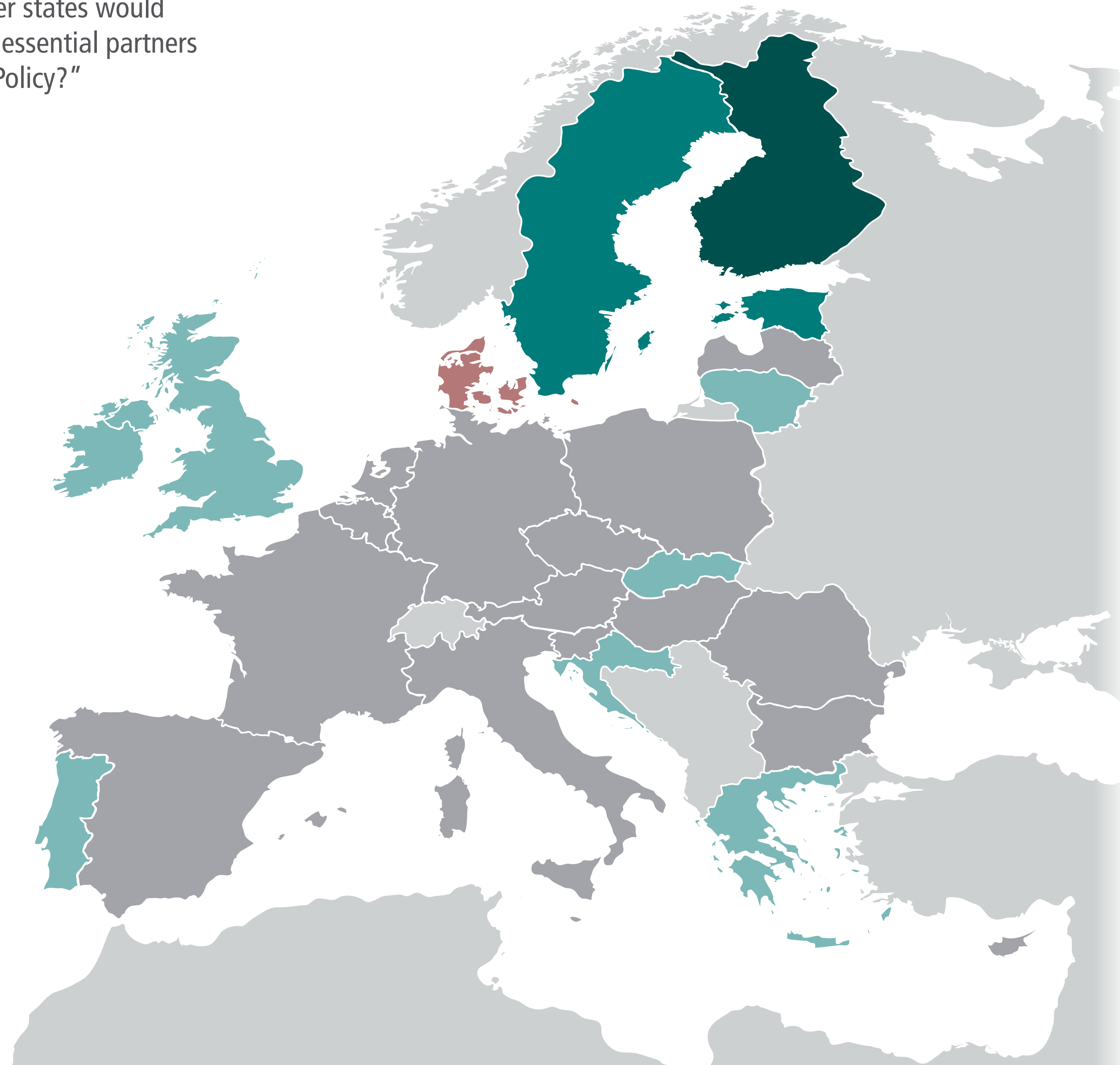
Partners Overview

Foreign and Development Policy

Security and Defense Policy

**Economic and Social Policy**

Fiscal Policy



Of 1567 votes by 279 respondents, Denmark received 49 (3.1%)

Share of votes by group	Group
4%	Affluent 7
3%	Southern 7
2%	Big 6
2%	Founding 6
2%	Visegrád 4

Share of votes by country	Country
18%	Finland
11%	Sweden
10%	Estonia
9%	Slovakia
8%	UK
7%	Greece
6%	Croatia
6%	Lithuania
6%	Portugal
5%	Ireland
4%	Latvia
3%	Belgium
3%	France
3%	Netherlands
3%	Romania
2%	Bulgaria
2%	Germany
2%	Hungary
2%	Italy
2%	Poland
1%	Spain

- Top %
- 10+ %
- 5-9 %
- 1-4 %

Rounded results. 0% shares not shown.

# Economic and Social Policy Votes for Denmark by Denmark

Q12

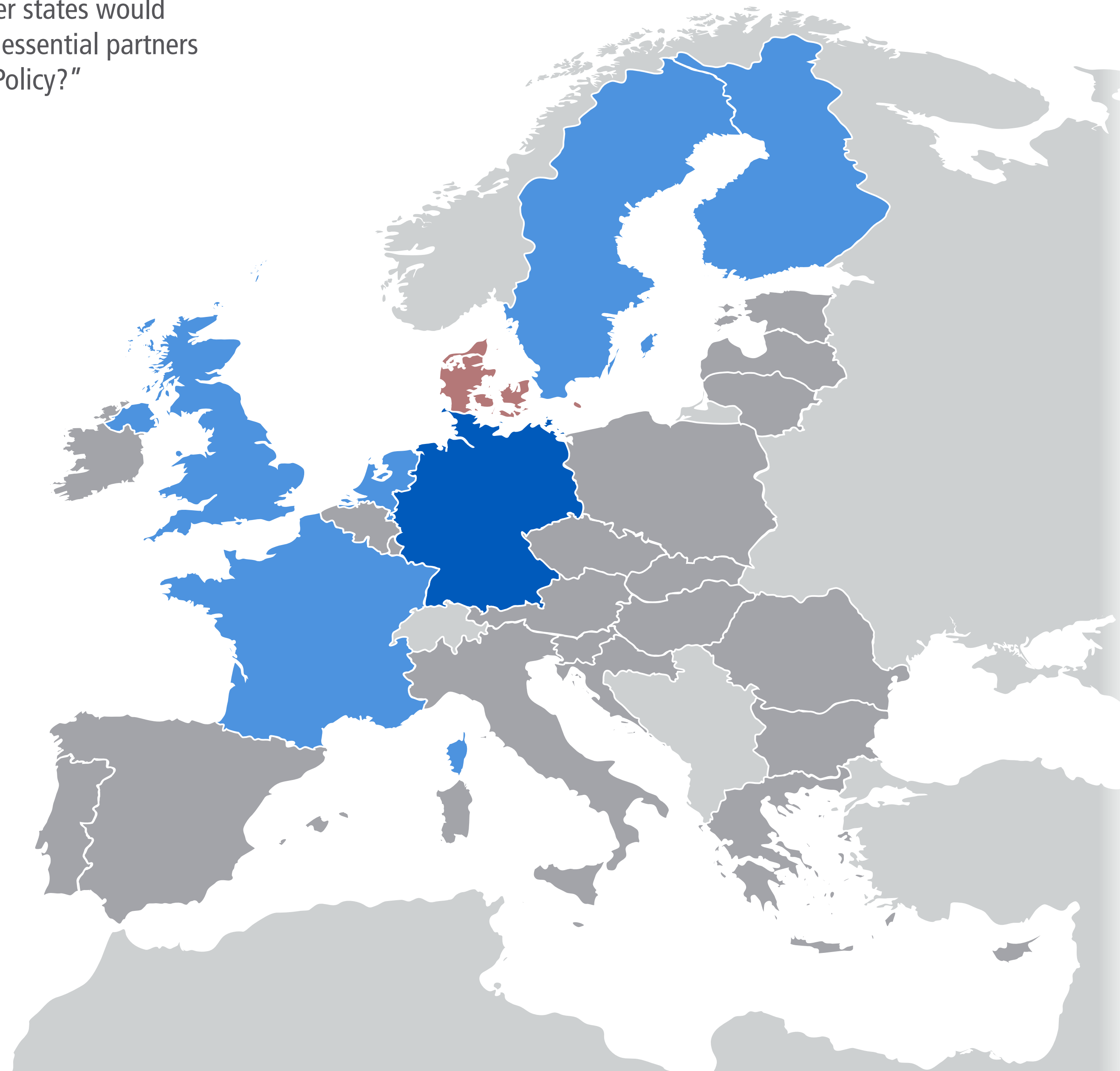
“Which other EU member states would your government see as essential partners in Economic and Social Policy?”

- EU
- Big Six ▶
- Founding Six ▶
- Affluent Seven ▶
- Southern Seven ▶
- Visegrád Four ▶

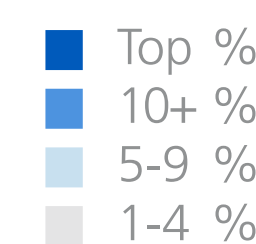
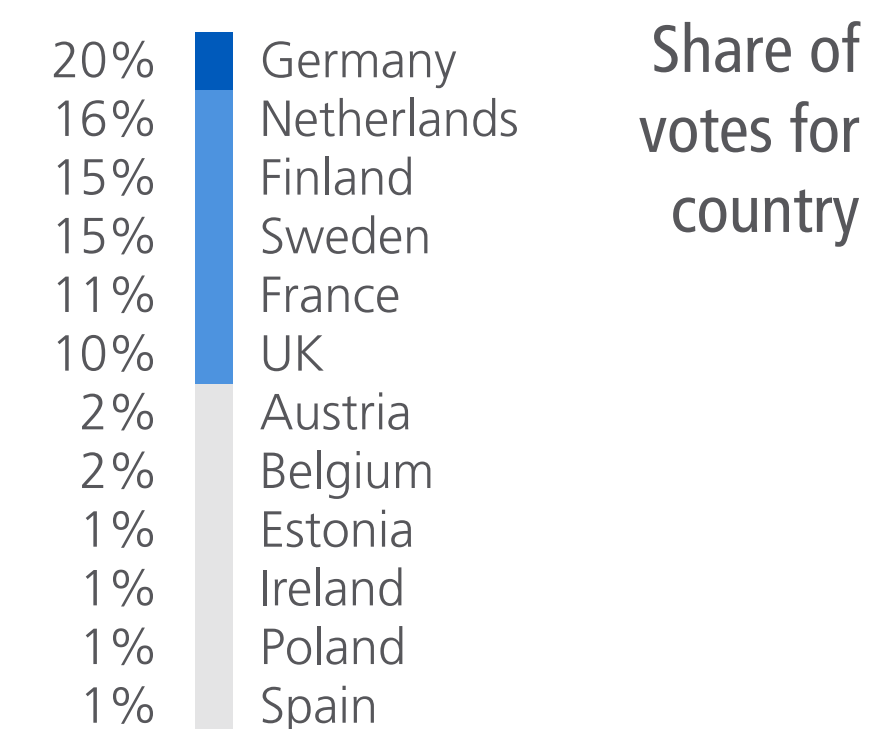
- Austria
- Belgium
- Bulgaria
- Croatia
- Cyprus
- Czech Rep. ▶
- Denmark ▶**
- Estonia
- Finland ▶
- France ▶
- Germany ▶
- Greece
- Hungary ▶
- Ireland
- Italy ▶
- Latvia
- Lithuania
- Luxembourg
- Malta
- Netherlands ▶
- Poland ▶
- Portugal ▶
- Romania
- Slovakia
- Slovenia
- Spain ▶
- Sweden
- UK ▶

## Partners Overview

- Foreign and Development Policy
- Security and Defense Policy
- Economic and Social Policy**
- Fiscal Policy



Of 89 votes by 23 respondents, Germany received the most: 18



Rounded results. 0% shares not shown.

# Economic and Social Policy Votes for Estonia

Q12


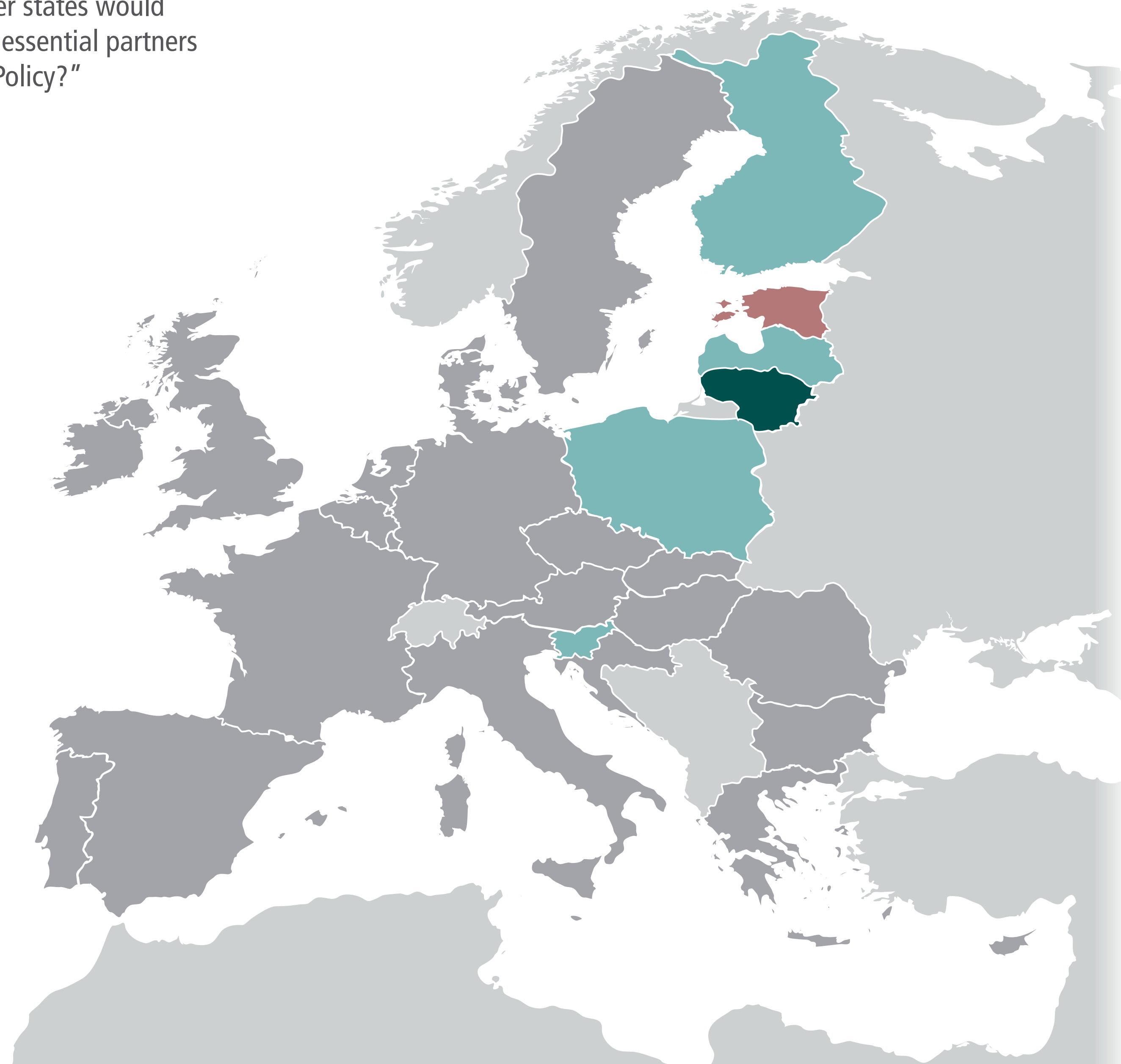
“Which other EU member states would your government see as essential partners in Economic and Social Policy?”

- EU
- Big Six ▶
- Founding Six ▶
- Affluent Seven ▶
- Southern Seven ▶
- Visegrád Four ▶

- Austria
- Belgium
- Bulgaria
- Croatia
- Cyprus
- Czech Rep. ▶
- Denmark ▶
- Estonia**
- Finland ▶
- France ▶
- Germany ▶
- Greece
- Hungary ▶
- Ireland
- Italy ▶
- Latvia
- Lithuania
- Luxembourg
- Malta
- Netherlands ▶
- Poland ▶
- Portugal ▶
- Romania
- Slovakia
- Slovenia
- Spain ▶
- Sweden
- UK ▶

## Partners Overview

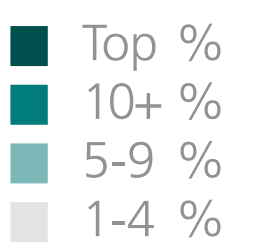
- Foreign and Development Policy
- Security and Defense Policy
- Economic and Social Policy**
- Fiscal Policy



Of 1567 votes by 279 respondents, Estonia received 37 (2.4%)

Share of votes by group	Group
3%	Visegrád 4
2%	Affluent 7
2%	Big 6
2%	Southern 7
1%	Founding 6

Share of votes by country	Country
13%	Lithuania
8%	Latvia
6%	Finland
5%	Poland
5%	Slovenia
4%	Bulgaria
4%	Sweden
3%	Romania
3%	Spain
2%	Czech Rep.
2%	Hungary
2%	Italy
1%	Denmark
1%	Germany
1%	Netherlands



Rounded results. 0% shares not shown.

# Economic and Social Policy Votes for Finland by Finland

Q12

“Which other EU member states would your government see as essential partners in Economic and Social Policy?”

- EU
- Big Six ▶
- Founding Six ▶
- Affluent Seven ▶
- Southern Seven ▶
- Visegrád Four ▶

- Austria
- Belgium
- Bulgaria
- Croatia
- Cyprus
- Czech Rep. ▶
- Denmark ▶
- Estonia
- Finland ▶**
- France ▶
- Germany ▶
- Greece
- Hungary ▶
- Ireland
- Italy ▶
- Latvia
- Lithuania
- Luxembourg
- Malta
- Netherlands ▶
- Poland ▶
- Portugal ▶
- Romania
- Slovakia
- Slovenia
- Spain ▶
- Sweden
- UK ▶


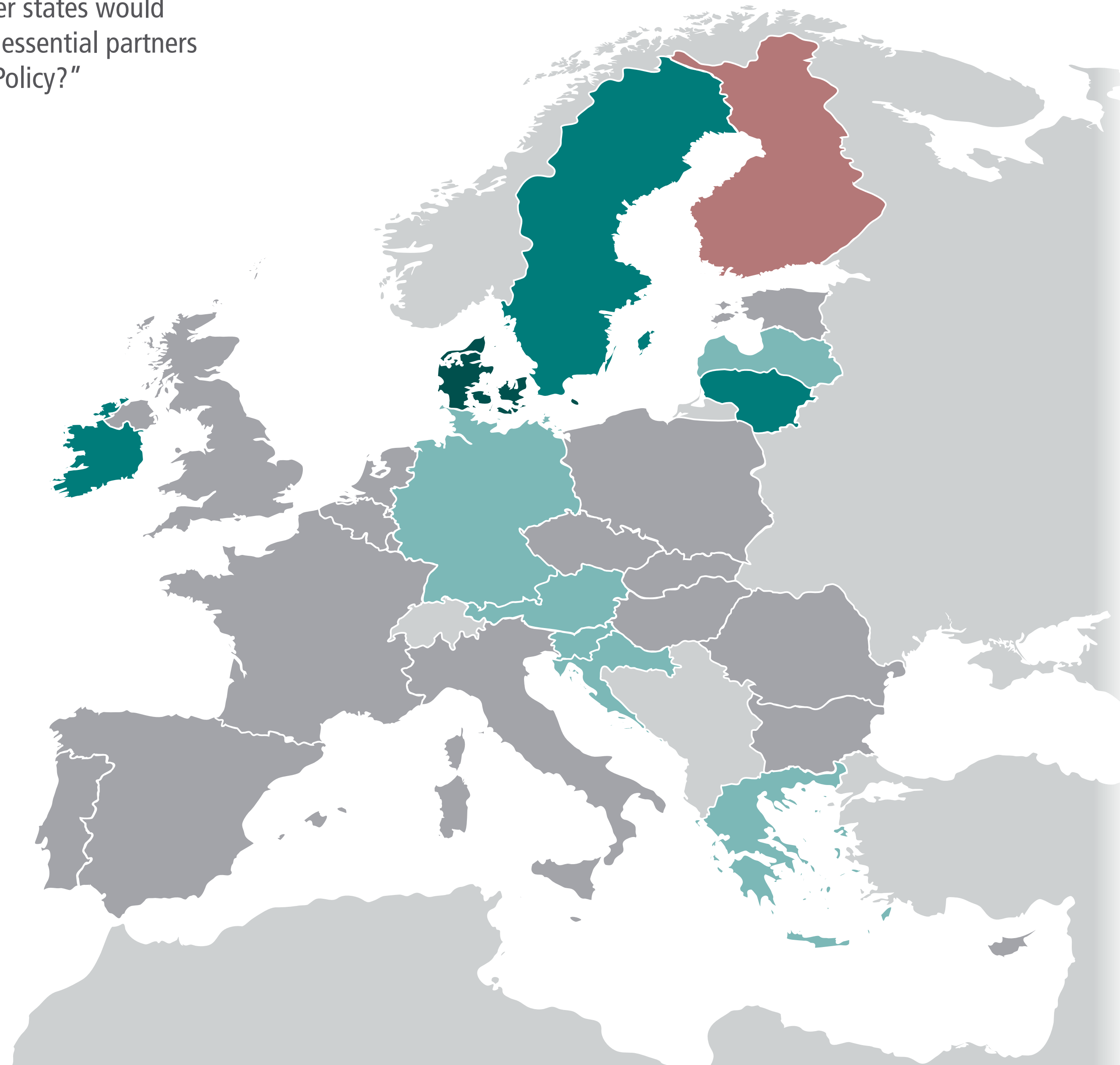
Partners Overview

Foreign and Development Policy

Security and Defense Policy

**Economic and Social Policy**

Fiscal Policy



Of 1567 votes by 279 respondents, Finland received 65 (4.1%)

- 7% Affluent 7
- 3% Big 6
- 3% Founding 6
- 3% Southern 7
- 1% Visegrád 4

Share of votes by group

- 15% Denmark
- 11% Ireland
- 11% Sweden
- 10% Lithuania
- 9% Austria
- 8% Latvia
- 7% Greece
- 7% Slovenia
- 6% Croatia
- 5% Germany
- 4% Netherlands
- 4% Portugal
- 3% Belgium
- 3% Italy
- 3% Romania
- 3% Spain
- 2% Bulgaria
- 2% Hungary
- 1% France

Share of votes by country

- Top %
- 10+ %
- 5-9 %
- 1-4 %

Rounded results. 0% shares not shown.

# Economic and Social Policy Votes for Finland by Finland

## Q12

“Which other EU member states would your government see as essential partners in Economic and Social Policy?”

- EU
- Big Six ▶
- Founding Six ▶
- Affluent Seven ▶
- Southern Seven ▶
- Visegrád Four ▶

- Austria
- Belgium
- Bulgaria
- Croatia
- Cyprus
- Czech Rep. ▶
- Denmark ▶
- Estonia
- Finland ▶**
- France ▶
- Germany ▶
- Greece
- Hungary ▶
- Ireland
- Italy ▶
- Latvia
- Lithuania
- Luxembourg
- Malta
- Netherlands ▶
- Poland ▶
- Portugal ▶
- Romania
- Slovakia
- Slovenia
- Spain ▶
- Sweden
- UK ▶

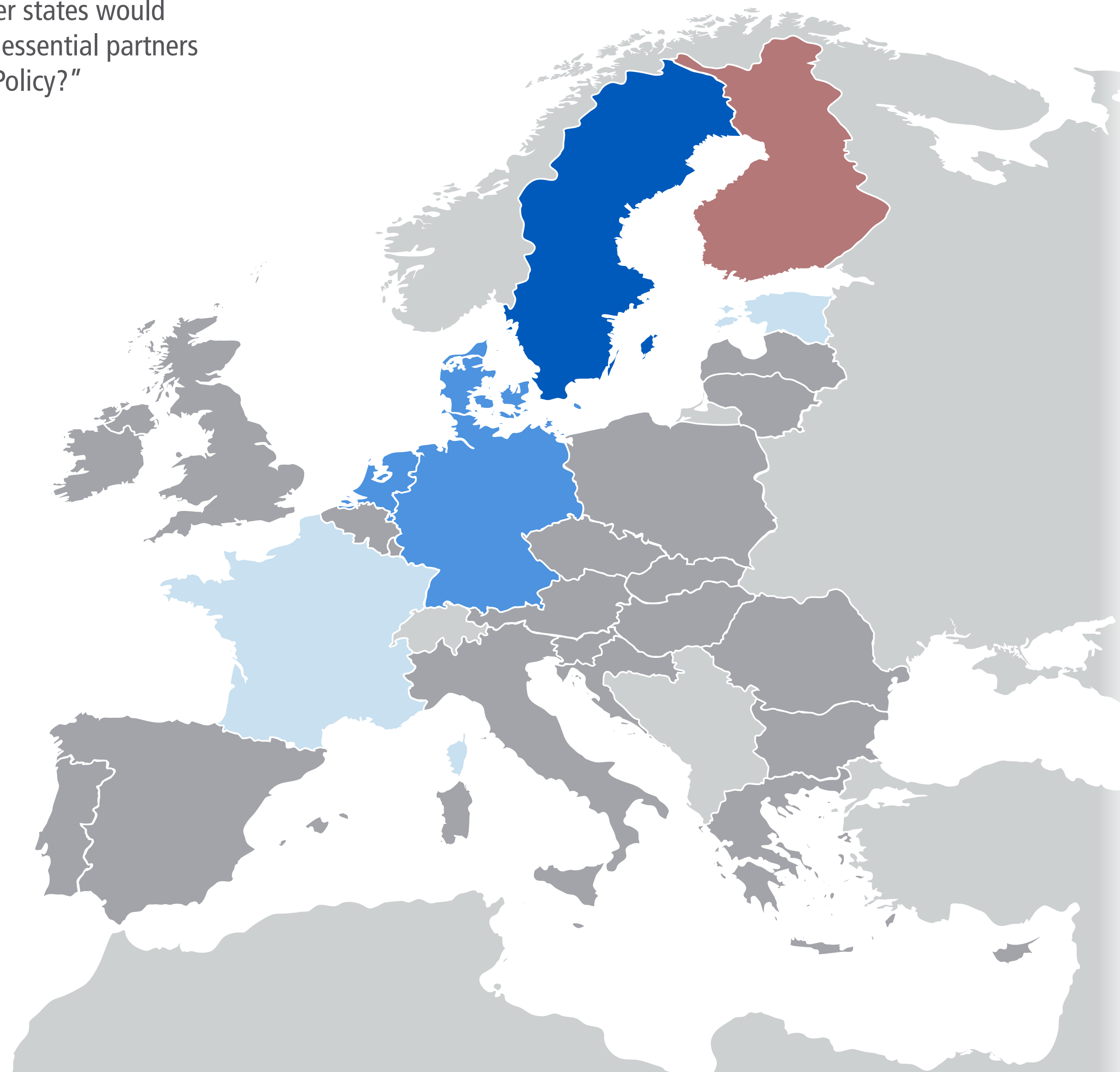
Partners Overview

Foreign and Development Policy

Security and Defense Policy

**Economic and Social Policy**

Fiscal Policy



Of 34 votes by 10 respondents, Sweden received the most: 9

- 62% Affluent 7
- 47% Founding 6
- 32% Big 6
- 6% Southern 7

Share of votes for group

- 26% Sweden
- 24% Germany
- 18% Denmark
- 12% Netherlands
- 6% Estonia
- 6% France
- 3% Belgium
- 3% Luxembourg
- 3% UK

Share of votes for country

- Top %
- 10+ %
- 5-9 %
- 1-4 %

Rounded results. 0% shares not shown.



Finland



Design

Findings

Chapters

Preferences

Influence

**Partners**

Policies

ecfr.eu/eucoalitionexplorer

# Economic and Social Policy Votes for France by France

## Q12


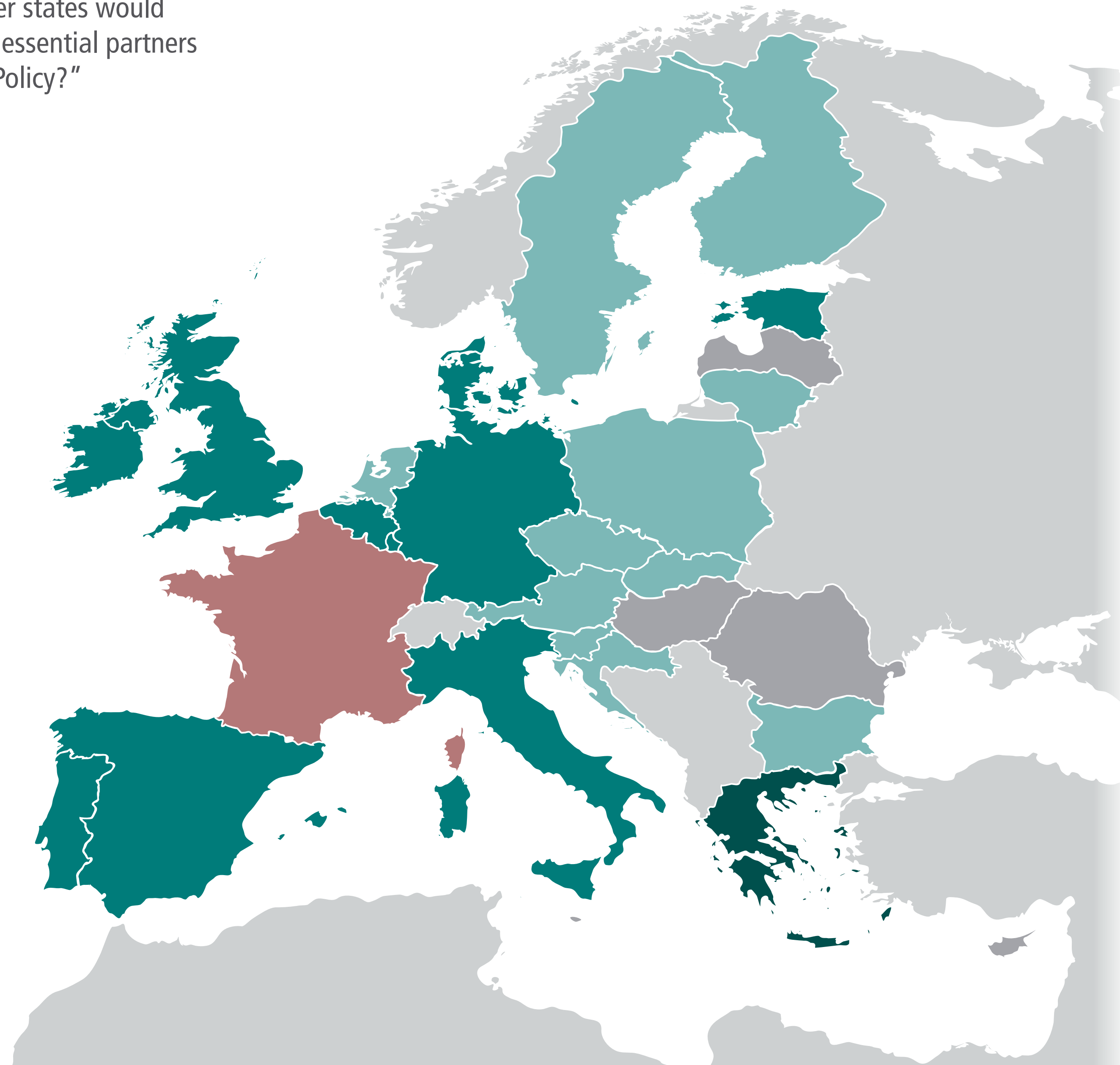
“Which other EU member states would your government see as essential partners in Economic and Social Policy?”

- EU
- Big Six ▶
- Founding Six ▶
- Affluent Seven ▶
- Southern Seven ▶
- Visegrád Four ▶

- Austria
- Belgium
- Bulgaria
- Croatia
- Cyprus
- Czech Rep. ▶
- Denmark ▶
- Estonia
- Finland ▶
- France ▶**
- Germany ▶
- Greece
- Hungary ▶
- Ireland
- Italy ▶
- Latvia
- Lithuania
- Luxembourg
- Malta
- Netherlands ▶
- Poland ▶
- Portugal ▶
- Romania
- Slovakia
- Slovenia
- Spain ▶
- Sweden
- UK ▶

### Partners Overview

- Foreign and Development Policy
- Security and Defense Policy
- Economic and Social Policy**
- Fiscal Policy



Of 1567 votes by 279 respondents, France received 141 (9%)

Share of votes by group	Group
10%	Affluent 7
10%	Big 6
10%	Founding 6
10%	Southern 7
5%	Visegrád 4

Share of votes by country	Country
21%	Greece
20%	Luxembourg
17%	UK
16%	Germany
16%	Ireland
14%	Belgium
13%	Spain
12%	Portugal
11%	Denmark
11%	Italy
10%	Estonia
9%	Netherlands
9%	Slovakia
8%	Bulgaria
7%	Czech Rep.
7%	Poland
7%	Slovenia
7%	Sweden
6%	Croatia
6%	Finland
6%	Lithuania
5%	Austria
4%	Latvia
4%	Romania
2%	Hungary

Rounded results. 0% shares not shown.

# Economic and Social Policy Votes for France by France

Q12

“Which other EU member states would your government see as essential partners in Economic and Social Policy?”

- EU
- Big Six ▶
- Founding Six ▶
- Affluent Seven ▶
- Southern Seven ▶
- Visegrád Four ▶

- Austria
- Belgium
- Bulgaria
- Croatia
- Cyprus
- Czech Rep. ▶
- Denmark ▶
- Estonia
- Finland ▶
- France ▶**
- Germany ▶
- Greece
- Hungary ▶
- Ireland
- Italy ▶
- Latvia
- Lithuania
- Luxembourg
- Malta
- Netherlands ▶
- Poland ▶
- Portugal ▶
- Romania
- Slovakia
- Slovenia
- Spain ▶
- Sweden
- UK ▶


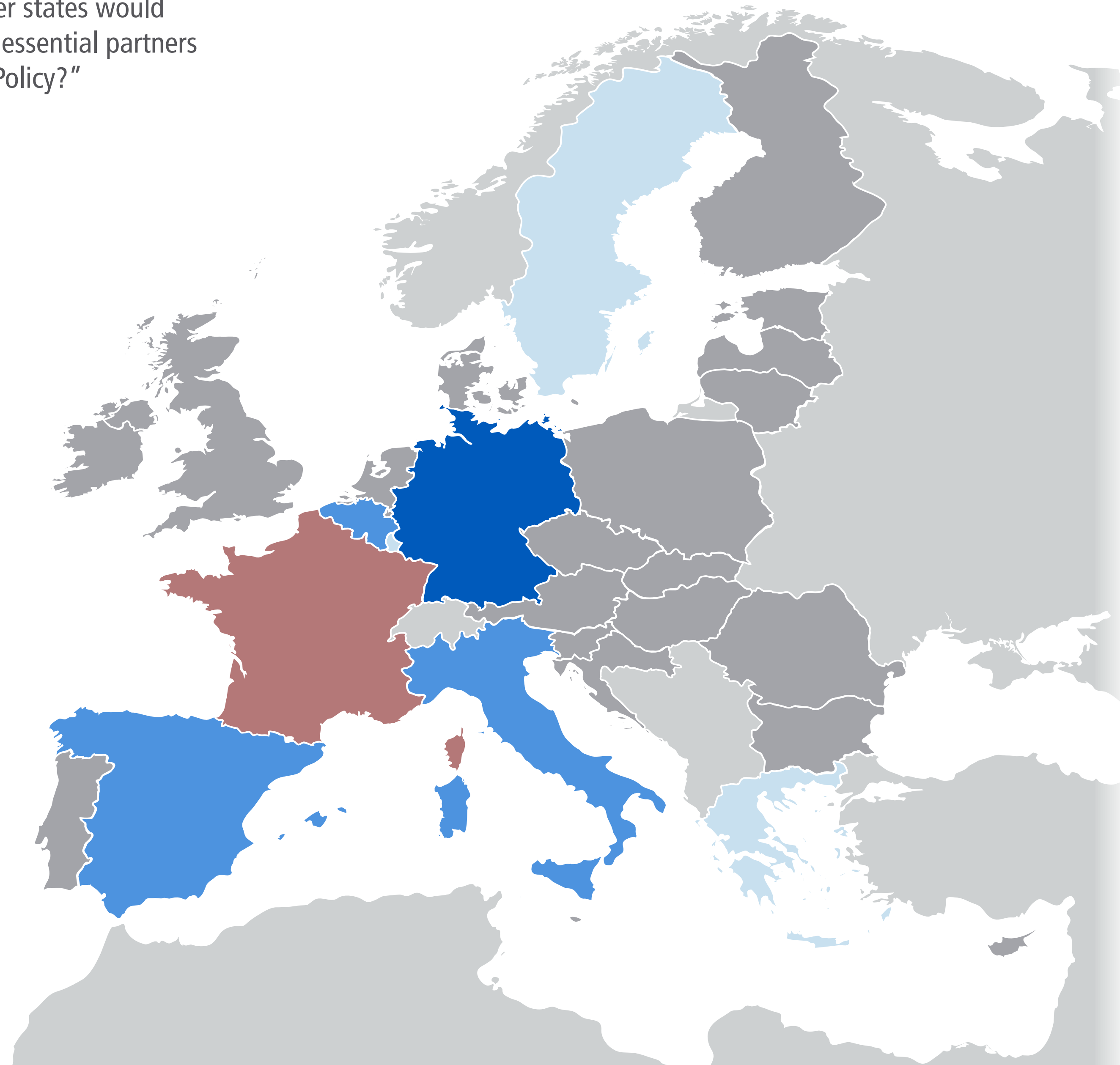
Partners Overview

Foreign and Development Policy

Security and Defense Policy

**Economic and Social Policy**

Fiscal Policy



Of 103 votes by 23 respondents, Germany received the most: 20

- 57% Founding 6
- 50% Big 6
- 38% Southern 7
- 34% Affluent 7
- 2% Visegrád 4

Share of votes for group

- 19% Germany
- 17% Italy
- 13% Belgium
- 11% Spain
- 7% Sweden
- 6% Greece
- 5% Luxembourg
- 4% Netherlands
- 3% Denmark
- 3% Portugal
- 2% Austria
- 2% Romania
- 2% UK
- 1% Croatia
- 1% Cyprus
- 1% Finland
- 1% Ireland
- 1% Malta
- 1% Poland
- 1% Slovakia

Share of votes for country

- Top %
- 10+ %
- 5-9 %
- 1-4 %

Rounded results. 0% shares not shown.



# Economic and Social Policy Votes for Germany by Germany

Q12


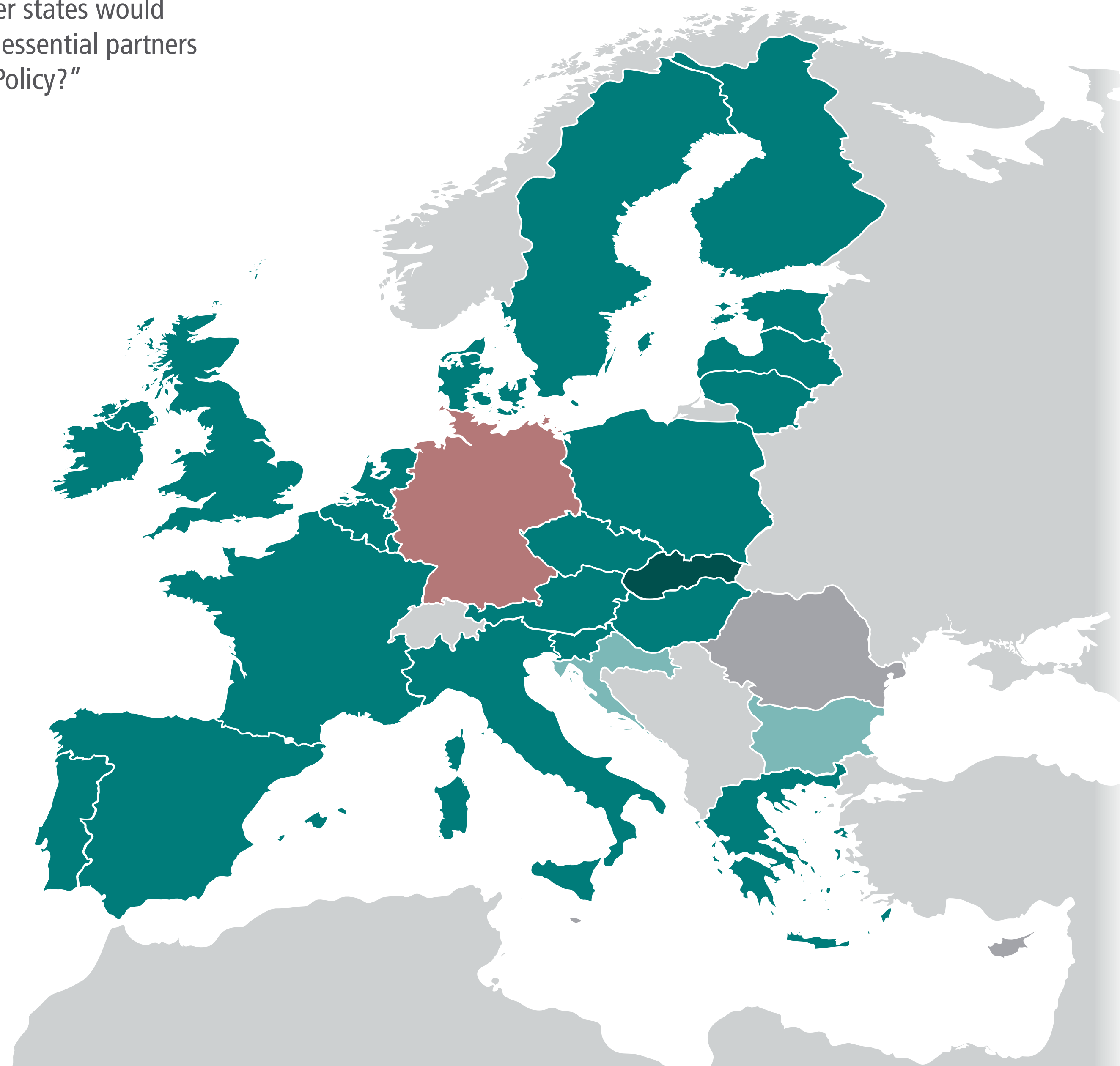
“Which other EU member states would your government see as essential partners in Economic and Social Policy?”

- EU
- Big Six ▶
- Founding Six ▶
- Affluent Seven ▶
- Southern Seven ▶
- Visegrád Four ▶

- Austria
- Belgium
- Bulgaria
- Croatia
- Cyprus
- Czech Rep. ▶
- Denmark ▶
- Estonia
- Finland ▶
- France ▶
- Germany ▶**
- Greece
- Hungary ▶
- Ireland
- Italy ▶
- Latvia
- Lithuania
- Luxembourg
- Malta
- Netherlands ▶
- Poland ▶
- Portugal ▶
- Romania
- Slovakia
- Slovenia
- Spain ▶
- Sweden
- UK ▶

Partners Overview

- Foreign and Development Policy
- Security and Defense Policy
- Economic and Social Policy**
- Fiscal Policy



Of 1567 votes by 279 respondents, Germany received 204 (13%)

Share of votes by group	Group
18%	Affluent 7
16%	Visegrád 4
14%	Southern 7
12%	Big 6
11%	Founding 6

Share of votes by country	Country
36%	Slovakia
27%	Austria
24%	Finland
22%	UK
21%	Poland
20%	Denmark
20%	Luxembourg
19%	France
18%	Sweden
16%	Czech Rep.
16%	Ireland
15%	Netherlands
15%	Slovenia
14%	Belgium
14%	Greece
14%	Portugal
13%	Latvia
13%	Lithuania
13%	Spain
12%	Hungary
11%	Italy
10%	Estonia
8%	Bulgaria
6%	Croatia
3%	Romania

Rounded results. 0% shares not shown.

# Economic and Social Policy Votes for Germany by Germany

Q12

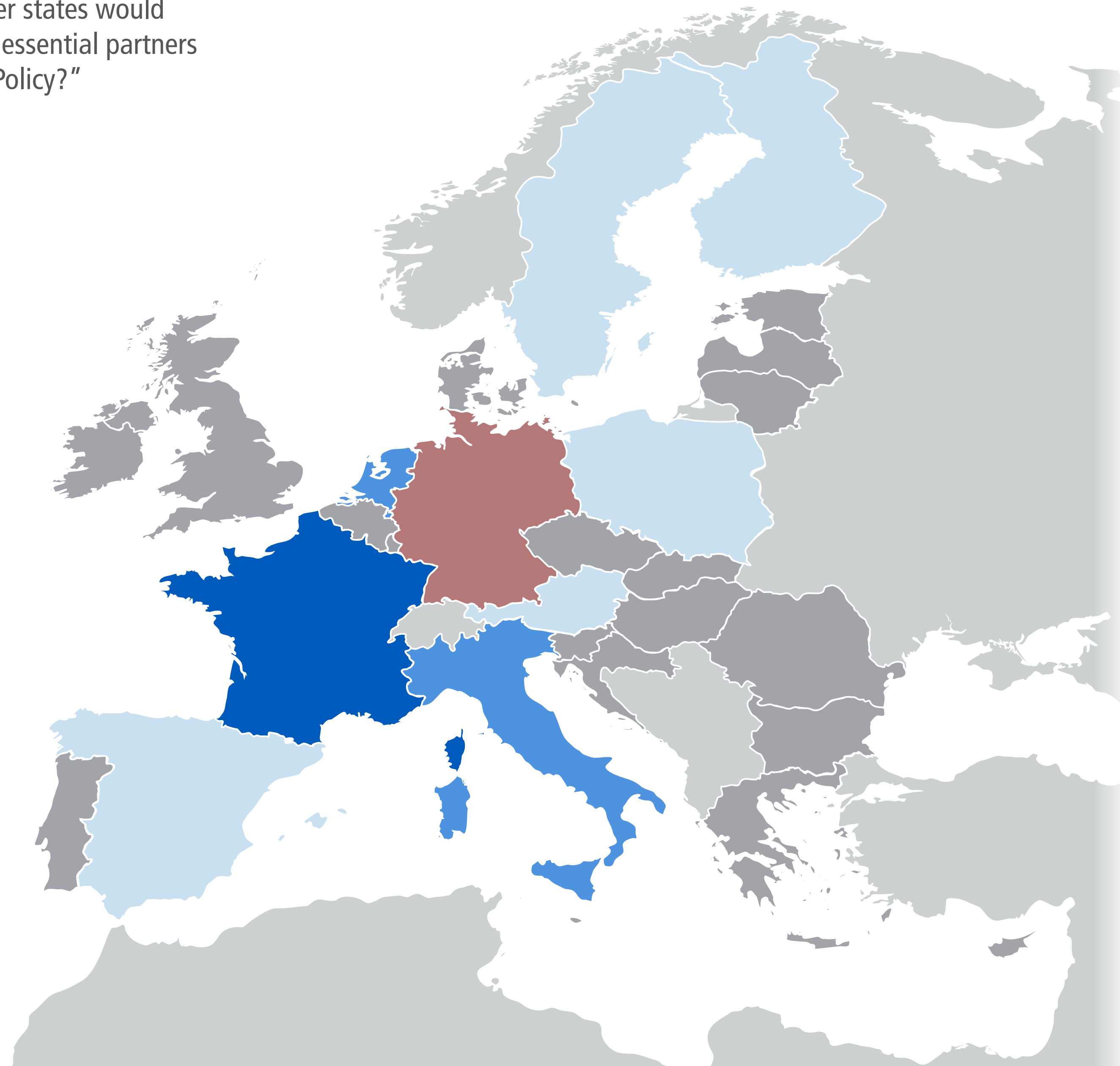
“Which other EU member states would your government see as essential partners in Economic and Social Policy?”

- EU
- Big Six ▶
- Founding Six ▶
- Affluent Seven ▶
- Southern Seven ▶
- Visegrád Four ▶

- Austria
- Belgium
- Bulgaria
- Croatia
- Cyprus
- Czech Rep. ▶
- Denmark ▶
- Estonia
- Finland ▶
- France ▶
- Germany ▶**
- Greece
- Hungary ▶
- Ireland
- Italy ▶
- Latvia
- Lithuania
- Luxembourg
- Malta
- Netherlands ▶
- Poland ▶
- Portugal ▶
- Romania
- Slovakia
- Slovenia
- Spain ▶
- Sweden
- UK ▶

## Partners Overview

- Foreign and Development Policy
- Security and Defense Policy
- Economic and Social Policy**
- Fiscal Policy



Of 126 votes by 21 respondents, France received the most: 20

Share of votes for group	Group
45%	Founding 6
40%	Big 6
38%	Affluent 7
38%	Southern 7
10%	Visegrád 4

Share of votes for country	Country
16%	France
12%	Netherlands
10%	Italy
7%	Austria
6%	Poland
6%	Spain
5%	Finland
5%	Sweden
4%	Belgium
4%	Luxembourg
4%	Portugal
3%	Ireland
3%	UK
2%	Czech Rep.
2%	Denmark
2%	Lithuania
2%	Romania
2%	Slovakia
1%	Bulgaria
1%	Cyprus
1%	Estonia
1%	Greece
1%	Hungary
1%	Latvia
1%	Malta
1%	Slovenia

Rounded results. 0% shares not shown.

# Economic and Social Policy Votes for Greece

Q12


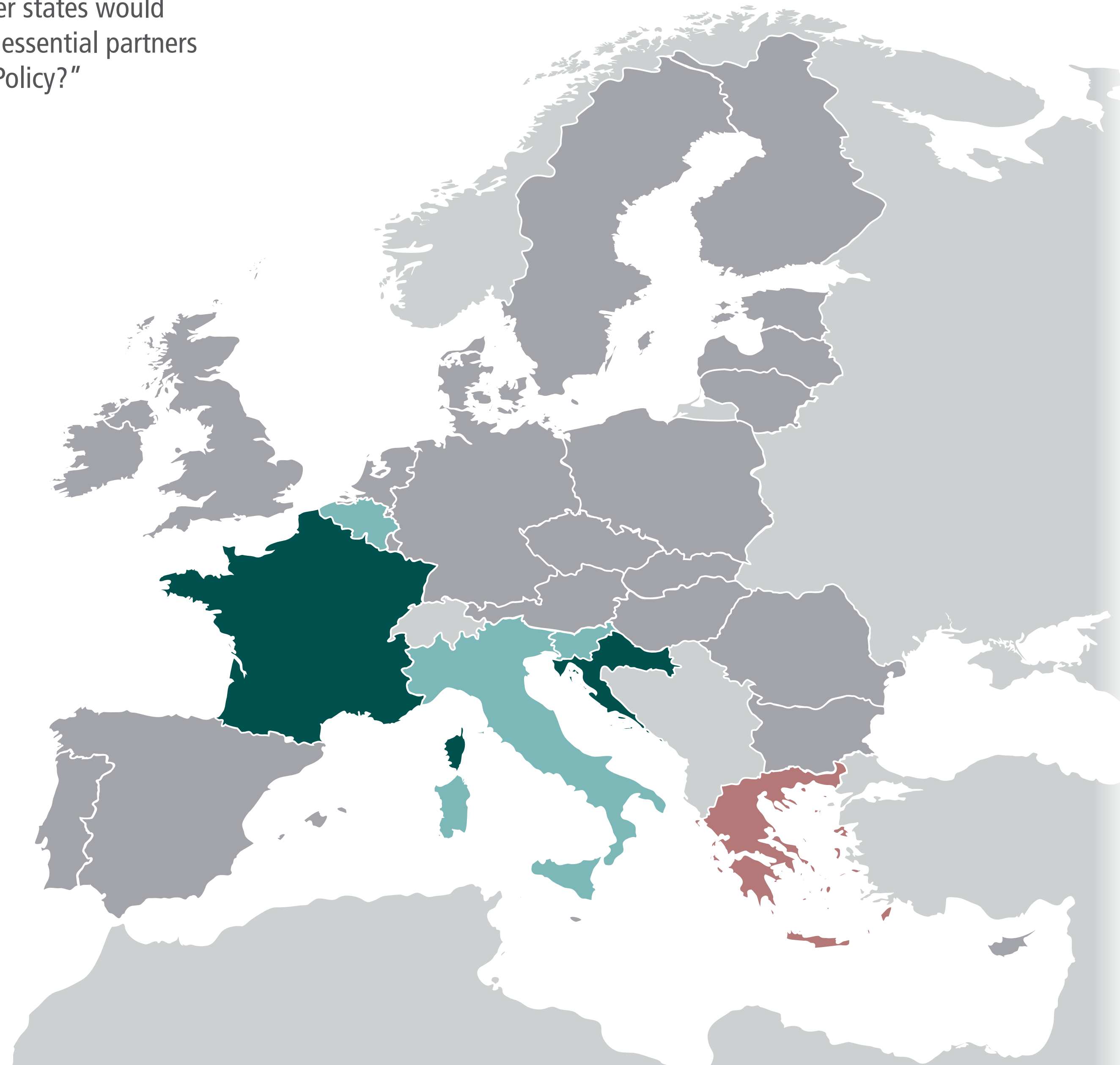
“Which other EU member states would your government see as essential partners in Economic and Social Policy?”

- EU
- Big Six ▶
- Founding Six ▶
- Affluent Seven ▶
- Southern Seven ▶
- Visegrád Four ▶

- Austria
- Belgium
- Bulgaria
- Croatia
- Cyprus
- Czech Rep. ▶
- Denmark ▶
- Estonia
- Finland ▶
- France ▶
- Germany ▶
- Greece**
- Hungary ▶
- Ireland
- Italy ▶
- Latvia
- Lithuania
- Luxembourg
- Malta
- Netherlands ▶
- Poland ▶
- Portugal ▶
- Romania
- Slovakia
- Slovenia
- Spain ▶
- Sweden
- UK ▶

## Partners Overview

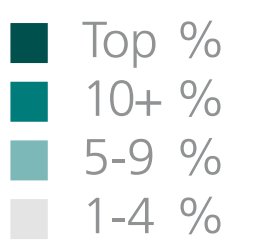
- Foreign and Development Policy
- Security and Defense Policy
- Economic and Social Policy**
- Fiscal Policy



Of 1567 votes by 279 respondents, Greece received 39 (2.5%)

Share of votes by group	Group
4%	Founding 6
4%	Southern 7
3%	Big 6
2%	Affluent 7

Share of votes by country	Country
6%	Croatia
6%	France
5%	Belgium
5%	Italy
5%	Slovenia
4%	Bulgaria
4%	Netherlands
4%	Portugal
3%	Spain
3%	UK
2%	Czech Rep.
2%	Romania
1%	Germany



Rounded results. 0% shares not shown.

# Economic and Social Policy Votes for Hungary by Hungary

Q12

“Which other EU member states would your government see as essential partners in Economic and Social Policy?”

- EU
- Big Six ▶
- Founding Six ▶
- Affluent Seven ▶
- Southern Seven ▶
- Visegrád Four ▶

- Austria
- Belgium
- Bulgaria
- Croatia
- Cyprus
- Czech Rep. ▶
- Denmark ▶
- Estonia
- Finland ▶
- France ▶
- Germany ▶
- Greece
- Hungary ▶**
- Ireland
- Italy ▶
- Latvia
- Lithuania
- Luxembourg
- Malta
- Netherlands ▶
- Poland ▶
- Portugal ▶
- Romania
- Slovakia
- Slovenia
- Spain ▶
- Sweden
- UK ▶

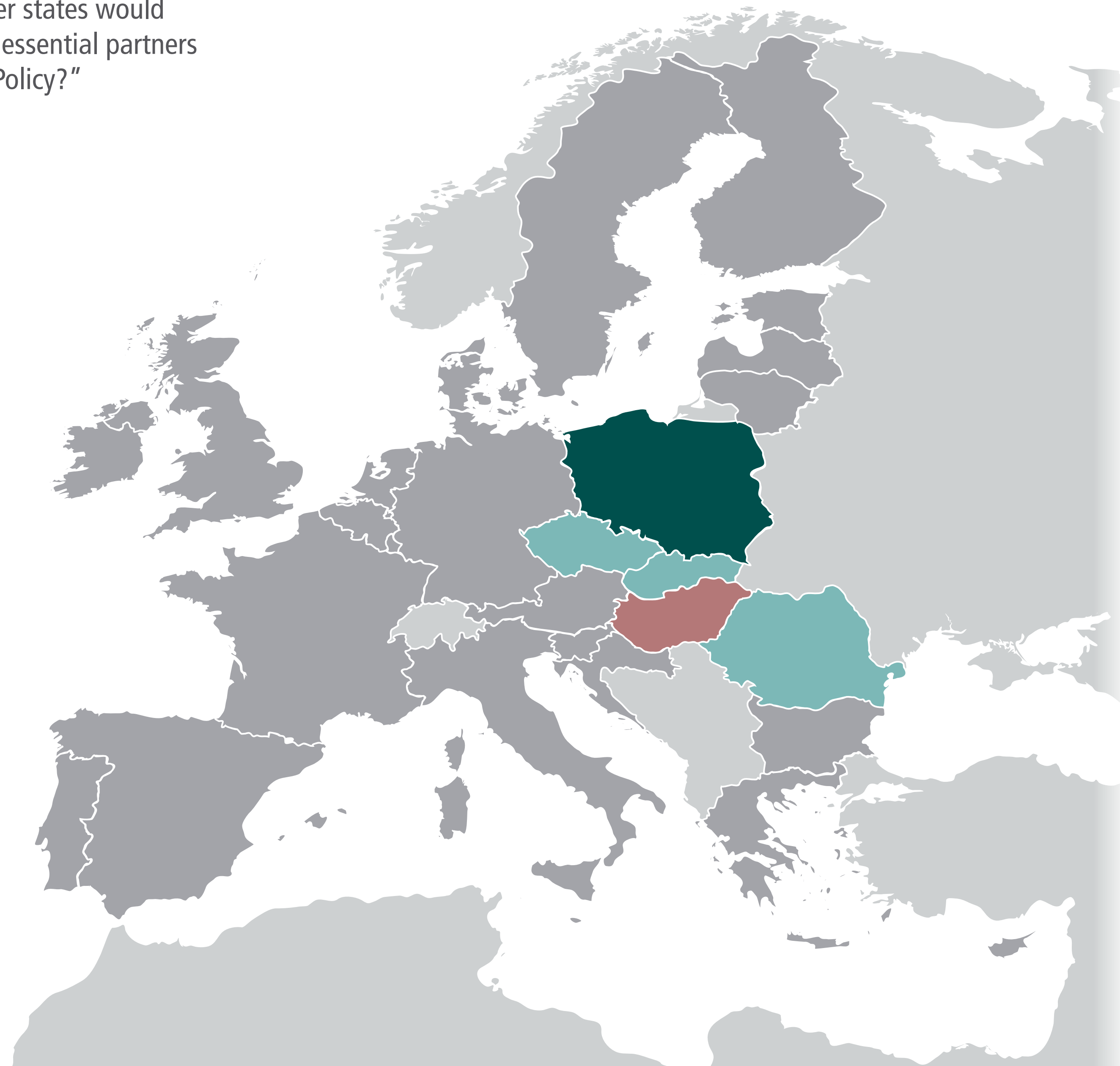
Partners Overview

Foreign and Development Policy

Security and Defense Policy

**Economic and Social Policy**

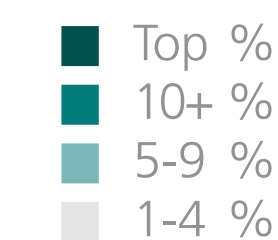
Fiscal Policy



Of 1567 votes by 279 respondents, Hungary received 27 (1.7%)

Share of votes by group	
5%	Visegrád 4
2%	Big 6
1%	Affluent 7
1%	Founding 6
1%	Southern 7

Share of votes by country	
10%	Poland
9%	Czech Rep.
9%	Slovakia
5%	Romania
4%	Bulgaria
2%	Belgium
2%	Italy
2%	Lithuania
1%	Germany
1%	Netherlands
1%	Spain



Rounded results. 0% shares not shown.

# Economic and Social Policy Votes for Hungary by Hungary

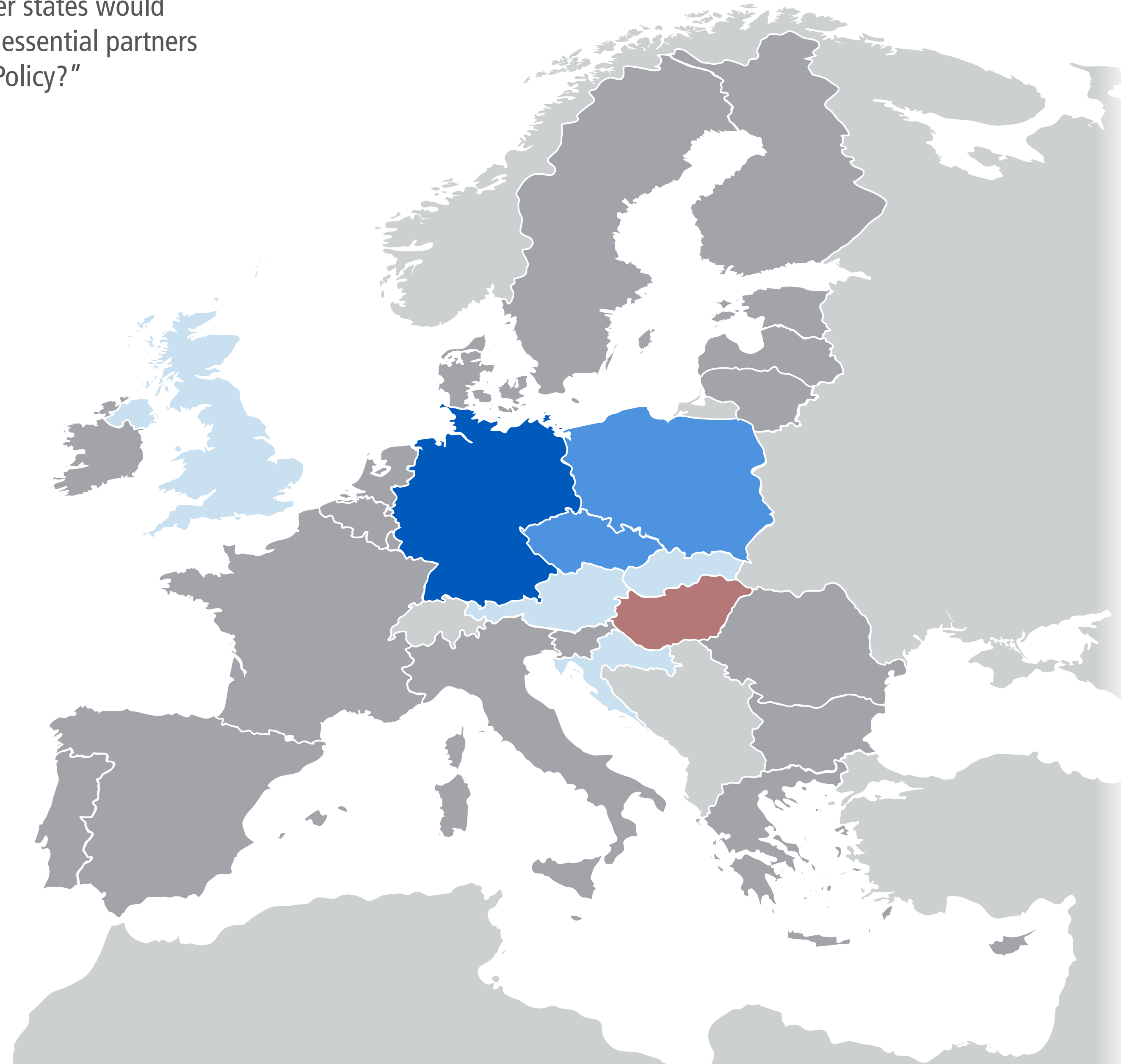
Q12

“Which other EU member states would your government see as essential partners in Economic and Social Policy?”

- EU
- Big Six ▶
- Founding Six ▶
- Affluent Seven ▶
- Southern Seven ▶
- Visegrád Four ▶

- Austria
- Belgium
- Bulgaria
- Croatia
- Cyprus
- Czech Rep. ▶
- Denmark ▶
- Estonia
- Finland ▶
- France ▶
- Germany ▶
- Greece
- Hungary ▶**
- Ireland
- Italy ▶
- Latvia
- Lithuania
- Luxembourg
- Malta
- Netherlands ▶
- Poland ▶
- Portugal ▶
- Romania
- Slovakia
- Slovenia
- Spain ▶
- Sweden
- UK ▶

- Partners Overview
- Foreign and Development Policy
- Security and Defense Policy
- Economic and Social Policy**
- Fiscal Policy



Of 104 votes by 20 respondents, Germany received the most: 12

Share of votes for group	Group
32%	Big 6
26%	Visegrád 4
21%	Founding 6
20%	Affluent 7
10%	Southern 7

Share of votes for country	Country
12%	Germany
10%	Czech Rep.
10%	Poland
8%	Austria
7%	Slovakia
6%	Croatia
6%	UK
4%	Slovenia
3%	Bulgaria
3%	Ireland
3%	Latvia
3%	Romania
3%	Sweden
2%	Belgium
2%	Denmark
2%	Estonia
2%	Finland
2%	France
2%	Italy
2%	Lithuania
2%	Luxembourg
2%	Malta
2%	Netherlands
2%	Portugal
1%	Cyprus
1%	Spain

Rounded results. 0% shares not shown.

# Economic and Social Policy Votes for Ireland

Q12


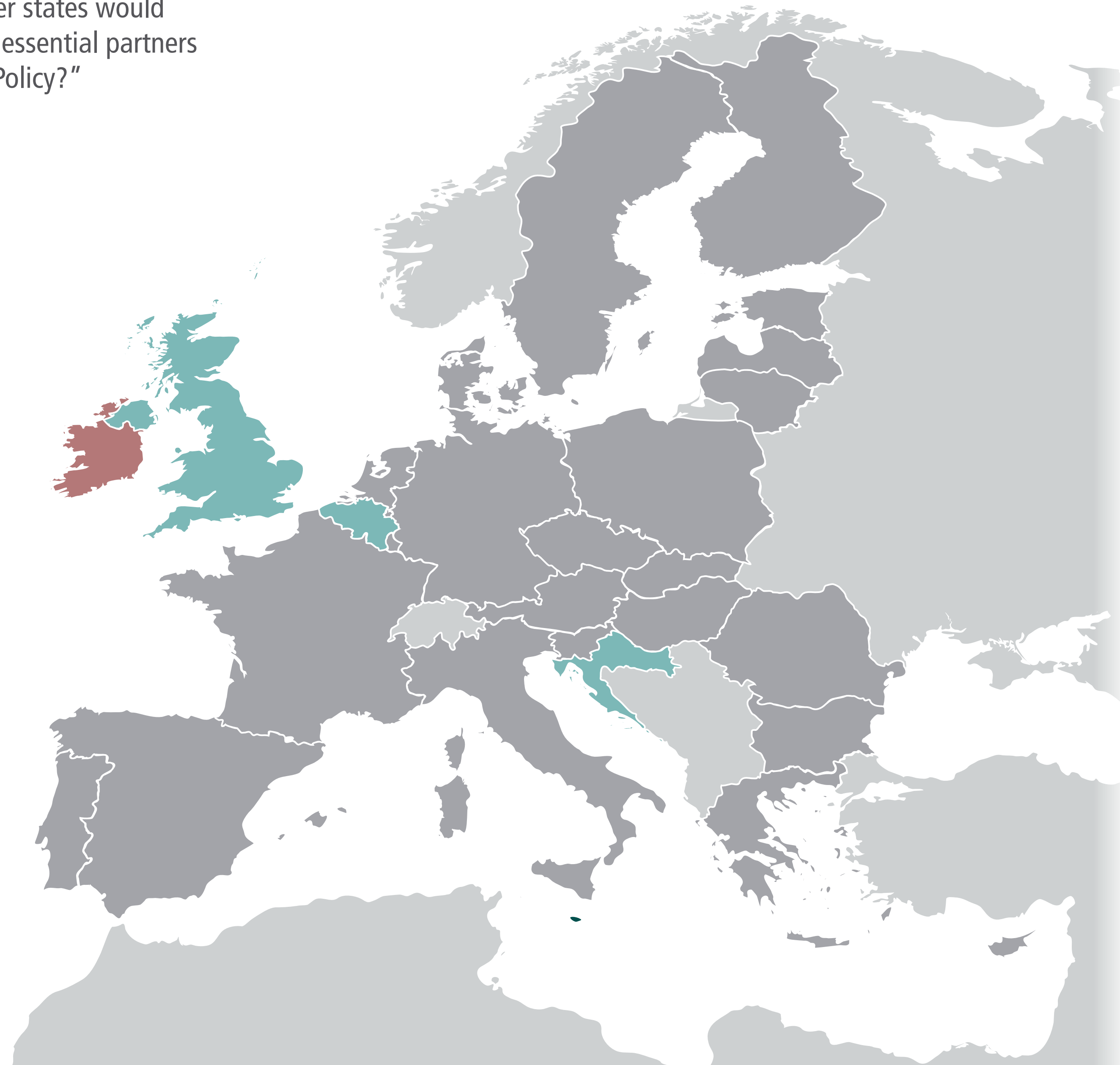
“Which other EU member states would your government see as essential partners in Economic and Social Policy?”

- EU
- Big Six ▶
- Founding Six ▶
- Affluent Seven ▶
- Southern Seven ▶
- Visegrád Four ▶

- Austria
- Belgium
- Bulgaria
- Croatia
- Cyprus
- Czech Rep. ▶
- Denmark ▶
- Estonia
- Finland ▶
- France ▶
- Germany ▶
- Greece
- Hungary ▶
- Ireland
- Italy ▶
- Latvia
- Lithuania
- Luxembourg
- Malta
- Netherlands ▶
- Poland ▶
- Portugal ▶
- Romania
- Slovakia
- Slovenia
- Spain ▶
- Sweden
- UK ▶

## Partners Overview

- Foreign and Development Policy
- Security and Defense Policy
- Economic and Social Policy
- Fiscal Policy



Of 1567 votes by 279 respondents, Ireland received 41 (2.6%)

Share of votes by group
3%
3%
3%
2%
1%

Share of votes by country
50%
8%
7%
6%
4%
4%
4%
4%
3%
3%
3%
3%
3%
2%
2%
1%
1%
1%

- Top %
- 10+ %
- 5-9 %
- 1-4 %

Rounded results. 0% shares not shown.

# Economic and Social Policy Votes for Italy by Italy

## Q12

“Which other EU member states would your government see as essential partners in Economic and Social Policy?”

- EU
- Big Six ▶
- Founding Six ▶
- Affluent Seven ▶
- Southern Seven ▶
- Visegrád Four ▶

- Austria
- Belgium
- Bulgaria
- Croatia
- Cyprus
- Czech Rep. ▶
- Denmark ▶
- Estonia
- Finland ▶
- France ▶
- Germany ▶
- Greece
- Hungary ▶
- Ireland
- Italy ▶**
- Latvia
- Lithuania
- Luxembourg
- Malta
- Netherlands ▶
- Poland ▶
- Portugal ▶
- Romania
- Slovakia
- Slovenia
- Spain ▶
- Sweden
- UK ▶


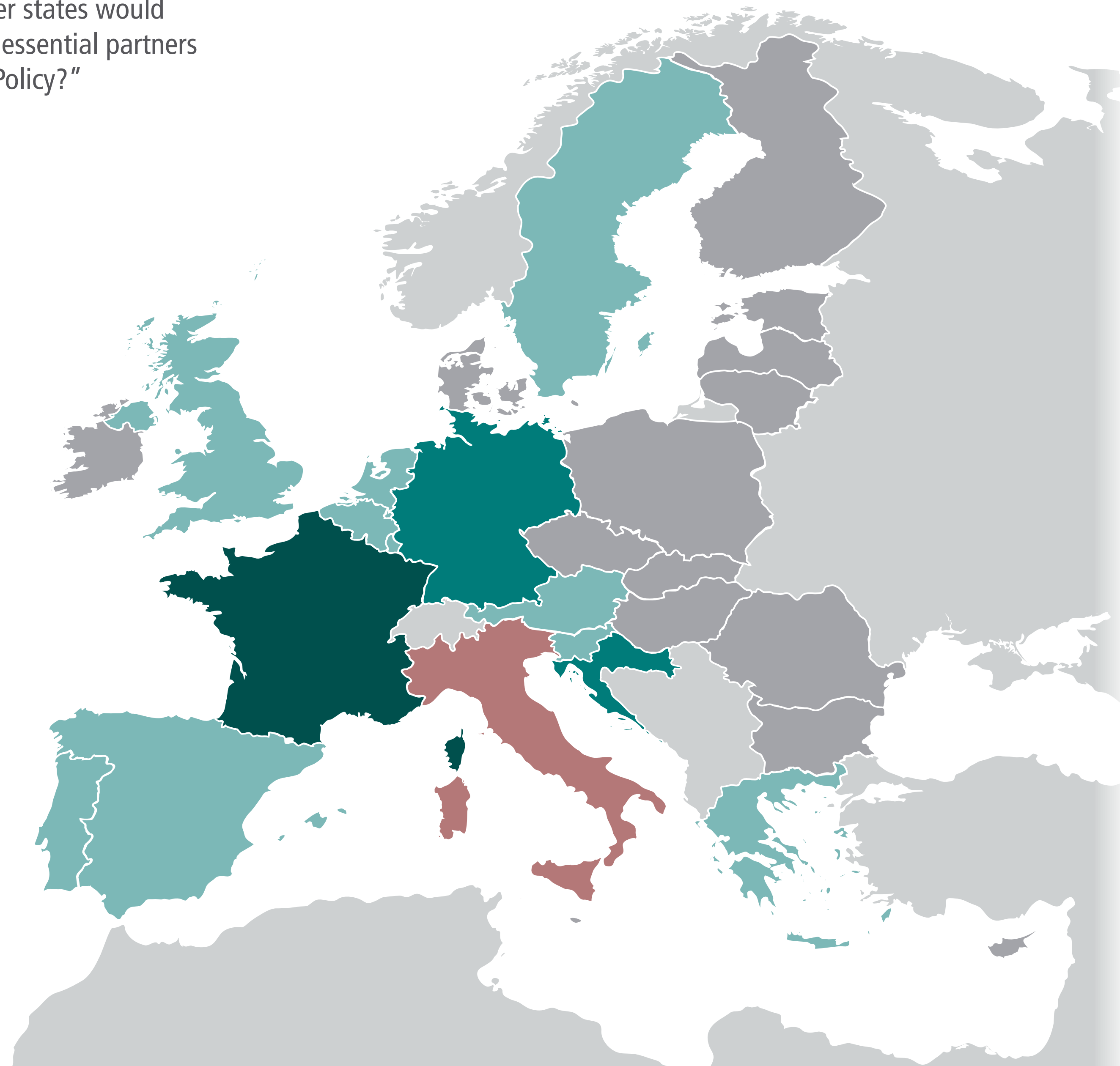
Partners Overview

Foreign and Development Policy

Security and Defense Policy

**Economic and Social Policy**

Fiscal Policy



Of 1567 votes by 279 respondents, Italy received 80 (5.1%)

Share of votes by group	
7%	Big 6
7%	Founding 6
7%	Southern 7
4%	Affluent 7
1%	Visegrád 4

Share of votes by country	
17%	France
12%	Croatia
10%	Germany
9%	Belgium
9%	Portugal
8%	Spain
7%	Greece
7%	Luxembourg
7%	Netherlands
7%	Sweden
6%	UK
5%	Austria
5%	Slovenia
4%	Bulgaria
4%	Latvia
4%	Romania
2%	Hungary

- Top %
- 10+ %
- 5-9 %
- 1-4 %

Rounded results. 0% shares not shown.

# Economic and Social Policy Votes for Italy by Italy

## Q12


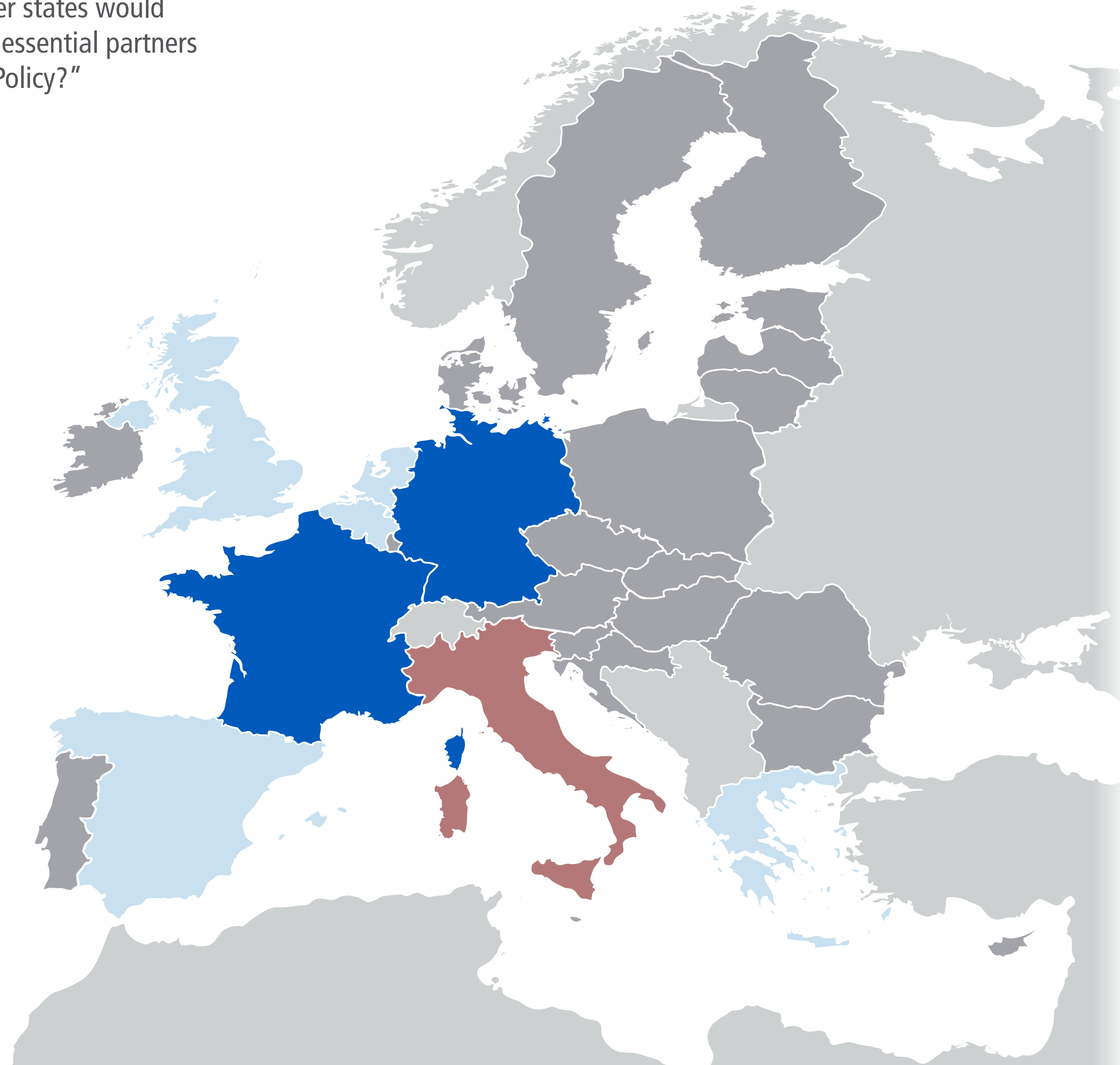
“Which other EU member states would your government see as essential partners in Economic and Social Policy?”

- EU
- Big Six ▶
- Founding Six ▶
- Affluent Seven ▶
- Southern Seven ▶
- Visegrád Four ▶

- Austria
- Belgium
- Bulgaria
- Croatia
- Cyprus
- Czech Rep. ▶
- Denmark ▶
- Estonia
- Finland ▶
- France ▶
- Germany ▶
- Greece
- Hungary ▶
- Ireland
- Italy ▶**
- Latvia
- Lithuania
- Luxembourg
- Malta
- Netherlands ▶
- Poland ▶
- Portugal ▶
- Romania
- Slovakia
- Slovenia
- Spain ▶
- Sweden
- UK ▶

### Partners Overview

- Foreign and Development Policy
- Security and Defense Policy
- Economic and Social Policy**
- Fiscal Policy



Of 177 votes by 23 respondents, France received the most: 19

Share of votes for group	Group
36%	Big 6
36%	Founding 6
30%	Southern 7
26%	Affluent 7
8%	Visegrád 4

Share of votes for country	Country
11%	France
11%	Germany
6%	Netherlands
6%	Spain
5%	Belgium
5%	Greece
5%	UK
4%	Luxembourg
3%	Austria
3%	Cyprus
3%	Finland
3%	Ireland
3%	Poland
3%	Portugal
3%	Slovenia
3%	Sweden
2%	Bulgaria
2%	Croatia
2%	Denmark
2%	Estonia
2%	Hungary
2%	Latvia
2%	Lithuania
2%	Malta
2%	Romania
2%	Slovakia
1%	Czech Rep.

■ Top %  
 ■ 10+ %  
 ■ 5-9 %  
 ■ 1-4 %

Rounded results. 0% shares not shown.



# Economic and Social Policy Votes for Latvia

Q12


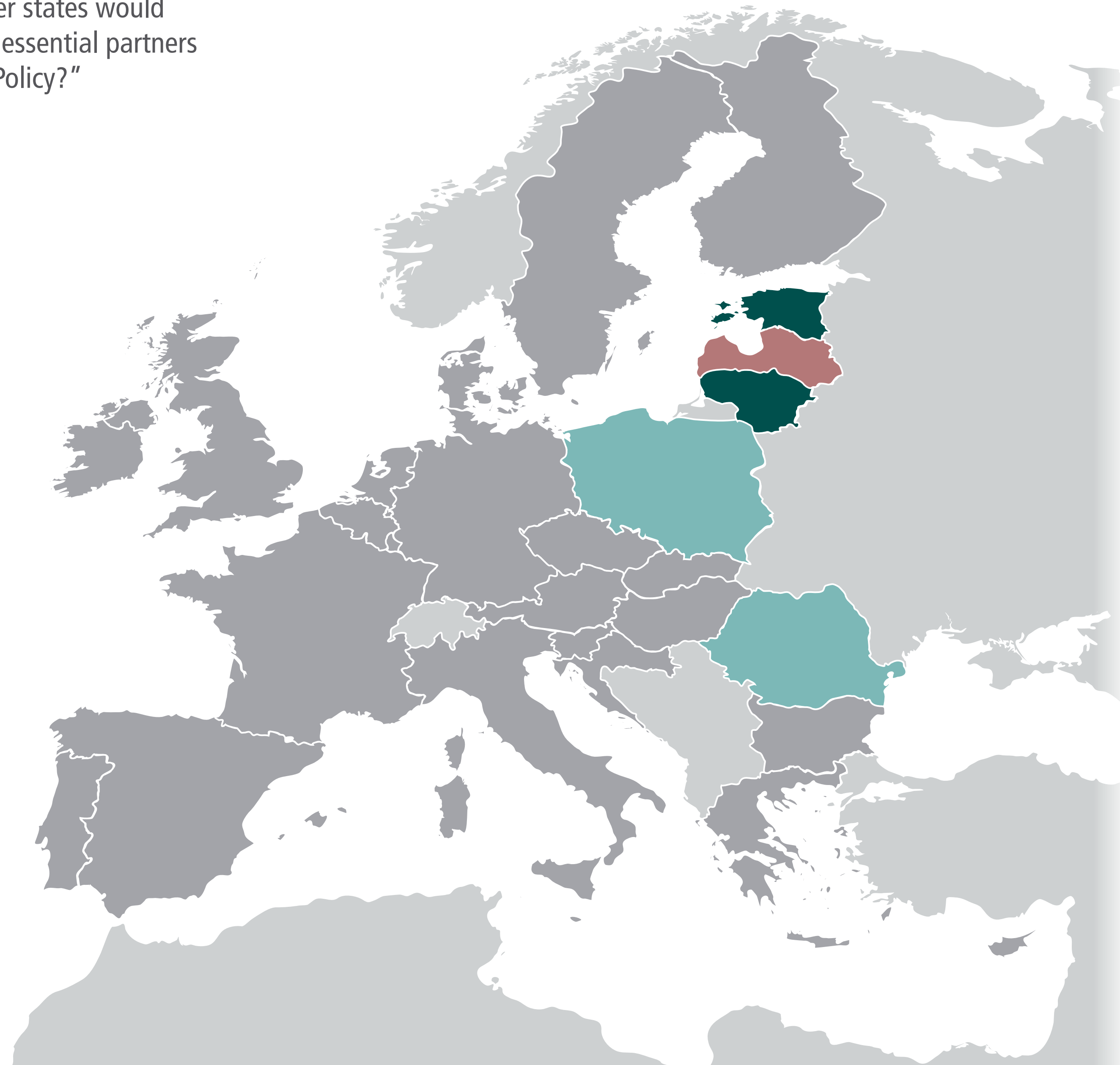
“Which other EU member states would your government see as essential partners in Economic and Social Policy?”

- EU
- Big Six ▶
- Founding Six ▶
- Affluent Seven ▶
- Southern Seven ▶
- Visegrád Four ▶

- Austria
- Belgium
- Bulgaria
- Croatia
- Cyprus
- Czech Rep. ▶
- Denmark ▶
- Estonia
- Finland ▶
- France ▶
- Germany ▶
- Greece
- Hungary ▶
- Ireland
- Italy ▶
- Latvia**
- Lithuania
- Luxembourg
- Malta
- Netherlands ▶
- Poland ▶
- Portugal ▶
- Romania
- Slovakia
- Slovenia
- Spain ▶
- Sweden
- UK ▶

## Partners Overview

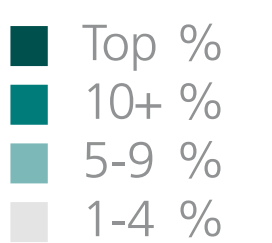
- Foreign and Development Policy
- Security and Defense Policy
- Economic and Social Policy**
- Fiscal Policy



Of 1567 votes by 279 respondents, Latvia received 33 (2.1%)

Share of votes by group	Group
4%	Visegrád 4
2%	Big 6
2%	Southern 7
1%	Affluent 7
1%	Founding 6

Share of votes by country	Country
10%	Estonia
10%	Lithuania
7%	Poland
5%	Romania
4%	Bulgaria
4%	Sweden
3%	Hungary
3%	Spain
2%	Czech Rep.
2%	Italy
1%	Germany
1%	Netherlands



Rounded results. 0% shares not shown.

# Economic and Social Policy Votes for Lithuania

Q12


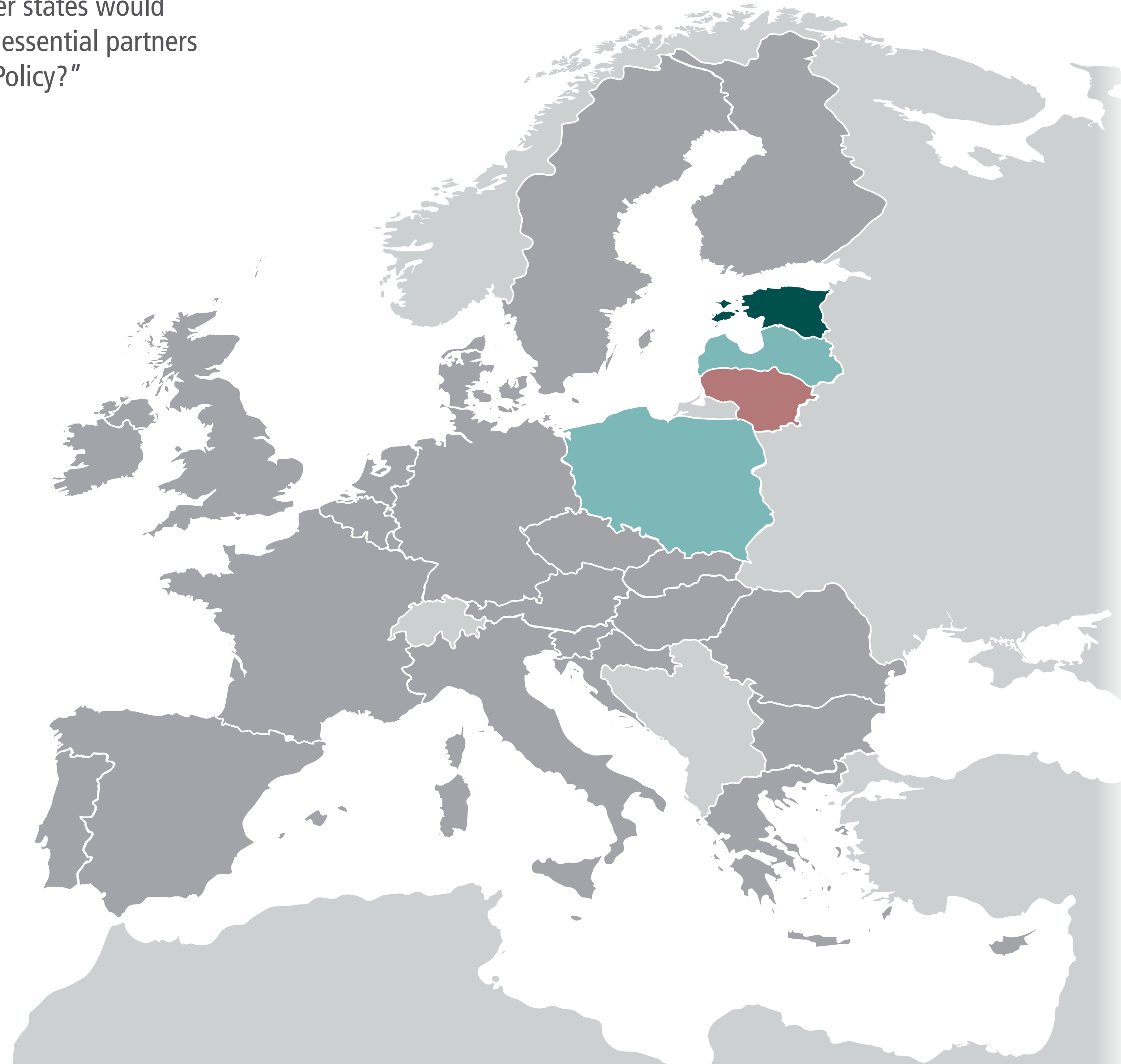
“Which other EU member states would your government see as essential partners in Economic and Social Policy?”

- EU
- Big Six ▶
- Founding Six ▶
- Affluent Seven ▶
- Southern Seven ▶
- Visegrád Four ▶

- Austria
- Belgium
- Bulgaria
- Croatia
- Cyprus
- Czech Rep. ▶
- Denmark ▶
- Estonia
- Finland ▶
- France ▶
- Germany ▶
- Greece
- Hungary ▶
- Ireland
- Italy ▶
- Latvia
- Lithuania**
- Luxembourg
- Malta
- Netherlands ▶
- Poland ▶
- Portugal ▶
- Romania
- Slovakia
- Slovenia
- Spain ▶
- Sweden
- UK ▶

## Partners Overview

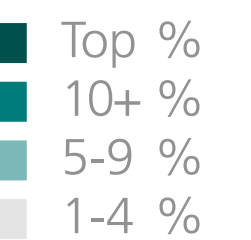
- Foreign and Development Policy
- Security and Defense Policy
- Economic and Social Policy**
- Fiscal Policy



Of 1567 votes by 279 respondents, Lithuania received 30 (1.9%)

Share of votes by group	Group
3%	Visegrád 4
2%	Big 6
2%	Southern 7
1%	Affluent 7
1%	Founding 6

Share of votes by country	Country
10%	Estonia
8%	Latvia
7%	Poland
4%	Romania
4%	Sweden
3%	Spain
2%	Belgium
2%	Bulgaria
2%	Czech Rep.
2%	Germany
2%	Hungary
2%	Italy
1%	Netherlands



Rounded results. 0% shares not shown.

# Economic and Social Policy Votes for Luxembourg

## Q12


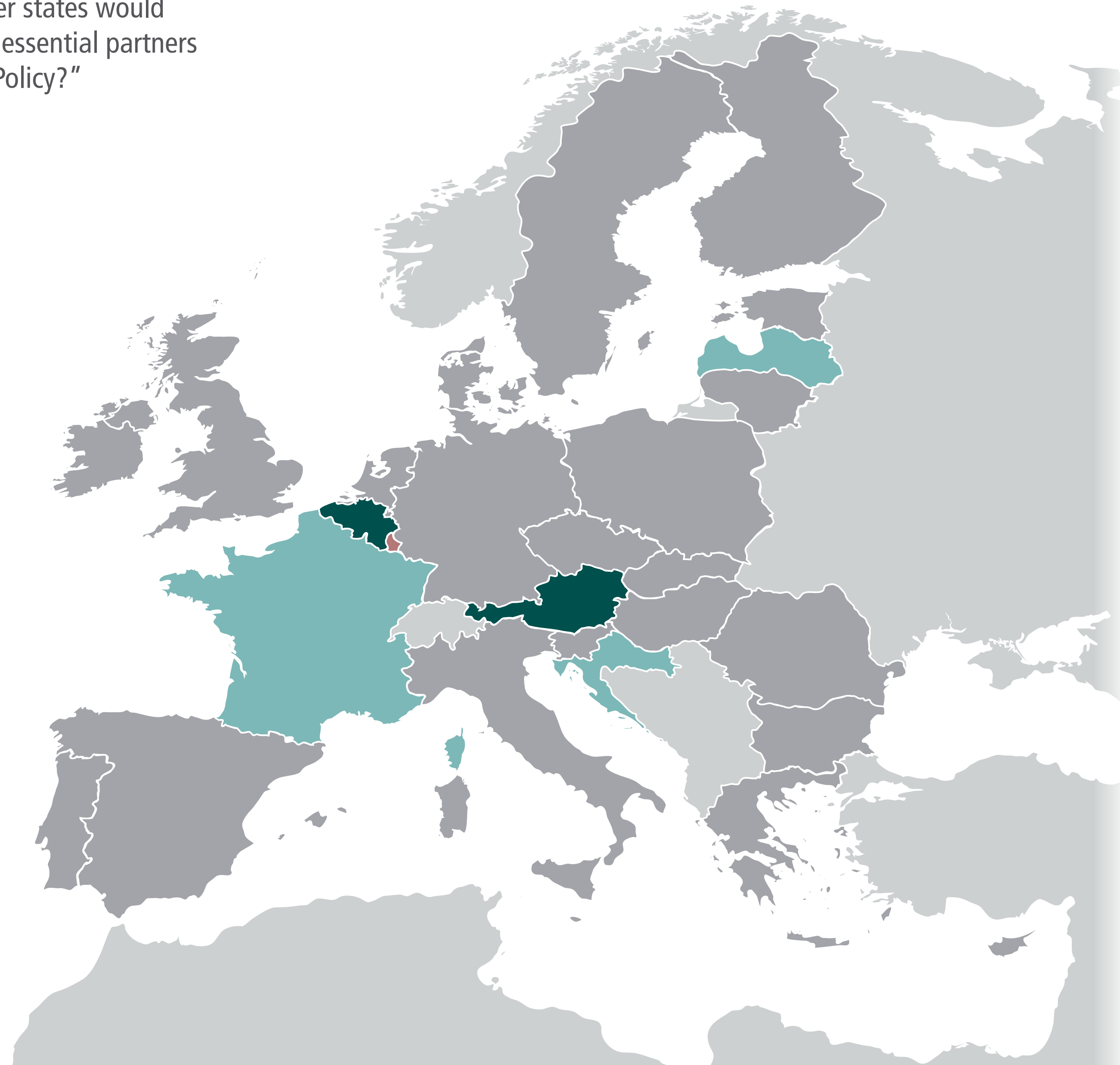
“Which other EU member states would your government see as essential partners in Economic and Social Policy?”

- EU
- Big Six ▶
- Founding Six ▶
- Affluent Seven ▶
- Southern Seven ▶
- Visegrád Four ▶

- Austria
- Belgium
- Bulgaria
- Croatia
- Cyprus
- Czech Rep. ▶
- Denmark ▶
- Estonia
- Finland ▶
- France ▶
- Germany ▶
- Greece
- Hungary ▶
- Ireland
- Italy ▶
- Latvia
- Lithuania
- Luxembourg**
- Malta
- Netherlands ▶
- Poland ▶
- Portugal ▶
- Romania
- Slovakia
- Slovenia
- Spain ▶
- Sweden
- UK ▶

### Partners Overview

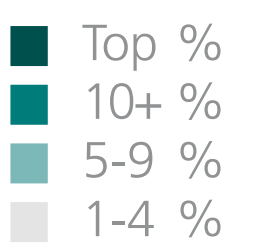
- Foreign and Development Policy
- Security and Defense Policy
- Economic and Social Policy**
- Fiscal Policy



Of 1567 votes by 279 respondents, Luxembourg received 51 (3.3%)

Share of votes by group	
5%	Founding 6
4%	Affluent 7
4%	Big 6
4%	Southern 7
1%	Visegrád 4

Share of votes by country	
9%	Austria
9%	Belgium
8%	Latvia
6%	Croatia
5%	France
4%	Germany
4%	Italy
4%	Netherlands
4%	Portugal
4%	Romania
4%	Sweden
3%	Finland
3%	Spain
3%	UK
2%	Bulgaria
2%	Hungary
2%	Slovenia



Rounded results. 0% shares not shown.

# Economic and Social Policy Votes for Malta

Q12


“Which other EU member states would your government see as essential partners in Economic and Social Policy?”

- EU
- Big Six ▶
- Founding Six ▶
- Affluent Seven ▶
- Southern Seven ▶
- Visegrád Four ▶

- Austria
- Belgium
- Bulgaria
- Croatia
- Cyprus
- Czech Rep. ▶
- Denmark ▶
- Estonia
- Finland ▶
- France ▶
- Germany ▶
- Greece
- Hungary ▶
- Ireland
- Italy ▶
- Latvia
- Lithuania
- Luxembourg
- Malta**
- Netherlands ▶
- Poland ▶
- Portugal ▶
- Romania
- Slovakia
- Slovenia
- Spain ▶
- Sweden
- UK ▶

## Partners Overview

- Foreign and Development Policy
- Security and Defense Policy
- Economic and Social Policy**
- Fiscal Policy



Of 1567 votes by 279 respondents, Malta received 19 (1.2%)

2%	Big 6	Share of votes by group
2%	Southern 7	
1%	Founding 6	
1%	Visegrád 4	

4%	Romania	Share of votes by country
3%	Spain	
2%	Bulgaria	
2%	Hungary	
2%	Italy	
1%	France	
1%	Germany	
1%	Netherlands	

- Top %
- 10+ %
- 5-9 %
- 1-4 %

Rounded results. 0% shares not shown.

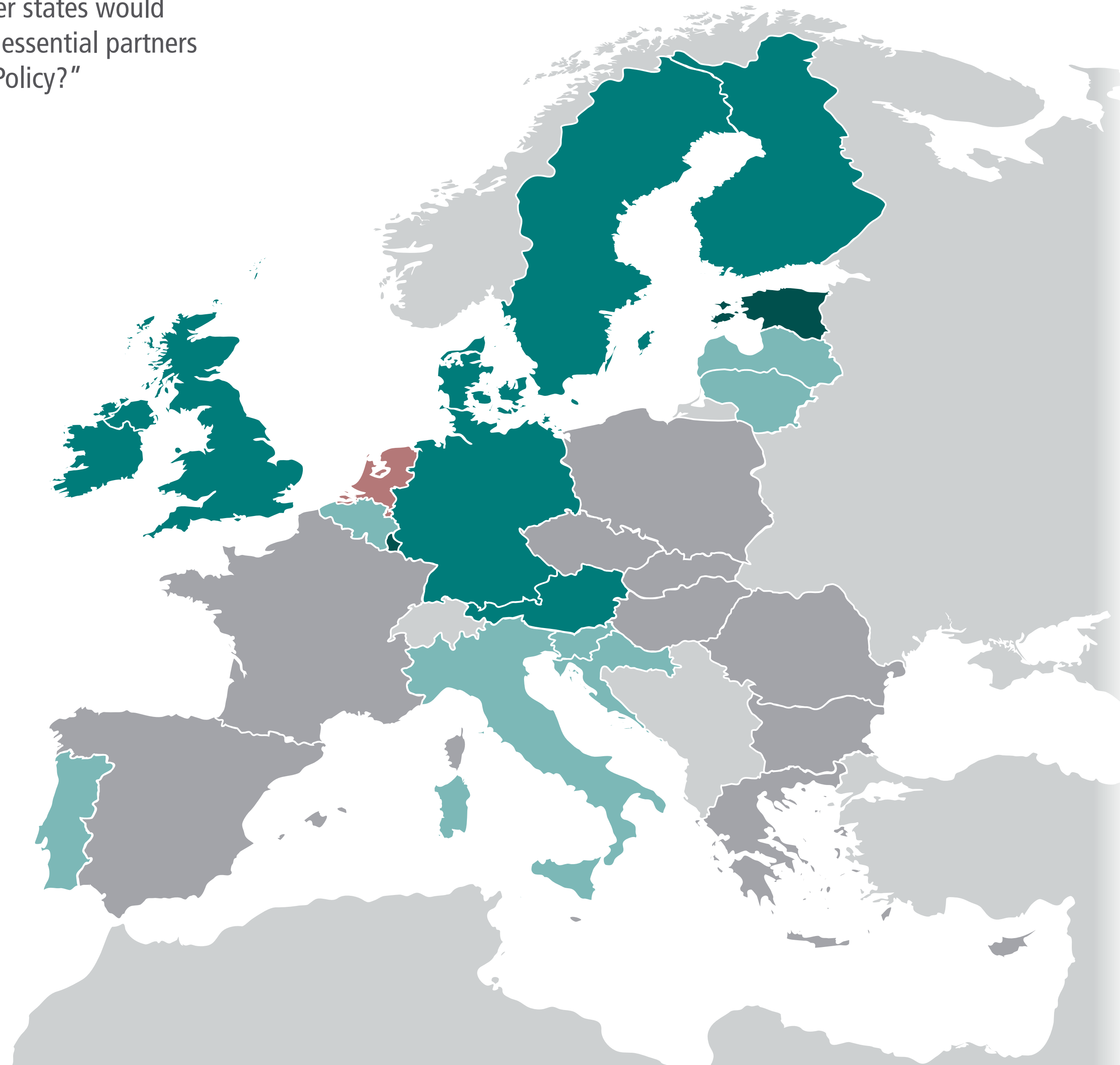
# Economic and Social Policy Votes for Netherlands by Netherlands

## Q12

“Which other EU member states would your government see as essential partners in Economic and Social Policy?”

- |                |                  |
|----------------|------------------|
| EU             | Affluent Seven ▶ |
| Big Six ▶      | Southern Seven ▶ |
| Founding Six ▶ | Visegrád Four ▶  |
- 
- |              |                      |
|--------------|----------------------|
| Austria      | Italy ▶              |
| Belgium      | Latvia               |
| Bulgaria     | Lithuania            |
| Croatia      | Luxembourg           |
| Cyprus       | Malta                |
| Czech Rep. ▶ | <b>Netherlands ▶</b> |
| Denmark ▶    | Poland ▶             |
| Estonia      | Portugal ▶           |
| Finland ▶    | Romania              |
| France ▶     | Slovakia             |
| Germany ▶    | Slovenia             |
| Greece       | Spain ▶              |
| Hungary ▶    | Sweden               |
| Ireland      | UK ▶                 |

- Partners Overview
- Foreign and Development Policy
  - Security and Defense Policy
  - Economic and Social Policy**
  - Fiscal Policy



Of 1567 votes by 279 respondents, Netherlands received 104 (6.6%)

10%	Affluent 7	Share of votes by group
7%	Big 6	
7%	Founding 6	
5%	Southern 7	
2%	Visegrád 4	

20%	Estonia	Share of votes by country
20%	Luxembourg	
18%	Austria	
17%	UK	
16%	Denmark	
16%	Ireland	
12%	Finland	
12%	Germany	
11%	Sweden	
9%	Belgium	
8%	Latvia	
8%	Lithuania	
8%	Portugal	
6%	Croatia	
6%	Italy	
5%	Slovenia	
4%	France	
4%	Spain	
3%	Romania	
2%	Bulgaria	
2%	Czech Rep.	
2%	Hungary	
2%	Poland	

- Top %
- 10+ %
- 5-9 %
- 1-4 %

Rounded results. 0% shares not shown.

# Economic and Social Policy Votes for Netherlands by Netherlands

Q12

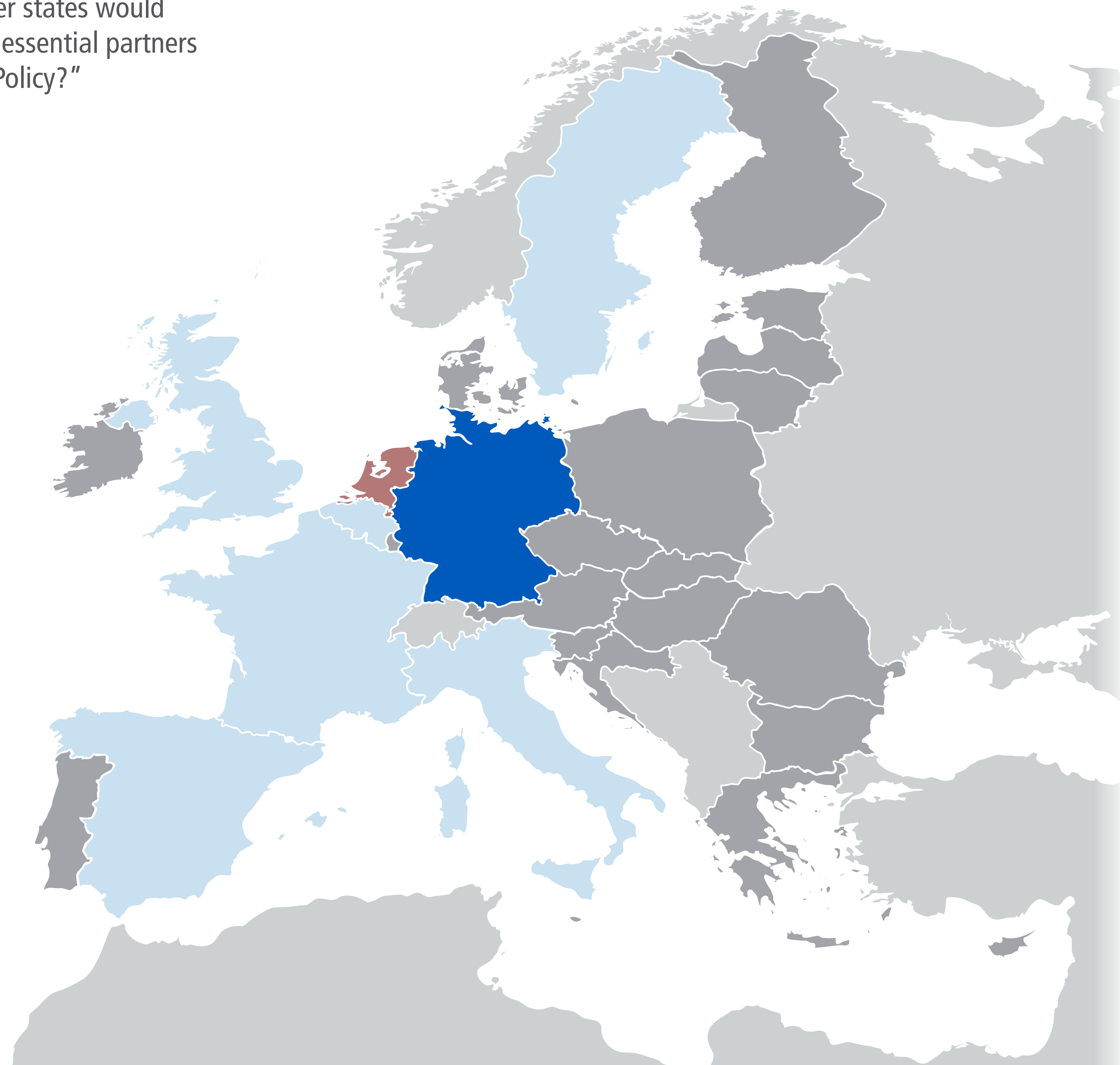
“Which other EU member states would your government see as essential partners in Economic and Social Policy?”

- EU
- Big Six ▶
- Founding Six ▶
- Affluent Seven ▶
- Southern Seven ▶
- Visegrád Four ▶

- Austria
- Belgium
- Bulgaria
- Croatia
- Cyprus
- Czech Rep. ▶
- Denmark ▶
- Estonia
- Finland ▶
- France ▶
- Germany ▶
- Greece
- Hungary ▶
- Ireland
- Italy ▶
- Latvia
- Lithuania
- Luxembourg
- Malta
- Netherlands ▶**
- Poland ▶
- Portugal ▶
- Romania
- Slovakia
- Slovenia
- Spain ▶
- Sweden
- UK ▶

Partners Overview

- Foreign and Development Policy
- Security and Defense Policy
- Economic and Social Policy**
- Fiscal Policy



Of 75 votes by 12 respondents, Germany received the most: 11

Share of votes for group	Group
44%	Big 6
41%	Founding 6
31%	Affluent 7
29%	Southern 7
7%	Visegrád 4

Share of votes for country	Country
15%	Germany
9%	France
9%	Sweden
7%	Belgium
7%	Italy
5%	Spain
5%	UK
4%	Austria
4%	Finland
4%	Greece
4%	Luxembourg
3%	Denmark
3%	Poland
3%	Romania
1%	Bulgaria
1%	Croatia
1%	Cyprus
1%	Czech Rep.
1%	Estonia
1%	Hungary
1%	Ireland
1%	Latvia
1%	Lithuania
1%	Malta
1%	Portugal
1%	Slovakia
1%	Slovenia

Rounded results. 0% shares not shown.

# Economic and Social Policy Votes for Poland by Poland

## Q12


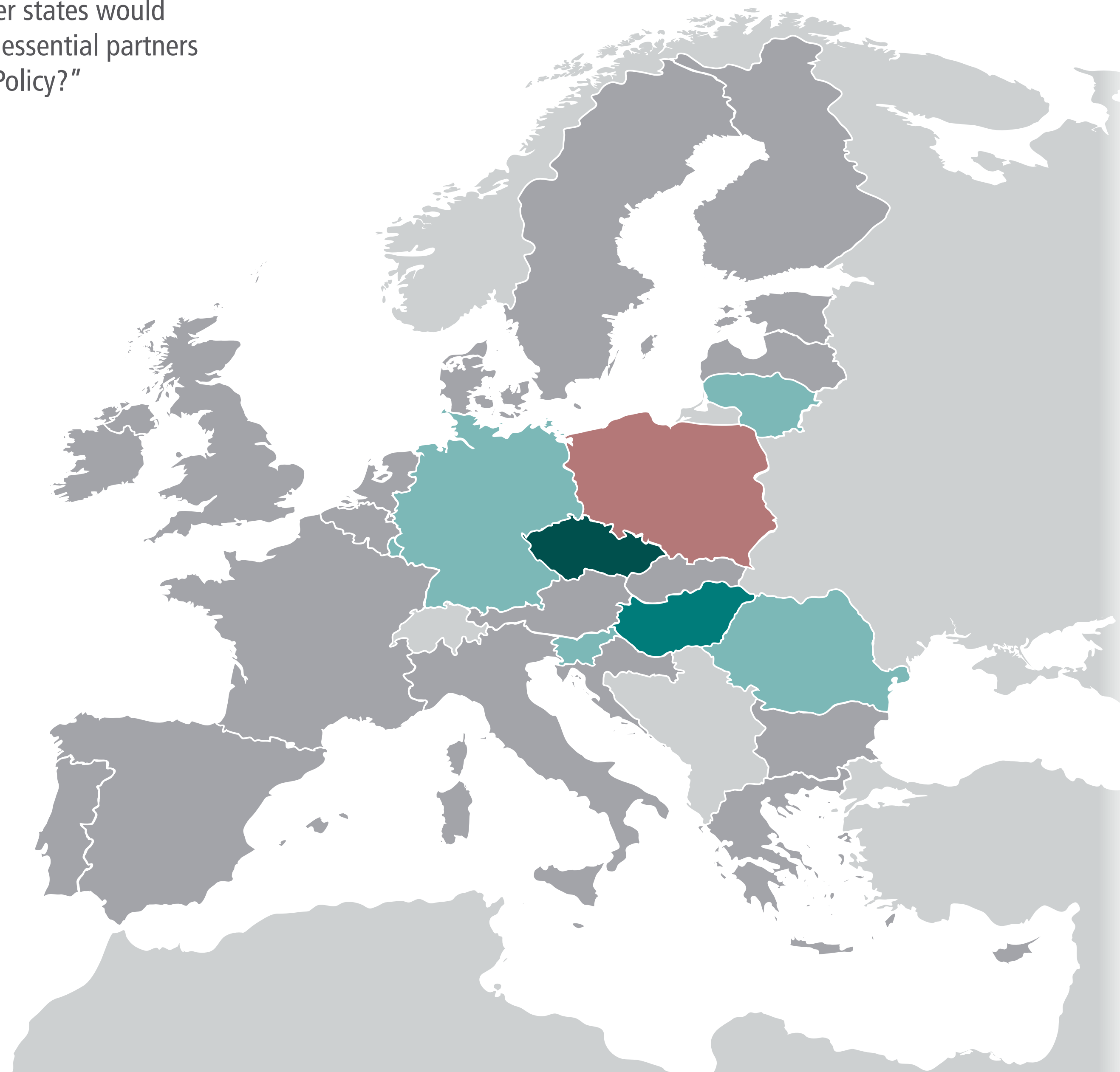
“Which other EU member states would your government see as essential partners in Economic and Social Policy?”

- EU
- Big Six ▶
- Founding Six ▶
- Affluent Seven ▶
- Southern Seven ▶
- Visegrád Four ▶

- Austria
- Belgium
- Bulgaria
- Croatia
- Cyprus
- Czech Rep. ▶
- Denmark ▶
- Estonia
- Finland ▶
- France ▶
- Germany ▶
- Greece
- Hungary ▶
- Ireland
- Italy ▶
- Latvia
- Lithuania
- Luxembourg
- Malta
- Netherlands ▶
- Poland ▶**
- Portugal ▶
- Romania
- Slovakia
- Slovenia
- Spain ▶
- Sweden
- UK ▶

### Partners Overview

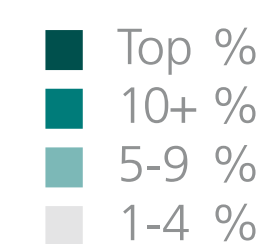
- Foreign and Development Policy
- Security and Defense Policy
- Economic and Social Policy**
- Fiscal Policy



Of 1567 votes by 279 respondents, Poland received 59 (3.8%)

Share of votes by group	
8%	Visegrád 4
3%	Big 6
3%	Founding 6
3%	Southern 7
2%	Affluent 7

Share of votes by country	
16%	Czech Rep.
10%	Hungary
8%	Lithuania
7%	Luxembourg
7%	Slovenia
6%	Germany
5%	Romania
4%	Bulgaria
4%	Latvia
4%	Portugal
3%	Italy
3%	Netherlands
3%	Spain
2%	Belgium
1%	Denmark
1%	France



Rounded results. 0% shares not shown.

# Economic and Social Policy Votes for Poland by Poland

Q12

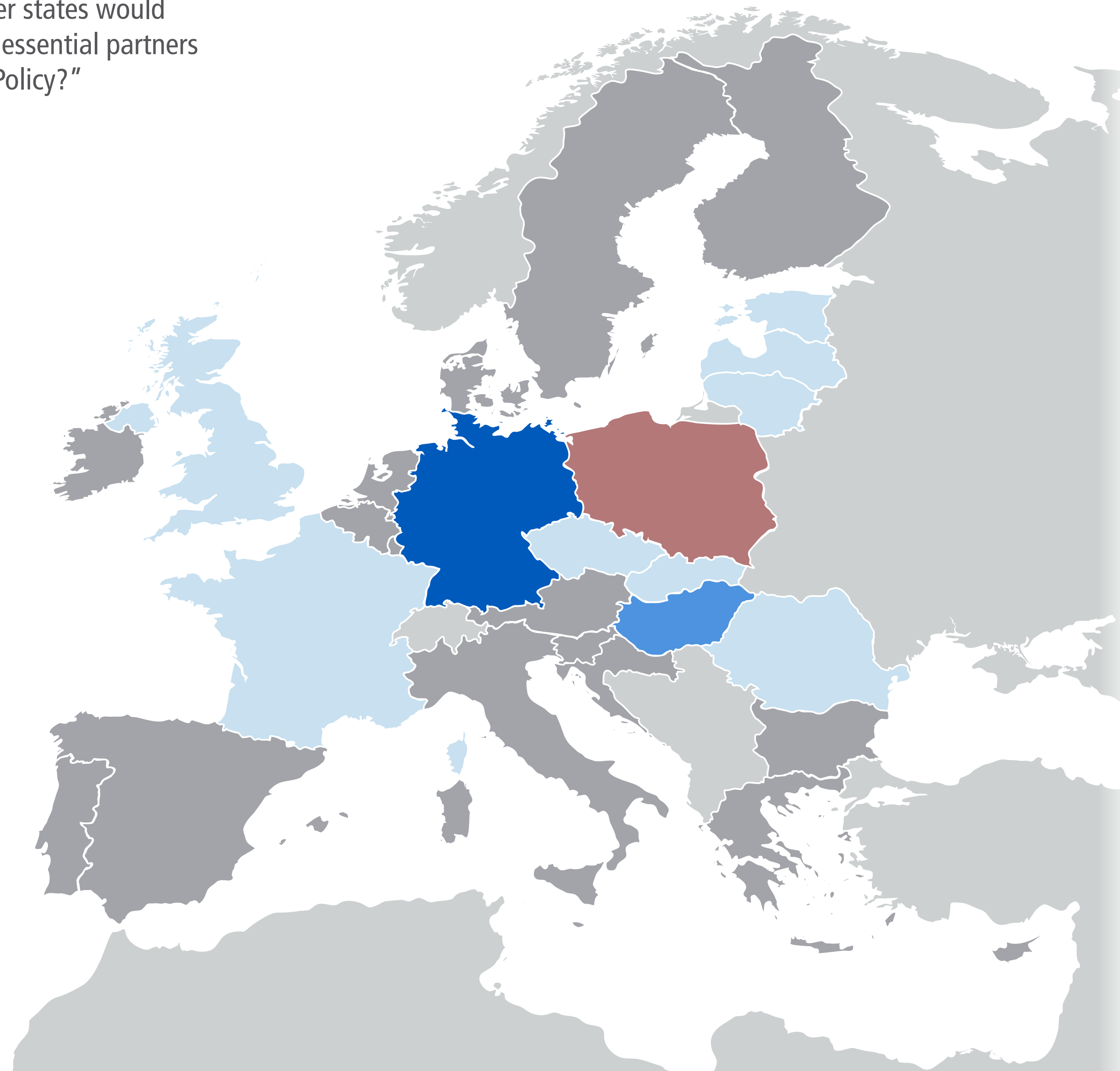
“Which other EU member states would your government see as essential partners in Economic and Social Policy?”

- EU
- Big Six ▶
- Founding Six ▶
- Affluent Seven ▶
- Southern Seven ▶
- Visegrád Four ▶

- Austria
- Belgium
- Bulgaria
- Croatia
- Cyprus
- Czech Rep. ▶
- Denmark ▶
- Estonia
- Finland ▶
- France ▶
- Germany ▶
- Greece
- Hungary ▶
- Ireland
- Italy ▶
- Latvia
- Lithuania
- Luxembourg
- Malta
- Netherlands ▶
- Poland ▶**
- Portugal ▶
- Romania
- Slovakia
- Slovenia
- Spain ▶
- Sweden
- UK ▶

## Partners Overview

- Foreign and Development Policy
- Security and Defense Policy
- Economic and Social Policy**
- Fiscal Policy



Of 58 votes by 20 respondents, Germany received the most: 12

Share of votes for group	Group
33%	Big 6
31%	Founding 6
22%	Visegrád 4
9%	Affluent 7
9%	Southern 7

Share of votes for country	Country
21%	Germany
10%	Hungary
7%	Czech Rep.
7%	France
7%	Latvia
7%	Lithuania
5%	Estonia
5%	Romania
5%	Slovakia
5%	UK
3%	Sweden
2%	Belgium
2%	Bulgaria
2%	Croatia
2%	Denmark
2%	Netherlands
2%	Portugal
2%	Slovenia

- Top %
- 10+ %
- 5-9 %
- 1-4 %

Rounded results. 0% shares not shown.



# Economic and Social Policy Votes for Portugal by Portugal

Q12


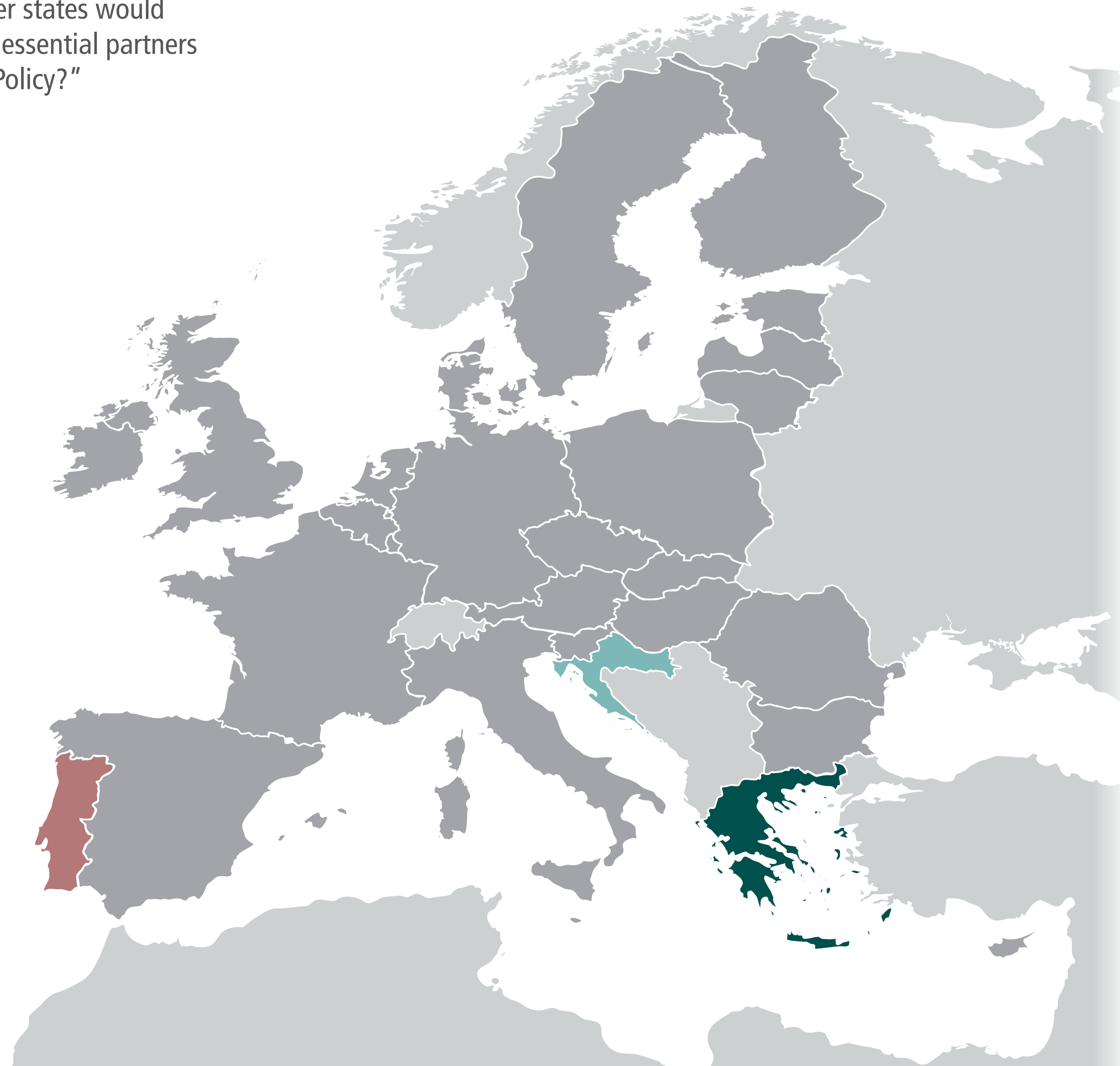
“Which other EU member states would your government see as essential partners in Economic and Social Policy?”

- EU
- Big Six ▶
- Founding Six ▶
- Affluent Seven ▶
- Southern Seven ▶
- Visegrád Four ▶

- Austria
- Belgium
- Bulgaria
- Croatia
- Cyprus
- Czech Rep. ▶
- Denmark ▶
- Estonia
- Finland ▶
- France ▶
- Germany ▶
- Greece
- Hungary ▶
- Ireland
- Italy ▶
- Latvia
- Lithuania
- Luxembourg
- Malta
- Netherlands ▶
- Poland ▶
- Portugal ▶**
- Romania
- Slovakia
- Slovenia
- Spain ▶
- Sweden
- UK ▶

## Partners Overview

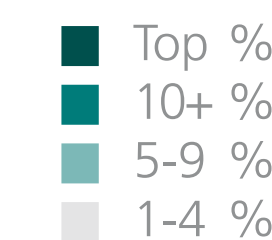
- Foreign and Development Policy
- Security and Defense Policy
- Economic and Social Policy**
- Fiscal Policy



Of 1567 votes by 279 respondents, Portugal received 35 (2.2%)

Share of votes by group	
3%	Big 6
3%	Founding 6
3%	Southern 7
1%	Affluent 7
1%	Visegrád 4

Share of votes by country	
7%	Greece
6%	Croatia
4%	Germany
4%	Romania
4%	Spain
4%	Sweden
3%	Belgium
3%	France
3%	Italy
2%	Bulgaria
2%	Hungary
2%	Poland
1%	Netherlands



Rounded results. 0% shares not shown.

# Economic and Social Policy Votes for Portugal by Portugal

Q12

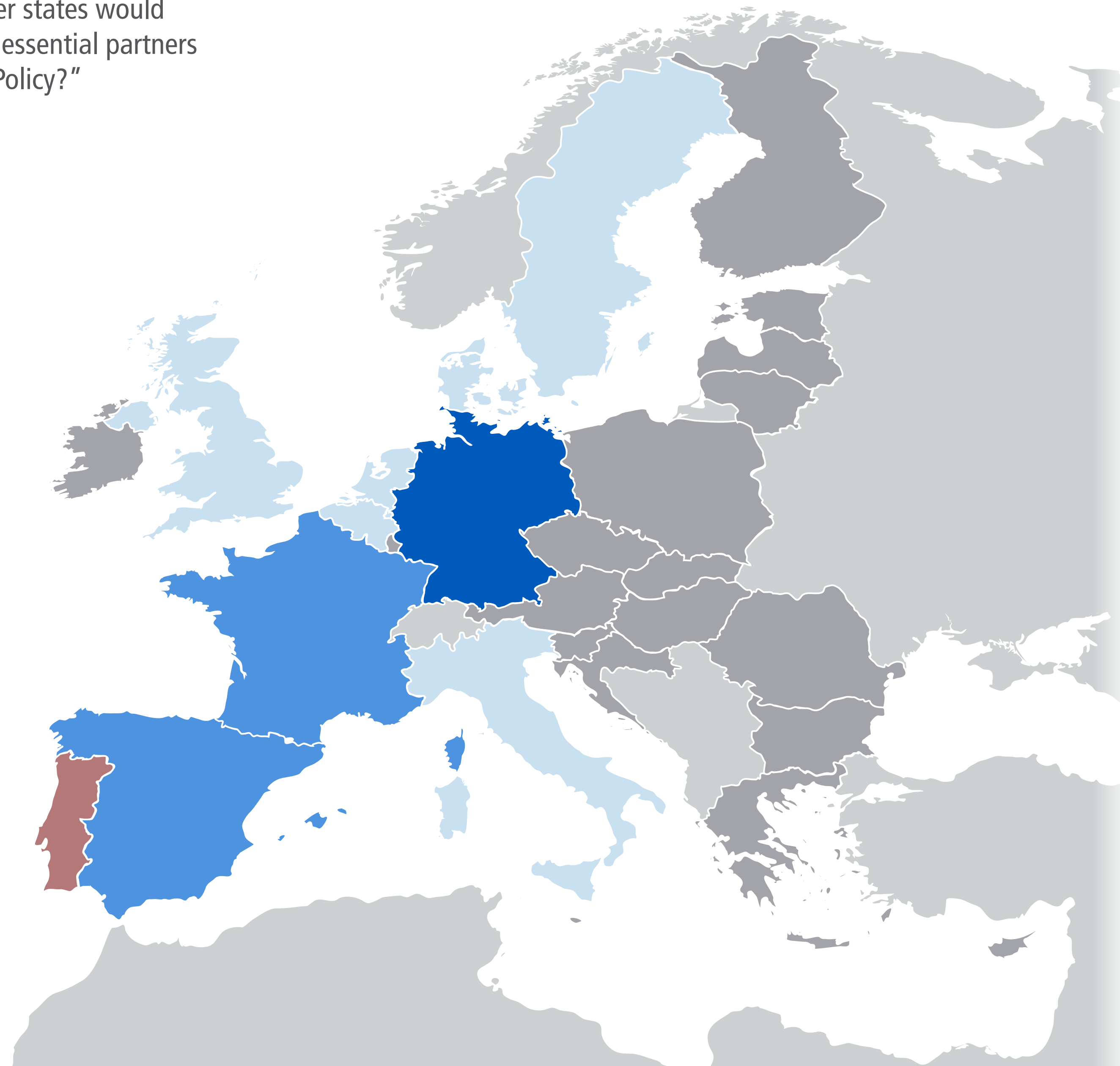
“Which other EU member states would your government see as essential partners in Economic and Social Policy?”

- EU
- Big Six ▶
- Founding Six ▶
- Affluent Seven ▶
- Southern Seven ▶
- Visegrád Four ▶

- Austria
- Belgium
- Bulgaria
- Croatia
- Cyprus
- Czech Rep. ▶
- Denmark ▶
- Estonia
- Finland ▶
- France ▶
- Germany ▶
- Greece
- Hungary ▶
- Ireland
- Italy ▶
- Latvia
- Lithuania
- Luxembourg
- Malta
- Netherlands ▶
- Poland ▶
- Portugal ▶**
- Romania
- Slovakia
- Slovenia
- Spain ▶
- Sweden
- UK ▶

## Partners Overview

- Foreign and Development Policy
- Security and Defense Policy
- Economic and Social Policy**
- Fiscal Policy



Of 90 votes by 14 respondents, Germany received the most: 13

Share of votes for group	
56%	Big 6
53%	Founding 6
38%	Affluent 7
36%	Southern 7
6%	Visegrád 4

Share of votes for country	
14%	Germany
12%	France
10%	Spain
9%	Italy
8%	Netherlands
7%	Sweden
6%	Belgium
6%	Denmark
6%	UK
4%	Finland
4%	Greece
4%	Luxembourg
4%	Poland
3%	Austria
1%	Czech Rep.
1%	Slovenia

- Top %
- 10+ %
- 5-9 %
- 1-4 %

Rounded results. 0% shares not shown.

# Economic and Social Policy Votes for Romania

Q12

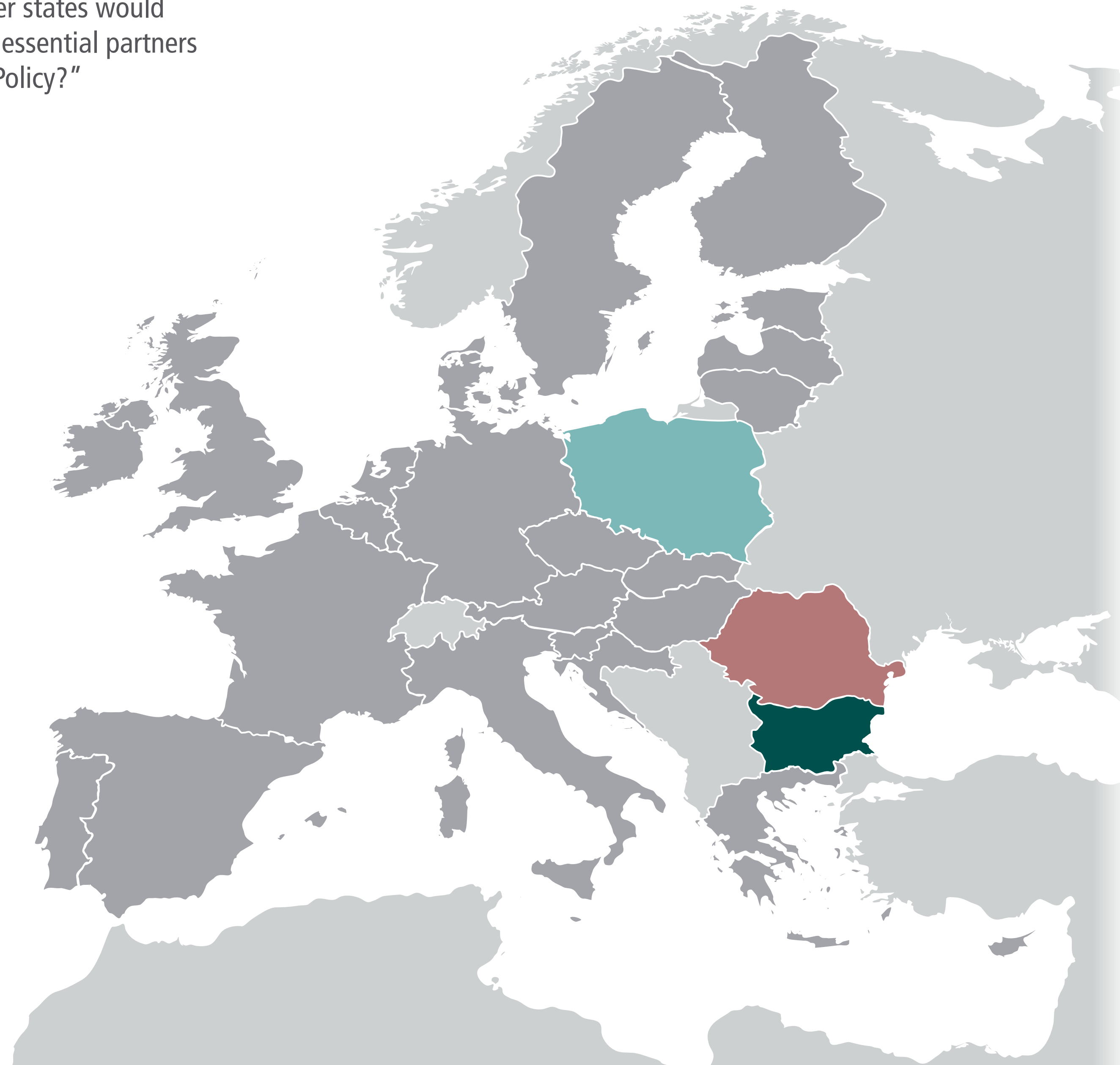
“Which other EU member states would your government see as essential partners in Economic and Social Policy?”

- EU
- Big Six ▶
- Founding Six ▶
- Affluent Seven ▶
- Southern Seven ▶
- Visegrád Four ▶

- Austria
- Belgium
- Bulgaria
- Croatia
- Cyprus
- Czech Rep. ▶
- Denmark ▶
- Estonia
- Finland ▶
- France ▶
- Germany ▶
- Greece
- Hungary ▶
- Ireland
- Italy ▶
- Latvia
- Lithuania
- Luxembourg
- Malta
- Netherlands ▶
- Poland ▶
- Portugal ▶
- Romania**
- Slovakia
- Slovenia
- Spain ▶
- Sweden
- UK ▶

Partners Overview

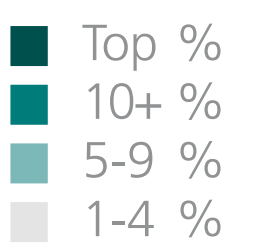
- Foreign and Development Policy
- Security and Defense Policy
- Economic and Social Policy**
- Fiscal Policy



Of 1567 votes by 279 respondents, Romania received 23 (1.5%)

3%	Visegrád 4	Share of votes by group
2%	Big 6	
2%	Founding 6	
2%	Southern 7	
1%	Affluent 7	

8%	Bulgaria	Share of votes by country
5%	Poland	
3%	Hungary	
3%	Netherlands	
2%	Belgium	
2%	France	
2%	Germany	
2%	Italy	
2%	Spain	
1%		



Rounded results. 0% shares not shown.

# Economic and Social Policy Votes for Slovakia

## Q12


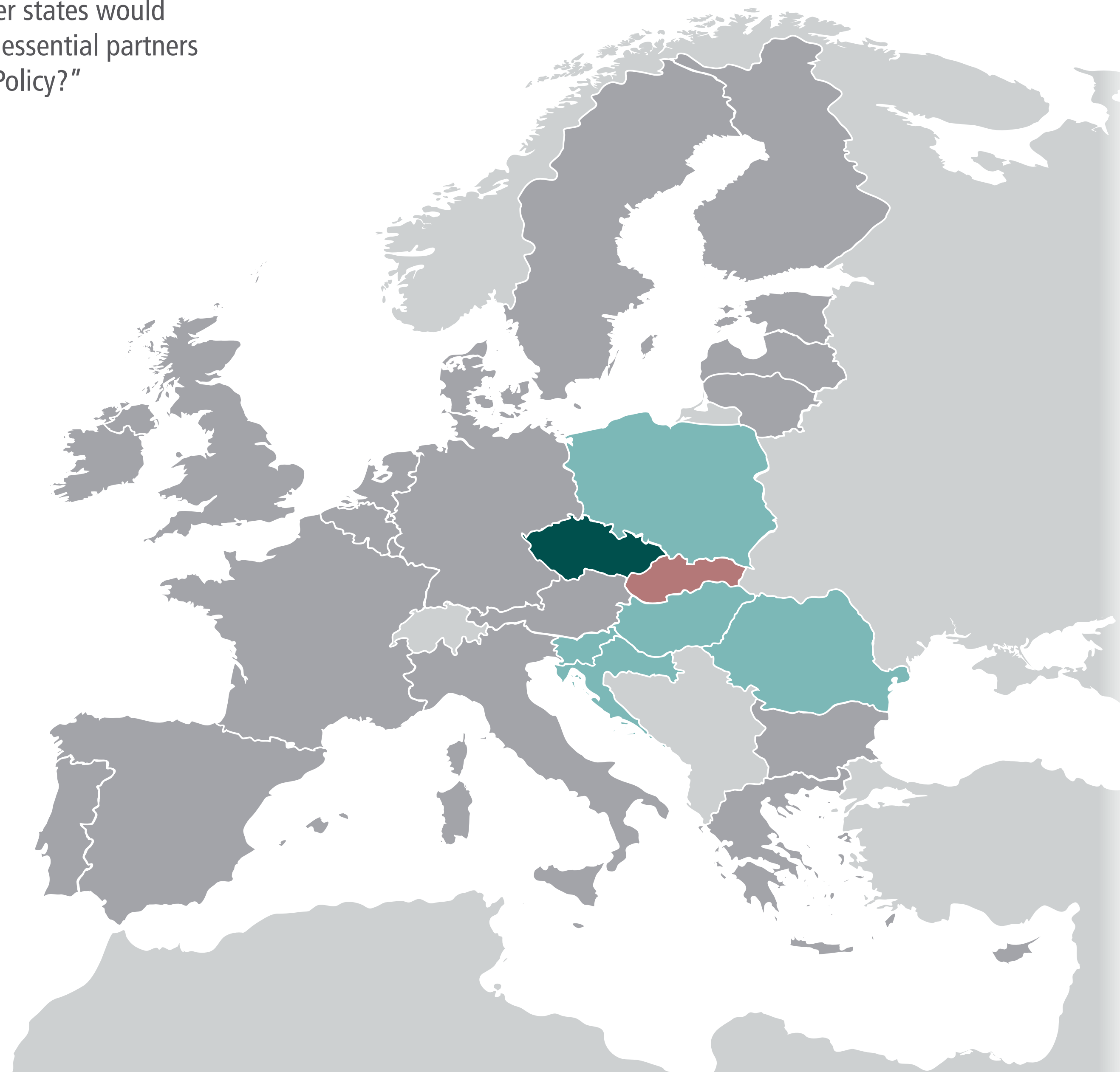
“Which other EU member states would your government see as essential partners in Economic and Social Policy?”

- EU
- Big Six ▶
- Founding Six ▶
- Affluent Seven ▶
- Southern Seven ▶
- Visegrád Four ▶

- Austria
- Belgium
- Bulgaria
- Croatia
- Cyprus
- Czech Rep. ▶
- Denmark ▶
- Estonia
- Finland ▶
- France ▶
- Germany ▶
- Greece
- Hungary ▶
- Ireland
- Italy ▶
- Latvia
- Lithuania
- Luxembourg
- Malta
- Netherlands ▶
- Poland ▶
- Portugal ▶
- Romania
- Slovakia**
- Slovenia
- Spain ▶
- Sweden
- UK ▶

### Partners Overview

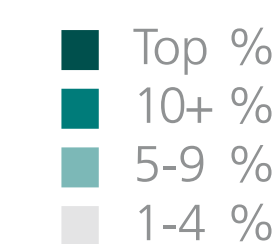
- Foreign and Development Policy
- Security and Defense Policy
- Economic and Social Policy**
- Fiscal Policy



Of 1567 votes by 279 respondents, Slovakia received 44 (2.8%)

Share of votes by group	
8%	Visegrád 4
2%	Big 6
2%	Founding 6
2%	Southern 7
1%	Affluent 7

Share of votes by country	
18%	Czech Rep.
7%	Hungary
6%	Croatia
5%	Poland
5%	Romania
5%	Slovenia
4%	Bulgaria
4%	Latvia
3%	Spain
2%	Belgium
2%	Germany
2%	Italy
2%	Lithuania
1%	France
1%	Netherlands



Rounded results. 0% shares not shown.

# Economic and Social Policy Votes for Slovenia

## Q12


“Which other EU member states would your government see as essential partners in Economic and Social Policy?”

- EU
- Big Six ▶
- Founding Six ▶
- Affluent Seven ▶
- Southern Seven ▶
- Visegrád Four ▶

- Austria
- Belgium
- Bulgaria
- Croatia
- Cyprus
- Czech Rep. ▶
- Denmark ▶
- Estonia
- Finland ▶
- France ▶
- Germany ▶
- Greece
- Hungary ▶
- Ireland
- Italy ▶
- Latvia
- Lithuania
- Luxembourg
- Malta
- Netherlands ▶
- Poland ▶
- Portugal ▶
- Romania
- Slovakia
- Slovenia**
- Spain ▶
- Sweden
- UK ▶

### Partners Overview

- Foreign and Development Policy
- Security and Defense Policy
- Economic and Social Policy**
- Fiscal Policy



Of 1567 votes by 279 respondents, Slovenia received 27 (1.7%)

3% Visegrád 4  
2% Big 6  
2% Southern 7  
1% Founding 6

Share of votes by group

6% Croatia  
5% Romania  
4% Bulgaria  
4% Hungary  
4% Latvia  
3% Italy  
2% Czech Rep.  
2% Poland  
2% Spain  
1% Germany  
1% Netherlands  
1% Portugal

Share of votes by country

■ Top %  
■ 10+ %  
■ 5-9 %  
■ 1-4 %

Rounded results. 0% shares not shown.

# Economic and Social Policy Votes for Spain by Spain

Q12

“Which other EU member states would your government see as essential partners in Economic and Social Policy?”

- EU
- Big Six ▶
- Founding Six ▶
- Affluent Seven ▶
- Southern Seven ▶
- Visegrád Four ▶

- Austria
- Belgium
- Bulgaria
- Croatia
- Cyprus
- Czech Rep. ▶
- Denmark ▶
- Estonia
- Finland ▶
- France ▶
- Germany ▶
- Greece
- Hungary ▶
- Ireland
- Italy ▶
- Latvia
- Lithuania
- Luxembourg
- Malta
- Netherlands ▶
- Poland ▶
- Portugal ▶
- Romania
- Slovakia
- Slovenia
- Spain ▶**
- Sweden
- UK ▶


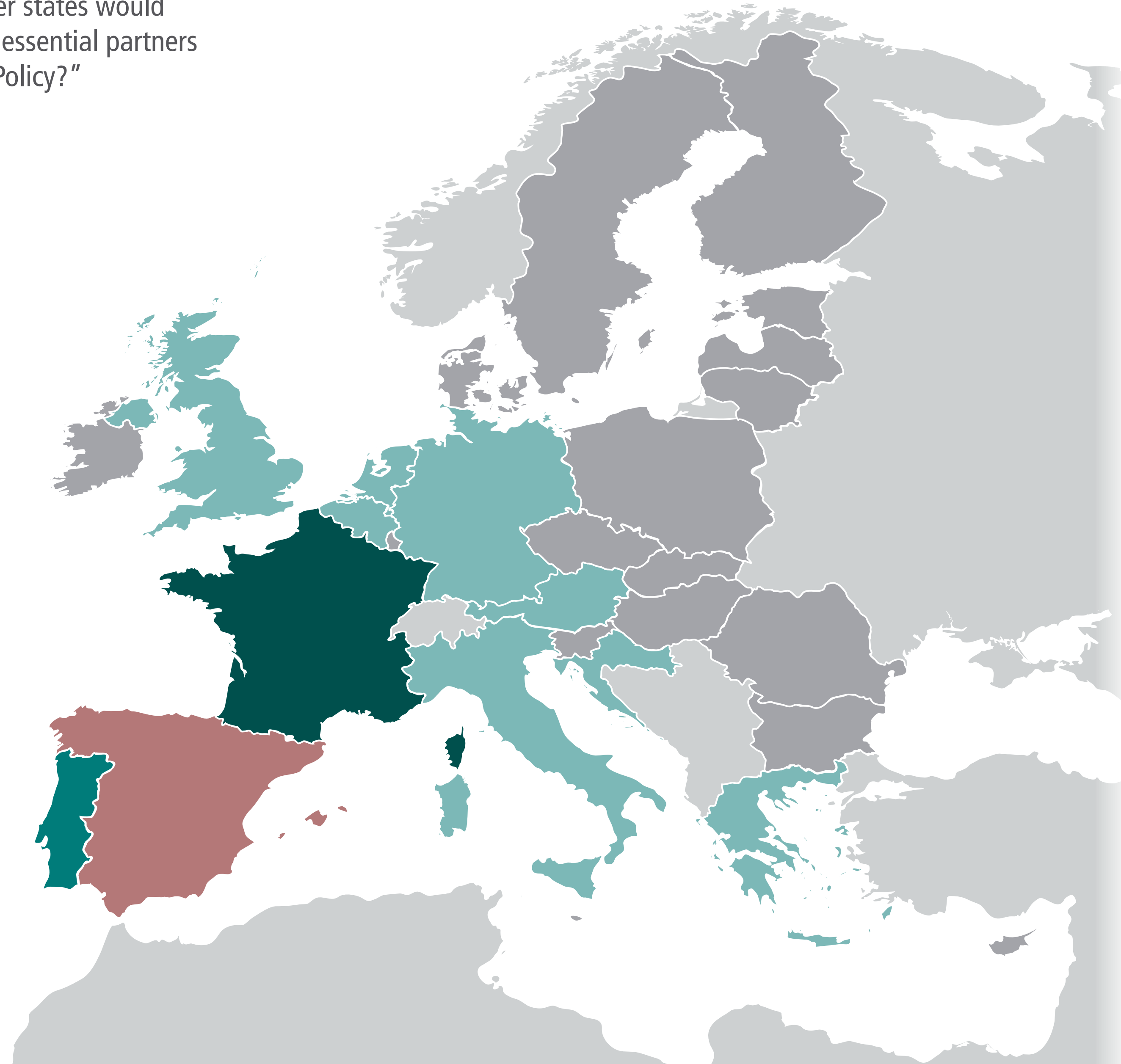
Partners Overview

Foreign and Development Policy

Security and Defense Policy

**Economic and Social Policy**

Fiscal Policy



Of 1567 votes by 279 respondents, Spain received 61 (3.9%)

- 7% Founding 6
- 6% Southern 7
- 5% Big 6
- 3% Affluent 7

Share of votes by group

- 11% France
- 10% Portugal
- 7% Greece
- 6% Croatia
- 6% Germany
- 6% Italy
- 6% UK
- 5% Austria
- 5% Belgium
- 5% Netherlands
- 4% Latvia
- 4% Romania
- 2% Bulgaria
- 2% Slovenia
- 1% Denmark
- 1% Hungary

Share of votes by country

- Top %
- 10+ %
- 5-9 %
- 1-4 %

Rounded results. 0% shares not shown.

# Economic and Social Policy Votes for Spain by Spain

Q12

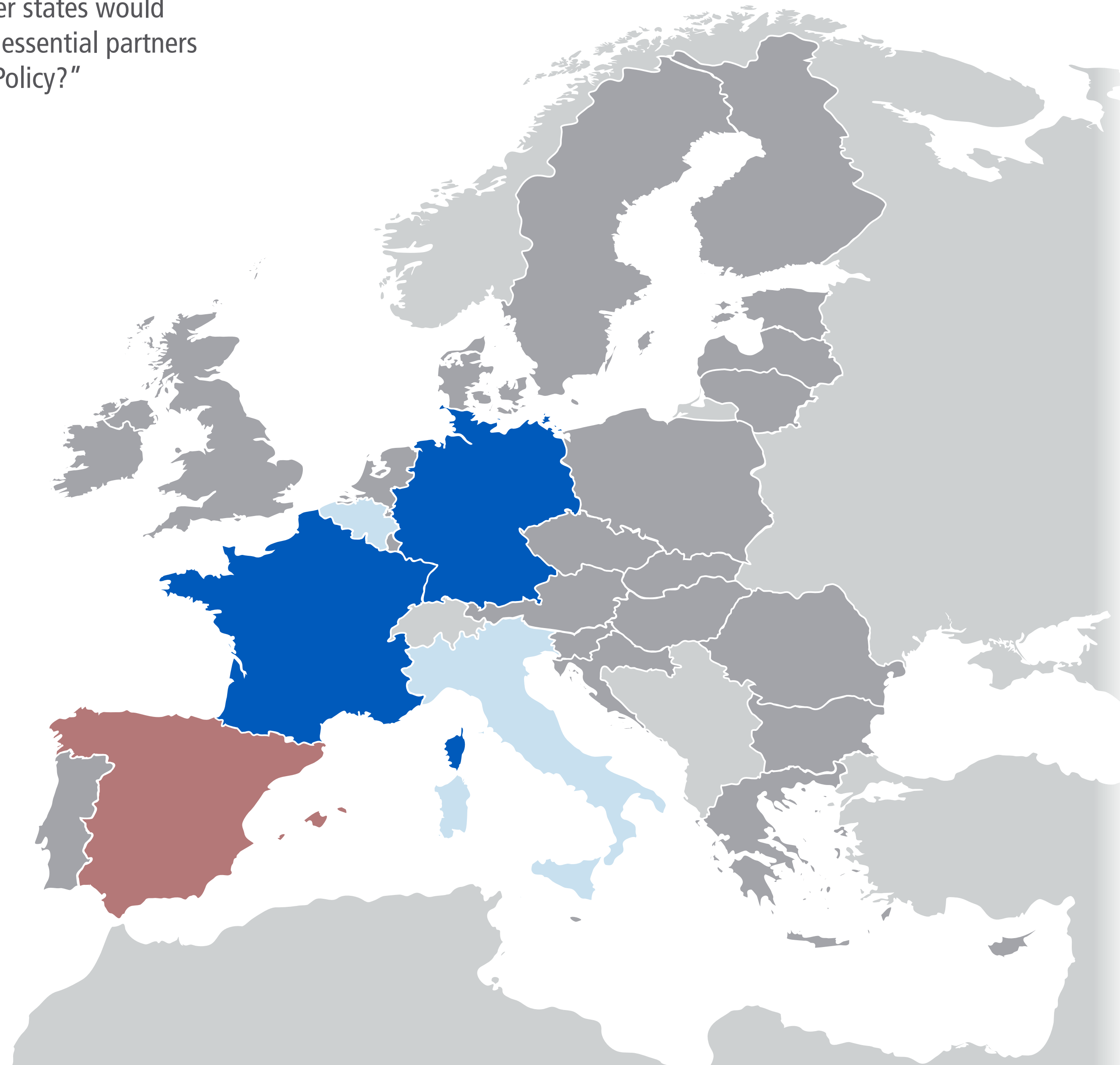
“Which other EU member states would your government see as essential partners in Economic and Social Policy?”

- EU
- Big Six ▶
- Founding Six ▶
- Affluent Seven ▶
- Southern Seven ▶
- Visegrád Four ▶

- Austria
- Belgium
- Bulgaria
- Croatia
- Cyprus
- Czech Rep. ▶
- Denmark ▶
- Estonia
- Finland ▶
- France ▶
- Germany ▶
- Greece
- Hungary ▶
- Ireland
- Italy ▶
- Latvia
- Lithuania
- Luxembourg
- Malta
- Netherlands ▶
- Poland ▶
- Portugal ▶
- Romania
- Slovakia
- Slovenia
- Spain ▶**
- Sweden
- UK ▶

Partners Overview

- Foreign and Development Policy
- Security and Defense Policy
- Economic and Social Policy**
- Fiscal Policy



Of 144 votes by 22 respondents, France received the most: 18

Share of votes for group	Group
47%	Founding 6
40%	Big 6
33%	Southern 7
25%	Affluent 7
7%	Visegrád 4

Share of votes for country	Country
13%	France
13%	Germany
8%	Italy
6%	Belgium
4%	Austria
4%	Ireland
4%	Netherlands
4%	Portugal
3%	Cyprus
3%	Estonia
3%	Finland
3%	Greece
3%	Latvia
3%	Lithuania
3%	Luxembourg
3%	Malta
3%	Poland
3%	Slovakia
3%	Sweden
3%	UK
2%	Slovenia
1%	Bulgaria
1%	Croatia
1%	Czech Rep.
1%	Denmark
1%	Hungary
1%	Romania

- Top %
- 10+ %
- 5-9 %
- 1-4 %

Rounded results. 0% shares not shown.

# Economic and Social Policy Votes for Sweden

Q12


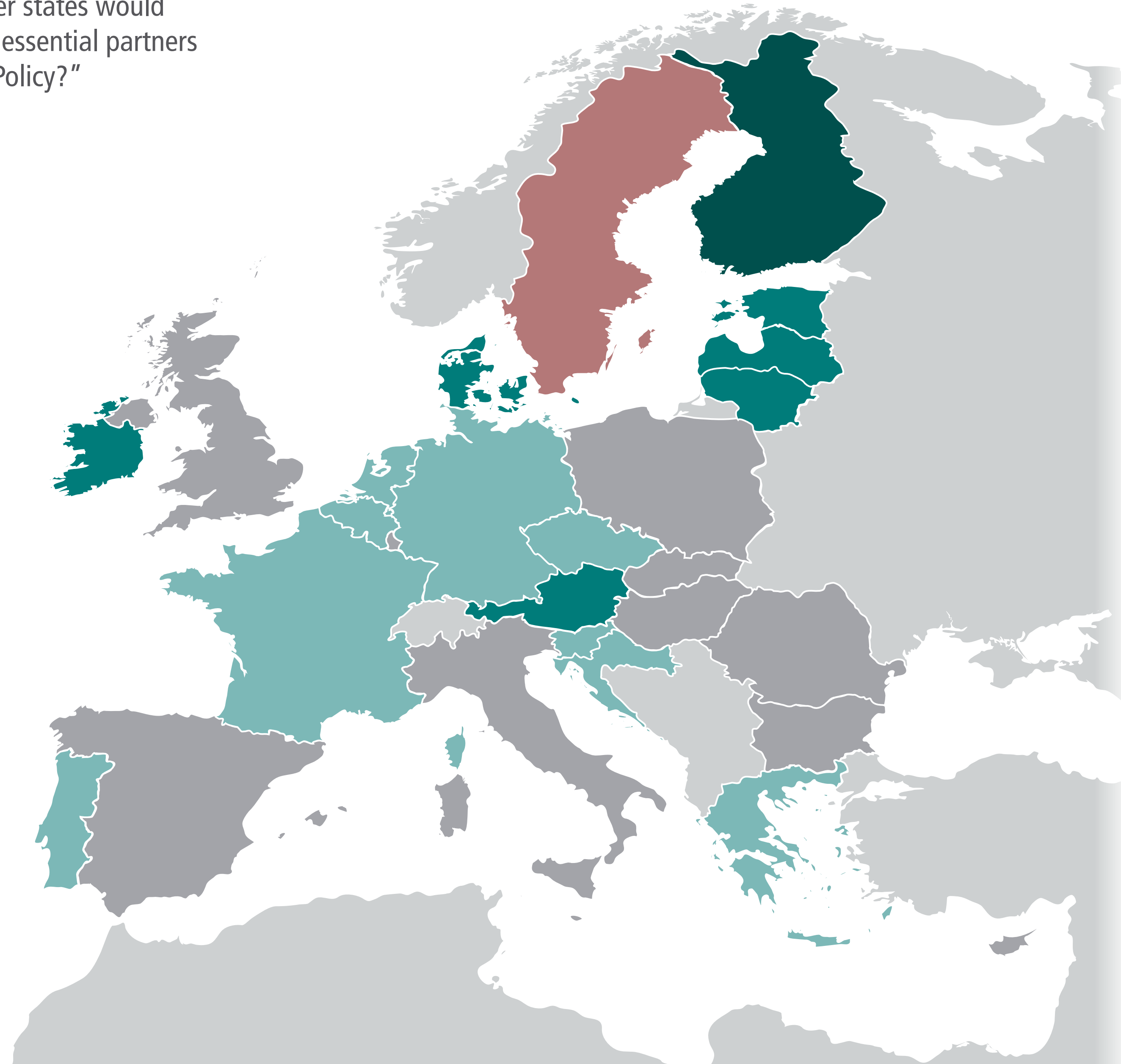
“Which other EU member states would your government see as essential partners in Economic and Social Policy?”

- EU
- Big Six ▶
- Founding Six ▶
- Affluent Seven ▶
- Southern Seven ▶
- Visegrád Four ▶

- Austria
- Belgium
- Bulgaria
- Croatia
- Cyprus
- Czech Rep. ▶
- Denmark ▶
- Estonia
- Finland ▶
- France ▶
- Germany ▶
- Greece
- Hungary ▶
- Ireland
- Italy ▶
- Latvia
- Lithuania
- Luxembourg
- Malta
- Netherlands ▶
- Poland ▶
- Portugal ▶
- Romania
- Slovakia
- Slovenia
- Spain ▶
- Sweden**
- UK ▶

Partners Overview

- Foreign and Development Policy
- Security and Defense Policy
- Economic and Social Policy**
- Fiscal Policy



Of 1567 votes by 279 respondents, Sweden received 92 (5.9%)

- 11% Affluent 7
- 5% Founding 6
- 5% Southern 7
- 4% Big 6
- 3% Visegrád 4

Share of votes by group

- 26% Finland
- 15% Denmark
- 14% Austria
- 13% Latvia
- 11% Ireland
- 10% Estonia
- 10% Lithuania
- 9% Netherlands
- 7% France
- 7% Greece
- 7% Portugal
- 6% Croatia
- 5% Belgium
- 5% Czech Rep.
- 5% Germany
- 5% Slovenia
- 3% Hungary
- 3% Italy
- 3% Poland
- 3% Romania
- 3% Spain
- 3% UK
- 2% Bulgaria

Share of votes by country

- Top %
- 10+ %
- 5-9 %
- 1-4 %

Rounded results. 0% shares not shown.



# Economic and Social Policy Votes for UK by UK

## Q12

“Which other EU member states would your government see as essential partners in Economic and Social Policy?”

- EU
- Big Six ▶
- Founding Six ▶
- Affluent Seven ▶
- Southern Seven ▶
- Visegrád Four ▶

- Austria
- Belgium
- Bulgaria
- Croatia
- Cyprus
- Czech Rep. ▶
- Denmark ▶
- Estonia
- Finland ▶
- France ▶
- Germany ▶
- Greece
- Hungary ▶
- Ireland
- Italy ▶
- Latvia
- Lithuania
- Luxembourg
- Malta
- Netherlands ▶
- Poland ▶
- Portugal ▶
- Romania
- Slovakia
- Slovenia
- Spain ▶
- Sweden
- UK ▶**


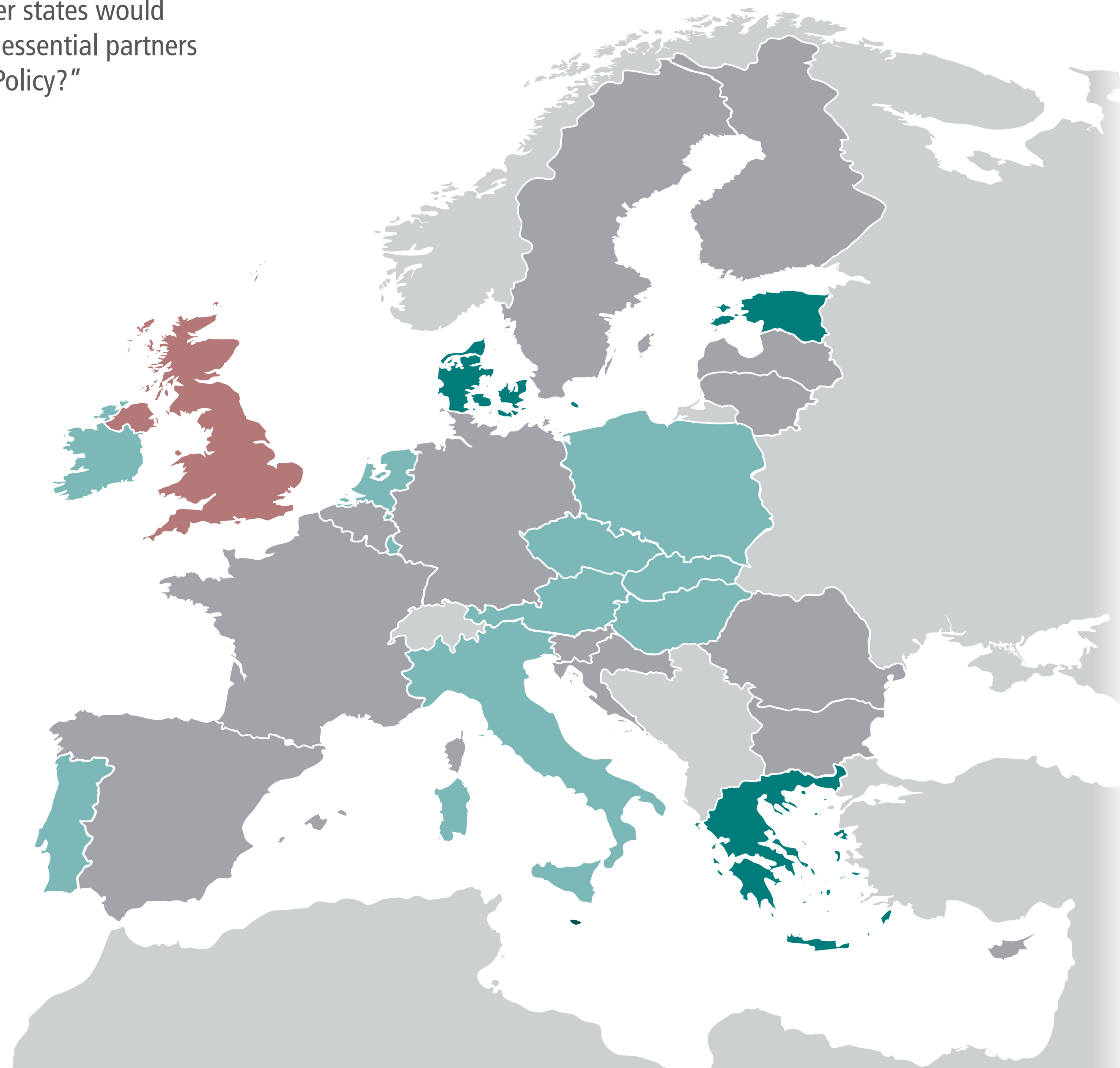
Partners Overview

Foreign and Development Policy

Security and Defense Policy

**Economic and Social Policy**

Fiscal Policy



Of 1567 votes by 279 respondents, UK received 66 (4.2%)

Share of votes by group	Group
6%	Visegrád 4
5%	Affluent 7
4%	Founding 6
4%	Southern 7
3%	Big 6

Share of votes by country	Country
50%	Malta
14%	Greece
10%	Denmark
10%	Estonia
9%	Slovakia
7%	Luxembourg
6%	Hungary
6%	Portugal
5%	Austria
5%	Czech Rep.
5%	Ireland
5%	Italy
5%	Netherlands
5%	Poland
4%	Bulgaria
4%	Lithuania
4%	Sweden
4%	Finland
3%	Germany
3%	Spain
2%	France
2%	Romania
2%	Slovenia

- Top %
- 10+ %
- 5-9 %
- 1-4 %

Rounded results. 0% shares not shown.

# Economic and Social Policy Votes for UK by UK

Q12

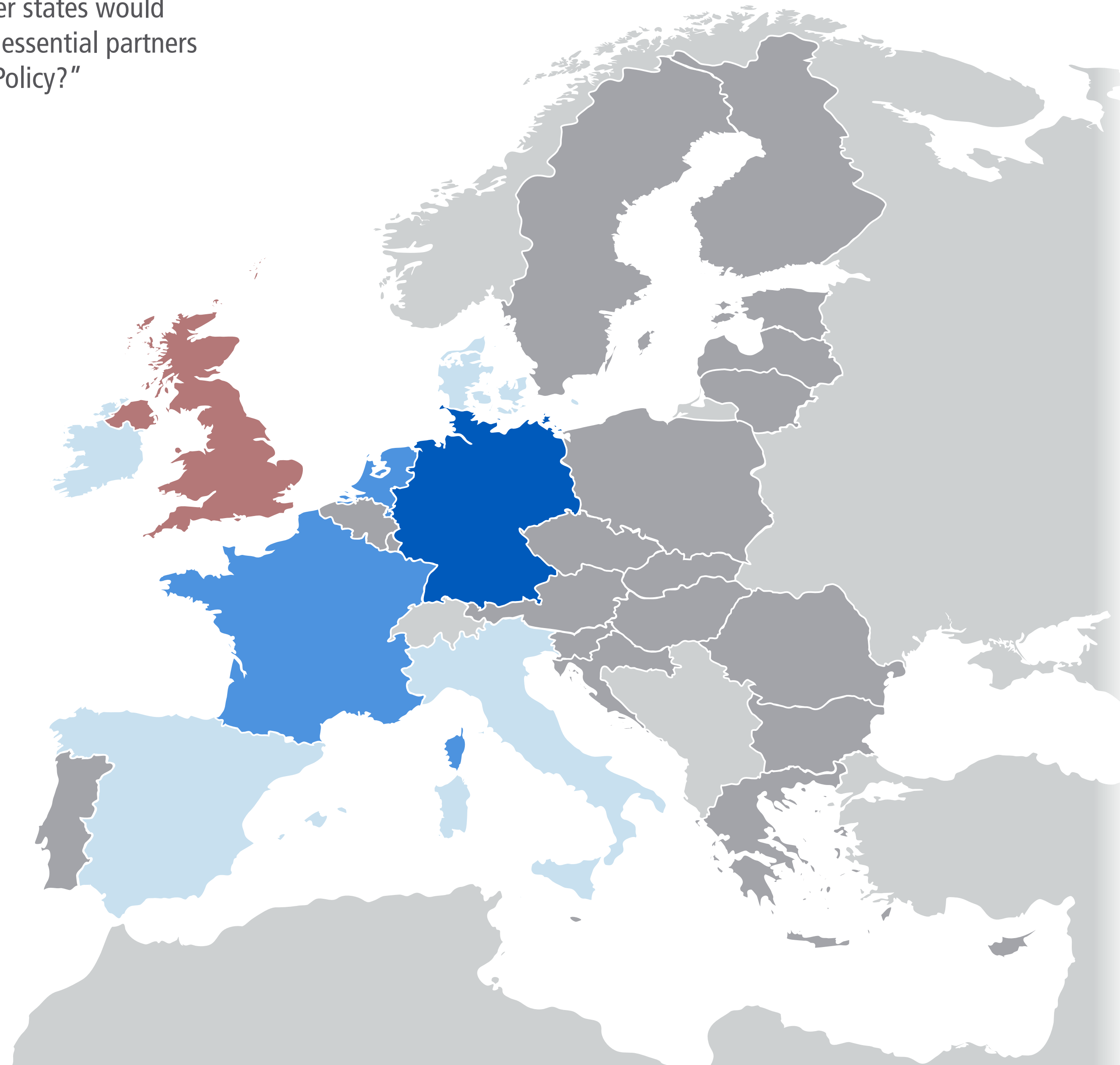
“Which other EU member states would your government see as essential partners in Economic and Social Policy?”

- EU
- Big Six ▶
- Founding Six ▶
- Affluent Seven ▶
- Southern Seven ▶
- Visegrád Four ▶

- Austria
- Belgium
- Bulgaria
- Croatia
- Cyprus
- Czech Rep. ▶
- Denmark ▶
- Estonia
- Finland ▶
- France ▶
- Germany ▶
- Greece
- Hungary ▶
- Ireland
- Italy ▶
- Latvia
- Lithuania
- Luxembourg
- Malta
- Netherlands ▶
- Poland ▶
- Portugal ▶
- Romania
- Slovakia
- Slovenia
- Spain ▶
- Sweden
- UK ▶**

Partners Overview

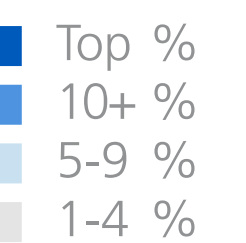
- Foreign and Development Policy
- Security and Defense Policy
- Economic and Social Policy**
- Fiscal Policy



Of 36 votes by 10 respondents, Germany received the most: 8

67%	Founding 6	Share of votes for group
50%	Big 6	
36%	Affluent 7	
31%	Southern 7	

22%	Germany	Share of votes for country
17%	France	
17%	Netherlands	
8%	Denmark	
8%	Ireland	
6%	Italy	
6%	Spain	
3%	Austria	
3%	Belgium	
3%	Greece	
3%	Luxembourg	
3%	Sweden	



Rounded results. 0% shares not shown.

# Fiscal Policy Votes total EU


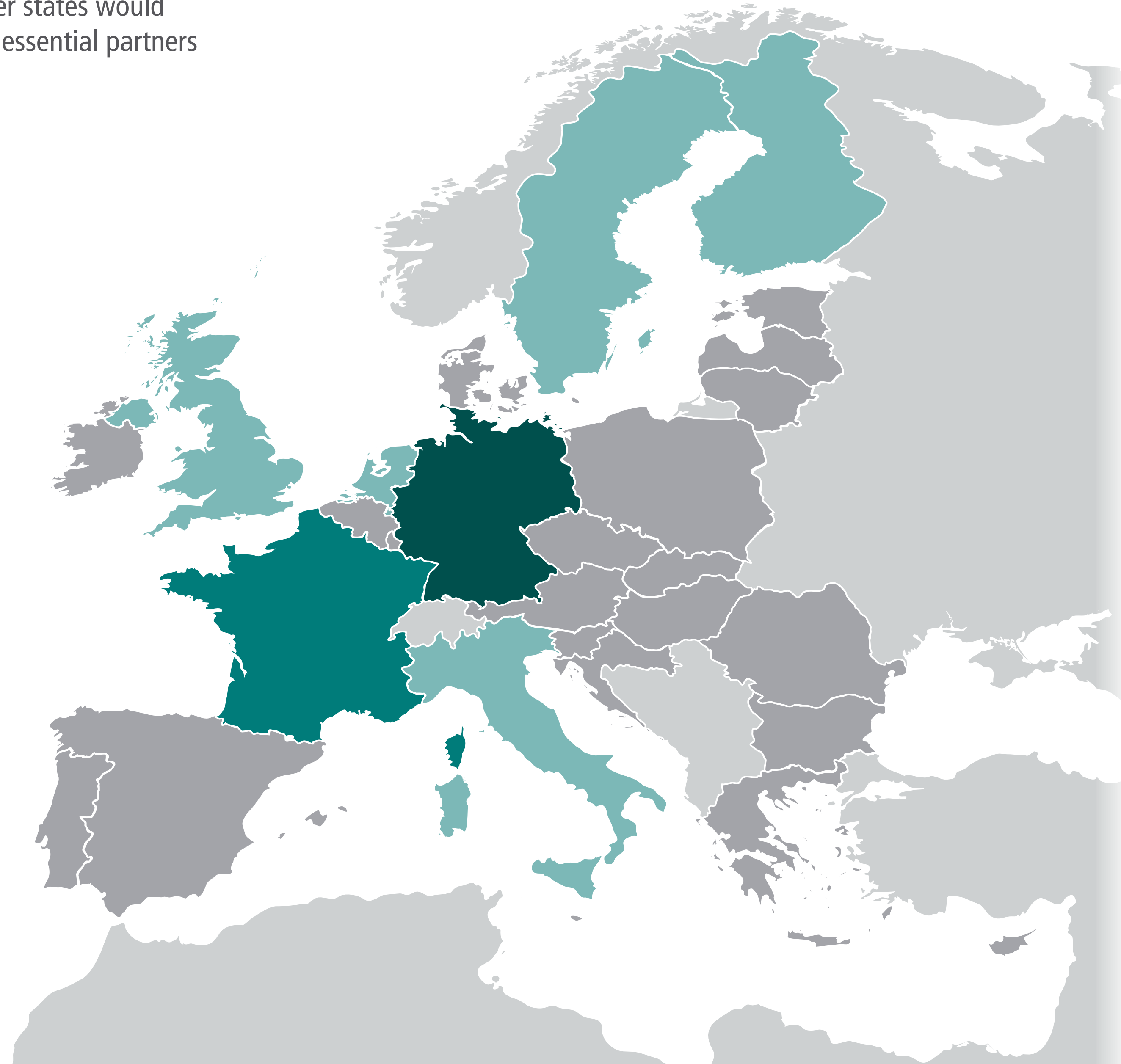
## Q13

“Which other EU member states would your government see as essential partners in Fiscal Policy?”

EU	Affluent Seven ▶
Big Six ▶	Southern Seven ▶
Founding Six ▶	Visegrád Four ▶
Austria	Italy ▶
Belgium	Latvia
Bulgaria	Lithuania
Croatia	Luxembourg
Cyprus	Malta
Czech Rep. ▶	Netherlands ▶
Denmark ▶	Poland ▶
Estonia	Portugal ▶
Finland ▶	Romania
France ▶	Slovakia
Germany ▶	Slovenia
Greece	Spain ▶
Hungary ▶	Sweden
Ireland	UK ▶

### Partners Overview

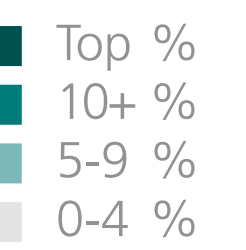
- Foreign and Development Policy
- Security and Defense Policy
- Economic and Social Policy
- Fiscal Policy**



Of 1203 votes by 279 respondents, Germany received the most: 202

47.5%	Founding 6	Share of votes for group
43.0%	Big 6	
31.5%	Affluent 7	
25.9%	Southern 7	
7.7%	Visegrád 4	

16.8%	Germany	Share of votes for country
9.9%	France	
7.3%	Netherlands	
5.2%	Italy	
5.0%	Finland	
5.0%	UK	
4.5%	Sweden	
4.3%	Austria	
4.3%	Luxembourg	
4.1%	Belgium	
3.7%	Spain	
3.1%	Greece	
2.8%	Ireland	
2.5%	Poland	
2.5%	Slovakia	
2.0%	Denmark	
2.0%	Estonia	
1.9%	Portugal	
1.7%	Latvia	
1.6%	Czech Rep.	
1.4%	Slovenia	
1.2%	Cyprus	
1.2%	Hungary	
1.2%	Lithuania	
1.0%	Malta	
1.0%	Romania	
0.8%	Croatia	
0.6%	Bulgaria	



# Fiscal Policy Votes for Big Six by Big Six

## Q13


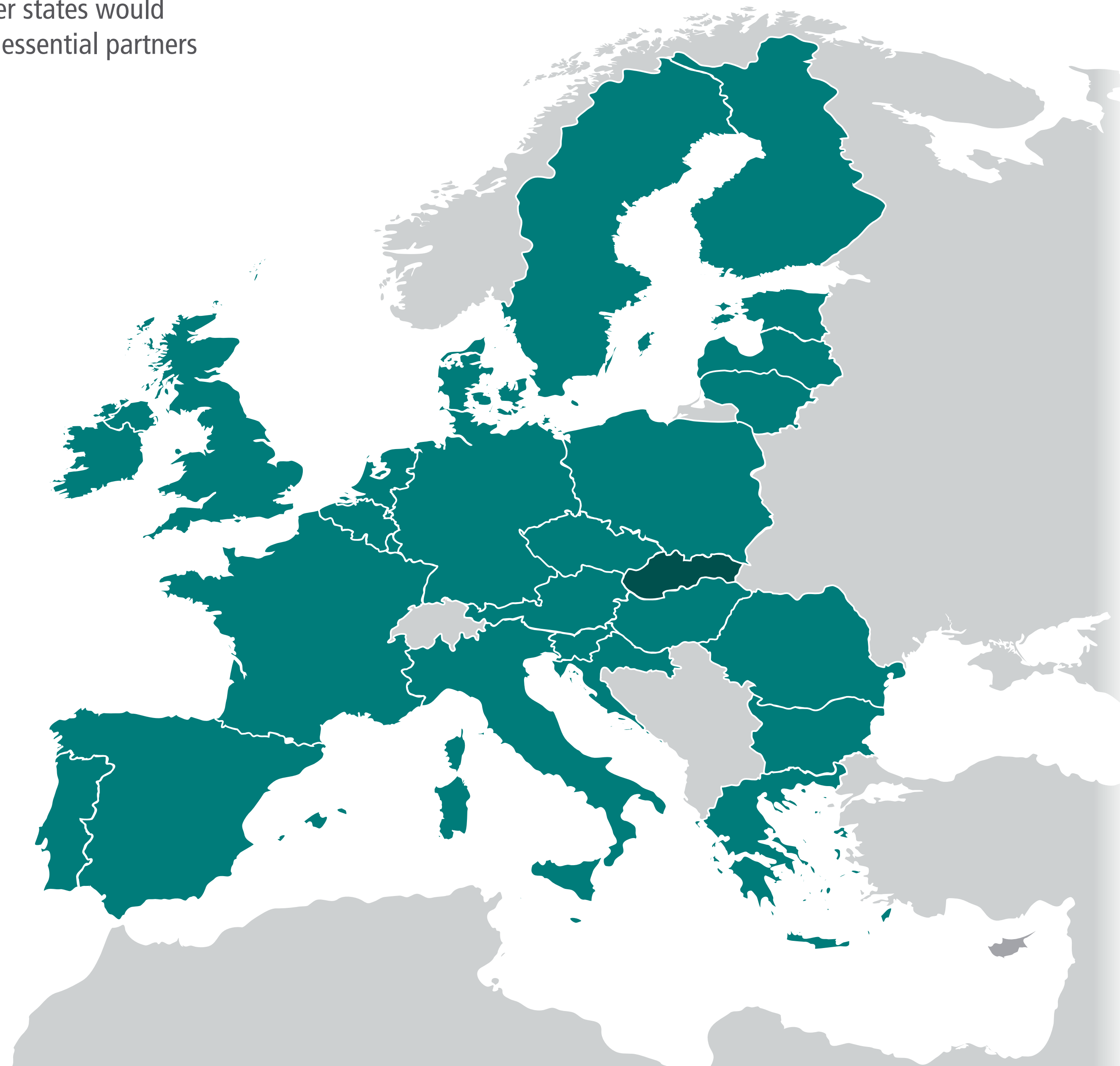
“Which other EU member states would your government see as essential partners in Fiscal Policy?”

- EU
- Big Six ▶**
- Founding Six ▶
- Affluent Seven ▶
- Southern Seven ▶
- Visegrád Four ▶

- Austria ▶
- Belgium ▶
- Bulgaria ▶
- Croatia ▶
- Cyprus ▶
- Czech Rep. ▶
- Denmark ▶
- Estonia ▶
- Finland ▶
- France ▶
- Germany ▶
- Greece ▶
- Hungary ▶
- Ireland ▶
- Italy ▶
- Latvia ▶
- Lithuania ▶
- Luxembourg ▶
- Malta ▶
- Netherlands ▶
- Poland ▶
- Portugal ▶
- Romania ▶
- Slovakia ▶
- Slovenia ▶
- Spain ▶
- Sweden ▶
- UK ▶

### Partners Overview

- Foreign and Development Policy
- Security and Defense Policy
- Economic and Social Policy
- Fiscal Policy**



Of 1203 votes by 279 respondents, Big 6 received 517 (43%)

Share of votes by group
44% Affluent 7
44% Southern 7
42% Visegrád 4
41% Founding 6
40% Big 6

Share of votes by country
86% Slovakia
67% Ireland
67% Luxembourg
64% Greece
60% Sweden
59% Portugal
51% UK
50% Estonia
50% Malta
50% Romania
48% Austria
48% Finland
48% France
46% Czech Rep.
44% Denmark
44% Slovenia
42% Hungary
40% Belgium
40% Spain
39% Germany
39% Netherlands
36% Bulgaria
36% Italy
32% Poland
29% Croatia
28% Latvia
28% Lithuania

Rounded results. 0% shares not shown.

# Fiscal Policy Votes for Big Six by Big Six

## Q13


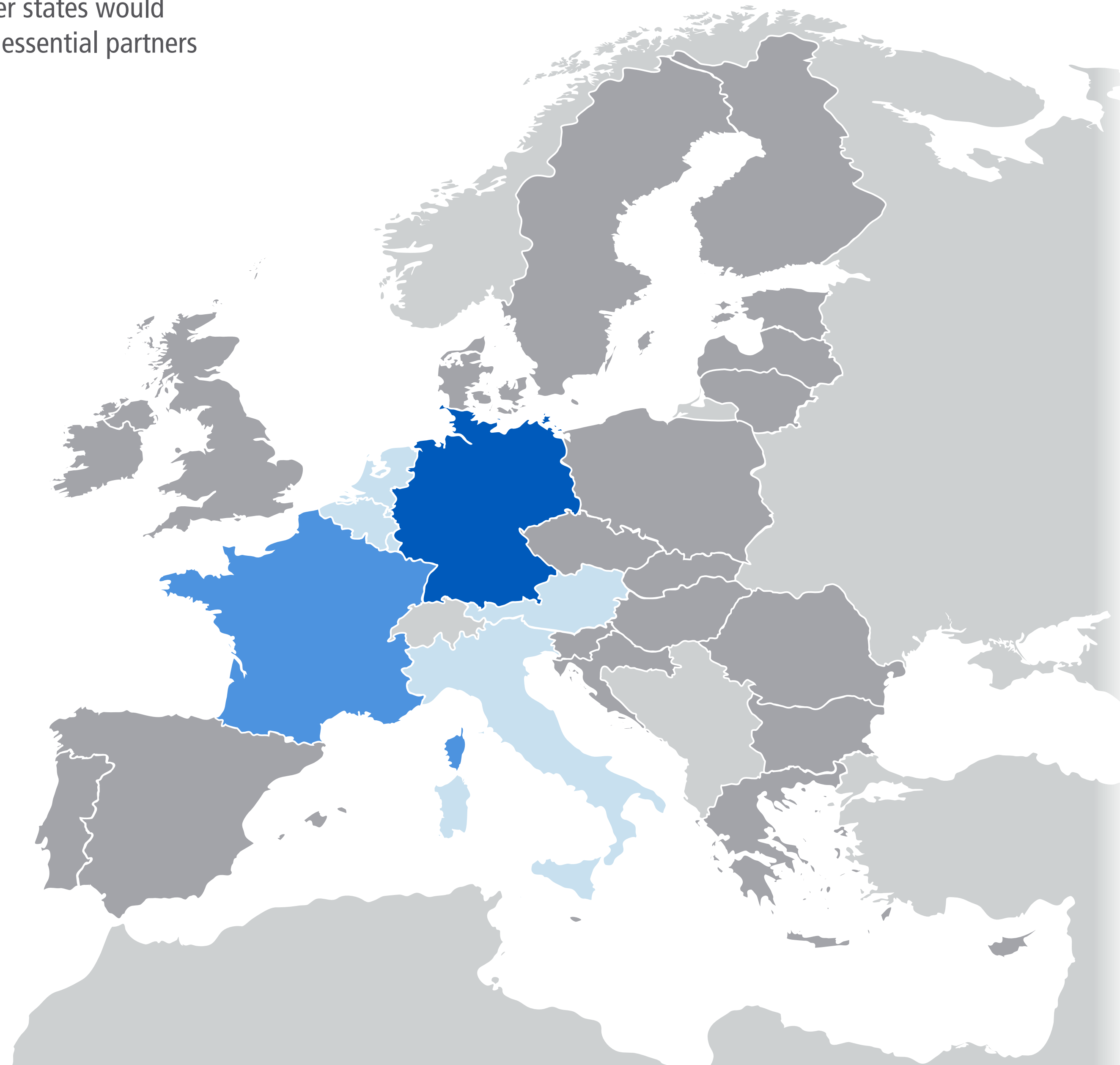
“Which other EU member states would your government see as essential partners in Fiscal Policy?”

- EU
- Big Six ▶**
- Founding Six ▶
- Affluent Seven ▶
- Southern Seven ▶
- Visegrád Four ▶

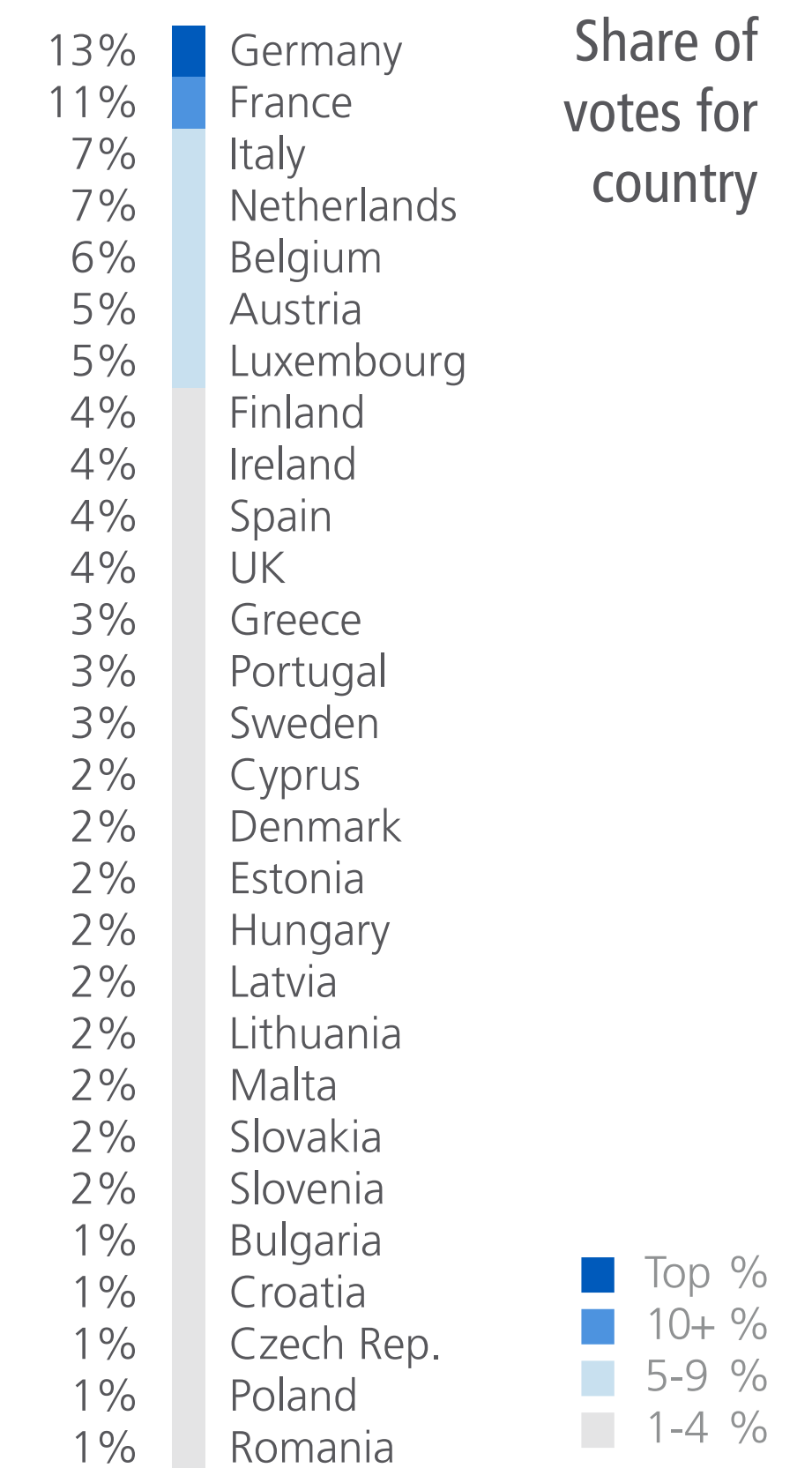
- Austria
- Belgium
- Bulgaria
- Croatia
- Cyprus
- Czech Rep. ▶
- Denmark ▶
- Estonia
- Finland ▶
- France ▶
- Germany ▶
- Greece
- Hungary ▶
- Ireland
- Italy ▶
- Latvia
- Lithuania
- Luxembourg
- Malta
- Netherlands ▶
- Poland ▶
- Portugal ▶
- Romania
- Slovakia
- Slovenia
- Spain ▶
- Sweden
- UK ▶

### Partners Overview

- Foreign and Development Policy
- Security and Defense Policy
- Economic and Social Policy
- Fiscal Policy**



Of 559 votes by 119 respondents, Germany received the most: 74



Rounded results. 0% shares not shown.

# Fiscal Policy Votes for Founding Six by Founding Six

## Q13

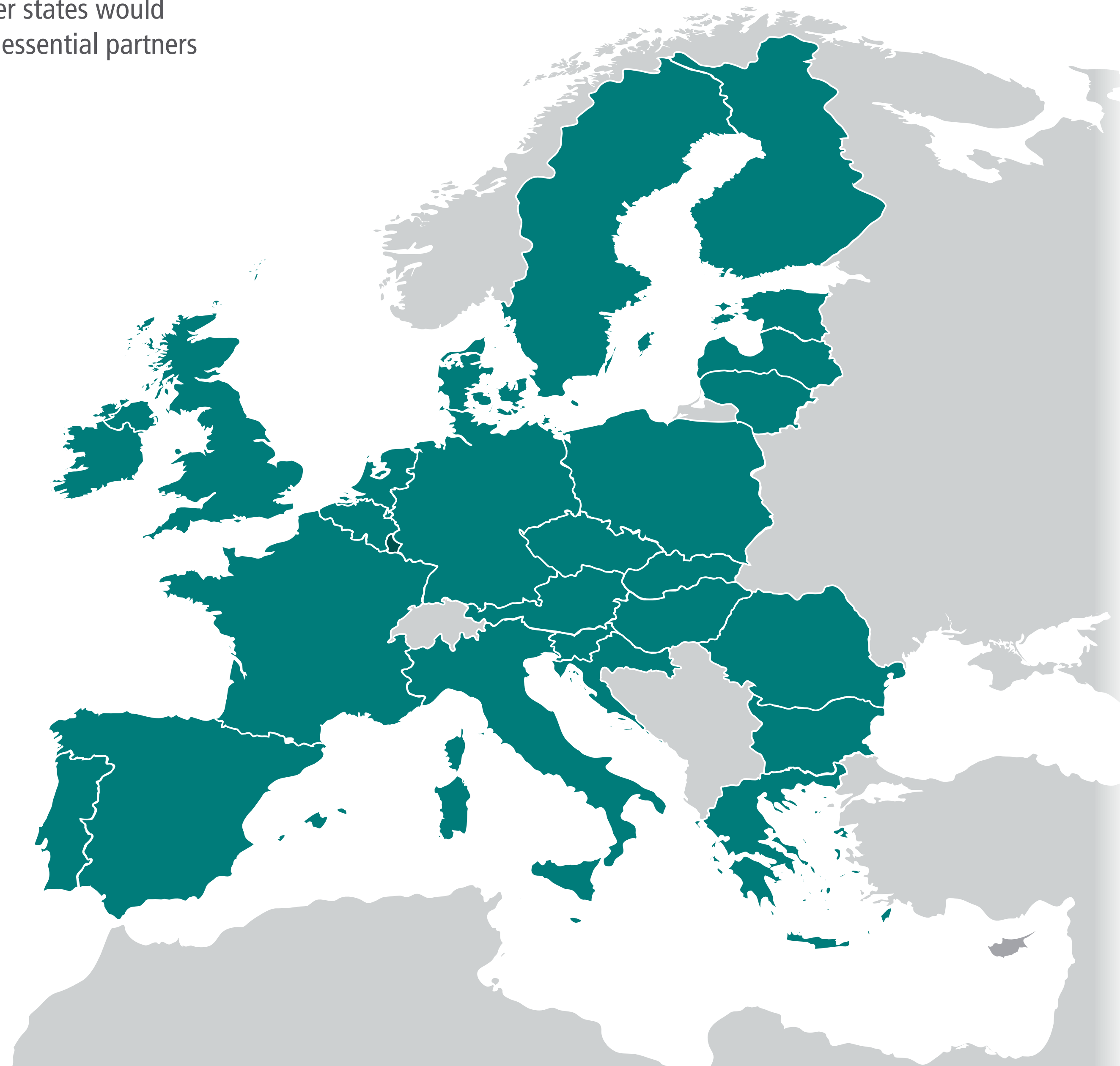
“Which other EU member states would your government see as essential partners in Fiscal Policy?”

- EU
- Big Six ▶
- Founding Six ▶**
- Affluent Seven ▶
- Southern Seven ▶
- Visegrád Four ▶

- Austria
- Belgium
- Bulgaria
- Croatia
- Cyprus
- Czech Rep. ▶
- Denmark ▶
- Estonia
- Finland ▶
- France ▶
- Germany ▶
- Greece
- Hungary ▶
- Ireland
- Italy ▶
- Latvia
- Lithuania
- Luxembourg
- Malta
- Netherlands ▶
- Poland ▶
- Portugal ▶
- Romania
- Slovakia
- Slovenia
- Spain ▶
- Sweden
- UK ▶

### Partners Overview

- Foreign and Development Policy
- Security and Defense Policy
- Economic and Social Policy
- Fiscal Policy**



Of 1203 votes by 279 respondents, Founding 6 received 572 (47.5%)

Share of votes by group
51%
50%
47%
47%
31%

Share of votes by country
89%
86%
78%
75%
69%
64%
61%
61%
60%
60%
56%
53%
52%
52%
50%
49%
45%
43%
41%
41%
39%
33%
32%
31%
29%
28%
25%

Rounded results. 0% shares not shown.

# Fiscal Policy Votes for Founding Six by Founding Six

## Q13


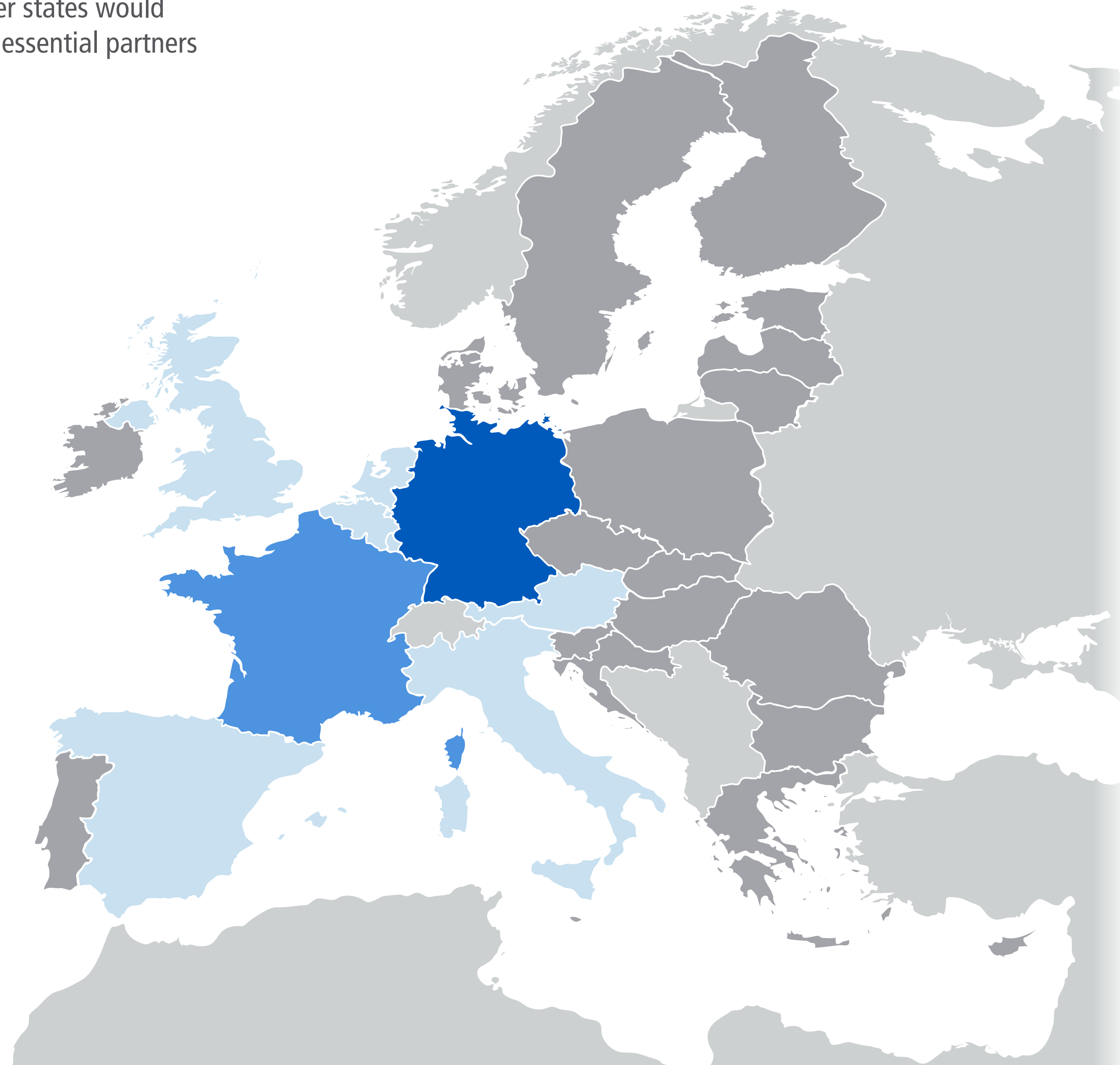
“Which other EU member states would your government see as essential partners in Fiscal Policy?”

- EU
- Big Six ▶
- Founding Six ▶**
- Affluent Seven ▶
- Southern Seven ▶
- Visegrád Four ▶

- Austria ▶
- Belgium ▶
- Bulgaria ▶
- Croatia ▶
- Cyprus ▶
- Czech Rep. ▶
- Denmark ▶
- Estonia ▶
- Finland ▶
- France ▶
- Germany ▶
- Greece ▶
- Hungary ▶
- Ireland ▶
- Italy ▶
- Latvia ▶
- Lithuania ▶
- Luxembourg ▶
- Malta ▶
- Netherlands ▶
- Poland ▶
- Portugal ▶
- Romania ▶
- Slovakia ▶
- Slovenia ▶
- Spain ▶
- Sweden ▶
- UK ▶

### Partners Overview

- Foreign and Development Policy
- Security and Defense Policy
- Economic and Social Policy
- Fiscal Policy**



Of 493 votes by 91 respondents, Germany received the most: 58

Group	Share of votes for group
Founding 6	47%
Big 6	41%
Affluent 7	33%
Southern 7	32%
Visegrád 4	5%

Country	Share of votes for country
Germany	12%
France	10%
Netherlands	7%
Austria	6%
Belgium	6%
Italy	6%
Luxembourg	6%
Spain	6%
UK	5%
Finland	4%
Greece	4%
Ireland	4%
Portugal	3%
Sweden	3%
Denmark	2%
Estonia	2%
Malta	2%
Poland	2%
Slovakia	2%
Slovenia	2%
Croatia	1%
Cyprus	1%
Czech Rep.	1%
Hungary	1%
Latvia	1%
Lithuania	1%
Romania	1%

■ Top %  
 ■ 10+ %  
 ■ 5-9 %  
 ■ 1-4 %

Rounded results. 0% shares not shown.

# Fiscal Policy Votes for Affluent Seven by Affluent Seven

## Q13

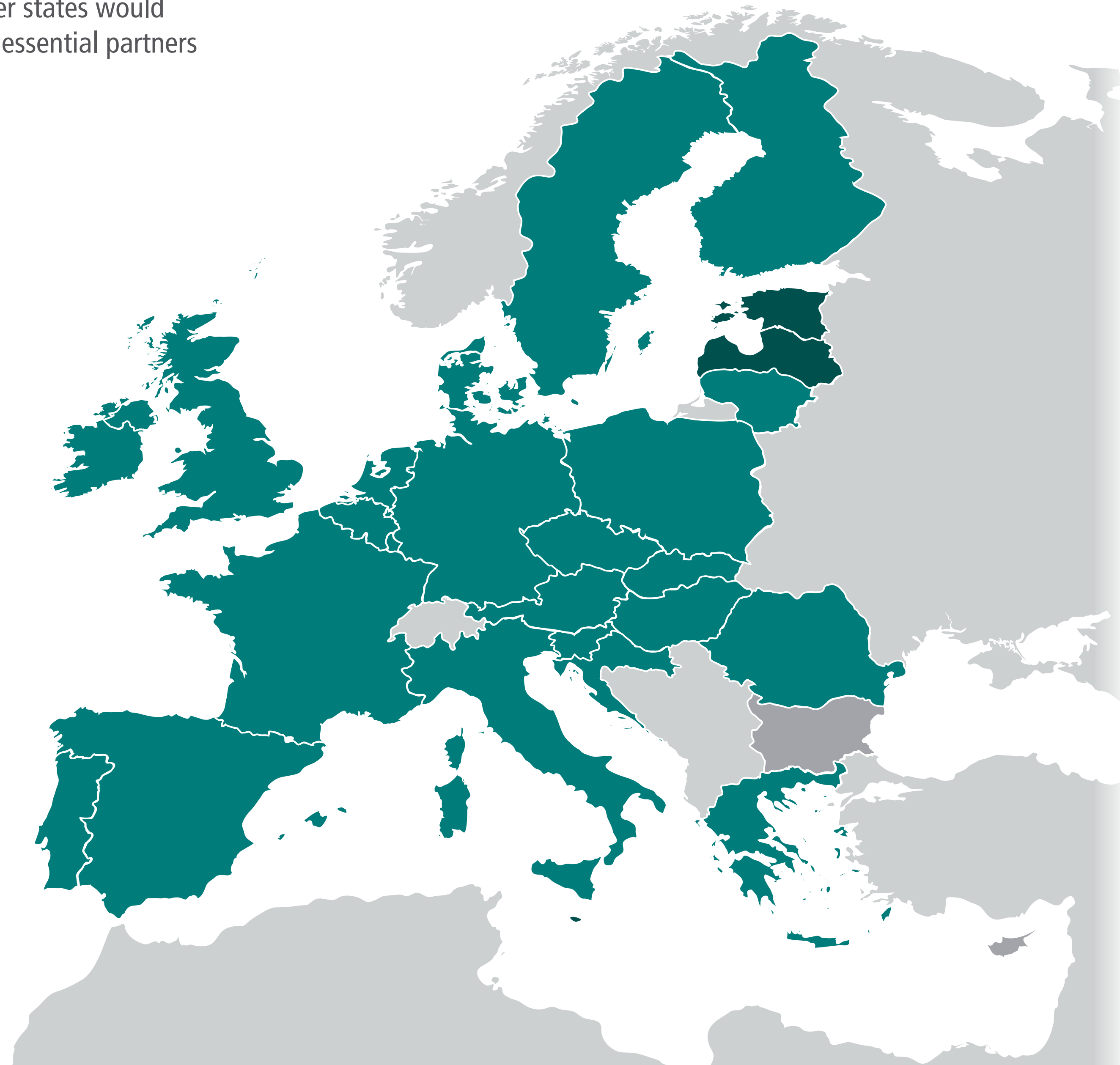
“Which other EU member states would your government see as essential partners in Fiscal Policy?”

- EU
- Big Six ▶
- Founding Six ▶
- Affluent Seven ▶**
- Southern Seven ▶
- Visegrád Four ▶

- Austria
- Belgium
- Bulgaria
- Croatia
- Cyprus
- Czech Rep. ▶
- Denmark ▶
- Estonia
- Finland ▶
- France ▶
- Germany ▶
- Greece
- Hungary ▶
- Ireland
- Italy ▶
- Latvia
- Lithuania
- Luxembourg
- Malta
- Netherlands ▶
- Poland ▶
- Portugal ▶
- Romania
- Slovakia
- Slovenia
- Spain ▶
- Sweden
- UK ▶

### Partners Overview

- Foreign and Development Policy
- Security and Defense Policy
- Economic and Social Policy
- Fiscal Policy**



Of 1203 votes by 279 respondents, Affluent 7 received 379 (31.5%)

Share of votes by group
40% Affluent 7
33% Founding 6
30% Big 6
28% Southern 7
15% Visegrád 4

Share of votes by country
50% Estonia
50% Latvia
50% Malta
48% Finland
47% Denmark
44% Austria
41% Croatia
40% Germany
40% Sweden
39% Romania
37% UK
36% Lithuania
35% Netherlands
34% France
33% Belgium
33% Luxembourg
31% Slovenia
28% Italy
27% Portugal
26% Spain
21% Czech Rep.
21% Greece
15% Poland
14% Slovakia
13% Hungary
11% Ireland
4% Bulgaria

Rounded results. 0% shares not shown.



# Fiscal Policy Votes for Affluent Seven by Affluent Seven

## Q13


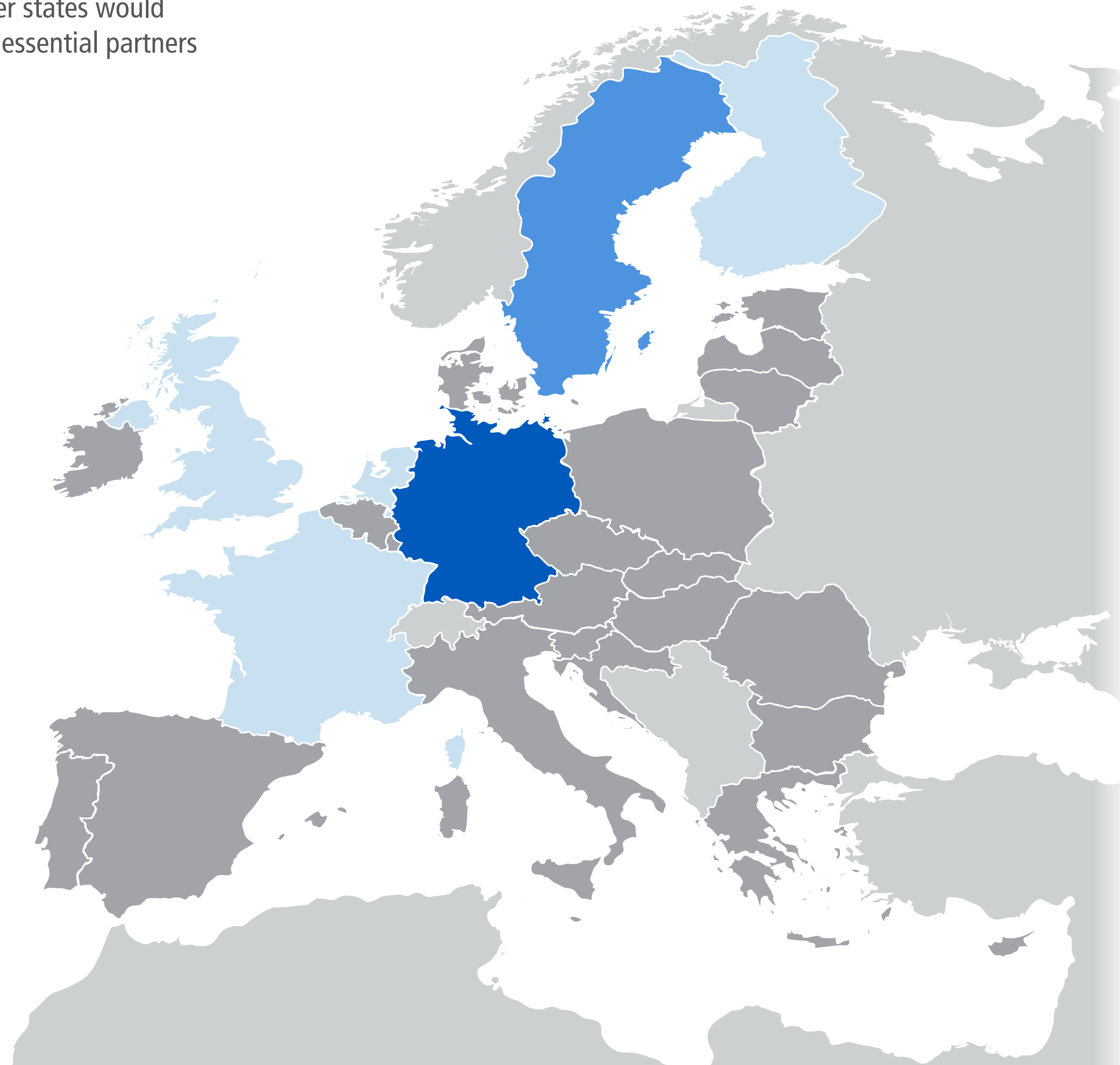
“Which other EU member states would your government see as essential partners in Fiscal Policy?”

- EU
- Big Six ▶
- Founding Six ▶
- Affluent Seven ▶**
- Southern Seven ▶
- Visegrád Four ▶

- |              |               |
|--------------|---------------|
| Austria      | Italy ▶       |
| Belgium      | Latvia        |
| Bulgaria     | Lithuania     |
| Croatia      | Luxembourg    |
| Cyprus       | Malta         |
| Czech Rep. ▶ | Netherlands ▶ |
| Denmark ▶    | Poland ▶      |
| Estonia      | Portugal ▶    |
| Finland ▶    | Romania       |
| France ▶     | Slovakia      |
| Germany ▶    | Slovenia      |
| Greece       | Spain ▶       |
| Hungary ▶    | Sweden        |
| Ireland      | UK ▶          |

### Partners Overview

- Foreign and Development Policy
- Security and Defense Policy
- Economic and Social Policy
- Fiscal Policy**



Of 278 votes by 69 respondents, Germany received the most: 56

47%	Founding 6	Share of votes for group
44%	Big 6	
40%	Affluent 7	
19%	Southern 7	
4%	Visegrád 4	

20%	Germany	Share of votes for country
10%	Sweden	
9%	Netherlands	
8%	Finland	
8%	France	
8%	UK	
4%	Austria	
4%	Luxembourg	
3%	Italy	
3%	Spain	
2%	Belgium	
2%	Denmark	
2%	Greece	
2%	Ireland	
1%	Cyprus	
1%	Czech Rep.	
1%	Estonia	
1%	Hungary	
1%	Malta	
1%	Poland	
1%	Portugal	
1%	Romania	
1%	Slovakia	
1%	Slovenia	

- Top %
- 10+ %
- 5-9 %
- 1-4 %

Rounded results. 0% shares not shown.

# Fiscal Policy Votes for Southern Seven by Southern Seven

## Q13

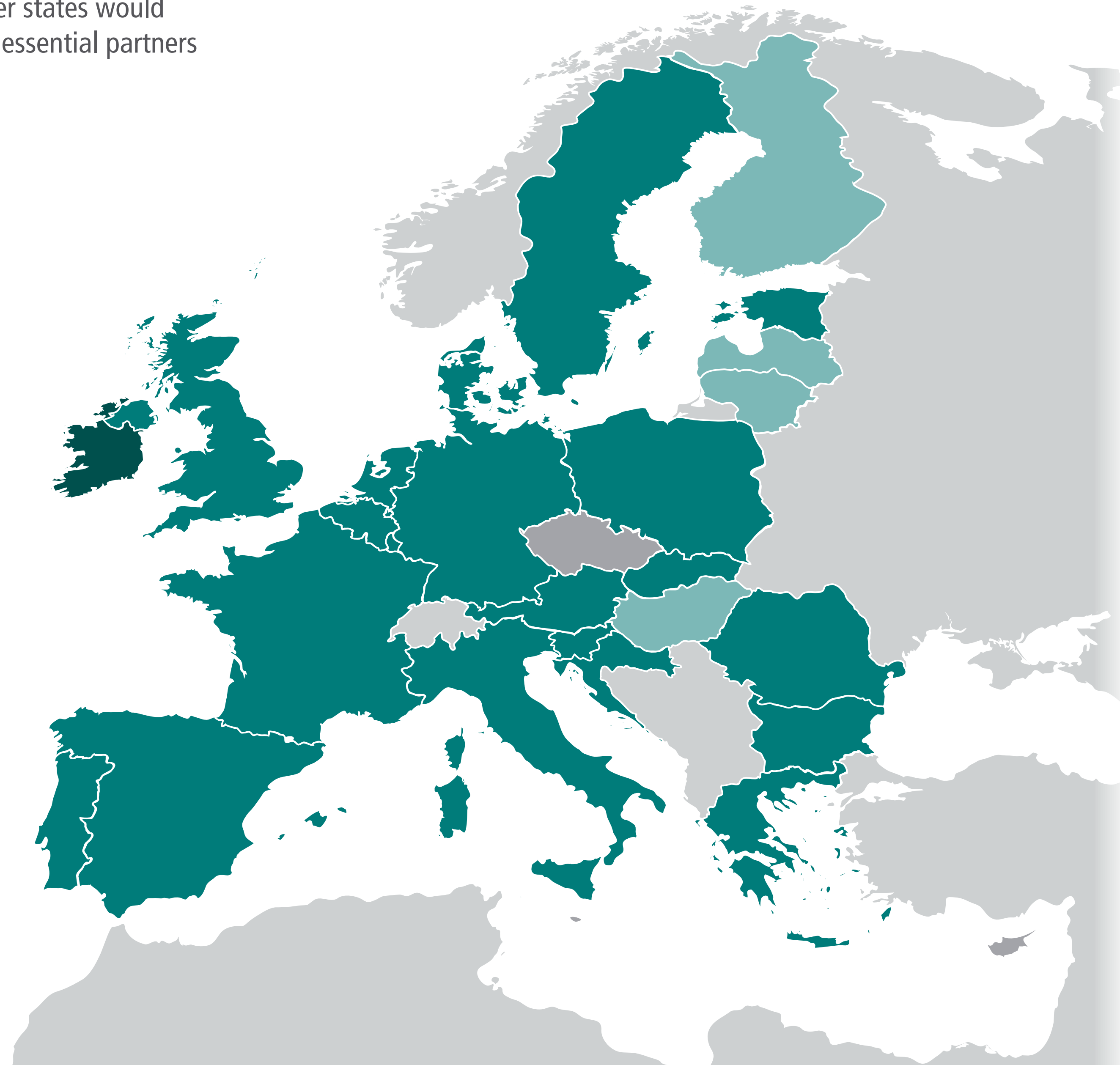
“Which other EU member states would your government see as essential partners in Fiscal Policy?”

- EU
- Big Six ▶
- Founding Six ▶
- Affluent Seven ▶
- Southern Seven ▶**
- Visegrád Four ▶

- Austria
- Belgium
- Bulgaria
- Croatia
- Cyprus
- Czech Rep. ▶
- Denmark ▶
- Estonia
- Finland ▶
- France ▶
- Germany ▶
- Greece
- Hungary ▶
- Ireland
- Italy ▶
- Latvia
- Lithuania
- Luxembourg
- Malta
- Netherlands ▶
- Poland ▶
- Portugal ▶
- Romania
- Slovakia
- Slovenia
- Spain ▶
- Sweden
- UK ▶

### Partners Overview

- Foreign and Development Policy
- Security and Defense Policy
- Economic and Social Policy
- Fiscal Policy**



Of 1203 votes by 279 respondents, Southern 7 received 312 (25.9%)

Group	Share of votes by group
Southern 7	34%
Big 6	32%
Founding 6	32%
Affluent 7	19%
Visegrád 4	7%

Country	Share of votes by country
Ireland	56%
Greece	50%
Portugal	41%
Germany	38%
Croatia	35%
Spain	35%
France	33%
Luxembourg	33%
Romania	33%
Belgium	32%
UK	31%
Italy	30%
Netherlands	26%
Slovenia	25%
Slovakia	14%
Estonia	13%
Sweden	13%
Austria	12%
Bulgaria	12%
Denmark	10%
Poland	10%
Finland	8%
Latvia	6%
Lithuania	6%
Hungary	5%
Czech Rep.	4%

Rounded results. 0% shares not shown.

# Fiscal Policy Votes for Southern Seven by Southern Seven

## Q13


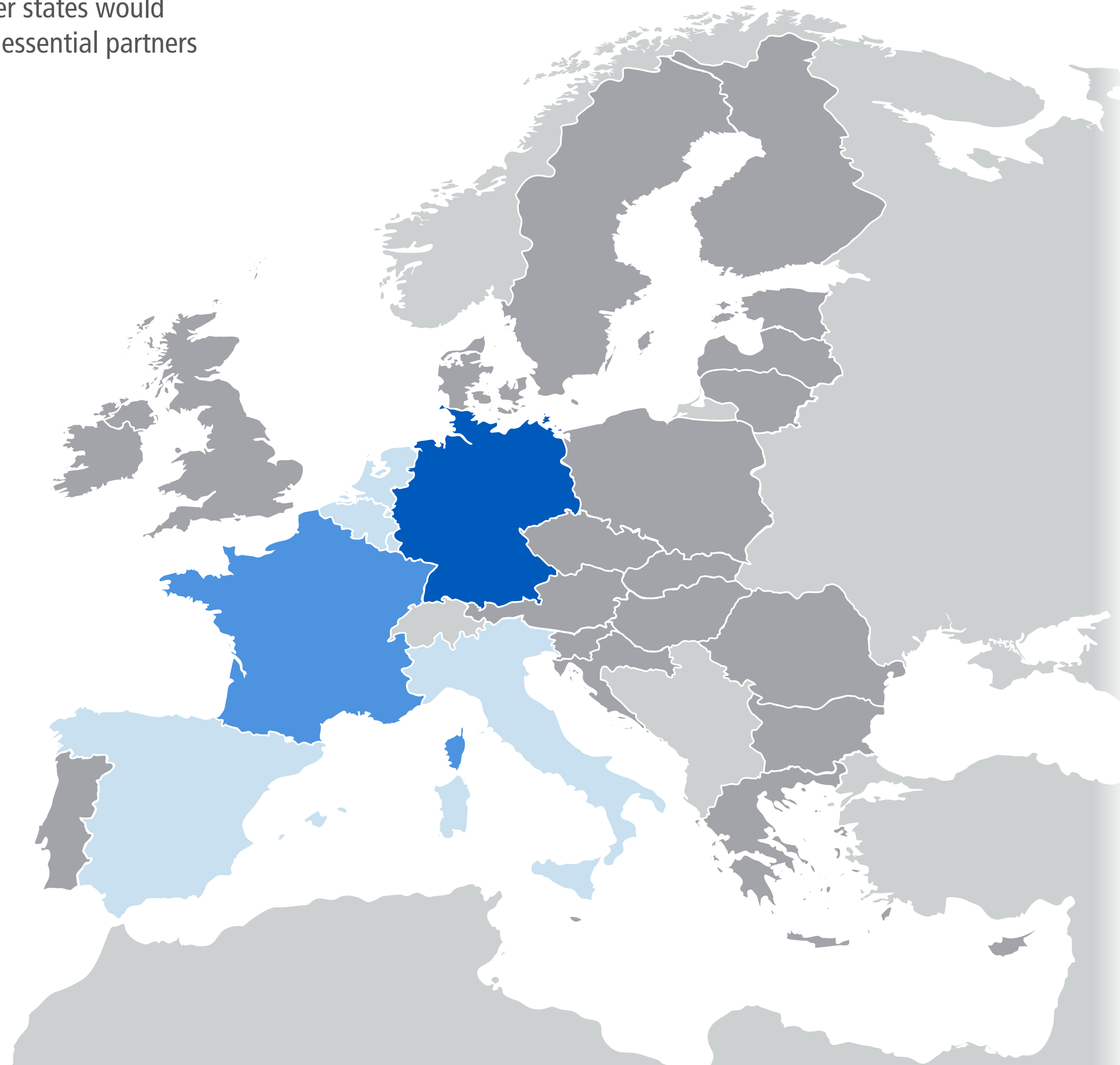
“Which other EU member states would your government see as essential partners in Fiscal Policy?”

- EU
- Big Six ▶
- Founding Six ▶
- Affluent Seven ▶
- Southern Seven ▶**
- Visegrád Four ▶

- Austria
- Belgium
- Bulgaria
- Croatia
- Cyprus
- Czech Rep. ▶
- Denmark ▶
- Estonia
- Finland ▶
- France ▶
- Germany ▶
- Greece
- Hungary ▶
- Ireland
- Italy ▶
- Latvia
- Lithuania
- Luxembourg
- Malta
- Netherlands ▶
- Poland ▶
- Portugal ▶
- Romania
- Slovakia
- Slovenia
- Spain ▶
- Sweden
- UK ▶

### Partners Overview

- Foreign and Development Policy
- Security and Defense Policy
- Economic and Social Policy
- Fiscal Policy**



Of 471 votes by 86 respondents, Germany received the most: 74

Share of votes for group	Group
51%	Founding 6
44%	Big 6
34%	Southern 7
28%	Affluent 7
5%	Visegrád 4

Share of votes for country	Country
16%	Germany
10%	France
7%	Belgium
7%	Italy
6%	Luxembourg
6%	Spain
5%	Netherlands
4%	Greece
4%	Ireland
4%	UK
3%	Austria
3%	Finland
3%	Portugal
2%	Cyprus
2%	Denmark
2%	Estonia
2%	Malta
2%	Poland
2%	Slovenia
2%	Sweden
1%	Bulgaria
1%	Croatia
1%	Czech Rep.
1%	Hungary
1%	Latvia
1%	Lithuania
1%	Romania
1%	Slovakia

Rounded results. 0% shares not shown.

# Fiscal Policy Votes for Visegrád Four by Visegrád Four

## Q13


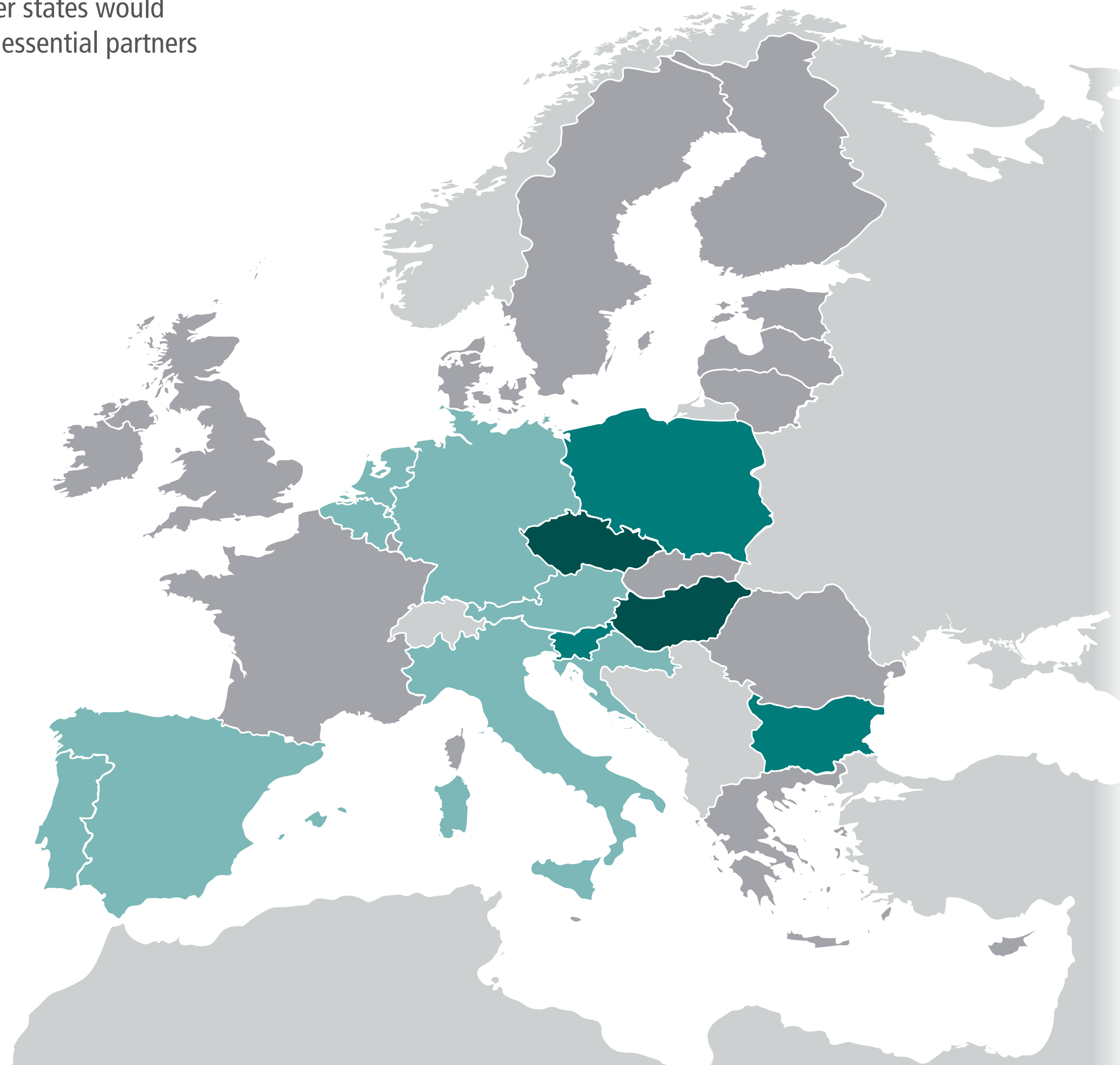
“Which other EU member states would your government see as essential partners in Fiscal Policy?”

- EU
- Big Six ▶
- Founding Six ▶
- Affluent Seven ▶
- Southern Seven ▶
- Visegrád Four ▶**

- Austria
- Belgium
- Bulgaria
- Croatia
- Cyprus
- Czech Rep. ▶
- Denmark ▶
- Estonia
- Finland ▶
- France ▶
- Germany ▶
- Greece
- Hungary ▶
- Ireland
- Italy ▶
- Latvia
- Lithuania
- Luxembourg
- Malta
- Netherlands ▶
- Poland ▶
- Portugal ▶
- Romania
- Slovakia
- Slovenia
- Spain ▶
- Sweden
- UK ▶

### Partners Overview

- Foreign and Development Policy
- Security and Defense Policy
- Economic and Social Policy
- Fiscal Policy**



Of 1203 votes by 279 respondents, Visegrád 4 received 93 (7.7%)

Share of votes by group	
29%	Visegrád 4
6%	Big 6
5%	Founding 6
5%	Southern 7
4%	Affluent 7

Share of votes by country	
32%	Czech Rep.
32%	Hungary
27%	Poland
20%	Bulgaria
19%	Slovenia
8%	Austria
7%	Belgium
7%	Netherlands
6%	Croatia
6%	Italy
5%	Germany
5%	Portugal
5%	Spain
4%	France
3%	Lithuania
3%	Romania
1%	Denmark

- Top %
- 10+ %
- 5-9 %
- 1-4 %

Rounded results. 0% shares not shown.

# Fiscal Policy Votes for Visegrád Four by Visegrád Four

## Q13


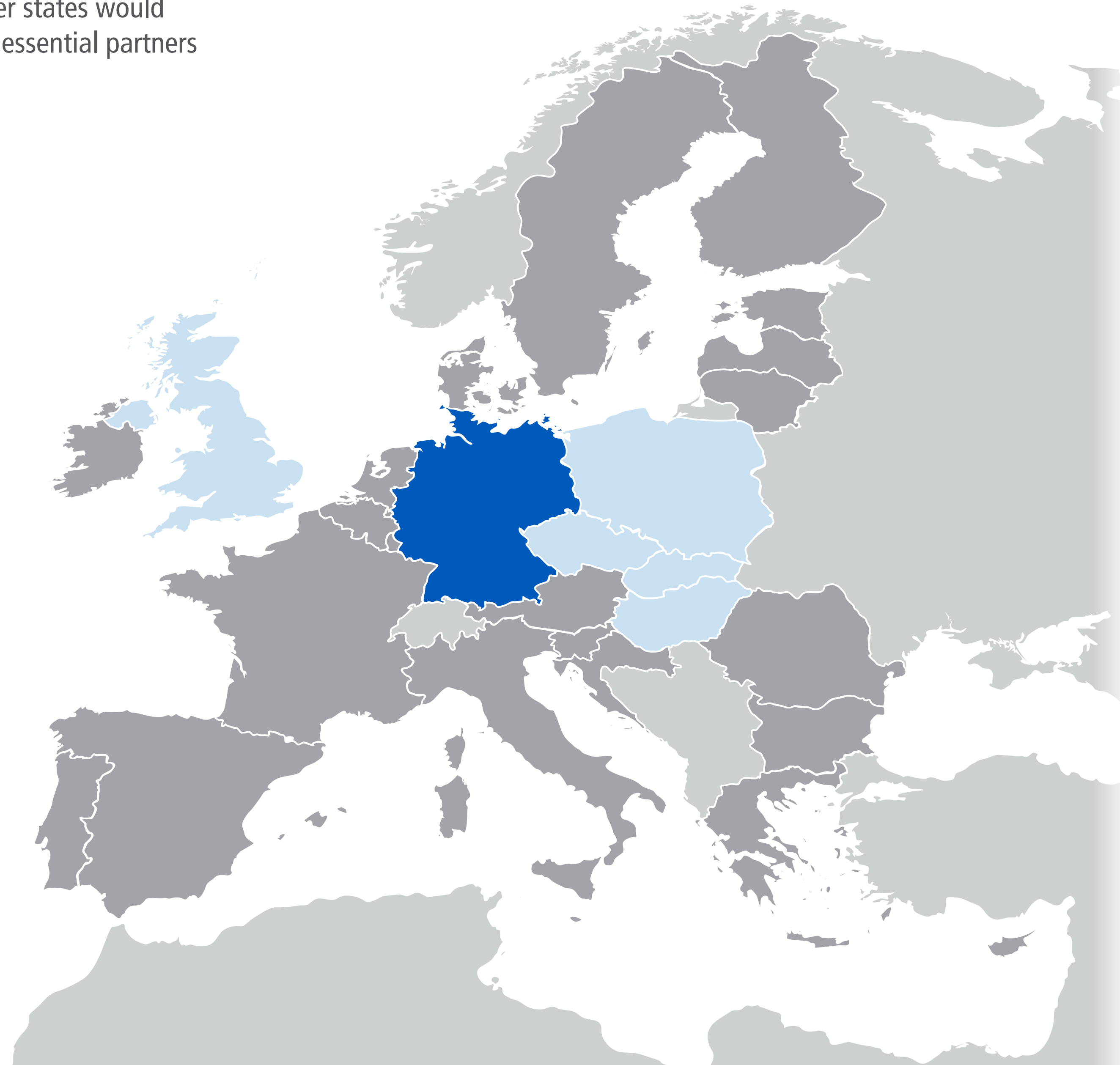
“Which other EU member states would your government see as essential partners in Fiscal Policy?”

- EU
- Big Six ▶
- Founding Six ▶
- Affluent Seven ▶
- Southern Seven ▶
- Visegrád Four ▶**

- Austria ▶
- Belgium ▶
- Bulgaria ▶
- Croatia ▶
- Cyprus ▶
- Czech Rep. ▶
- Denmark ▶
- Estonia ▶
- Finland ▶
- France ▶
- Germany ▶
- Greece ▶
- Hungary ▶
- Ireland ▶
- Italy ▶
- Latvia ▶
- Lithuania ▶
- Luxembourg ▶
- Malta ▶
- Netherlands ▶
- Poland ▶
- Portugal ▶
- Romania ▶
- Slovakia ▶
- Slovenia ▶
- Spain ▶
- Sweden ▶
- UK ▶

### Partners Overview

- Foreign and Development Policy
- Security and Defense Policy
- Economic and Social Policy
- Fiscal Policy**



Of 136 votes by 54 respondents, Germany received the most: 32

Group	Share of votes for group
Big 6	42%
Founding 6	31%
Visegrád 4	29%
Affluent 7	15%
Southern 7	7%

Country	Share of votes for country
Germany	24%
Slovakia	9%
Czech Rep.	7%
Poland	7%
UK	7%
Hungary	5%
Austria	4%
France	4%
Sweden	4%
Denmark	2%
Finland	2%
Latvia	2%
Lithuania	2%
Netherlands	2%
Romania	2%
Bulgaria	1%
Croatia	1%
Cyprus	1%
Estonia	1%
Greece	1%
Ireland	1%
Italy	1%
Luxembourg	1%
Slovenia	1%

■ Top %  
■ 10+ %  
■ 5-9 %  
■ 1-4 %

Rounded results. 0% shares not shown.

# Fiscal Policy Votes for Austria

## Q13


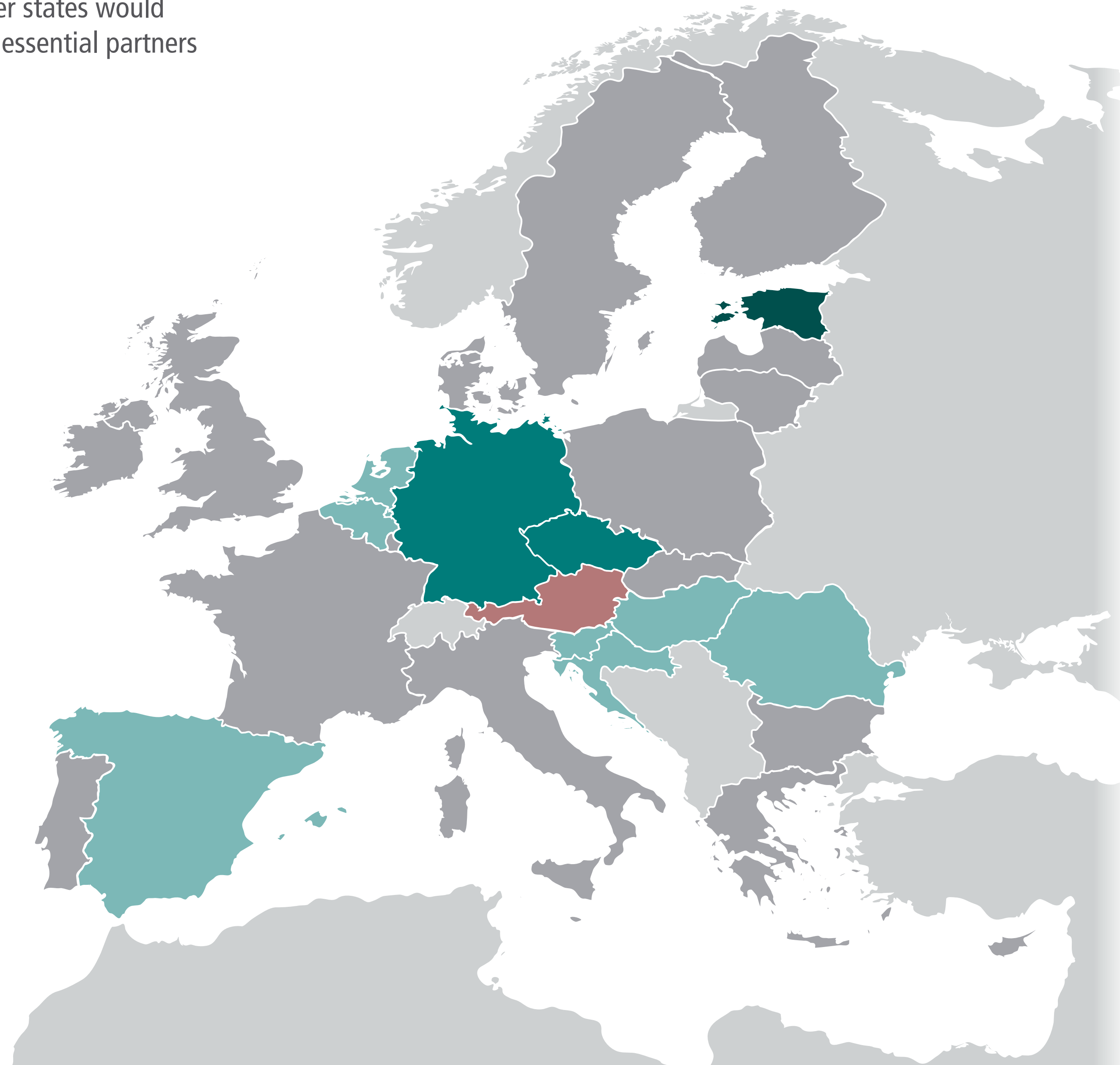
“Which other EU member states would your government see as essential partners in Fiscal Policy?”

- EU
- Big Six ▶
- Founding Six ▶
- Affluent Seven ▶
- Southern Seven ▶
- Visegrád Four ▶

- Austria**
- Belgium
- Bulgaria
- Croatia
- Cyprus
- Czech Rep. ▶
- Denmark ▶
- Estonia
- Finland ▶
- France ▶
- Germany ▶
- Greece
- Hungary ▶
- Ireland
- Italy ▶
- Latvia
- Lithuania
- Luxembourg
- Malta
- Netherlands ▶
- Poland ▶
- Portugal ▶
- Romania
- Slovakia
- Slovenia
- Spain ▶
- Sweden
- UK ▶

### Partners Overview

- Foreign and Development Policy
- Security and Defense Policy
- Economic and Social Policy
- Fiscal Policy**



Of 1203 votes by 279 respondents, Austria received 52 (4.3%)

Share of votes by group	Group
6%	Founding 6
5%	Big 6
4%	Affluent 7
4%	Visegrád 4
3%	Southern 7

Share of votes by country	Country
13%	Estonia
11%	Czech Rep.
11%	Germany
9%	Slovenia
8%	Netherlands
8%	Romania
6%	Croatia
5%	Belgium
5%	Hungary
5%	Spain
4%	Italy
3%	Denmark
3%	UK
2%	France
1%	Portugal

- Top %
- 10+ %
- 5-9 %
- 1-4 %

Rounded results. 0% shares not shown.



Austria



Design

Findings

Chapters

Preferences

Influence

**Partners**

Policies

[ecfr.eu/eucoalitionexplorer](https://ecfr.eu/eucoalitionexplorer)

# Fiscal Policy Votes for Belgium

## Q13


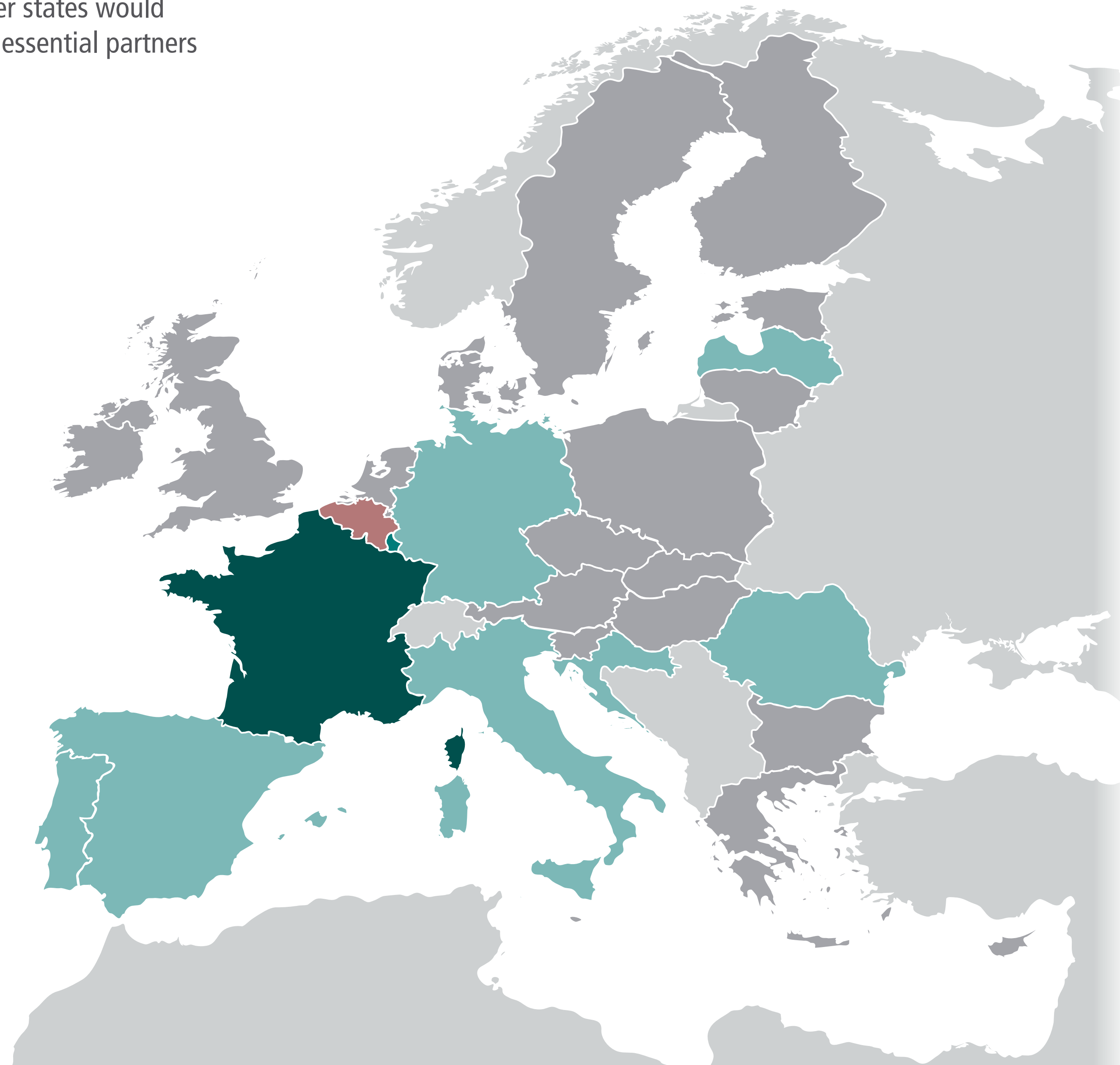
“Which other EU member states would your government see as essential partners in Fiscal Policy?”

- EU
- Big Six ▶
- Founding Six ▶
- Affluent Seven ▶
- Southern Seven ▶
- Visegrád Four ▶

- Austria
- Belgium**
- Bulgaria
- Croatia
- Cyprus
- Czech Rep. ▶
- Denmark ▶
- Estonia
- Finland ▶
- France ▶
- Germany ▶
- Greece
- Hungary ▶
- Ireland
- Italy ▶
- Latvia
- Lithuania
- Luxembourg
- Malta
- Netherlands ▶
- Poland ▶
- Portugal ▶
- Romania
- Slovakia
- Slovenia
- Spain ▶
- Sweden
- UK ▶

### Partners Overview

- Foreign and Development Policy
- Security and Defense Policy
- Economic and Social Policy
- Fiscal Policy**



Of 1203 votes by 279 respondents, Belgium received 49 (4.1%)

7% Southern 7  
6% Big 6  
6% Founding 6  
2% Affluent 7

Share of votes by group

13% France  
11% Luxembourg  
7% Portugal  
6% Croatia  
6% Latvia  
6% Romania  
6% Spain  
5% Germany  
5% Italy  
4% Austria  
4% Finland  
4% Netherlands  
3% UK

Share of votes by country

■ Top %  
■ 10+ %  
■ 5-9 %  
■ 1-4 %

Rounded results. 0% shares not shown.

# Fiscal Policy Votes for Bulgaria

Q13

“Which other EU member states would your government see as essential partners in Fiscal Policy?”

- EU
- Big Six ▶
- Founding Six ▶
- Affluent Seven ▶
- Southern Seven ▶
- Visegrád Four ▶

- Austria
- Belgium
- Bulgaria**
- Croatia
- Cyprus
- Czech Rep. ▶
- Denmark ▶
- Estonia
- Finland ▶
- France ▶
- Germany ▶
- Greece
- Hungary ▶
- Ireland
- Italy ▶
- Latvia
- Lithuania
- Luxembourg
- Malta
- Netherlands ▶
- Poland ▶
- Portugal ▶
- Romania
- Slovakia
- Slovenia
- Spain ▶
- Sweden
- UK ▶

## Partners Overview

- Foreign and Development Policy
- Security and Defense Policy
- Economic and Social Policy
- Fiscal Policy**



Of 1203 votes by 279 respondents, Bulgaria received 7 (0.6%)

1% Big 6  
1% Southern 7  
1% Visegrád 4

Share of votes by group

6% Romania  
4% Czech Rep.  
2% Spain  
1% Italy  
1% Netherlands

Share of votes by country

■ Top %  
■ 10+ %  
■ 5-9 %  
■ 1-4 %

Rounded results. 0% shares not shown.



# Fiscal Policy Votes for Croatia

## Q13

“Which other EU member states would your government see as essential partners in Fiscal Policy?”

- EU
- Big Six ▶
- Founding Six ▶
- Affluent Seven ▶
- Southern Seven ▶
- Visegrád Four ▶

- Austria
- Belgium
- Bulgaria
- Croatia**
- Cyprus
- Czech Rep. ▶
- Denmark ▶
- Estonia
- Finland ▶
- France ▶
- Germany ▶
- Greece
- Hungary ▶
- Ireland
- Italy ▶
- Latvia
- Lithuania
- Luxembourg
- Malta
- Netherlands ▶
- Poland ▶
- Portugal ▶
- Romania
- Slovakia
- Slovenia
- Spain ▶
- Sweden
- UK ▶

### Partners Overview

- Foreign and Development Policy
- Security and Defense Policy
- Economic and Social Policy
- Fiscal Policy**



Of 1203 votes by 279 respondents, Croatia received 10 (0.8%)

1% Big 6  
1% Founding 6  
1% Southern 7  
1% Visegrád 4

Share of votes by group

8% Bulgaria  
4% Czech Rep.  
3% Slovenia  
2% Hungary  
2% Spain  
1% France  
1% Italy  
1% Netherlands

Share of votes by country

■ Top %  
■ 10+ %  
■ 5-9 %  
■ 1-4 %

Rounded results. 0% shares not shown.



Croatia



Design

Findings

Chapters

Preferences

Influence

**Partners**

Policies

[ecfr.eu/eucoalitionexplorer](https://ecfr.eu/eucoalitionexplorer)

# Fiscal Policy Votes for Cyprus

## Q13


“Which other EU member states would your government see as essential partners in Fiscal Policy?”

- EU
- Big Six ▶
- Founding Six ▶
- Affluent Seven ▶
- Southern Seven ▶
- Visegrád Four ▶

- Austria
- Belgium
- Bulgaria
- Croatia
- Cyprus**
- Czech Rep. ▶
- Denmark ▶
- Estonia
- Finland ▶
- France ▶
- Germany ▶
- Greece
- Hungary ▶
- Ireland
- Italy ▶
- Latvia
- Lithuania
- Luxembourg
- Malta
- Netherlands ▶
- Poland ▶
- Portugal ▶
- Romania
- Slovakia
- Slovenia
- Spain ▶
- Sweden
- UK ▶

### Partners Overview

- Foreign and Development Policy
- Security and Defense Policy
- Economic and Social Policy
- Fiscal Policy**



Of 1203 votes by 279 respondents, Cyprus received 15 (1.2%)

Share of votes by group	Group
2%	Big 6
2%	Southern 7
1%	Affluent 7
1%	Founding 6
1%	Visegrád 4

Share of votes by country	Country
7%	Greece
3%	Slovenia
3%	Spain
2%	Belgium
2%	France
2%	Hungary
1%	Germany
1%	Italy
1%	Netherlands
1%	Portugal

- Top %
- 10+ %
- 5-9 %
- 1-4 %

Rounded results. 0% shares not shown.

# Fiscal Policy Votes for Czech Rep. by Czech Rep.

## Q13


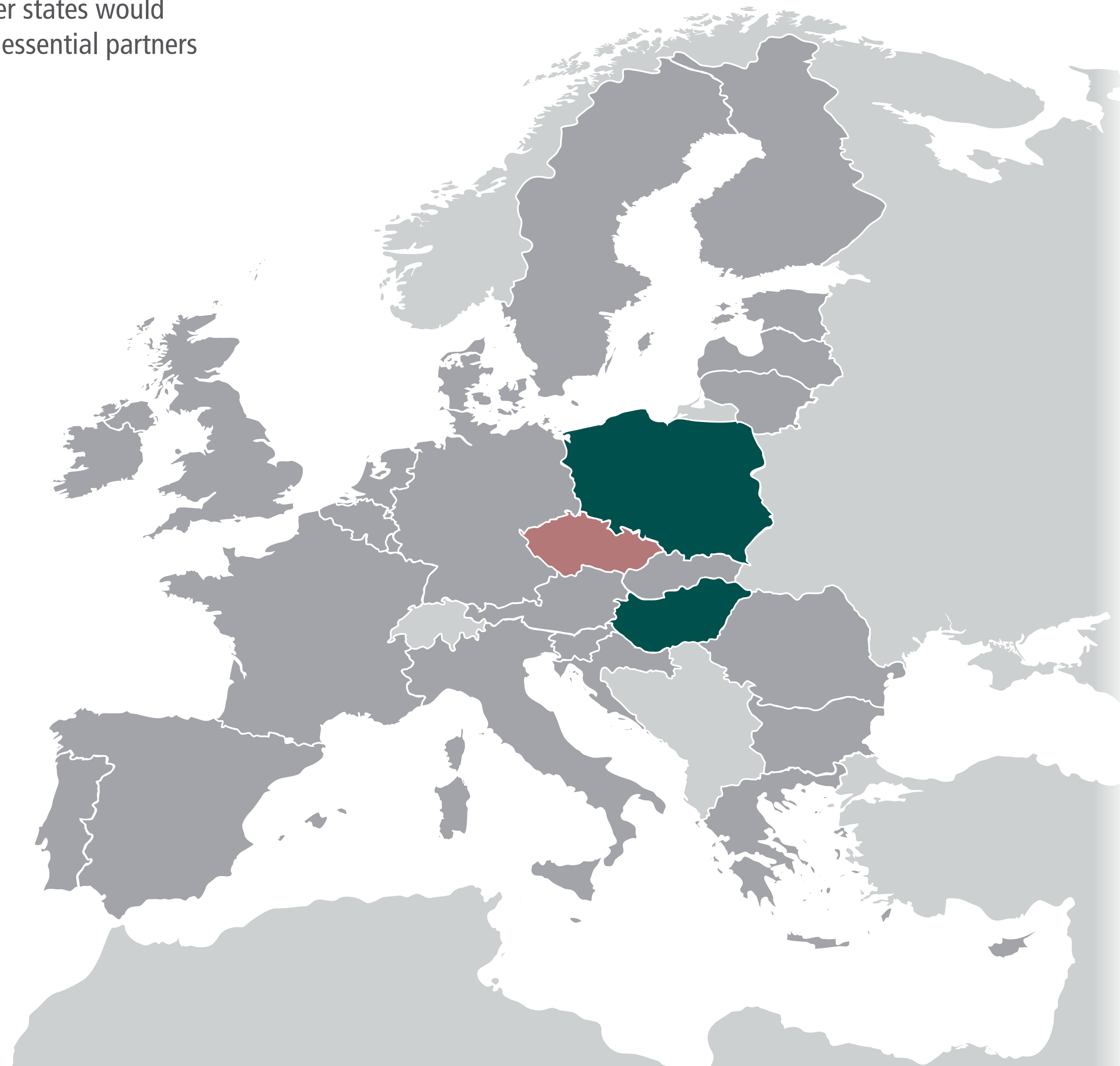
“Which other EU member states would your government see as essential partners in Fiscal Policy?”

- EU
- Big Six ▶
- Founding Six ▶
- Affluent Seven ▶
- Southern Seven ▶
- Visegrád Four ▶

- Austria
- Belgium
- Bulgaria
- Croatia
- Cyprus
- Czech Rep. ▶**
- Denmark ▶
- Estonia
- Finland ▶
- France ▶
- Germany ▶
- Greece
- Hungary ▶
- Ireland
- Italy ▶
- Latvia
- Lithuania
- Luxembourg
- Malta
- Netherlands ▶
- Poland ▶
- Portugal ▶
- Romania
- Slovakia
- Slovenia
- Spain ▶
- Sweden
- UK ▶

### Partners Overview

- Foreign and Development Policy
- Security and Defense Policy
- Economic and Social Policy
- Fiscal Policy**



Of 1203 votes by 279 respondents, Czech Rep. received 19 (1.6%)

Share of votes by group	
7%	Visegrád 4
1%	Affluent 7
1%	Big 6
1%	Founding 6
1%	Southern 7

Share of votes by country	
10%	Hungary
10%	Poland
4%	Austria
4%	Bulgaria
3%	Slovenia
2%	Italy
1%	Netherlands
1%	Portugal
1%	Spain

- Top %
- 10+ %
- 5-9 %
- 1-4 %

Rounded results. 0% shares not shown.

# Fiscal Policy Votes for Czech Rep. by Czech Rep.

## Q13

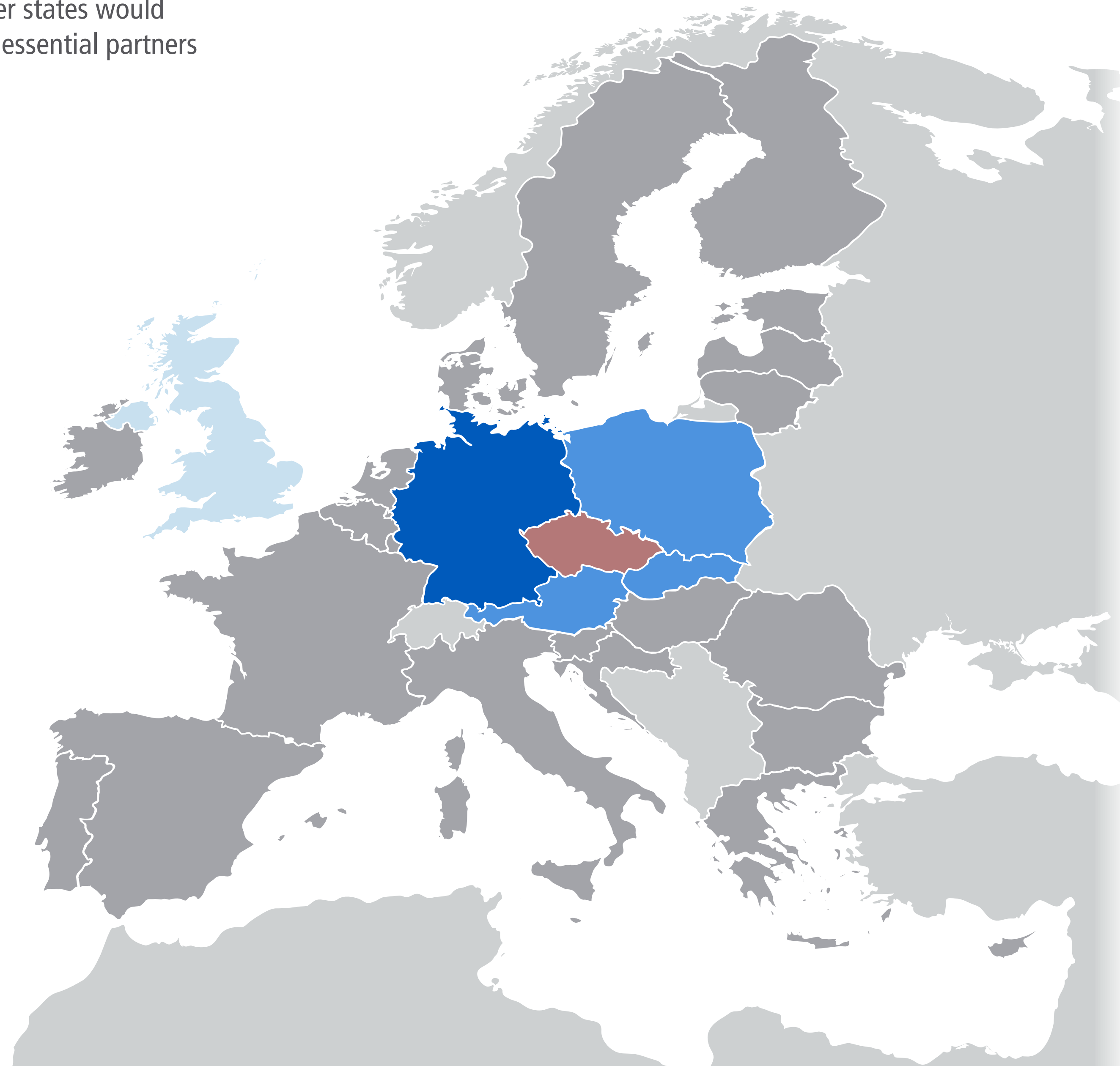
“Which other EU member states would your government see as essential partners in Fiscal Policy?”

- EU
- Big Six ▶
- Founding Six ▶
- Affluent Seven ▶
- Southern Seven ▶
- Visegrád Four ▶

- Austria
- Belgium
- Bulgaria
- Croatia
- Cyprus
- Czech Rep. ▶**
- Denmark ▶
- Estonia
- Finland ▶
- France ▶
- Germany ▶
- Greece
- Hungary ▶
- Ireland
- Italy ▶
- Latvia
- Lithuania
- Luxembourg
- Malta
- Netherlands ▶
- Poland ▶
- Portugal ▶
- Romania
- Slovakia
- Slovenia
- Spain ▶
- Sweden
- UK ▶

### Partners Overview

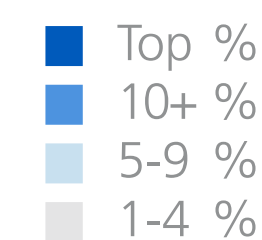
- Foreign and Development Policy
- Security and Defense Policy
- Economic and Social Policy
- Fiscal Policy**



Of 28 votes by 10 respondents, Germany received the most: 7

Share of votes for group	Group
46%	Big 6
32%	Founding 6
32%	Visegrád 4
21%	Affluent 7
4%	Southern 7

Share of votes for country	Country
25%	Germany
18%	Slovakia
11%	Austria
11%	Poland
7%	UK
4%	Bulgaria
4%	Croatia
4%	Finland
4%	France
4%	Hungary
4%	Netherlands
4%	Slovenia
4%	Sweden



Rounded results. 0% shares not shown.

# Fiscal Policy Votes for Denmark by Denmark

## Q13


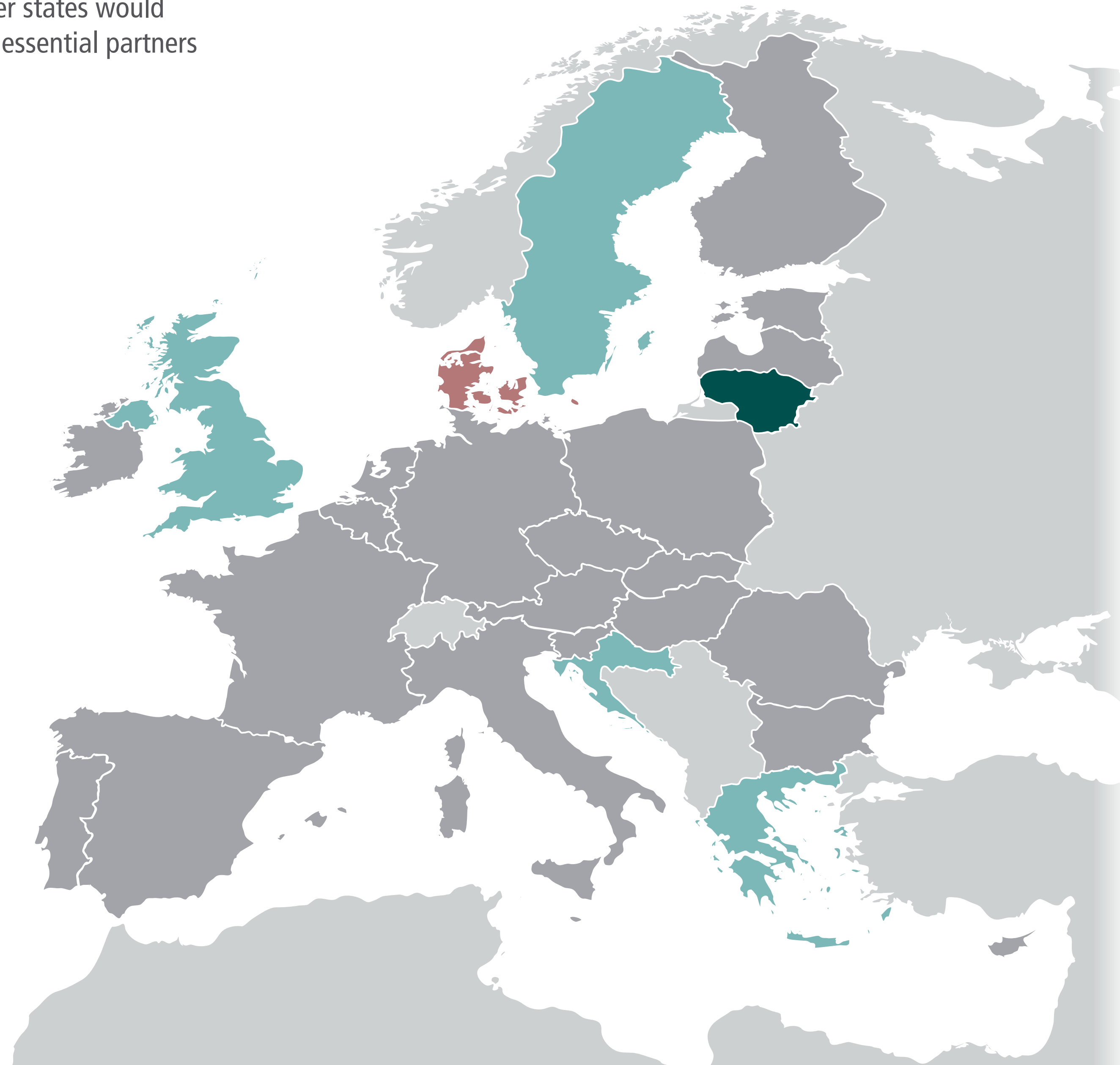
“Which other EU member states would your government see as essential partners in Fiscal Policy?”

- EU
- Big Six ▶
- Founding Six ▶
- Affluent Seven ▶
- Southern Seven ▶
- Visegrád Four ▶

- Austria
- Belgium
- Bulgaria
- Croatia
- Cyprus
- Czech Rep. ▶
- Denmark ▶**
- Estonia
- Finland ▶
- France ▶
- Germany ▶
- Greece
- Hungary ▶
- Ireland
- Italy ▶
- Latvia
- Lithuania
- Luxembourg
- Malta
- Netherlands ▶
- Poland ▶
- Portugal ▶
- Romania
- Slovakia
- Slovenia
- Spain ▶
- Sweden
- UK ▶

### Partners Overview

- Foreign and Development Policy
- Security and Defense Policy
- Economic and Social Policy
- Fiscal Policy**



Of 1203 votes by 279 respondents, Denmark received 24 (2%)

2%	Affluent 7	Share of votes by group
2%	Big 6	
2%	Founding 6	
2%	Southern 7	
2%	Visegrád 4	

8%	Lithuania	Share of votes by country
7%	Greece	
7%	Sweden	
6%	Croatia	
6%	UK	
4%	Finland	
4%	Netherlands	
3%	Hungary	
3%	Romania	
2%	Belgium	
2%	France	
2%	Italy	
2%	Poland	
1%	Portugal	
1%	Spain	

- Top %
- 10+ %
- 5-9 %
- 1-4 %

Rounded results. 0% shares not shown.

# Fiscal Policy Votes for Denmark by Denmark

## Q13


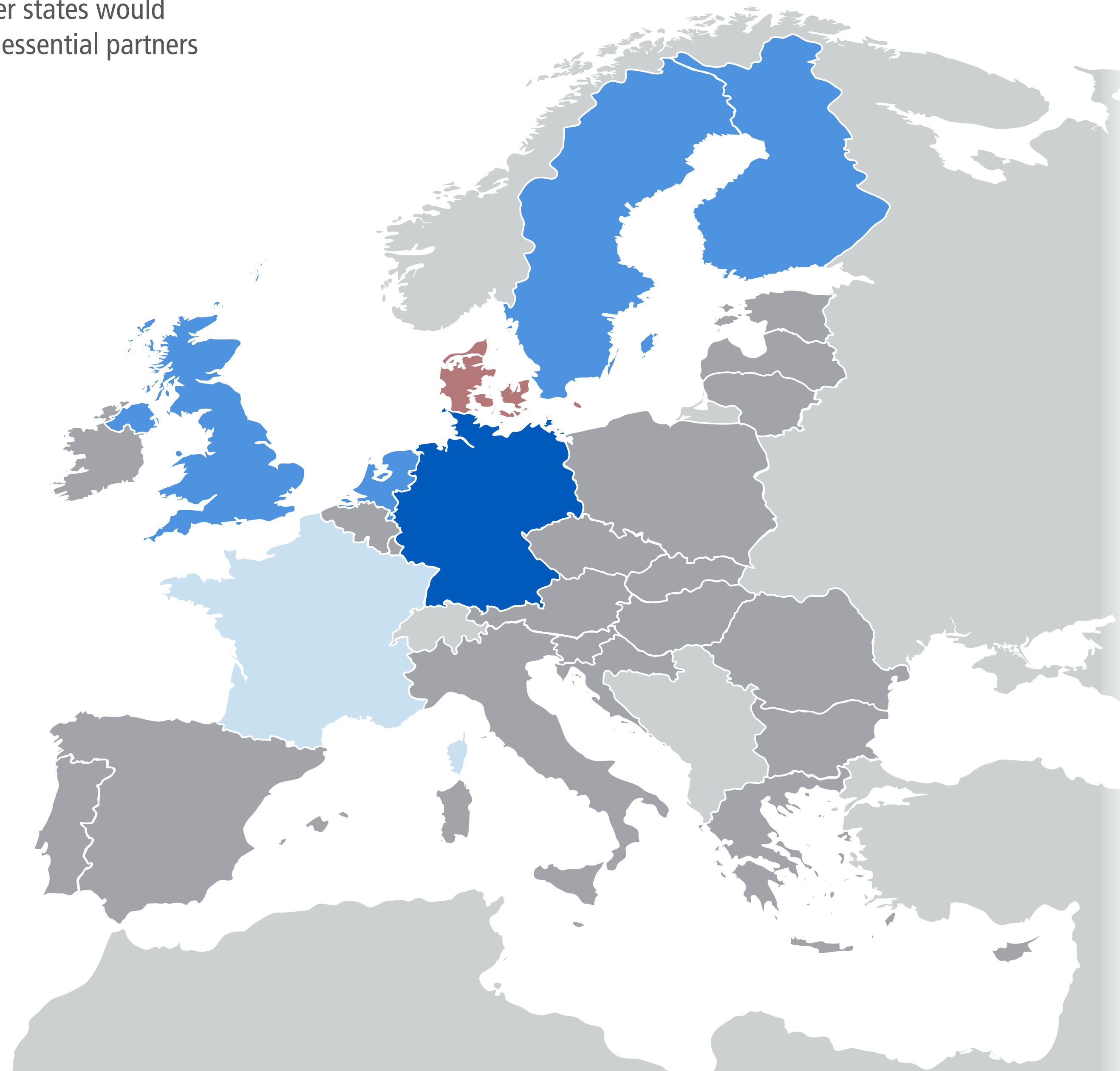
“Which other EU member states would your government see as essential partners in Fiscal Policy?”

- EU
- Big Six ▶
- Founding Six ▶
- Affluent Seven ▶
- Southern Seven ▶
- Visegrád Four ▶

- Austria
- Belgium
- Bulgaria
- Croatia
- Cyprus
- Czech Rep. ▶
- Denmark ▶**
- Estonia
- Finland ▶
- France ▶
- Germany ▶
- Greece
- Hungary ▶
- Ireland
- Italy ▶
- Latvia
- Lithuania
- Luxembourg
- Malta
- Netherlands ▶
- Poland ▶
- Portugal ▶
- Romania
- Slovakia
- Slovenia
- Spain ▶
- Sweden
- UK ▶

### Partners Overview

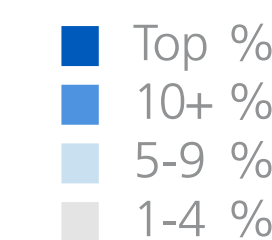
- Foreign and Development Policy
- Security and Defense Policy
- Economic and Social Policy
- Fiscal Policy**



Of 73 votes by 23 respondents, Germany received the most: 17

Share of votes for group	Group
47%	Affluent 7
45%	Founding 6
44%	Big 6
10%	Southern 7
1%	Visegrád 4

Share of votes for country	Country
23%	Germany
18%	Sweden
14%	Netherlands
12%	Finland
11%	UK
8%	France
3%	Austria
1%	Estonia
1%	Greece
1%	Ireland
1%	Poland



Rounded results. 0% shares not shown.

# Fiscal Policy Votes for Estonia

## Q13

“Which other EU member states would your government see as essential partners in Fiscal Policy?”

- EU
- Big Six ▶
- Founding Six ▶
- Affluent Seven ▶
- Southern Seven ▶
- Visegrád Four ▶

- Austria
- Belgium
- Bulgaria
- Croatia
- Cyprus
- Czech Rep. ▶
- Denmark ▶
- Estonia**
- Finland ▶
- France ▶
- Germany ▶
- Greece
- Hungary ▶
- Ireland
- Italy ▶
- Latvia
- Lithuania
- Luxembourg
- Malta
- Netherlands ▶
- Poland ▶
- Portugal ▶
- Romania
- Slovakia
- Slovenia
- Spain ▶
- Sweden
- UK ▶

### Partners Overview

- Foreign and Development Policy
- Security and Defense Policy
- Economic and Social Policy
- Fiscal Policy**



Of 1203 votes by 279 respondents, Estonia received 24 (2%)

Share of votes by group	
2%	Big 6
2%	Founding 6
2%	Southern 7
1%	Affluent 7
1%	Visegrád 4

Share of votes by country	
17%	Lithuania
11%	Latvia
4%	Bulgaria
3%	Germany
3%	Hungary
3%	Italy
2%	Spain
1%	Denmark
1%	Netherlands

- Top %
- 10+ %
- 5-9 %
- 1-4 %

Rounded results. 0% shares not shown.

# Fiscal Policy Votes for Finland by Finland

## Q13


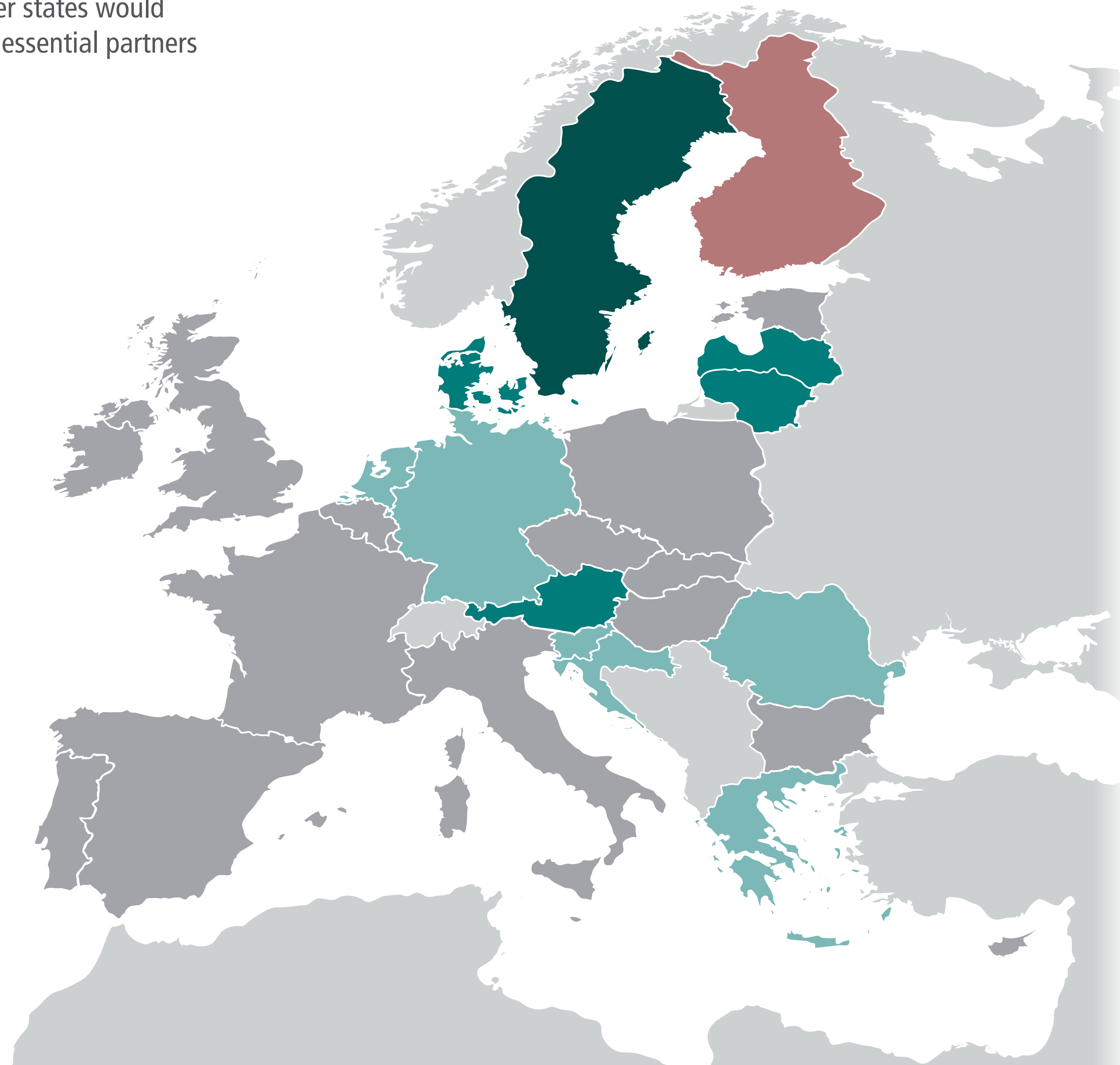
“Which other EU member states would your government see as essential partners in Fiscal Policy?”

- EU
- Big Six ▶
- Founding Six ▶
- Affluent Seven ▶
- Southern Seven ▶
- Visegrád Four ▶

- Austria
- Belgium
- Bulgaria
- Croatia
- Cyprus
- Czech Rep. ▶
- Denmark ▶
- Estonia
- Finland ▶**
- France ▶
- Germany ▶
- Greece
- Hungary ▶
- Ireland
- Italy ▶
- Latvia
- Lithuania
- Luxembourg
- Malta
- Netherlands ▶
- Poland ▶
- Portugal ▶
- Romania
- Slovakia
- Slovenia
- Spain ▶
- Sweden
- UK ▶

### Partners Overview

- Foreign and Development Policy
- Security and Defense Policy
- Economic and Social Policy
- Fiscal Policy**



Of 1203 votes by 279 respondents, Finland received 60 (5%)

8%	Affluent 7	Share of votes by group
4%	Big 6	
4%	Founding 6	
3%	Southern 7	
2%	Visegrád 4	

20%	Sweden	Share of votes by country
12%	Austria	
12%	Denmark	
11%	Latvia	
11%	Lithuania	
8%	Netherlands	
7%	Greece	
6%	Croatia	
6%	Germany	
6%	Romania	
6%	Slovenia	
4%	Belgium	
4%	Czech Rep.	
4%	Spain	
3%	France	
3%	Hungary	
3%	Italy	
3%	Portugal	
3%	UK	

- Top %
- 10+ %
- 5-9 %
- 1-4 %

Rounded results. 0% shares not shown.



Finland



Design

Findings

Chapters

Preferences

Influence

**Partners**

Policies

ecfr.eu/eucoalitionexplorer



# Fiscal Policy Votes for Finland by Finland

Q13

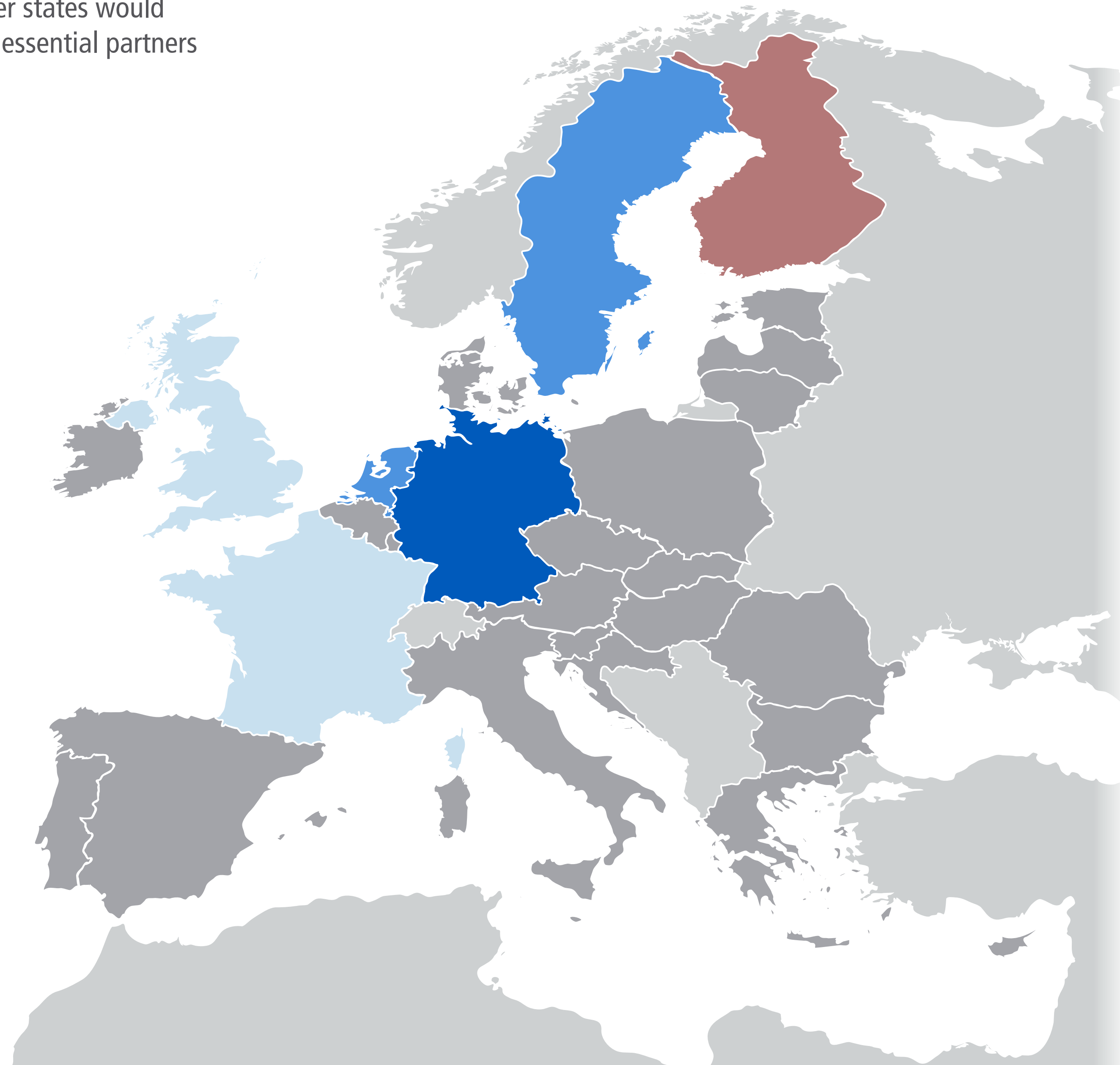
“Which other EU member states would your government see as essential partners in Fiscal Policy?”

- EU
- Big Six ▶
- Founding Six ▶
- Affluent Seven ▶
- Southern Seven ▶
- Visegrád Four ▶

- Austria
- Belgium
- Bulgaria
- Croatia
- Cyprus
- Czech Rep. ▶
- Denmark ▶
- Estonia
- Finland ▶**
- France ▶
- Germany ▶
- Greece
- Hungary ▶
- Ireland
- Italy ▶
- Latvia
- Lithuania
- Luxembourg
- Malta
- Netherlands ▶
- Poland ▶
- Portugal ▶
- Romania
- Slovakia
- Slovenia
- Spain ▶
- Sweden
- UK ▶

## Partners Overview

- Foreign and Development Policy
- Security and Defense Policy
- Economic and Social Policy
- Fiscal Policy**



Of 25 votes by 10 respondents, Germany received the most: 8

- 64% Founding 6
- 48% Affluent 7
- 48% Big 6
- 8% Southern 7

Share of votes for group

- 32% Germany
- 20% Sweden
- 16% Netherlands
- 8% France
- 8% UK
- 4% Belgium
- 4% Denmark
- 4% Luxembourg

Share of votes for country

- Top %
- 10+ %
- 5-9 %
- 1-4 %

Rounded results. 0% shares not shown.

# Fiscal Policy Votes for France by France

## Q13


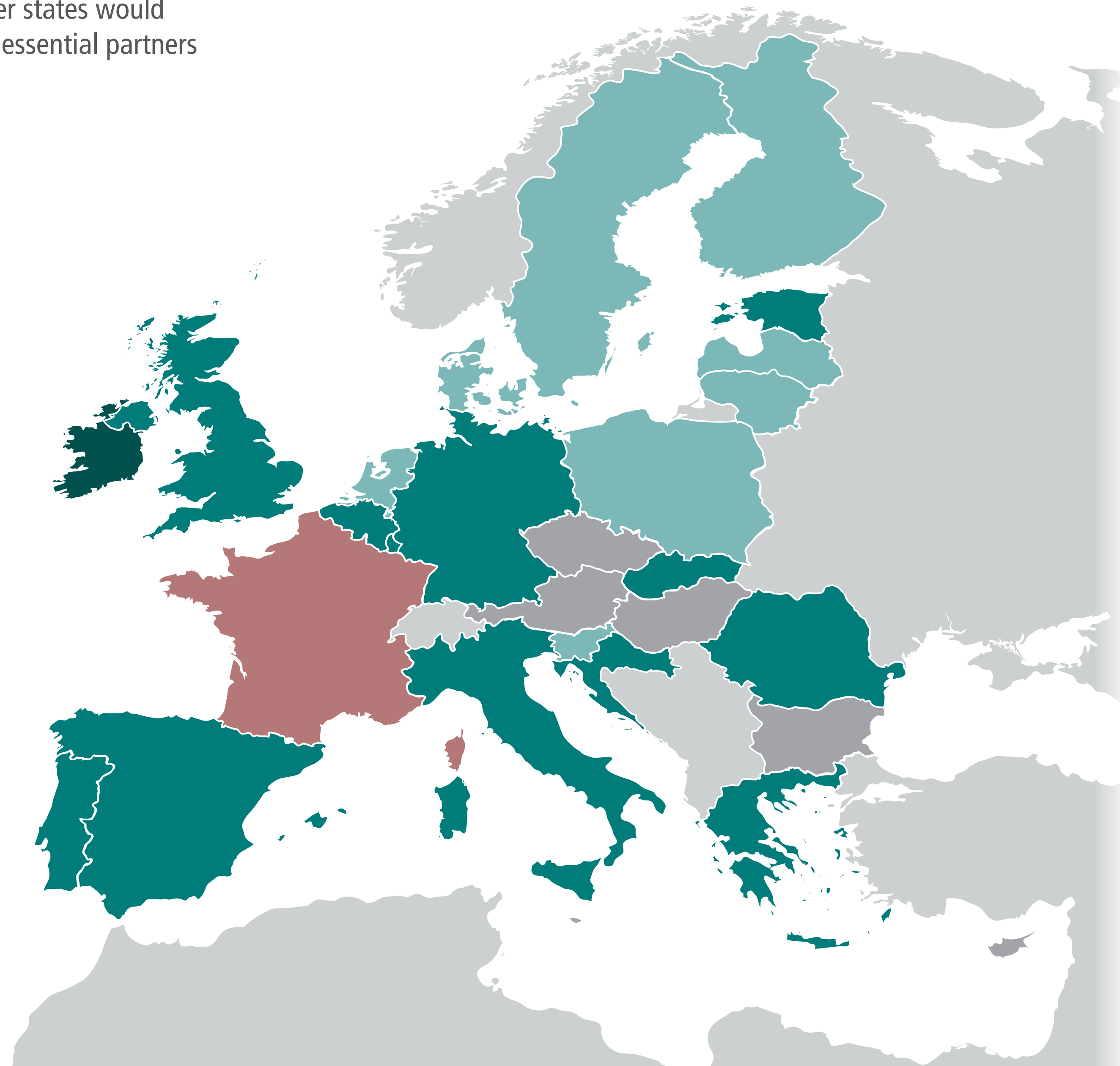
“Which other EU member states would your government see as essential partners in Fiscal Policy?”

- EU
- Big Six ▶
- Founding Six ▶
- Affluent Seven ▶
- Southern Seven ▶
- Visegrád Four ▶

- Austria
- Belgium
- Bulgaria
- Croatia
- Cyprus
- Czech Rep. ▶
- Denmark ▶
- Estonia
- Finland ▶
- France ▶**
- Germany ▶
- Greece
- Hungary ▶
- Ireland
- Italy ▶
- Latvia
- Lithuania
- Luxembourg
- Malta
- Netherlands ▶
- Poland ▶
- Portugal ▶
- Romania
- Slovakia
- Slovenia
- Spain ▶
- Sweden
- UK ▶

### Partners Overview

- Foreign and Development Policy
- Security and Defense Policy
- Economic and Social Policy
- Fiscal Policy**



Of 1203 votes by 279 respondents, France received 119 (9.9%)

Share of votes by group
11%
10%
10%
8%
4%

Share of votes by country
33%
22%
21%
19%
17%
14%
14%
14%
13%
12%
12%
12%
11%
9%
8%
8%
7%
7%
7%
6%
6%
4%
4%
4%

- Top %
- 10+ %
- 5-9 %
- 1-4 %

Rounded results. 0% shares not shown.

# Fiscal Policy Votes for France by France

## Q13


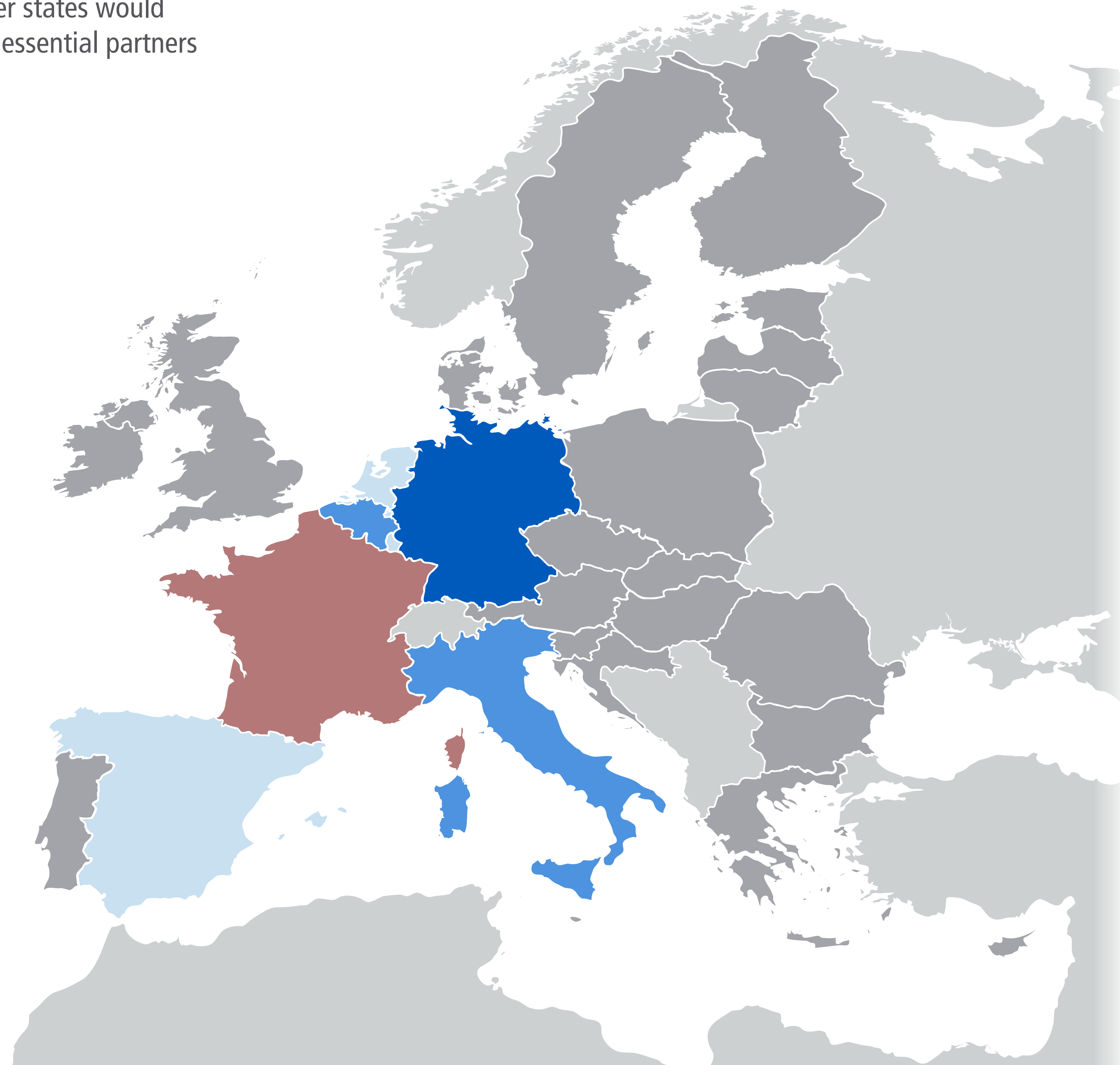
“Which other EU member states would your government see as essential partners in Fiscal Policy?”

- EU
- Big Six ▶
- Founding Six ▶
- Affluent Seven ▶
- Southern Seven ▶
- Visegrád Four ▶

- Austria
- Belgium
- Bulgaria
- Croatia
- Cyprus
- Czech Rep. ▶
- Denmark ▶
- Estonia
- Finland ▶
- France ▶**
- Germany ▶
- Greece
- Hungary ▶
- Ireland
- Italy ▶
- Latvia
- Lithuania
- Luxembourg
- Malta
- Netherlands ▶
- Poland ▶
- Portugal ▶
- Romania
- Slovakia
- Slovenia
- Spain ▶
- Sweden
- UK ▶

### Partners Overview

- Foreign and Development Policy
- Security and Defense Policy
- Economic and Social Policy
- Fiscal Policy**



Of 99 votes by 23 respondents, Germany received the most: 21

Share of votes for group	Group
61%	Founding 6
48%	Big 6
34%	Affluent 7
33%	Southern 7
4%	Visegrád 4

Share of votes for country	Country
21%	Germany
14%	Italy
13%	Belgium
9%	Spain
7%	Luxembourg
5%	Netherlands
4%	Greece
3%	Finland
3%	Ireland
3%	Poland
2%	Austria
2%	Cyprus
2%	Denmark
2%	Malta
2%	Portugal
2%	Slovenia
2%	Sweden
1%	Croatia
1%	Slovakia
1%	UK

- Top %
- 10+ %
- 5-9 %
- 1-4 %

Rounded results. 0% shares not shown.

# Fiscal Policy Votes for Germany by Germany

## Q13


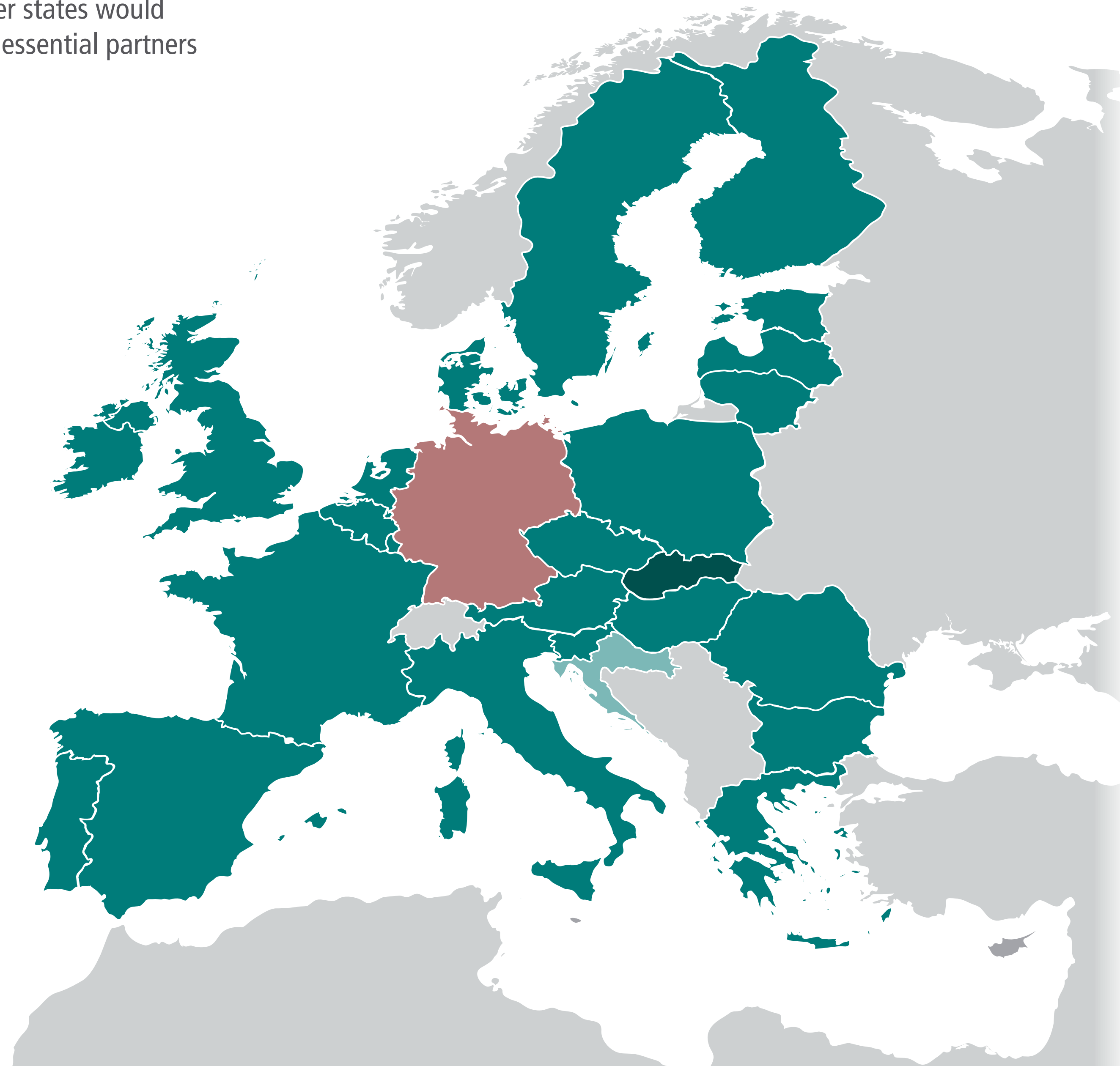
“Which other EU member states would your government see as essential partners in Fiscal Policy?”

- EU
- Big Six ▶
- Founding Six ▶
- Affluent Seven ▶
- Southern Seven ▶
- Visegrád Four ▶

- Austria
- Belgium
- Bulgaria
- Croatia
- Cyprus
- Czech Rep. ▶
- Denmark ▶
- Estonia
- Finland ▶
- France ▶
- Germany ▶**
- Greece
- Hungary ▶
- Ireland
- Italy ▶
- Latvia
- Lithuania
- Luxembourg
- Malta
- Netherlands ▶
- Poland ▶
- Portugal ▶
- Romania
- Slovakia
- Slovenia
- Spain ▶
- Sweden
- UK ▶

### Partners Overview

- Foreign and Development Policy
- Security and Defense Policy
- Economic and Social Policy
- Fiscal Policy**



Of 1203 votes by 279 respondents, Germany received 202 (16.8%)

Share of votes by group	Group
24%	Visegrád 4
20%	Affluent 7
16%	Southern 7
13%	Big 6
12%	Founding 6

Share of votes by country	Country
57%	Slovakia
33%	Ireland
33%	Sweden
32%	Finland
28%	Austria
25%	Czech Rep.
25%	Estonia
23%	Denmark
23%	UK
22%	Hungary
22%	Latvia
22%	Luxembourg
21%	France
20%	Poland
19%	Lithuania
19%	Portugal
19%	Slovenia
16%	Bulgaria
15%	Spain
14%	Greece
14%	Netherlands
14%	Romania
12%	Belgium
12%	Italy
6%	Croatia

Rounded results. 0% shares not shown.

# Fiscal Policy Votes for Germany by Germany

## Q13

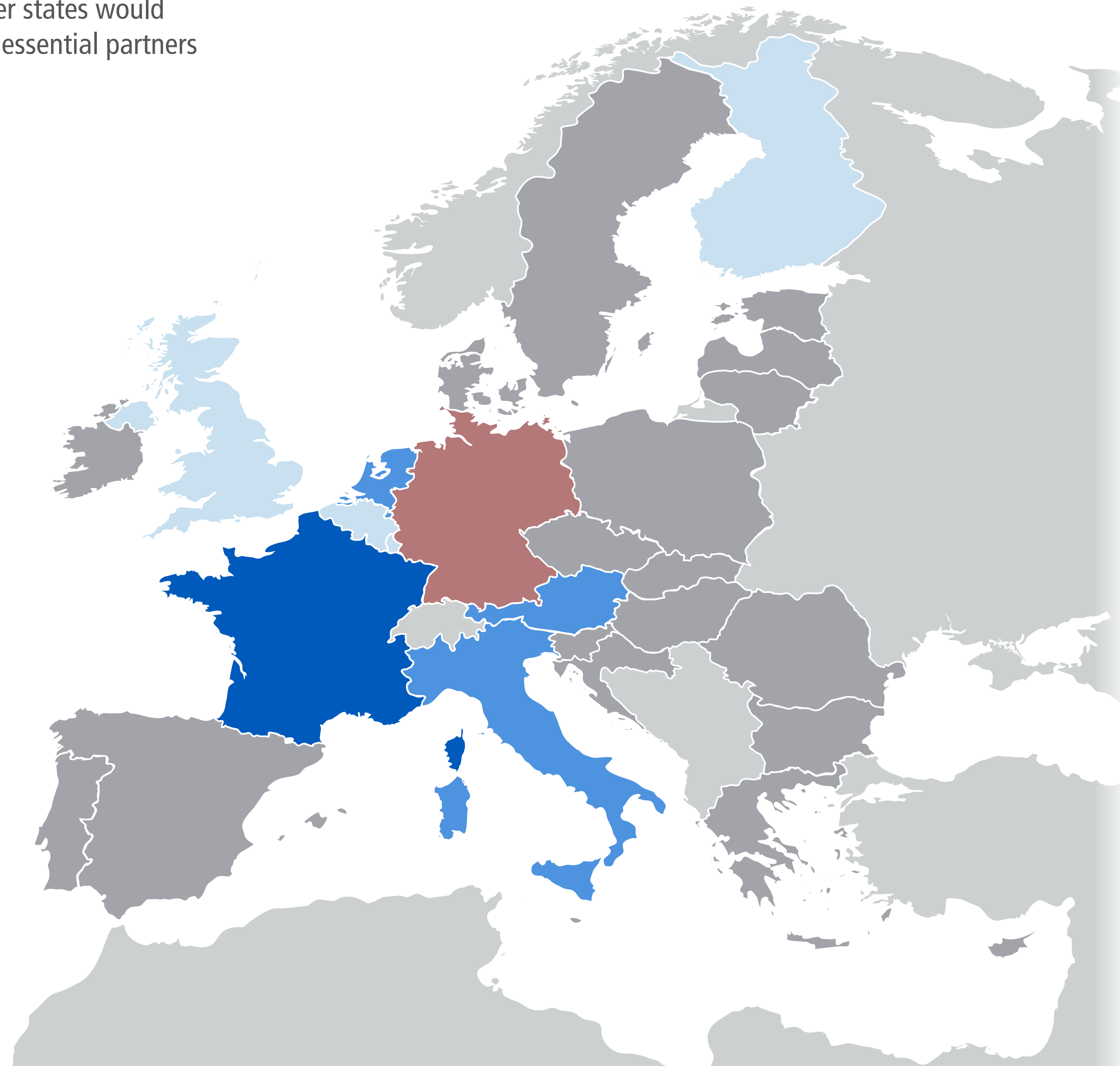
“Which other EU member states would your government see as essential partners in Fiscal Policy?”

- EU
- Big Six ▶
- Founding Six ▶
- Affluent Seven ▶
- Southern Seven ▶
- Visegrád Four ▶

- Austria
- Belgium
- Bulgaria
- Croatia
- Cyprus
- Czech Rep. ▶
- Denmark ▶
- Estonia
- Finland ▶
- France ▶
- Germany ▶**
- Greece
- Hungary ▶
- Ireland
- Italy ▶
- Latvia
- Lithuania
- Luxembourg
- Malta
- Netherlands ▶
- Poland ▶
- Portugal ▶
- Romania
- Slovakia
- Slovenia
- Spain ▶
- Sweden
- UK ▶

### Partners Overview

- Foreign and Development Policy
- Security and Defense Policy
- Economic and Social Policy
- Fiscal Policy**



Of 102 votes by 21 respondents, France received the most: 19

Share of votes for group	Group
52%	Founding 6
40%	Affluent 7
39%	Big 6
38%	Southern 7
5%	Visegrád 4

Share of votes for country	Country
19%	France
14%	Netherlands
11%	Austria
10%	Italy
6%	Finland
5%	Belgium
5%	Luxembourg
5%	UK
4%	Spain
3%	Estonia
3%	Ireland
3%	Latvia
3%	Slovakia
2%	Greece
2%	Lithuania
2%	Poland
2%	Portugal
1%	Cyprus
1%	Malta
1%	Slovenia

- Top %
- 10+ %
- 5-9 %
- 1-4 %

Rounded results. 0% shares not shown.

# Fiscal Policy Votes for Greece

## Q13


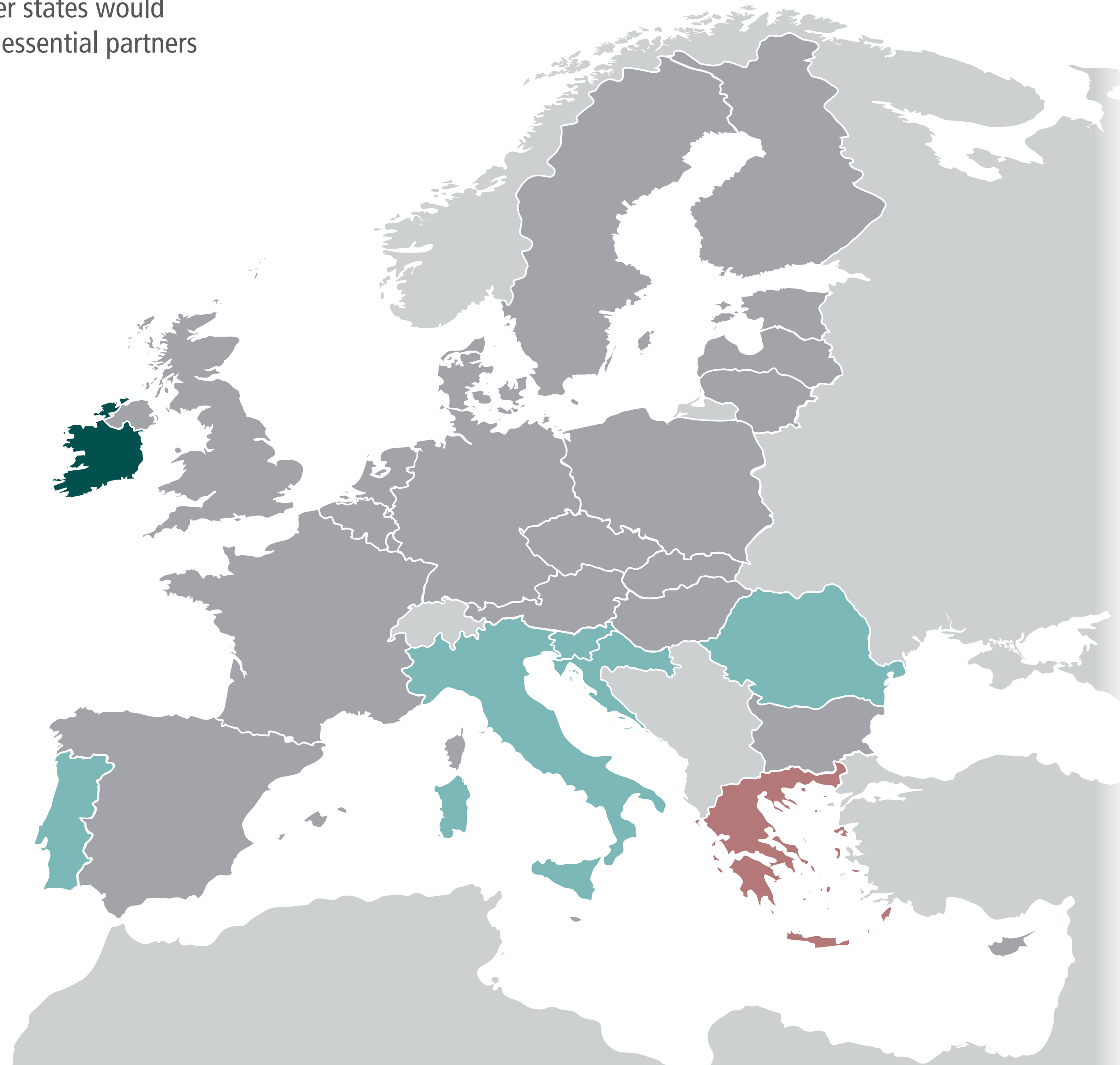
“Which other EU member states would your government see as essential partners in Fiscal Policy?”

- EU
- Big Six ▶
- Founding Six ▶
- Affluent Seven ▶
- Southern Seven ▶
- Visegrád Four ▶

- Austria
- Belgium
- Bulgaria
- Croatia
- Cyprus
- Czech Rep. ▶
- Denmark ▶
- Estonia
- Finland ▶
- France ▶
- Germany ▶
- Greece**
- Hungary ▶
- Ireland
- Italy ▶
- Latvia
- Lithuania
- Luxembourg
- Malta
- Netherlands ▶
- Poland ▶
- Portugal ▶
- Romania
- Slovakia
- Slovenia
- Spain ▶
- Sweden
- UK ▶

### Partners Overview

- Foreign and Development Policy
- Security and Defense Policy
- Economic and Social Policy
- Fiscal Policy**



Of 1203 votes by 279 respondents, Greece received 37 (3.1%)

Share of votes by group	Group	Count
4%	Founding Six	6
4%	Southern Seven	7
3%	Big Six	6
2%	Affluent Seven	7
1%	Visegrád Four	4

Share of votes by country	Country	Count
11%	Ireland	6
6%	Croatia	6
6%	Romania	6
6%	Slovenia	6
5%	Italy	5
5%	Portugal	5
4%	Belgium	4
4%	Bulgaria	4
4%	France	4
4%	Netherlands	4
3%	UK	3
2%	Germany	2
2%	Hungary	2
2%	Poland	2
2%	Spain	2
1%	Denmark	1

- Top %
- 10+ %
- 5-9 %
- 1-4 %

Rounded results. 0% shares not shown.

# Fiscal Policy Votes for Hungary by Hungary

## Q13


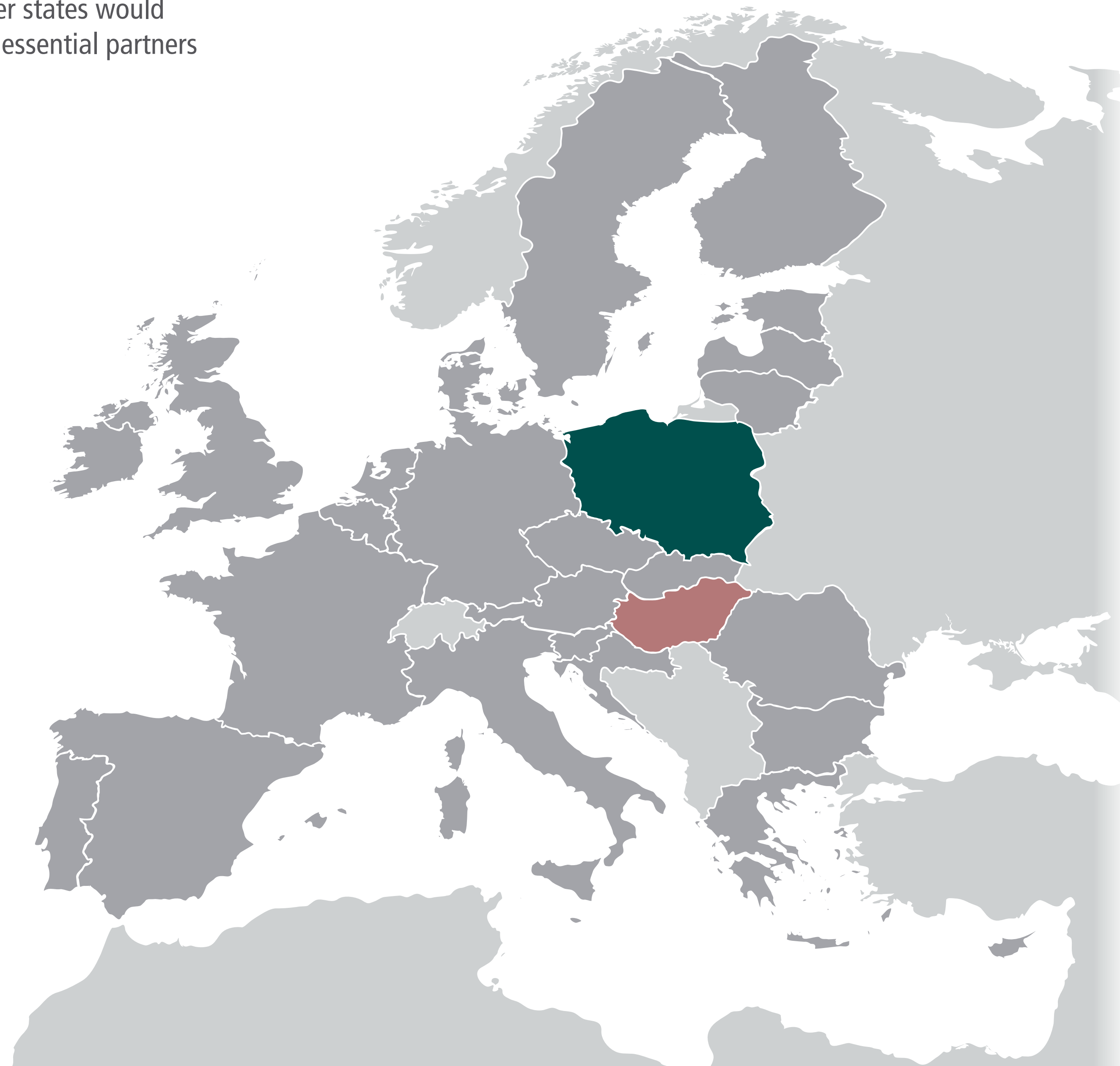
“Which other EU member states would your government see as essential partners in Fiscal Policy?”

- EU
- Big Six ▶
- Founding Six ▶
- Affluent Seven ▶
- Southern Seven ▶
- Visegrád Four ▶

- Austria
- Belgium
- Bulgaria
- Croatia
- Cyprus
- Czech Rep. ▶
- Denmark ▶
- Estonia
- Finland ▶
- France ▶
- Germany ▶
- Greece
- Hungary ▶**
- Ireland
- Italy ▶
- Latvia
- Lithuania
- Luxembourg
- Malta
- Netherlands ▶
- Poland ▶
- Portugal ▶
- Romania
- Slovakia
- Slovenia
- Spain ▶
- Sweden
- UK ▶

### Partners Overview

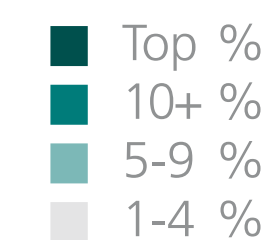
- Foreign and Development Policy
- Security and Defense Policy
- Economic and Social Policy
- Fiscal Policy**



Of 1203 votes by 279 respondents, Hungary received 14 (1.2%)

Share of votes by group	
5%	Visegrád 4
2%	Big 6
1%	Affluent 7
1%	Founding 6
1%	Southern 7

Share of votes by country	
15%	Poland
4%	Austria
4%	Bulgaria
4%	Czech Rep.
2%	Belgium
1%	Italy
1%	Netherlands
1%	Spain



Rounded results. 0% shares not shown.

# Fiscal Policy Votes for Hungary by Hungary

Q13

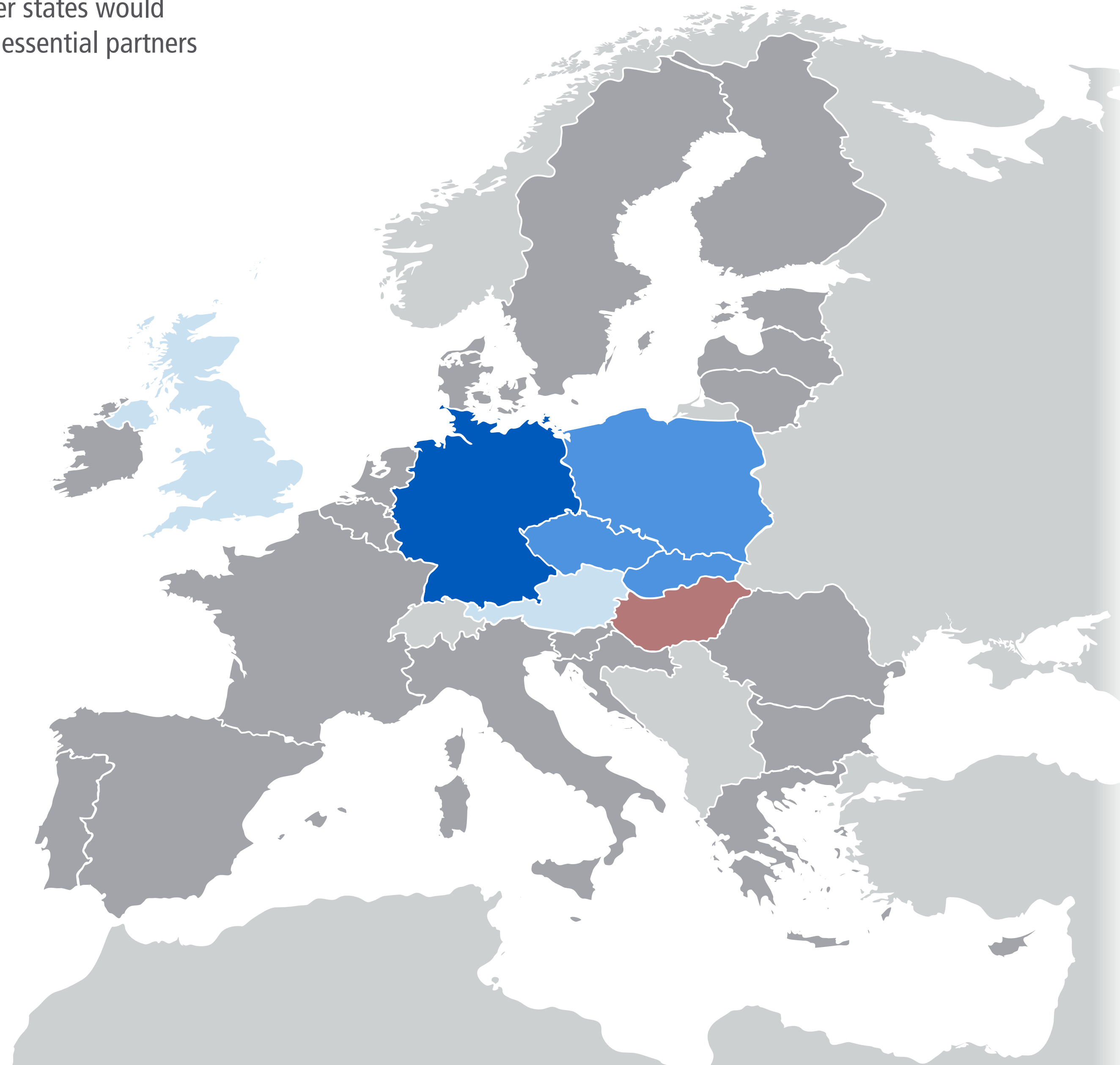
“Which other EU member states would your government see as essential partners in Fiscal Policy?”

- EU
- Big Six ▶
- Founding Six ▶
- Affluent Seven ▶
- Southern Seven ▶
- Visegrád Four ▶

- Austria
- Belgium
- Bulgaria
- Croatia
- Cyprus
- Czech Rep. ▶
- Denmark ▶
- Estonia
- Finland ▶
- France ▶
- Germany ▶
- Greece
- Hungary ▶**
- Ireland
- Italy ▶
- Latvia
- Lithuania
- Luxembourg
- Malta
- Netherlands ▶
- Poland ▶
- Portugal ▶
- Romania
- Slovakia
- Slovenia
- Spain ▶
- Sweden
- UK ▶

## Partners Overview

- Foreign and Development Policy
- Security and Defense Policy
- Economic and Social Policy
- Fiscal Policy**



Of 60 votes by 20 respondents, Germany received the most: 13

Share of votes for group	Group
42%	Big 6
32%	Visegrád 4
25%	Founding 6
13%	Affluent 7
5%	Southern 7

Share of votes for country	Country
22%	Germany
12%	Poland
10%	Czech Rep.
10%	Slovakia
7%	UK
5%	Austria
3%	Denmark
3%	Estonia
3%	Finland
3%	Latvia
3%	Lithuania
2%	Croatia
2%	Cyprus
2%	Greece
2%	Ireland
2%	Italy
2%	Netherlands
2%	Romania
2%	Slovenia

- Top %
- 10+ %
- 5-9 %
- 1-4 %

Rounded results. 0% shares not shown.



# Fiscal Policy Votes for Ireland

## Q13


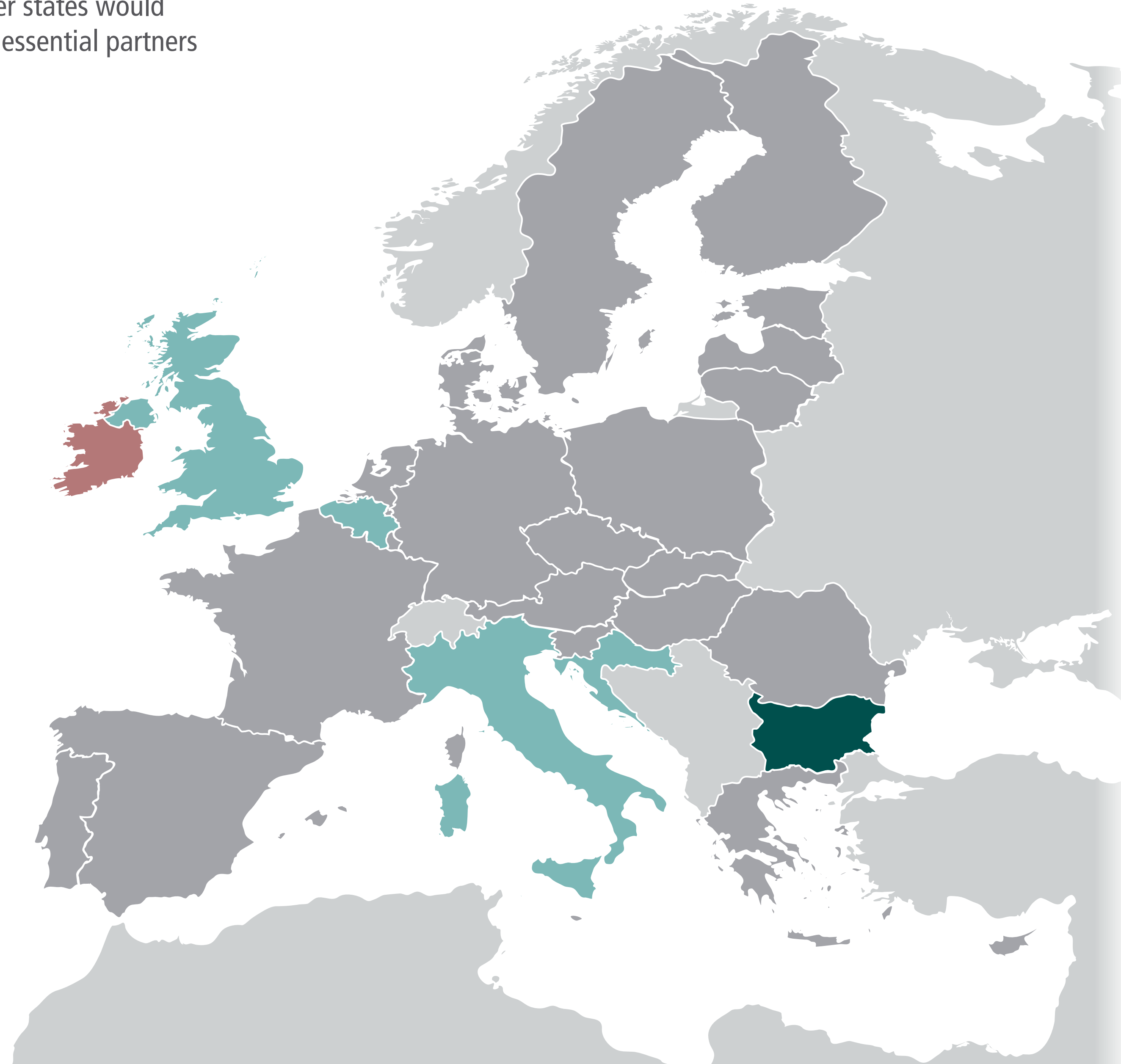
“Which other EU member states would your government see as essential partners in Fiscal Policy?”

- EU
- Big Six ▶
- Founding Six ▶
- Affluent Seven ▶
- Southern Seven ▶
- Visegrád Four ▶

- Austria
- Belgium
- Bulgaria
- Croatia
- Cyprus
- Czech Rep. ▶
- Denmark ▶
- Estonia
- Finland ▶
- France ▶
- Germany ▶
- Greece
- Hungary ▶
- Ireland
- Italy ▶
- Latvia
- Lithuania
- Luxembourg
- Malta
- Netherlands ▶
- Poland ▶
- Portugal ▶
- Romania
- Slovakia
- Slovenia
- Spain ▶
- Sweden
- UK ▶

### Partners Overview

- Foreign and Development Policy
- Security and Defense Policy
- Economic and Social Policy
- Fiscal Policy**



Of 1203 votes by 279 respondents, Ireland received 34 (2.8%)

Share of votes by group
4%
4%
4%
2%
1%

Share of votes by country
8%
7%
6%
6%
6%
4%
3%
3%
3%
2%
1%
1%

- Top %
- 10+ %
- 5-9 %
- 1-4 %

Rounded results. 0% shares not shown.

# Fiscal Policy Votes for Italy by Italy

## Q13


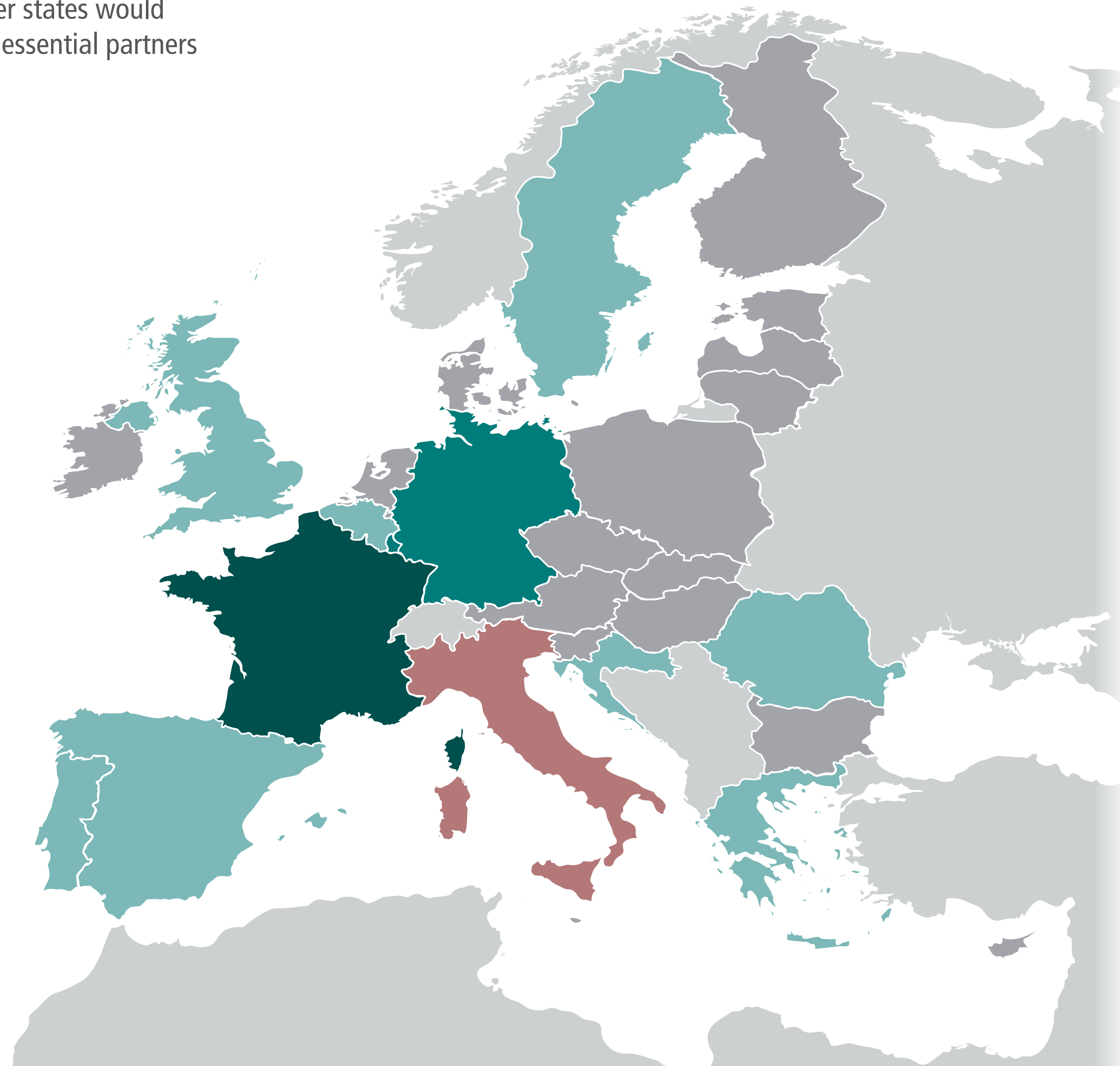
“Which other EU member states would your government see as essential partners in Fiscal Policy?”

- EU
- Big Six ▶
- Founding Six ▶
- Affluent Seven ▶
- Southern Seven ▶
- Visegrád Four ▶

- Austria
- Belgium
- Bulgaria
- Croatia
- Cyprus
- Czech Rep. ▶
- Denmark ▶
- Estonia
- Finland ▶
- France ▶
- Germany ▶
- Greece
- Hungary ▶
- Ireland
- Italy ▶**
- Latvia
- Lithuania
- Luxembourg
- Malta
- Netherlands ▶
- Poland ▶
- Portugal ▶
- Romania
- Slovakia
- Slovenia
- Spain ▶
- Sweden
- UK ▶

### Partners Overview

- Foreign and Development Policy
- Security and Defense Policy
- Economic and Social Policy
- Fiscal Policy**



Of 1203 votes by 279 respondents, Italy received 62 (5.2%)

Share of votes by group	
7%	Big 6
7%	Southern 7
6%	Founding 6
3%	Affluent 7
1%	Visegrád 4

Share of votes by country	
14%	France
11%	Luxembourg
10%	Germany
9%	Portugal
9%	UK
8%	Romania
8%	Spain
7%	Greece
7%	Sweden
6%	Croatia
5%	Belgium
4%	Austria
4%	Bulgaria
4%	Netherlands
3%	Slovenia
2%	Hungary

- Top %
- 10+ %
- 5-9 %
- 1-4 %

Rounded results. 0% shares not shown.

# Fiscal Policy Votes for Italy by Italy

## Q13

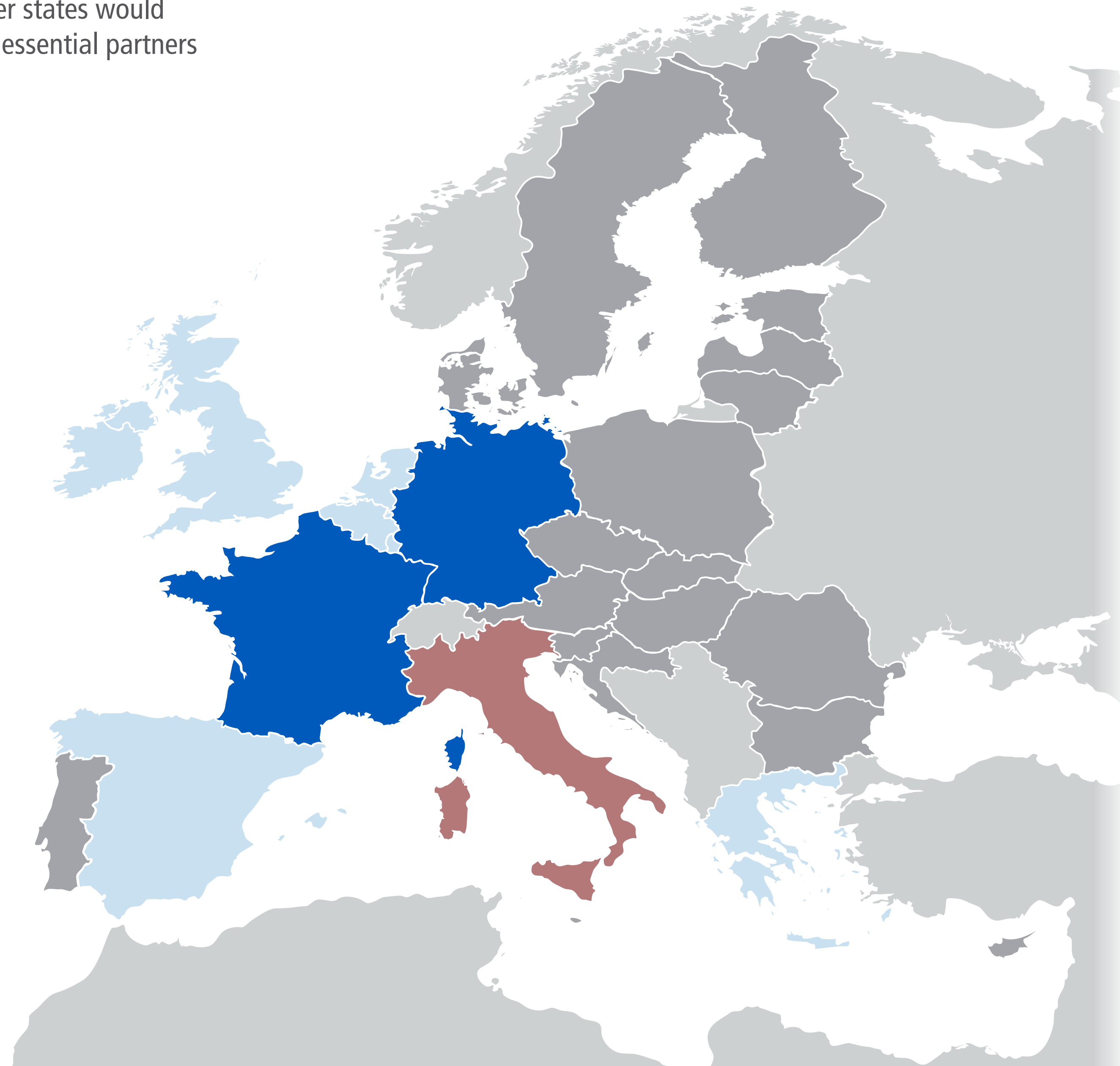
“Which other EU member states would your government see as essential partners in Fiscal Policy?”

- EU
- Big Six ▶
- Founding Six ▶
- Affluent Seven ▶
- Southern Seven ▶
- Visegrád Four ▶

- Austria
- Belgium
- Bulgaria
- Croatia
- Cyprus
- Czech Rep. ▶
- Denmark ▶
- Estonia
- Finland ▶
- France ▶
- Germany ▶
- Greece
- Hungary ▶
- Ireland
- Italy ▶**
- Latvia
- Lithuania
- Luxembourg
- Malta
- Netherlands ▶
- Poland ▶
- Portugal ▶
- Romania
- Slovakia
- Slovenia
- Spain ▶
- Sweden
- UK ▶

### Partners Overview

- Foreign and Development Policy
- Security and Defense Policy
- Economic and Social Policy
- Fiscal Policy**



Of 152 votes by 23 respondents, France received the most: 18

Share of votes for group	Group
39%	Founding 6
36%	Big 6
30%	Southern 7
28%	Affluent 7
6%	Visegrád 4

Share of votes for country	Country
12%	France
12%	Germany
6%	Ireland
6%	Luxembourg
6%	UK
5%	Belgium
5%	Greece
5%	Netherlands
5%	Spain
4%	Austria
4%	Portugal
3%	Estonia
3%	Finland
3%	Slovenia
3%	Sweden
2%	Czech Rep.
2%	Denmark
2%	Latvia
2%	Lithuania
2%	Malta
2%	Romania
2%	Slovakia
1%	Bulgaria
1%	Croatia
1%	Cyprus
1%	Hungary
1%	Poland

■ Top %  
 ■ 10+ %  
 ■ 5-9 %  
 ■ 1-4 %

Rounded results. 0% shares not shown.

# Fiscal Policy Votes for Latvia

## Q13


“Which other EU member states would your government see as essential partners in Fiscal Policy?”

- EU
- Big Six ▶
- Founding Six ▶
- Affluent Seven ▶
- Southern Seven ▶
- Visegrád Four ▶

- Austria
- Belgium
- Bulgaria
- Croatia
- Cyprus
- Czech Rep. ▶
- Denmark ▶
- Estonia
- Finland ▶
- France ▶
- Germany ▶
- Greece
- Hungary ▶
- Ireland
- Italy ▶
- Latvia**
- Lithuania
- Luxembourg
- Malta
- Netherlands ▶
- Poland ▶
- Portugal ▶
- Romania
- Slovakia
- Slovenia
- Spain ▶
- Sweden
- UK ▶

### Partners Overview

- Foreign and Development Policy
- Security and Defense Policy
- Economic and Social Policy
- Fiscal Policy**



Of 1203 votes by 279 respondents, Latvia received 20 (1.7%)

2% Big 6  
2% Visegrád 4  
1% Founding 6  
1% Southern 7

Share of votes by group

17% Lithuania  
4% Bulgaria  
3% Germany  
3% Hungary  
2% Italy  
2% Poland  
2% Spain  
1% Netherlands

Share of votes by country

■ Top %  
■ 10+ %  
■ 5-9 %  
■ 1-4 %

Rounded results. 0% shares not shown.



Latvia



Design

Findings

Chapters

Preferences

Influence

**Partners**

Policies

[ecfr.eu/eucoalitionexplorer](https://ecfr.eu/eucoalitionexplorer)

# Fiscal Policy Votes for Lithuania

## Q13


“Which other EU member states would your government see as essential partners in Fiscal Policy?”

- EU
- Big Six ▶
- Founding Six ▶
- Affluent Seven ▶
- Southern Seven ▶
- Visegrád Four ▶

- Austria
- Belgium
- Bulgaria
- Croatia
- Cyprus
- Czech Rep. ▶
- Denmark ▶
- Estonia
- Finland ▶
- France ▶
- Germany ▶
- Greece
- Hungary ▶
- Ireland
- Italy ▶
- Latvia
- Lithuania**
- Luxembourg
- Malta
- Netherlands ▶
- Poland ▶
- Portugal ▶
- Romania
- Slovakia
- Slovenia
- Spain ▶
- Sweden
- UK ▶

### Partners Overview

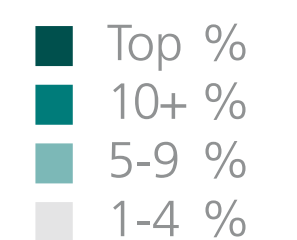
- Foreign and Development Policy
- Security and Defense Policy
- Economic and Social Policy
- Fiscal Policy**



Of 1203 votes by 279 respondents, Lithuania received 15 (1.2%)

Share of votes by group	Group
2%	Big 6
2%	Visegrád 4
1%	Founding 6
1%	Southern 7

Share of votes by country	Country
11%	Latvia
3%	Hungary
2%	Germany
2%	Italy
2%	Poland
2%	Spain
1%	Netherlands
1%	Portugal



Rounded results. 0% shares not shown.

# Fiscal Policy Votes for Luxembourg

## Q13


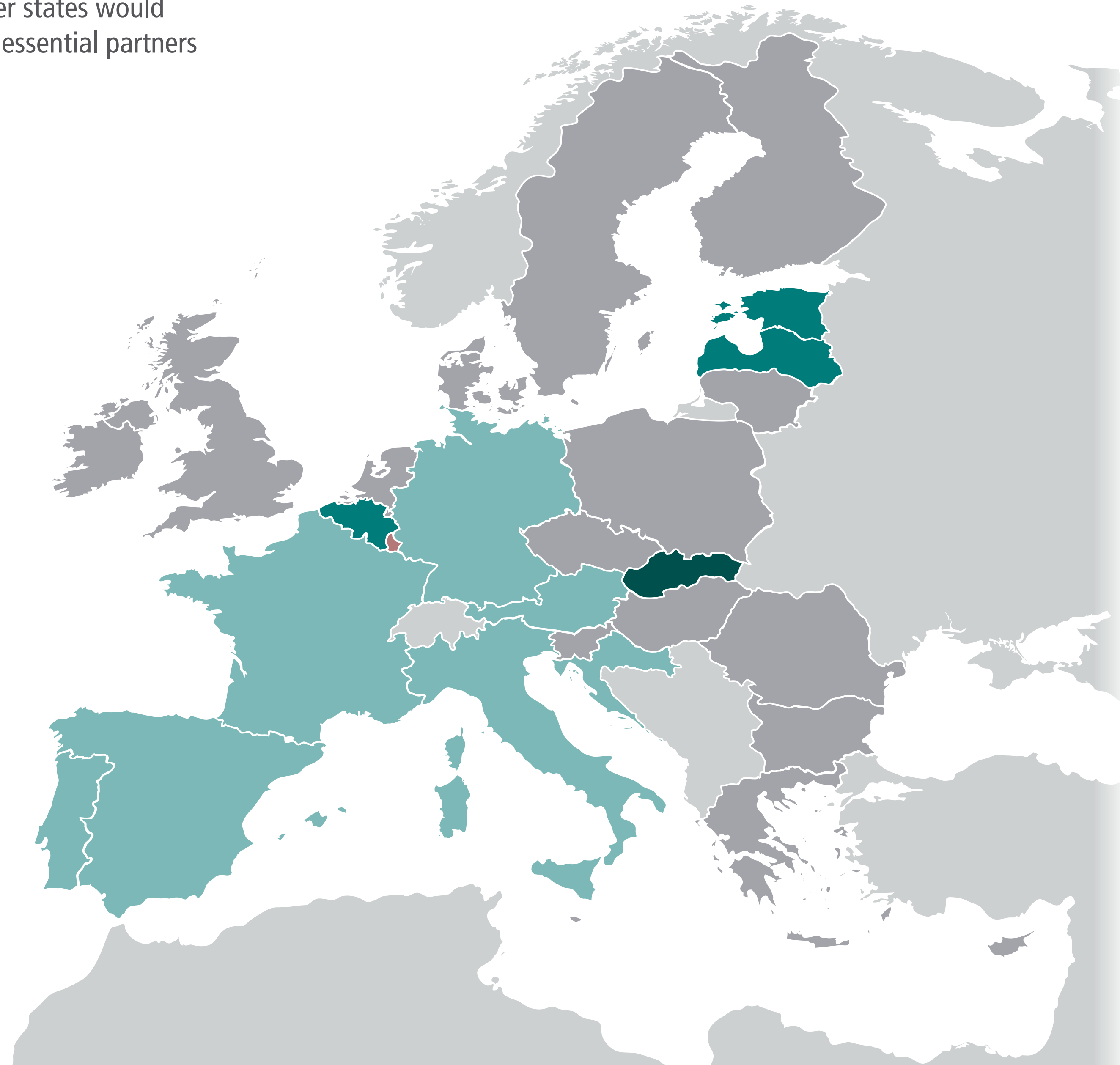
“Which other EU member states would your government see as essential partners in Fiscal Policy?”

- EU
- Big Six ▶
- Founding Six ▶
- Affluent Seven ▶
- Southern Seven ▶
- Visegrád Four ▶

- Austria
- Belgium
- Bulgaria
- Croatia
- Cyprus
- Czech Rep. ▶
- Denmark ▶
- Estonia
- Finland ▶
- France ▶
- Germany ▶
- Greece
- Hungary ▶
- Ireland
- Italy ▶
- Latvia
- Lithuania
- Luxembourg**
- Malta
- Netherlands ▶
- Poland ▶
- Portugal ▶
- Romania
- Slovakia
- Slovenia
- Spain ▶
- Sweden
- UK ▶

### Partners Overview

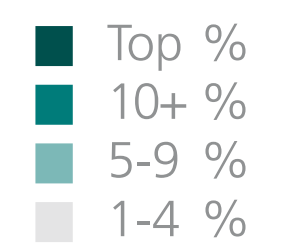
- Foreign and Development Policy
- Security and Defense Policy
- Economic and Social Policy
- Fiscal Policy**



Of 1203 votes by 279 respondents, Luxembourg received 52 (4.3%)

Share of votes by group	
6%	Founding 6
6%	Southern 7
5%	Big 6
4%	Affluent 7
1%	Visegrád 4

Share of votes by country	
14%	Slovakia
13%	Estonia
12%	Belgium
11%	Latvia
8%	Austria
7%	France
7%	Portugal
6%	Croatia
6%	Italy
5%	Germany
5%	Spain
4%	Finland
3%	Netherlands
3%	Romania
3%	Slovenia
3%	UK



Rounded results. 0% shares not shown.

# Fiscal Policy Votes for Malta

## Q13

“Which other EU member states would your government see as essential partners in Fiscal Policy?”

- EU
- Big Six ▶
- Founding Six ▶
- Affluent Seven ▶
- Southern Seven ▶
- Visegrád Four ▶

- Austria
- Belgium
- Bulgaria
- Croatia
- Cyprus
- Czech Rep. ▶
- Denmark ▶
- Estonia
- Finland ▶
- France ▶
- Germany ▶
- Greece
- Hungary ▶
- Ireland
- Italy ▶
- Latvia
- Lithuania
- Luxembourg
- Malta**
- Netherlands ▶
- Poland ▶
- Portugal ▶
- Romania
- Slovakia
- Slovenia
- Spain ▶
- Sweden
- UK ▶

### Partners Overview

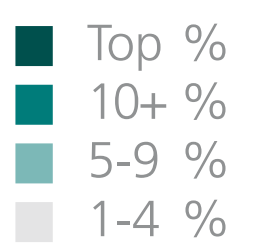
- Foreign and Development Policy
- Security and Defense Policy
- Economic and Social Policy
- Fiscal Policy**



Of 1203 votes by 279 respondents, Malta received 12 (1%)

2%	Big 6	Share of votes by group
2%	Founding 6	
2%	Southern 7	
1%	Affluent 7	

3%	Spain	Share of votes by country
2%	Belgium	
2%	France	
2%	Italy	
1%	Germany	
1%	Netherlands	



Rounded results. 0% shares not shown.

# Fiscal Policy Votes for Netherlands by Netherlands

## Q13

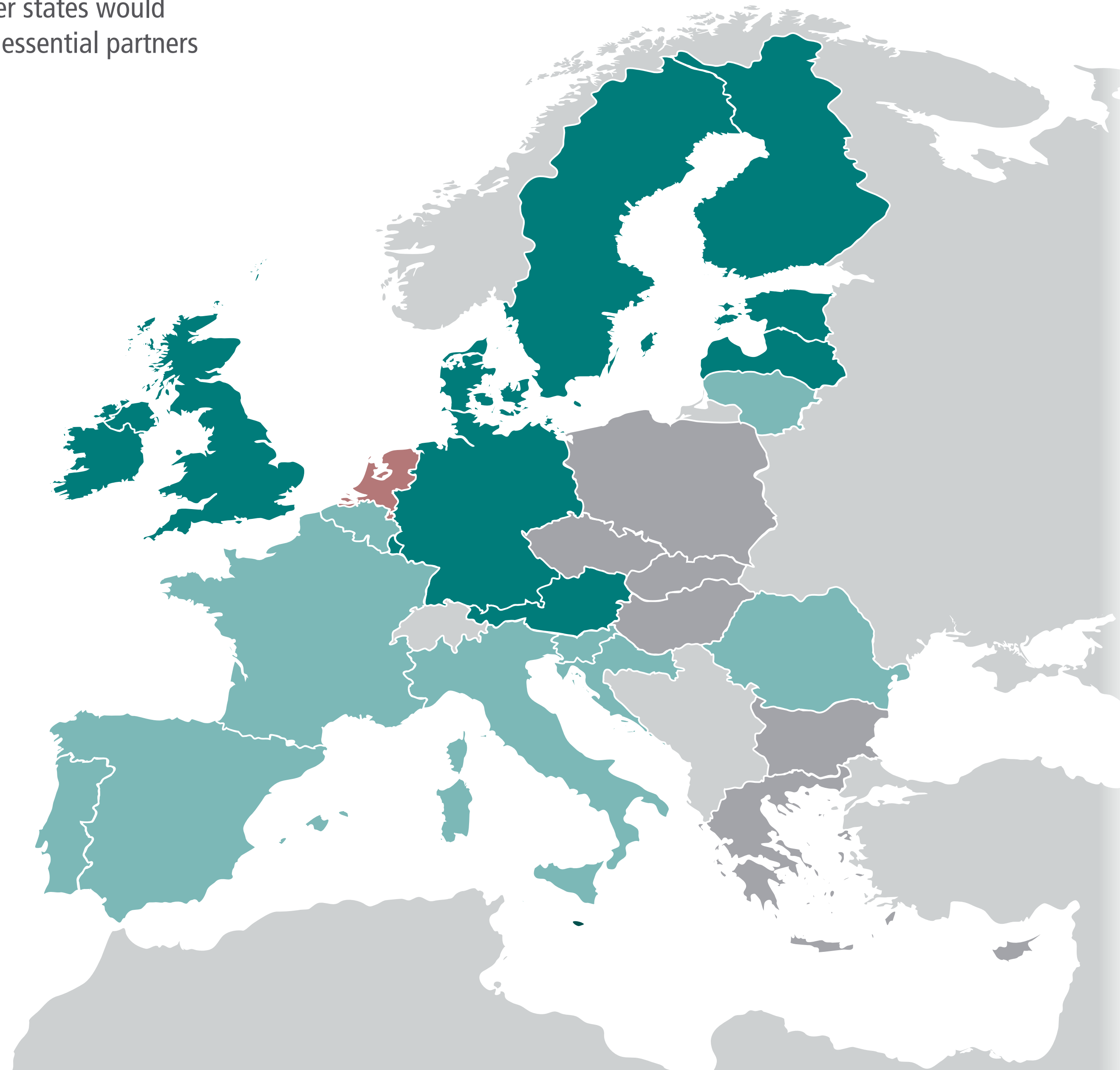
“Which other EU member states would your government see as essential partners in Fiscal Policy?”

- EU
- Big Six ▶
- Founding Six ▶
- Affluent Seven ▶
- Southern Seven ▶
- Visegrád Four ▶

- Austria
- Belgium
- Bulgaria
- Croatia
- Cyprus
- Czech Rep. ▶
- Denmark ▶
- Estonia
- Finland ▶
- France ▶
- Germany ▶
- Greece
- Hungary ▶
- Ireland
- Italy ▶
- Latvia
- Lithuania
- Luxembourg
- Malta
- Netherlands ▶**
- Poland ▶
- Portugal ▶
- Romania
- Slovakia
- Slovenia
- Spain ▶
- Sweden
- UK ▶

### Partners Overview

- Foreign and Development Policy
- Security and Defense Policy
- Economic and Social Policy
- Fiscal Policy**



Of 1203 votes by 279 respondents, Netherlands received 88 (7.3%)

Share of votes by group
9%
7%
7%
5%
2%

Share of votes by country
50%
25%
22%
16%
14%
14%
14%
13%
12%
11%
11%
9%
8%
8%
7%
6%
6%
5%
5%
5%
4%
4%
2%
2%

- Top %
- 10+ %
- 5-9 %
- 1-4 %

Rounded results. 0% shares not shown.



# Fiscal Policy Votes for Netherlands by Netherlands

## Q13

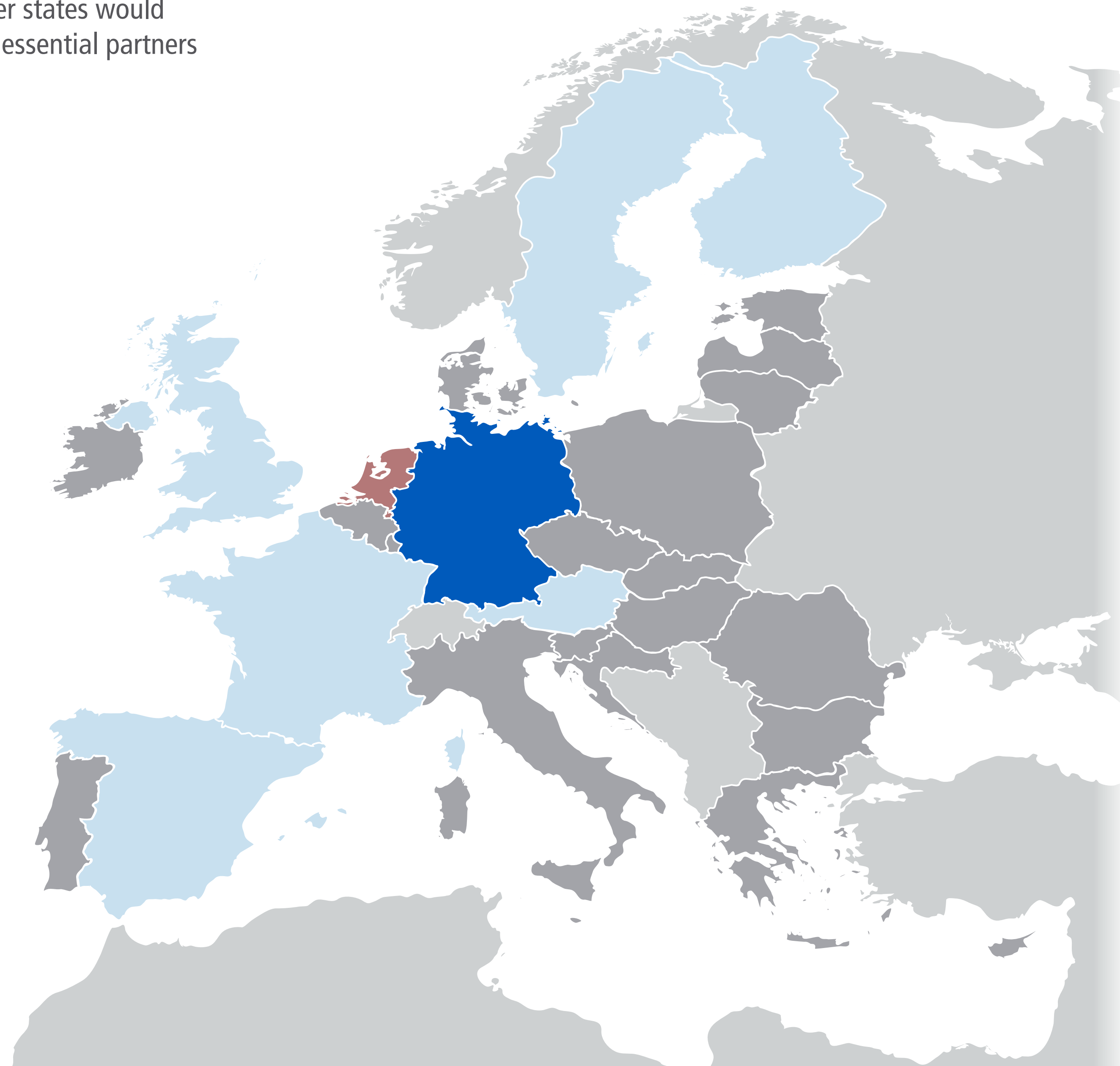
“Which other EU member states would your government see as essential partners in Fiscal Policy?”

- EU
- Big Six ▶
- Founding Six ▶
- Affluent Seven ▶
- Southern Seven ▶
- Visegrád Four ▶

- Austria
- Belgium
- Bulgaria
- Croatia
- Cyprus
- Czech Rep. ▶
- Denmark ▶
- Estonia
- Finland ▶
- France ▶
- Germany ▶
- Greece
- Hungary ▶
- Ireland
- Italy ▶
- Latvia
- Lithuania
- Luxembourg
- Malta
- Netherlands ▶**
- Poland ▶
- Portugal ▶
- Romania
- Slovakia
- Slovenia
- Spain ▶
- Sweden
- UK ▶

### Partners Overview

- Foreign and Development Policy
- Security and Defense Policy
- Economic and Social Policy
- Fiscal Policy**



Of 74 votes by 12 respondents, Germany received the most: 10

Share of votes for group	Group
39%	Big 6
35%	Affluent 7
31%	Founding 6
26%	Southern 7
7%	Visegrád 4

Share of votes for country	Country
14%	Germany
8%	Austria
8%	Finland
8%	Sweden
7%	France
7%	UK
5%	Spain
4%	Belgium
4%	Denmark
4%	Greece
4%	Italy
3%	Luxembourg
3%	Poland
3%	Portugal
1%	Bulgaria
1%	Croatia
1%	Cyprus
1%	Czech Rep.
1%	Estonia
1%	Hungary
1%	Ireland
1%	Latvia
1%	Lithuania
1%	Malta
1%	Romania
1%	Slovakia
1%	Slovenia

- Top %
- 10+ %
- 5-9 %
- 1-4 %

Rounded results. 0% shares not shown.

# Fiscal Policy Votes for Poland by Poland

## Q13


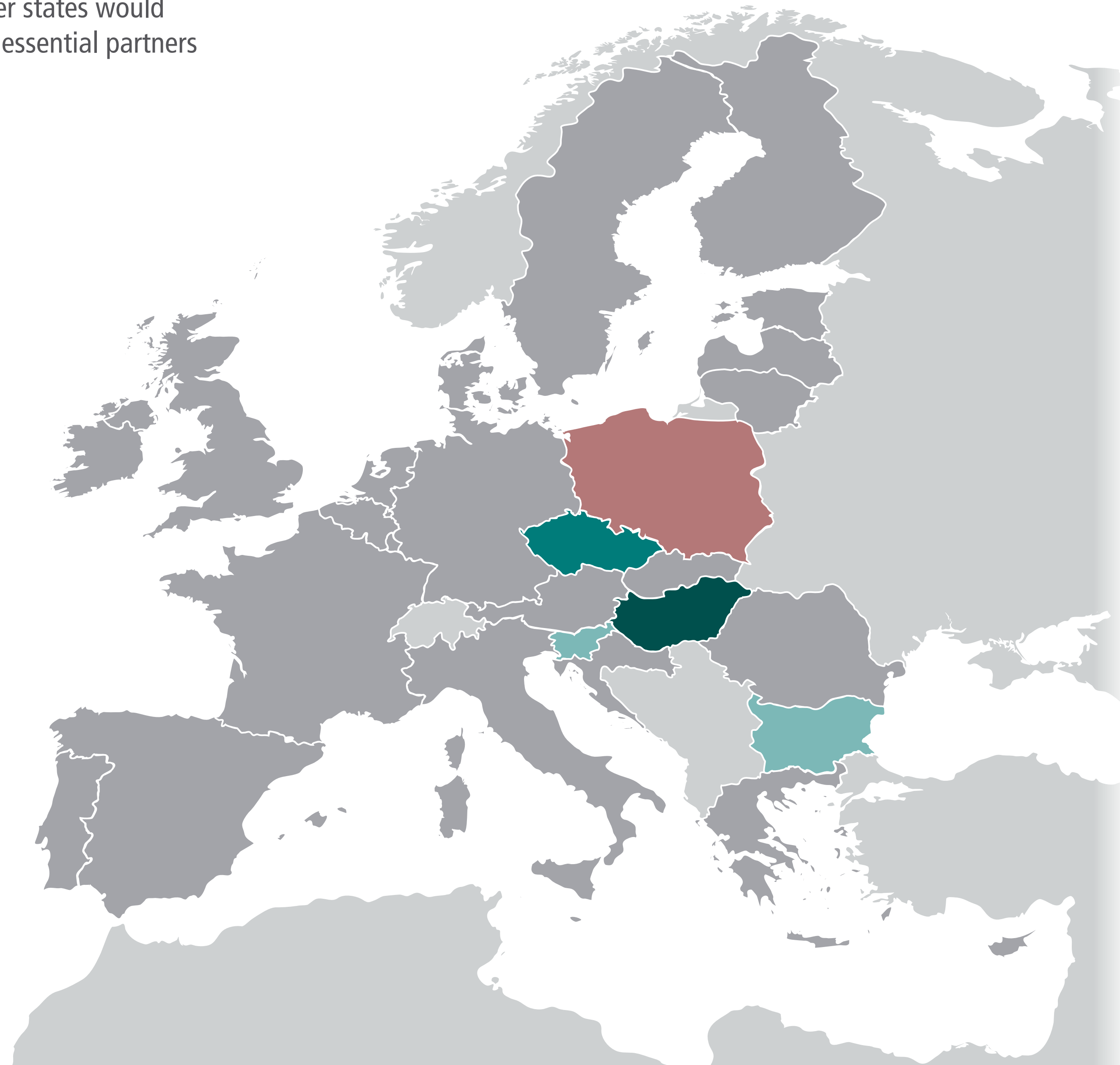
“Which other EU member states would your government see as essential partners in Fiscal Policy?”

- EU
- Big Six ▶
- Founding Six ▶
- Affluent Seven ▶
- Southern Seven ▶
- Visegrád Four ▶

- Austria
- Belgium
- Bulgaria
- Croatia
- Cyprus
- Czech Rep. ▶
- Denmark ▶
- Estonia
- Finland ▶
- France ▶
- Germany ▶
- Greece
- Hungary ▶
- Ireland
- Italy ▶
- Latvia
- Lithuania
- Luxembourg
- Malta
- Netherlands ▶
- Poland ▶**
- Portugal ▶
- Romania
- Slovakia
- Slovenia
- Spain ▶
- Sweden
- UK ▶

### Partners Overview

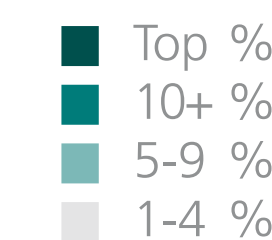
- Foreign and Development Policy
- Security and Defense Policy
- Economic and Social Policy
- Fiscal Policy**



Of 1203 votes by 279 respondents, Poland received 30 (2.5%)

Share of votes by group	
7%	Visegrád 4
2%	Founding 6
2%	Southern 7
1%	Affluent 7
1%	Big 6

Share of votes by country	
12%	Hungary
11%	Czech Rep.
8%	Bulgaria
6%	Slovenia
4%	Portugal
3%	France
3%	Lithuania
3%	Netherlands
3%	Romania
2%	Belgium
2%	Germany
1%	Denmark
1%	Italy
1%	Spain



Rounded results. 0% shares not shown.

# Fiscal Policy Votes for Poland by Poland

## Q13

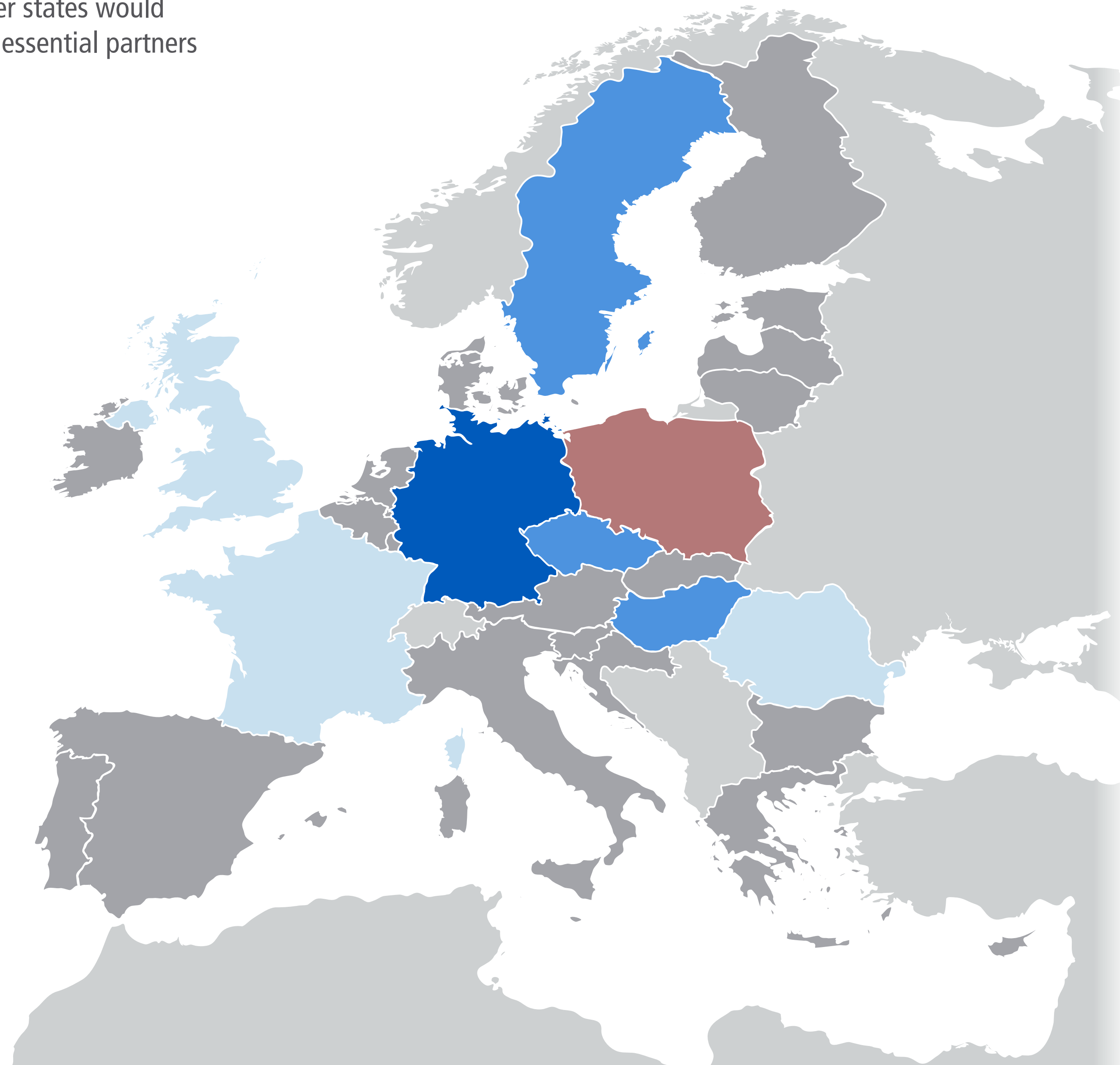
“Which other EU member states would your government see as essential partners in Fiscal Policy?”

- EU
- Big Six ▶
- Founding Six ▶
- Affluent Seven ▶
- Southern Seven ▶
- Visegrád Four ▶

- Austria
- Belgium
- Bulgaria
- Croatia
- Cyprus
- Czech Rep. ▶
- Denmark ▶
- Estonia
- Finland ▶
- France ▶
- Germany ▶
- Greece
- Hungary ▶
- Ireland
- Italy ▶
- Latvia
- Lithuania
- Luxembourg
- Malta
- Netherlands ▶
- Poland ▶**
- Portugal ▶
- Romania
- Slovakia
- Slovenia
- Spain ▶
- Sweden
- UK ▶

### Partners Overview

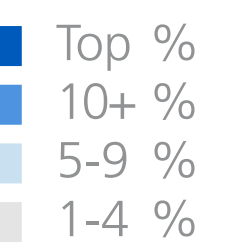
- Foreign and Development Policy
- Security and Defense Policy
- Economic and Social Policy
- Fiscal Policy**



Of 41 votes by 20 respondents, Germany received the most: 8

Share of votes for group	Group
32%	Big 6
29%	Founding 6
27%	Visegrád 4
15%	Affluent 7
10%	Southern 7

Share of votes for country	Country
20%	Germany
15%	Hungary
10%	Czech Rep.
10%	Sweden
7%	France
5%	Romania
5%	UK
2%	Denmark
2%	Greece
2%	Latvia
2%	Lithuania
2%	Netherlands
2%	Slovakia



Rounded results. 0% shares not shown.

# Fiscal Policy Votes for Portugal by Portugal

## Q13

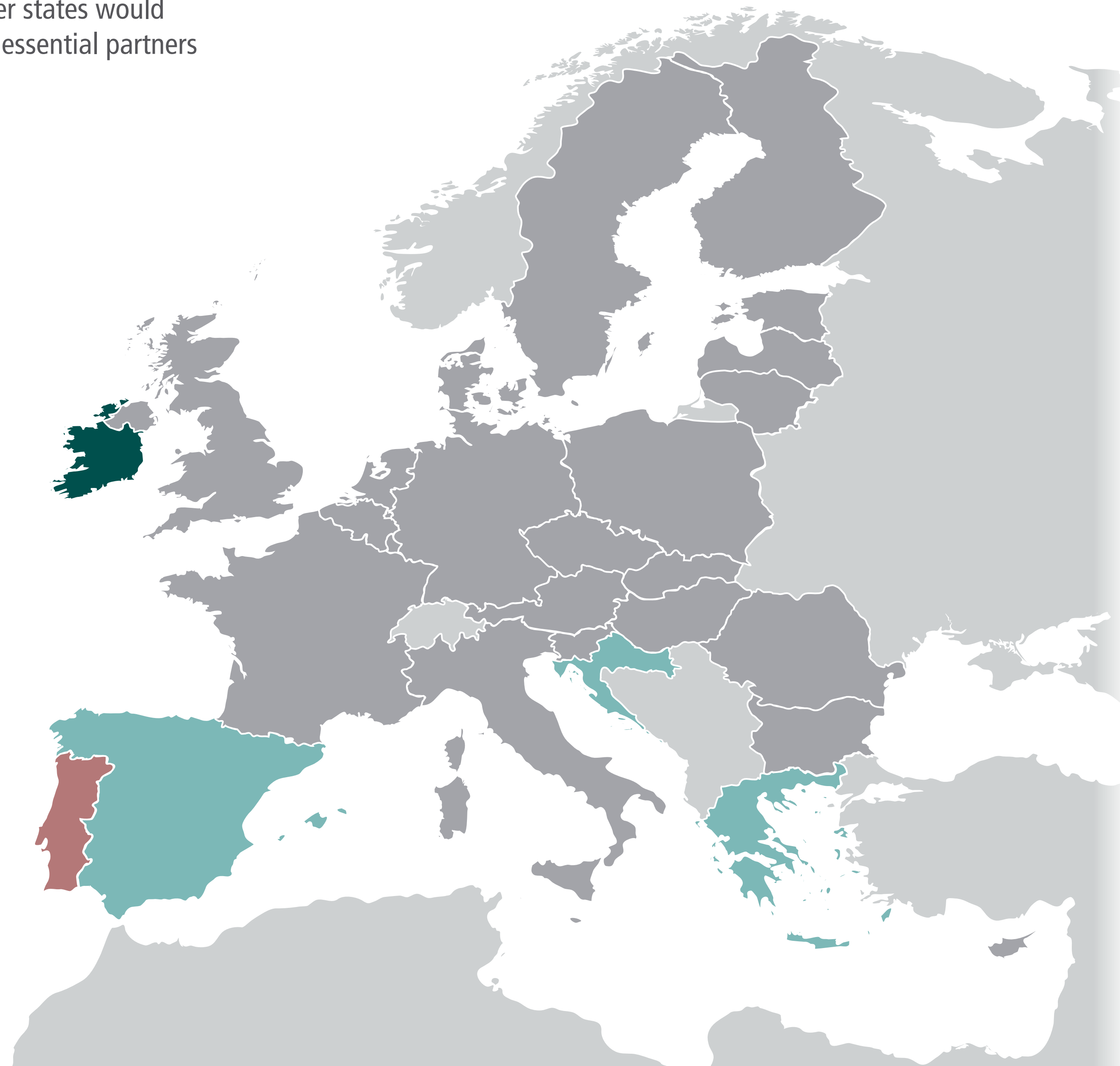
“Which other EU member states would your government see as essential partners in Fiscal Policy?”

- EU
- Big Six ▶
- Founding Six ▶
- Affluent Seven ▶
- Southern Seven ▶
- Visegrád Four ▶

- Austria
- Belgium
- Bulgaria
- Croatia
- Cyprus
- Czech Rep. ▶
- Denmark ▶
- Estonia
- Finland ▶
- France ▶
- Germany ▶
- Greece
- Hungary ▶
- Ireland
- Italy ▶
- Latvia
- Lithuania
- Luxembourg
- Malta
- Netherlands ▶
- Poland ▶
- Portugal ▶**
- Romania
- Slovakia
- Slovenia
- Spain ▶
- Sweden
- UK ▶

### Partners Overview

- Foreign and Development Policy
- Security and Defense Policy
- Economic and Social Policy
- Fiscal Policy**



Of 1203 votes by 279 respondents, Portugal received 23 (1.9%)

3% Big 6  
3% Founding 6  
3% Southern 7  
1% Affluent 7

Share of votes by group

11% Ireland  
7% Greece  
6% Croatia  
5% Spain  
4% Belgium  
4% Italy  
3% Netherlands  
2% France  
2% Germany

Share of votes by country

■ Top %  
■ 10+ %  
■ 5-9 %  
■ 1-4 %

Rounded results. 0% shares not shown.

# Fiscal Policy Votes for Portugal by Portugal

## Q13

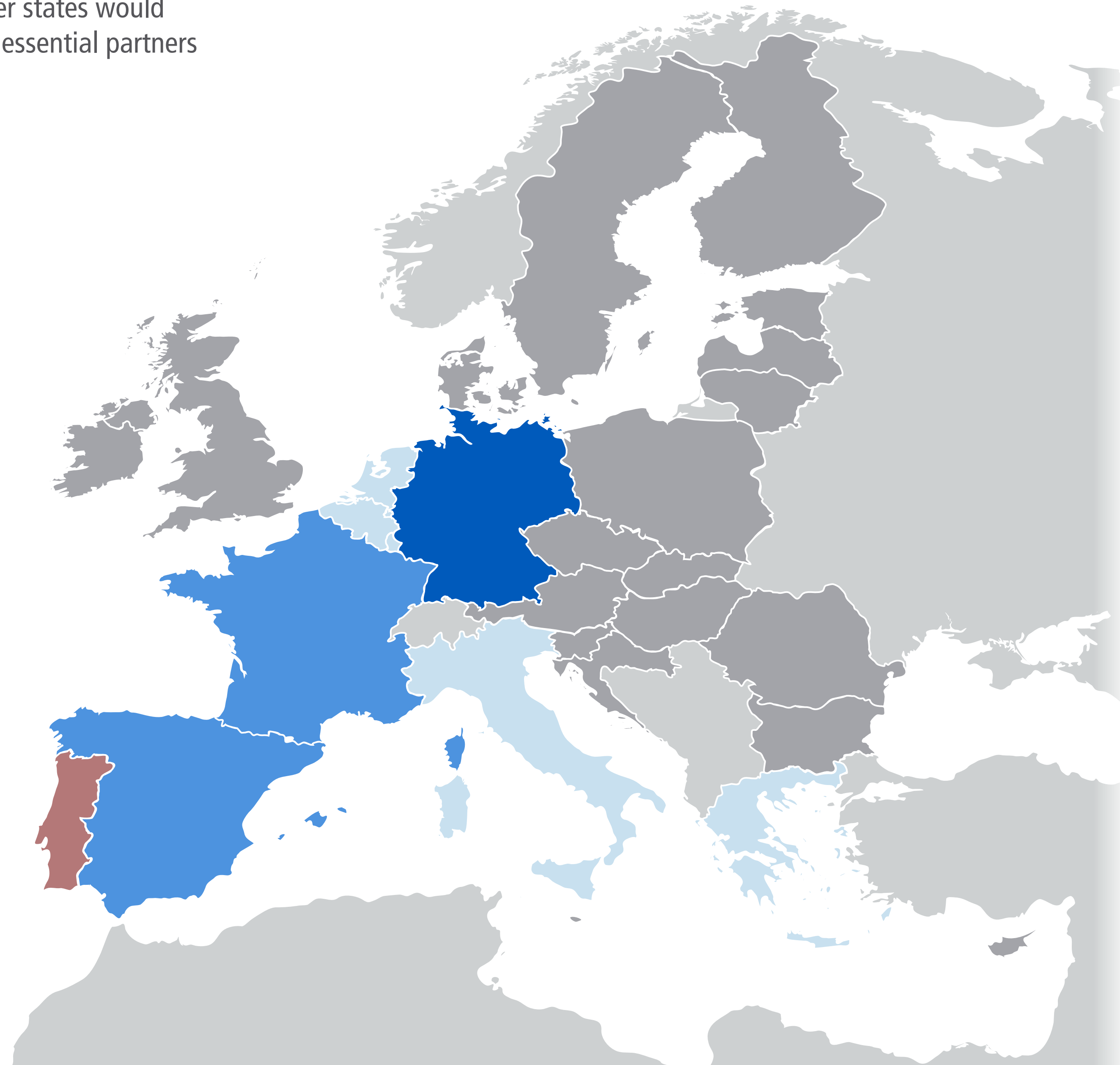
“Which other EU member states would your government see as essential partners in Fiscal Policy?”

- EU
- Big Six ▶
- Founding Six ▶
- Affluent Seven ▶
- Southern Seven ▶
- Visegrád Four ▶

- Austria
- Belgium
- Bulgaria
- Croatia
- Cyprus
- Czech Rep. ▶
- Denmark ▶
- Estonia
- Finland ▶
- France ▶
- Germany ▶
- Greece
- Hungary ▶
- Ireland
- Italy ▶
- Latvia
- Lithuania
- Luxembourg
- Malta
- Netherlands ▶
- Poland ▶
- Portugal ▶**
- Romania
- Slovakia
- Slovenia
- Spain ▶
- Sweden
- UK ▶

### Partners Overview

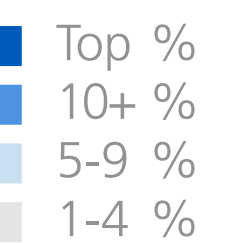
- Foreign and Development Policy
- Security and Defense Policy
- Economic and Social Policy
- Fiscal Policy**



Of 74 votes by 14 respondents, Germany received the most: 14

Share of votes for group	Group
61%	Founding 6
59%	Big 6
41%	Southern 7
27%	Affluent 7
5%	Visegrád 4

Share of votes for country	Country
19%	Germany
12%	France
12%	Spain
9%	Italy
7%	Belgium
7%	Luxembourg
7%	Netherlands
5%	Greece
4%	Poland
3%	Finland
3%	Ireland
3%	UK
1%	Austria
1%	Cyprus
1%	Czech Rep.
1%	Denmark
1%	Lithuania
1%	Slovenia
1%	Sweden



Rounded results. 0% shares not shown.

# Fiscal Policy Votes for Romania

## Q13

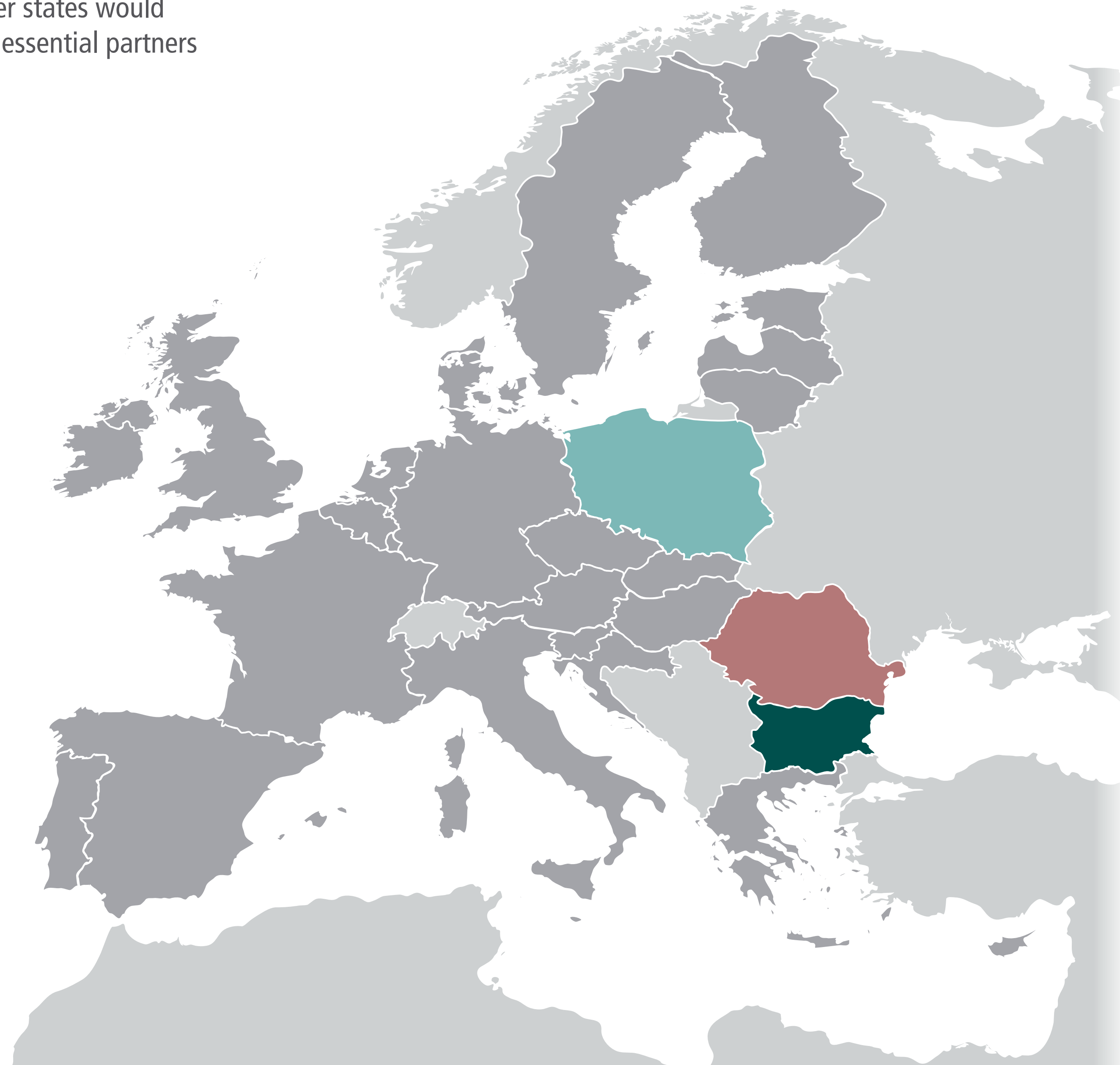
“Which other EU member states would your government see as essential partners in Fiscal Policy?”

- EU
- Big Six ▶
- Founding Six ▶
- Affluent Seven ▶
- Southern Seven ▶
- Visegrád Four ▶

- Austria
- Belgium
- Bulgaria
- Croatia
- Cyprus
- Czech Rep. ▶
- Denmark ▶
- Estonia
- Finland ▶
- France ▶
- Germany ▶
- Greece
- Hungary ▶
- Ireland
- Italy ▶
- Latvia
- Lithuania
- Luxembourg
- Malta
- Netherlands ▶
- Poland ▶
- Portugal ▶
- Romania**
- Slovakia
- Slovenia
- Spain ▶
- Sweden
- UK ▶

### Partners Overview

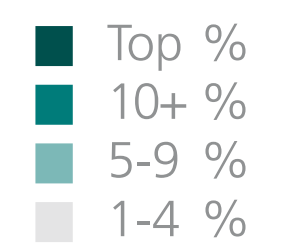
- Foreign and Development Policy
- Security and Defense Policy
- Economic and Social Policy
- Fiscal Policy**



Of 1203 votes by 279 respondents, Romania received 12 (1%)

Group	Share of votes
Visegrád 4	2%
Affluent 7	1%
Big 6	1%
Founding 6	1%
Southern 7	1%

Country	Share of votes
Bulgaria	12%
Poland	5%
Belgium	2%
Hungary	2%
Italy	2%
Netherlands	1%
Spain	1%



Rounded results. 0% shares not shown.

# Fiscal Policy Votes for Slovakia

## Q13


“Which other EU member states would your government see as essential partners in Fiscal Policy?”

- EU
- Big Six ▶
- Founding Six ▶
- Affluent Seven ▶
- Southern Seven ▶
- Visegrád Four ▶

- Austria
- Belgium
- Bulgaria
- Croatia
- Cyprus
- Czech Rep. ▶
- Denmark ▶
- Estonia
- Finland ▶
- France ▶
- Germany ▶
- Greece
- Hungary ▶
- Ireland
- Italy ▶
- Latvia
- Lithuania
- Luxembourg
- Malta
- Netherlands ▶
- Poland ▶
- Portugal ▶
- Romania
- Slovakia**
- Slovenia
- Spain ▶
- Sweden
- UK ▶

### Partners Overview

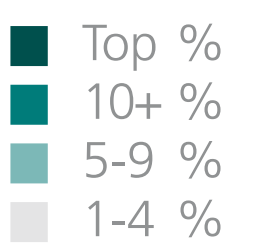
- Foreign and Development Policy
- Security and Defense Policy
- Economic and Social Policy
- Fiscal Policy**



Of 1203 votes by 279 respondents, Slovakia received 30 (2.5%)

Group	Share of votes by group
Visegrád 4	9%
Big 6	2%
Founding 6	2%
Affluent 7	1%
Southern 7	1%

Country	Share of votes by country
Czech Rep.	18%
Hungary	10%
Slovenia	9%
Croatia	6%
Belgium	4%
Bulgaria	4%
Germany	3%
Italy	2%
Poland	2%
Spain	2%
France	1%
Netherlands	1%



Rounded results. 0% shares not shown.

# Fiscal Policy Votes for Slovenia

## Q13


“Which other EU member states would your government see as essential partners in Fiscal Policy?”

- EU
- Big Six ▶
- Founding Six ▶
- Affluent Seven ▶
- Southern Seven ▶
- Visegrád Four ▶

- Austria
- Belgium
- Bulgaria
- Croatia
- Cyprus
- Czech Rep. ▶
- Denmark ▶
- Estonia
- Finland ▶
- France ▶
- Germany ▶
- Greece
- Hungary ▶
- Ireland
- Italy ▶
- Latvia
- Lithuania
- Luxembourg
- Malta
- Netherlands ▶
- Poland ▶
- Portugal ▶
- Romania
- Slovakia
- Slovenia**
- Spain ▶
- Sweden
- UK ▶

### Partners Overview

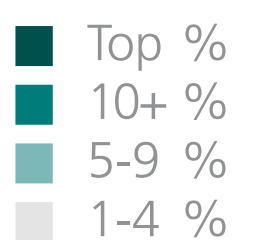
- Foreign and Development Policy
- Security and Defense Policy
- Economic and Social Policy
- Fiscal Policy**



Of 1203 votes by 279 respondents, Slovenia received 17 (1.4%)

Share of votes by group	
2%	Big 6
2%	Founding 6
2%	Southern 7
1%	Affluent 7
1%	Visegrád 4

Share of votes by country	
6%	Croatia
4%	Bulgaria
4%	Czech Rep.
3%	Italy
2%	Belgium
2%	France
2%	Hungary
2%	Spain
1%	Germany
1%	Netherlands
1%	Portugal



Rounded results. 0% shares not shown.



# Fiscal Policy Votes for Spain by Spain

Q13


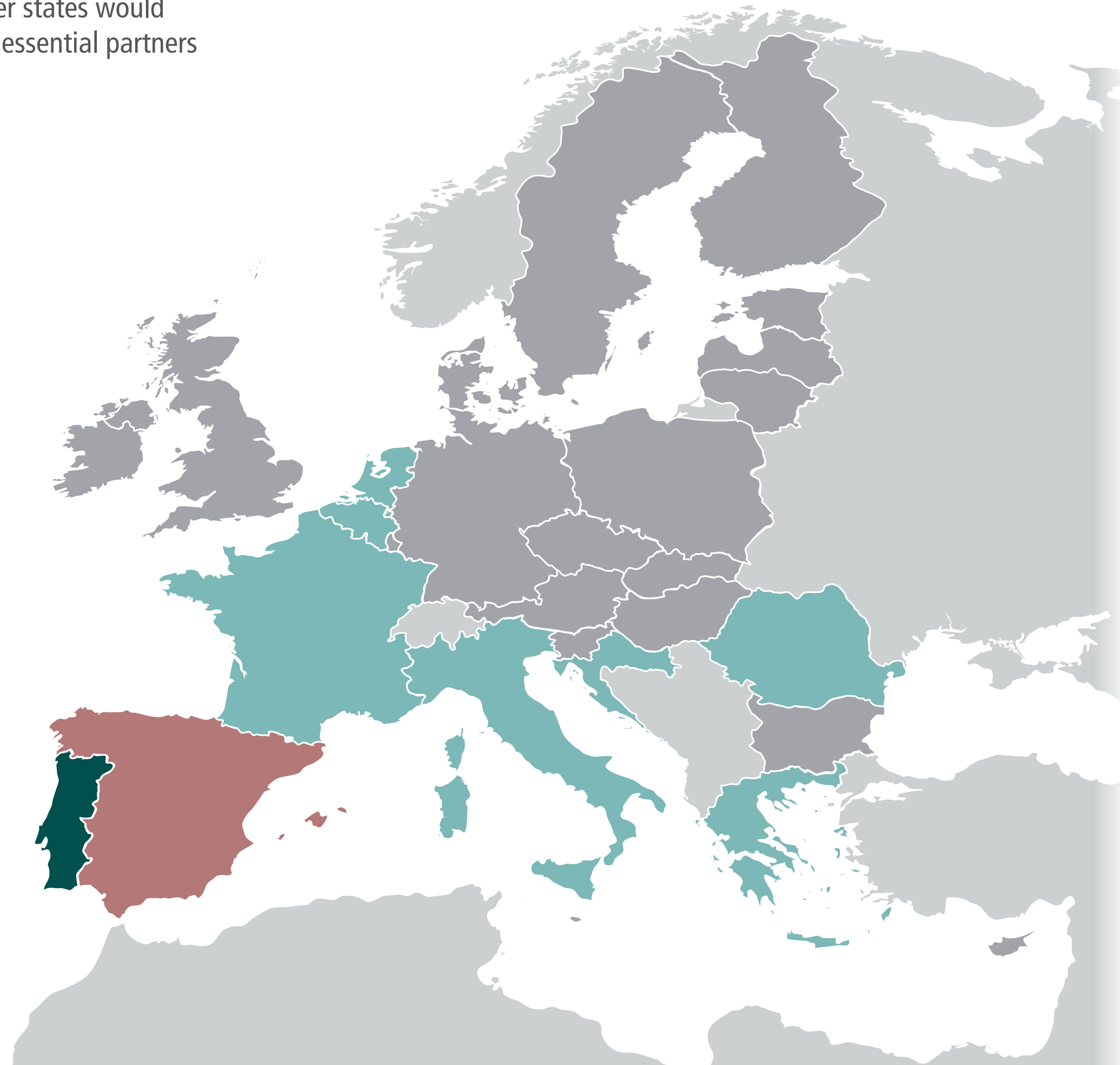
“Which other EU member states would your government see as essential partners in Fiscal Policy?”

- EU
- Big Six ▶
- Founding Six ▶
- Affluent Seven ▶
- Southern Seven ▶
- Visegrád Four ▶

- Austria
- Belgium
- Bulgaria
- Croatia
- Cyprus
- Czech Rep. ▶
- Denmark ▶
- Estonia
- Finland ▶
- France ▶
- Germany ▶
- Greece
- Hungary ▶
- Ireland
- Italy ▶
- Latvia
- Lithuania
- Luxembourg
- Malta
- Netherlands ▶
- Poland ▶
- Portugal ▶
- Romania
- Slovakia
- Slovenia
- Spain ▶**
- Sweden
- UK ▶

## Partners Overview

- Foreign and Development Policy
- Security and Defense Policy
- Economic and Social Policy
- Fiscal Policy**



Of 1203 votes by 279 respondents, Spain received 44 (3.7%)

6%	Founding 6	Share of votes by group
6%	Southern 7	
4%	Big 6	
3%	Affluent 7	

12%	Portugal	Share of votes by country
9%	France	
7%	Greece	
6%	Croatia	
6%	Romania	
5%	Belgium	
5%	Italy	
5%	Netherlands	
4%	Austria	
4%	Germany	
3%	Slovenia	
3%	UK	

- Top %
- 10+ %
- 5-9 %
- 1-4 %

Rounded results. 0% shares not shown.

# Fiscal Policy Votes for Spain by Spain

## Q13

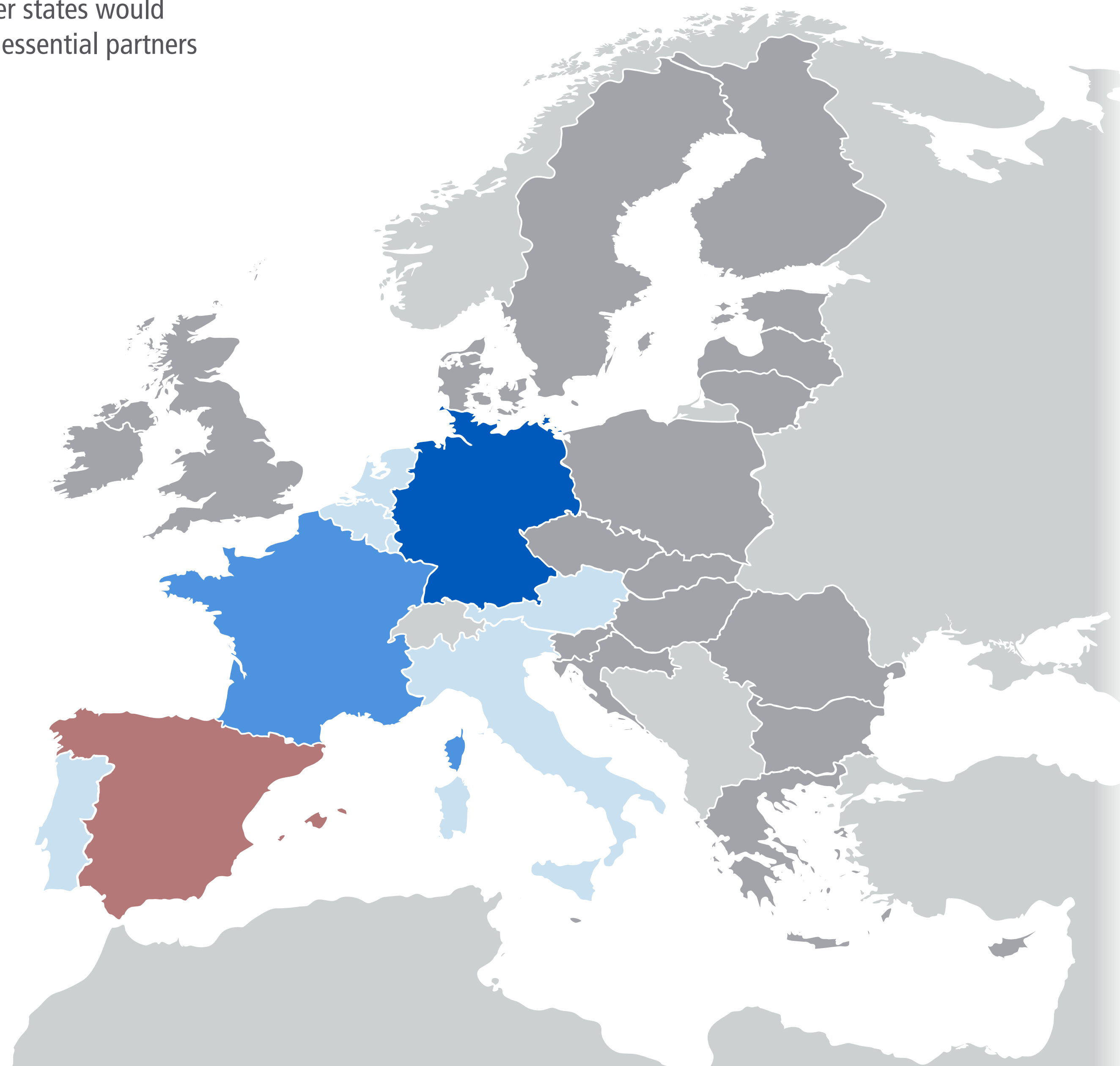
“Which other EU member states would your government see as essential partners in Fiscal Policy?”

- EU
- Big Six ▶
- Founding Six ▶
- Affluent Seven ▶
- Southern Seven ▶
- Visegrád Four ▶

- Austria
- Belgium
- Bulgaria
- Croatia
- Cyprus
- Czech Rep. ▶
- Denmark ▶
- Estonia
- Finland ▶
- France ▶
- Germany ▶
- Greece
- Hungary ▶
- Ireland
- Italy ▶
- Latvia
- Lithuania
- Luxembourg
- Malta
- Netherlands ▶
- Poland ▶
- Portugal ▶
- Romania
- Slovakia
- Slovenia
- Spain ▶**
- Sweden
- UK ▶

### Partners Overview

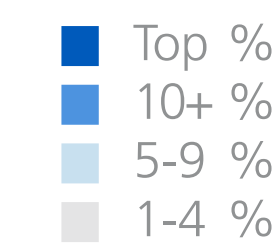
- Foreign and Development Policy
- Security and Defense Policy
- Economic and Social Policy
- Fiscal Policy**



Of 130 votes by 22 respondents, Germany received the most: 19

Share of votes for group	Group
52%	Founding 6
40%	Big 6
35%	Southern 7
26%	Affluent 7
5%	Visegrád 4

Share of votes for country	Country
15%	Germany
14%	France
8%	Italy
6%	Belgium
5%	Austria
5%	Luxembourg
5%	Netherlands
5%	Portugal
4%	Finland
4%	Ireland
3%	Cyprus
3%	Malta
2%	Bulgaria
2%	Croatia
2%	Estonia
2%	Greece
2%	Latvia
2%	Lithuania
2%	Slovakia
2%	Slovenia
2%	Sweden
2%	UK
1%	Czech Rep.
1%	Denmark
1%	Hungary
1%	Poland
1%	Romania



Rounded results. 0% shares not shown.

# Fiscal Policy Votes for Sweden

## Q13


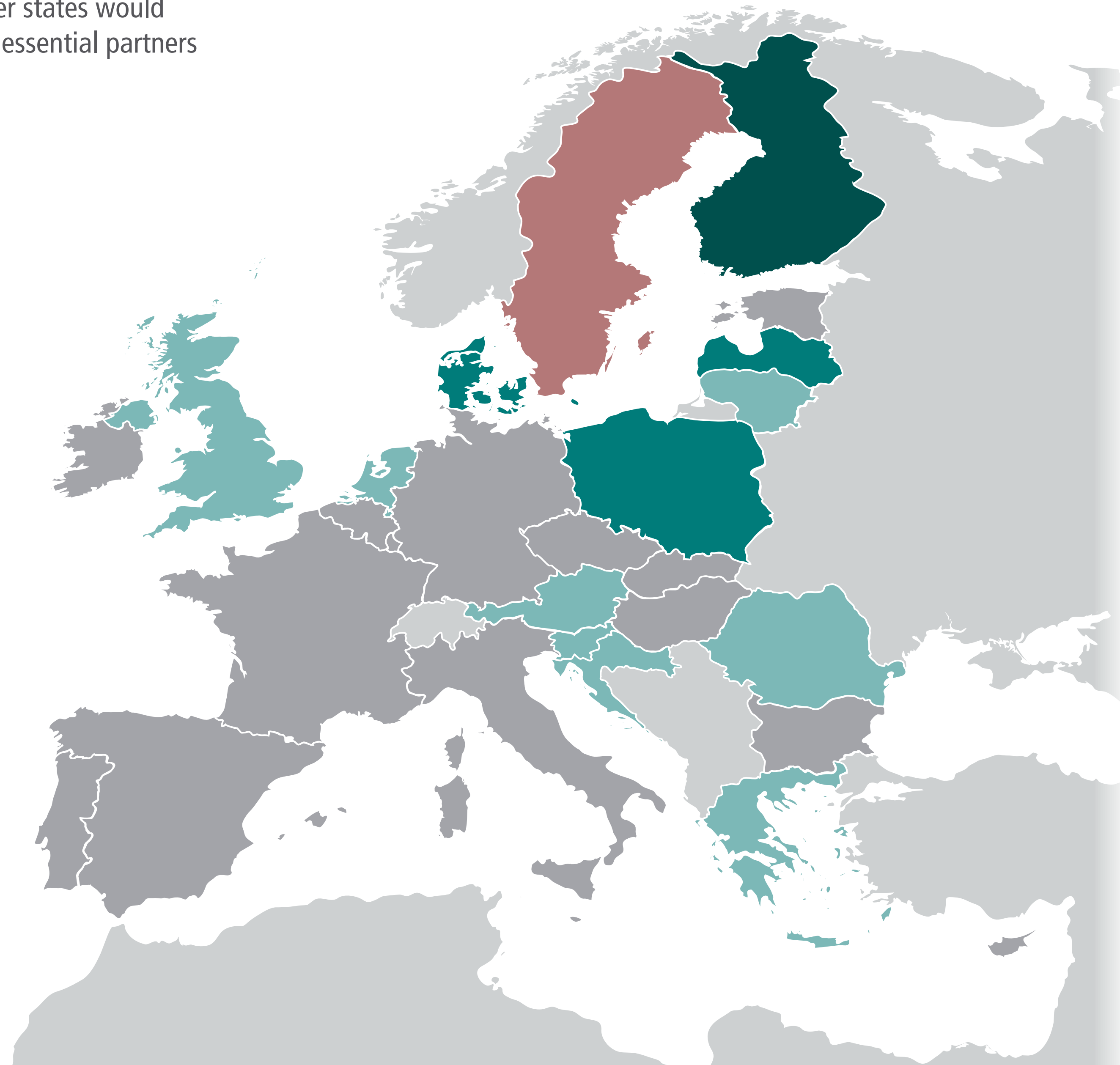
“Which other EU member states would your government see as essential partners in Fiscal Policy?”

- EU
- Big Six ▶
- Founding Six ▶
- Affluent Seven ▶
- Southern Seven ▶
- Visegrád Four ▶

- Austria
- Belgium
- Bulgaria
- Croatia
- Cyprus
- Czech Rep. ▶
- Denmark ▶
- Estonia
- Finland ▶
- France ▶
- Germany ▶
- Greece
- Hungary ▶
- Ireland
- Italy ▶
- Latvia
- Lithuania
- Luxembourg
- Malta
- Netherlands ▶
- Poland ▶
- Portugal ▶
- Romania
- Slovakia
- Slovenia
- Spain ▶
- Sweden**
- UK ▶

### Partners Overview

- Foreign and Development Policy
- Security and Defense Policy
- Economic and Social Policy
- Fiscal Policy**



Of 1203 votes by 279 respondents, Sweden received 54 (4.5%)

Share of votes by group
10%
4%
3%
3%
2%

Share of votes by country
20%
18%
11%
10%
8%
8%
8%
7%
6%
6%
6%
6%
6%
4%
3%
2%
2%
2%
1%

- Top %
- 10+ %
- 5-9 %
- 1-4 %

Rounded results. 0% shares not shown.

# Fiscal Policy Votes for UK by UK

## Q13


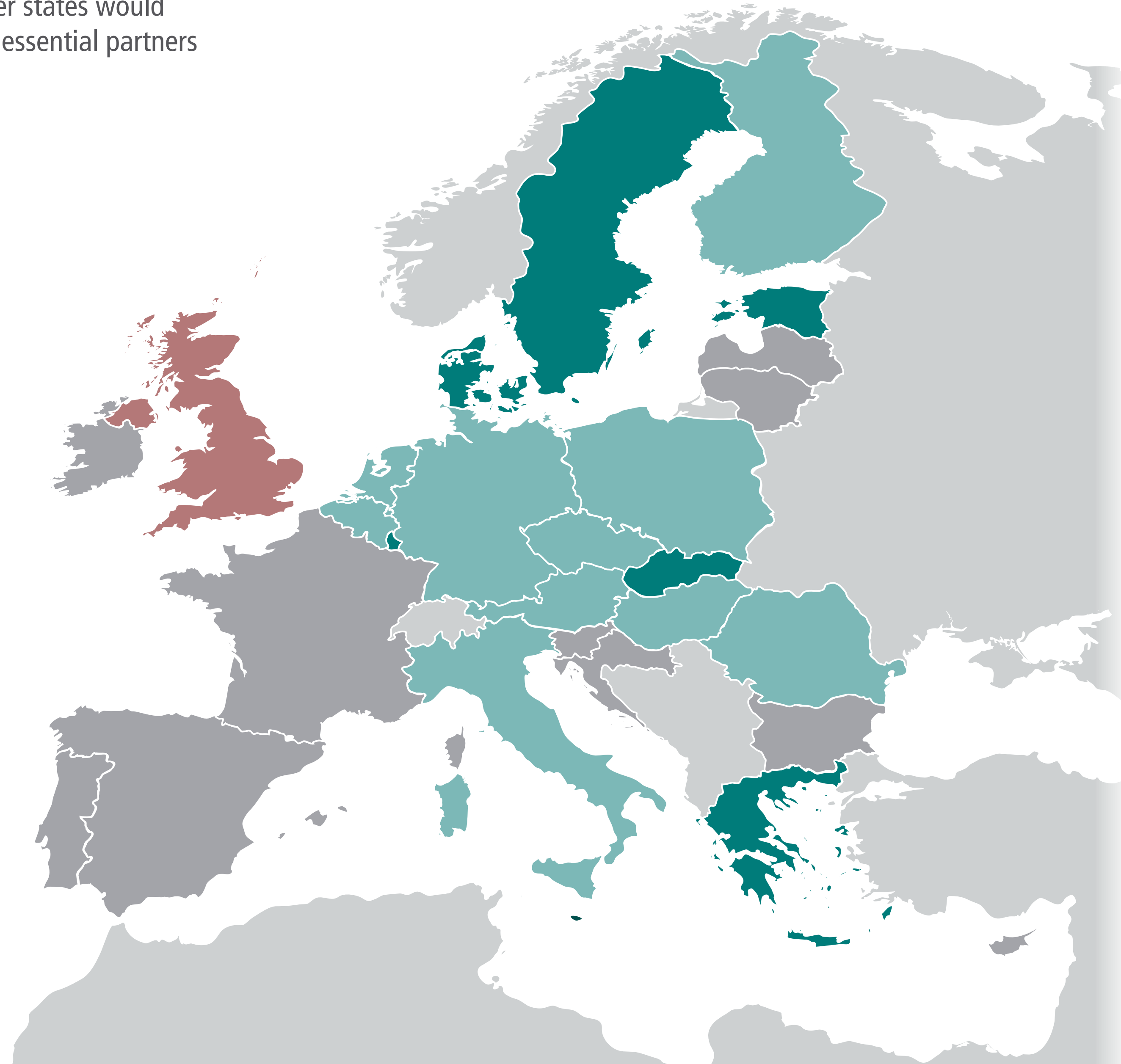
“Which other EU member states would your government see as essential partners in Fiscal Policy?”

- EU
- Big Six ▶
- Founding Six ▶
- Affluent Seven ▶
- Southern Seven ▶
- Visegrád Four ▶

- Austria
- Belgium
- Bulgaria
- Croatia
- Cyprus
- Czech Rep. ▶
- Denmark ▶
- Estonia
- Finland ▶
- France ▶
- Germany ▶
- Greece
- Hungary ▶
- Ireland
- Italy ▶
- Latvia
- Lithuania
- Luxembourg
- Malta
- Netherlands ▶
- Poland ▶
- Portugal ▶
- Romania
- Slovakia
- Slovenia
- Spain ▶
- Sweden
- UK ▶**

### Partners Overview

- Foreign and Development Policy
- Security and Defense Policy
- Economic and Social Policy
- Fiscal Policy**



Of 1203 votes by 279 respondents, UK received 60 (5%)

- 8% Affluent 7
- 7% Visegrád 4
- 5% Founding 6
- 4% Big 6
- 4% Southern 7

Share of votes by group

- 50% Malta
- 14% Greece
- 14% Slovakia
- 13% Estonia
- 13% Sweden
- 11% Denmark
- 11% Luxembourg
- 8% Austria
- 8% Finland
- 7% Czech Rep.
- 7% Hungary
- 7% Netherlands
- 6% Italy
- 6% Romania
- 5% Belgium
- 5% Germany
- 5% Poland
- 4% Bulgaria
- 3% Portugal
- 3% Slovenia
- 2% Spain
- 1% France

Share of votes by country

- Top %
- 10+ %
- 5-9 %
- 1-4 %

Rounded results. 0% shares not shown.



UK



Design

Findings

Chapters

Preferences

Influence

**Partners**

Policies

[ecfr.eu/eucoalitionexplorer](https://ecfr.eu/eucoalitionexplorer)

# Fiscal Policy Votes for UK by UK

## Q13

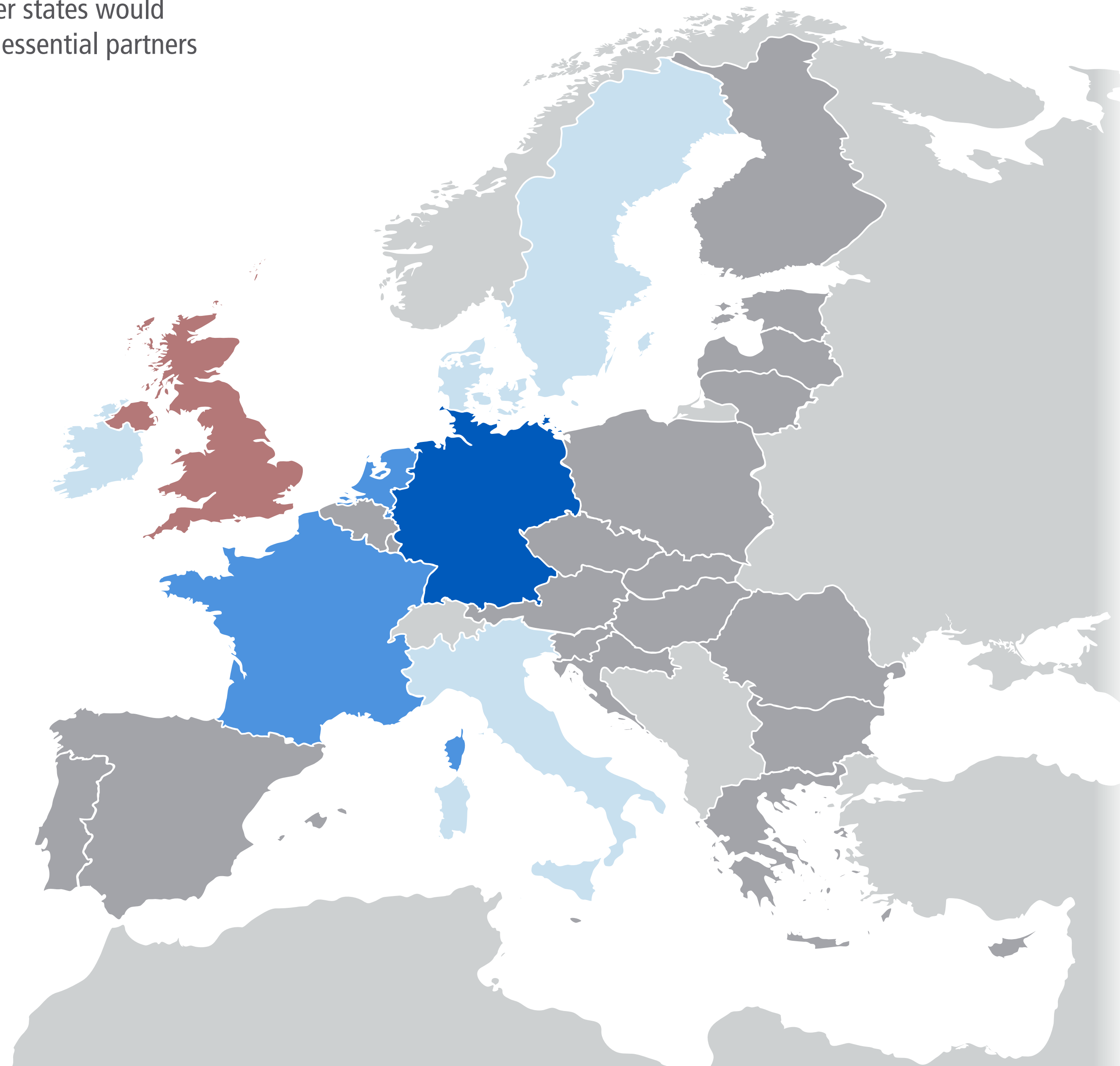
“Which other EU member states would your government see as essential partners in Fiscal Policy?”

- EU
- Big Six ▶
- Founding Six ▶
- Affluent Seven ▶
- Southern Seven ▶
- Visegrád Four ▶

- Austria
- Belgium
- Bulgaria
- Croatia
- Cyprus
- Czech Rep. ▶
- Denmark ▶
- Estonia
- Finland ▶
- France ▶
- Germany ▶
- Greece
- Hungary ▶
- Ireland
- Italy ▶
- Latvia
- Lithuania
- Luxembourg
- Malta
- Netherlands ▶
- Poland ▶
- Portugal ▶
- Romania
- Slovakia
- Slovenia
- Spain ▶
- Sweden
- UK ▶**

### Partners Overview

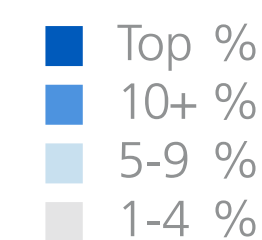
- Foreign and Development Policy
- Security and Defense Policy
- Economic and Social Policy
- Fiscal Policy**



Of 35 votes by 10 respondents, Germany received the most: 8

69%	Founding 6	Share of votes for group
51%	Big 6	
37%	Affluent 7	
31%	Southern 7	

23%	Germany	Share of votes for country
17%	France	
14%	Netherlands	
9%	Italy	
6%	Denmark	
6%	Ireland	
6%	Sweden	
3%	Austria	
3%	Belgium	
3%	Finland	
3%	Greece	
3%	Luxembourg	
3%	Spain	



Rounded results. 0% shares not shown.

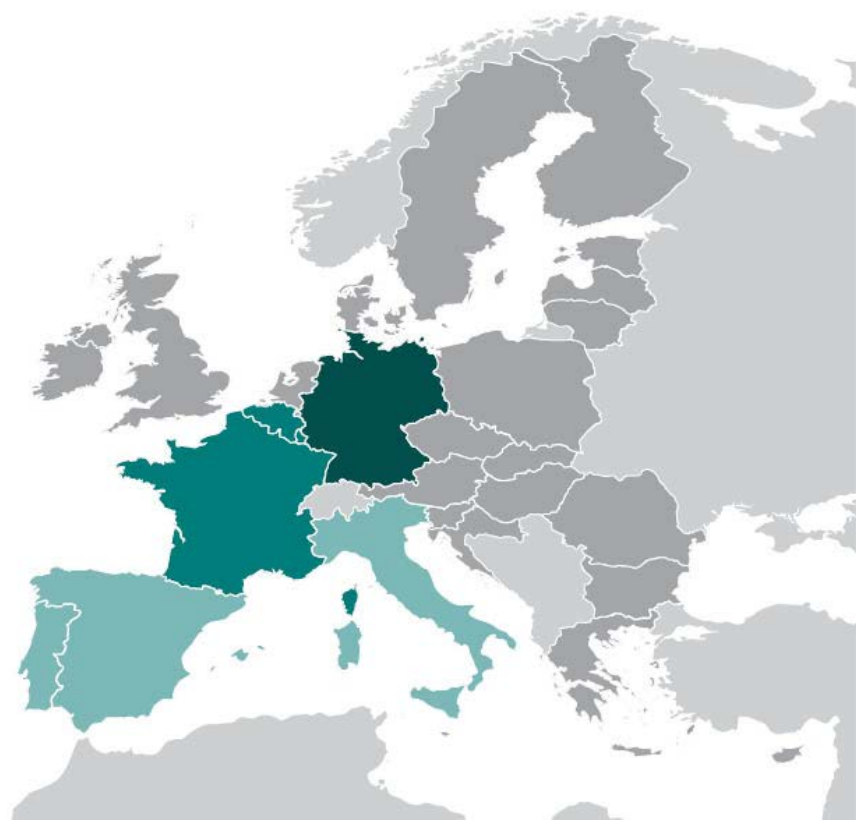
# Views on Coalitions

## Q14 ↗

N=348

### Commitment to Deeper Integration

“In your opinion, which EU member states are committed to deeper integration or ‘more Europe’?”

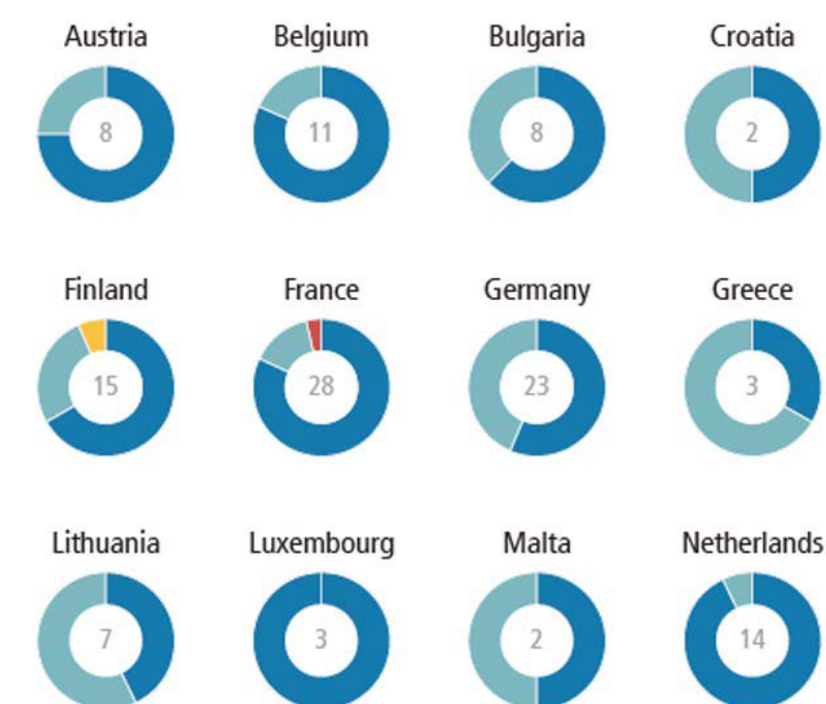


## Q15 ↗

N=333

### Importance of Coalitions

“Overall, how important are coalitions between member states to get things done in the EU?”

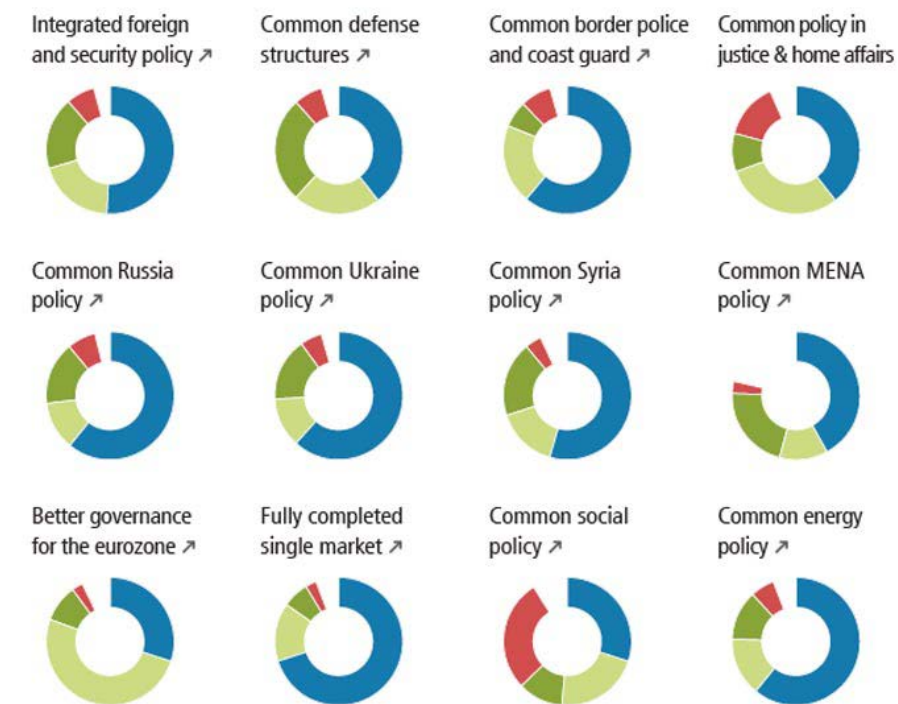


## Q16 ↗

N=295

### Preferred Coalitions

“What actor level would your country prefer for the following list of policy projects?”

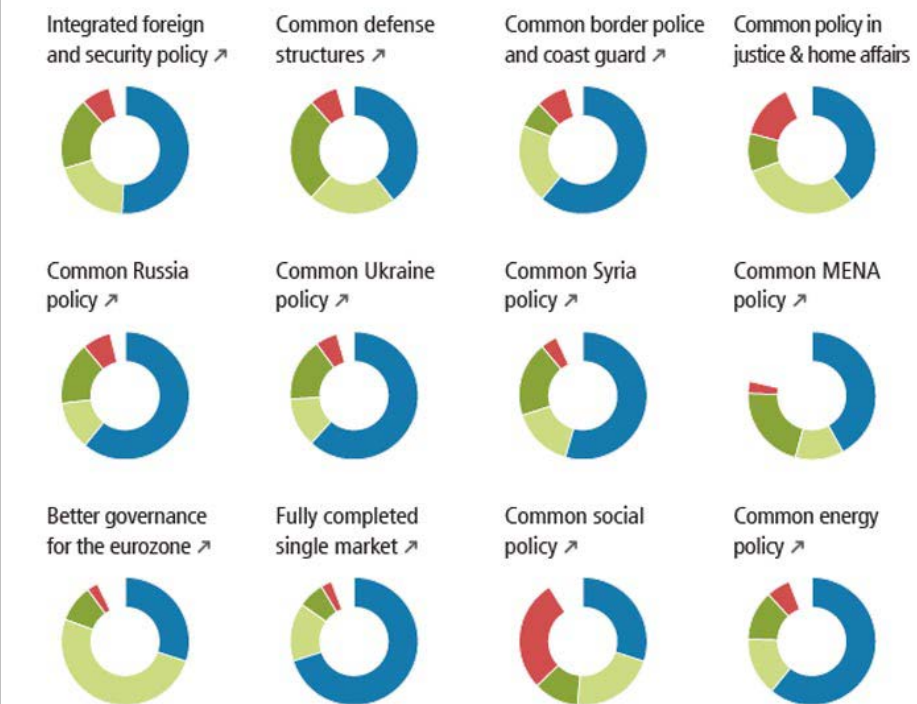


## Q17 ↗

N=11,283

### Preferred Coalitions Public View

“In Europe, who should mainly be responsible for the following list of policy projects?”



# Commitment to Deeper Integration Votes total EU

## Q14

“In your opinion, which EU member states are committed to deeper integration or ‘more Europe’?”

- EU
- Big Six ▶
- Founding Six ▶
- Affluent Seven ▶
- Southern Seven ▶
- Visegrád Four ▶

- Austria ▶
- Belgium ▶
- Bulgaria ▶
- Croatia ▶
- Cyprus ▶
- Czech Rep. ▶
- Denmark ▶
- Estonia ▶
- Finland ▶
- France ▶
- Germany ▶
- Greece ▶
- Hungary ▶
- Ireland ▶
- Italy ▶
- Latvia ▶
- Lithuania ▶
- Luxembourg ▶
- Malta ▶
- Netherlands ▶
- Poland ▶
- Portugal ▶
- Romania ▶
- Slovakia ▶
- Slovenia ▶
- Spain ▶
- Sweden ▶
- UK ▶


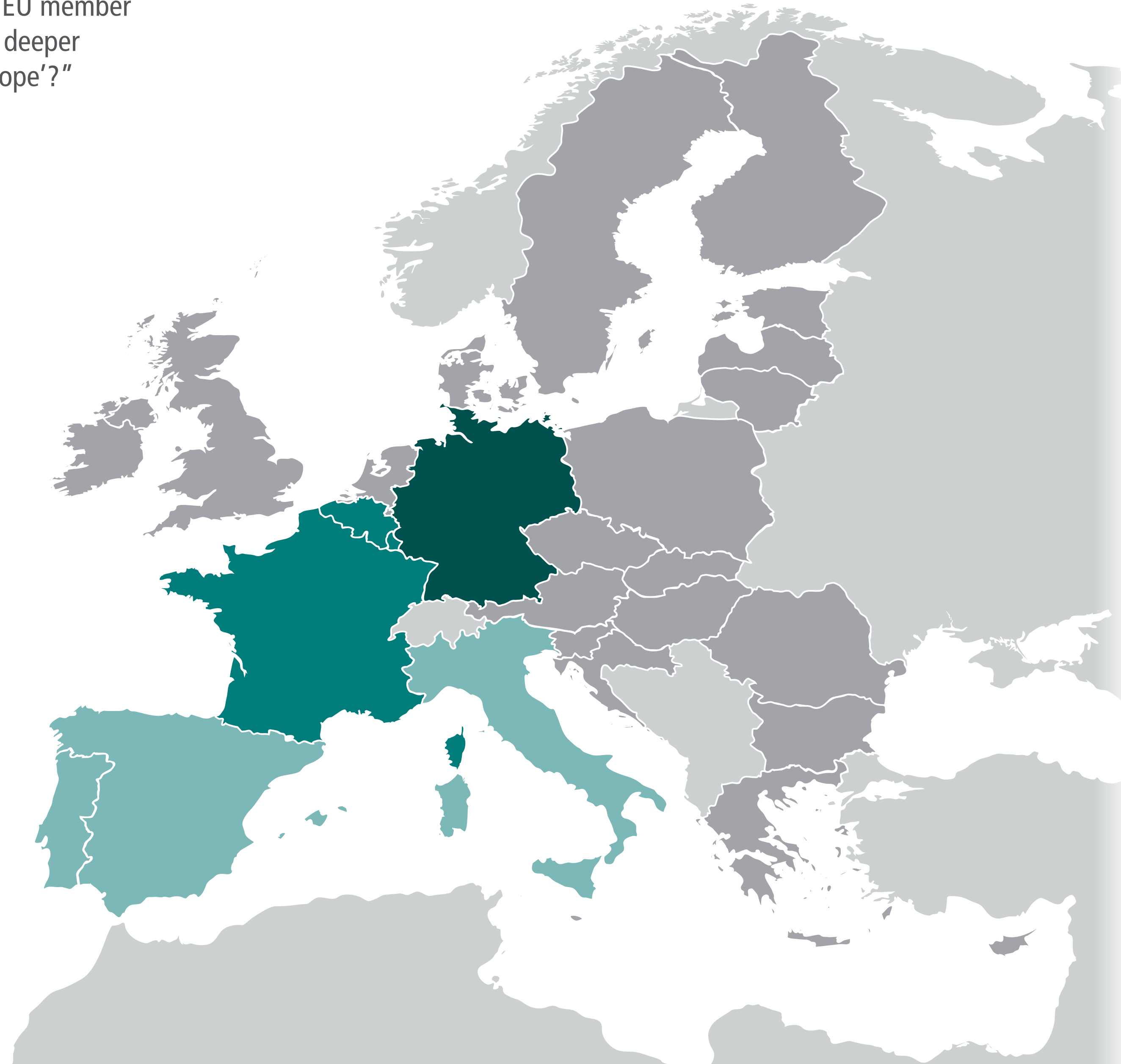
Policies Overview

**Commitment to Deeper Integration**

Importance of Coalitions

Preferred Actor Level

Preferred Actor Level (Public View)



Of 2046 votes by 348 respondents, Germany received the most: 264

Group	Share of votes for group
Founding 6	59.1%
Big 6	39.3%
Affluent 7	34.4%
Southern 7	33.7%
Visegrád 4	2.1%

Country	Share of votes for country
Germany	12.9%
Belgium	12.2%
France	10.8%
Luxembourg	10.7%
Italy	8.5%
Spain	6.3%
Portugal	4.6%
Netherlands	4.1%
Estonia	3.5%
Ireland	3.4%
Latvia	2.2%
Lithuania	2.2%
Sweden	2.2%
Austria	2.1%
Finland	2.1%
Slovenia	2.0%
Greece	1.8%
Romania	1.5%
Croatia	1.2%
Malta	1.1%
Bulgaria	1.0%
Denmark	1.0%
Slovakia	0.8%
Poland	0.7%
Cyprus	0.6%
Czech Rep.	0.4%
Hungary	0.2%
UK	0.1%

# Commitment to Deeper Integration Votes for Big Six by Big Six

Q14

“In your opinion, which EU member states are committed to deeper integration or ‘more Europe’?”

- EU
- Big Six ▶**
- Founding Six ▶
- Affluent Seven ▶
- Southern Seven ▶
- Visegrád Four ▶

- Austria ▶
- Belgium
- Bulgaria
- Croatia
- Cyprus
- Czech Rep. ▶
- Denmark ▶
- Estonia
- Finland ▶
- France ▶
- Germany ▶
- Greece
- Hungary ▶
- Ireland
- Italy ▶
- Latvia
- Lithuania
- Luxembourg
- Malta
- Netherlands ▶
- Poland ▶
- Portugal ▶
- Romania
- Slovakia
- Slovenia
- Spain ▶
- Sweden
- UK ▶


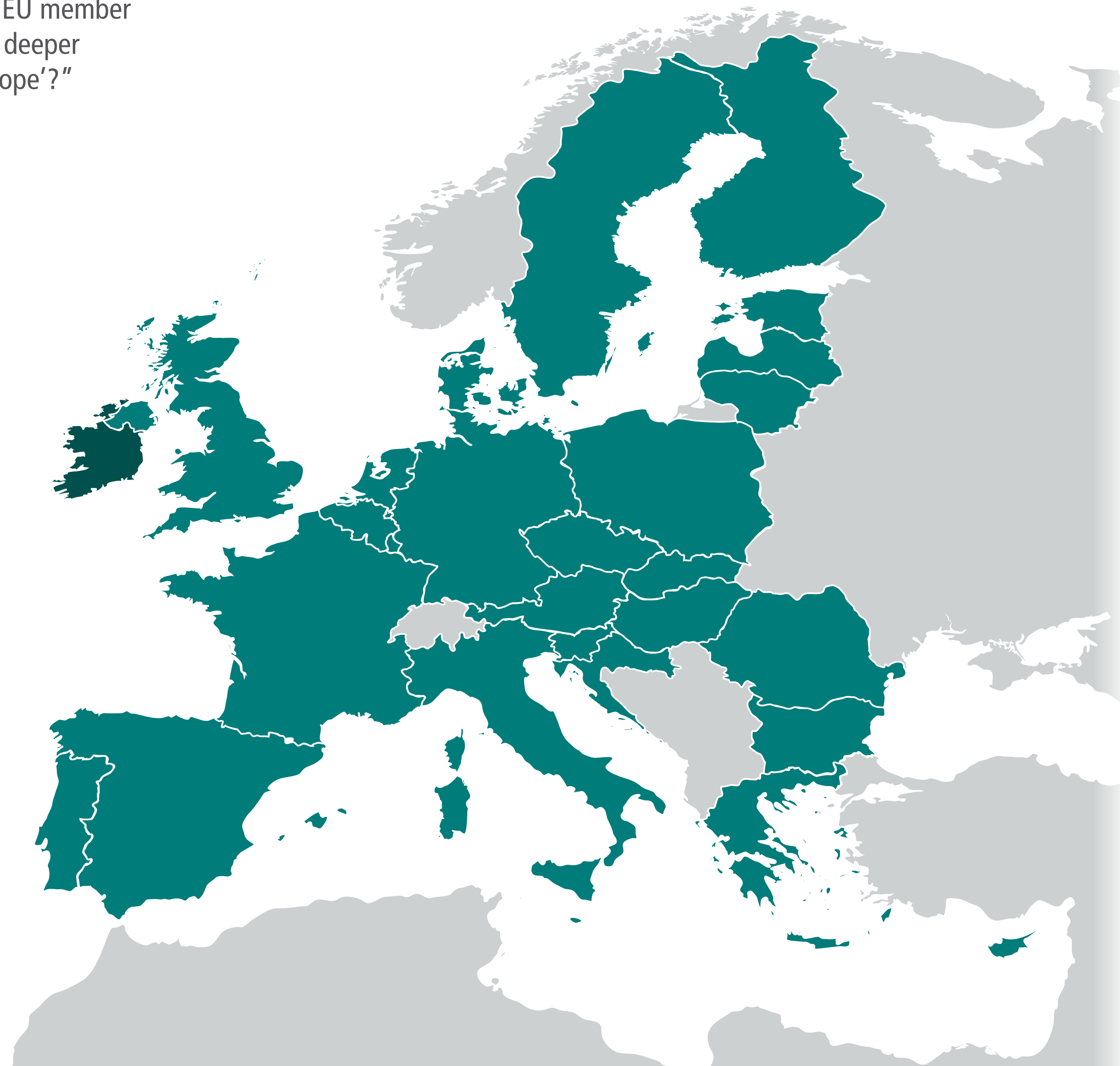
Policies Overview

**Commitment to Deeper Integration**

Importance of Coalitions

Preferred Actor Level

Preferred Actor Level (Public View)



Of 2046 votes by 348 respondents, Big 6 received 804 (39.3%)

Share of votes by group
44% Southern 7
41% Big 6
40% Affluent 7
39% Founding 6
37% Visegrád 4

Share of votes by country
63% Ireland
52% Spain
50% Cyprus
45% Belgium
45% Finland
45% Slovakia
44% Italy
43% UK
42% Sweden
41% Denmark
41% Portugal
41% Romania
40% Malta
39% Estonia
39% France
38% Bulgaria
38% Hungary
38% Poland
37% Netherlands
36% Croatia
35% Germany
35% Latvia
33% Greece
31% Austria
30% Czech Rep.
28% Lithuania
27% Luxembourg
25% Slovenia

- Top %
- 10+ %
- 5-9 %
- 1-4 %

Rounded results. 0% shares not shown.



Big Six



Design

Findings

Chapters

Preferences

Influence

Partners

**Policies**

[ecfr.eu/eucoalitionexplorer](http://ecfr.eu/eucoalitionexplorer)



# Commitment to Deeper Integration

## Votes for Big Six by Big Six

Q14

“In your opinion, which EU member states are committed to deeper integration or ‘more Europe’?”

- EU
- Big Six ▶**
- Founding Six ▶
- Affluent Seven ▶
- Southern Seven ▶
- Visegrád Four ▶

- Austria
- Belgium
- Bulgaria
- Croatia
- Cyprus
- Czech Rep. ▶
- Denmark ▶
- Estonia
- Finland ▶
- France ▶
- Germany ▶
- Greece
- Hungary ▶
- Ireland
- Italy ▶
- Latvia
- Lithuania
- Luxembourg
- Malta
- Netherlands ▶
- Poland ▶
- Portugal ▶
- Romania
- Slovakia
- Slovenia
- Spain ▶
- Sweden
- UK ▶


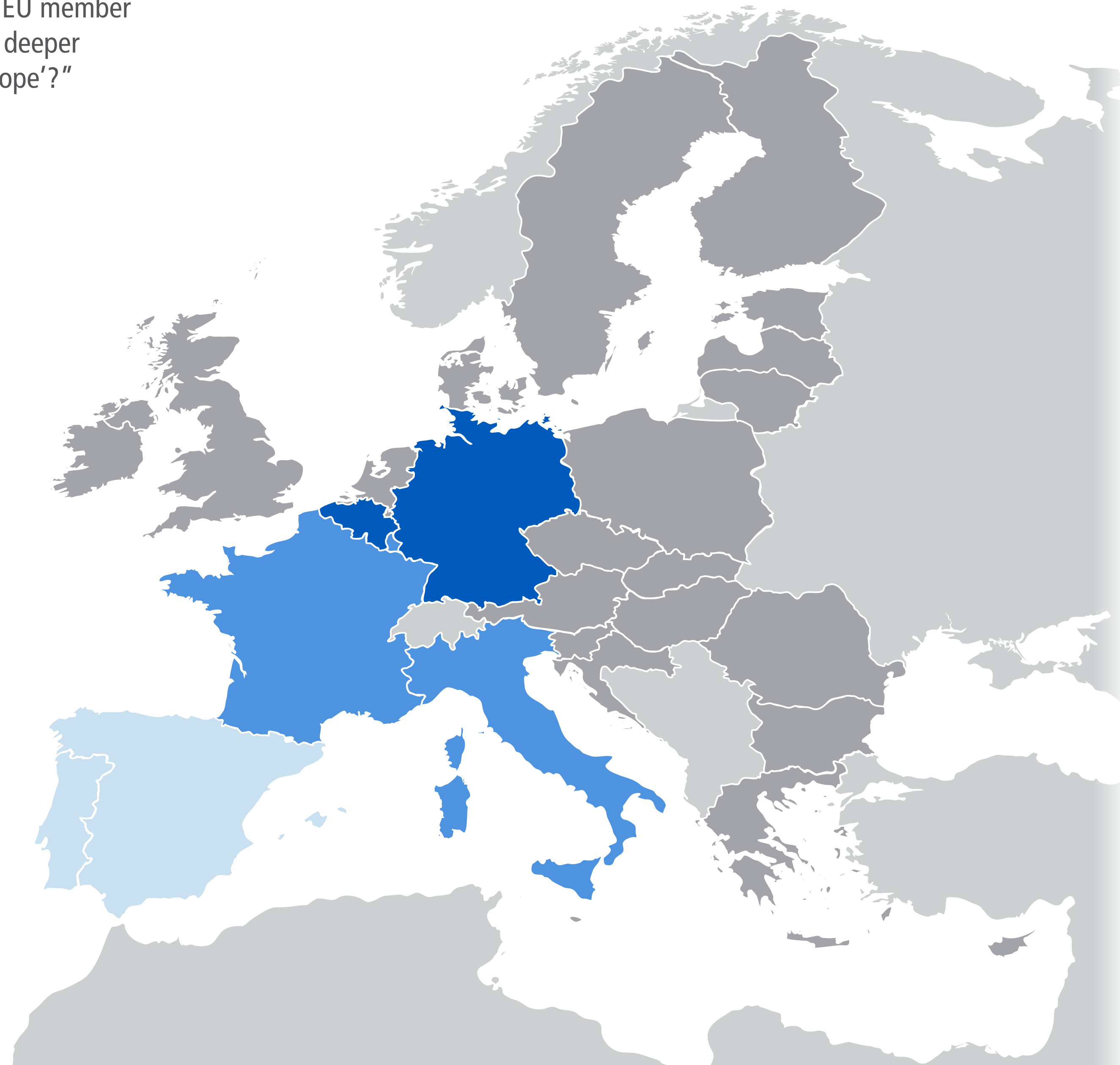
Policies Overview

**Commitment to Deeper Integration**

Importance of Coalitions

Preferred Actor Level

Preferred Actor Level (Public View)



Of 776 votes by 148 respondents, Belgium received the most: 101

Share of votes for group	Group
61%	Founding 6
41%	Big 6
37%	Southern 7
34%	Affluent 7
2%	Visegrád 4

Share of votes for country	Country
13%	Belgium
13%	Germany
11%	Luxembourg
10%	France
10%	Italy
8%	Spain
6%	Portugal
4%	Ireland
3%	Estonia
3%	Netherlands
2%	Austria
2%	Finland
2%	Greece
2%	Slovenia
2%	Sweden
1%	Bulgaria
1%	Croatia
1%	Cyprus
1%	Denmark
1%	Latvia
1%	Lithuania
1%	Malta
1%	Poland
1%	Romania
1%	Slovakia

■ Top %  
■ 10+ %  
■ 5-9 %  
■ 1-4 %

Rounded results. 0% shares not shown.

# Commitment to Deeper Integration Votes for Founding Six by Founding Six

Q14

“In your opinion, which EU member states are committed to deeper integration or ‘more Europe’?”

- EU
- Big Six ▶
- Founding Six ▶**
- Affluent Seven ▶
- Southern Seven ▶
- Visegrád Four ▶

- Austria ▶
- Belgium ▶
- Bulgaria ▶
- Croatia ▶
- Cyprus ▶
- Czech Rep. ▶
- Denmark ▶
- Estonia ▶
- Finland ▶
- France ▶
- Germany ▶
- Greece ▶
- Hungary ▶
- Ireland ▶
- Italy ▶
- Latvia ▶
- Lithuania ▶
- Luxembourg ▶
- Malta ▶
- Netherlands ▶
- Poland ▶
- Portugal ▶
- Romania ▶
- Slovakia ▶
- Slovenia ▶
- Spain ▶
- Sweden ▶
- UK ▶

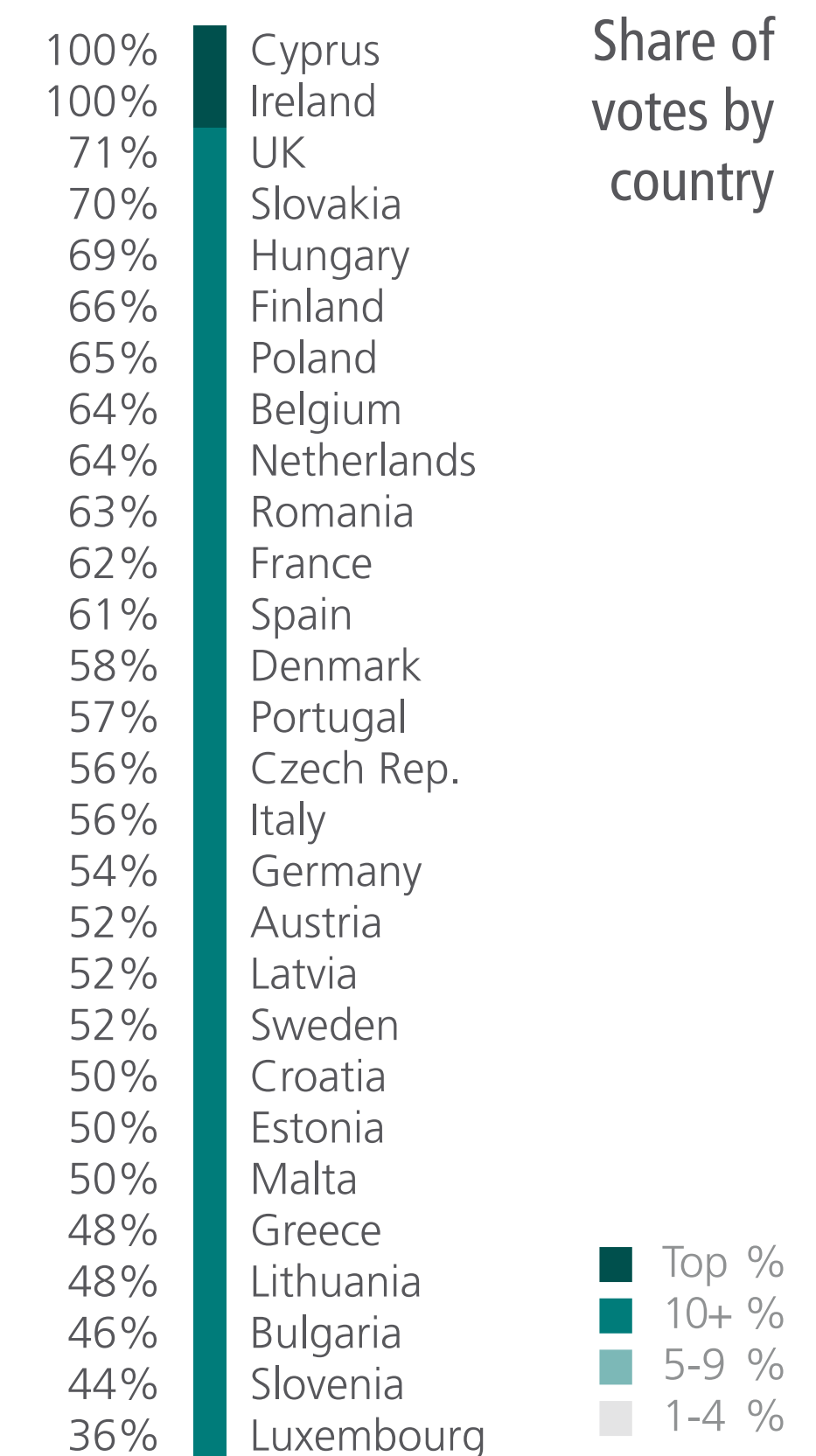
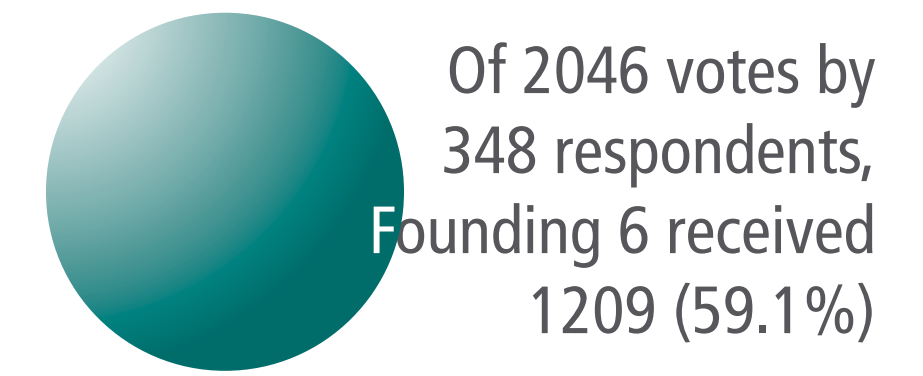
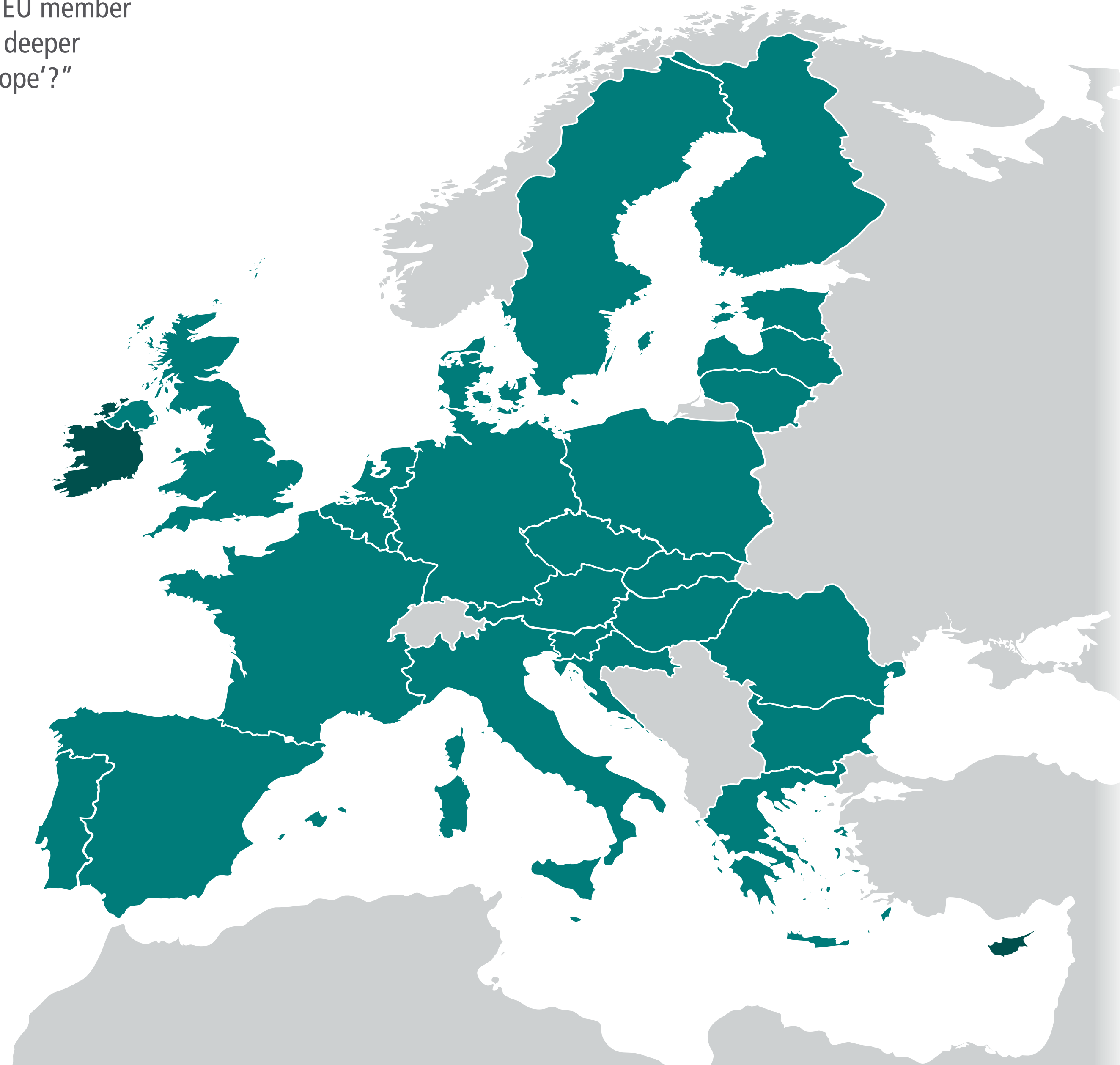
Policies Overview

**Commitment to Deeper Integration**

Importance of Coalitions

Preferred Actor Level

Preferred Actor Level (Public View)



Rounded results. 0% shares not shown.

# Commitment to Deeper Integration

## Votes for Founding Six

### by Founding Six

Q14

“In your opinion, which EU member states are committed to deeper integration or ‘more Europe’?”

- EU
- Big Six ▶
- Founding Six ▶**
- Affluent Seven ▶
- Southern Seven ▶
- Visegrád Four ▶

- Austria
- Italy ▶
- Belgium
- Latvia
- Bulgaria
- Lithuania
- Croatia
- Luxembourg
- Cyprus
- Malta
- Czech Rep. ▶
- Netherlands ▶
- Denmark ▶
- Poland ▶
- Estonia
- Portugal ▶
- Finland ▶
- Romania
- France ▶
- Slovakia
- Germany ▶
- Slovenia
- Greece
- Spain ▶
- Hungary ▶
- Sweden
- Ireland
- UK ▶


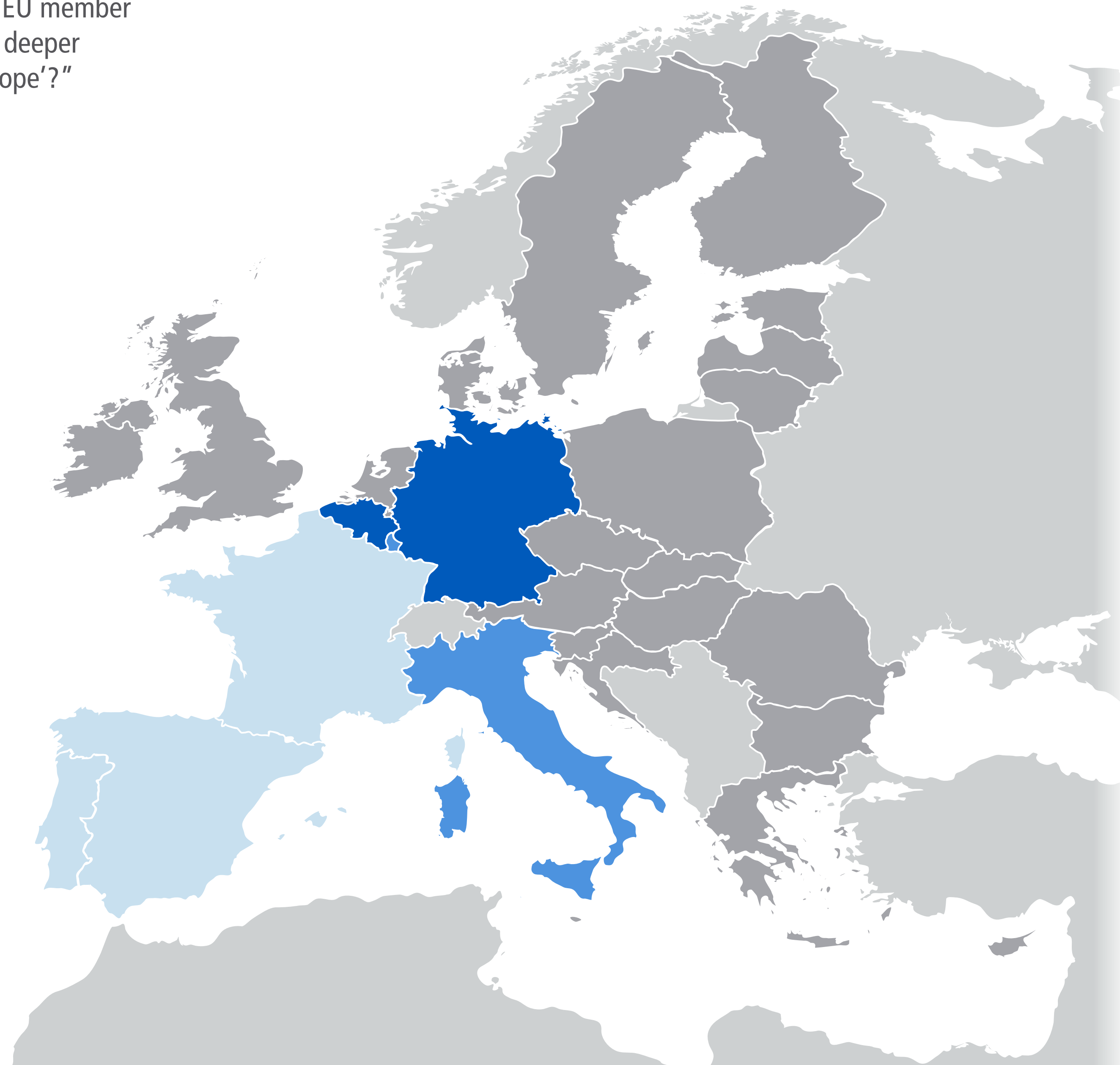
Policies Overview

**Commitment to Deeper Integration**

Importance of Coalitions

Preferred Actor Level

Preferred Actor Level (Public View)



Of 619 votes by 109 respondents, Belgium received the most: 80

Group	Share of votes for group
Founding 6	58%
Big 6	39%
Southern 7	36%
Affluent 7	34%
Visegrád 4	2%

Country	Share of votes for country
Belgium	13%
Germany	13%
Luxembourg	12%
Italy	10%
France	9%
Spain	8%
Portugal	5%
Ireland	4%
Greece	3%
Netherlands	3%
Austria	2%
Estonia	2%
Finland	2%
Latvia	2%
Lithuania	2%
Romania	2%
Slovenia	2%
Sweden	2%
Croatia	1%
Cyprus	1%
Czech Rep.	1%
Denmark	1%
Malta	1%
Slovakia	1%

- Top %
- 10+ %
- 5-9 %
- 1-4 %

Rounded results. 0% shares not shown.

# Commitment to Deeper Integration Votes for Affluent Seven by Affluent Seven

Q14

“In your opinion, which EU member states are committed to deeper integration or ‘more Europe’?”

Of 2046 votes by 348 respondents, Affluent 7 received 703 (34.4%)

- EU
- Big Six ▶
- Founding Six ▶
- Affluent Seven ▶**
- Southern Seven ▶
- Visegrád Four ▶

- Austria
- Belgium
- Bulgaria
- Croatia
- Cyprus
- Czech Rep. ▶
- Denmark ▶
- Estonia
- Finland ▶
- France ▶
- Germany ▶
- Greece
- Hungary ▶
- Ireland
- Italy ▶
- Latvia
- Lithuania
- Luxembourg
- Malta
- Netherlands ▶
- Poland ▶
- Portugal ▶
- Romania
- Slovakia
- Slovenia
- Spain ▶
- Sweden
- UK ▶

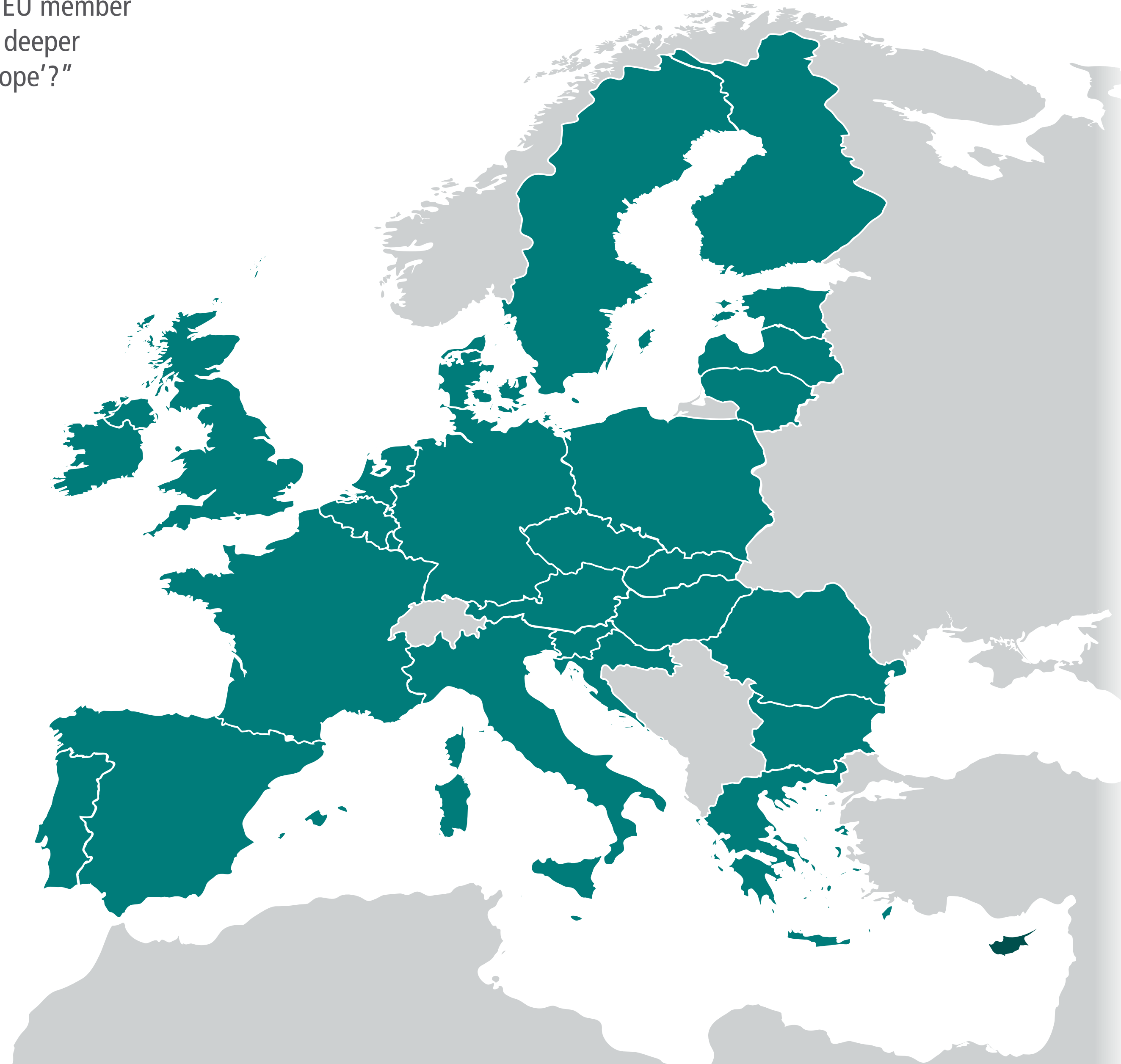
Policies Overview

**Commitment to Deeper Integration**

Importance of Coalitions

Preferred Actor Level

Preferred Actor Level (Public View)



Share of votes by group	Group
41%	Visegrád 4
35%	Affluent 7
34%	Big 6
34%	Founding 6
30%	Southern 7

Share of votes by country	Country
50%	Cyprus
45%	Slovakia
44%	Poland
42%	Hungary
41%	Romania
40%	Austria
40%	Netherlands
39%	Belgium
38%	Finland
38%	France
38%	Ireland
38%	Slovenia
36%	Croatia
36%	Czech Rep.
36%	Lithuania
34%	UK
33%	Denmark
33%	Germany
33%	Greece
30%	Sweden
28%	Italy
27%	Portugal
26%	Latvia
25%	Spain
22%	Bulgaria
22%	Estonia
20%	Malta
18%	Luxembourg

Top %  
 10+ %  
 5-9 %  
 1-4 %

Rounded results. 0% shares not shown.


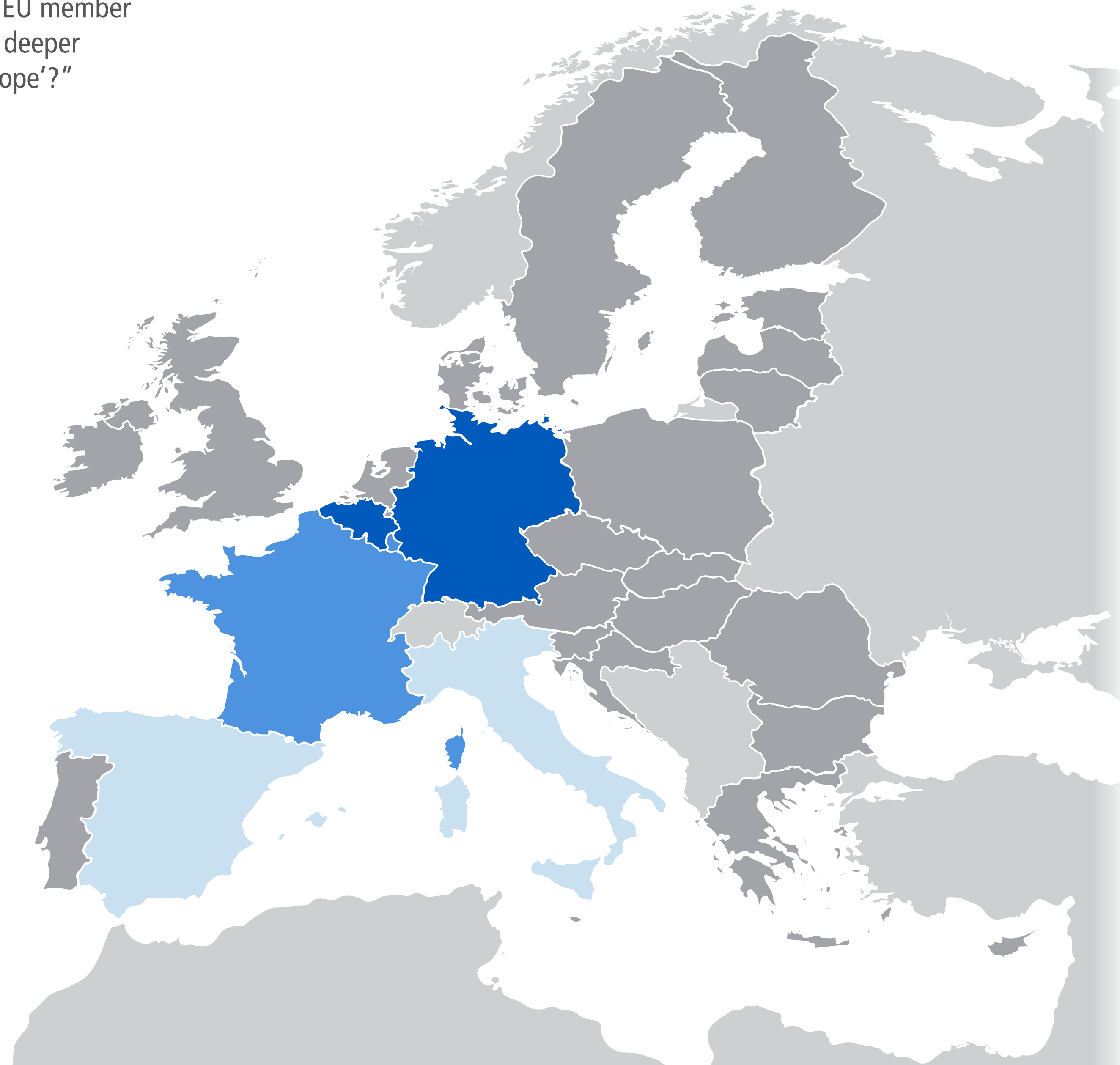
# Commitment to Deeper Integration Votes for Affluent Seven by Affluent Seven

Q14

“In your opinion, which EU member states are committed to deeper integration or ‘more Europe’?”

- |                |                         |
|----------------|-------------------------|
| EU             | <b>Affluent Seven ▶</b> |
| Big Six ▶      | Southern Seven ▶        |
| Founding Six ▶ | Visegrád Four ▶         |
- 
- |              |               |
|--------------|---------------|
| Austria      | Italy ▶       |
| Belgium      | Latvia        |
| Bulgaria     | Lithuania     |
| Croatia      | Luxembourg    |
| Cyprus       | Malta         |
| Czech Rep. ▶ | Netherlands ▶ |
| Denmark ▶    | Poland ▶      |
| Estonia      | Portugal ▶    |
| Finland ▶    | Romania       |
| France ▶     | Slovakia      |
| Germany ▶    | Slovenia      |
| Greece       | Spain ▶       |
| Hungary ▶    | Sweden        |
| Ireland      | UK ▶          |

- Policies Overview
- Commitment to Deeper Integration**
- Importance of Coalitions
- Preferred Actor Level
- Preferred Actor Level (Public View)



Of 557 votes by 86 respondents, Belgium received the most: 68

59%	Founding 6	Share of votes for group
40%	Big 6	
35%	Affluent 7	
34%	Southern 7	
3%	Visegrád 4	

12%	Belgium	Share of votes for country
12%	Germany	
11%	France	
11%	Luxembourg	
9%	Italy	
7%	Spain	
4%	Ireland	
4%	Netherlands	
4%	Portugal	
3%	Estonia	
3%	Finland	
2%	Austria	
2%	Greece	
2%	Latvia	
2%	Lithuania	
2%	Slovenia	
2%	Sweden	
1%	Bulgaria	
1%	Croatia	
1%	Cyprus	
1%	Denmark	
1%	Malta	
1%	Poland	
1%	Romania	
1%	Slovakia	

■ Top %  
 ■ 10+ %  
 ■ 5-9 %  
 ■ 1-4 %

Rounded results. 0% shares not shown.

# Commitment to Deeper Integration Votes for Southern Seven by Southern Seven

Q14

“In your opinion, which EU member states are committed to deeper integration or ‘more Europe’?”

Of 2046 votes by 348 respondents, Southern 7 received 690 (33.7%)

- EU
- Big Six ▶
- Founding Six ▶
- Affluent Seven ▶
- Southern Seven ▶**
- Visegrád Four ▶

- Austria
- Belgium
- Bulgaria
- Croatia
- Cyprus
- Czech Rep. ▶
- Denmark ▶
- Estonia
- Finland ▶
- France ▶
- Germany ▶
- Greece
- Hungary ▶
- Ireland
- Italy ▶
- Latvia
- Lithuania
- Luxembourg
- Malta
- Netherlands ▶
- Poland ▶
- Portugal ▶
- Romania
- Slovakia
- Slovenia
- Spain ▶
- Sweden
- UK ▶

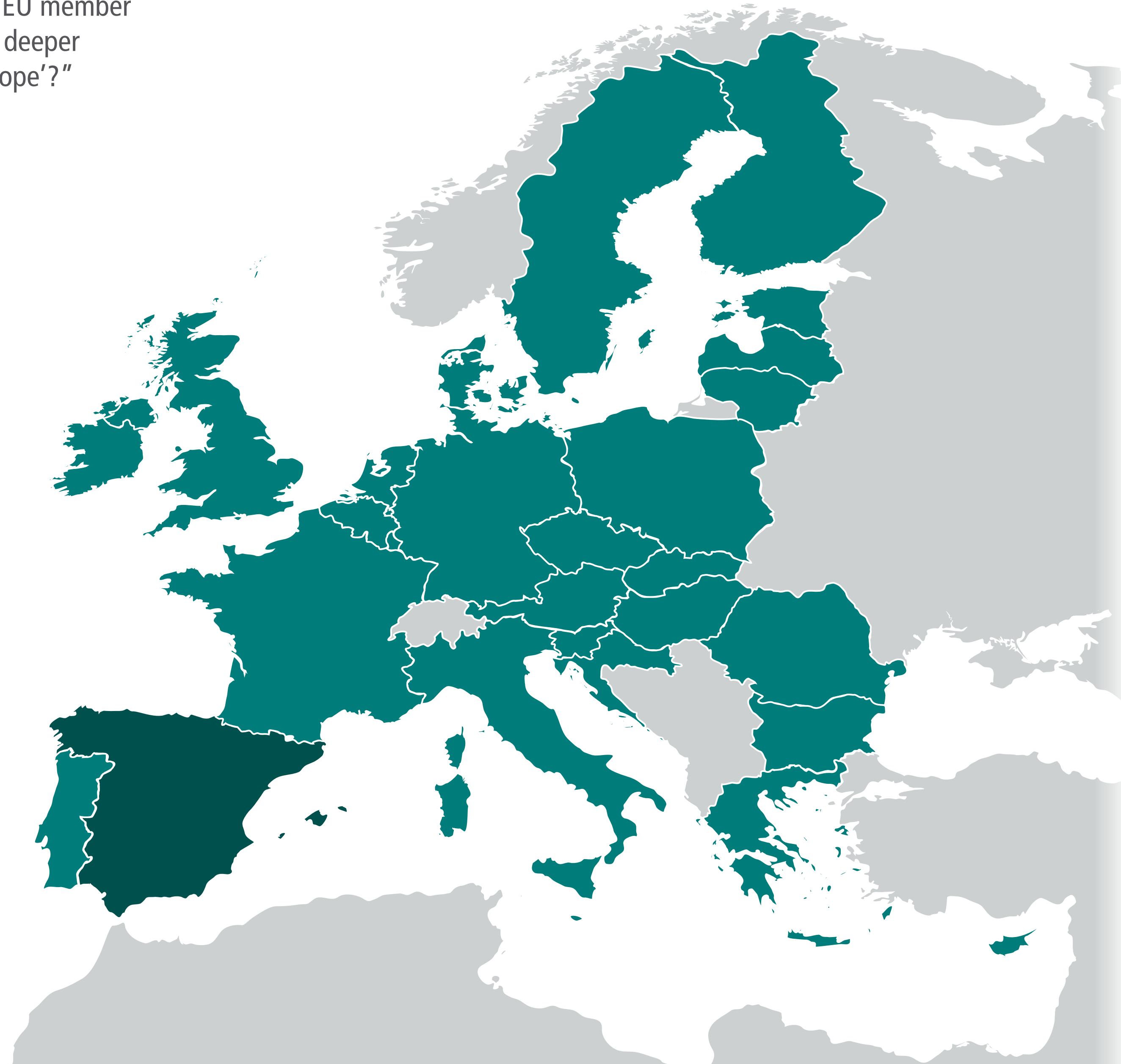
Policies Overview

**Commitment to Deeper Integration**

Importance of Coalitions

Preferred Actor Level

Preferred Actor Level (Public View)



42% Southern 7  
37% Big 6  
36% Founding 6  
34% Affluent 7  
25% Visegrád 4

Share of votes by group

51% Spain  
50% Cyprus  
50% Malta  
48% Luxembourg  
41% Portugal  
40% Belgium  
40% UK  
39% Estonia  
39% Finland  
39% France  
38% Ireland  
37% Italy  
36% Croatia  
36% Denmark  
33% Bulgaria  
33% Germany  
33% Greece  
29% Romania  
28% Hungary  
28% Sweden  
26% Lithuania  
25% Slovakia  
24% Netherlands  
24% Poland  
23% Czech Rep.  
22% Latvia  
19% Slovenia  
17% Austria

Share of votes by country

■ Top %  
■ 10+ %  
■ 5-9 %  
■ 1-4 %

Rounded results. 0% shares not shown.


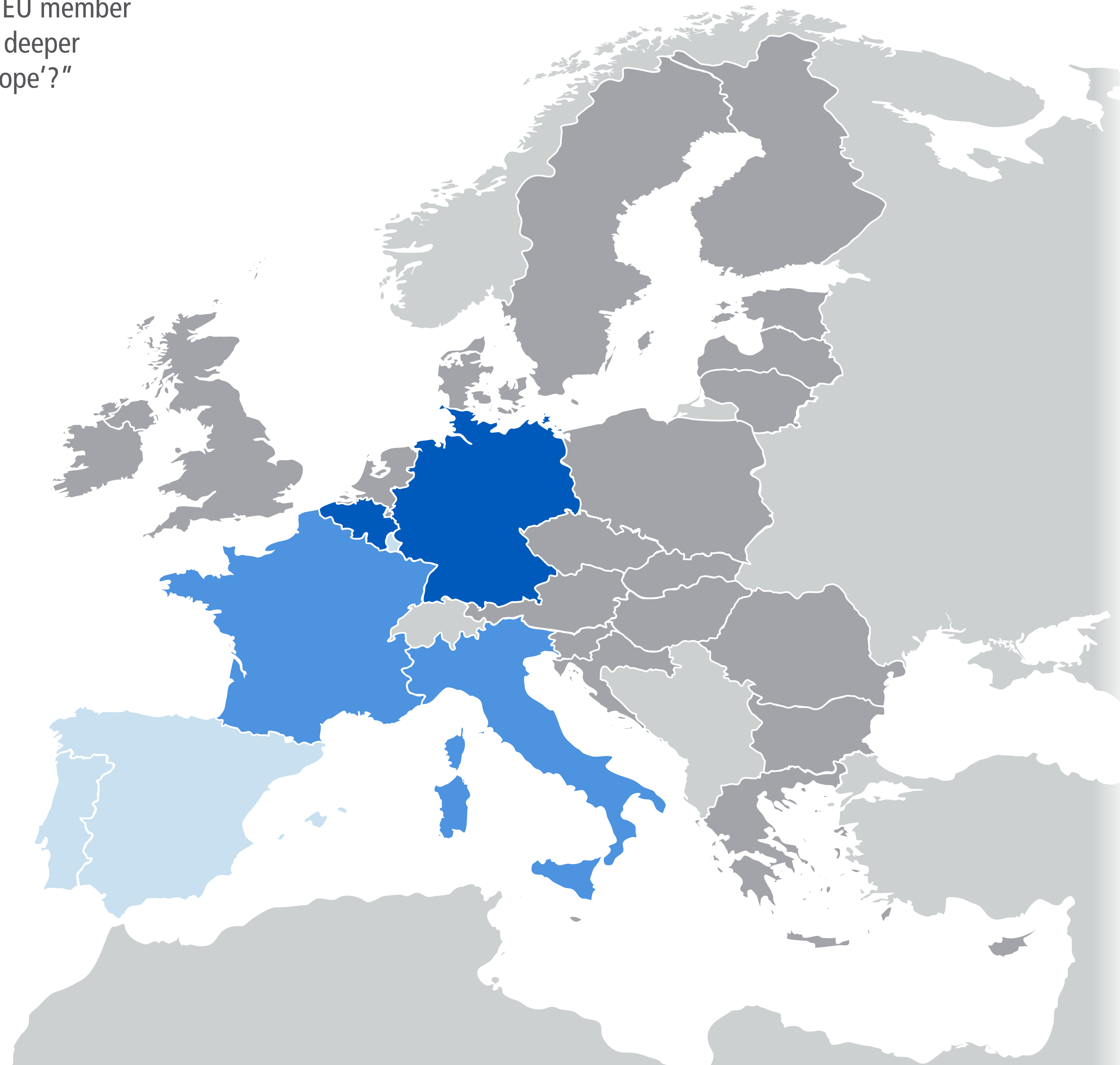
# Commitment to Deeper Integration Votes for Southern Seven by Southern Seven

Q14

“In your opinion, which EU member states are committed to deeper integration or ‘more Europe’?”

- |                |                         |
|----------------|-------------------------|
| EU             | Affluent Seven ▶        |
| Big Six ▶      | <b>Southern Seven ▶</b> |
| Founding Six ▶ | Visegrád Four ▶         |
- 
- |              |               |
|--------------|---------------|
| Austria      | Italy ▶       |
| Belgium      | Latvia        |
| Bulgaria     | Lithuania     |
| Croatia      | Luxembourg    |
| Cyprus       | Malta         |
| Czech Rep. ▶ | Netherlands ▶ |
| Denmark ▶    | Poland ▶      |
| Estonia      | Portugal ▶    |
| Finland ▶    | Romania       |
| France ▶     | Slovakia      |
| Germany ▶    | Slovenia      |
| Greece       | Spain ▶       |
| Hungary ▶    | Sweden        |
| Ireland      | UK ▶          |

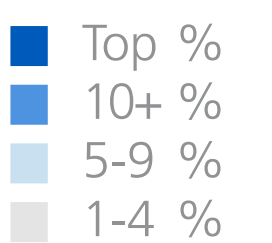
- Policies Overview
- Commitment to Deeper Integration**
- Importance of Coalitions
- Preferred Actor Level
- Preferred Actor Level (Public View)



Of 543 votes by 107 respondents, Belgium received the most: 71

59%	Founding 6	Share of votes for group
44%	Big 6	
42%	Southern 7	
30%	Affluent 7	
1%	Visegrád 4	

13%	Belgium	Share of votes for country
13%	Germany	
11%	France	
11%	Italy	
9%	Luxembourg	
9%	Spain	
8%	Portugal	
4%	Ireland	
3%	Greece	
2%	Estonia	
2%	Netherlands	
2%	Sweden	
1%	Austria	
1%	Croatia	
1%	Cyprus	
1%	Denmark	
1%	Finland	
1%	Latvia	
1%	Lithuania	
1%	Malta	
1%	Poland	
1%	Romania	
1%	Slovenia	



Rounded results. 0% shares not shown.

# Commitment to Deeper Integration Votes for Visegrád Four by Visegrád Four

Q14

“In your opinion, which EU member states are committed to deeper integration or ‘more Europe’?”

- EU
- Big Six ▶
- Founding Six ▶
- Affluent Seven ▶
- Southern Seven ▶
- Visegrád Four ▶**

- Austria
- Belgium
- Bulgaria
- Croatia
- Cyprus
- Czech Rep. ▶
- Denmark ▶
- Estonia
- Finland ▶
- France ▶
- Germany ▶
- Greece
- Hungary ▶
- Ireland
- Italy ▶
- Latvia
- Lithuania
- Luxembourg
- Malta
- Netherlands ▶
- Poland ▶
- Portugal ▶
- Romania
- Slovakia
- Slovenia
- Spain ▶
- Sweden
- UK ▶


Policies Overview

**Commitment to Deeper Integration**

Importance of Coalitions

Preferred Actor Level

Preferred Actor Level (Public View)



Of 2046 votes by 348 respondents, Visegrád 4 received 42 (2.1%)

Share of votes by group	Group
3%	Affluent 7
2%	Big 6
2%	Founding 6
2%	Visegrád 4
1%	Southern 7

Share of votes by country	Country
7%	Lithuania
5%	Slovakia
4%	Czech Rep.
4%	Netherlands
4%	Sweden
3%	Bulgaria
3%	Denmark
3%	Germany
3%	Italy
2%	Austria
2%	Romania
1%	Belgium
1%	Finland
1%	France
1%	Hungary
1%	Poland
1%	Portugal
1%	Spain

- Top %
- 10+ %
- 5-9 %
- 1-4 %

Rounded results. 0% shares not shown.



# Commitment to Deeper Integration Votes for Visegrád Four by Visegrád Four

Q14

“In your opinion, which EU member states are committed to deeper integration or ‘more Europe’?”

- EU
- Big Six ▶
- Founding Six ▶
- Affluent Seven ▶
- Southern Seven ▶
- Visegrád Four ▶**

- Austria
- Belgium
- Bulgaria
- Croatia
- Cyprus
- Czech Rep. ▶
- Denmark ▶
- Estonia
- Finland ▶
- France ▶
- Germany ▶
- Greece
- Hungary ▶
- Ireland
- Italy ▶
- Latvia
- Lithuania
- Luxembourg
- Malta
- Netherlands ▶
- Poland ▶
- Portugal ▶
- Romania
- Slovakia
- Slovenia
- Spain ▶
- Sweden
- UK ▶


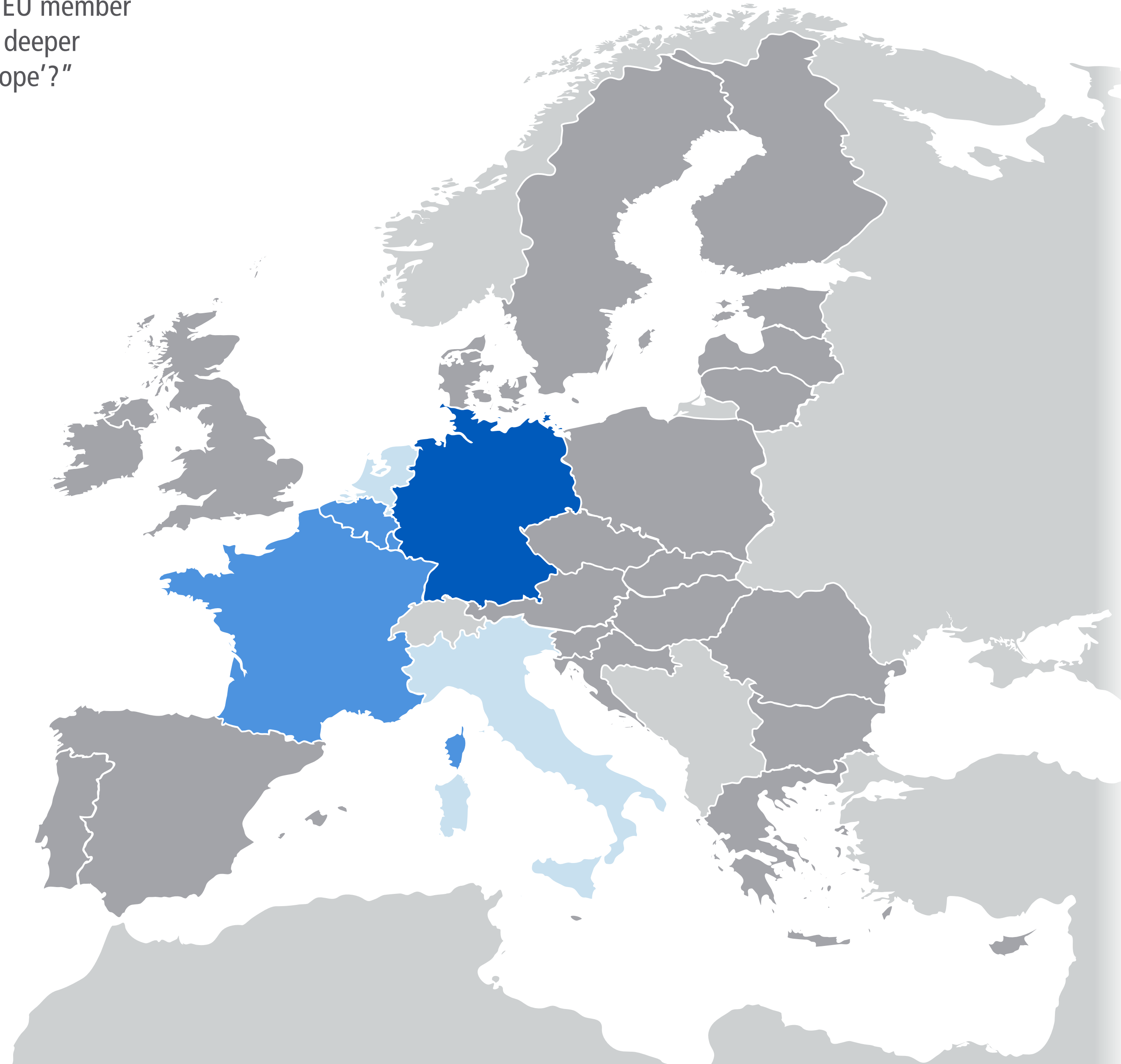
Policies Overview

**Commitment to Deeper Integration**

Importance of Coalitions

Preferred Actor Level

Preferred Actor Level (Public View)



Of 424 votes by 73 respondents, Germany received the most: 64

Share of votes for group	Group
64%	Founding 6
41%	Affluent 7
37%	Big 6
25%	Southern 7
2%	Visegrád 4

Share of votes for country	Country
15%	Germany
13%	Belgium
12%	Luxembourg
11%	France
8%	Netherlands
6%	Italy
4%	Estonia
4%	Spain
3%	Austria
3%	Portugal
3%	Slovenia
3%	Sweden
2%	Finland
2%	Ireland
2%	Latvia
2%	Lithuania
1%	Croatia
1%	Denmark
1%	Malta
1%	Romania
1%	Slovakia

- Top %
- 10+ %
- 5-9 %
- 1-4 %

Rounded results. 0% shares not shown.

# Commitment to Deeper Integration Votes for Austria

Q14

“In your opinion, which EU member states are committed to deeper integration or ‘more Europe’?”

- EU
- Big Six ▶
- Founding Six ▶
- Affluent Seven ▶
- Southern Seven ▶
- Visegrád Four ▶

- Austria**
- Belgium
- Bulgaria
- Croatia
- Cyprus
- Czech Rep. ▶
- Denmark ▶
- Estonia
- Finland ▶
- France ▶
- Germany ▶
- Greece
- Hungary ▶
- Ireland
- Italy ▶
- Latvia
- Lithuania
- Luxembourg
- Malta
- Netherlands ▶
- Poland ▶
- Portugal ▶
- Romania
- Slovakia
- Slovenia
- Spain ▶
- Sweden
- UK ▶

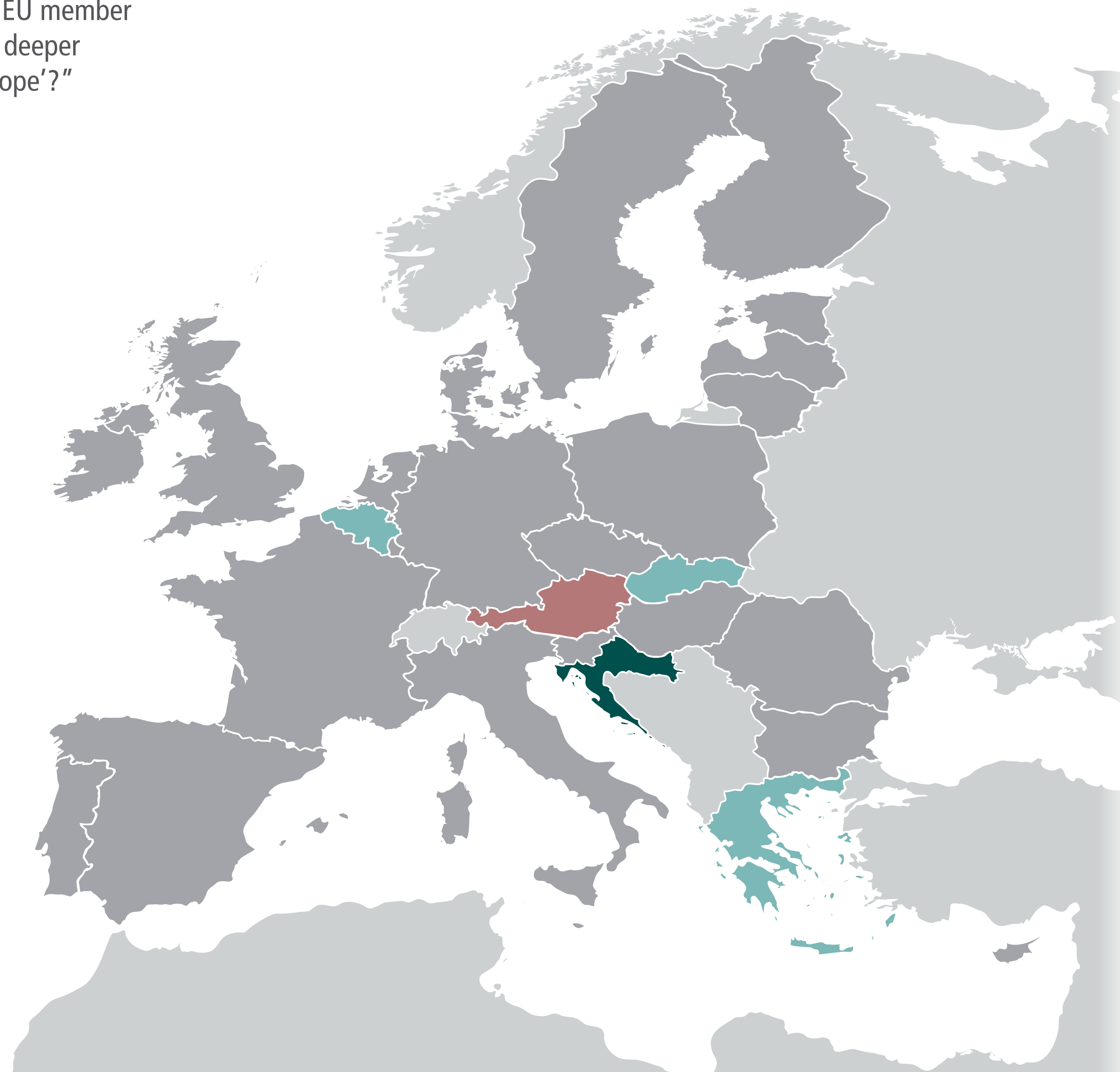
Policies Overview

**Commitment to Deeper Integration**

Importance of Coalitions

Preferred Actor Level

Preferred Actor Level (Public View)



Of 2046 votes by 348 respondents, Austria received 43 (2.1%)

Share of votes by group	Group
3%	Visegrád 4
2%	Affluent 7
2%	Big 6
2%	Founding 6
1%	Southern 7

Share of votes by country	Country
7%	Croatia
5%	Belgium
5%	Greece
5%	Slovakia
4%	Romania
3%	Bulgaria
3%	Czech Rep.
3%	Germany
3%	Hungary
3%	Lithuania
3%	Poland
2%	Austria
2%	Denmark
2%	Slovenia
2%	Spain
1%	Finland
1%	France
1%	Italy
1%	Netherlands

- Top %
- 10+ %
- 5-9 %
- 1-4 %

Rounded results. 0% shares not shown.

# Commitment to Deeper Integration Votes for Belgium

Q14

“In your opinion, which EU member states are committed to deeper integration or ‘more Europe’?”

- EU
- Big Six ▶
- Founding Six ▶
- Affluent Seven ▶
- Southern Seven ▶
- Visegrád Four ▶

- Austria
- Belgium**
- Bulgaria
- Croatia
- Cyprus
- Czech Rep. ▶
- Denmark ▶
- Estonia
- Finland ▶
- France ▶
- Germany ▶
- Greece
- Hungary ▶
- Ireland
- Italy ▶
- Latvia
- Lithuania
- Luxembourg
- Malta
- Netherlands ▶
- Poland ▶
- Portugal ▶
- Romania
- Slovakia
- Slovenia
- Spain ▶
- Sweden
- UK ▶


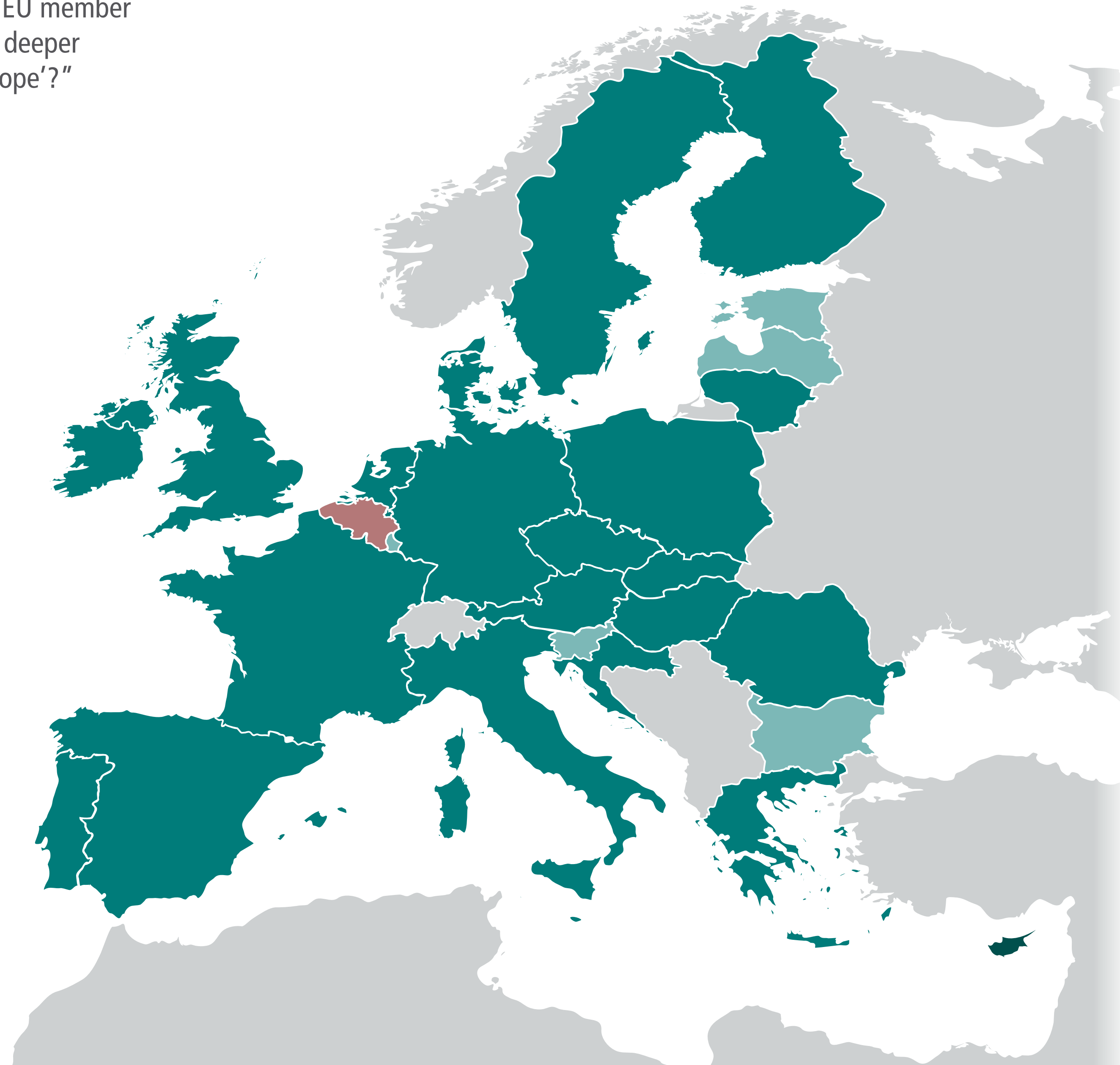
Policies Overview

**Commitment to Deeper Integration**

Importance of Coalitions

Preferred Actor Level

Preferred Actor Level (Public View)



Of 2046 votes by 348 respondents, Belgium received 249 (12.2%)

Share of votes by group	
13%	Big 6
13%	Founding 6
13%	Southern 7
13%	Visegrád 4
12%	Affluent 7

Share of votes by country	
50%	Cyprus
25%	Ireland
16%	Netherlands
16%	UK
15%	France
14%	Croatia
14%	Finland
13%	Hungary
13%	Poland
13%	Portugal
12%	Denmark
12%	Italy
12%	Spain
12%	Sweden
11%	Belgium
11%	Czech Rep.
11%	Germany
10%	Austria
10%	Greece
10%	Lithuania
10%	Malta
10%	Romania
10%	Slovakia
9%	Latvia
9%	Luxembourg
8%	Bulgaria
8%	Slovenia
6%	Estonia

Rounded results. 0% shares not shown.

# Commitment to Deeper Integration Votes for Bulgaria

Q14

“In your opinion, which EU member states are committed to deeper integration or ‘more Europe’?”

- EU
- Big Six ▶
- Founding Six ▶
- Affluent Seven ▶
- Southern Seven ▶
- Visegrád Four ▶

- Austria
- Belgium
- Bulgaria**
- Croatia
- Cyprus
- Czech Rep. ▶
- Denmark ▶
- Estonia
- Finland ▶
- France ▶
- Germany ▶
- Greece
- Hungary ▶
- Ireland
- Italy ▶
- Latvia
- Lithuania
- Luxembourg
- Malta
- Netherlands ▶
- Poland ▶
- Portugal ▶
- Romania
- Slovakia
- Slovenia
- Spain ▶
- Sweden
- UK ▶

Policies Overview

**Commitment to Deeper Integration**

Importance of Coalitions

Preferred Actor Level

Preferred Actor Level (Public View)



Of 2046 votes by 348 respondents, Bulgaria received 20 (1%)

1% Affluent 7  
1% Big 6  
Share of votes by group

5% Austria  
5% Bulgaria  
2% Denmark  
2% Germany  
2% Lithuania  
2% Portugal  
2% Slovenia  
2% Sweden  
2% UK  
1% Poland  
Share of votes by country

■ Top %  
■ 10+ %  
■ 5-9 %  
■ 1-4 %

Rounded results. 0% shares not shown.

# Commitment to Deeper Integration Votes for Croatia

Q14

“In your opinion, which EU member states are committed to deeper integration or ‘more Europe’?”

- EU
- Big Six ▶
- Founding Six ▶
- Affluent Seven ▶
- Southern Seven ▶
- Visegrád Four ▶

- Austria
- Belgium
- Bulgaria
- Croatia**
- Cyprus
- Czech Rep. ▶
- Denmark ▶
- Estonia
- Finland ▶
- France ▶
- Germany ▶
- Greece
- Hungary ▶
- Ireland
- Italy ▶
- Latvia
- Lithuania
- Luxembourg
- Malta
- Netherlands ▶
- Poland ▶
- Portugal ▶
- Romania
- Slovakia
- Slovenia
- Spain ▶
- Sweden
- UK ▶

Policies Overview

**Commitment to Deeper Integration**

Importance of Coalitions

Preferred Actor Level

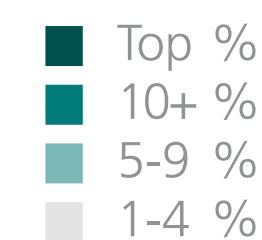
Preferred Actor Level (Public View)



Of 2046 votes by 348 respondents, Croatia received 24 (1.2%)

Group	Share of votes by group
Affluent 7	1%
Big 6	1%
Founding 6	1%
Southern 7	1%
Visegrád 4	1%

Country	Share of votes by country
Slovenia	4%
Luxembourg	3%
Portugal	3%
Austria	2%
Denmark	2%
Lithuania	2%
Romania	2%
UK	2%
Bulgaria	1%
Czech Rep.	1%
France	1%
Germany	1%
Hungary	1%
Italy	1%
Netherlands	1%
Poland	1%
Spain	1%



Rounded results. 0% shares not shown.

# Commitment to Deeper Integration Votes for Cyprus

Q14

“In your opinion, which EU member states are committed to deeper integration or ‘more Europe’?”

- EU
- Big Six ▶
- Founding Six ▶
- Affluent Seven ▶
- Southern Seven ▶
- Visegrád Four ▶

- Austria
- Belgium
- Bulgaria
- Croatia
- Cyprus**
- Czech Rep. ▶
- Denmark ▶
- Estonia
- Finland ▶
- France ▶
- Germany ▶
- Greece
- Hungary ▶
- Ireland
- Italy ▶
- Latvia
- Lithuania
- Luxembourg
- Malta
- Netherlands ▶
- Poland ▶
- Portugal ▶
- Romania
- Slovakia
- Slovenia
- Spain ▶
- Sweden
- UK ▶

Policies Overview

**Commitment to Deeper Integration**

Importance of Coalitions

Preferred Actor Level

Preferred Actor Level (Public View)



Of 2046 votes by 348 respondents, Cyprus received 13 (0.6%)

1% Affluent 7  
1% Big 6  
1% Founding 6  
1% Southern 7

Share of votes by group

7% Croatia  
6% Luxembourg  
3% Bulgaria  
2% Lithuania  
2% Portugal  
1% France  
1% Germany  
1% Italy  
1% Netherlands

Share of votes by country

■ Top %  
■ 10+ %  
■ 5-9 %  
■ 1-4 %

Rounded results. 0% shares not shown.

# Commitment to Deeper Integration Votes for Czech Rep. by Czech Rep.

## Q14

“In your opinion, which EU member states are committed to deeper integration or ‘more Europe’?”

EU  
 Big Six ▶  
 Founding Six ▶

Affluent Seven ▶  
 Southern Seven ▶  
 Visegrád Four ▶

Austria  
 Belgium  
 Bulgaria  
 Croatia  
 Cyprus  
**Czech Rep. ▶**  
 Denmark ▶  
 Estonia  
 Finland ▶  
 France ▶  
 Germany ▶  
 Greece  
 Hungary ▶  
 Ireland

Italy ▶  
 Latvia  
 Lithuania  
 Luxembourg  
 Malta  
 Netherlands ▶  
 Poland ▶  
 Portugal ▶  
 Romania  
 Slovakia  
 Slovenia  
 Spain ▶  
 Sweden  
 UK ▶

Policies Overview

**Commitment to Deeper Integration**

Importance of Coalitions

Preferred Actor Level

Preferred Actor Level (Public View)



Of 2046 votes by 348 respondents, Czech Rep. received 8 (0.4%)

1% Founding 6  
 Share of votes by group

2% Lithuania  
 1% Czech Rep.  
 1% Finland  
 1% Germany  
 1% Hungary  
 1% Italy  
 1% Netherlands  
 Share of votes by country

■ Top %  
 ■ 10+ %  
 ■ 5-9 %  
 ■ 1-4 %

Rounded results. 0% shares not shown.

# Commitment to Deeper Integration Votes for Czech Rep. by Czech Rep.

Q14

“In your opinion, which EU member states are committed to deeper integration or ‘more Europe’?”

- EU
- Big Six ▶
- Founding Six ▶
- Affluent Seven ▶
- Southern Seven ▶
- Visegrád Four ▶

- Austria
- Belgium
- Bulgaria
- Croatia
- Cyprus
- Czech Rep. ▶**
- Denmark ▶
- Estonia
- Finland ▶
- France ▶
- Germany ▶
- Greece
- Hungary ▶
- Ireland
- Italy ▶
- Latvia
- Lithuania
- Luxembourg
- Malta
- Netherlands ▶
- Poland ▶
- Portugal ▶
- Romania
- Slovakia
- Slovenia
- Spain ▶
- Sweden
- UK ▶

Policies Overview

**Commitment to Deeper Integration**

Importance of Coalitions

Preferred Actor Level

Preferred Actor Level (Public View)



Of 106 votes by 17 respondents, Germany received the most: 14

Group	Share of votes for group
Founding 6	56%
Affluent 7	36%
Big 6	30%
Southern 7	23%
Visegrád 4	4%

Country	Share of votes for country
Germany	13%
Belgium	11%
Luxembourg	11%
France	9%
Estonia	7%
Netherlands	6%
Italy	5%
Latvia	5%
Lithuania	5%
Ireland	4%
Portugal	4%
Slovenia	4%
Austria	3%
Slovakia	3%
Spain	3%
Sweden	3%
Malta	2%
Croatia	1%
Czech Rep.	1%
Denmark	1%
Finland	1%

■ Top %  
■ 10+ %  
■ 5-9 %  
■ 1-4 %

Rounded results. 0% shares not shown.



# Commitment to Deeper Integration Votes for Denmark by Denmark

Q14

“In your opinion, which EU member states are committed to deeper integration or ‘more Europe’?”

- EU
- Big Six ▶
- Founding Six ▶
- Affluent Seven ▶
- Southern Seven ▶
- Visegrád Four ▶

- Austria
- Belgium
- Bulgaria
- Croatia
- Cyprus
- Czech Rep. ▶
- Denmark ▶**
- Estonia
- Finland ▶
- France ▶
- Germany ▶
- Greece
- Hungary ▶
- Ireland
- Italy ▶
- Latvia
- Lithuania
- Luxembourg
- Malta
- Netherlands ▶
- Poland ▶
- Portugal ▶
- Romania
- Slovakia
- Slovenia
- Spain ▶
- Sweden
- UK ▶

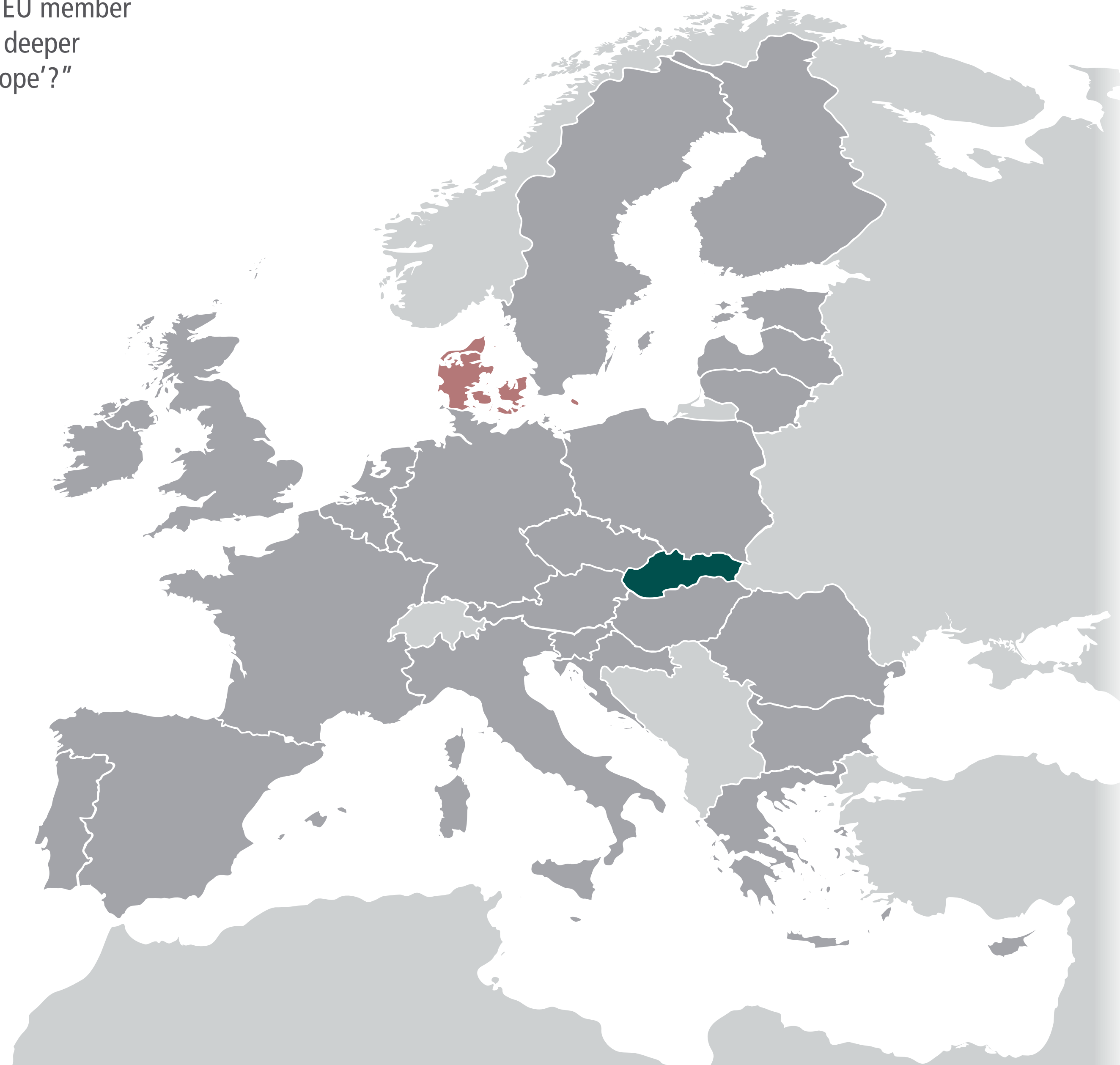
Policies Overview

**Commitment to Deeper Integration**

Importance of Coalitions

Preferred Actor Level

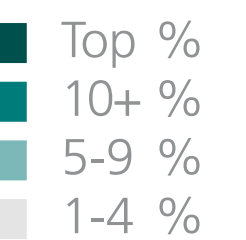
Preferred Actor Level (Public View)



Of 2046 votes by 348 respondents, Denmark received 20 (1%)

Share of votes by group	
1%	Affluent 7
1%	Big 6
1%	Founding 6
1%	Southern 7
1%	Visegrád 4

Share of votes by country	
5%	Slovakia
4%	Romania
4%	Slovenia
2%	Austria
2%	Italy
2%	Lithuania
1%	Bulgaria
1%	Czech Rep.
1%	Denmark
1%	France
1%	Germany
1%	Netherlands
1%	Poland
1%	Portugal
1%	Spain



Rounded results. 0% shares not shown.

# Commitment to Deeper Integration Votes for Denmark by Denmark

## Q14

“In your opinion, which EU member states are committed to deeper integration or ‘more Europe’?”

- EU
- Big Six ▶
- Founding Six ▶
- Affluent Seven ▶
- Southern Seven ▶
- Visegrád Four ▶

- Austria
- Belgium
- Bulgaria
- Croatia
- Cyprus
- Czech Rep. ▶
- Denmark ▶**
- Estonia
- Finland ▶
- France ▶
- Germany ▶
- Greece
- Hungary ▶
- Ireland
- Italy ▶
- Latvia
- Lithuania
- Luxembourg
- Malta
- Netherlands ▶
- Poland ▶
- Portugal ▶
- Romania
- Slovakia
- Slovenia
- Spain ▶
- Sweden
- UK ▶

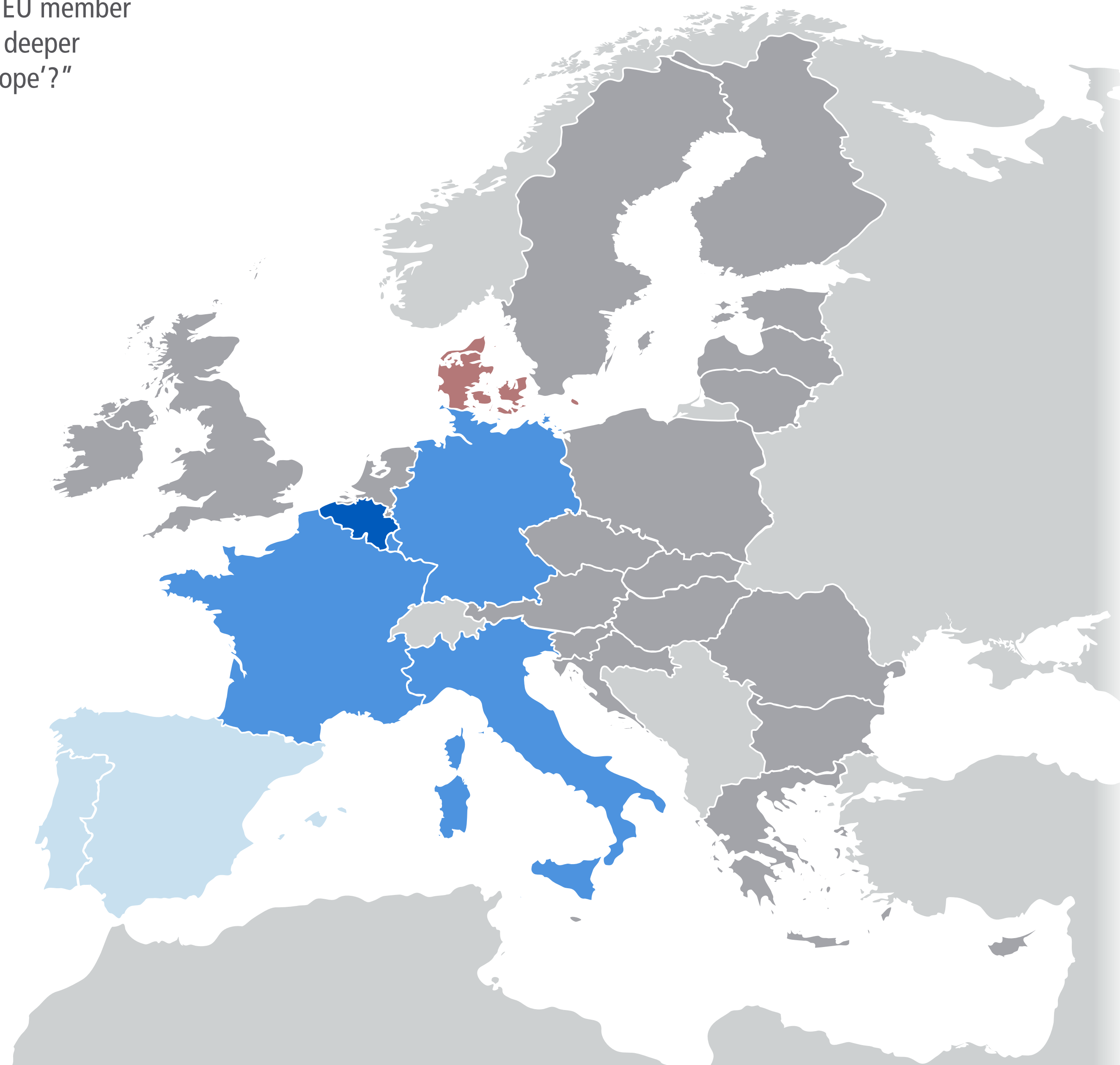
Policies Overview

**Commitment to Deeper Integration**

Importance of Coalitions

Preferred Actor Level

Preferred Actor Level (Public View)



Of 190 votes by 28 respondents, Belgium received the most: 22

Group	Share of votes for group
Founding 6	58%
Big 6	41%
Southern 7	36%
Affluent 7	33%
Visegrád 4	3%

Country	Share of votes for country
Belgium	12%
France	11%
Germany	11%
Italy	11%
Luxembourg	11%
Spain	6%
Portugal	5%
Netherlands	4%
Estonia	3%
Latvia	3%
Lithuania	3%
Austria	2%
Bulgaria	2%
Croatia	2%
Finland	2%
Greece	2%
Ireland	2%
Romania	2%
Slovenia	2%
Sweden	2%
Denmark	1%
Hungary	1%
Malta	1%
Poland	1%
Slovakia	1%
UK	1%

Rounded results. 0% shares not shown.

# Commitment to Deeper Integration Votes for Estonia

Q14

“In your opinion, which EU member states are committed to deeper integration or ‘more Europe’?”

- EU
- Big Six ▶
- Founding Six ▶
- Affluent Seven ▶
- Southern Seven ▶
- Visegrád Four ▶

- Austria
- Belgium
- Bulgaria
- Croatia
- Cyprus
- Czech Rep. ▶
- Denmark ▶
- Estonia**
- Finland ▶
- France ▶
- Germany ▶
- Greece
- Hungary ▶
- Ireland
- Italy ▶
- Latvia
- Lithuania
- Luxembourg
- Malta
- Netherlands ▶
- Poland ▶
- Portugal ▶
- Romania
- Slovakia
- Slovenia
- Spain ▶
- Sweden
- UK ▶


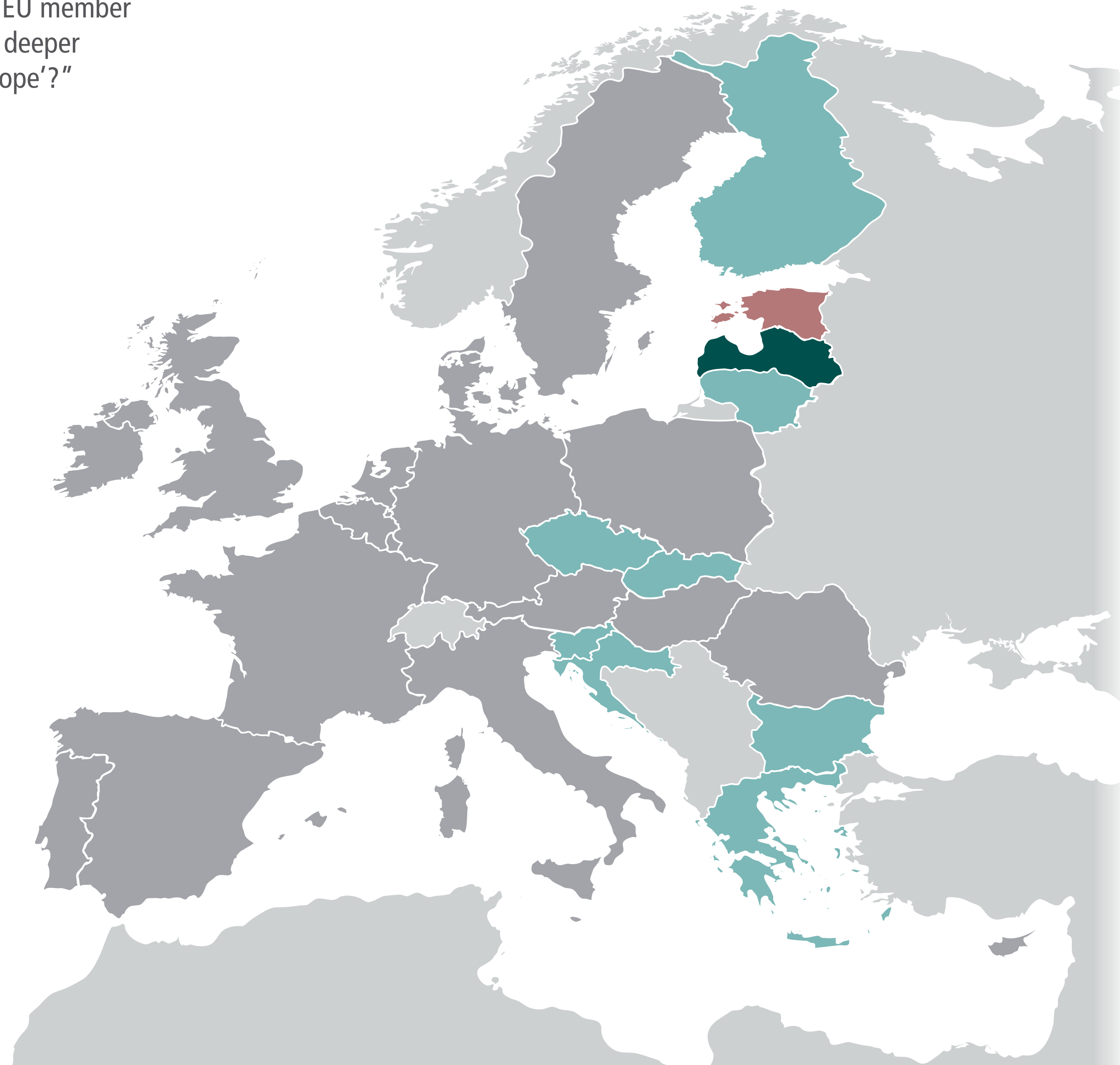
Policies Overview

**Commitment to Deeper Integration**

Importance of Coalitions

Preferred Actor Level

Preferred Actor Level (Public View)



Of 2046 votes by 348 respondents, Estonia received 71 (3.5%)

Group	Share of votes by group
Visegrád 4	4%
Affluent 7	3%
Big 6	3%
Founding 6	2%
Southern 7	2%

Country	Share of votes by country
Latvia	9%
Slovenia	8%
Bulgaria	7%
Croatia	7%
Czech Rep.	7%
Finland	7%
Estonia	6%
Greece	5%
Lithuania	5%
Slovakia	5%
Germany	4%
Sweden	4%
Denmark	3%
Hungary	3%
Italy	3%
Luxembourg	3%
Netherlands	3%
Poland	3%
UK	3%
Austria	2%
France	2%
Portugal	2%
Romania	2%
Spain	1%

- Top %
- 10+ %
- 5-9 %
- 1-4 %

Rounded results. 0% shares not shown.

# Commitment to Deeper Integration Votes for Finland by Finland

Q14

“In your opinion, which EU member states are committed to deeper integration or ‘more Europe’?”

- EU
- Big Six ▶
- Founding Six ▶
- Affluent Seven ▶
- Southern Seven ▶
- Visegrád Four ▶

- Austria
- Belgium
- Bulgaria
- Croatia
- Cyprus
- Czech Rep. ▶
- Denmark ▶
- Estonia
- Finland ▶**
- France ▶
- Germany ▶
- Greece
- Hungary ▶
- Ireland
- Italy ▶
- Latvia
- Lithuania
- Luxembourg
- Malta
- Netherlands ▶
- Poland ▶
- Portugal ▶
- Romania
- Slovakia
- Slovenia
- Spain ▶
- Sweden
- UK ▶


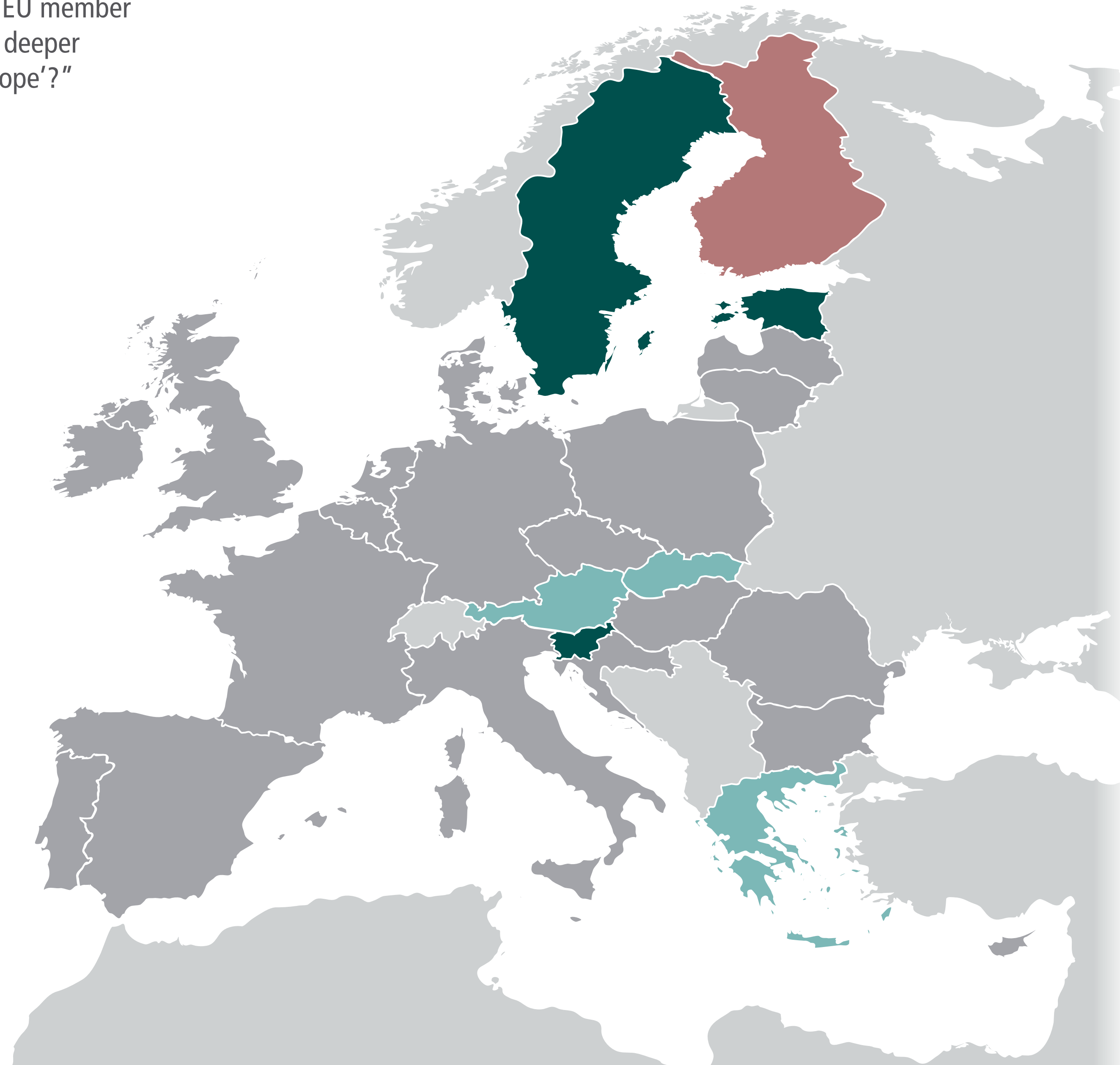
Policies Overview

**Commitment to Deeper Integration**

Importance of Coalitions

Preferred Actor Level

Preferred Actor Level (Public View)



Of 2046 votes by 348 respondents, Finland received 43 (2.1%)

Share of votes by group	
3%	Affluent 7
2%	Big 6
2%	Founding 6
2%	Visegrád 4
1%	Southern 7

Share of votes by country	
6%	Estonia
6%	Finland
6%	Slovenia
6%	Sweden
5%	Austria
5%	Greece
5%	Slovakia
3%	Belgium
3%	France
3%	Germany
3%	Lithuania
3%	Poland
2%	Denmark
2%	Romania
1%	Czech Rep.
1%	Hungary
1%	Italy
1%	Netherlands

- Top %
- 10+ %
- 5-9 %
- 1-4 %

Rounded results. 0% shares not shown.

# Commitment to Deeper Integration Votes for Finland by Finland

Q14

“In your opinion, which EU member states are committed to deeper integration or ‘more Europe’?”

- EU
- Big Six ▶
- Founding Six ▶
- Affluent Seven ▶
- Southern Seven ▶
- Visegrád Four ▶

- Austria
- Belgium
- Bulgaria
- Croatia
- Cyprus
- Czech Rep. ▶
- Denmark ▶
- Estonia
- Finland ▶**
- France ▶
- Germany ▶
- Greece
- Hungary ▶
- Ireland
- Italy ▶
- Latvia
- Lithuania
- Luxembourg
- Malta
- Netherlands ▶
- Poland ▶
- Portugal ▶
- Romania
- Slovakia
- Slovenia
- Spain ▶
- Sweden
- UK ▶

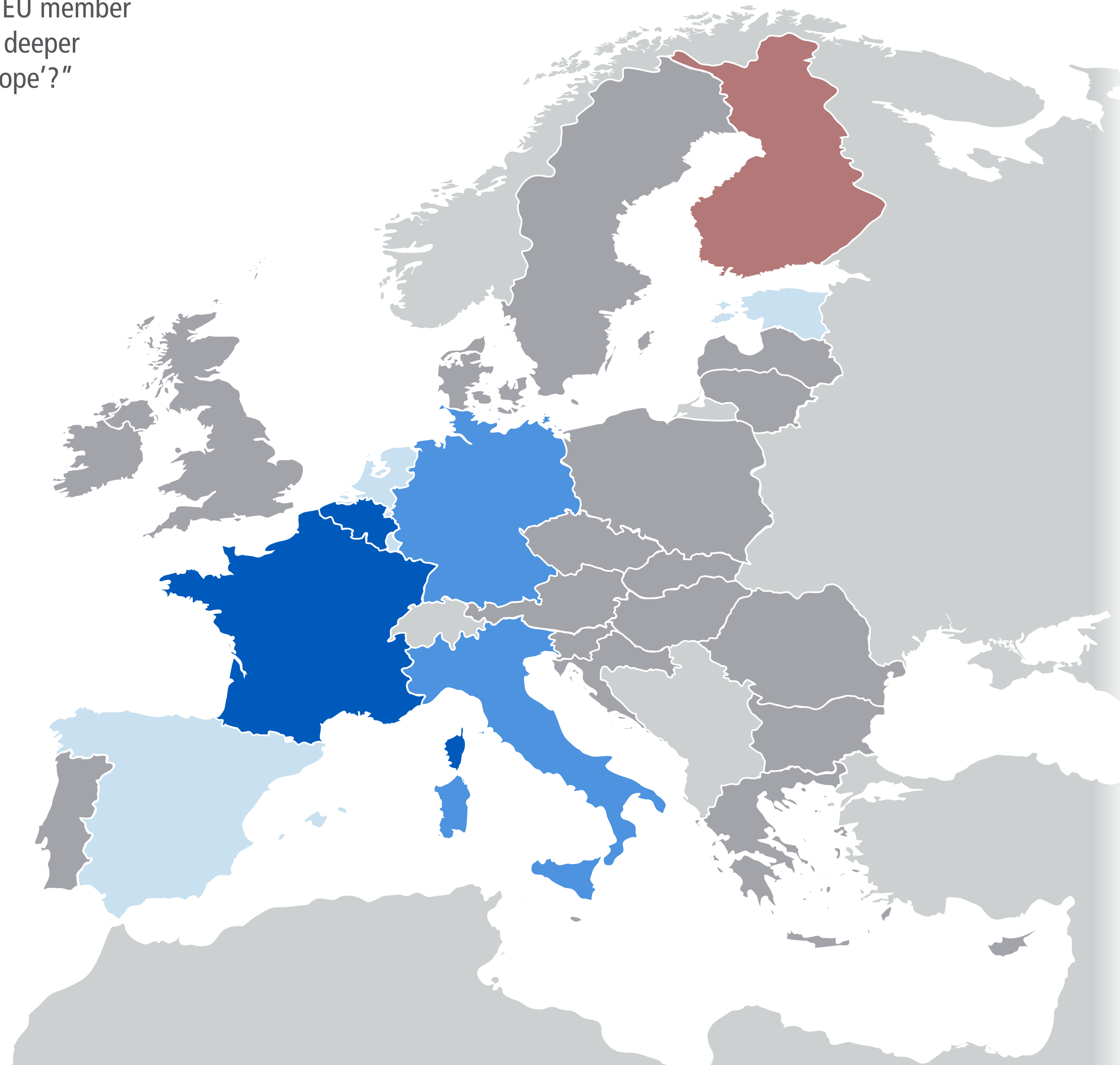
Policies Overview

**Commitment to Deeper Integration**

Importance of Coalitions

Preferred Actor Level

Preferred Actor Level (Public View)



Of 85 votes by 15 respondents, Belgium received the most: 12

Share of votes for group	Group
66%	Founding 6
45%	Big 6
39%	Southern 7
38%	Affluent 7
1%	Visegrád 4

Share of votes for country	Country
14%	Belgium
14%	France
12%	Germany
12%	Italy
8%	Luxembourg
7%	Estonia
7%	Spain
6%	Finland
6%	Netherlands
4%	Portugal
2%	Greece
2%	Sweden
1%	Austria
1%	Czech Rep.
1%	Ireland
1%	Latvia
1%	Lithuania

- Top %
- 10+ %
- 5-9 %
- 1-4 %

Rounded results. 0% shares not shown.

# Commitment to Deeper Integration Votes for France by France

Q14

“In your opinion, which EU member states are committed to deeper integration or ‘more Europe’?”

- EU
- Big Six ▶
- Founding Six ▶
- Affluent Seven ▶
- Southern Seven ▶
- Visegrád Four ▶

- Austria
- Belgium
- Bulgaria
- Croatia
- Cyprus
- Czech Rep. ▶
- Denmark ▶
- Estonia
- Finland ▶
- France ▶**
- Germany ▶
- Greece
- Hungary ▶
- Ireland
- Italy ▶
- Latvia
- Lithuania
- Luxembourg
- Malta
- Netherlands ▶
- Poland ▶
- Portugal ▶
- Romania
- Slovakia
- Slovenia
- Spain ▶
- Sweden
- UK ▶


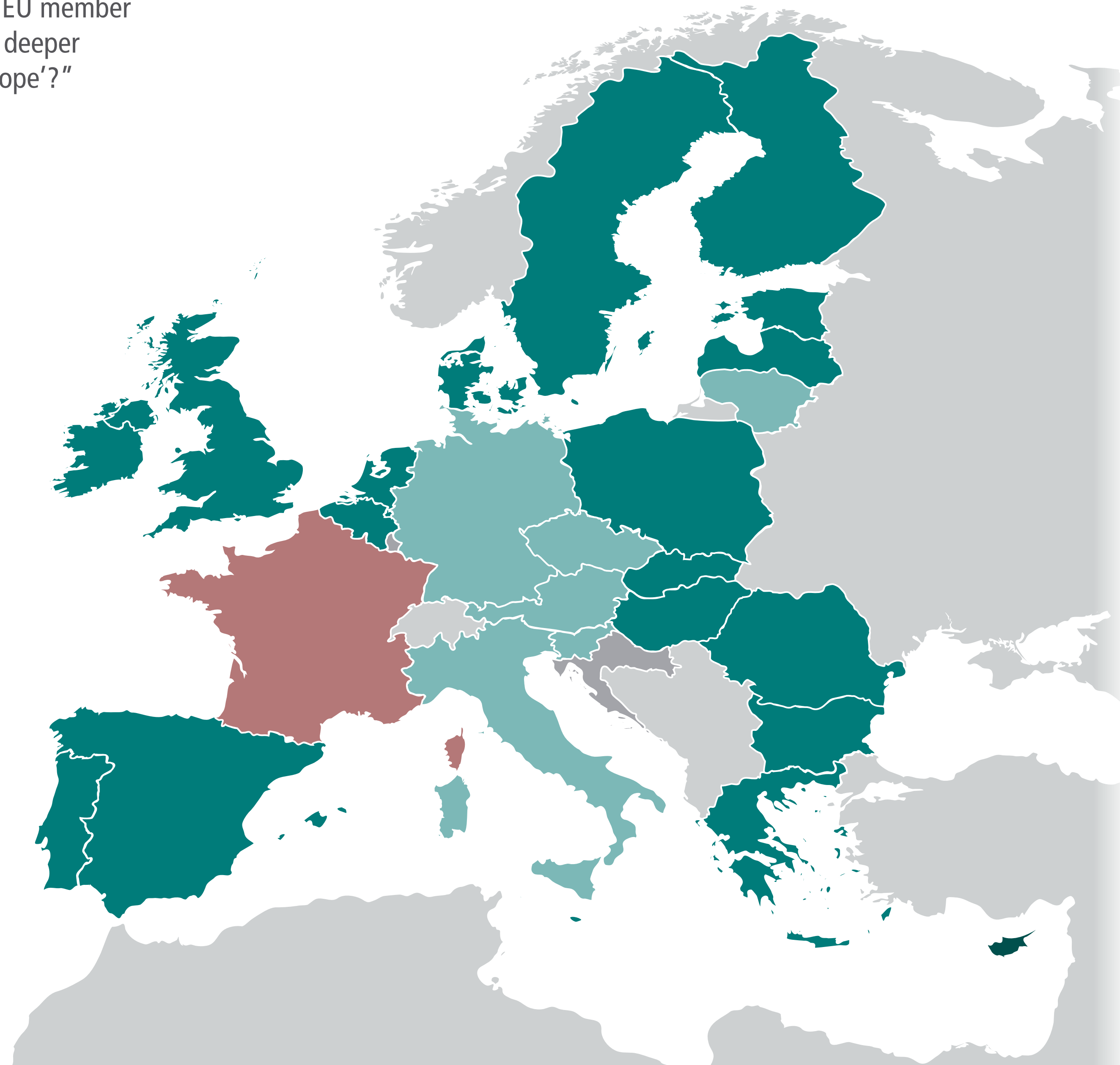
Policies Overview

**Commitment to Deeper Integration**

Importance of Coalitions

Preferred Actor Level

Preferred Actor Level (Public View)



Of 2046 votes by 348 respondents, France received 221 (10.8%)

11%	Affluent 7	Share of votes by group
11%	Southern 7	
11%	Visegrád 4	
10%	Big 6	
9%	Founding 6	

50%	Cyprus	Share of votes by country
31%	Ireland	
15%	Slovakia	
15%	Spain	
14%	Finland	
14%	Romania	
14%	UK	
13%	Latvia	
13%	Netherlands	
13%	Portugal	
12%	Bulgaria	
12%	Hungary	
11%	Belgium	
11%	Denmark	
11%	Estonia	
10%	Greece	
10%	Malta	
10%	Poland	
10%	Sweden	
9%	Czech Rep.	
9%	Lithuania	
8%	Germany	
8%	Italy	
7%	Austria	
7%	France	
6%	Slovenia	
3%	Luxembourg	

Rounded results. 0% shares not shown.

# Commitment to Deeper Integration Votes for France by France

## Q14

“In your opinion, which EU member states are committed to deeper integration or ‘more Europe’?”

- EU
- Big Six ▶
- Founding Six ▶
- Affluent Seven ▶
- Southern Seven ▶
- Visegrád Four ▶

- Austria
- Belgium
- Bulgaria
- Croatia
- Cyprus
- Czech Rep. ▶
- Denmark ▶
- Estonia
- Finland ▶
- France ▶**
- Germany ▶
- Greece
- Hungary ▶
- Ireland
- Italy ▶
- Latvia
- Lithuania
- Luxembourg
- Malta
- Netherlands ▶
- Poland ▶
- Portugal ▶
- Romania
- Slovakia
- Slovenia
- Spain ▶
- Sweden
- UK ▶

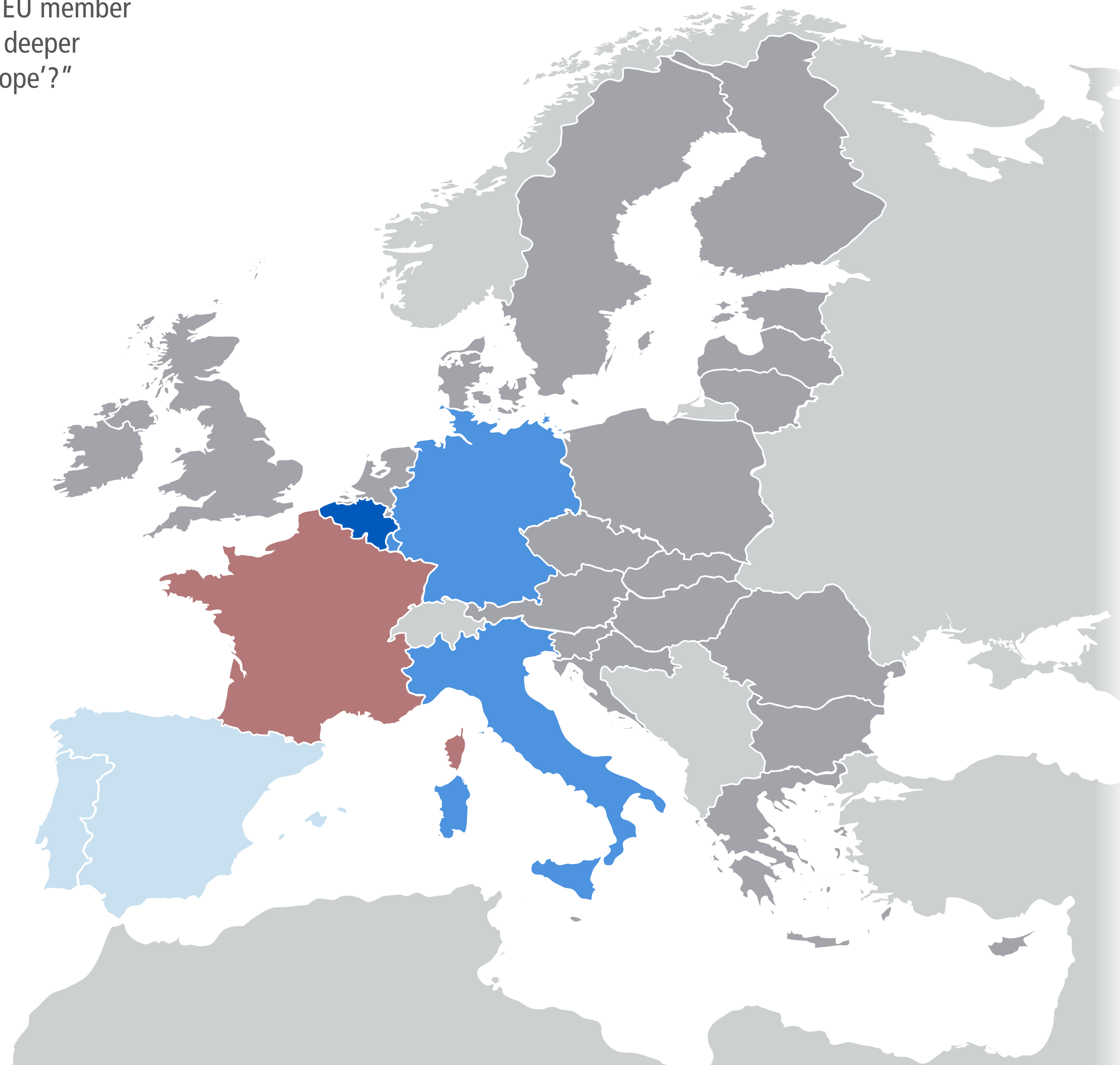
Policies Overview

**Commitment to Deeper Integration**

Importance of Coalitions

Preferred Actor Level

Preferred Actor Level (Public View)



Of 158 votes by 30 respondents, Belgium received the most: 24

Share of votes for group	Group
62%	Founding 6
39%	Big 6
39%	Southern 7
38%	Affluent 7
1%	Visegrád 4

Share of votes for country	Country
15%	Belgium
13%	Luxembourg
12%	Germany
11%	Italy
8%	Portugal
8%	Spain
7%	France
3%	Finland
3%	Greece
3%	Ireland
3%	Netherlands
2%	Estonia
2%	Sweden
1%	Austria
1%	Croatia
1%	Cyprus
1%	Denmark
1%	Latvia
1%	Lithuania
1%	Malta
1%	Romania
1%	Slovakia
1%	Slovenia

- Top %
- 10+ %
- 5-9 %
- 1-4 %

Rounded results. 0% shares not shown.

# Commitment to Deeper Integration Votes for Germany by Germany

Q14

“In your opinion, which EU member states are committed to deeper integration or ‘more Europe’?”

- EU
- Big Six ▶
- Founding Six ▶
- Affluent Seven ▶
- Southern Seven ▶
- Visegrád Four ▶

- Austria
- Belgium
- Bulgaria
- Croatia
- Cyprus
- Czech Rep. ▶
- Denmark ▶
- Estonia
- Finland ▶
- France ▶
- Germany ▶**
- Greece
- Hungary ▶
- Ireland
- Italy ▶
- Latvia
- Lithuania
- Luxembourg
- Malta
- Netherlands ▶
- Poland ▶
- Portugal ▶
- Romania
- Slovakia
- Slovenia
- Spain ▶
- Sweden
- UK ▶


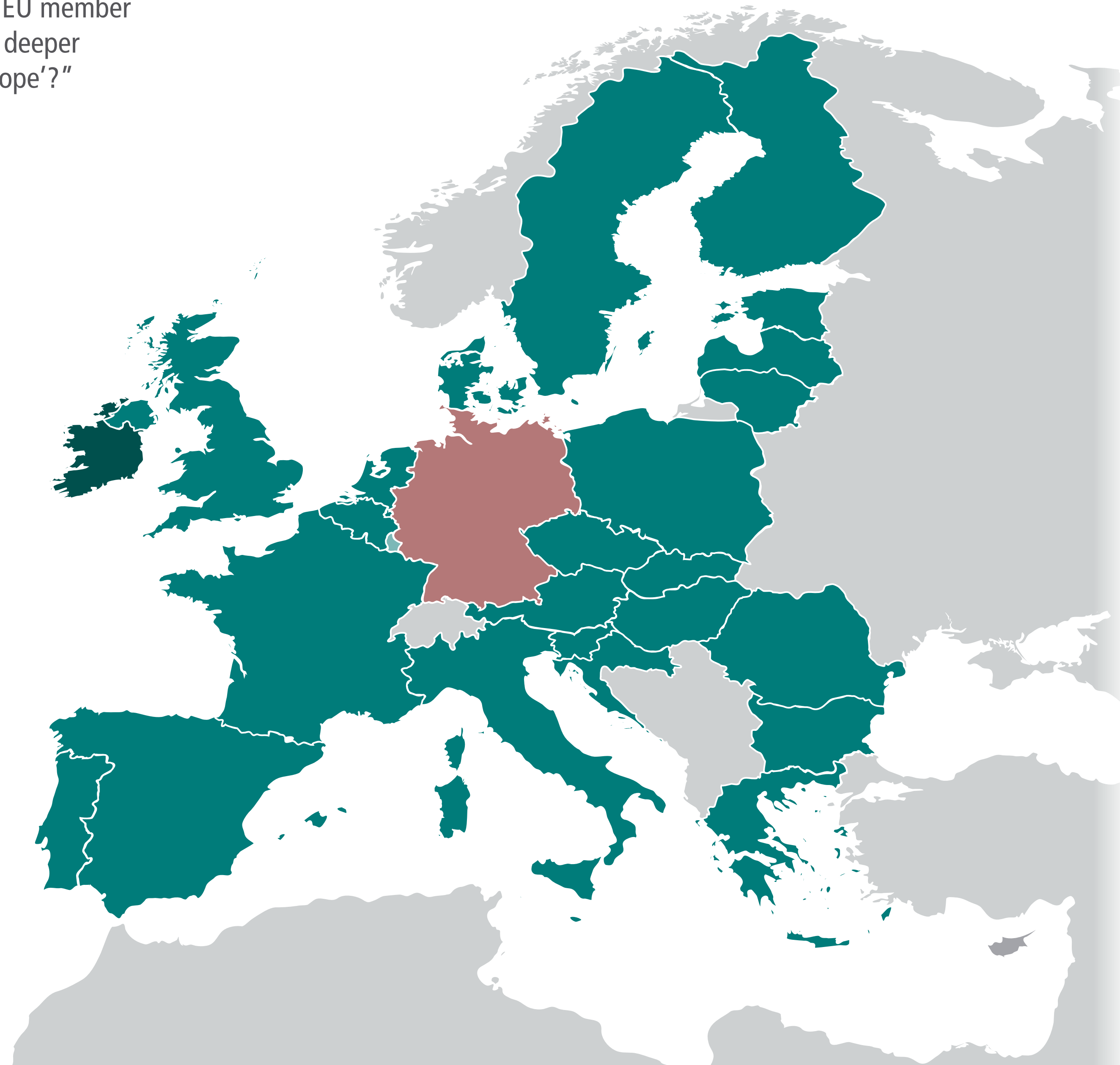
Policies Overview

**Commitment to Deeper Integration**

Importance of Coalitions

Preferred Actor Level

Preferred Actor Level (Public View)



Of 2046 votes by 348 respondents, Germany received 264 (12.9%)

Share of votes by group	Group
15%	Visegrád 4
13%	Big 6
13%	Founding 6
13%	Southern 7
12%	Affluent 7

Share of votes by country	Country
25%	Ireland
20%	Slovakia
16%	Italy
16%	Poland
16%	Romania
16%	Sweden
15%	Hungary
14%	Austria
14%	Croatia
14%	Netherlands
13%	Belgium
13%	Czech Rep.
13%	Latvia
13%	Spain
12%	Finland
12%	France
12%	Portugal
11%	Bulgaria
11%	Denmark
11%	Estonia
11%	Germany
10%	Greece
10%	Lithuania
10%	Malta
10%	Slovenia
10%	UK
6%	Luxembourg

- Top %
- 10+ %
- 5-9 %
- 1-4 %

Rounded results. 0% shares not shown.



# Commitment to Deeper Integration Votes for Germany by Germany

## Q14

“In your opinion, which EU member states are committed to deeper integration or ‘more Europe’?”

- EU
- Big Six ▶
- Founding Six ▶
- Affluent Seven ▶
- Southern Seven ▶
- Visegrád Four ▶

- Austria
- Belgium
- Bulgaria
- Croatia
- Cyprus
- Czech Rep. ▶
- Denmark ▶
- Estonia
- Finland ▶
- France ▶
- Germany ▶**
- Greece
- Hungary ▶
- Ireland
- Italy ▶
- Latvia
- Lithuania
- Luxembourg
- Malta
- Netherlands ▶
- Poland ▶
- Portugal ▶
- Romania
- Slovakia
- Slovenia
- Spain ▶
- Sweden
- UK ▶

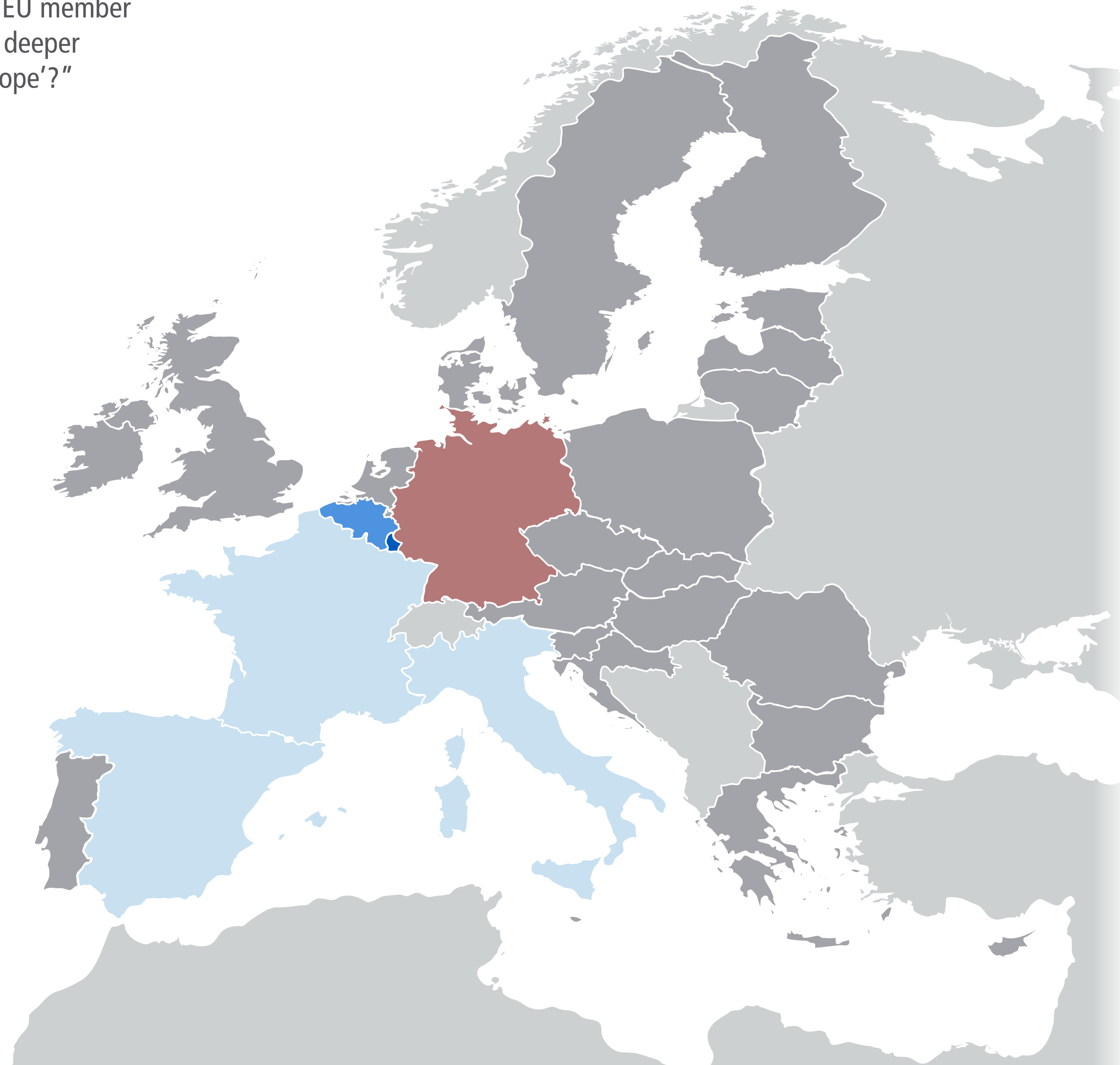
Policies Overview

**Commitment to Deeper Integration**

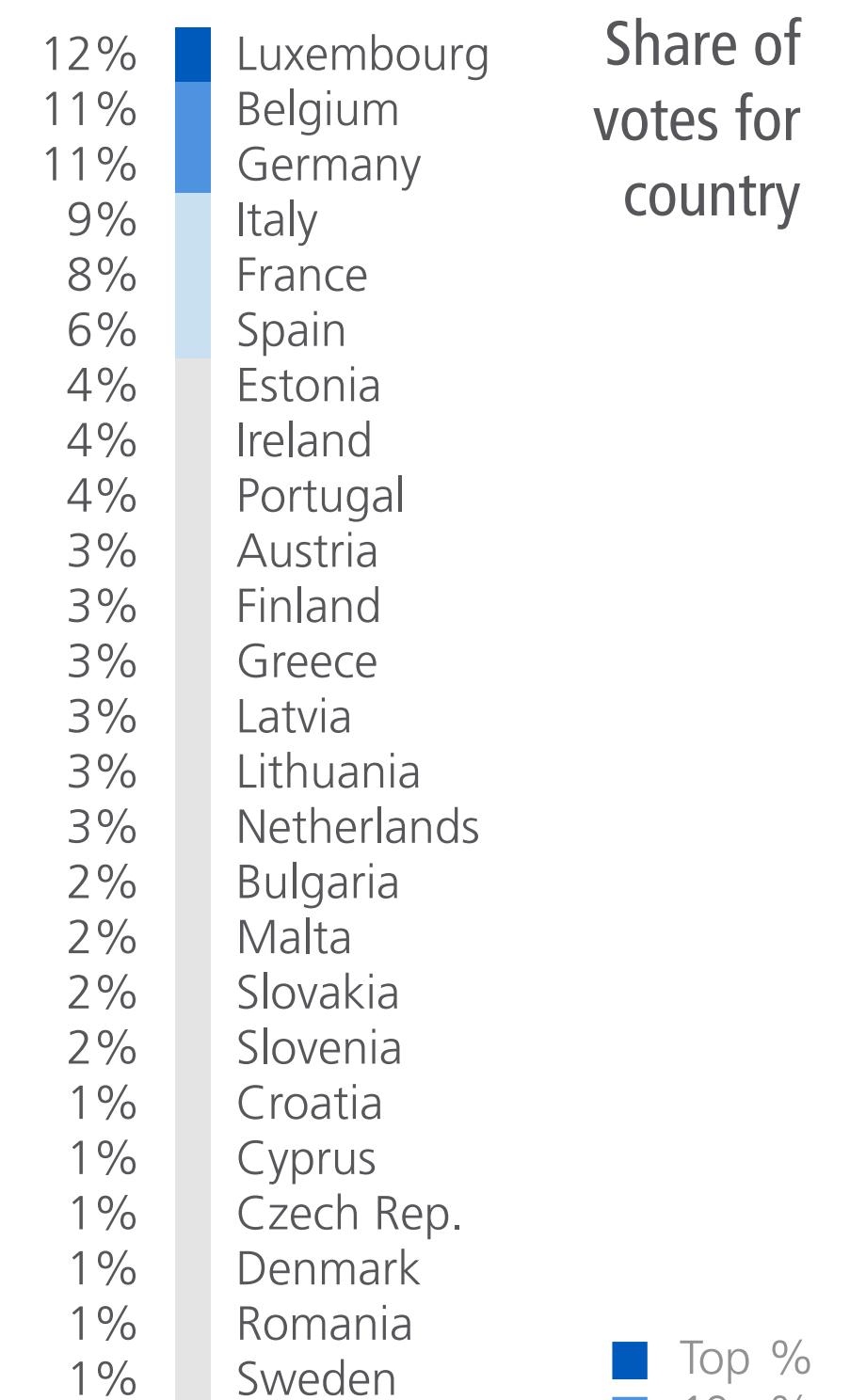
Importance of Coalitions

Preferred Actor Level

Preferred Actor Level (Public View)



Of 158 votes by 26 respondents, Luxembourg received the most: 19



- Top %
- 10+ %
- 5-9 %
- 1-4 %

Rounded results. 0% shares not shown.

# Commitment to Deeper Integration

## Votes for Greece

Q14

“In your opinion, which EU member states are committed to deeper integration or ‘more Europe’?”

EU  
 Big Six ▶  
 Founding Six ▶

Affluent Seven ▶  
 Southern Seven ▶  
 Visegrád Four ▶

Austria  
 Belgium  
 Bulgaria  
 Croatia  
 Cyprus  
 Czech Rep. ▶  
 Denmark ▶  
 Estonia  
 Finland ▶  
 France ▶  
 Germany ▶  
**Greece**  
 Hungary ▶  
 Ireland

Italy ▶  
 Latvia  
 Lithuania  
 Luxembourg  
 Malta  
 Netherlands ▶  
 Poland ▶  
 Portugal ▶  
 Romania  
 Slovakia  
 Slovenia  
 Spain ▶  
 Sweden  
 UK ▶


Policies Overview

**Commitment to Deeper Integration**

Importance of Coalitions

Preferred Actor Level

Preferred Actor Level (Public View)



Of 2046 votes by 348 respondents, Greece received 37 (1.8%)

3% Founding 6  
 3% Southern 7  
 2% Affluent 7  
 2% Big 6

Share of votes by group

6% Luxembourg  
 4% Italy  
 3% France  
 3% Germany  
 3% Spain  
 2% Austria  
 2% Belgium  
 2% Denmark  
 2% Finland  
 2% Lithuania  
 2% Portugal  
 2% Romania  
 2% UK  
 1% Bulgaria  
 1% Hungary

Share of votes by country

■ Top %  
 ■ 10+ %  
 ■ 5-9 %  
 ■ 1-4 %

Rounded results. 0% shares not shown.

# Commitment to Deeper Integration Votes for Hungary by Hungary

Q14

“In your opinion, which EU member states are committed to deeper integration or ‘more Europe’?”

- EU
- Big Six ▶
- Founding Six ▶
- Affluent Seven ▶
- Southern Seven ▶
- Visegrád Four ▶

- Austria
- Belgium
- Bulgaria
- Croatia
- Cyprus
- Czech Rep. ▶
- Denmark ▶
- Estonia
- Finland ▶
- France ▶
- Germany ▶
- Greece
- Hungary ▶**
- Ireland
- Italy ▶
- Latvia
- Lithuania
- Luxembourg
- Malta
- Netherlands ▶
- Poland ▶
- Portugal ▶
- Romania
- Slovakia
- Slovenia
- Spain ▶
- Sweden
- UK ▶

Policies Overview

**Commitment to Deeper Integration**

Importance of Coalitions

Preferred Actor Level

Preferred Actor Level (Public View)



Of 2046 votes by 348 respondents, Hungary received 4 (0.2%)

Share of votes by group

- 2% Lithuania
- 1% Denmark
- 1% Spain

Share of votes by country

- Top %
- 10+ %
- 5-9 %
- 1-4 %

Rounded results. 0% shares not shown.

# Commitment to Deeper Integration Votes for Hungary by Hungary

Q14

“In your opinion, which EU member states are committed to deeper integration or ‘more Europe’?”

- EU
- Big Six ▶
- Founding Six ▶
- Affluent Seven ▶
- Southern Seven ▶
- Visegrád Four ▶

- Austria
- Belgium
- Bulgaria
- Croatia
- Cyprus
- Czech Rep. ▶
- Denmark ▶
- Estonia
- Finland ▶
- France ▶
- Germany ▶
- Greece
- Hungary ▶
- Ireland
- Italy ▶
- Latvia
- Lithuania
- Luxembourg
- Malta
- Netherlands ▶
- Poland ▶
- Portugal ▶
- Romania
- Slovakia
- Slovenia
- Spain ▶
- Sweden
- UK ▶

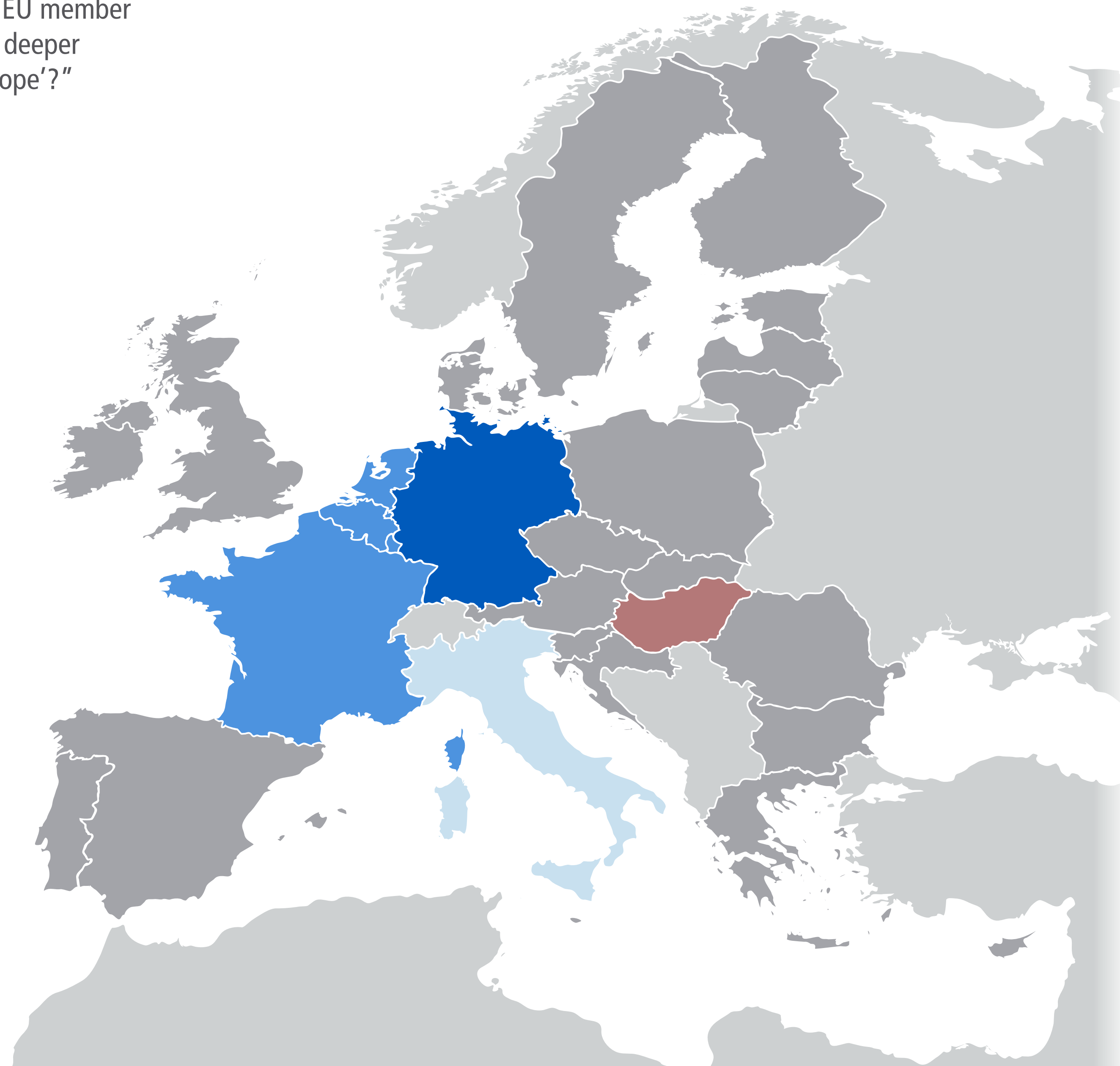
Policies Overview

**Commitment to Deeper Integration**

Importance of Coalitions

Preferred Actor Level

Preferred Actor Level (Public View)



Of 154 votes by 26 respondents, Germany received the most: 23

Group	Share of votes for group
Founding 6	69%
Affluent 7	42%
Big 6	38%
Southern 7	28%
Visegrád 4	1%

Country	Share of votes for country
Germany	15%
Belgium	13%
France	12%
Luxembourg	12%
Netherlands	10%
Italy	7%
Spain	4%
Sweden	4%
Austria	3%
Estonia	3%
Latvia	3%
Lithuania	3%
Slovenia	3%
Portugal	2%
Croatia	1%
Czech Rep.	1%
Finland	1%
Greece	1%
Ireland	1%
Malta	1%
Romania	1%
Slovakia	1%

■ Top %  
■ 10+ %  
■ 5-9 %  
■ 1-4 %

Rounded results. 0% shares not shown.

# Commitment to Deeper Integration Votes for Ireland

Q14

“In your opinion, which EU member states are committed to deeper integration or ‘more Europe’?”

- EU
- Big Six ▶
- Founding Six ▶
- Affluent Seven ▶
- Southern Seven ▶
- Visegrád Four ▶

- Austria
- Belgium
- Bulgaria
- Croatia
- Cyprus
- Czech Rep. ▶
- Denmark ▶
- Estonia
- Finland ▶
- France ▶
- Germany ▶
- Greece
- Hungary ▶
- Ireland
- Italy ▶
- Latvia
- Lithuania
- Luxembourg
- Malta
- Netherlands ▶
- Poland ▶
- Portugal ▶
- Romania
- Slovakia
- Slovenia
- Spain ▶
- Sweden
- UK ▶


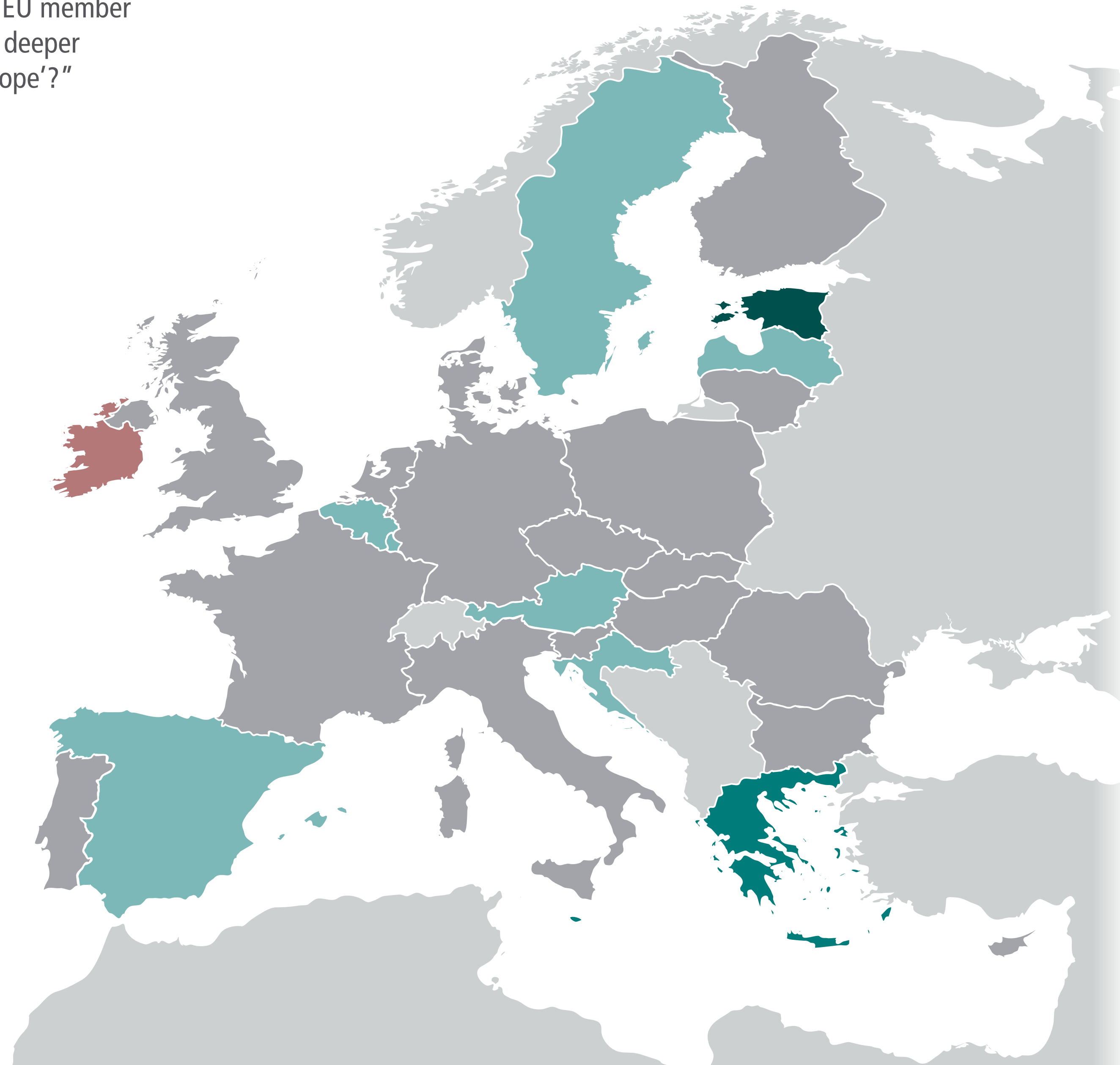
Policies Overview

**Commitment to Deeper Integration**

Importance of Coalitions

Preferred Actor Level

Preferred Actor Level (Public View)



Of 2046 votes by 348 respondents, Ireland received 69 (3.4%)

Group	Share of votes by group
Affluent 7	4%
Big 6	4%
Founding 6	4%
Southern 7	4%
Visegrád 4	2%

Country	Share of votes by country
Estonia	11%
Greece	10%
Malta	10%
Latvia	9%
Luxembourg	9%
Sweden	8%
Austria	7%
Croatia	7%
Spain	6%
Belgium	5%
Czech Rep.	4%
Germany	4%
Italy	4%
Netherlands	4%
Bulgaria	3%
France	3%
Portugal	3%
Denmark	2%
Lithuania	2%
Poland	2%
Slovenia	2%
UK	2%
Finland	1%
Hungary	1%

- Top %
- 10+ %
- 5-9 %
- 1-4 %

Rounded results. 0% shares not shown.

# Commitment to Deeper Integration Votes for Italy by Italy

Q14

“In your opinion, which EU member states are committed to deeper integration or ‘more Europe’?”

- EU
- Big Six ▶
- Founding Six ▶
- Affluent Seven ▶
- Southern Seven ▶
- Visegrád Four ▶

- Austria
- Belgium
- Bulgaria
- Croatia
- Cyprus
- Czech Rep. ▶
- Denmark ▶
- Estonia
- Finland ▶
- France ▶
- Germany ▶
- Greece
- Hungary ▶
- Ireland
- Italy ▶**
- Latvia
- Lithuania
- Luxembourg
- Malta
- Netherlands ▶
- Poland ▶
- Portugal ▶
- Romania
- Slovakia
- Slovenia
- Spain ▶
- Sweden
- UK ▶


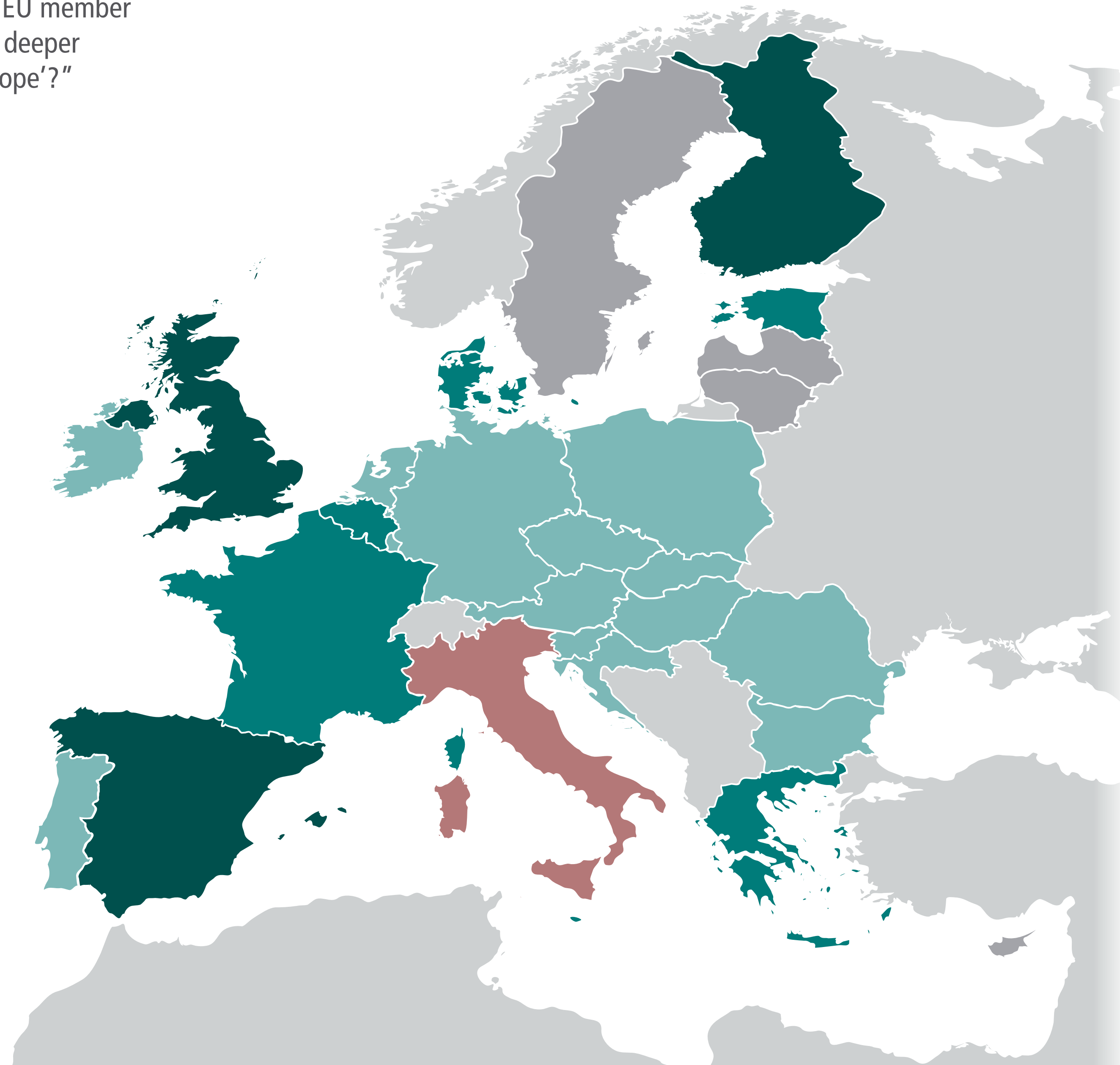
Policies Overview

**Commitment to Deeper Integration**

Importance of Coalitions

Preferred Actor Level

Preferred Actor Level (Public View)



Of 2046 votes by 348 respondents, Italy received 173 (8.5%)

Share of votes by group
11% Southern 7
10% Big 6
10% Founding 6
9% Affluent 7
6% Visegrád 4

Share of votes by country
12% Finland
12% Spain
12% UK
11% Denmark
11% Estonia
11% France
10% Belgium
10% Greece
10% Italy
10% Malta
9% Germany
9% Luxembourg
9% Portugal
8% Slovenia
7% Bulgaria
7% Croatia
7% Hungary
6% Ireland
6% Netherlands
6% Poland
6% Romania
5% Austria
5% Czech Rep.
5% Slovakia
4% Latvia
4% Sweden
3% Lithuania

Rounded results. 0% shares not shown.

# Commitment to Deeper Integration Votes for Italy by Italy

Q14

“In your opinion, which EU member states are committed to deeper integration or ‘more Europe’?”

- EU
- Big Six ▶
- Founding Six ▶
- Affluent Seven ▶
- Southern Seven ▶
- Visegrád Four ▶

- Austria
- Belgium
- Bulgaria
- Croatia
- Cyprus
- Czech Rep. ▶
- Denmark ▶
- Estonia
- Finland ▶
- France ▶
- Germany ▶
- Greece
- Hungary ▶
- Ireland
- Italy ▶**
- Latvia
- Lithuania
- Luxembourg
- Malta
- Netherlands ▶
- Poland ▶
- Portugal ▶
- Romania
- Slovakia
- Slovenia
- Spain ▶
- Sweden
- UK ▶

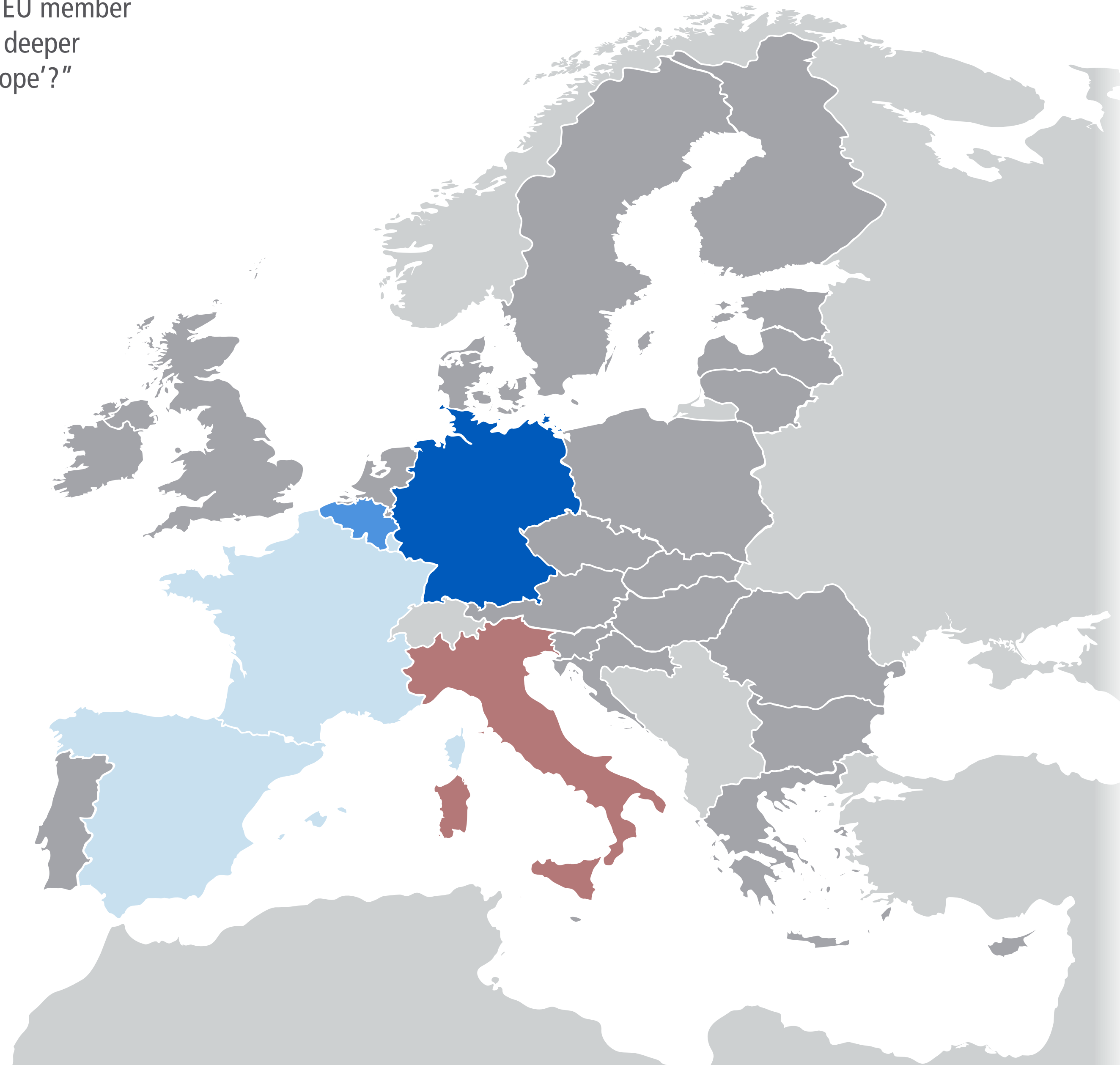
Policies Overview

**Commitment to Deeper Integration**


Importance of Coalitions

Preferred Actor Level

Preferred Actor Level (Public View)



Of 113 votes by 25 respondents, Germany received the most: 18



Rounded results. 0% shares not shown.

# Commitment to Deeper Integration Votes for Latvia

Q14

“In your opinion, which EU member states are committed to deeper integration or ‘more Europe’?”

- EU
- Big Six ▶
- Founding Six ▶
- Affluent Seven ▶
- Southern Seven ▶
- Visegrád Four ▶

- Austria
- Belgium
- Bulgaria
- Croatia
- Cyprus
- Czech Rep. ▶
- Denmark ▶
- Estonia
- Finland ▶
- France ▶
- Germany ▶
- Greece
- Hungary ▶
- Ireland
- Italy ▶
- Latvia**
- Lithuania
- Luxembourg
- Malta
- Netherlands ▶
- Poland ▶
- Portugal ▶
- Romania
- Slovakia
- Slovenia
- Spain ▶
- Sweden
- UK ▶


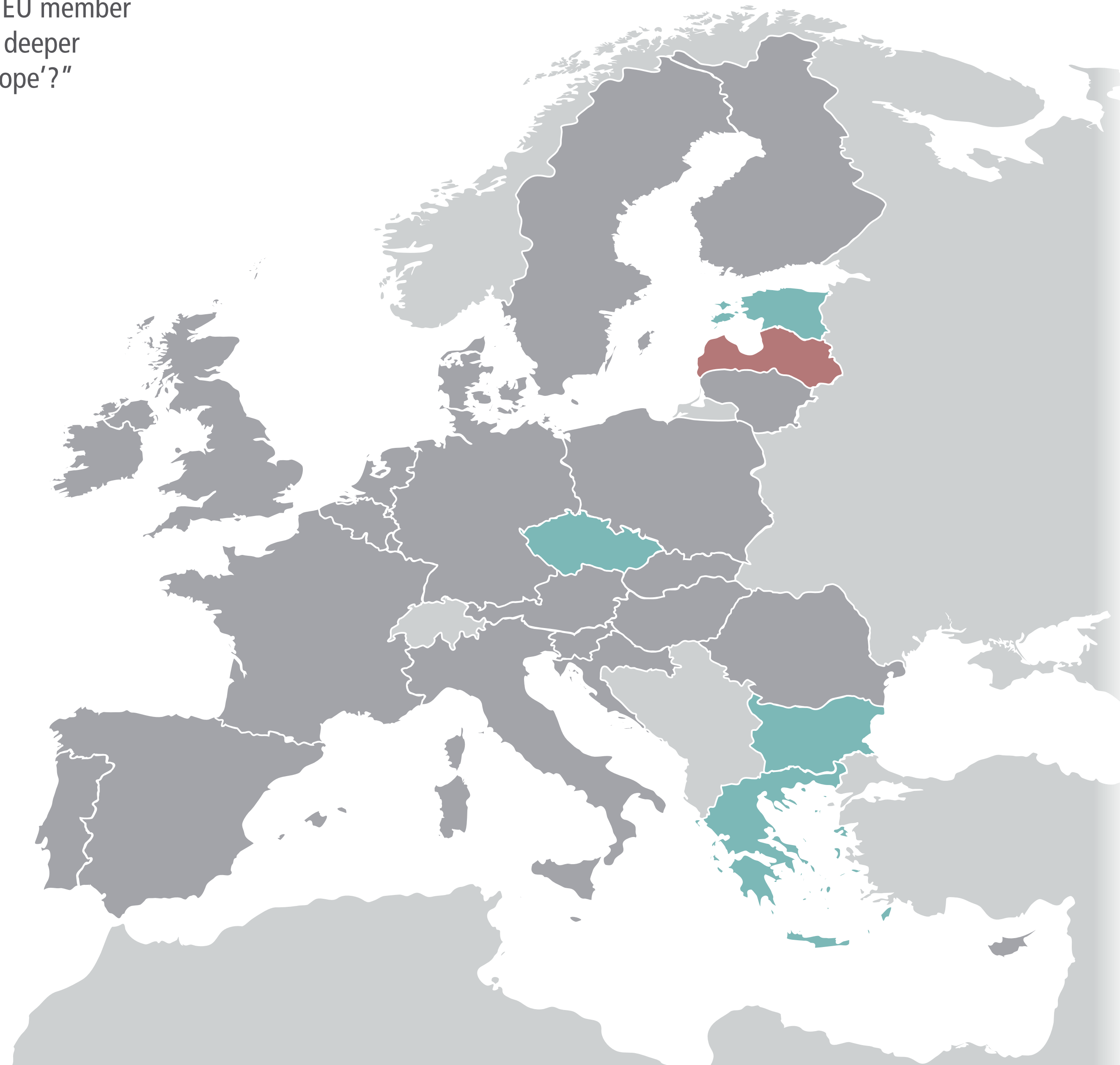
Policies Overview

**Commitment to Deeper Integration**

Importance of Coalitions

Preferred Actor Level

Preferred Actor Level (Public View)



Of 2046 votes by 348 respondents, Latvia received 46 (2.2%)

Share of votes by group
2% Affluent 7
2% Founding 6
2% Visegrád 4
1% Big 6
1% Southern 7

Share of votes by country
13% Latvia
6% Estonia
5% Bulgaria
5% Czech Rep.
5% Greece
4% Slovenia
3% Denmark
3% Germany
3% Hungary
3% Luxembourg
3% Netherlands
2% Austria
2% Lithuania
2% Portugal
2% Romania
2% Sweden
2% UK
1% Finland
1% France
1% Italy
1% Poland
1% Spain

- Top %
- 10+ %
- 5-9 %
- 1-4 %

Rounded results. 0% shares not shown.



# Commitment to Deeper Integration Votes for Lithuania

Q14

“In your opinion, which EU member states are committed to deeper integration or ‘more Europe’?”

- EU
- Big Six ▶
- Founding Six ▶
- Affluent Seven ▶
- Southern Seven ▶
- Visegrád Four ▶

- Austria
- Belgium
- Bulgaria
- Croatia
- Cyprus
- Czech Rep. ▶
- Denmark ▶
- Estonia
- Finland ▶
- France ▶
- Germany ▶
- Greece ▶
- Hungary ▶
- Ireland
- Italy ▶
- Latvia
- Lithuania**
- Luxembourg
- Malta
- Netherlands ▶
- Poland ▶
- Portugal ▶
- Romania
- Slovakia
- Slovenia
- Spain ▶
- Sweden
- UK ▶


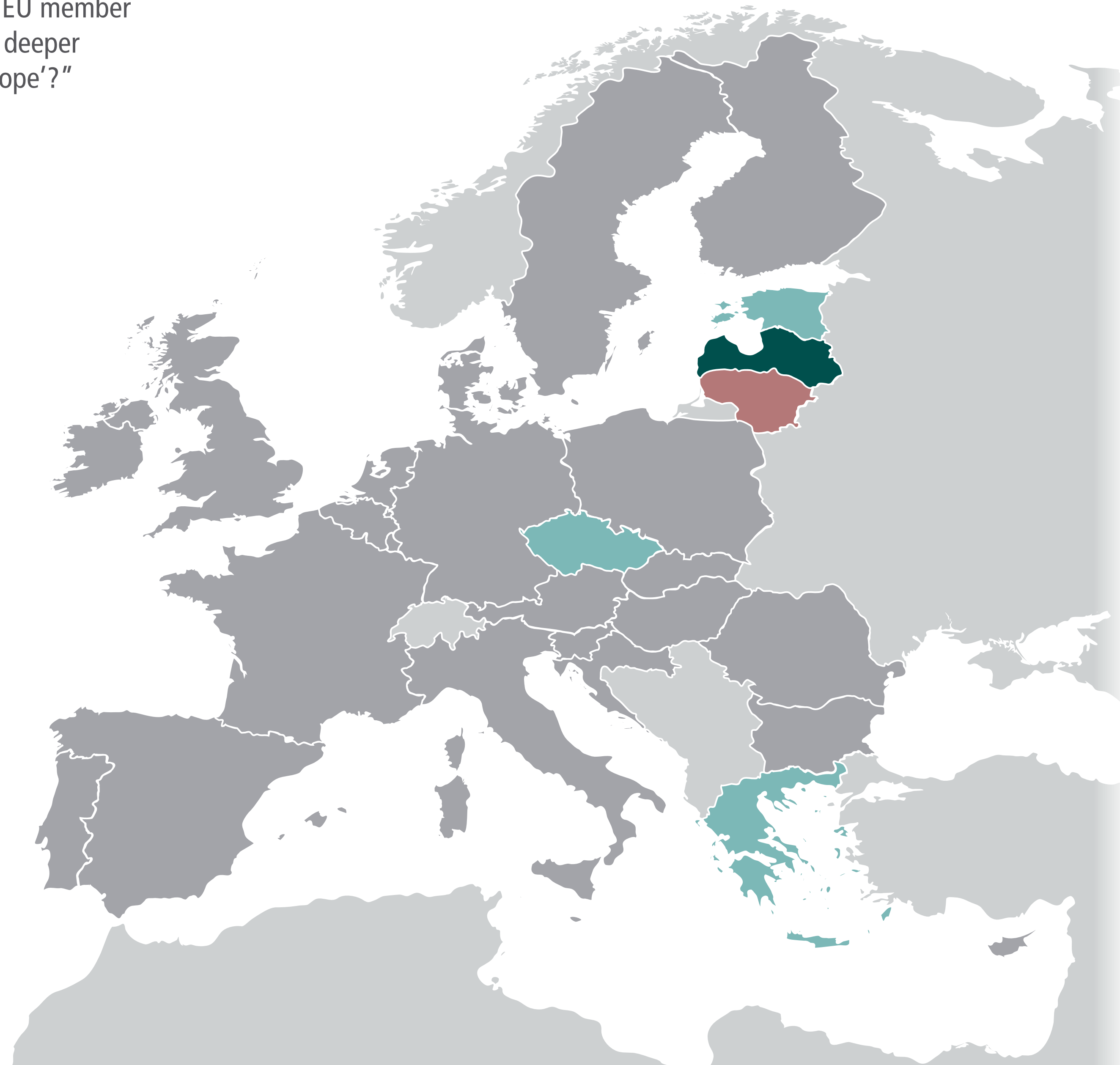
Policies Overview

**Commitment to Deeper Integration**

Importance of Coalitions

Preferred Actor Level

Preferred Actor Level (Public View)



Of 2046 votes by 348 respondents, Lithuania received 44 (2.2%)

Share of votes by group	Group
2%	Affluent 7
2%	Founding 6
2%	Visegrád 4
1%	Big 6
1%	Southern 7

Share of votes by country	Country
9%	Latvia
6%	Estonia
5%	Czech Rep.
5%	Greece
4%	Bulgaria
4%	Slovenia
3%	Denmark
3%	Germany
3%	Hungary
3%	Lithuania
3%	Luxembourg
2%	Austria
2%	Italy
2%	Portugal
2%	Romania
2%	Sweden
2%	UK
1%	Finland
1%	France
1%	Netherlands
1%	Poland

- Top %
- 10+ %
- 5-9 %
- 1-4 %

Rounded results. 0% shares not shown.

# Commitment to Deeper Integration Votes for Luxembourg

Q14

“In your opinion, which EU member states are committed to deeper integration or ‘more Europe’?”

- EU
- Big Six ▶
- Founding Six ▶
- Affluent Seven ▶
- Southern Seven ▶
- Visegrád Four ▶

- Austria
- Belgium
- Bulgaria
- Croatia
- Cyprus
- Czech Rep. ▶
- Denmark ▶
- Estonia
- Finland ▶
- France ▶
- Germany ▶
- Greece
- Hungary ▶
- Ireland
- Italy ▶
- Latvia
- Lithuania
- Luxembourg**
- Malta
- Netherlands ▶
- Poland ▶
- Portugal ▶
- Romania
- Slovakia
- Slovenia
- Spain ▶
- Sweden
- UK ▶


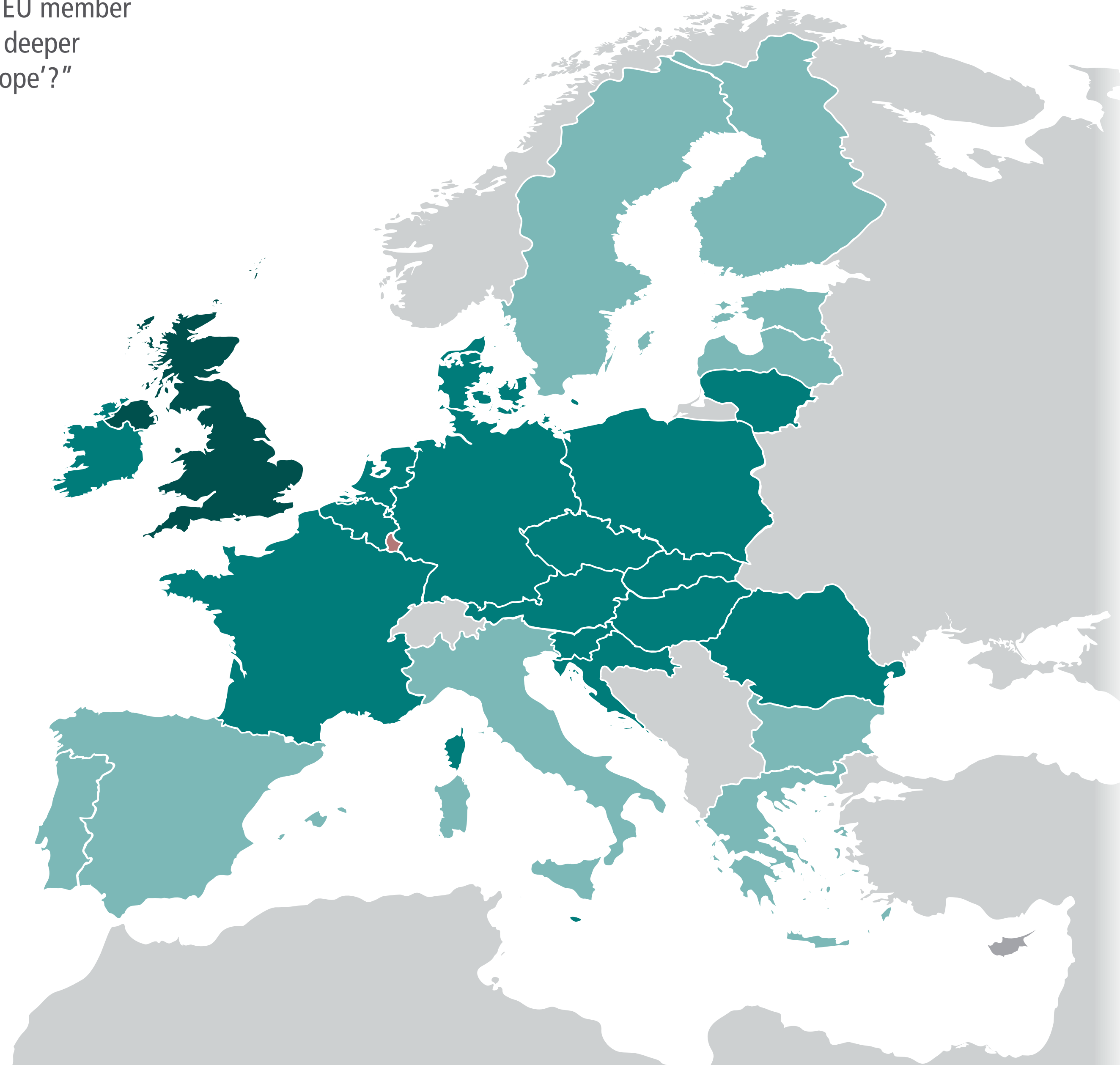
Policies Overview

**Commitment to Deeper Integration**

Importance of Coalitions

Preferred Actor Level

Preferred Actor Level (Public View)



Of 2046 votes by 348 respondents, Luxembourg received 218 (10.7%)

Group	Share of votes by group
Founding 6	12%
Visegrád 4	12%
Affluent 7	11%
Big 6	11%
Southern 7	9%

Country	Share of votes by country
UK	19%
Slovakia	15%
Croatia	14%
Belgium	13%
France	13%
Ireland	13%
Netherlands	13%
Poland	13%
Austria	12%
Germany	12%
Hungary	12%
Czech Rep.	11%
Denmark	11%
Lithuania	10%
Malta	10%
Romania	10%
Slovenia	10%
Latvia	9%
Luxembourg	9%
Portugal	9%
Finland	8%
Italy	8%
Spain	8%
Sweden	8%
Estonia	6%
Bulgaria	5%
Greece	5%

Rounded results. 0% shares not shown.

# Commitment to Deeper Integration Votes for Malta

Q14

“In your opinion, which EU member states are committed to deeper integration or ‘more Europe’?”

- EU
- Big Six ▶
- Founding Six ▶
- Affluent Seven ▶
- Southern Seven ▶
- Visegrád Four ▶

- Austria
- Belgium
- Bulgaria
- Croatia
- Cyprus
- Czech Rep. ▶
- Denmark ▶
- Estonia
- Finland ▶
- France ▶
- Germany ▶
- Greece
- Hungary ▶
- Ireland
- Italy ▶
- Latvia
- Lithuania
- Luxembourg
- Malta**
- Netherlands ▶
- Poland ▶
- Portugal ▶
- Romania
- Slovakia
- Slovenia
- Spain ▶
- Sweden
- UK ▶


Policies Overview

**Commitment to Deeper Integration**

Importance of Coalitions

Preferred Actor Level

Preferred Actor Level (Public View)



Of 2046 votes by 348 respondents, Malta received 23 (1.1%)

Share of votes by group
1% Affluent 7
1% Big 6
1% Founding 6
1% Southern 7
1% Visegrád 4

Share of votes by country
10% Malta
6% Luxembourg
5% Greece
3% Bulgaria
3% Lithuania
2% Czech Rep.
2% Germany
2% Portugal
2% Slovenia
2% UK
1% Denmark
1% France
1% Hungary
1% Italy

- Top %
- 10+ %
- 5-9 %
- 1-4 %

Rounded results. 0% shares not shown.



Malta



Design

Findings

Chapters

Preferences

Influence

Partners


**Policies**

ecfr.eu/eucoalitionexplorer

# Commitment to Deeper Integration Votes for Netherlands by Netherlands

Q14

“In your opinion, which EU member states are committed to deeper integration or ‘more Europe’?”



Of 2046 votes by 348 respondents, Netherlands received 84 (4.1%)

- EU
- Big Six ▶
- Founding Six ▶
- Affluent Seven ▶
- Southern Seven ▶
- Visegrád Four ▶

- Austria
- Belgium
- Bulgaria
- Croatia
- Cyprus
- Czech Rep. ▶
- Denmark ▶
- Estonia
- Finland ▶
- France ▶
- Germany ▶
- Greece
- Hungary ▶
- Ireland
- Italy ▶
- Latvia
- Lithuania
- Luxembourg
- Malta
- Netherlands ▶**
- Poland ▶
- Portugal ▶
- Romania
- Slovakia
- Slovenia
- Spain ▶
- Sweden
- UK ▶

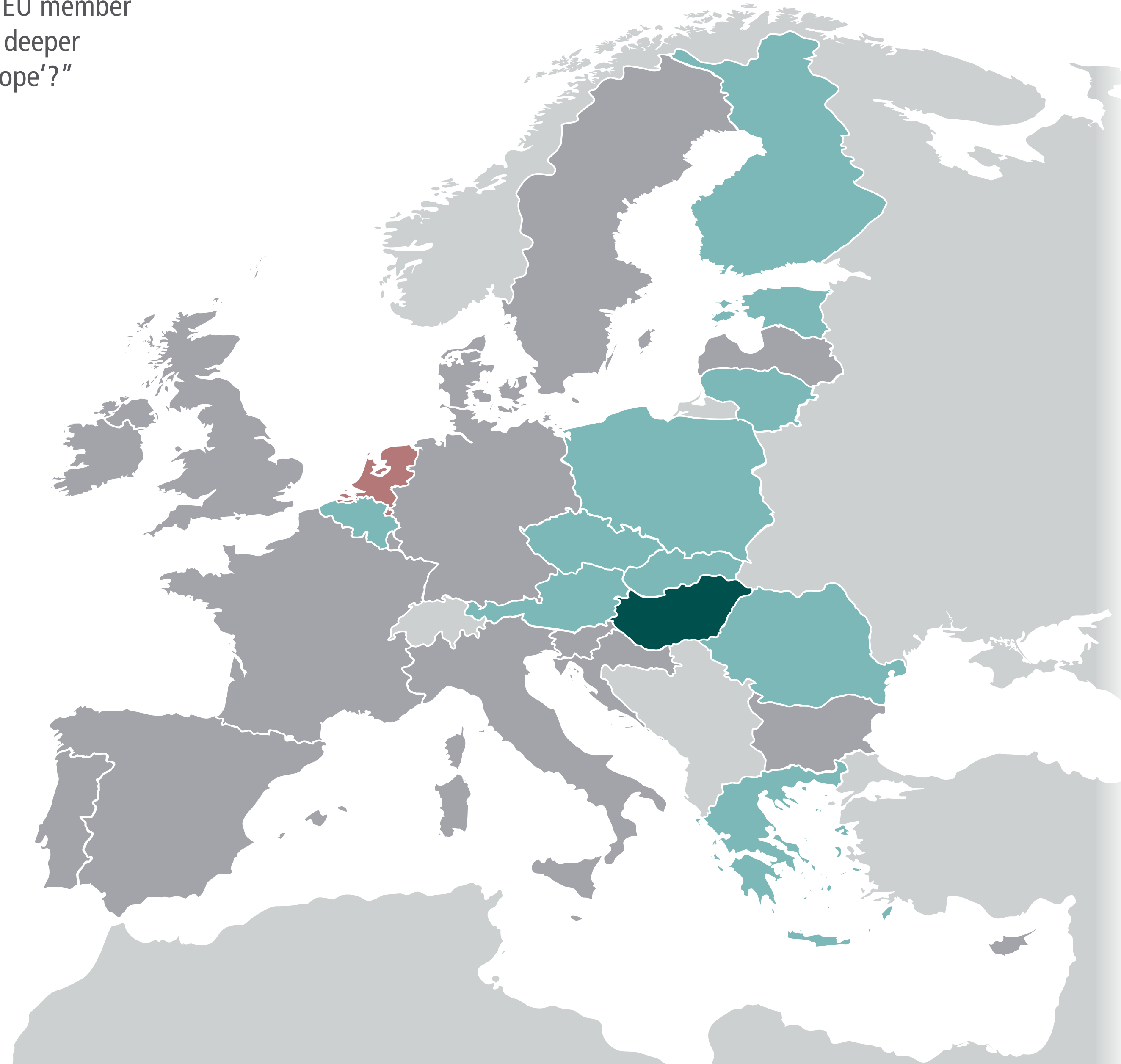
Policies Overview

**Commitment to Deeper Integration**

Importance of Coalitions

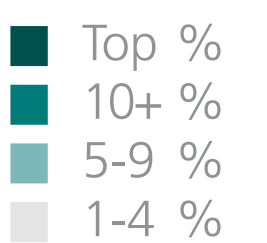
Preferred Actor Level

Preferred Actor Level (Public View)



Share of votes by group	
8%	Visegrád 4
4%	Affluent 7
3%	Big 6
3%	Founding 6
2%	Southern 7

Share of votes by country	
10%	Hungary
7%	Poland
6%	Belgium
6%	Czech Rep.
6%	Estonia
6%	Finland
6%	Romania
5%	Austria
5%	Greece
5%	Lithuania
5%	Slovakia
4%	Bulgaria
4%	Denmark
4%	Latvia
4%	Slovenia
3%	France
3%	Germany
3%	Netherlands
3%	Portugal
2%	Italy
2%	Sweden
1%	Spain



Rounded results. 0% shares not shown.

# Commitment to Deeper Integration Votes for Netherlands by Netherlands

Q14

“In your opinion, which EU member states are committed to deeper integration or ‘more Europe’?”

- EU
- Big Six ▶
- Founding Six ▶
- Affluent Seven ▶
- Southern Seven ▶
- Visegrád Four ▶

- Austria
- Belgium
- Bulgaria
- Croatia
- Cyprus
- Czech Rep. ▶
- Denmark ▶
- Estonia
- Finland ▶
- France ▶
- Germany ▶
- Greece
- Hungary ▶
- Ireland
- Italy ▶
- Latvia
- Lithuania
- Luxembourg
- Malta
- Netherlands ▶**
- Poland ▶
- Portugal ▶
- Romania
- Slovakia
- Slovenia
- Spain ▶
- Sweden
- UK ▶

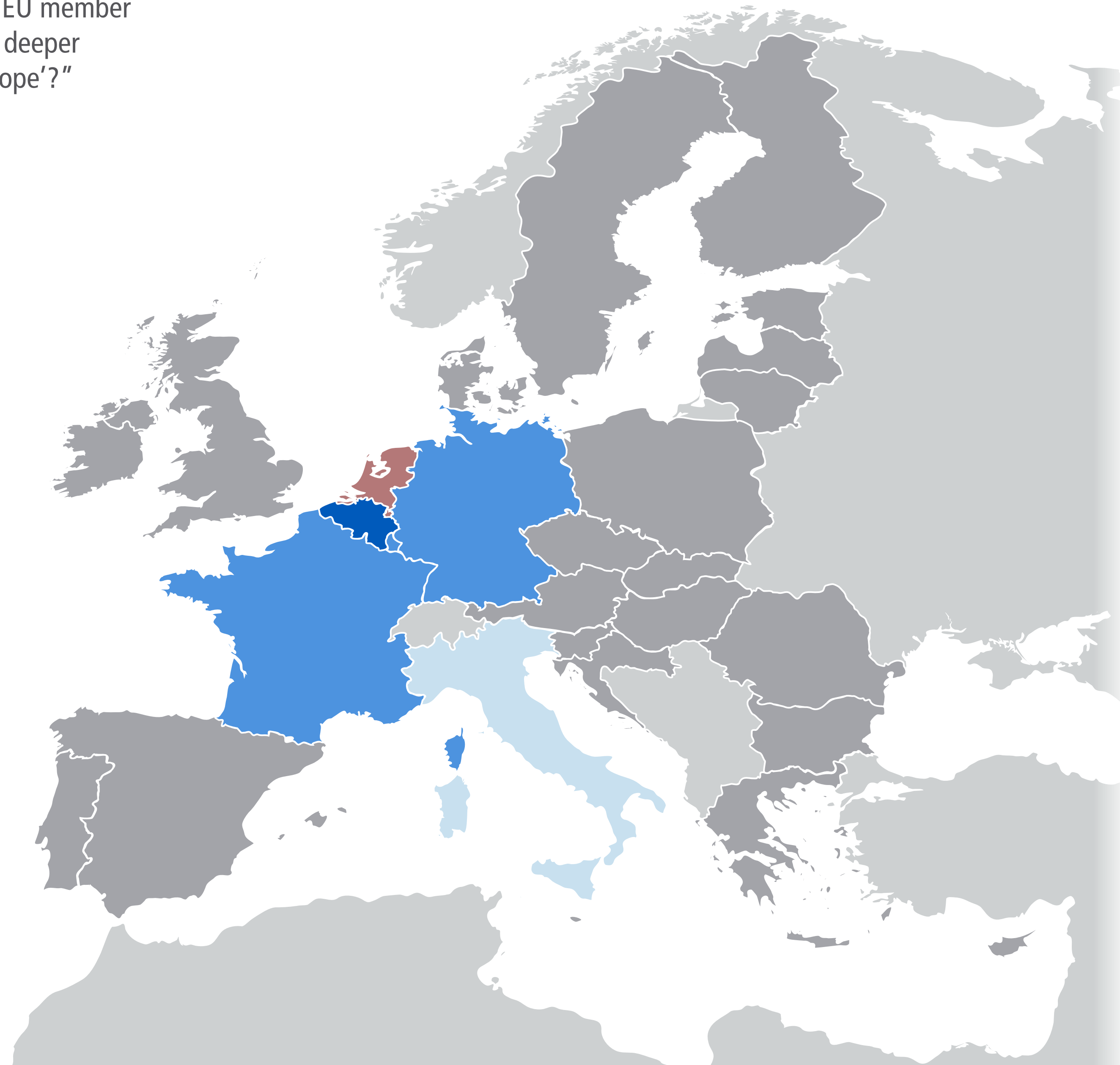
Policies Overview

**Commitment to Deeper Integration**

Importance of Coalitions

Preferred Actor Level

Preferred Actor Level (Public View)



Of 70 votes by 13 respondents, Belgium received the most: 11

Group	Share of votes for group
Founding 6	64%
Affluent 7	40%
Big 6	37%
Southern 7	24%
Visegrád 4	4%

Country	Share of votes for country
Belgium	16%
Germany	14%
France	13%
Luxembourg	13%
Italy	6%
Ireland	4%
Sweden	4%
Estonia	3%
Latvia	3%
Netherlands	3%
Slovenia	3%
Spain	3%
Austria	1%
Croatia	1%
Cyprus	1%
Czech Rep.	1%
Denmark	1%
Finland	1%
Lithuania	1%
Poland	1%
Portugal	1%
Romania	1%
Slovakia	1%

- Top %
- 10+ %
- 5-9 %
- 1-4 %

Rounded results. 0% shares not shown.

# Commitment to Deeper Integration Votes for Poland by Poland

Q14

“In your opinion, which EU member states are committed to deeper integration or ‘more Europe’?”

- EU
- Big Six ▶
- Founding Six ▶
- Affluent Seven ▶
- Southern Seven ▶
- Visegrád Four ▶

- Austria
- Belgium
- Bulgaria
- Croatia
- Cyprus
- Czech Rep. ▶
- Denmark ▶
- Estonia
- Finland ▶
- France ▶
- Germany ▶
- Greece
- Hungary ▶
- Ireland
- Italy ▶
- Latvia
- Lithuania
- Luxembourg
- Malta
- Netherlands ▶
- Poland ▶**
- Portugal ▶
- Romania
- Slovakia
- Slovenia
- Spain ▶
- Sweden
- UK ▶

Policies Overview

**Commitment to Deeper Integration**

Importance of Coalitions

Preferred Actor Level

Preferred Actor Level (Public View)



Of 2046 votes by 348 respondents, Poland received 14 (0.7%)

1% Affluent 7  
1% Big 6  
1% Southern 7

Share of votes by group

3% Bulgaria  
2% Austria  
2% Lithuania  
2% Romania  
2% Sweden  
1% Denmark  
1% Italy  
1% Netherlands  
1% Poland  
1% Portugal  
1% Spain

Share of votes by country

■ Top %  
■ 10+ %  
■ 5-9 %  
■ 1-4 %

Rounded results. 0% shares not shown.

# Commitment to Deeper Integration Votes for Poland by Poland

## Q14

“In your opinion, which EU member states are committed to deeper integration or ‘more Europe’?”

- EU
- Big Six ▶
- Founding Six ▶
- Affluent Seven ▶
- Southern Seven ▶
- Visegrád Four ▶

- Austria
- Belgium
- Bulgaria
- Croatia
- Cyprus
- Czech Rep. ▶
- Denmark ▶
- Estonia
- Finland ▶
- France ▶
- Germany ▶
- Greece
- Hungary ▶
- Ireland
- Italy ▶
- Latvia
- Lithuania
- Luxembourg
- Malta
- Netherlands ▶
- Poland ▶**
- Portugal ▶
- Romania
- Slovakia
- Slovenia
- Spain ▶
- Sweden
- UK ▶

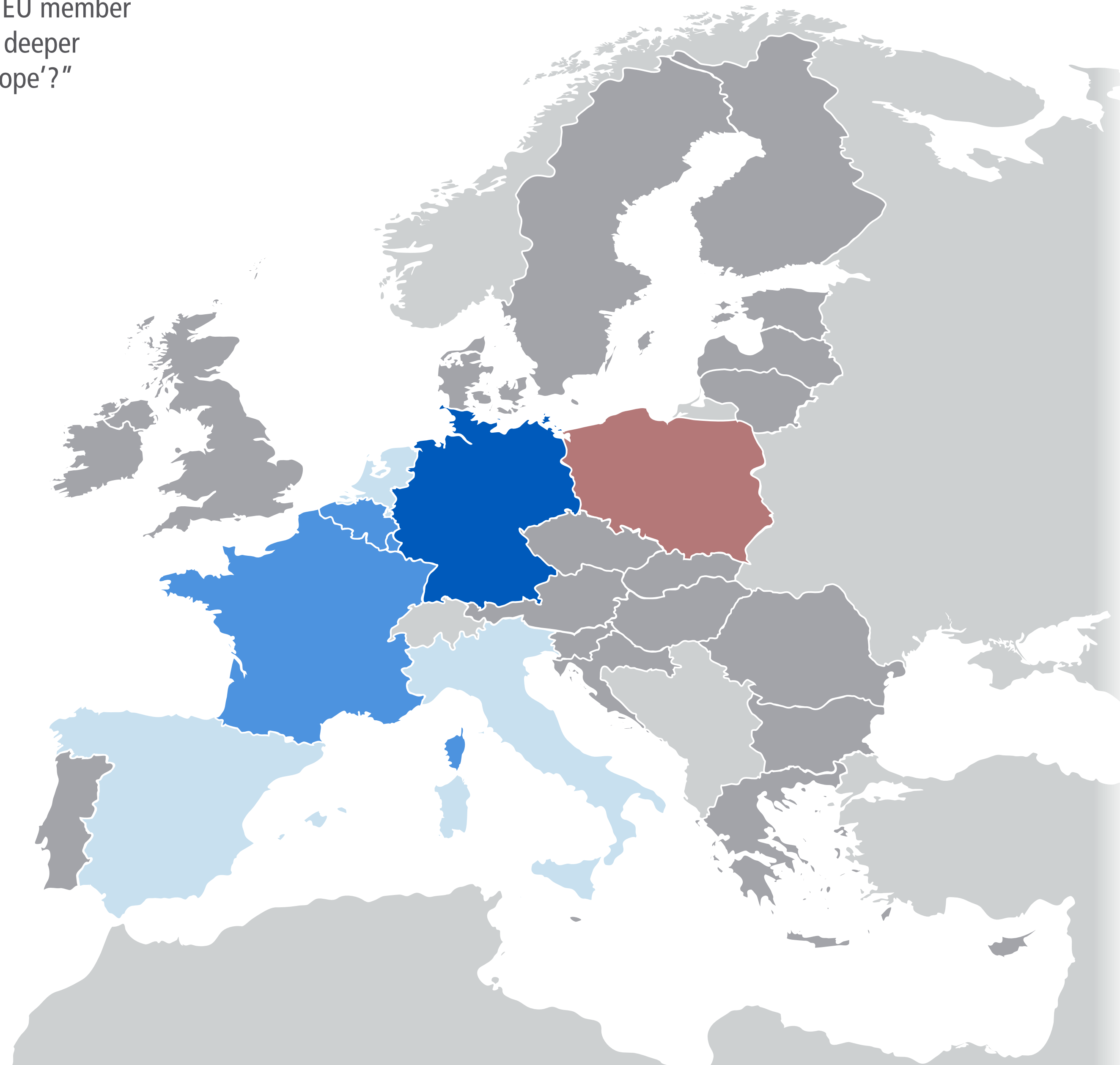
Policies Overview

**Commitment to Deeper Integration**

Importance of Coalitions

Preferred Actor Level

Preferred Actor Level (Public View)



Of 144 votes by 26 respondents, Germany received the most: 23

Share of votes for group	Group
65%	Founding 6
44%	Affluent 7
38%	Big 6
24%	Southern 7
1%	Visegrád 4

Share of votes for country	Country
16%	Germany
13%	Belgium
13%	Luxembourg
10%	France
7%	Netherlands
6%	Italy
5%	Spain
3%	Austria
3%	Estonia
3%	Finland
3%	Portugal
3%	Slovenia
3%	Sweden
2%	Ireland
2%	Romania
1%	Bulgaria
1%	Croatia
1%	Denmark
1%	Latvia
1%	Lithuania
1%	Poland

■ Top %  
■ 10+ %  
■ 5-9 %  
■ 1-4 %

Rounded results. 0% shares not shown.

# Commitment to Deeper Integration Votes for Portugal by Portugal

Q14

“In your opinion, which EU member states are committed to deeper integration or ‘more Europe’?”

- EU
- Big Six ▶
- Founding Six ▶
- Affluent Seven ▶
- Southern Seven ▶
- Visegrád Four ▶

- Austria
- Belgium
- Bulgaria
- Croatia
- Cyprus
- Czech Rep. ▶
- Denmark ▶
- Estonia
- Finland ▶
- France ▶
- Germany ▶
- Greece
- Hungary ▶
- Ireland
- Italy ▶
- Latvia
- Lithuania
- Luxembourg
- Malta
- Netherlands ▶
- Poland ▶
- Portugal ▶**
- Romania
- Slovakia
- Slovenia
- Spain ▶
- Sweden
- UK ▶


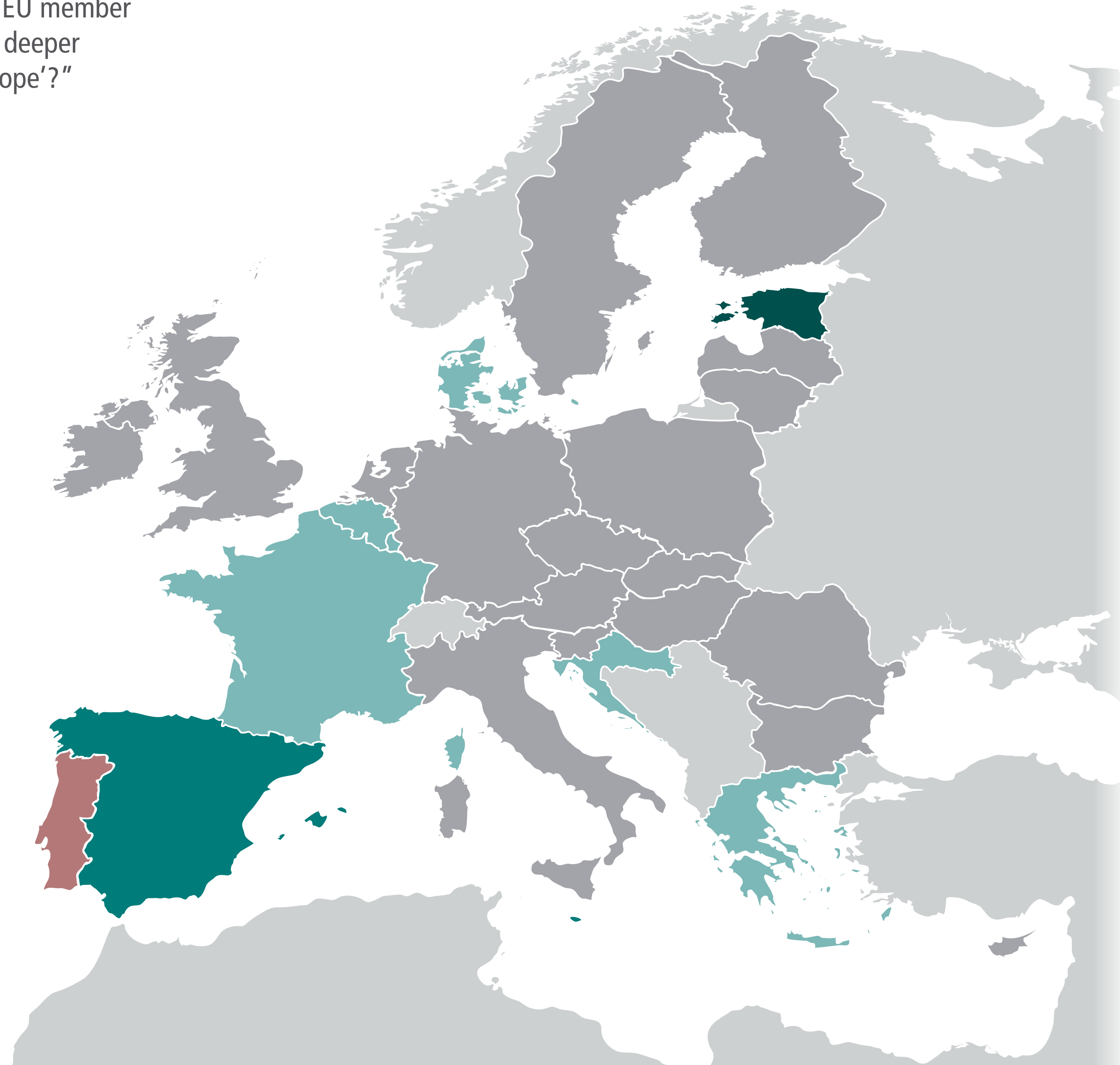
Policies Overview

**Commitment to Deeper Integration**

Importance of Coalitions

Preferred Actor Level

Preferred Actor Level (Public View)



Of 2046 votes by 348 respondents, Portugal received 94 (4.6%)

- 8% Southern 7
- 6% Big 6
- 5% Founding 6
- 4% Affluent 7
- 3% Visegrád 4

Share of votes by group

- 11% Estonia
- 10% Malta
- 10% Spain
- 9% Luxembourg
- 8% France
- 7% Croatia
- 6% Belgium
- 6% Portugal
- 5% Denmark
- 5% Greece
- 4% Czech Rep.
- 4% Finland
- 4% Germany
- 4% Italy
- 4% Romania
- 4% Sweden
- 3% Lithuania
- 3% Poland
- 3% UK
- 2% Hungary
- 2% Slovenia
- 1% Bulgaria
- 1% Netherlands

Share of votes by country

- Top %
- 10+ %
- 5-9 %
- 1-4 %

Rounded results. 0% shares not shown.



# Commitment to Deeper Integration Votes for Portugal by Portugal

## Q14

“In your opinion, which EU member states are committed to deeper integration or ‘more Europe’?”

- EU
- Big Six ▶
- Founding Six ▶
- Affluent Seven ▶
- Southern Seven ▶
- Visegrád Four ▶

- Austria
- Belgium
- Bulgaria
- Croatia
- Cyprus
- Czech Rep. ▶
- Denmark ▶
- Estonia
- Finland ▶
- France ▶
- Germany ▶
- Greece
- Hungary ▶
- Ireland
- Italy ▶
- Latvia
- Lithuania
- Luxembourg
- Malta
- Netherlands ▶
- Poland ▶
- Portugal ▶**
- Romania
- Slovakia
- Slovenia
- Spain ▶
- Sweden
- UK ▶

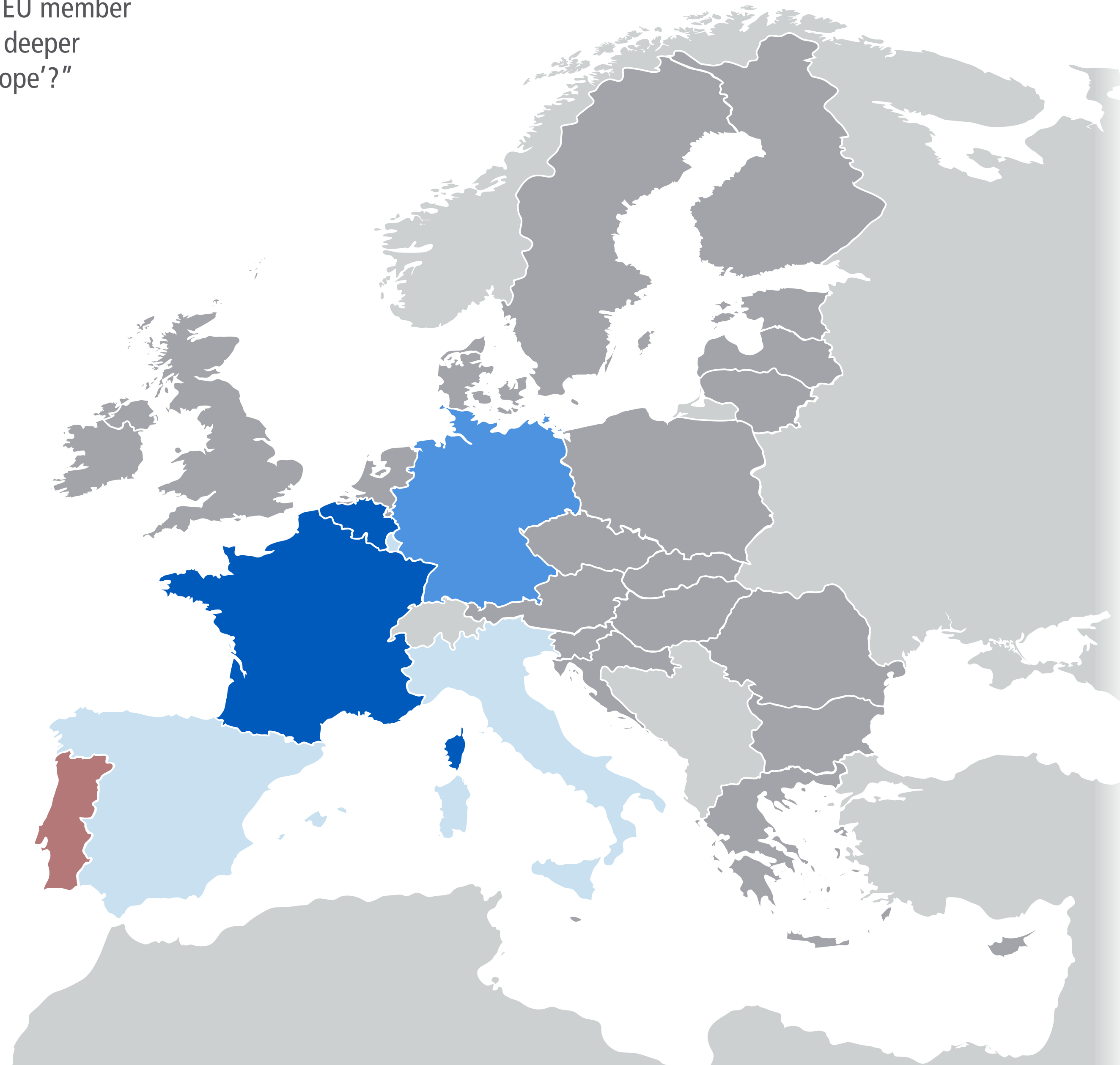
Policies Overview

**Commitment to Deeper Integration**

Importance of Coalitions

Preferred Actor Level

Preferred Actor Level (Public View)



Of 94 votes by 18 respondents, Belgium received the most: 12

Group	Share of votes for group
Founding 6	57%
Big 6	41%
Southern 7	41%
Affluent 7	27%
Visegrád 4	1%

Country	Share of votes for country
Belgium	13%
France	13%
Germany	12%
Italy	9%
Luxembourg	9%
Spain	7%
Portugal	6%
Croatia	3%
Ireland	3%
Netherlands	3%
Bulgaria	2%
Cyprus	2%
Estonia	2%
Greece	2%
Latvia	2%
Lithuania	2%
Malta	2%
Romania	2%
Slovenia	2%
Denmark	1%
Poland	1%
Sweden	1%

- Top %
- 10+ %
- 5-9 %
- 1-4 %

Rounded results. 0% shares not shown.

# Commitment to Deeper Integration Votes for Romania

Q14

“In your opinion, which EU member states are committed to deeper integration or ‘more Europe’?”

- EU
- Big Six ▶
- Founding Six ▶
- Affluent Seven ▶
- Southern Seven ▶
- Visegrád Four ▶

- Austria
- Belgium
- Bulgaria
- Croatia
- Cyprus
- Czech Rep. ▶
- Denmark ▶
- Estonia
- Finland ▶
- France ▶
- Germany ▶
- Greece
- Hungary ▶
- Ireland
- Italy ▶
- Latvia
- Lithuania
- Luxembourg
- Malta
- Netherlands ▶
- Poland ▶
- Portugal ▶
- Romania**
- Slovakia
- Slovenia
- Spain ▶
- Sweden
- UK ▶

Policies Overview

**Commitment to Deeper Integration**

Importance of Coalitions

Preferred Actor Level

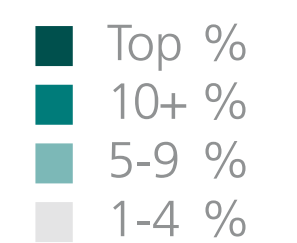
Preferred Actor Level (Public View)



Of 2046 votes by 348 respondents, Romania received 30 (1.5%)

		Share of votes by group
2%	Founding 6	
1%	Affluent 7	
1%	Big 6	
1%	Southern 7	
1%	Visegrád 4	

		Share of votes by country
4%	Bulgaria	
4%	Romania	
3%	Italy	
3%	Lithuania	
3%	Luxembourg	
2%	Austria	
2%	Denmark	
2%	Poland	
2%	Portugal	
2%	Slovenia	
2%	Sweden	
1%	Belgium	
1%	France	
1%	Germany	
1%	Hungary	
1%	Netherlands	



Rounded results. 0% shares not shown.

# Commitment to Deeper Integration Votes for Slovakia

Q14

“In your opinion, which EU member states are committed to deeper integration or ‘more Europe’?”

EU  
 Big Six ▶  
 Founding Six ▶

Affluent Seven ▶  
 Southern Seven ▶  
 Visegrád Four ▶

Austria  
 Belgium  
 Bulgaria  
 Croatia  
 Cyprus  
 Czech Rep. ▶  
 Denmark ▶  
 Estonia  
 Finland ▶  
 France ▶  
 Germany ▶  
 Greece  
 Hungary ▶  
 Ireland

Italy ▶  
 Latvia  
 Lithuania  
 Luxembourg  
 Malta  
 Netherlands ▶  
 Poland ▶  
 Portugal ▶  
 Romania  
**Slovakia**  
 Slovenia  
 Spain ▶  
 Sweden  
 UK ▶

Policies Overview

**Commitment to Deeper Integration**

Importance of Coalitions

Preferred Actor Level

Preferred Actor Level (Public View)



Of 2046 votes by 348 respondents, Slovakia received 16 (0.8%)

1% Affluent 7  
 1% Big 6  
 1% Founding 6  
 1% Visegrád 4

Share of votes by group

5% Slovakia  
 3% Czech Rep.  
 2% Germany  
 2% Lithuania  
 2% Sweden  
 1% Belgium  
 1% Denmark  
 1% France  
 1% Hungary  
 1% Italy  
 1% Netherlands

Share of votes by country

■ Top %  
 ■ 10+ %  
 ■ 5-9 %  
 ■ 1-4 %

Rounded results. 0% shares not shown.

# Commitment to Deeper Integration Votes for Slovenia

Q14

“In your opinion, which EU member states are committed to deeper integration or ‘more Europe’?”

EU  
 Big Six ▶  
 Founding Six ▶

Affluent Seven ▶  
 Southern Seven ▶  
 Visegrád Four ▶

Austria  
 Belgium  
 Bulgaria  
 Croatia  
 Cyprus  
 Czech Rep. ▶  
 Denmark ▶  
 Estonia  
 Finland ▶  
 France ▶  
 Germany ▶  
 Greece  
 Hungary ▶  
 Ireland

Italy ▶  
 Latvia  
 Lithuania  
 Luxembourg  
 Malta  
 Netherlands ▶  
 Poland ▶  
 Portugal ▶  
 Romania  
 Slovakia  
**Slovenia**  
 Spain ▶  
 Sweden  
 UK ▶


Policies Overview

**Commitment to Deeper Integration**

Importance of Coalitions

Preferred Actor Level

Preferred Actor Level (Public View)



Of 2046 votes by 348 respondents, Slovenia received 40 (2%)

3% Visegrád 4  
 2% Affluent 7  
 2% Big 6  
 2% Founding 6  
 1% Southern 7

Share of votes by group

10% Malta  
 8% Slovenia  
 4% Czech Rep.  
 3% Bulgaria  
 3% Hungary  
 3% Luxembourg  
 3% Netherlands  
 3% Poland  
 3% UK  
 2% Austria  
 2% Denmark  
 2% Germany  
 2% Italy  
 2% Lithuania  
 2% Portugal  
 2% Sweden  
 1% Belgium  
 1% France

Share of votes by country

■ Top %  
 ■ 10+ %  
 ■ 5-9 %  
 ■ 1-4 %

Rounded results. 0% shares not shown.

# Commitment to Deeper Integration Votes for Spain by Spain

Q14

“In your opinion, which EU member states are committed to deeper integration or ‘more Europe’?”

- EU
- Big Six ▶
- Founding Six ▶
- Affluent Seven ▶
- Southern Seven ▶
- Visegrád Four ▶

- Austria
- Belgium
- Bulgaria
- Croatia
- Cyprus
- Czech Rep. ▶
- Denmark ▶
- Estonia
- Finland ▶
- France ▶
- Germany ▶
- Greece
- Hungary ▶
- Ireland
- Italy ▶
- Latvia
- Lithuania
- Luxembourg
- Malta
- Netherlands ▶
- Poland ▶
- Portugal ▶
- Romania
- Slovakia
- Slovenia
- Spain ▶**
- Sweden
- UK ▶


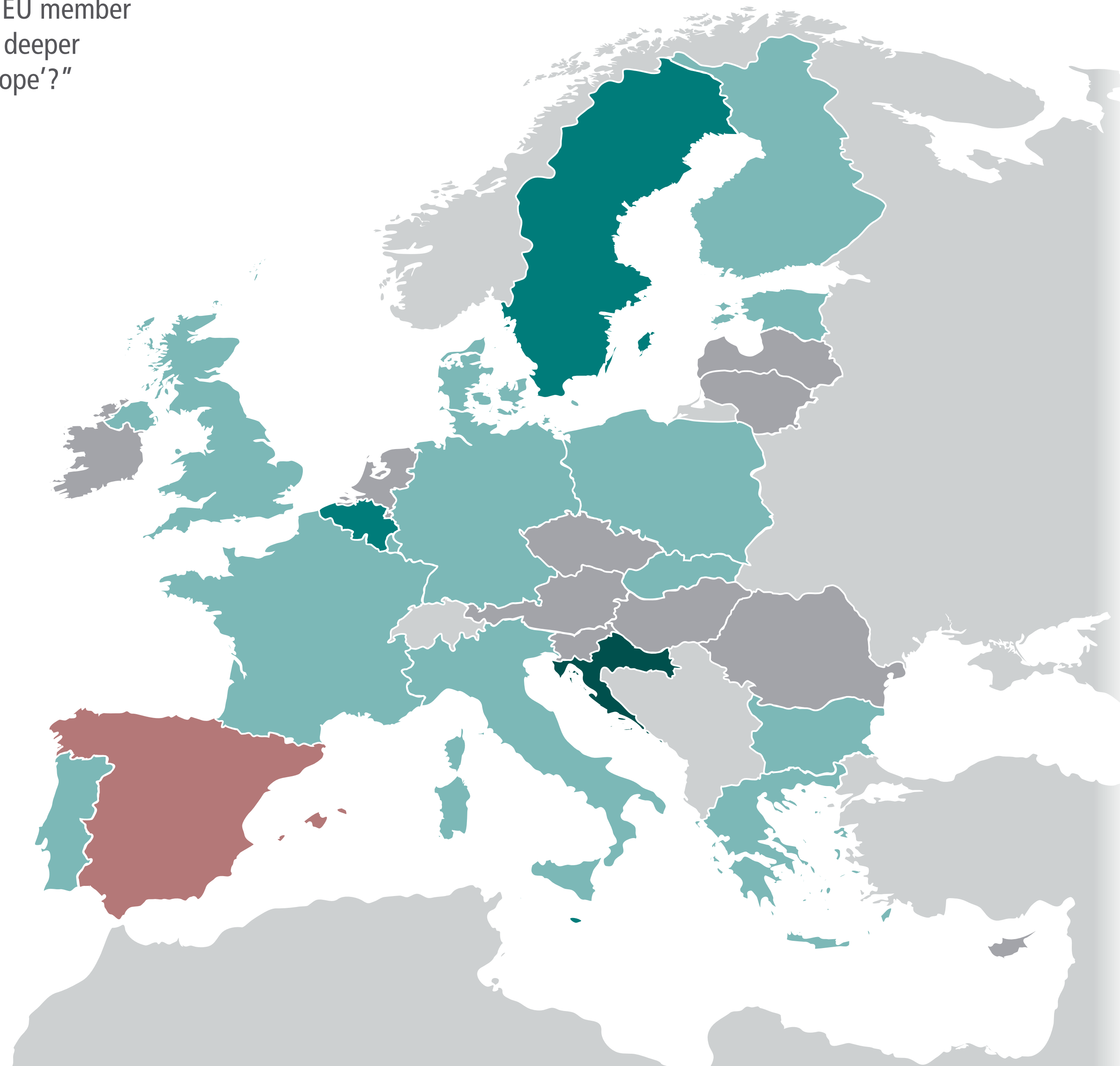
Policies Overview

**Commitment to Deeper Integration**

Importance of Coalitions

Preferred Actor Level

Preferred Actor Level (Public View)



Of 2046 votes by 348 respondents, Spain received 129 (6.3%)

Share of votes by group	
9%	Southern 7
8%	Big 6
8%	Founding 6
7%	Affluent 7
4%	Visegrád 4

Share of votes by country	
14%	Croatia
10%	Belgium
10%	Malta
10%	Spain
10%	Sweden
9%	Italy
9%	Luxembourg
8%	France
7%	Bulgaria
7%	Finland
7%	Portugal
7%	UK
6%	Denmark
6%	Estonia
6%	Germany
5%	Greece
5%	Poland
5%	Slovakia
4%	Hungary
4%	Latvia
3%	Czech Rep.
3%	Lithuania
3%	Netherlands
2%	Austria
2%	Romania
2%	Slovenia

Rounded results. 0% shares not shown.

# Commitment to Deeper Integration Votes for Spain by Spain

## Q14

“In your opinion, which EU member states are committed to deeper integration or ‘more Europe’?”

- EU
- Big Six ▶
- Founding Six ▶
- Affluent Seven ▶
- Southern Seven ▶
- Visegrád Four ▶

- Austria
- Belgium
- Bulgaria
- Croatia
- Cyprus
- Czech Rep. ▶
- Denmark ▶
- Estonia
- Finland ▶
- France ▶
- Germany ▶
- Greece
- Hungary ▶
- Ireland
- Italy ▶
- Latvia
- Lithuania
- Luxembourg
- Malta
- Netherlands ▶
- Poland ▶
- Portugal ▶
- Romania
- Slovakia
- Slovenia
- Spain ▶**
- Sweden
- UK ▶

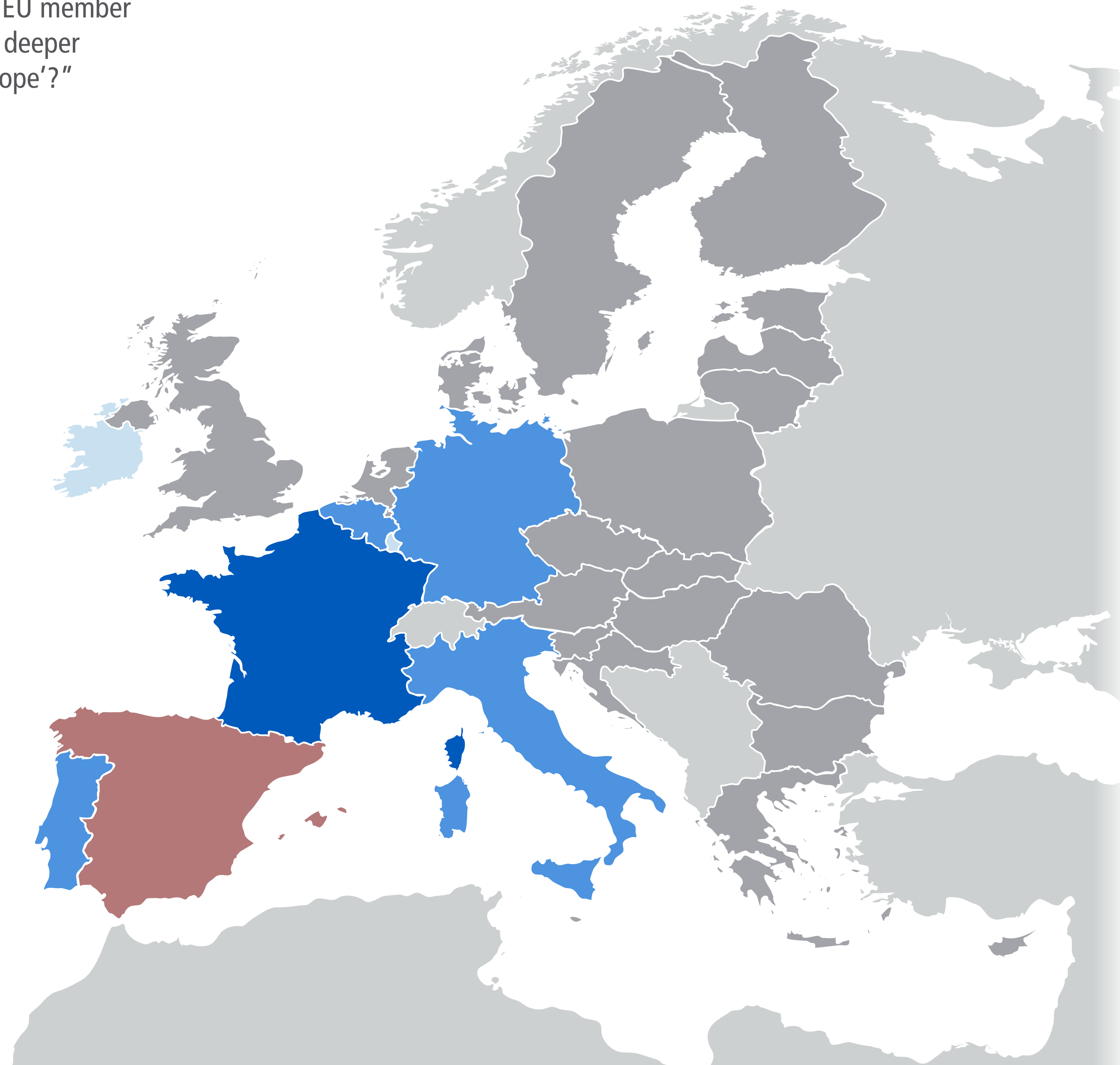
Policies Overview

**Commitment to Deeper Integration**

Importance of Coalitions

Preferred Actor Level

Preferred Actor Level (Public View)



Of 145 votes by 29 respondents, France received the most: 22

Group	Share of votes for group
Founding 6	61%
Big 6	52%
Southern 7	51%
Affluent 7	25%
Visegrád 4	1%

Country	Share of votes for country
France	22%
Germany	15%
Belgium	13%
Italy	12%
Portugal	12%
Spain	10%
Luxembourg	10%
Ireland	8%
Greece	6%
Austria	3%
Croatia	2%
Denmark	1%
Estonia	1%
Hungary	1%
Latvia	1%
Netherlands	1%
Poland	1%
Sweden	1%
UK	1%

- Top %
- 10+ %
- 5-9 %
- 1-4 %

Rounded results. 0% shares not shown.

# Commitment to Deeper Integration Votes for Sweden

Q14

“In your opinion, which EU member states are committed to deeper integration or ‘more Europe’?”

- EU
- Big Six ▶
- Founding Six ▶
- Affluent Seven ▶
- Southern Seven ▶
- Visegrád Four ▶

- Austria
- Belgium
- Bulgaria
- Croatia
- Cyprus
- Czech Rep. ▶
- Denmark ▶
- Estonia
- Finland ▶
- France ▶
- Germany ▶
- Greece
- Hungary ▶
- Ireland
- Italy ▶
- Latvia
- Lithuania
- Luxembourg
- Malta
- Netherlands ▶
- Poland ▶
- Portugal ▶
- Romania
- Slovakia
- Slovenia
- Spain ▶
- Sweden**
- UK ▶


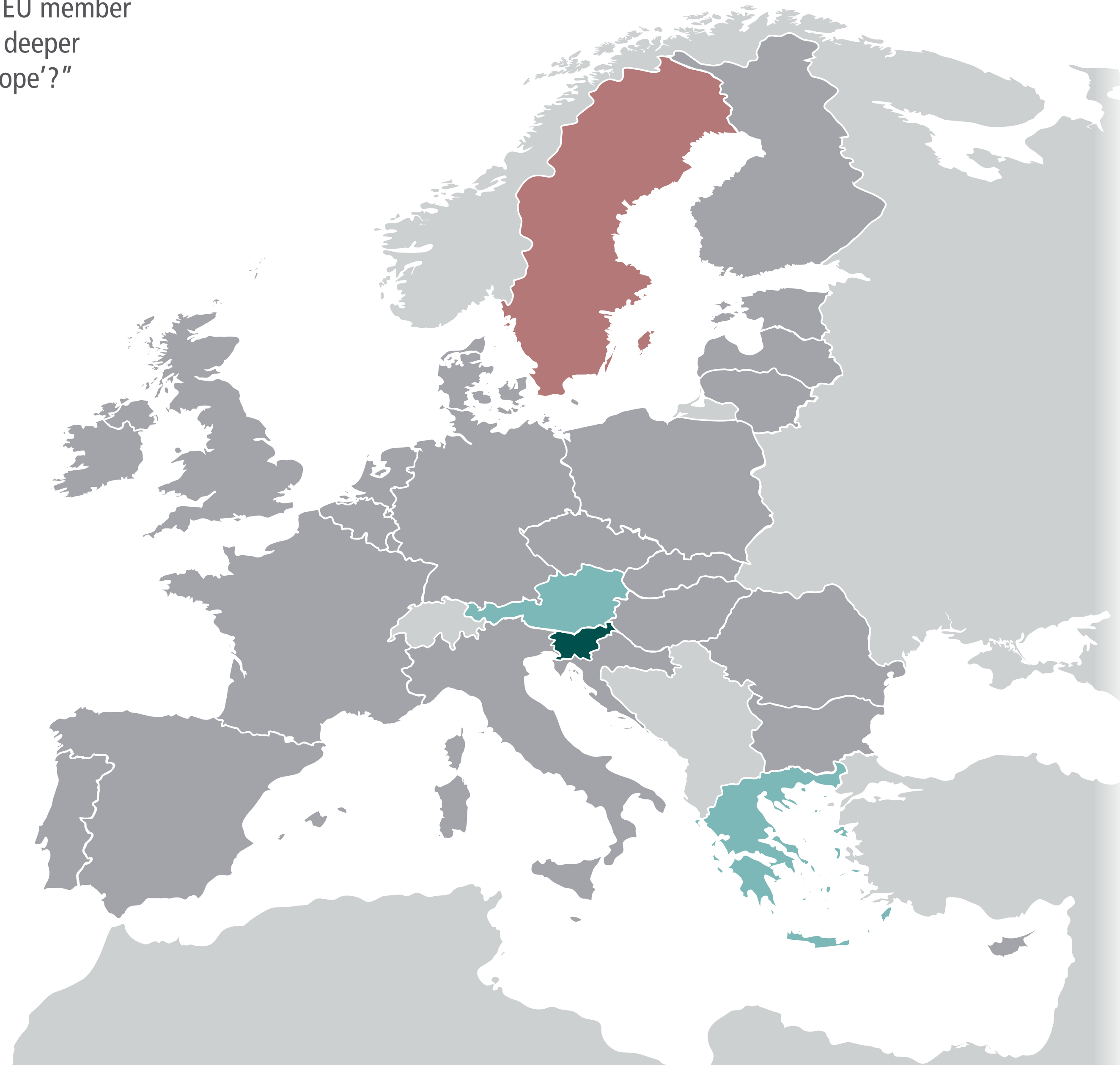
Policies Overview

**Commitment to Deeper Integration**

Importance of Coalitions

Preferred Actor Level

Preferred Actor Level (Public View)



Of 2046 votes by 348 respondents, Sweden received 46 (2.2%)

Share of votes by group
3% Visegrád 4
2% Affluent 7
2% Big 6
2% Founding 6
2% Southern 7

Share of votes by country
6% Slovenia
5% Austria
5% Greece
4% Hungary
4% Latvia
4% Netherlands
4% Romania
3% Czech Rep.
3% Italy
3% Poland
2% Denmark
2% Finland
2% France
2% Lithuania
2% Sweden
1% Belgium
1% Bulgaria
1% Germany
1% Portugal
1% Spain

- Top %
- 10+ %
- 5-9 %
- 1-4 %

Rounded results. 0% shares not shown.

# Commitment to Deeper Integration Votes for UK by UK

Q14

“In your opinion, which EU member states are committed to deeper integration or ‘more Europe’?”

- EU
- Big Six ▶
- Founding Six ▶
- Affluent Seven ▶
- Southern Seven ▶
- Visegrád Four ▶

- Austria
- Belgium
- Bulgaria
- Croatia
- Cyprus
- Czech Rep. ▶
- Denmark ▶
- Estonia
- Finland ▶
- France ▶
- Germany ▶
- Greece
- Hungary ▶
- Ireland
- Italy ▶
- Latvia
- Lithuania
- Luxembourg
- Malta
- Netherlands ▶
- Poland ▶
- Portugal ▶
- Romania
- Slovakia
- Slovenia
- Spain ▶
- Sweden
- UK ▶**

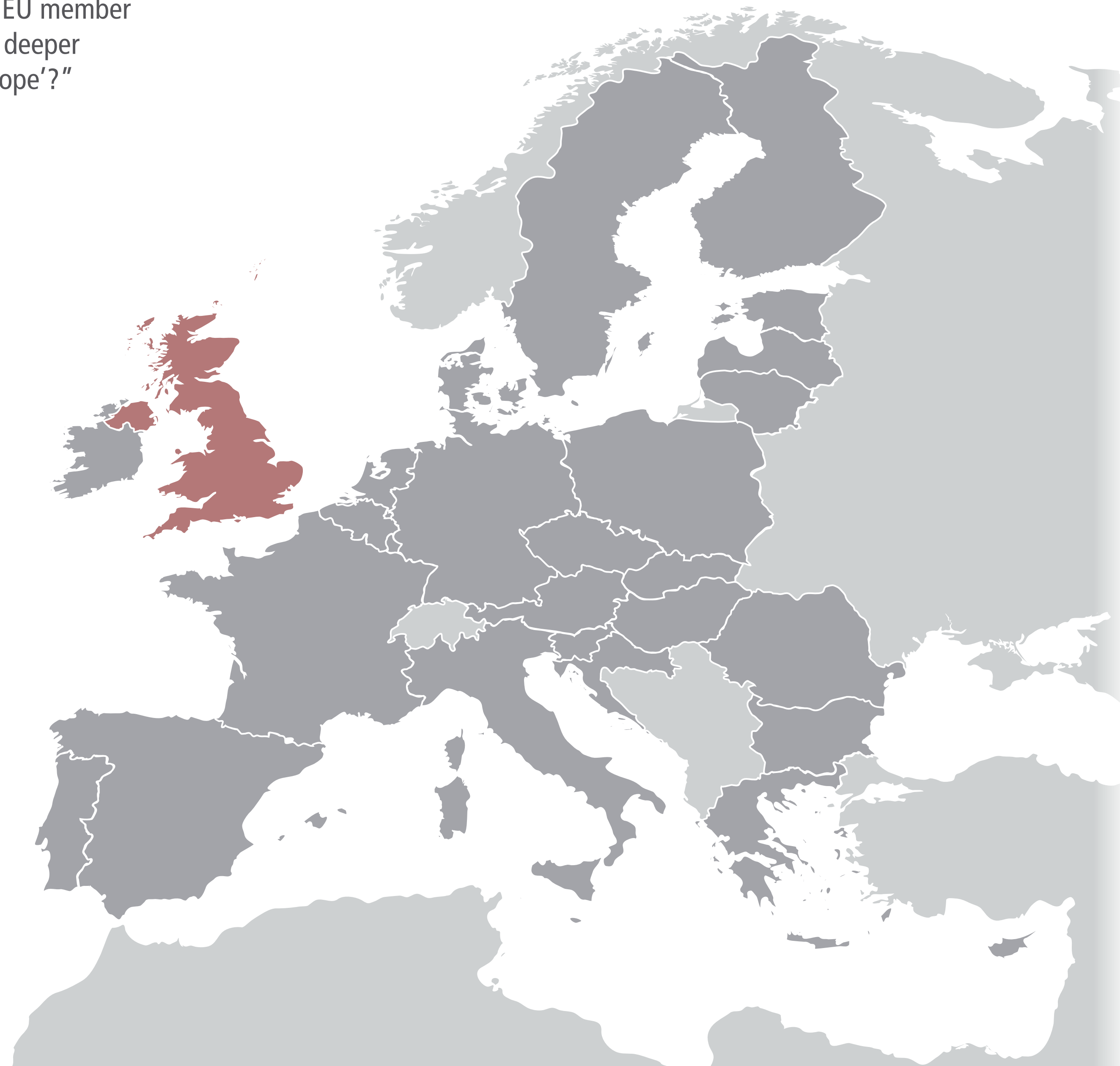
Policies Overview

**Commitment to Deeper Integration**

Importance of Coalitions

Preferred Actor Level

Preferred Actor Level (Public View)



Of 2046 votes by 348 respondents, UK received 3 (0.1%)

Share of votes by group

1% Denmark  
1% Italy  
1% Spain

Share of votes by country

Top %  
10+ %  
5-9 %  
1-4 %

Rounded results. 0% shares not shown.



UK



Design

Findings

Chapters

Preferences

Influence

Partners

**Policies**

ecfr.eu/eucoalitionexplorer



# Commitment to Deeper Integration Votes for UK by UK

## Q14

“In your opinion, which EU member states are committed to deeper integration or ‘more Europe’?”

- EU
- Big Six ▶
- Founding Six ▶
- Affluent Seven ▶
- Southern Seven ▶
- Visegrád Four ▶

- Austria
- Belgium
- Bulgaria
- Croatia
- Cyprus
- Czech Rep. ▶
- Denmark ▶
- Estonia
- Finland ▶
- France ▶
- Germany ▶
- Greece
- Hungary ▶
- Ireland
- Italy ▶
- Latvia
- Lithuania
- Luxembourg
- Malta
- Netherlands ▶
- Poland ▶
- Portugal ▶
- Romania
- Slovakia
- Slovenia
- Spain ▶
- Sweden
- UK ▶**

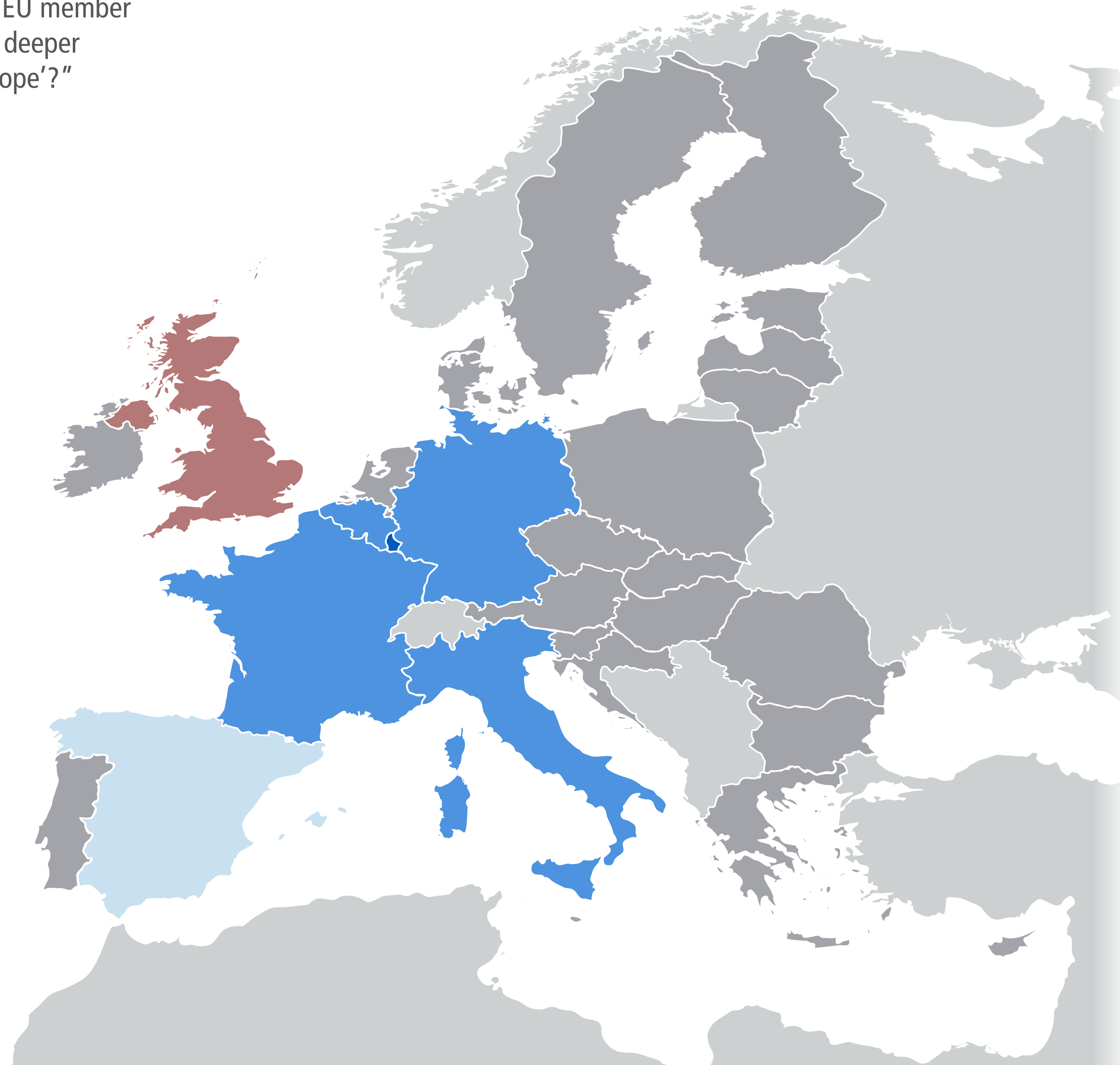
Policies Overview

**Commitment to Deeper Integration**

Importance of Coalitions

Preferred Actor Level

Preferred Actor Level (Public View)



Of 58 votes by 12 respondents, Luxembourg received the most: 11

71%	Founding 6	Share of votes for group
43%	Big 6	
40%	Southern 7	
34%	Affluent 7	

19%	Luxembourg	Share of votes for country
16%	Belgium	
14%	France	
12%	Italy	
10%	Germany	
7%	Spain	
3%	Estonia	
3%	Portugal	
3%	Slovenia	
2%	Bulgaria	
2%	Croatia	
2%	Greece	
2%	Ireland	
2%	Latvia	
2%	Lithuania	
2%	Malta	

- Top %
- 10+ %
- 5-9 %
- 1-4 %

Rounded results. 0% shares not shown.



UK



Design

Findings

Chapters

Preferences

Influence

Partners

**Policies**

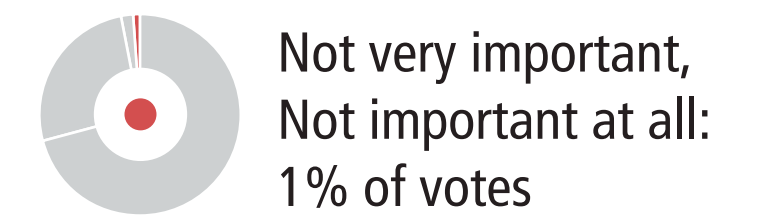
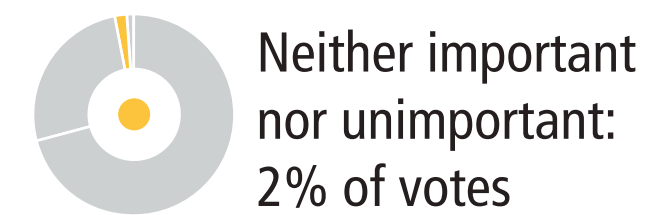
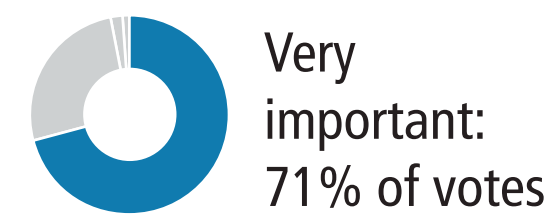
[ecfr.eu/eucoalitionexplorer](http://ecfr.eu/eucoalitionexplorer)

# Importance of Coalitions

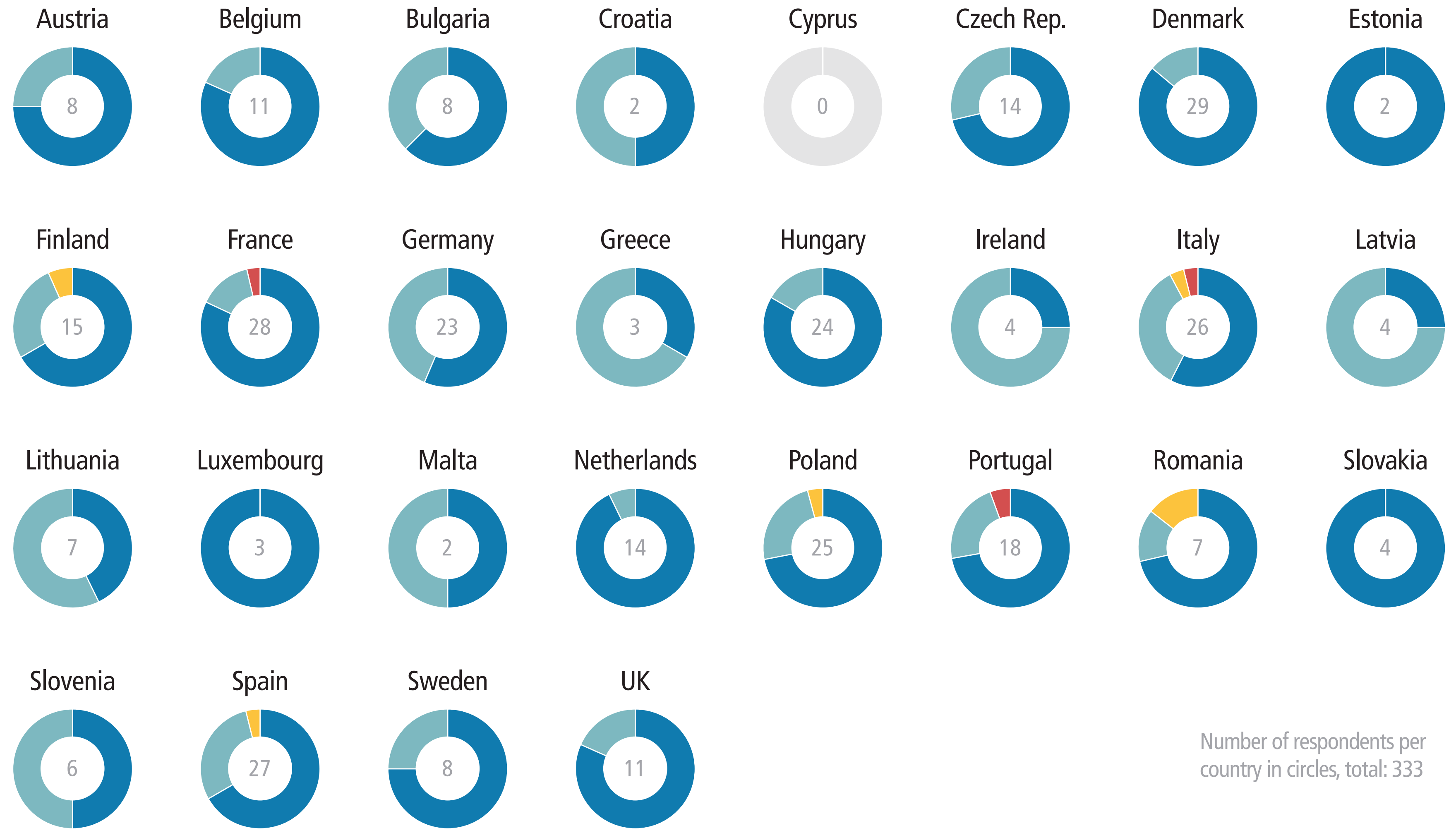
## Votes total EU

Q15

“Overall, how important are coalitions between member states to get thing done in the EU?”



- Countries
- EU



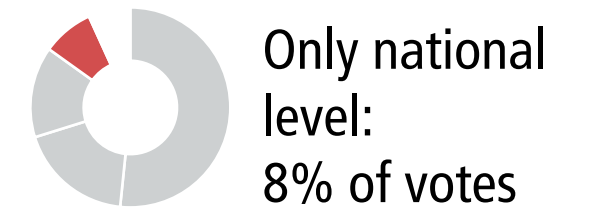
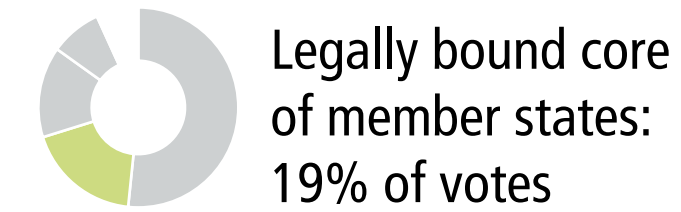
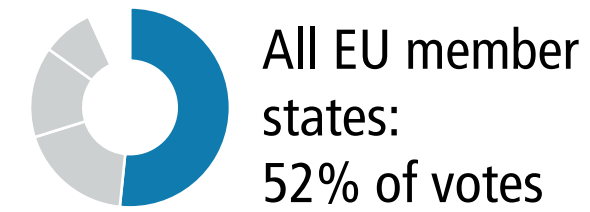
- Policies Overview
- Commitment to Deeper Integration
- Importance of Coalitions**
- Preferred Actor Level
- Preferred Actor Level (Public View)

Number of respondents per country in circles, total: 333

# Preferred Actor Level Votes total EU

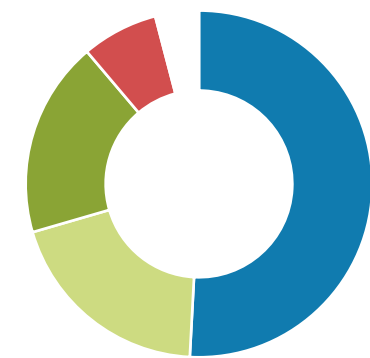
## Q16

“What actor level would your country prefer for the following list of policy projects?”

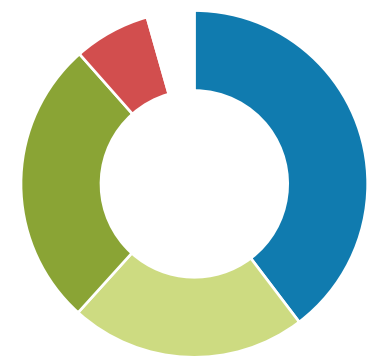


Countries	Policies
EU	Affluent Seven
Big Six	Southern Seven
Founding Six	Visegrád Four
Austria	Italy
Belgium	Latvia
Bulgaria	Lithuania
Croatia	Luxembourg
Cyprus	Malta
Czech Rep.	Netherlands
Denmark	Poland
Estonia	Portugal
Finland	Romania
France	Slovakia
Germany	Slovenia
Greece	Spain
Hungary	Sweden
Ireland	UK

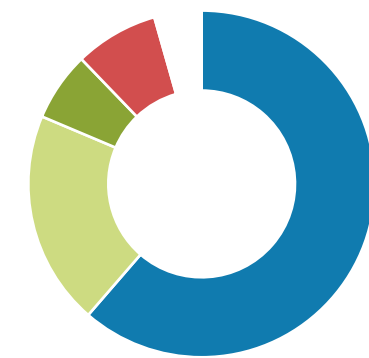
Integrated foreign and security policy ↗



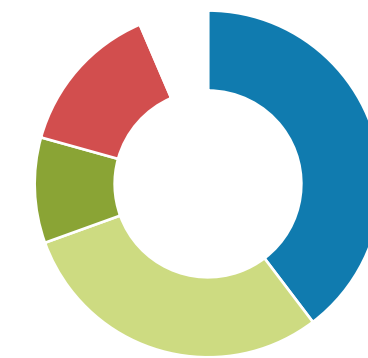
Common defense structures ↗



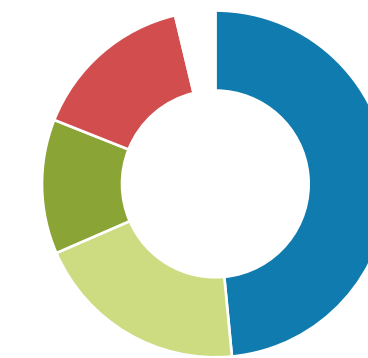
Common border police and coast guard ↗



Common policy in justice & home affairs ↗



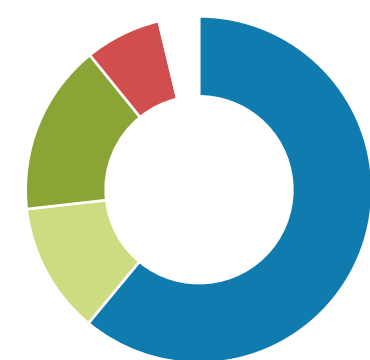
Common immigration and asylum policy ↗



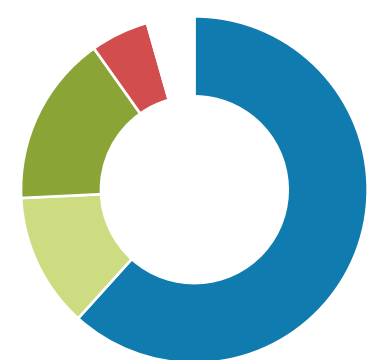
Common development assistance p. ↗



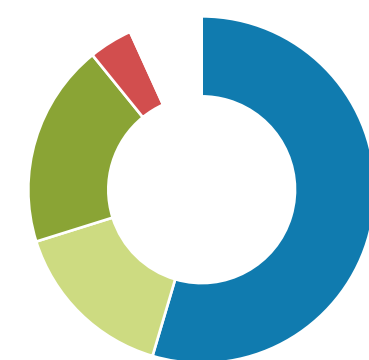
Common Russia policy ↗



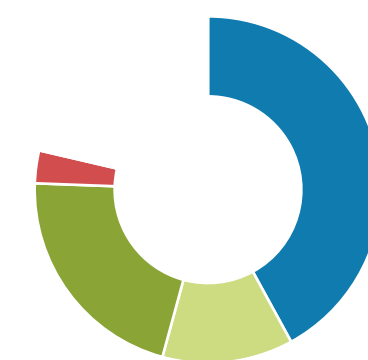
Common Ukraine policy ↗



Common Syria policy ↗



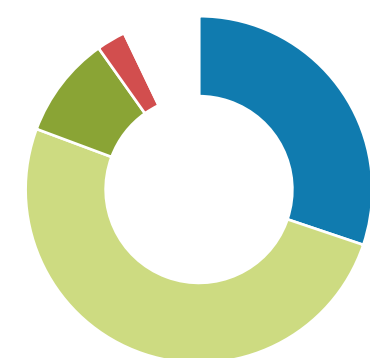
Common MENA policy ↗



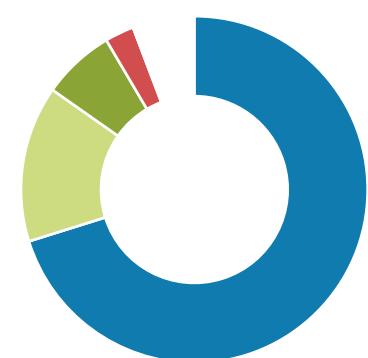
Common China policy ↗



Better governance for the eurozone ↗



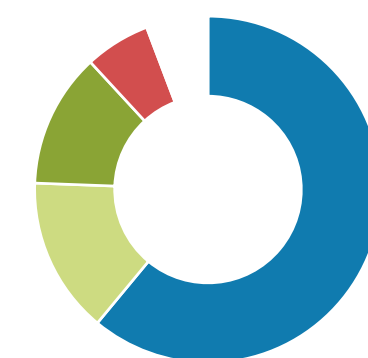
Fully completed single market ↗



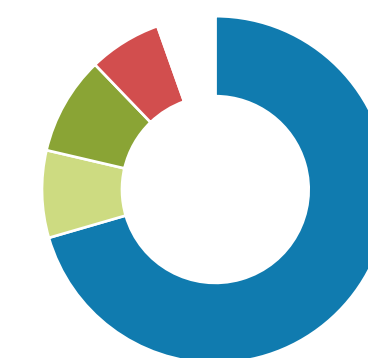
Common social policy ↗



Common energy policy ↗



Single climate policy ↗



- Policies Overview
- Commitment to Deeper Integration
- Importance of Coalitions
- Preferred Actor Level**
- Preferred Actor Level (Public View)

Number of respondents: 295. Share of 'Don't know' votes shown by open circles

# Preferred Actor Level Votes by Big Six

Q16

“What actor level would your country prefer for the following list of policy projects?”



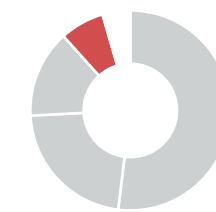
All EU member states:  
52% of votes



Legally bound core of member states:  
22% of votes



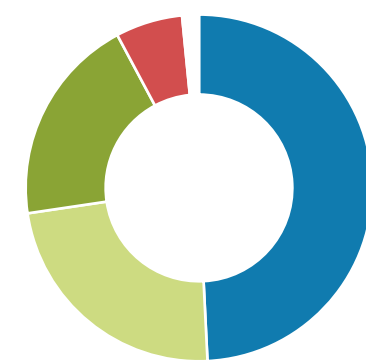
Coalition of member states:  
14% of votes



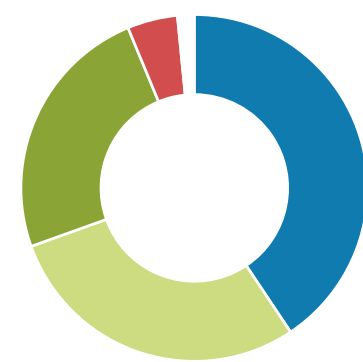
Only national level:  
7% of votes

Countries	Policies
EU	Affluent Seven
Big Six	Southern Seven
Founding Six	Visegrád Four
Austria	Italy
Belgium	Latvia
Bulgaria	Lithuania
Croatia	Luxembourg
Cyprus	Malta
Czech Rep.	Netherlands
Denmark	Poland
Estonia	Portugal
Finland	Romania
France	Slovakia
Germany	Slovenia
Greece	Spain
Hungary	Sweden
Ireland	UK

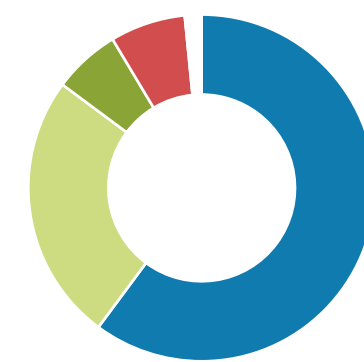
Integrated foreign and security policy ↗



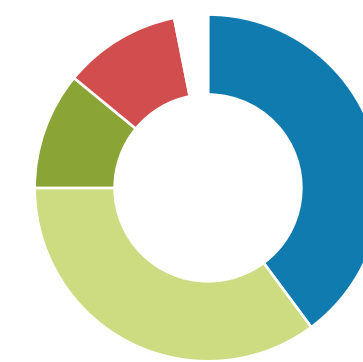
Common defense structures ↗



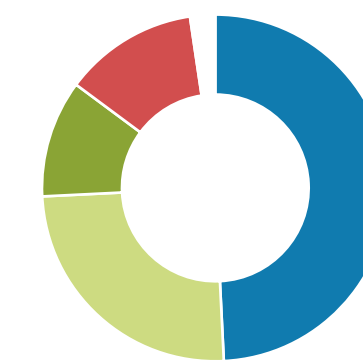
Common border police and coast guard ↗



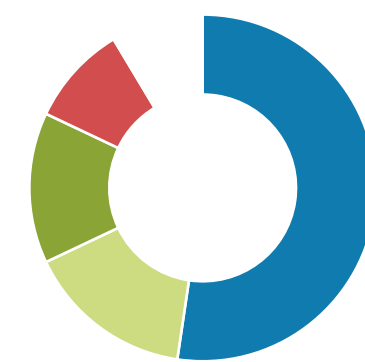
Common policy in justice & home affairs ↗



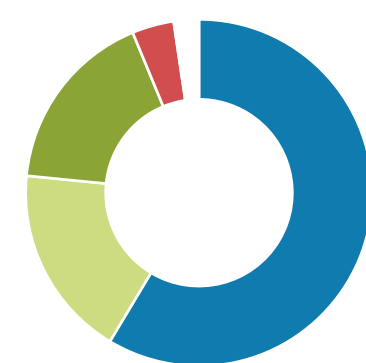
Common immigration and asylum policy ↗



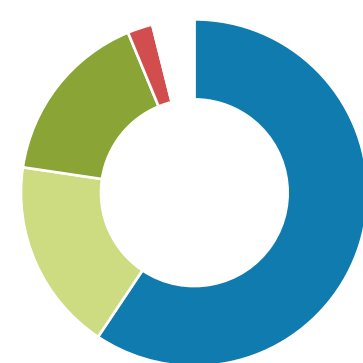
Common development assistance p. ↗



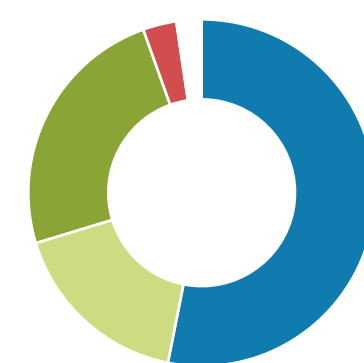
Common Russia policy ↗



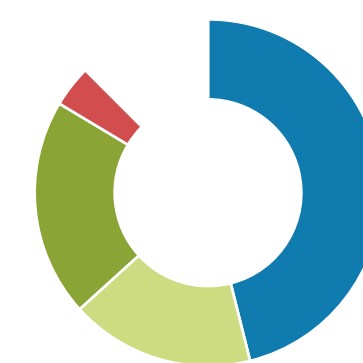
Common Ukraine policy ↗



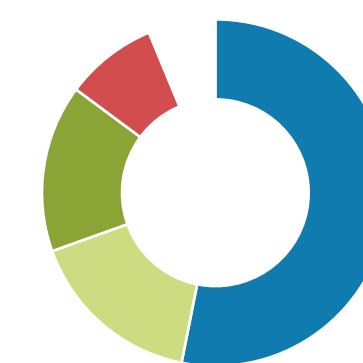
Common Syria policy ↗



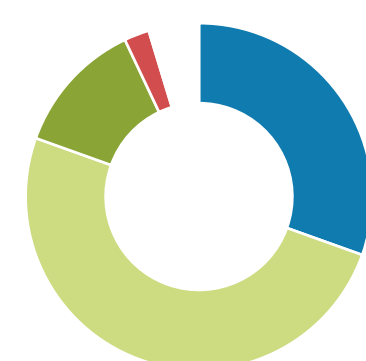
Common MENA policy ↗



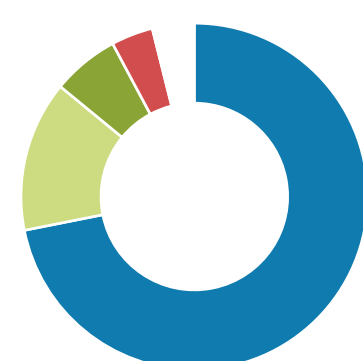
Common China policy ↗



Better governance for the eurozone ↗



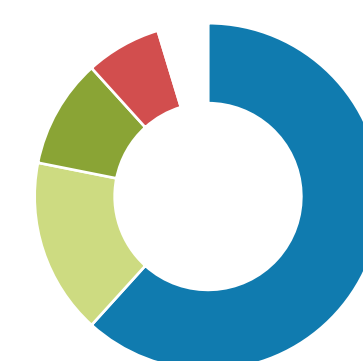
Fully completed single market ↗



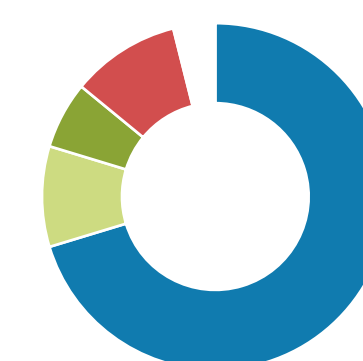
Common social policy ↗



Common energy policy ↗



Single climate policy ↗



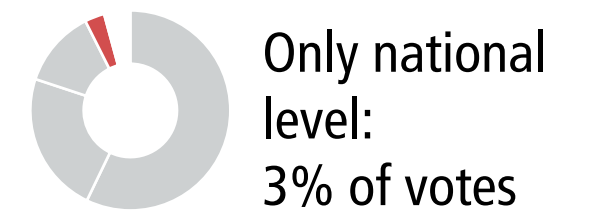
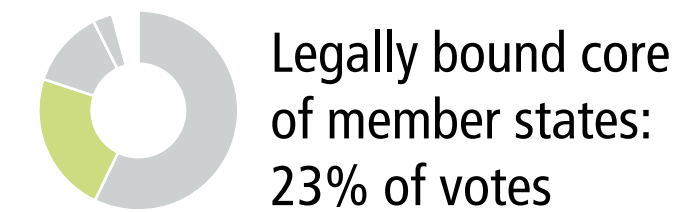
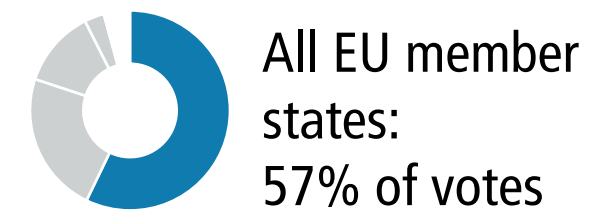
- Policies Overview
- Commitment to Deeper Integration
- Importance of Coalitions
- Preferred Actor Level**
- Preferred Actor Level (Public View)

Number of respondents: 128. Share of 'Don't know' votes shown by open circles

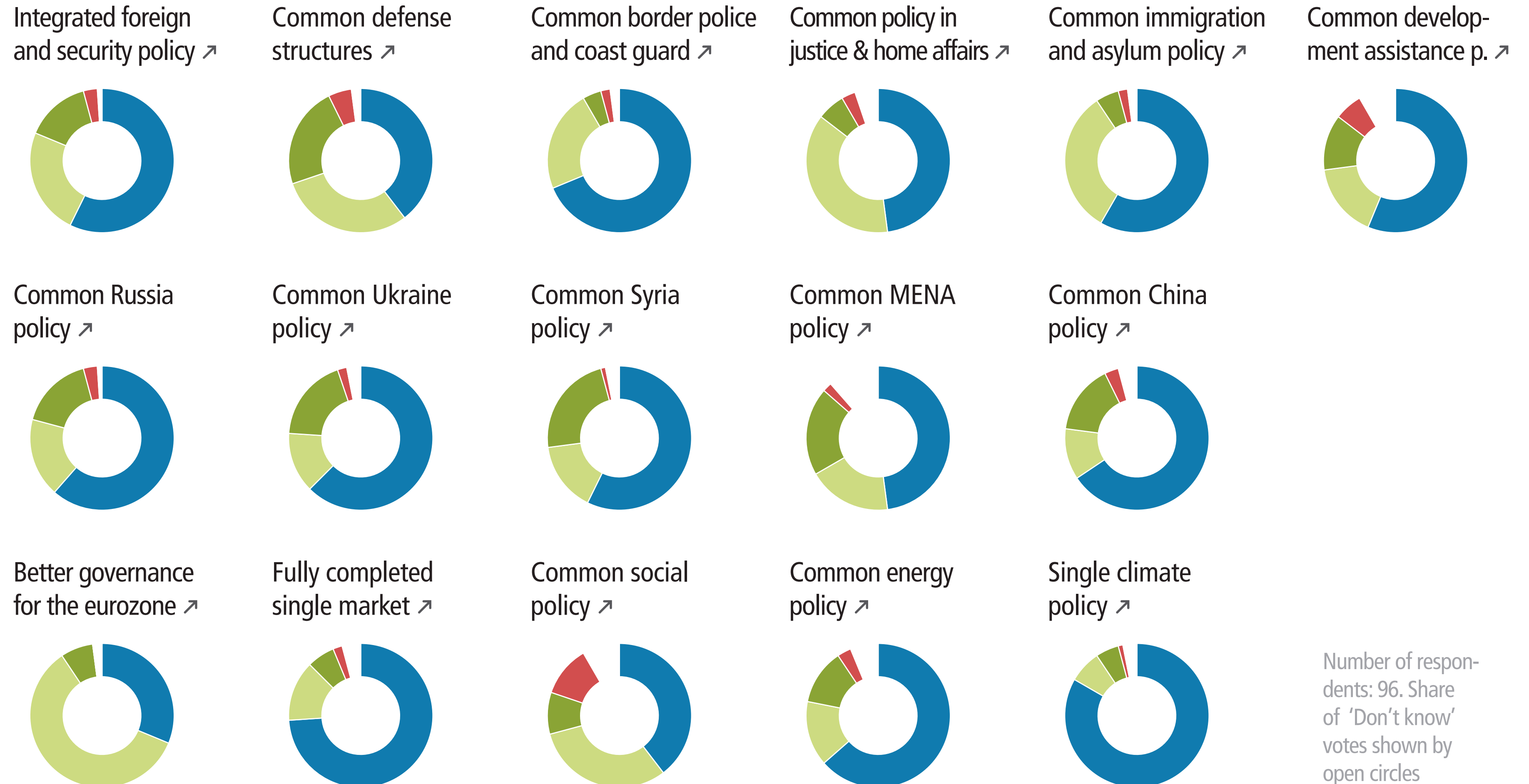
# Preferred Actor Level Votes by Founding Six

## Q16

“What actor level would your country prefer for the following list of policy projects?”



Countries	Policies
EU	Affluent Seven
Big Six	Southern Seven
Founding Six	Visegrád Four
Austria	Italy
Belgium	Latvia
Bulgaria	Lithuania
Croatia	Luxembourg
Cyprus	Malta
Czech Rep.	Netherlands
Denmark	Poland
Estonia	Portugal
Finland	Romania
France	Slovakia
Germany	Slovenia
Greece	Spain
Hungary	Sweden
Ireland	UK



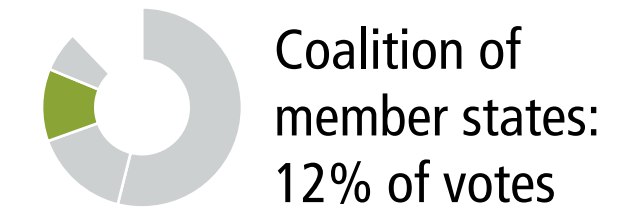
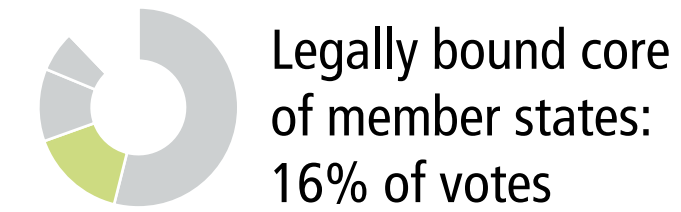
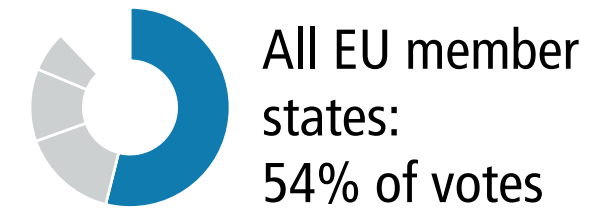
Number of respondents: 96. Share of 'Don't know' votes shown by open circles

- Policies Overview
- Commitment to Deeper Integration
- Importance of Coalitions
- Preferred Actor Level**
- Preferred Actor Level (Public View)

# Preferred Actor Level Votes by Affluent Seven

Q16

“What actor level would your country prefer for the following list of policy projects?”



Countries	Policies
EU	Affluent Seven
Big Six	Southern Seven
Founding Six	Visegrád Four
Austria	Italy
Belgium	Latvia
Bulgaria	Lithuania
Croatia	Luxembourg
Cyprus	Malta
Czech Rep.	Netherlands
Denmark	Poland
Estonia	Portugal
Finland	Romania
France	Slovakia
Germany	Slovenia
Greece	Spain
Hungary	Sweden
Ireland	UK

Integrated foreign and security policy ↗



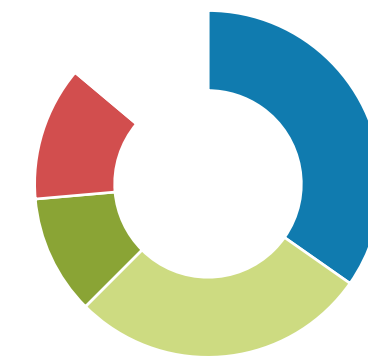
Common defense structures ↗



Common border police and coast guard ↗



Common policy in justice & home affairs ↗



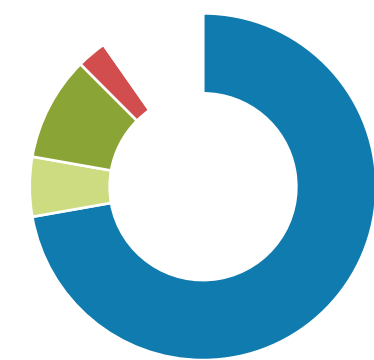
Common immigration and asylum policy ↗



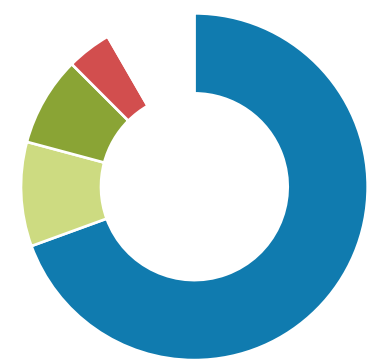
Common development assistance p. ↗



Common Russia policy ↗



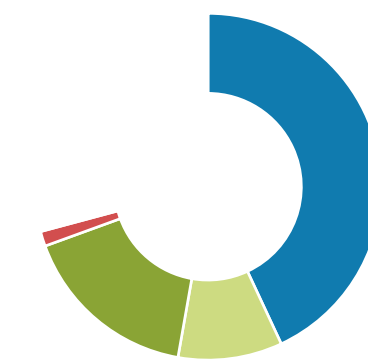
Common Ukraine policy ↗



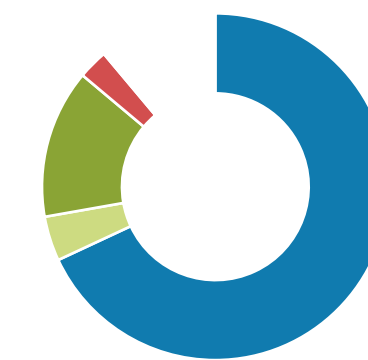
Common Syria policy ↗



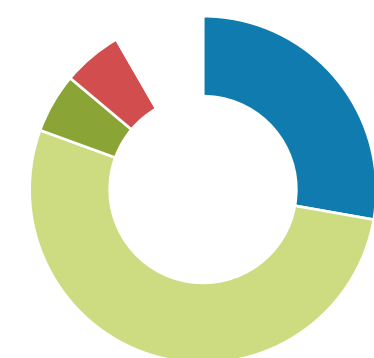
Common MENA policy ↗



Common China policy ↗



Better governance for the eurozone ↗



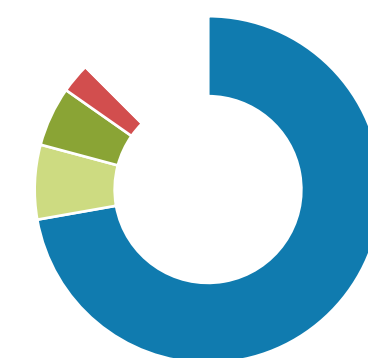
Fully completed single market ↗



Common social policy ↗



Common energy policy ↗



Single climate policy ↗



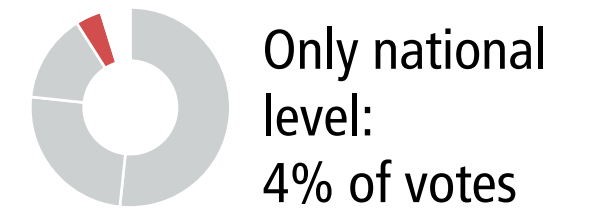
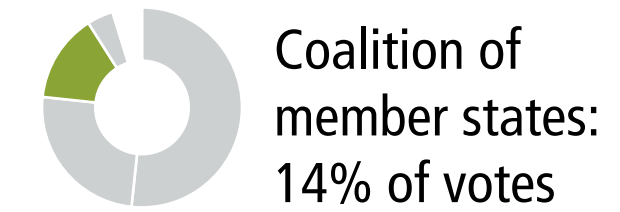
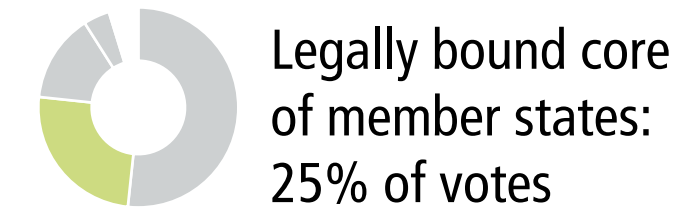
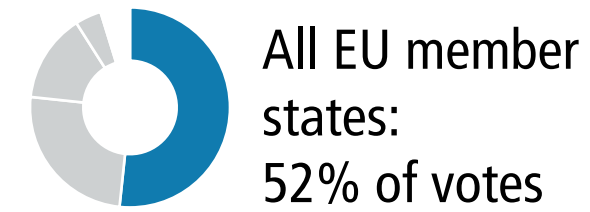
- Policies Overview
- Commitment to Deeper Integration
- Importance of Coalitions
- Preferred Actor Level**
- Preferred Actor Level (Public View)

Number of respondents: 72. Share of 'Don't know' votes shown by open circles

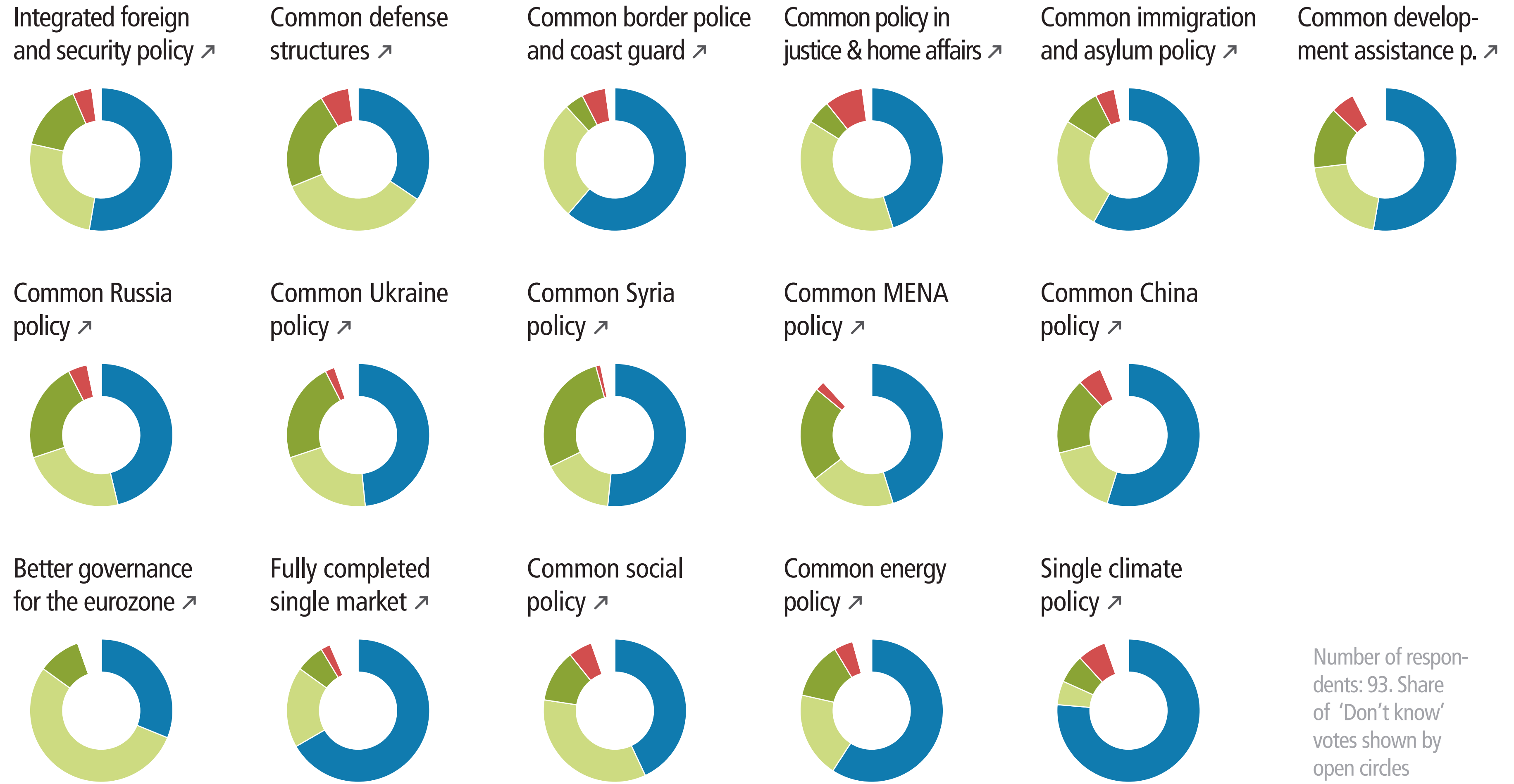
# Preferred Actor Level Votes by Southern Seven

Q16

“What actor level would your country prefer for the following list of policy projects?”



Countries	Policies
EU	Affluent Seven
Big Six	<b>Southern Seven</b>
Founding Six	Visegrád Four
Austria	Italy
Belgium	Latvia
Bulgaria	Lithuania
Croatia	Luxembourg
Cyprus	Malta
Czech Rep.	Netherlands
Denmark	Poland
Estonia	Portugal
Finland	Romania
France	Slovakia
Germany	Slovenia
Greece	Spain
Hungary	Sweden
Ireland	UK



Number of respondents: 93. Share of 'Don't know' votes shown by open circles

- Policies Overview
- Commitment to Deeper Integration
- Importance of Coalitions
- Preferred Actor Level**
- Preferred Actor Level (Public View)

# Preferred Actor Level Votes by Visegrád Four

Q16

“What actor level would your country prefer for the following list of policy projects?”



All EU member states:  
43% of votes



Legally bound core of member states:  
14% of votes



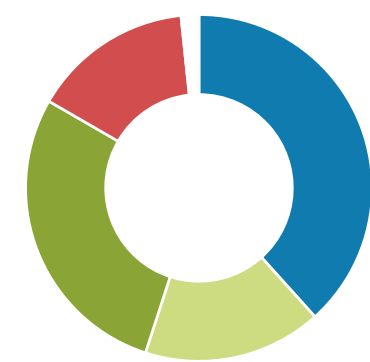
Coalition of member states:  
17% of votes



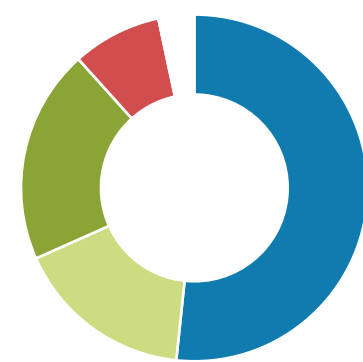
Only national level:  
20% of votes

Countries	Policies
EU	Affluent Seven
Big Six	Southern Seven
Founding Six	<b>Visegrád Four</b>
Austria	Italy
Belgium	Latvia
Bulgaria	Lithuania
Croatia	Luxembourg
Cyprus	Malta
Czech Rep.	Netherlands
Denmark	Poland
Estonia	Portugal
Finland	Romania
France	Slovakia
Germany	Slovenia
Greece	Spain
Hungary	Sweden
Ireland	UK

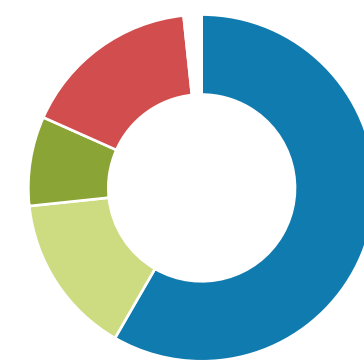
Integrated foreign and security policy ↗



Common defense structures ↗



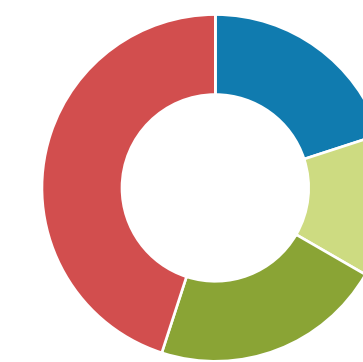
Common border police and coast guard ↗



Common policy in justice & home affairs ↗



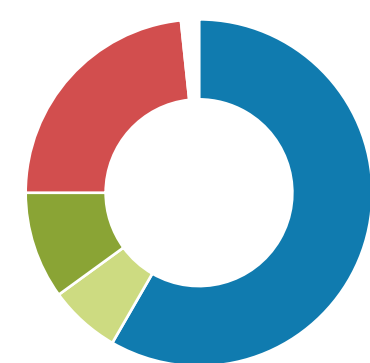
Common immigration and asylum policy ↗



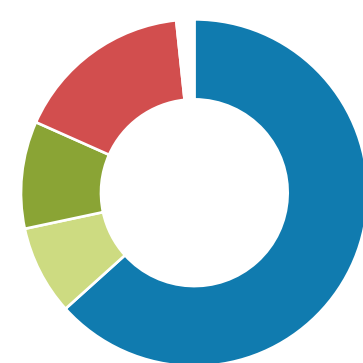
Common development assistance p. ↗



Common Russia policy ↗



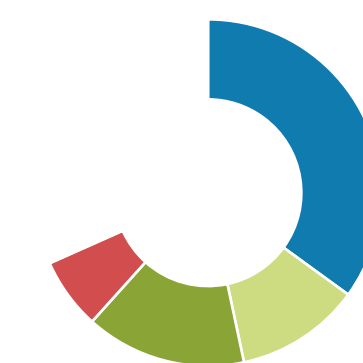
Common Ukraine policy ↗



Common Syria policy ↗



Common MENA policy ↗



Common China policy ↗



Better governance for the eurozone ↗



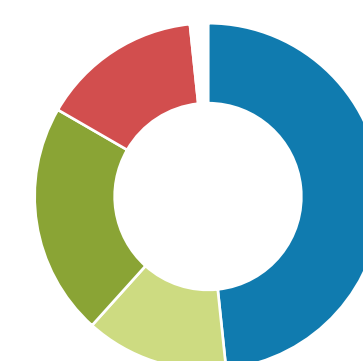
Fully completed single market ↗



Common social policy ↗



Common energy policy ↗



Single climate policy ↗



- Policies Overview
- Commitment to Deeper Integration
- Importance of Coalitions
- Preferred Actor Level**
- Preferred Actor Level (Public View)

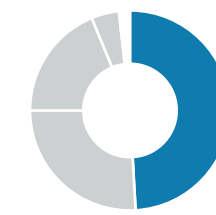
Number of respondents: 60. Share of 'Don't know' votes shown by open circles



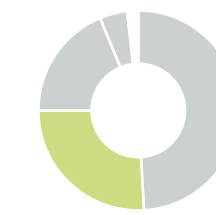
# Preferred Actor Level Votes by Austria

Q16

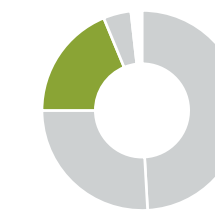
“What actor level would your country prefer for the following list of policy projects?”



All EU member states:  
49% of votes



Legally bound core of member states:  
26% of votes




Coalition of member states:  
19% of votes



Only national level:  
4% of votes

Countries	Policies
EU	Affluent Seven
Big Six	Southern Seven
Founding Six	Visegrád Four
<b>Austria</b>	Italy
Belgium	Latvia
Bulgaria	Lithuania
Croatia	Luxembourg
Cyprus	Malta
Czech Rep.	Netherlands
Denmark	Poland
Estonia	Portugal
Finland	Romania
France	Slovakia
Germany	Slovenia
Greece	Spain
Hungary	Sweden
Ireland	UK



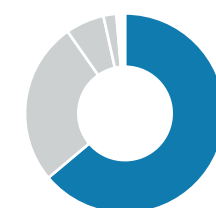
Policies Overview  
 Commitment to Deeper Integration  
 Importance of Coalitions  
**Preferred Actor Level**  
 Preferred Actor Level (Public View)

Number of respondents: 7. Share of 'Don't know' votes shown by open circles

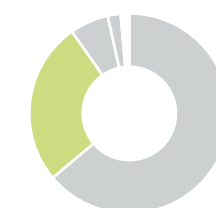
# Preferred Actor Level Votes by Belgium

Q16

“What actor level would your country prefer for the following list of policy projects?”



All EU member states:  
64% of votes



Legally bound core of member states:  
26% of votes



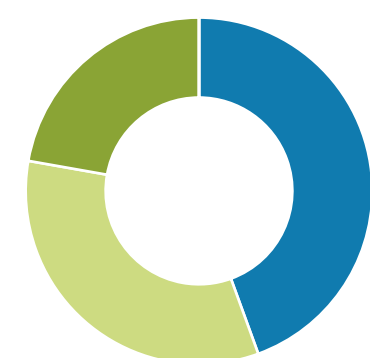
Coalition of member states:  
6% of votes



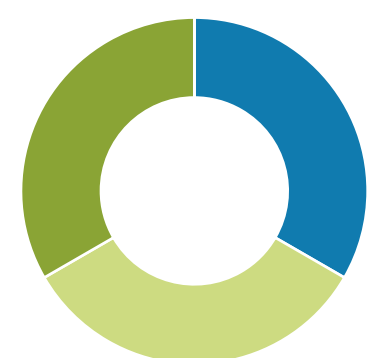
Only national level:  
2% of votes

Countries	Policies
EU	Affluent Seven
Big Six	Southern Seven
Founding Six	Visegrád Four
Austria	Italy
<b>Belgium</b>	Latvia
Bulgaria	Lithuania
Croatia	Luxembourg
Cyprus	Malta
Czech Rep.	Netherlands
Denmark	Poland
Estonia	Portugal
Finland	Romania
France	Slovakia
Germany	Slovenia
Greece	Spain
Hungary	Sweden
Ireland	UK

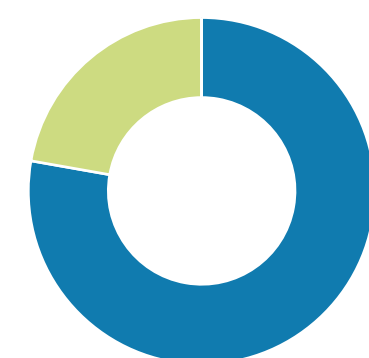
Integrated foreign and security policy ↗



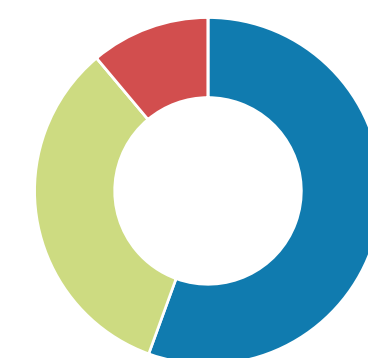
Common defense structures ↗



Common border police and coast guard ↗



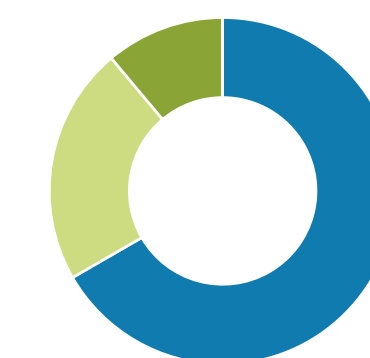
Common policy in justice & home affairs ↗



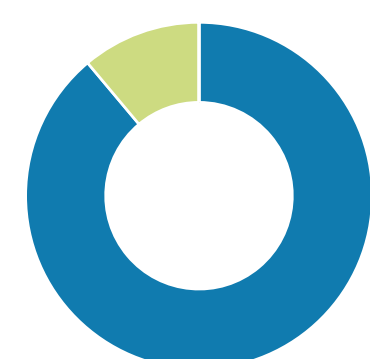
Common immigration and asylum policy ↗



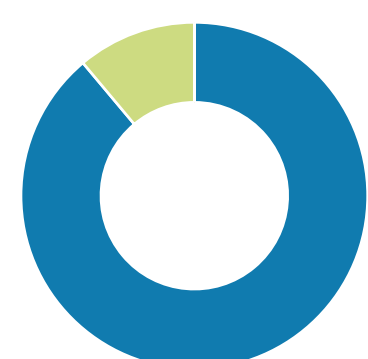
Common development assistance p. ↗



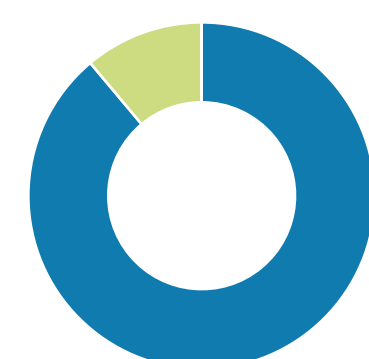
Common Russia policy ↗



Common Ukraine policy ↗



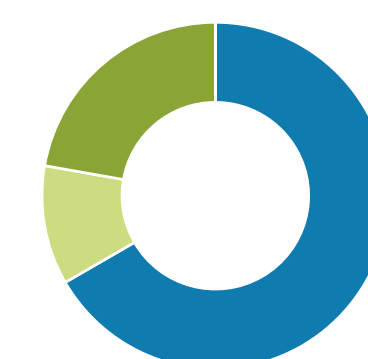
Common Syria policy ↗



Common MENA policy ↗



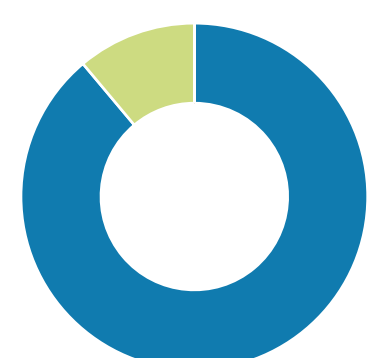
Common China policy ↗



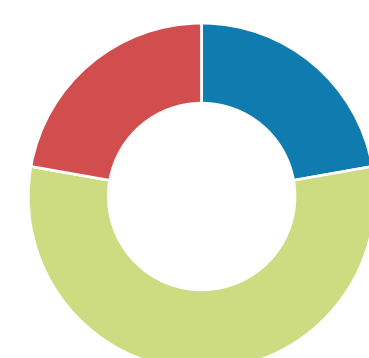
Better governance for the eurozone ↗



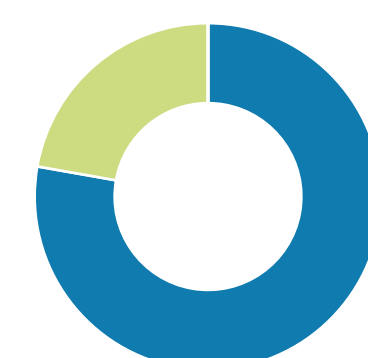
Fully completed single market ↗



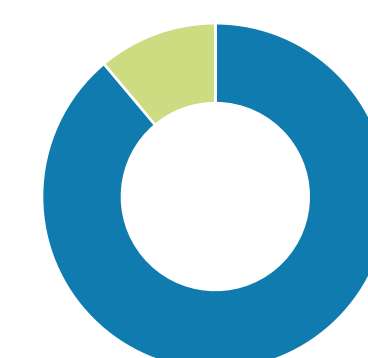
Common social policy ↗



Common energy policy ↗



Single climate policy ↗



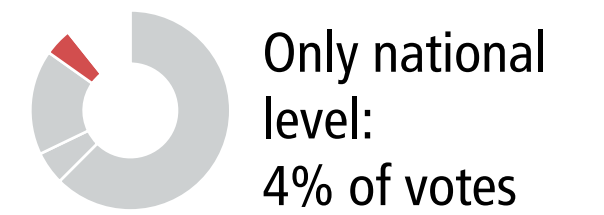
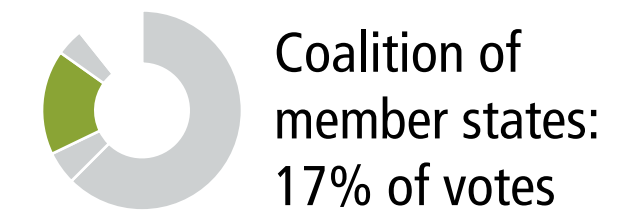
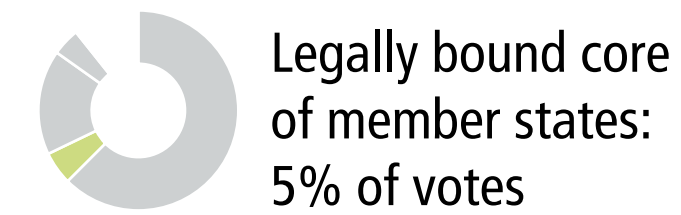
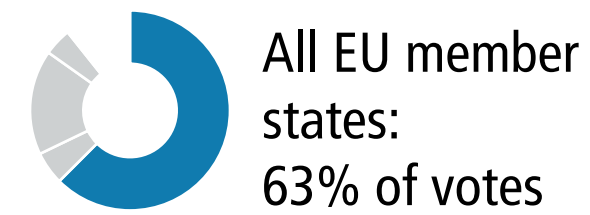
- Policies Overview
- Commitment to Deeper Integration
- Importance of Coalitions
- Preferred Actor Level**
- Preferred Actor Level (Public View)

Number of respondents: 9. Share of 'Don't know' votes shown by open circles

# Preferred Actor Level Votes by Bulgaria

Q16

“What actor level would your country prefer for the following list of policy projects?”



Countries	Policies
EU	Affluent Seven
Big Six	Southern Seven
Founding Six	Visegrád Four
Austria	Italy
Belgium	Latvia
<b>Bulgaria</b>	Lithuania
Croatia	Luxembourg
Cyprus	Malta
Czech Rep.	Netherlands
Denmark	Poland
Estonia	Portugal
Finland	Romania
France	Slovakia
Germany	Slovenia
Greece	Spain
Hungary	Sweden
Ireland	UK

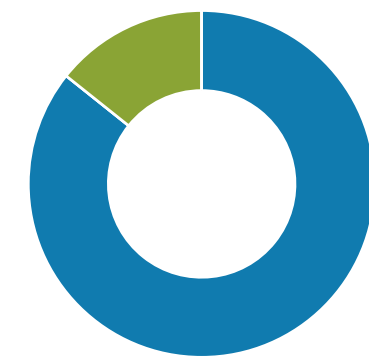
Integrated foreign and security policy ↗




Common defense structures ↗



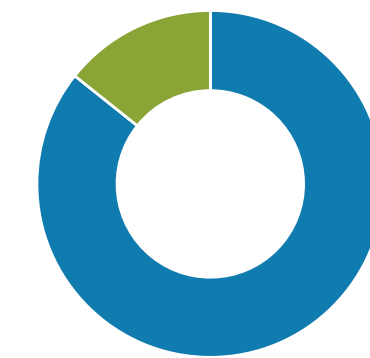
Common border police and coast guard ↗



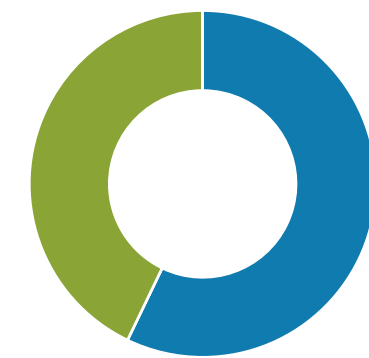
Common policy in justice & home affairs ↗



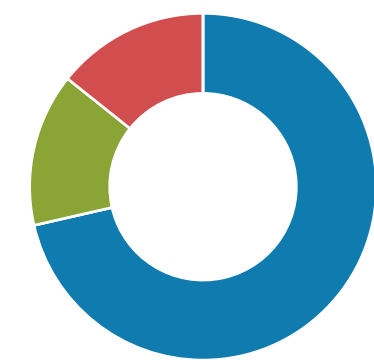
Common immigration and asylum policy ↗



Common development assistance p. ↗



Common Russia policy ↗



Common Ukraine policy ↗



Common Syria policy ↗



Common MENA policy ↗




Common China policy ↗



Better governance for the eurozone ↗



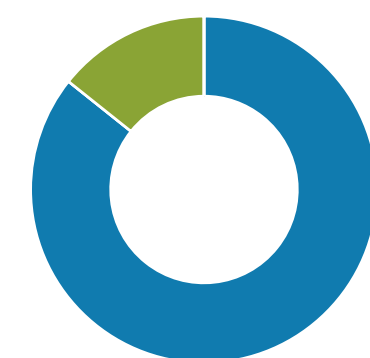
Fully completed single market ↗



Common social policy ↗



Common energy policy ↗



Single climate policy ↗



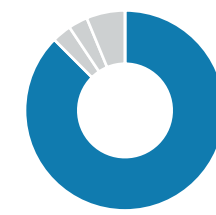
- Policies Overview
- Commitment to Deeper Integration
- Importance of Coalitions
- Preferred Actor Level**
- Preferred Actor Level (Public View)

Number of respondents: 7. Share of 'Don't know' votes shown by open circles

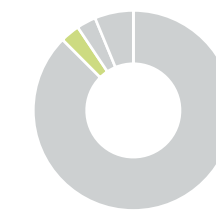
# Preferred Actor Level Votes by Croatia

Q16

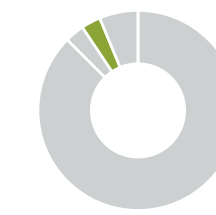
“What actor level would your country prefer for the following list of policy projects?”



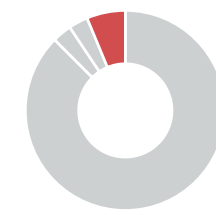
All EU member states:  
88% of votes



Legally bound core of member states:  
3% of votes



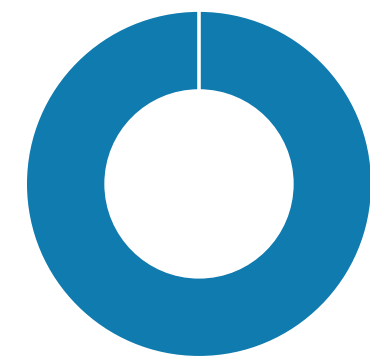
Coalition of member states:  
3% of votes



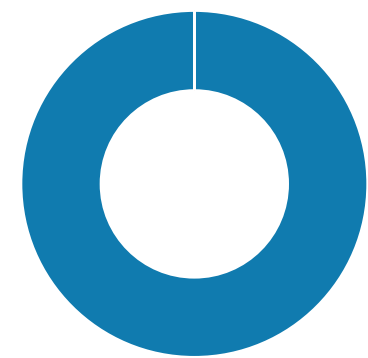
Only national level:  
6% of votes

Countries	Policies
EU	Affluent Seven
Big Six	Southern Seven
Founding Six	Visegrád Four
Austria	Italy
Belgium	Latvia
Bulgaria	Lithuania
<b>Croatia</b>	Luxembourg
Cyprus	Malta
Czech Rep.	Netherlands
Denmark	Poland
Estonia	Portugal
Finland	Romania
France	Slovakia
Germany	Slovenia
Greece	Spain
Hungary	Sweden
Ireland	UK

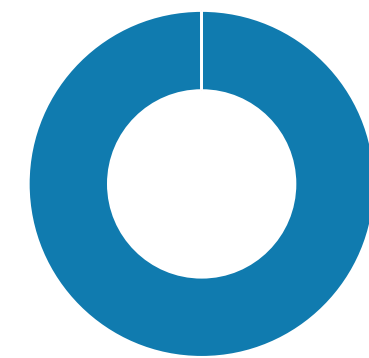
Integrated foreign and security policy ↗



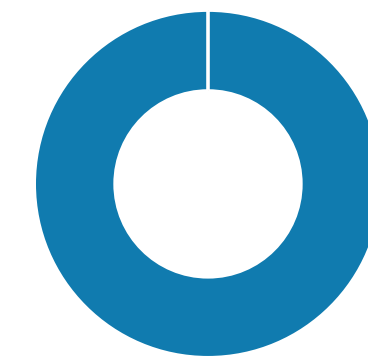
Common defense structures ↗



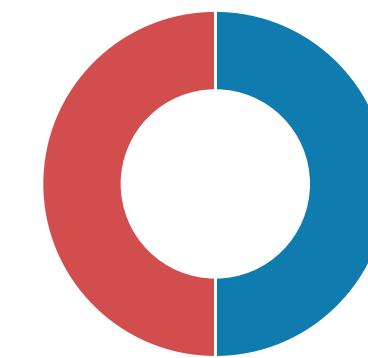
Common border police and coast guard ↗



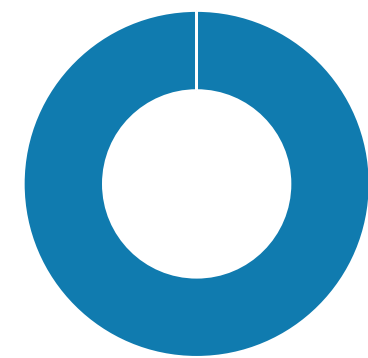
Common policy in justice & home affairs ↗



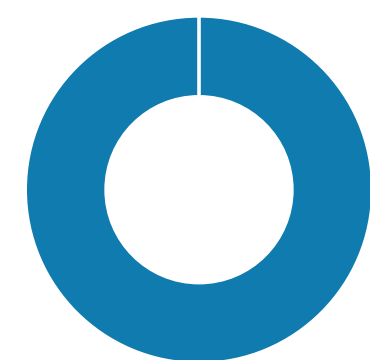
Common immigration and asylum policy ↗



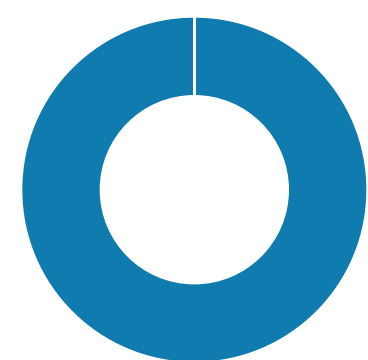
Common development assistance p. ↗



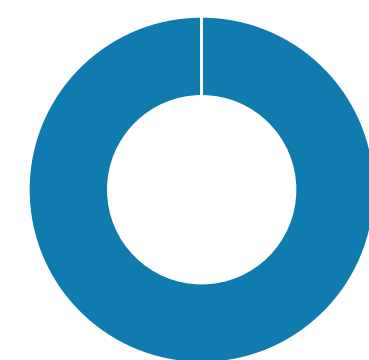
Common Russia policy ↗



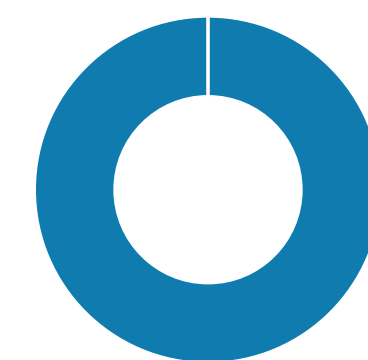
Common Ukraine policy ↗



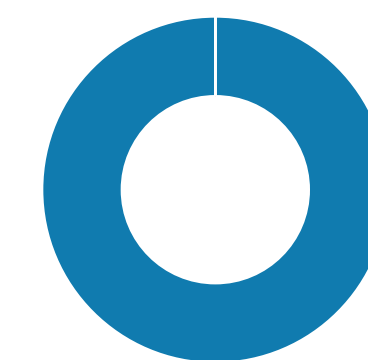
Common Syria policy ↗



Common MENA policy ↗



Common China policy ↗



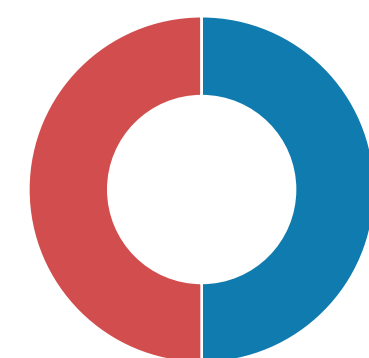
Better governance for the eurozone ↗



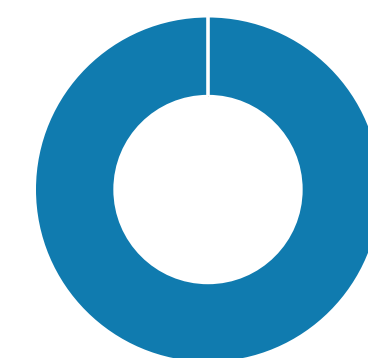
Fully completed single market ↗



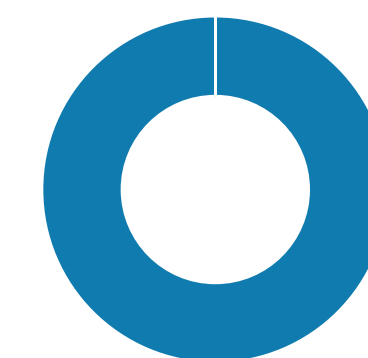
Common social policy ↗



Common energy policy ↗



Single climate policy ↗



Policies Overview  
Commitment to Deeper Integration  
Importance of Coalitions

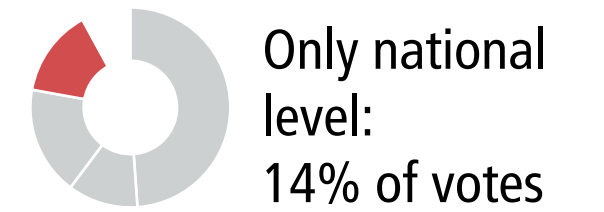
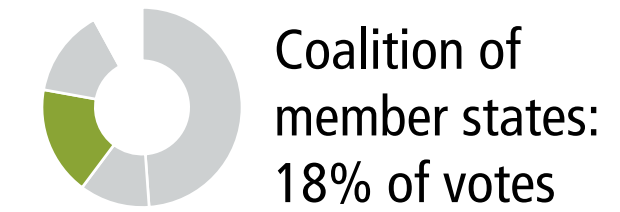
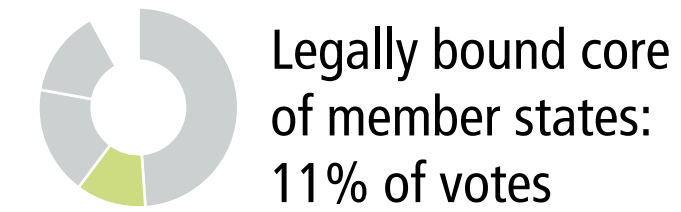
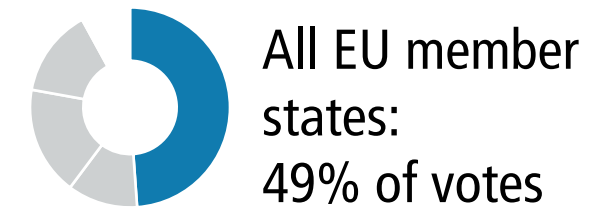
**Preferred Actor Level**  
Preferred Actor Level (Public View)

Number of respondents: 2. Share of 'Don't know' votes shown by open circles

# Preferred Actor Level Votes by Czech Republic

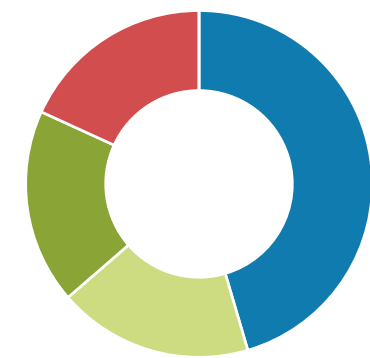
Q16

“What actor level would your country prefer for the following list of policy projects?”



Countries	Policies
EU	Affluent Seven
Big Six	Southern Seven
Founding Six	Visegrád Four
Austria	Italy
Belgium	Latvia
Bulgaria	Lithuania
Croatia	Luxembourg
Cyprus	Malta
<b>Czech Rep.</b>	Netherlands
Denmark	Poland
Estonia	Portugal
Finland	Romania
France	Slovakia
Germany	Slovenia
Greece	Spain
Hungary	Sweden
Ireland	UK

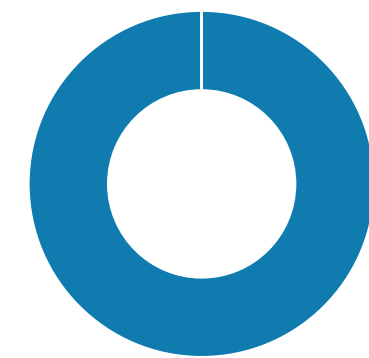
Integrated foreign and security policy ↗



Common defense structures ↗



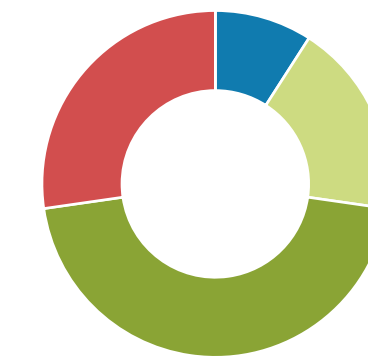
Common border police and coast guard ↗



Common policy in justice & home affairs ↗



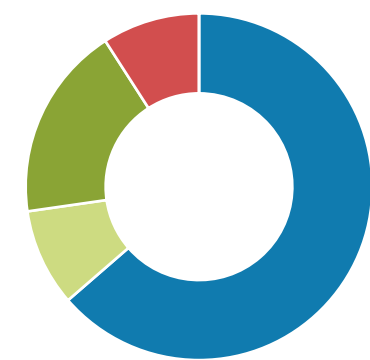
Common immigration and asylum policy ↗



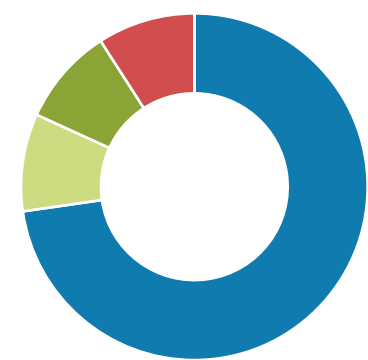
Common development assistance p. ↗



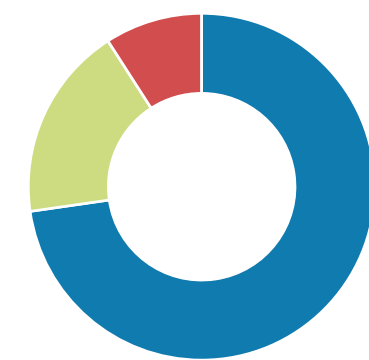
Common Russia policy ↗



Common Ukraine policy ↗



Common Syria policy ↗



Common MENA policy ↗



Common China policy ↗



Better governance for the eurozone ↗



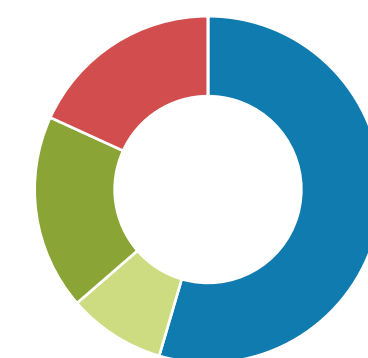
Fully completed single market ↗



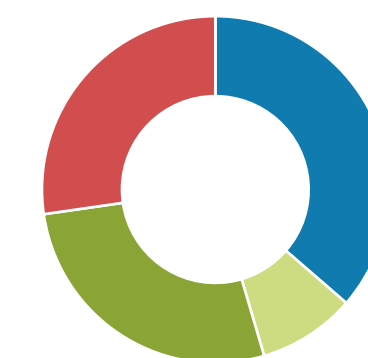
Common social policy ↗



Common energy policy ↗



Single climate policy ↗



- Policies Overview
- Commitment to Deeper Integration
- Importance of Coalitions
- Preferred Actor Level**
- Preferred Actor Level (Public View)

Number of respondents: 11. Share of 'Don't know' votes shown by open circles

# Preferred Actor Level Votes by Denmark

Q16

“What actor level would your country prefer for the following list of policy projects?”



All EU member states:  
40% of votes



Legally bound core of member states:  
13% of votes



Coalition of member states:  
12% of votes



Only national level:  
12% of votes

Countries	Policies
EU	Affluent Seven
Big Six	Southern Seven
Founding Six	Visegrád Four
Austria	Italy
Belgium	Latvia
Bulgaria	Lithuania
Croatia	Luxembourg
Cyprus	Malta
Czech Rep.	Netherlands
<b>Denmark</b>	Poland
Estonia	Portugal
Finland	Romania
France	Slovakia
Germany	Slovenia
Greece	Spain
Hungary	Sweden
Ireland	UK

Integrated foreign and security policy ↗



Common defense structures ↗



Common border police and coast guard ↗



Common policy in justice & home affairs ↗



Common immigration and asylum policy ↗



Common development assistance p. ↗



Common Russia policy ↗



Common Ukraine policy ↗



Common Syria policy ↗



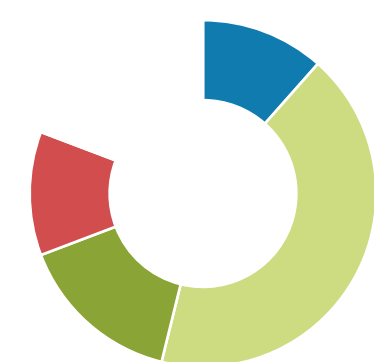
Common MENA policy ↗



Common China policy ↗



Better governance for the eurozone ↗



Fully completed single market ↗



Common social policy ↗



Common energy policy ↗



Single climate policy ↗



Policies Overview  
Commitment to Deeper Integration  
Importance of Coalitions

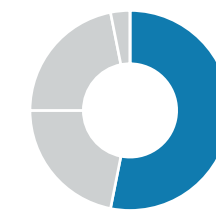
**Preferred Actor Level**  
Preferred Actor Level (Public View)

Number of respondents: 26. Share of 'Don't know' votes shown by open circles

# Preferred Actor Level Votes by Estonia

Q16

“What actor level would your country prefer for the following list of policy projects?”



All EU member states:  
53% of votes



Legally bound core of member states:  
22% of votes




Coalition of member states:  
22% of votes



Only national level:  
3% of votes

Countries	Policies
EU	Affluent Seven
Big Six	Southern Seven
Founding Six	Visegrád Four
Austria	Italy
Belgium	Latvia
Bulgaria	Lithuania
Croatia	Luxembourg
Cyprus	Malta
Czech Rep.	Netherlands
Denmark	Poland
<b>Estonia</b>	Portugal
Finland	Romania
France	Slovakia
Germany	Slovenia
Greece	Spain
Hungary	Sweden
Ireland	UK



Number of respondents: 2. Share of 'Don't know' votes shown by open circles

- Policies Overview
- Commitment to Deeper Integration
- Importance of Coalitions
- Preferred Actor Level**
- Preferred Actor Level (Public View)

# Preferred Actor Level Votes by Finland

Q16

“What actor level would your country prefer for the following list of policy projects?”



All EU member states:  
63% of votes



Legally bound core of member states:  
9% of votes



Coalition of member states:  
11% of votes



Only national level:  
3% of votes

Countries	Policies
EU	Affluent Seven
Big Six	Southern Seven
Founding Six	Visegrád Four
Austria	Italy
Belgium	Latvia
Bulgaria	Lithuania
Croatia	Luxembourg
Cyprus	Malta
Czech Rep.	Netherlands
Denmark	Poland
Estonia	Portugal
<b>Finland</b>	Romania
France	Slovakia
Germany	Slovenia
Greece	Spain
Hungary	Sweden
Ireland	UK

Integrated foreign and security policy ↗



Common defense structures ↗



Common border police and coast guard ↗



Common policy in justice & home affairs ↗



Common immigration and asylum policy ↗



Common development assistance p. ↗



Common Russia policy ↗



Common Ukraine policy ↗



Common Syria policy ↗



Common MENA policy ↗



Common China policy ↗



Better governance for the eurozone ↗




Fully completed single market ↗




Common social policy ↗



Common energy policy ↗



Single climate policy ↗



- Policies Overview
- Commitment to Deeper Integration
- Importance of Coalitions
- Preferred Actor Level**
- Preferred Actor Level (Public View)

Number of respondents: 10. Share of 'Don't know' votes shown by open circles



# Preferred Actor Level Votes by France

Q16

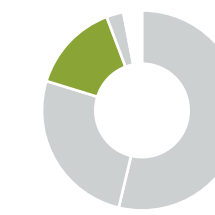
“What actor level would your country prefer for the following list of policy projects?”



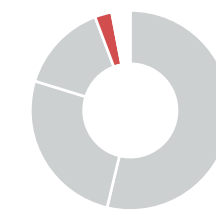
All EU member states:  
54% of votes



Legally bound core of member states:  
26% of votes

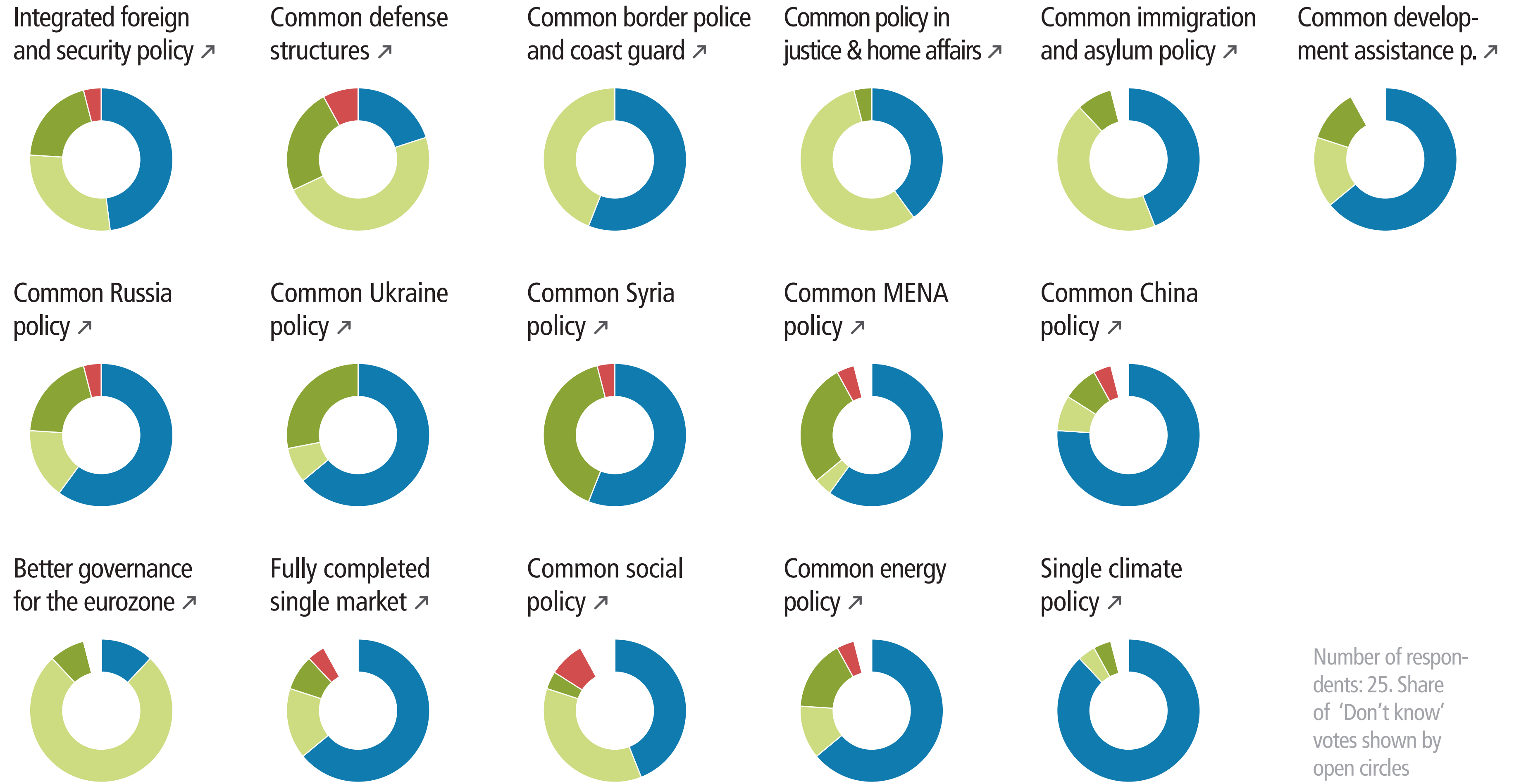


Coalition of member states:  
15% of votes



Only national level:  
3% of votes

Countries	Policies
EU	Affluent Seven
Big Six	Southern Seven
Founding Six	Visegrád Four
Austria	Italy
Belgium	Latvia
Bulgaria	Lithuania
Croatia	Luxembourg
Cyprus	Malta
Czech Rep.	Netherlands
Denmark	Poland
Estonia	Portugal
Finland	Romania
<b>France</b>	Slovakia
Germany	Slovenia
Greece	Spain
Hungary	Sweden
Ireland	UK



Number of respondents: 25. Share of 'Don't know' votes shown by open circles

- Policies Overview
- Commitment to Deeper Integration
- Importance of Coalitions
- Preferred Actor Level**
- Preferred Actor Level (Public View)

# Preferred Actor Level Votes by Germany

Q16

“What actor level would your country prefer for the following list of policy projects?”



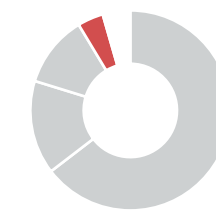
All EU member states:  
65% of votes



Legally bound core of member states:  
15% of votes



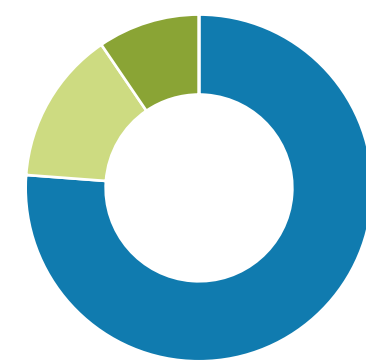
Coalition of member states:  
12% of votes



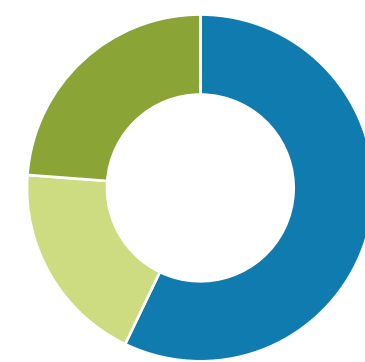
Only national level:  
4% of votes

Countries	Policies
EU	Affluent Seven
Big Six	Southern Seven
Founding Six	Visegrád Four
Austria	Italy
Belgium	Latvia
Bulgaria	Lithuania
Croatia	Luxembourg
Cyprus	Malta
Czech Rep.	Netherlands
Denmark	Poland
Estonia	Portugal
Finland	Romania
France	Slovakia
<b>Germany</b>	Slovenia
Greece	Spain
Hungary	Sweden
Ireland	UK

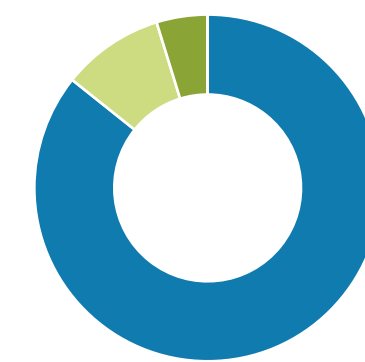
Integrated foreign and security policy ↗



Common defense structures ↗



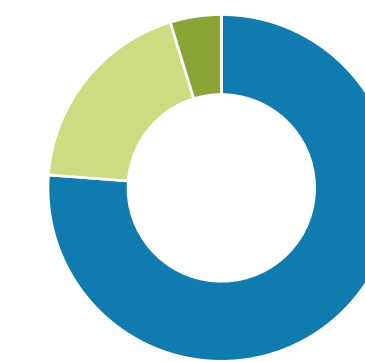
Common border police and coast guard ↗



Common policy in justice & home affairs ↗



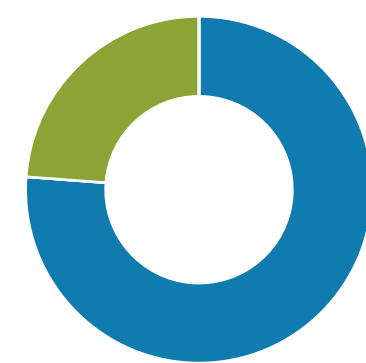
Common immigration and asylum policy ↗



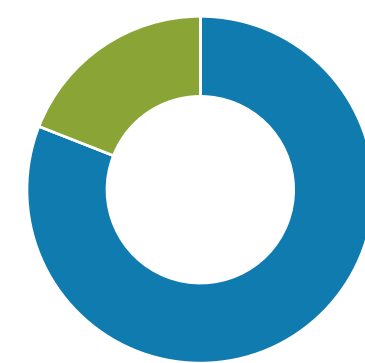
Common development assistance p. ↗



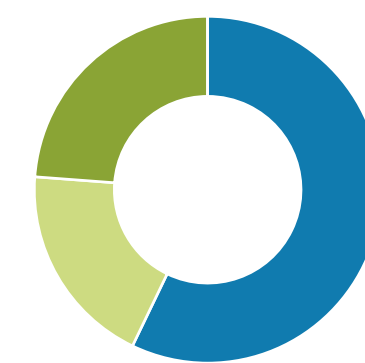
Common Russia policy ↗



Common Ukraine policy ↗



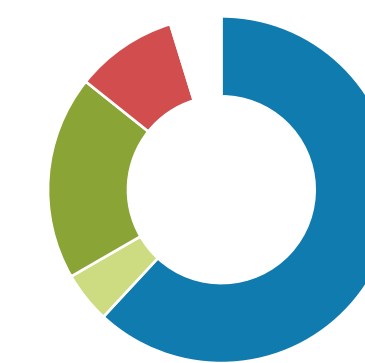
Common Syria policy ↗



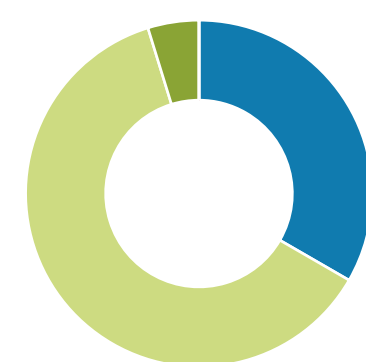
Common MENA policy ↗



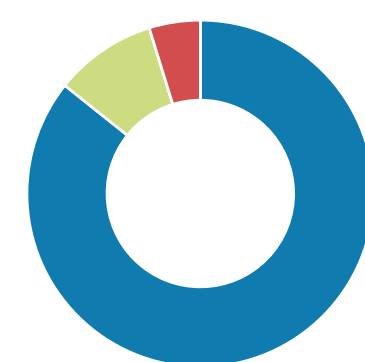
Common China policy ↗



Better governance for the eurozone ↗



Fully completed single market ↗



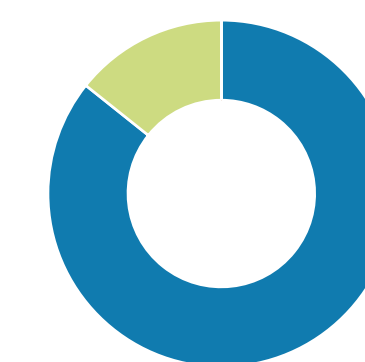
Common social policy ↗



Common energy policy ↗



Single climate policy ↗



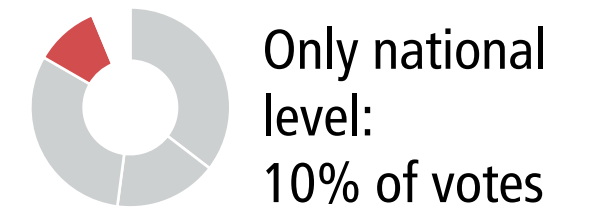
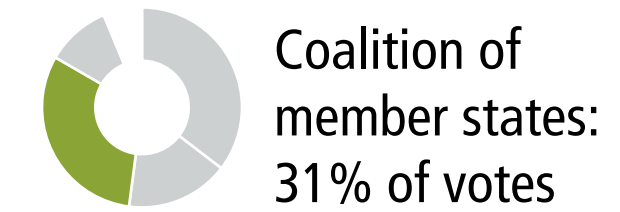
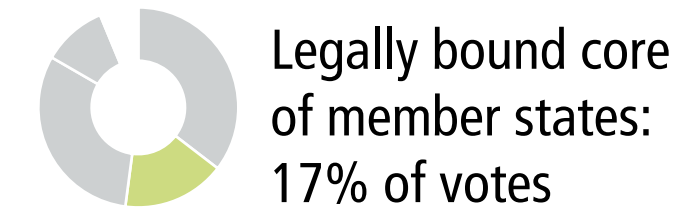
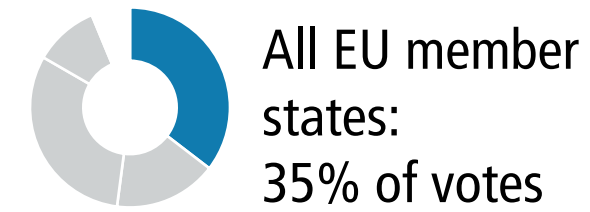
- Policies Overview
- Commitment to Deeper Integration
- Importance of Coalitions
- Preferred Actor Level**
- Preferred Actor Level (Public View)

Number of respondents: 21. Share of 'Don't know' votes shown by open circles

# Preferred Actor Level Votes by Greece

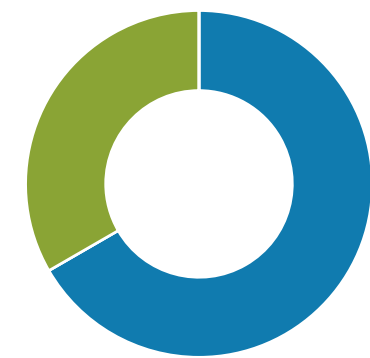
Q16

“What actor level would your country prefer for the following list of policy projects?”

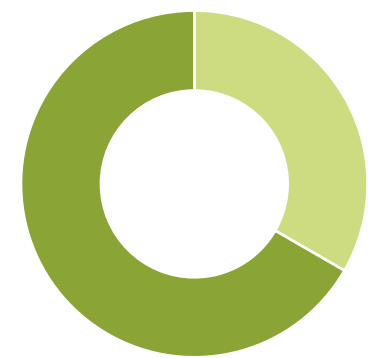


Countries	Policies
EU	Affluent Seven
Big Six	Southern Seven
Founding Six	Visegrád Four
Austria	Italy
Belgium	Latvia
Bulgaria	Lithuania
Croatia	Luxembourg
Cyprus	Malta
Czech Rep.	Netherlands
Denmark	Poland
Estonia	Portugal
Finland	Romania
France	Slovakia
Germany	Slovenia
<b>Greece</b>	Spain
Hungary	Sweden
Ireland	UK

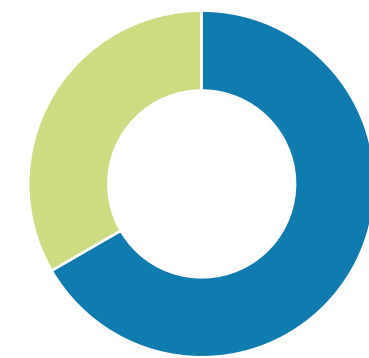
Integrated foreign and security policy ↗



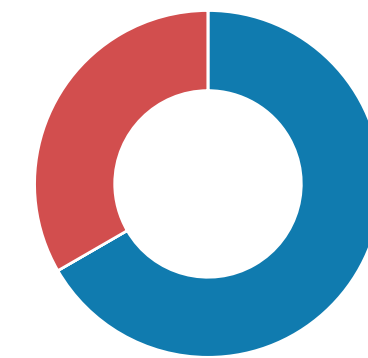
Common defense structures ↗



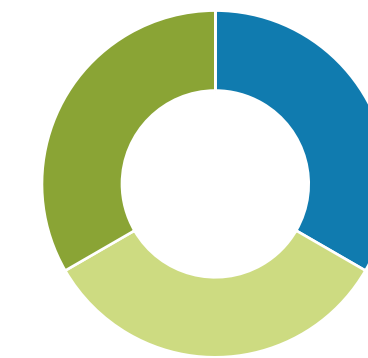
Common border police and coast guard ↗



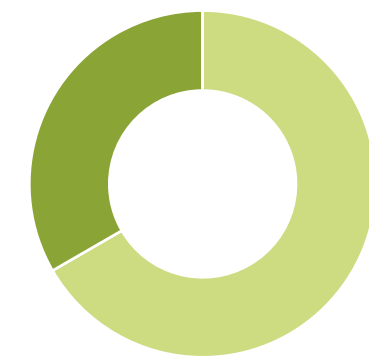
Common policy in justice & home affairs ↗



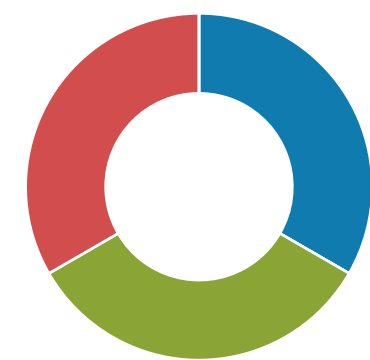
Common immigration and asylum policy ↗



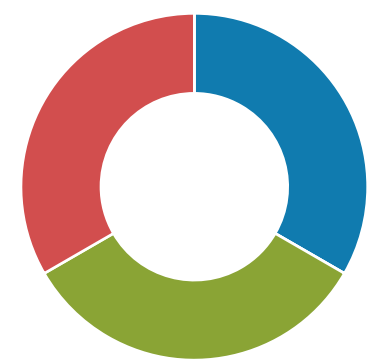
Common development assistance p. ↗



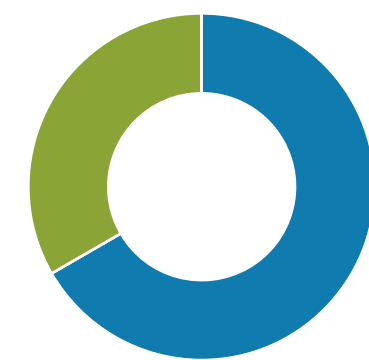
Common Russia policy ↗



Common Ukraine policy ↗



Common Syria policy ↗



Common MENA policy ↗



Common China policy ↗



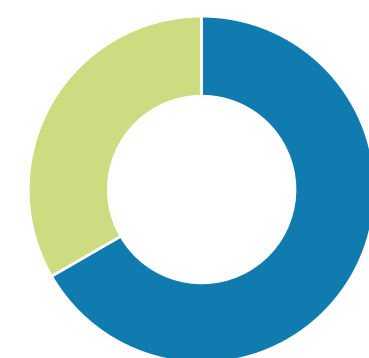
Better governance for the eurozone ↗



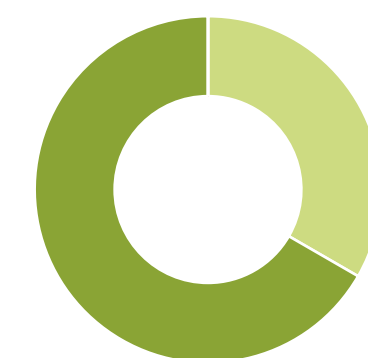
Fully completed single market ↗



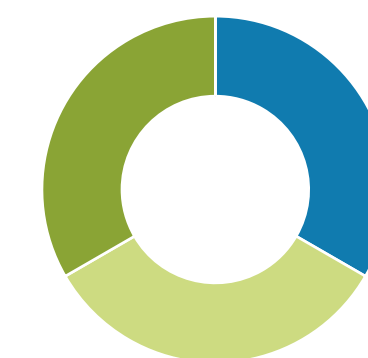
Common social policy ↗



Common energy policy ↗



Single climate policy ↗



Policies Overview  
Commitment to Deeper Integration  
Importance of Coalitions

**Preferred Actor Level**  
Preferred Actor Level (Public View)

Number of respondents: 3. Share of 'Don't know' votes shown by open circles

# Preferred Actor Level Votes by Hungary

Q16

“What actor level would your country prefer for the following list of policy projects?”




All EU member states:  
29% of votes



Legally bound core of member states:  
11% of votes



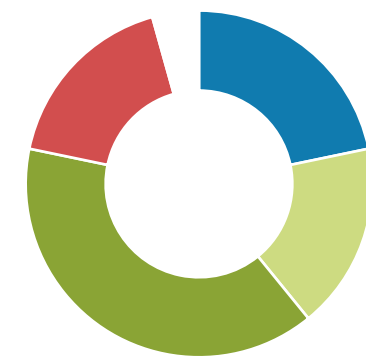
Coalition of member states:  
21% of votes



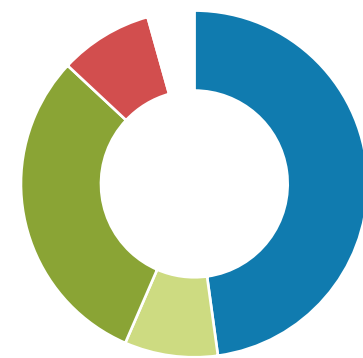
Only national level:  
27% of votes

Countries	Policies
EU	Affluent Seven
Big Six	Southern Seven
Founding Six	Visegrád Four
Austria	Italy
Belgium	Latvia
Bulgaria	Lithuania
Croatia	Luxembourg
Cyprus	Malta
Czech Rep.	Netherlands
Denmark	Poland
Estonia	Portugal
Finland	Romania
France	Slovakia
Germany	Slovenia
Greece	Spain
<b>Hungary</b>	Sweden
Ireland	UK

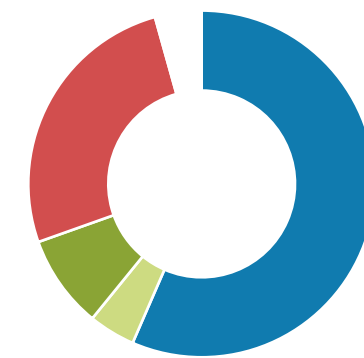
Integrated foreign and security policy ↗



Common defense structures ↗



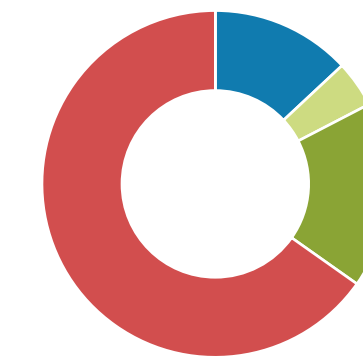
Common border police and coast guard ↗



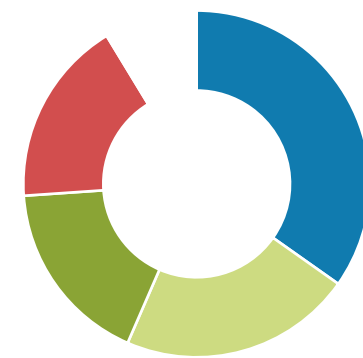
Common policy in justice & home affairs ↗



Common immigration and asylum policy ↗



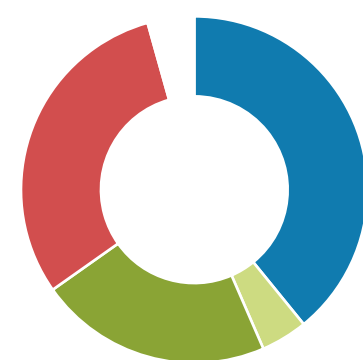
Common development assistance p. ↗



Common Russia policy ↗



Common Ukraine policy ↗



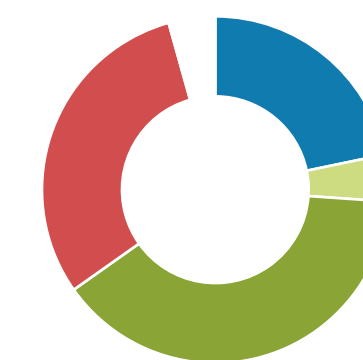
Common Syria policy ↗



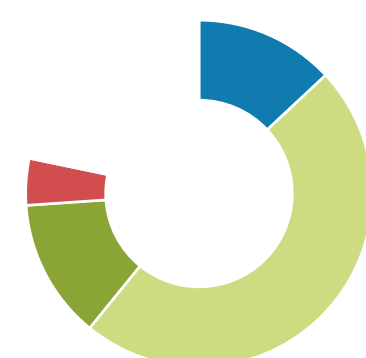
Common MENA policy ↗



Common China policy ↗



Better governance for the eurozone ↗



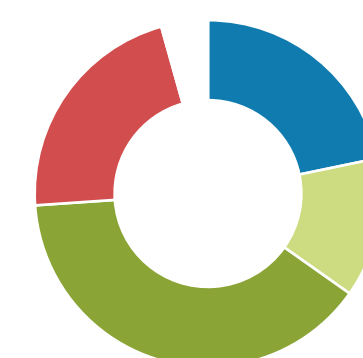
Fully completed single market ↗



Common social policy ↗



Common energy policy ↗



Single climate policy ↗



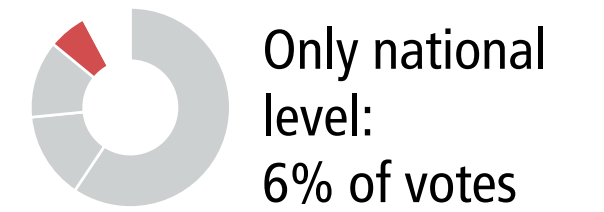
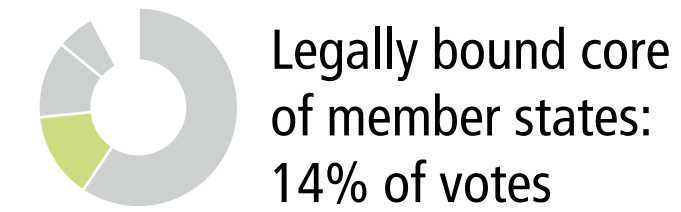
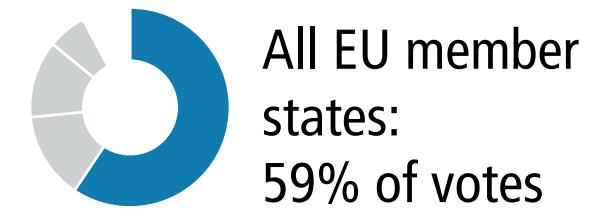
- Policies Overview
- Commitment to Deeper Integration
- Importance of Coalitions
- Preferred Actor Level**
- Preferred Actor Level (Public View)

Number of respondents: 23. Share of 'Don't know' votes shown by open circles

# Preferred Actor Level Votes by Ireland

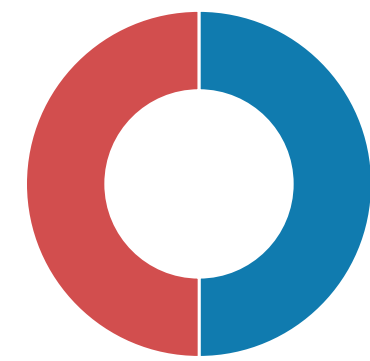
Q16

“What actor level would your country prefer for the following list of policy projects?”



Countries	Policies
EU	Affluent Seven
Big Six	Southern Seven
Founding Six	Visegrád Four
Austria	Italy
Belgium	Latvia
Bulgaria	Lithuania
Croatia	Luxembourg
Cyprus	Malta
Czech Rep.	Netherlands
Denmark	Poland
Estonia	Portugal
Finland	Romania
France	Slovakia
Germany	Slovenia
Greece	Spain
Hungary	Sweden
Ireland	UK

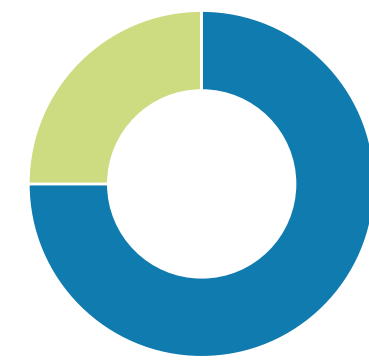
Integrated foreign and security policy ↗



Common defense structures ↗



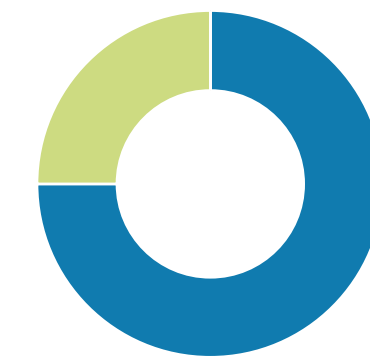
Common border police and coast guard ↗



Common policy in justice & home affairs ↗



Common immigration and asylum policy ↗



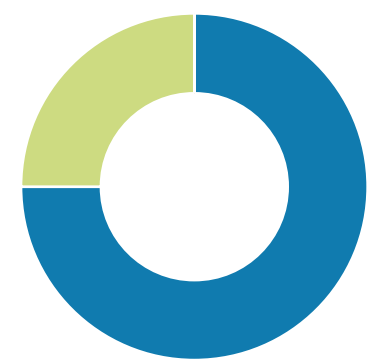
Common development assistance p. ↗



Common Russia policy ↗



Common Ukraine policy ↗



Common Syria policy ↗



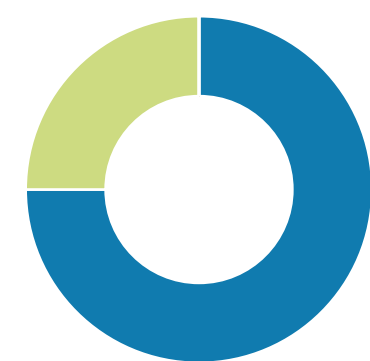
Common MENA policy ↗



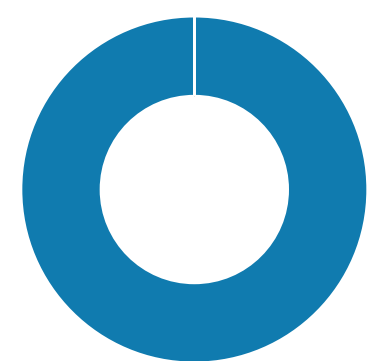
Common China policy ↗



Better governance for the eurozone ↗



Fully completed single market ↗



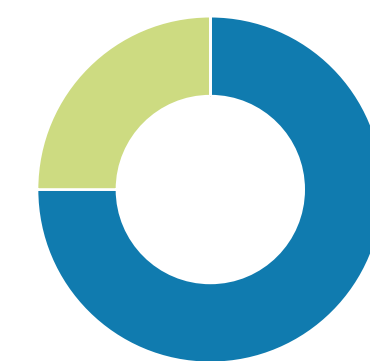
Common social policy ↗



Common energy policy ↗



Single climate policy ↗



- Policies Overview
- Commitment to Deeper Integration
- Importance of Coalitions
- Preferred Actor Level**
- Preferred Actor Level (Public View)

Number of respondents: 4. Share of 'Don't know' votes shown by open circles

# Preferred Actor Level Votes by Italy

Q16

“What actor level would your country prefer for the following list of policy projects?”



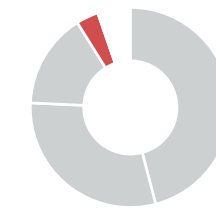
All EU member states:  
46% of votes



Legally bound core of member states:  
30% of votes

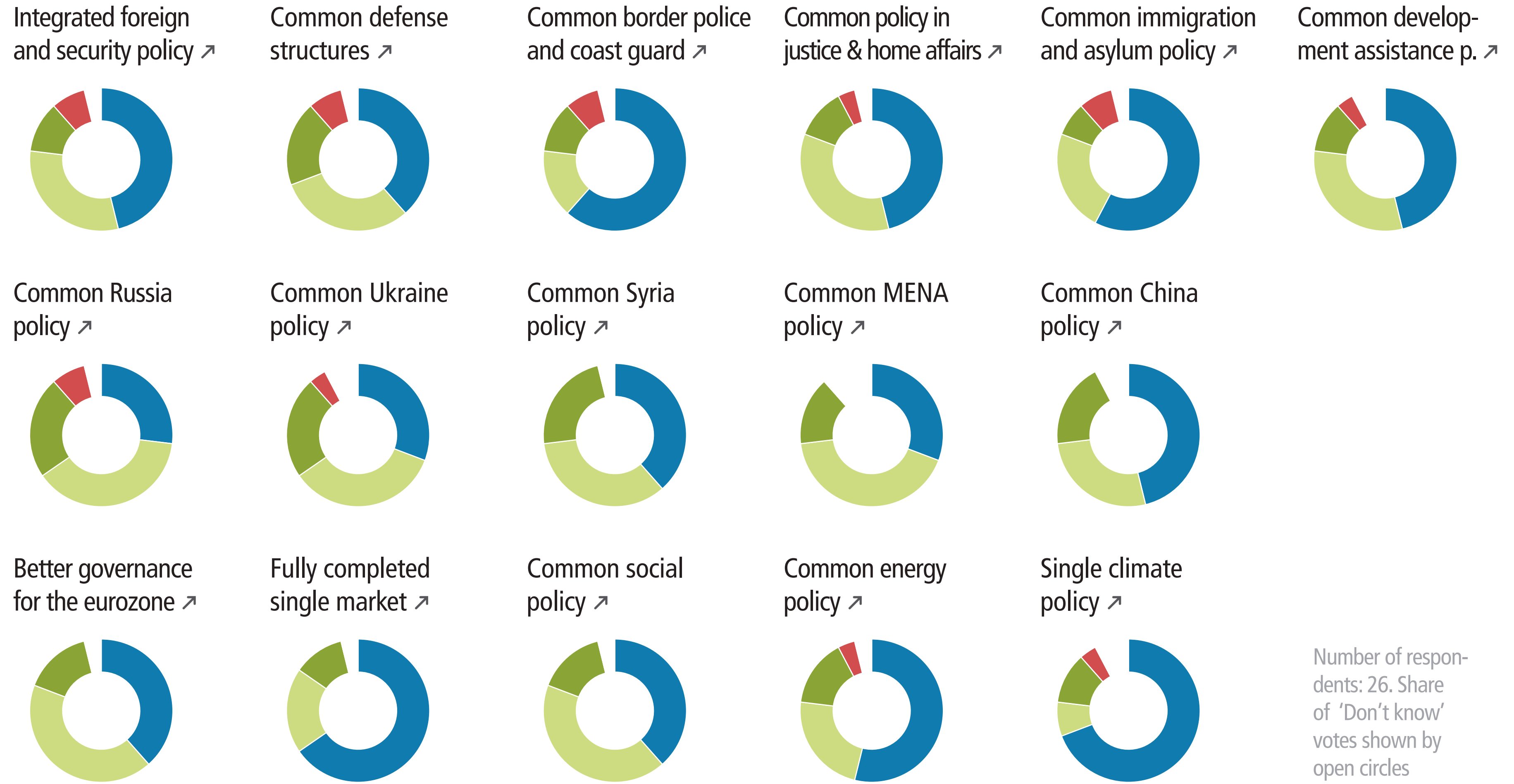


Coalition of member states:  
15% of votes



Only national level:  
4% of votes

Countries	Policies
EU	Affluent Seven
Big Six	Southern Seven
Founding Six	Visegrád Four
Austria	<b>Italy</b>
Belgium	Latvia
Bulgaria	Lithuania
Croatia	Luxembourg
Cyprus	Malta
Czech Rep.	Netherlands
Denmark	Poland
Estonia	Portugal
Finland	Romania
France	Slovakia
Germany	Slovenia
Greece	Spain
Hungary	Sweden
Ireland	UK



Number of respondents: 26. Share of 'Don't know' votes shown by open circles

Policies Overview
Commitment to Deeper Integration
Importance of Coalitions
<b>Preferred Actor Level</b>
Preferred Actor Level (Public View)

# Preferred Actor Level Votes by Latvia

Q16

“What actor level would your country prefer for the following list of policy projects?”



All EU member states:  
48% of votes



Legally bound core of member states:  
22% of votes




Coalition of member states:  
19% of votes



Only national level:  
2% of votes

Countries	Policies
EU	Affluent Seven
Big Six	Southern Seven
Founding Six	Visegrád Four
Austria	Italy
Belgium	<b>Latvia</b>
Bulgaria	Lithuania
Croatia	Luxembourg
Cyprus	Malta
Czech Rep.	Netherlands
Denmark	Poland
Estonia	Portugal
Finland	Romania
France	Slovakia
Germany	Slovenia
Greece	Spain
Hungary	Sweden
Ireland	UK

- Policies Overview
- Commitment to Deeper Integration
- Importance of Coalitions
- Preferred Actor Level**
- Preferred Actor Level (Public View)

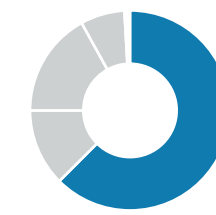


Number of respondents: 4. Share of 'Don't know' votes shown by open circles

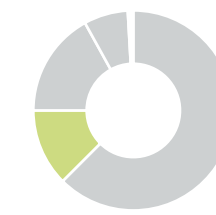
# Preferred Actor Level Votes by Lithuania

Q16

“What actor level would your country prefer for the following list of policy projects?”



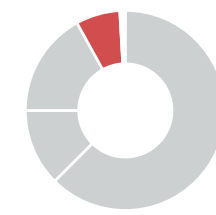
All EU member states:  
63% of votes



Legally bound core of member states:  
13% of votes



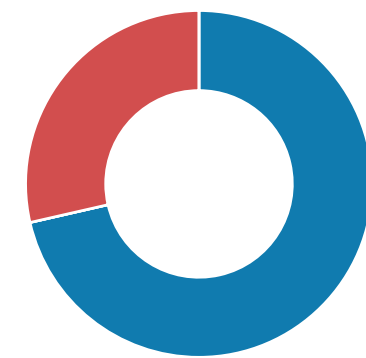
Coalition of member states:  
17% of votes



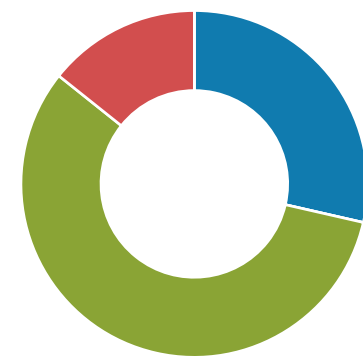
Only national level:  
7% of votes

Countries	Policies
EU	Affluent Seven
Big Six	Southern Seven
Founding Six	Visegrád Four
Austria	Italy
Belgium	Latvia
Bulgaria	<b>Lithuania</b>
Croatia	Luxembourg
Cyprus	Malta
Czech Rep.	Netherlands
Denmark	Poland
Estonia	Portugal
Finland	Romania
France	Slovakia
Germany	Slovenia
Greece	Spain
Hungary	Sweden
Ireland	UK

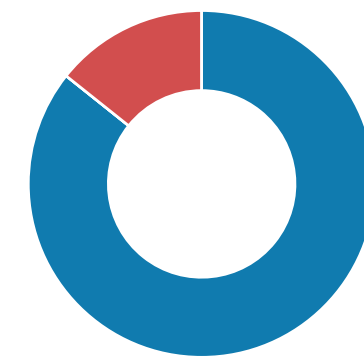
Integrated foreign and security policy ↗



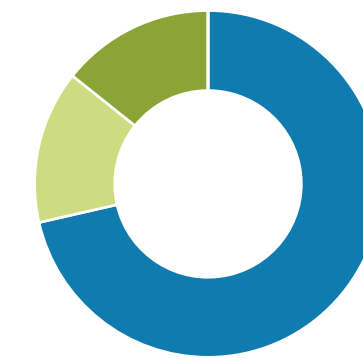
Common defense structures ↗



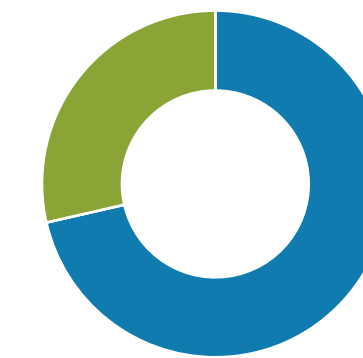
Common border police and coast guard ↗



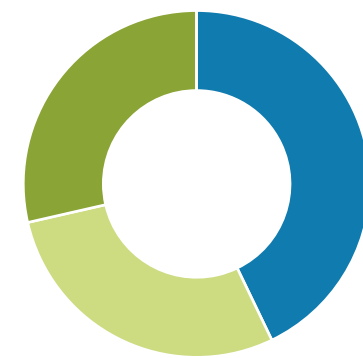
Common policy in justice & home affairs ↗



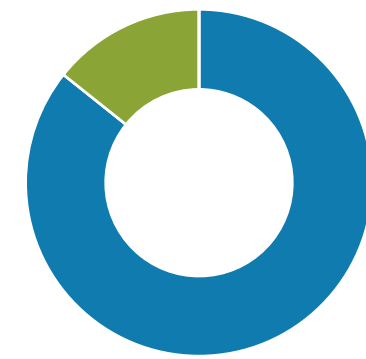
Common immigration and asylum policy ↗



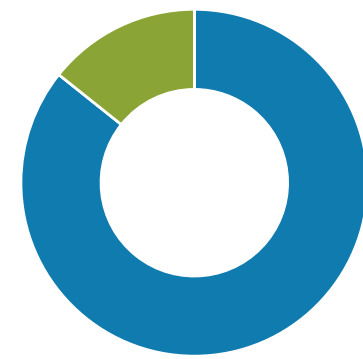
Common development assistance p. ↗



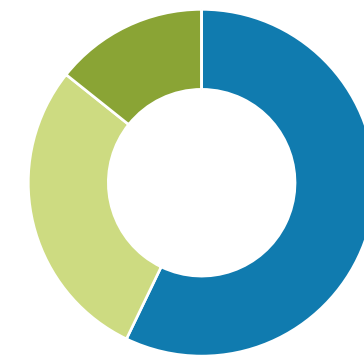
Common Russia policy ↗



Common Ukraine policy ↗



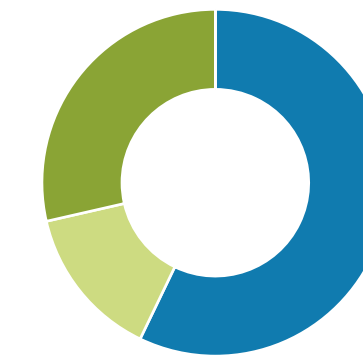
Common Syria policy ↗



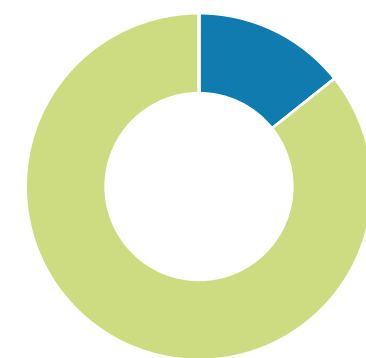
Common MENA policy ↗



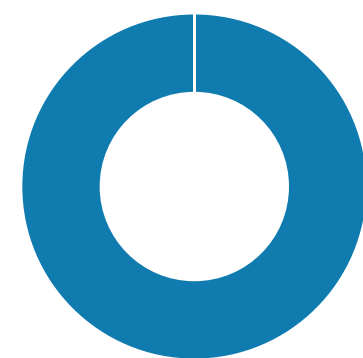
Common China policy ↗



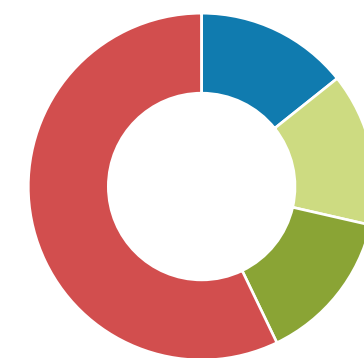
Better governance for the eurozone ↗



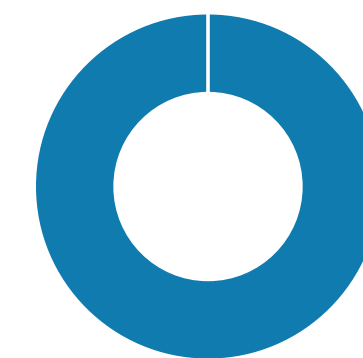
Fully completed single market ↗



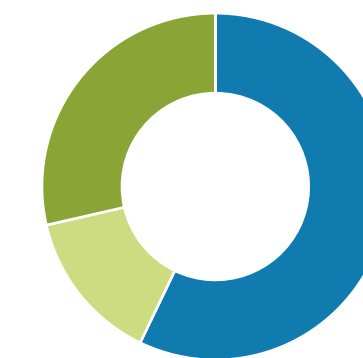
Common social policy ↗



Common energy policy ↗



Single climate policy ↗



- Policies Overview
- Commitment to Deeper Integration
- Importance of Coalitions
- Preferred Actor Level**
- Preferred Actor Level (Public View)

Number of respondents: 7. Share of 'Don't know' votes shown by open circles



# Preferred Actor Level Votes by Luxembourg

Q16

“What actor level would your country prefer for the following list of policy projects?”



All EU member states:  
85% of votes



Legally bound core of member states:  
4% of votes



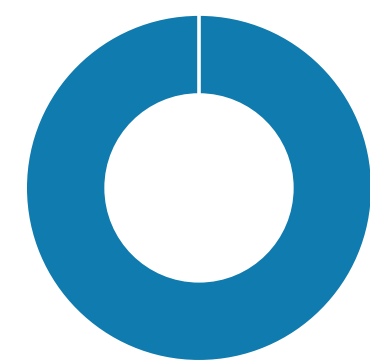
Coalition of member states:  
2% of votes



Only national level:  
0% of votes

Countries	Policies
EU	Affluent Seven
Big Six	Southern Seven
Founding Six	Visegrád Four
Austria	Italy
Belgium	Latvia
Bulgaria	Lithuania
Croatia	<b>Luxembourg</b>
Cyprus	Malta
Czech Rep.	Netherlands
Denmark	Poland
Estonia	Portugal
Finland	Romania
France	Slovakia
Germany	Slovenia
Greece	Spain
Hungary	Sweden
Ireland	UK

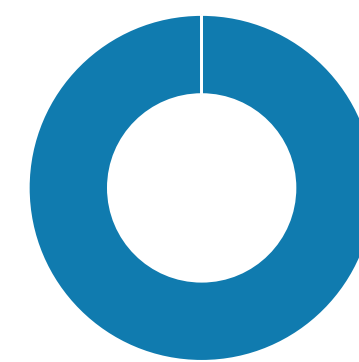
Integrated foreign and security policy ↗



Common defense structures ↗



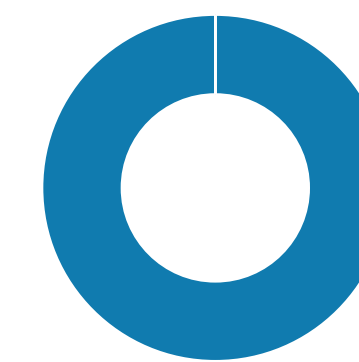
Common border police and coast guard ↗



Common policy in justice & home affairs ↗



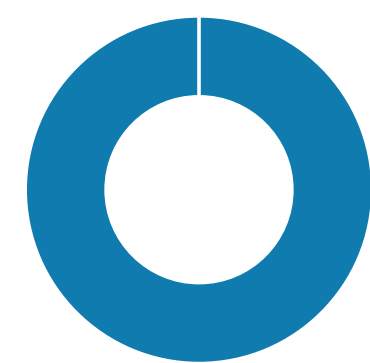
Common immigration and asylum policy ↗



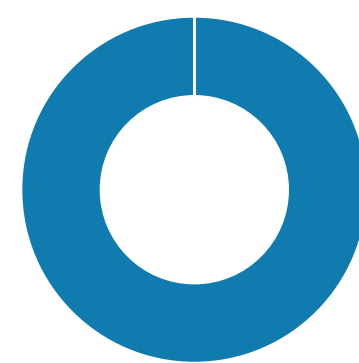
Common development assistance p. ↗



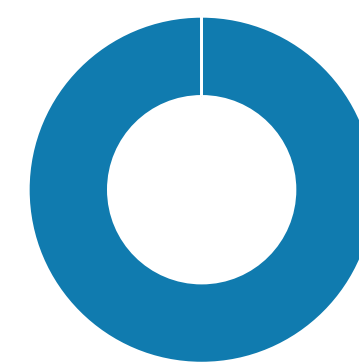
Common Russia policy ↗



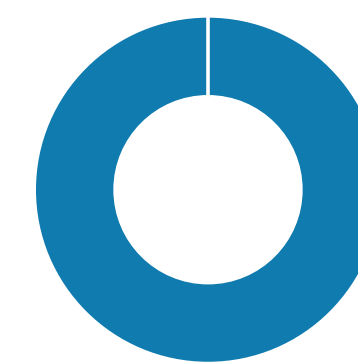
Common Ukraine policy ↗



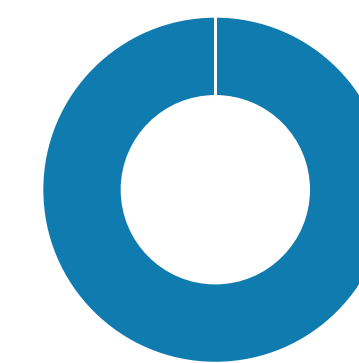
Common Syria policy ↗



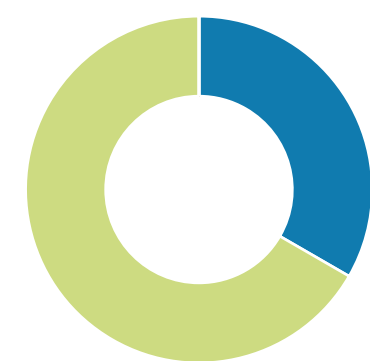
Common MENA policy ↗



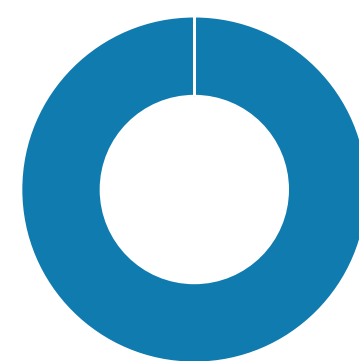
Common China policy ↗



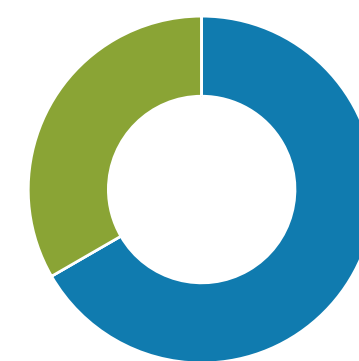
Better governance for the eurozone ↗



Fully completed single market ↗



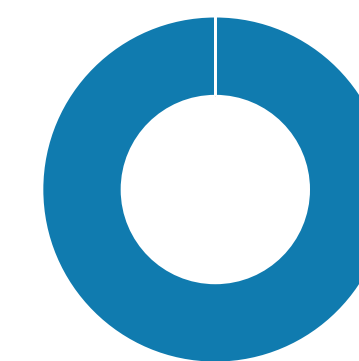
Common social policy ↗



Common energy policy ↗



Single climate policy ↗



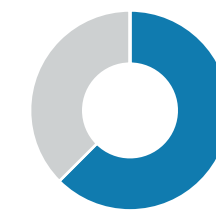
- Policies Overview
- Commitment to Deeper Integration
- Importance of Coalitions
- Preferred Actor Level**
- Preferred Actor Level (Public View)

Number of respondents: 3. Share of 'Don't know' votes shown by open circles

# Preferred Actor Level Votes by Malta

Q16


“What actor level would your country prefer for the following list of policy projects?”



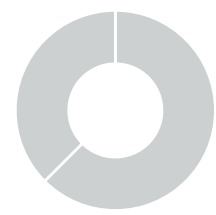
All EU member states:  
63% of votes



Legally bound core of member states:  
38% of votes



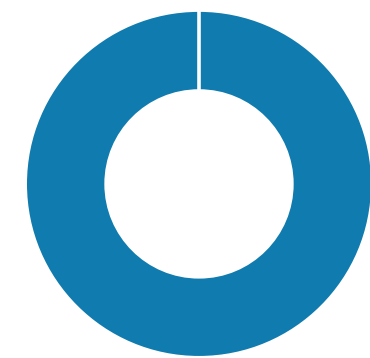
Coalition of member states:  
0% of votes



Only national level:  
0% of votes

Countries	Policies
EU	Affluent Seven
Big Six	Southern Seven
Founding Six	Visegrád Four
Austria	Italy
Belgium	Latvia
Bulgaria	Lithuania
Croatia	Luxembourg
Cyprus	<b>Malta</b>
Czech Rep.	Netherlands
Denmark	Poland
Estonia	Portugal
Finland	Romania
France	Slovakia
Germany	Slovenia
Greece	Spain
Hungary	Sweden
Ireland	UK

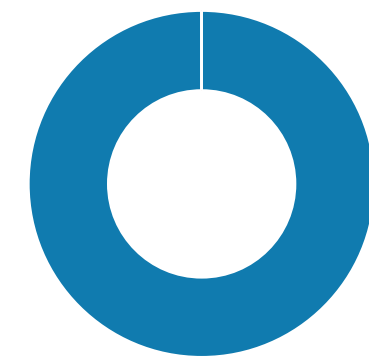
Integrated foreign and security policy ↗



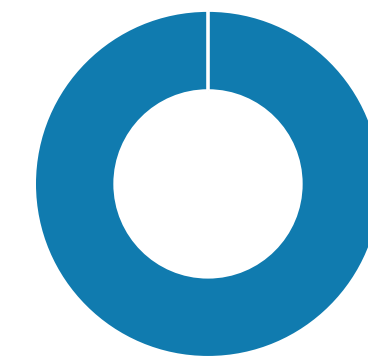
Common defense structures ↗



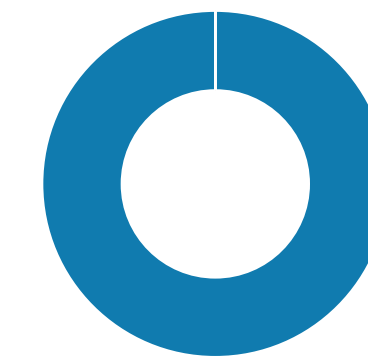
Common border police and coast guard ↗



Common policy in justice & home affairs ↗



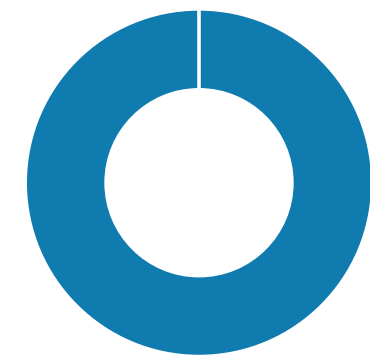
Common immigration and asylum policy ↗



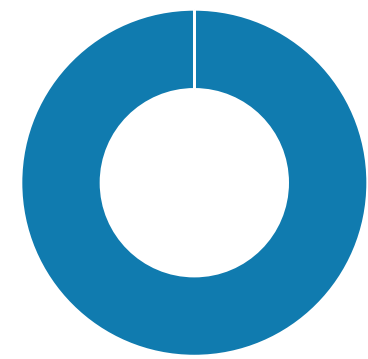
Common development assistance p. ↗



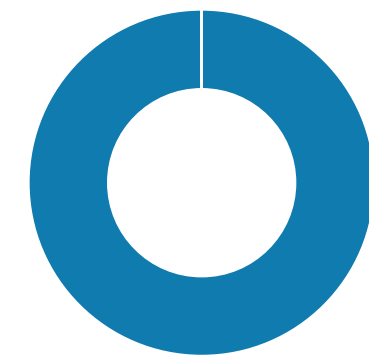
Common Russia policy ↗



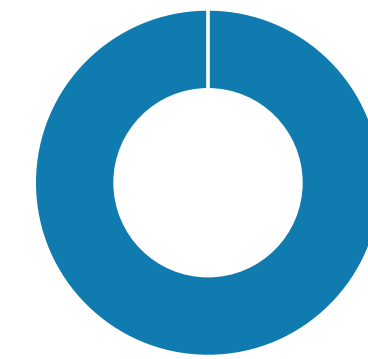
Common Ukraine policy ↗



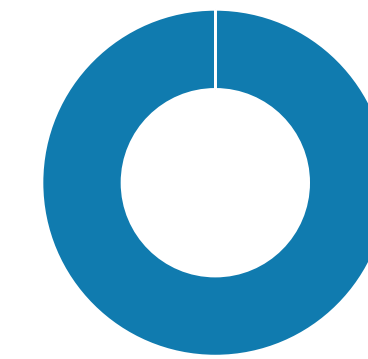
Common Syria policy ↗



Common MENA policy ↗



Common China policy ↗



Better governance for the eurozone ↗



Fully completed single market ↗



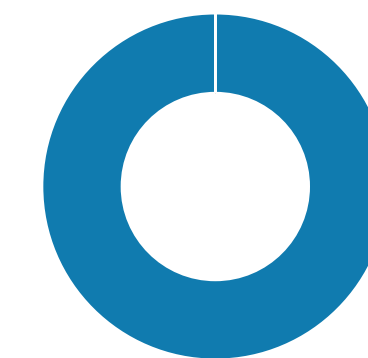
Common social policy ↗



Common energy policy ↗



Single climate policy ↗



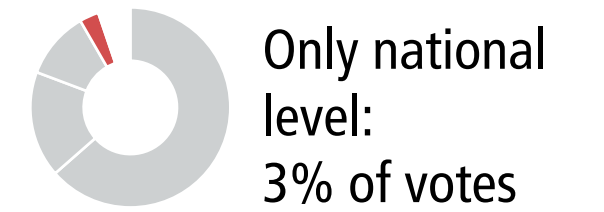
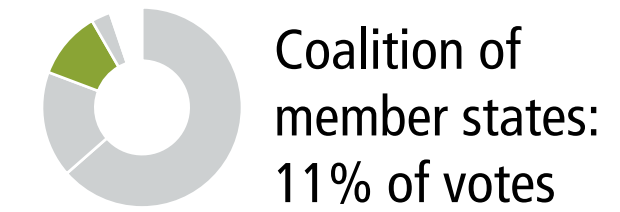
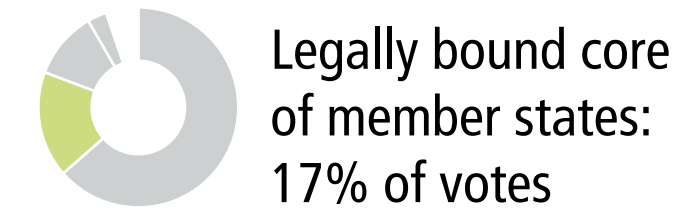
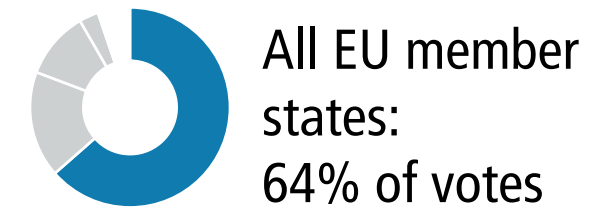
- Policies Overview
- Commitment to Deeper Integration
- Importance of Coalitions
- Preferred Actor Level**
- Preferred Actor Level (Public View)

Number of respondents: 1. Share of 'Don't know' votes shown by open circles

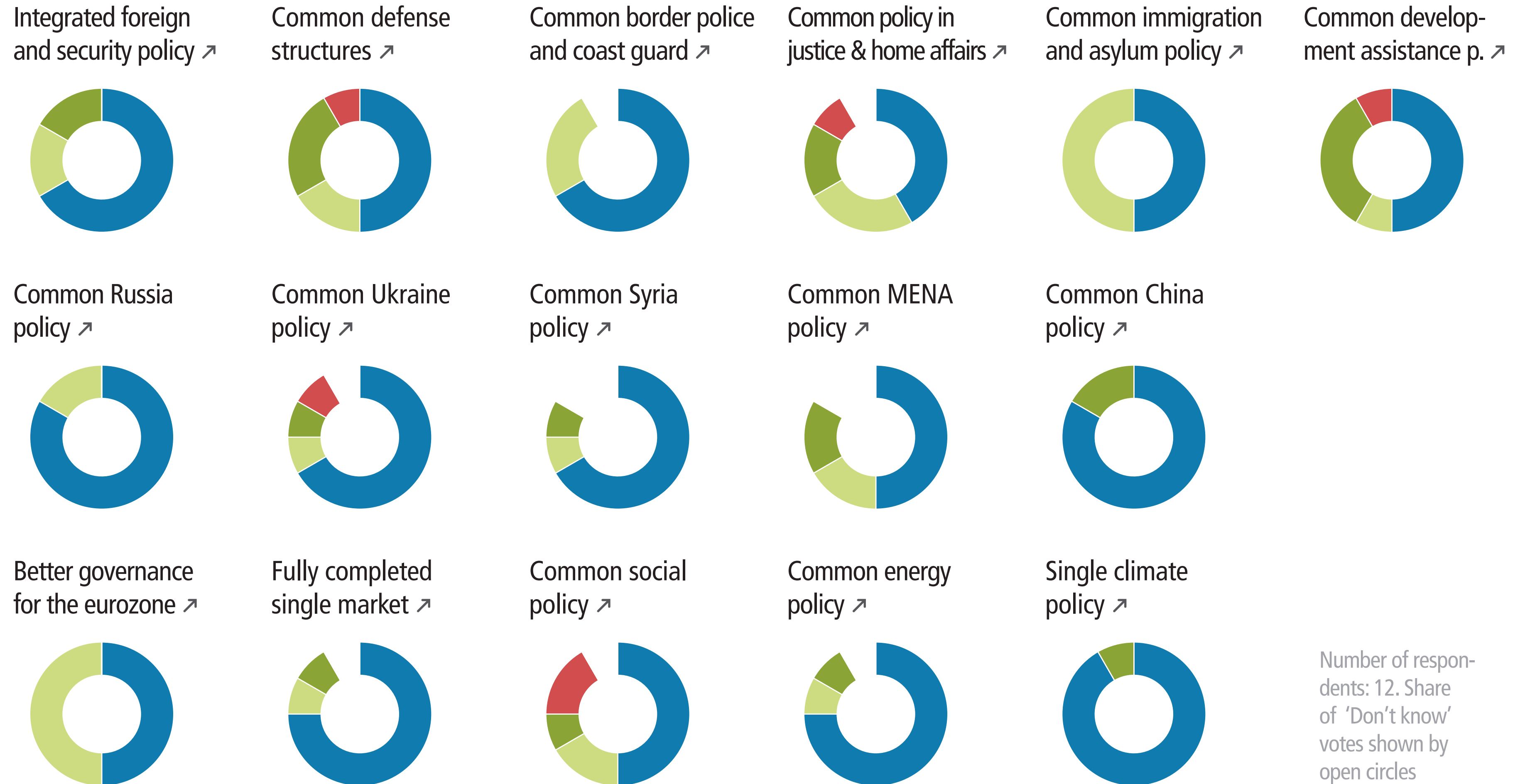
# Preferred Actor Level Votes by Netherlands

Q16

“What actor level would your country prefer for the following list of policy projects?”



Countries	Policies
EU	Affluent Seven
Big Six	Southern Seven
Founding Six	Visegrád Four
Austria	Italy
Belgium	Latvia
Bulgaria	Lithuania
Croatia	Luxembourg
Cyprus	Malta
Czech Rep.	<b>Netherlands</b>
Denmark	Poland
Estonia	Portugal
Finland	Romania
France	Slovakia
Germany	Slovenia
Greece	Spain
Hungary	Sweden
Ireland	UK



Number of respondents: 12. Share of 'Don't know' votes shown by open circles

- Policies Overview
- Commitment to Deeper Integration
- Importance of Coalitions
- Preferred Actor Level**
- Preferred Actor Level (Public View)

# Preferred Actor Level Votes by Poland

Q16

“What actor level would your country prefer for the following list of policy projects?”



All EU member states:  
51% of votes



Legally bound core of member states:  
16% of votes



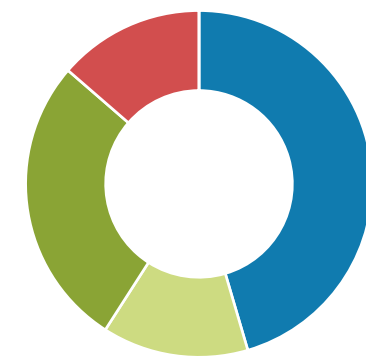
Coalition of member states:  
14% of votes



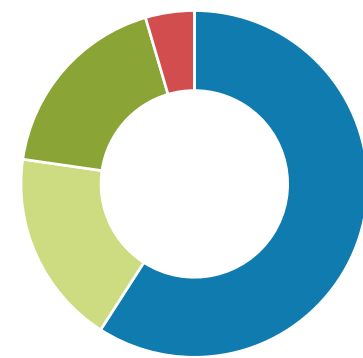
Only national level:  
18% of votes

Countries	Policies
EU	Affluent Seven
Big Six	Southern Seven
Founding Six	Visegrád Four
Austria	Italy
Belgium	Latvia
Bulgaria	Lithuania
Croatia	Luxembourg
Cyprus	Malta
Czech Rep.	Netherlands
Denmark	<b>Poland</b>
Estonia	Portugal
Finland	Romania
France	Slovakia
Germany	Slovenia
Greece	Spain
Hungary	Sweden
Ireland	UK

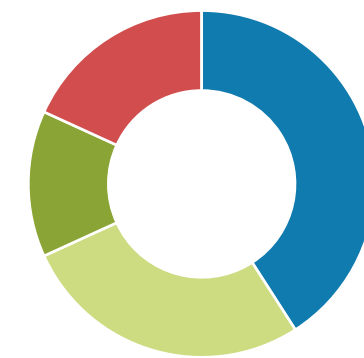
Integrated foreign and security policy ↗



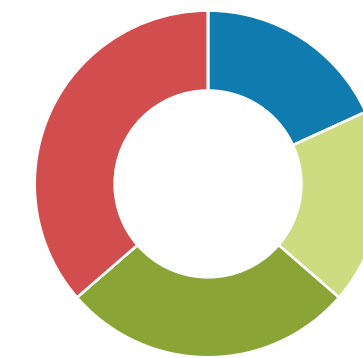
Common defense structures ↗



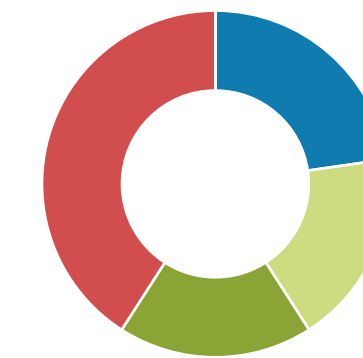
Common border police and coast guard ↗



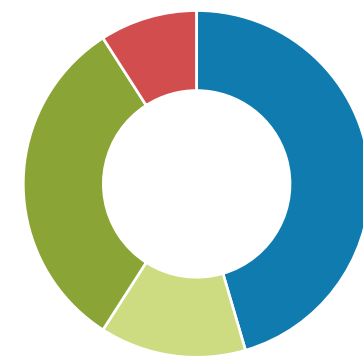
Common policy in justice & home affairs ↗



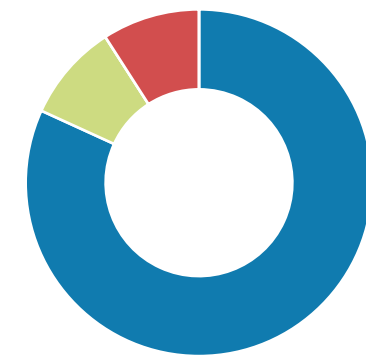
Common immigration and asylum policy ↗



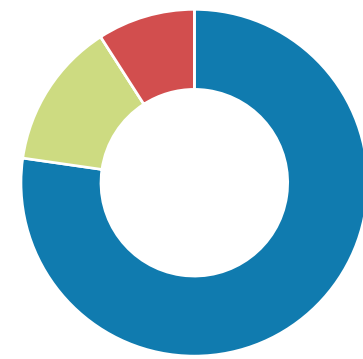
Common development assistance p. ↗



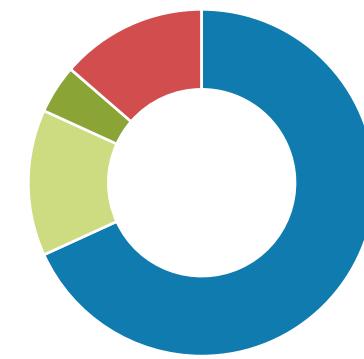
Common Russia policy ↗



Common Ukraine policy ↗



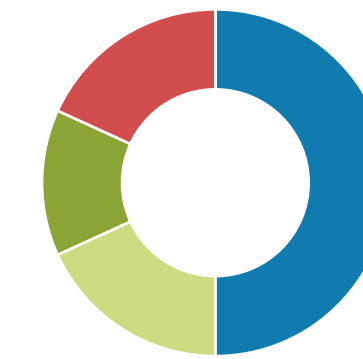
Common Syria policy ↗



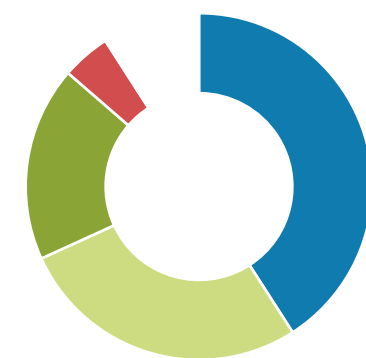
Common MENA policy ↗



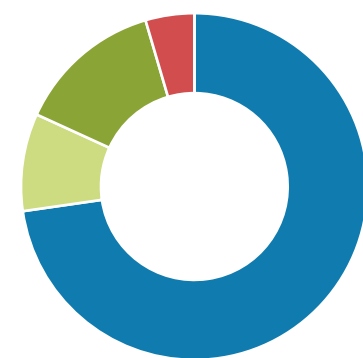
Common China policy ↗



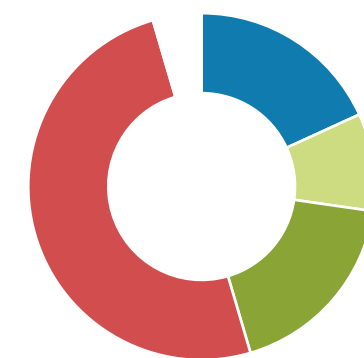
Better governance for the eurozone ↗



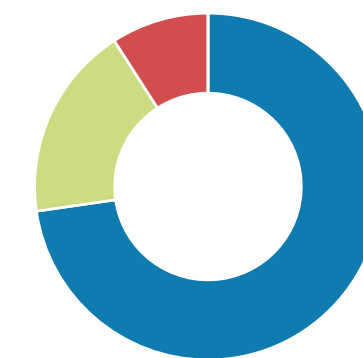
Fully completed single market ↗



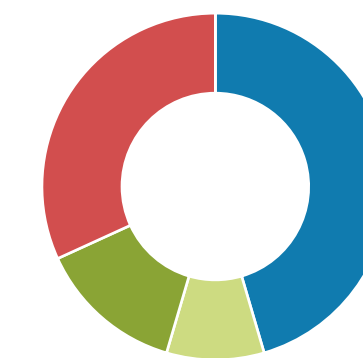
Common social policy ↗



Common energy policy ↗



Single climate policy ↗



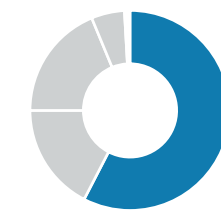
- Policies Overview
- Commitment to Deeper Integration
- Importance of Coalitions
- Preferred Actor Level**
- Preferred Actor Level (Public View)

Number of respondents: 22. Share of 'Don't know' votes shown by open circles

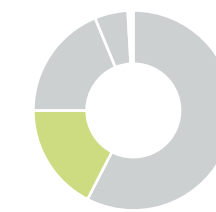
# Preferred Actor Level Votes by Portugal

Q16

“What actor level would your country prefer for the following list of policy projects?”



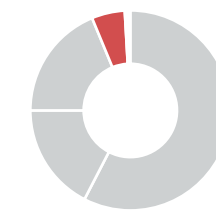
All EU member states:  
58% of votes



Legally bound core of member states:  
17% of votes



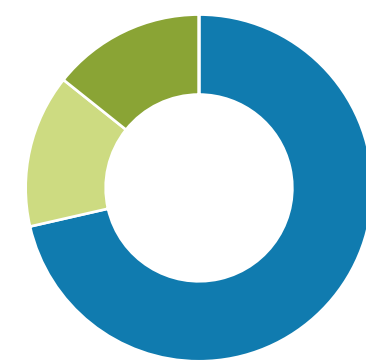
Coalition of member states:  
19% of votes



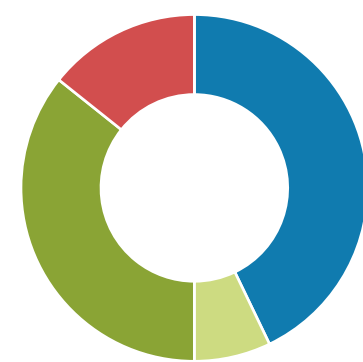
Only national level:  
5% of votes

Countries	Policies
EU	Affluent Seven
Big Six	Southern Seven
Founding Six	Visegrád Four
Austria	Italy
Belgium	Latvia
Bulgaria	Lithuania
Croatia	Luxembourg
Cyprus	Malta
Czech Rep.	Netherlands
Denmark	Poland
Estonia	<b>Portugal</b>
Finland	Romania
France	Slovakia
Germany	Slovenia
Greece	Spain
Hungary	Sweden
Ireland	UK

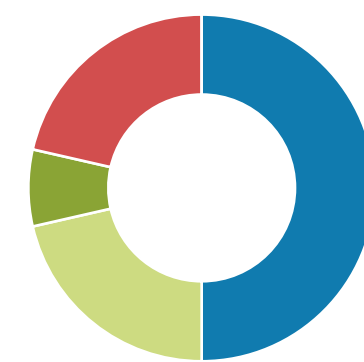
Integrated foreign and security policy ↗



Common defense structures ↗



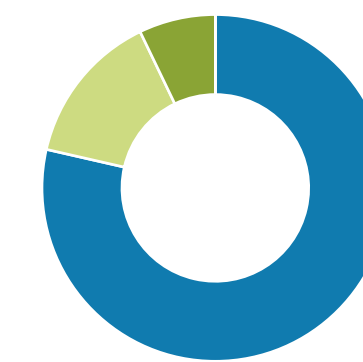
Common border police and coast guard ↗



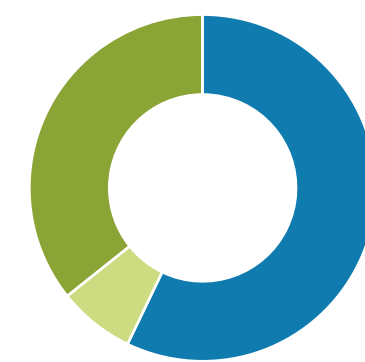
Common policy in justice & home affairs ↗



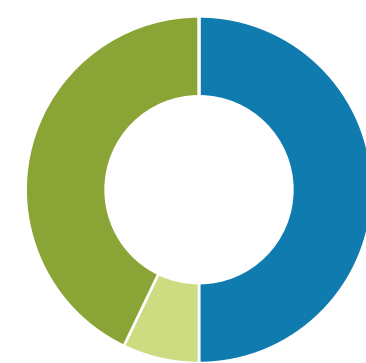
Common immigration and asylum policy ↗



Common development assistance p. ↗



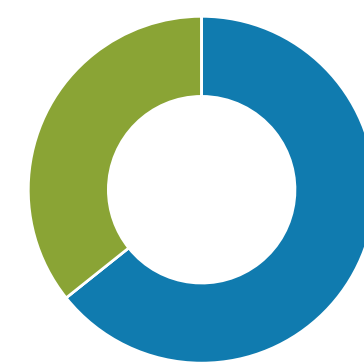
Common Russia policy ↗



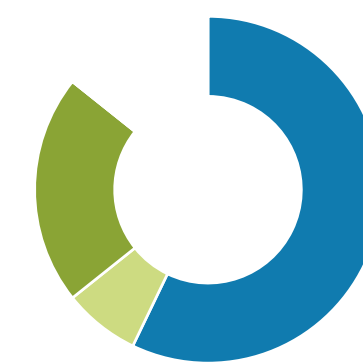
Common Ukraine policy ↗



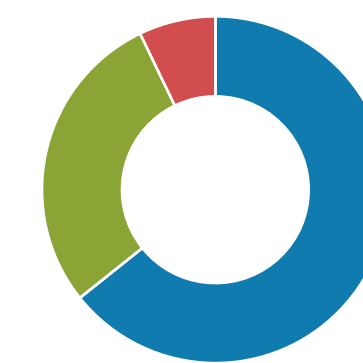
Common Syria policy ↗



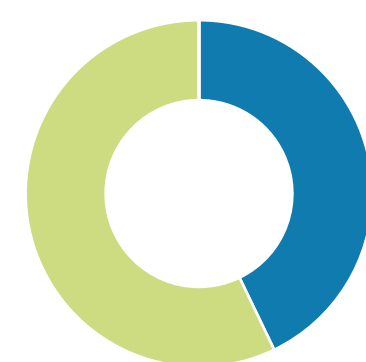
Common MENA policy ↗



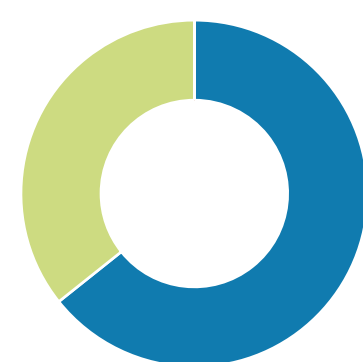
Common China policy ↗



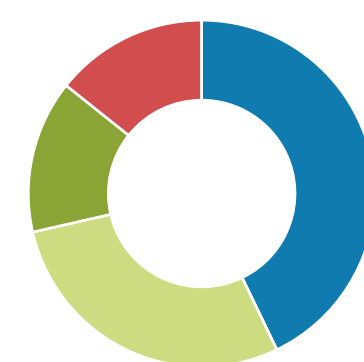
Better governance for the eurozone ↗



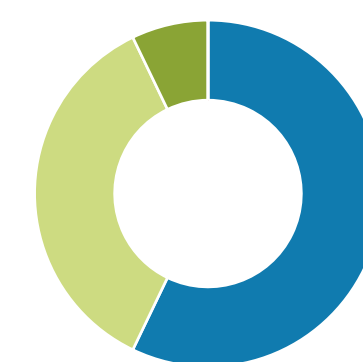
Fully completed single market ↗



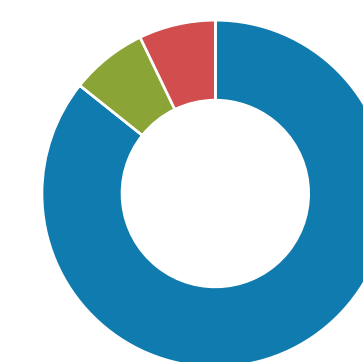
Common social policy ↗



Common energy policy ↗



Single climate policy ↗



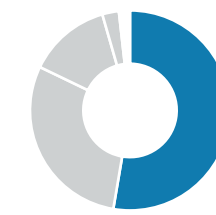
- Policies Overview
- Commitment to Deeper Integration
- Importance of Coalitions
- Preferred Actor Level**
- Preferred Actor Level (Public View)

Number of respondents: 14. Share of 'Don't know' votes shown by open circles

# Preferred Actor Level Votes by Romania

Q16

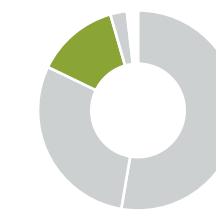
“What actor level would your country prefer for the following list of policy projects?”



All EU member states:  
53% of votes



Legally bound core of member states:  
29% of votes



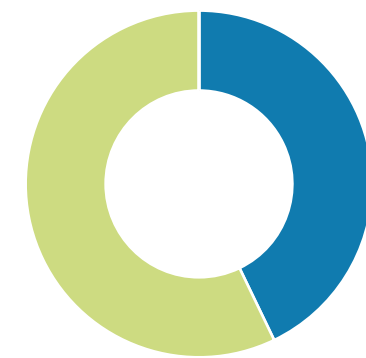
Coalition of member states:  
13% of votes



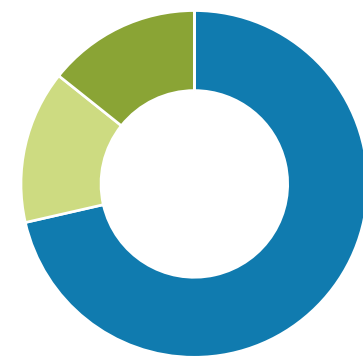
Only national level:  
3% of votes

Countries	Policies
EU	Affluent Seven
Big Six	Southern Seven
Founding Six	Visegrád Four
Austria	Italy
Belgium	Latvia
Bulgaria	Lithuania
Croatia	Luxembourg
Cyprus	Malta
Czech Rep.	Netherlands
Denmark	Poland
Estonia	Portugal
Finland	<b>Romania</b>
France	Slovakia
Germany	Slovenia
Greece	Spain
Hungary	Sweden
Ireland	UK

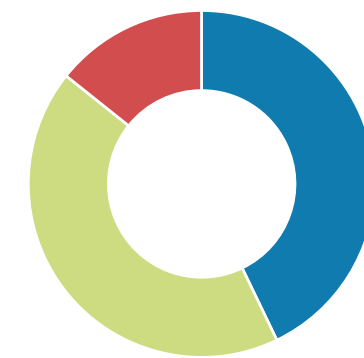
Integrated foreign and security policy ↗



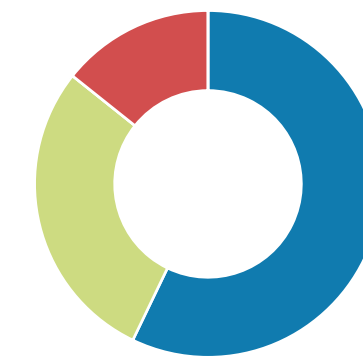
Common defense structures ↗



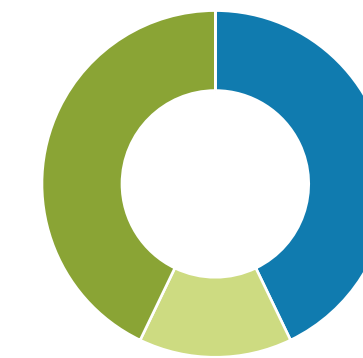
Common border police and coast guard ↗



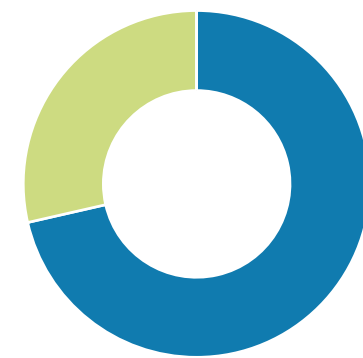
Common policy in justice & home affairs ↗



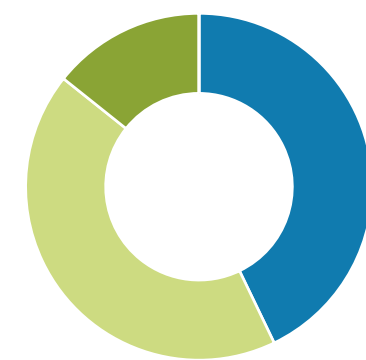
Common immigration and asylum policy ↗



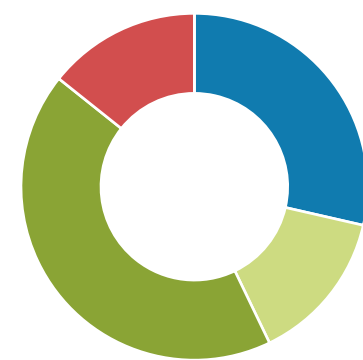
Common development assistance p. ↗



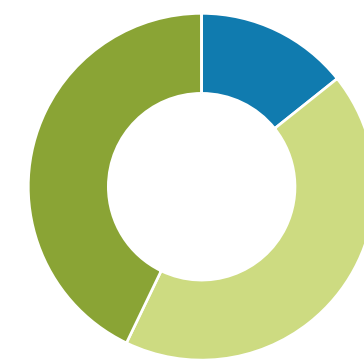
Common Russia policy ↗



Common Ukraine policy ↗



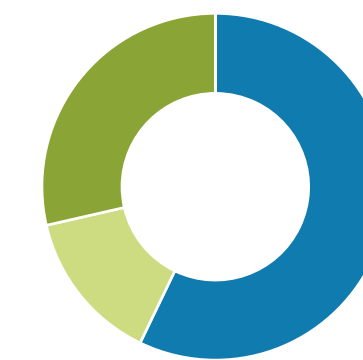
Common Syria policy ↗



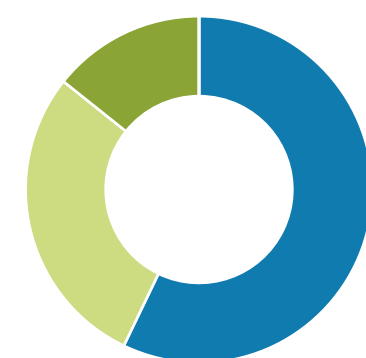
Common MENA policy ↗



Common China policy ↗



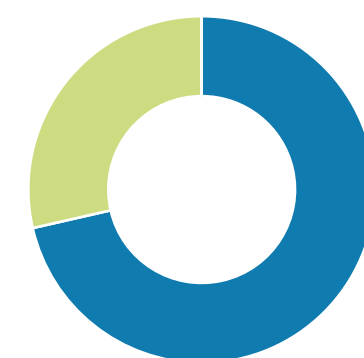
Better governance for the eurozone ↗



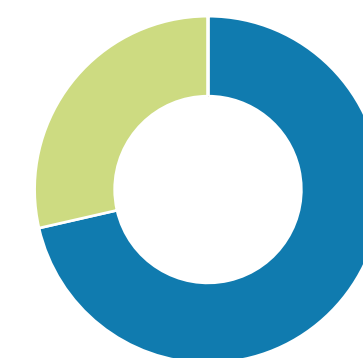
Fully completed single market ↗



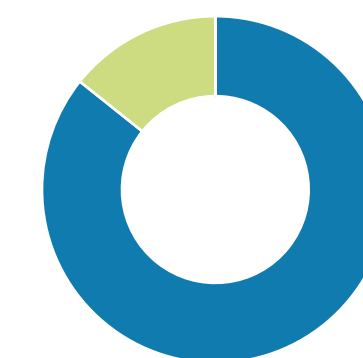
Common social policy ↗



Common energy policy ↗



Single climate policy ↗



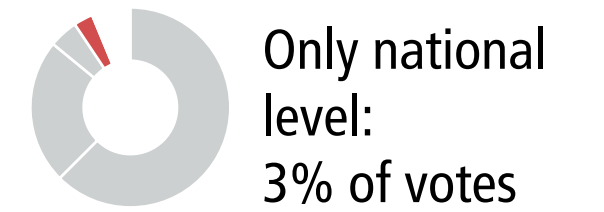
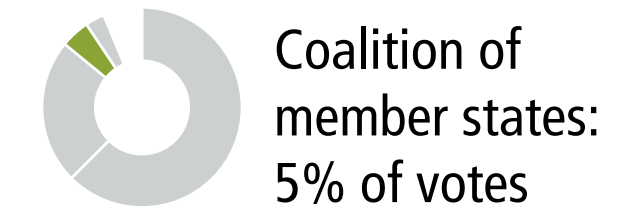
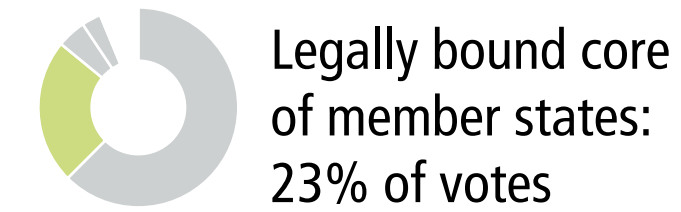
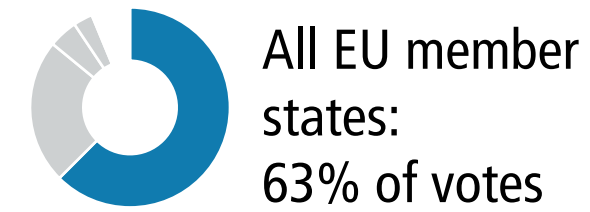
- Policies Overview
- Commitment to Deeper Integration
- Importance of Coalitions
- Preferred Actor Level**
- Preferred Actor Level (Public View)

Number of respondents: 7. Share of 'Don't know' votes shown by open circles


# Preferred Actor Level Votes by Slovakia

Q16

“What actor level would your country prefer for the following list of policy projects?”



Countries	Policies
EU	Affluent Seven
Big Six	Southern Seven
Founding Six	Visegrád Four
Austria	Italy
Belgium	Latvia
Bulgaria	Lithuania
Croatia	Luxembourg
Cyprus	Malta
Czech Rep.	Netherlands
Denmark	Poland
Estonia	Portugal
Finland	Romania
France	<b>Slovakia</b>
Germany	Slovenia
Greece	Spain
Hungary	Sweden
Ireland	UK



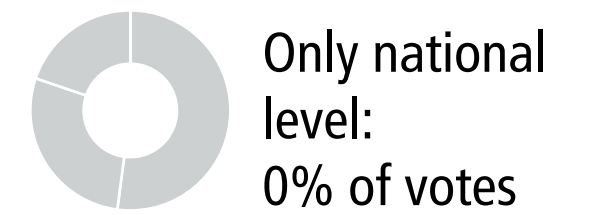
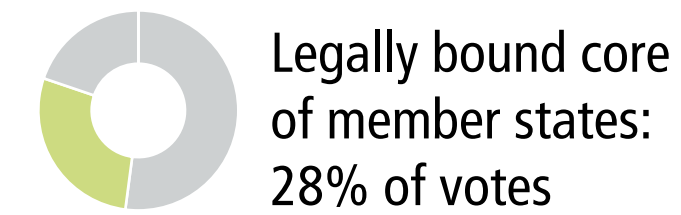
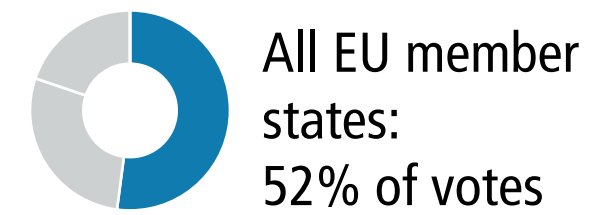
- Policies Overview
- Commitment to Deeper Integration
- Importance of Coalitions
- Preferred Actor Level**
- Preferred Actor Level (Public View)

Number of respondents: 4. Share of 'Don't know' votes shown by open circles

# Preferred Actor Level Votes by Slovenia

Q16

“What actor level would your country prefer for the following list of policy projects?”



Countries	Policies
EU	Affluent Seven
Big Six	Southern Seven
Founding Six	Visegrád Four
Austria	Italy
Belgium	Latvia
Bulgaria	Lithuania
Croatia	Luxembourg
Cyprus	Malta
Czech Rep.	Netherlands
Denmark	Poland
Estonia	Portugal
Finland	Romania
France	Slovakia
Germany	<b>Slovenia</b>
Greece	Spain
Hungary	Sweden
Ireland	UK



Number of respondents: 6. Share of 'Don't know' votes shown by open circles

- Policies Overview
- Commitment to Deeper Integration
- Importance of Coalitions
- Preferred Actor Level**
- Preferred Actor Level (Public View)



# Preferred Actor Level Votes by Spain

Q16

“What actor level would your country prefer for the following list of policy projects?”



All EU member states:  
54% of votes



Legally bound core of member states:  
24% of votes



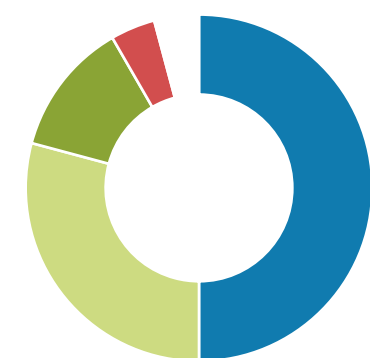
Coalition of member states:  
9% of votes



Only national level:  
5% of votes

Countries	Policies
EU	Affluent Seven
Big Six	Southern Seven
Founding Six	Visegrád Four
Austria	Italy
Belgium	Latvia
Bulgaria	Lithuania
Croatia	Luxembourg
Cyprus	Malta
Czech Rep.	Netherlands
Denmark	Poland
Estonia	Portugal
Finland	Romania
France	Slovakia
Germany	Slovenia
Greece	<b>Spain</b>
Hungary	Sweden
Ireland	UK

Integrated foreign and security policy ↗



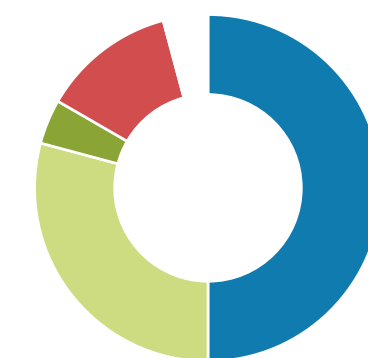
Common defense structures ↗



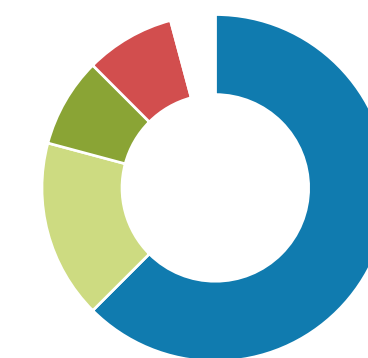
Common border police and coast guard ↗



Common policy in justice & home affairs ↗



Common immigration and asylum policy ↗



Common development assistance p. ↗



Common Russia policy ↗



Common Ukraine policy ↗



Common Syria policy ↗



Common MENA policy ↗



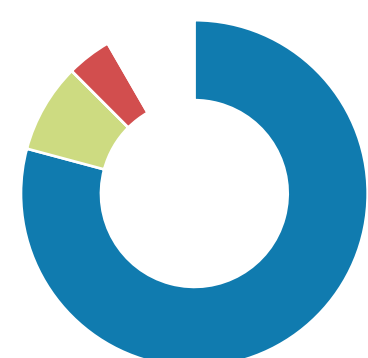
Common China policy ↗



Better governance for the eurozone ↗



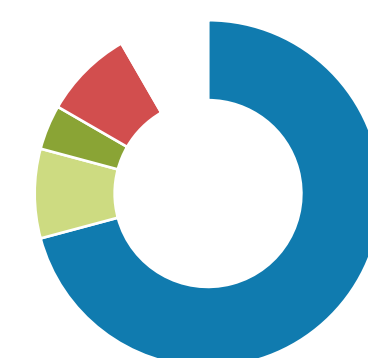
Fully completed single market ↗



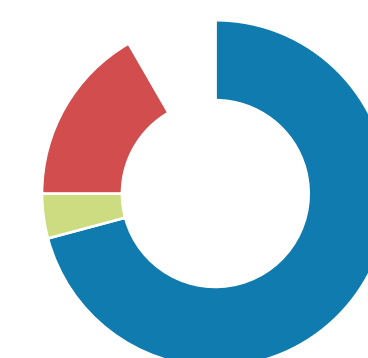
Common social policy ↗



Common energy policy ↗



Single climate policy ↗



- Policies Overview
- Commitment to Deeper Integration
- Importance of Coalitions
- Preferred Actor Level**
- Preferred Actor Level (Public View)

Number of respondents: 24. Share of 'Don't know' votes shown by open circles

# Preferred Actor Level Votes by Sweden

Q16

“What actor level would your country prefer for the following list of policy projects?”



All EU member states:  
55% of votes



Legally bound core of member states:  
14% of votes



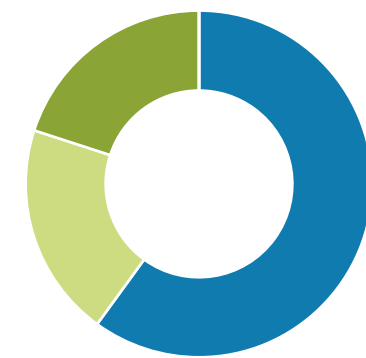
Coalition of member states:  
20% of votes



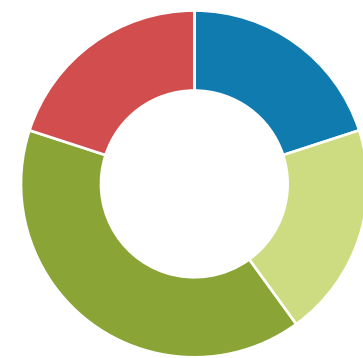
Only national level:  
9% of votes

Countries	Policies
EU	Affluent Seven
Big Six	Southern Seven
Founding Six	Visegrád Four
Austria	Italy
Belgium	Latvia
Bulgaria	Lithuania
Croatia	Luxembourg
Cyprus	Malta
Czech Rep.	Netherlands
Denmark	Poland
Estonia	Portugal
Finland	Romania
France	Slovakia
Germany	Slovenia
Greece	Spain
Hungary	<b>Sweden</b>
Ireland	UK

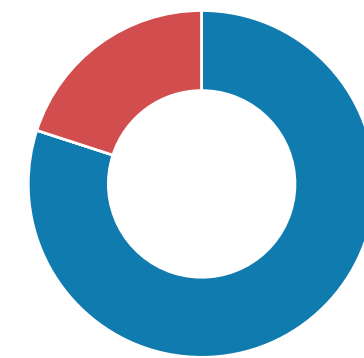
Integrated foreign and security policy ↗



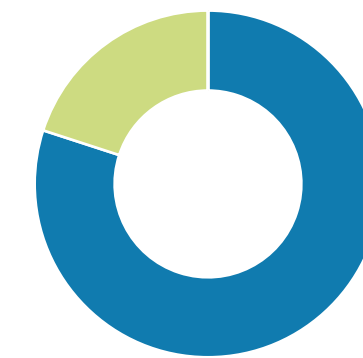
Common defense structures ↗



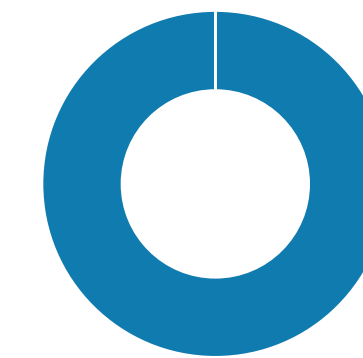
Common border police and coast guard ↗



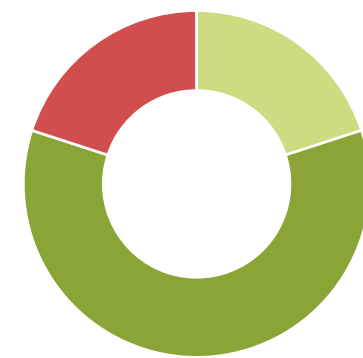
Common policy in justice & home affairs ↗



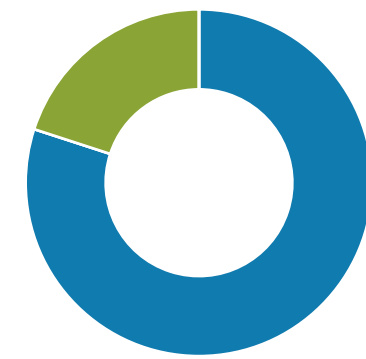
Common immigration and asylum policy ↗



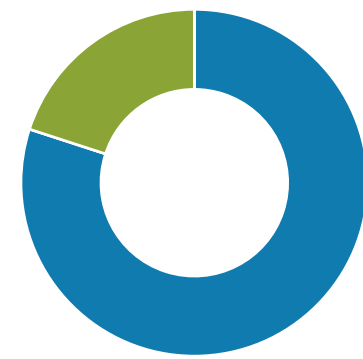
Common development assistance p. ↗



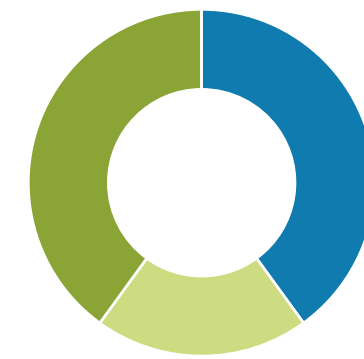
Common Russia policy ↗



Common Ukraine policy ↗



Common Syria policy ↗



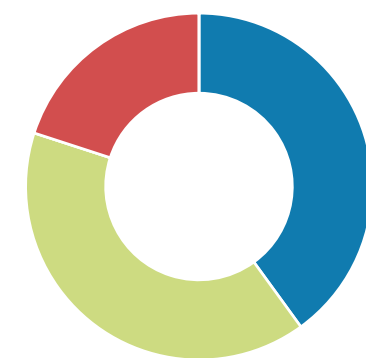
Common MENA policy ↗



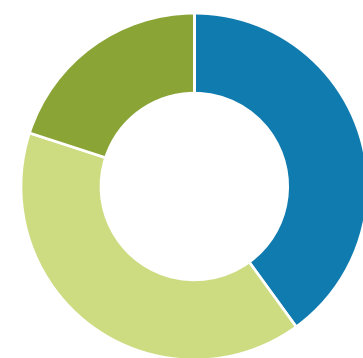
Common China policy ↗



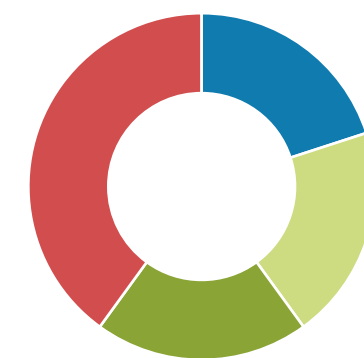
Better governance for the eurozone ↗



Fully completed single market ↗



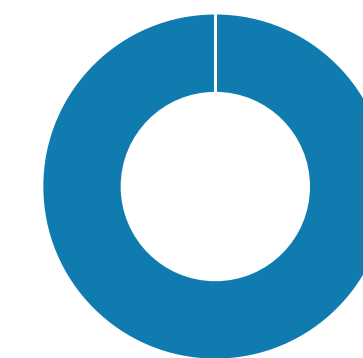
Common social policy ↗



Common energy policy ↗



Single climate policy ↗



- Policies Overview
- Commitment to Deeper Integration
- Importance of Coalitions
- Preferred Actor Level**
- Preferred Actor Level (Public View)

Number of respondents: 5. Share of 'Don't know' votes shown by open circles

# Preferred Actor Level Votes by UK

## Q16

“What actor level would your country prefer for the following list of policy projects?”



All EU member states:  
34% of votes



Legally bound core of member states:  
19% of votes



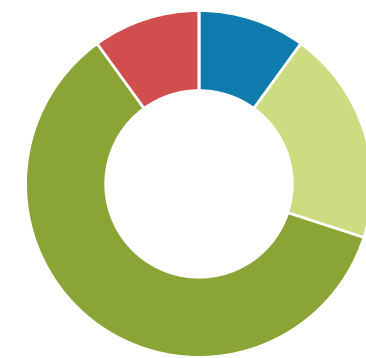
Coalition of member states:  
28% of votes



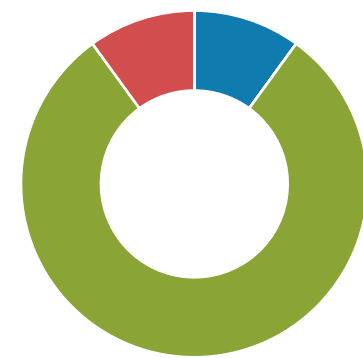
Only national level:  
16% of votes

Countries	Policies
EU	Affluent Seven
Big Six	Southern Seven
Founding Six	Visegrád Four
Austria	Italy
Belgium	Latvia
Bulgaria	Lithuania
Croatia	Luxembourg
Cyprus	Malta
Czech Rep.	Netherlands
Denmark	Poland
Estonia	Portugal
Finland	Romania
France	Slovakia
Germany	Slovenia
Greece	Spain
Hungary	Sweden
Ireland	<b>UK</b>

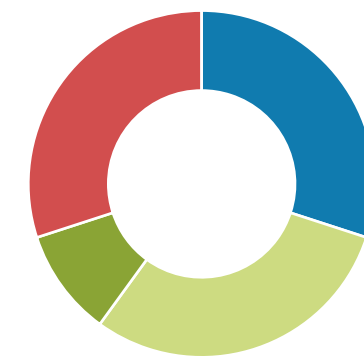
Integrated foreign and security policy ↗



Common defense structures ↗



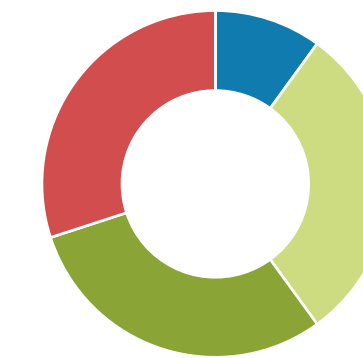
Common border police and coast guard ↗



Common policy in justice & home affairs ↗



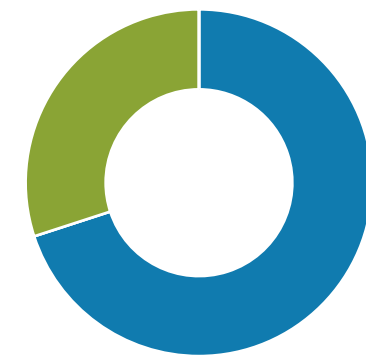
Common immigration and asylum policy ↗



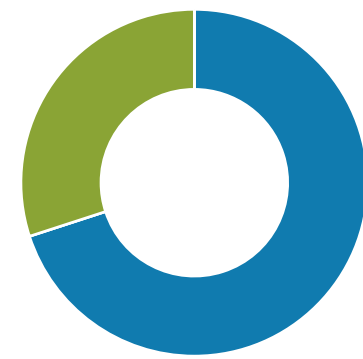
Common development assistance p. ↗



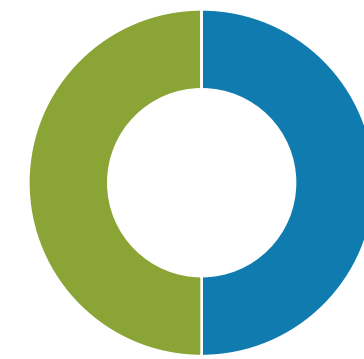
Common Russia policy ↗



Common Ukraine policy ↗



Common Syria policy ↗



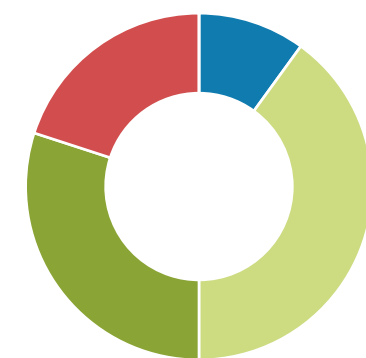
Common MENA policy ↗



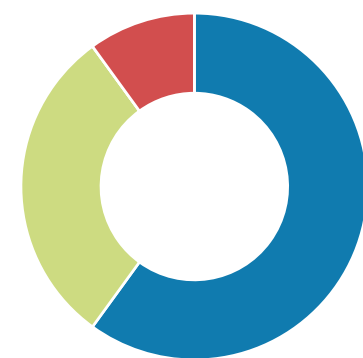
Common China policy ↗



Better governance for the eurozone ↗



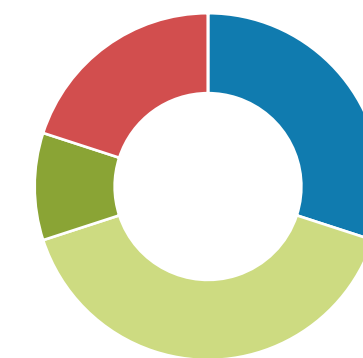
Fully completed single market ↗



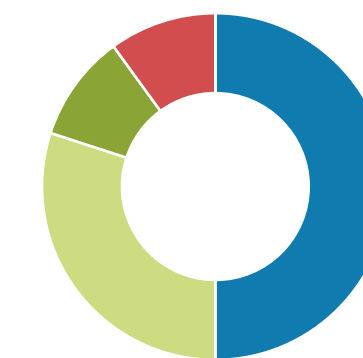
Common social policy ↗



Common energy policy ↗



Single climate policy ↗



- Policies Overview
- Commitment to Deeper Integration
- Importance of Coalitions
- Preferred Actor Level**
- Preferred Actor Level (Public View)

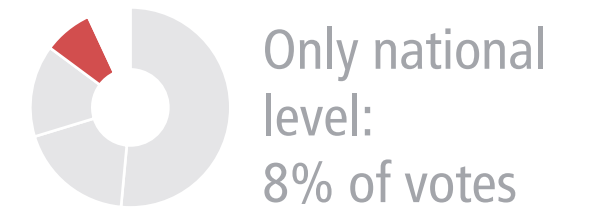
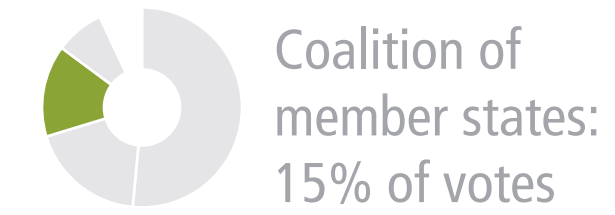
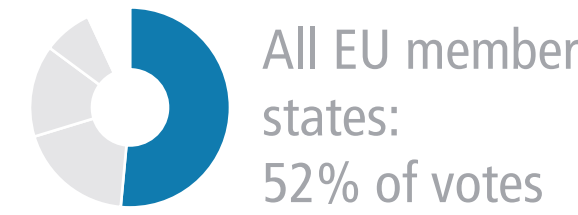
Number of respondents: 10. Share of 'Don't know' votes shown by open circles

# Preferred Actor Level All policies

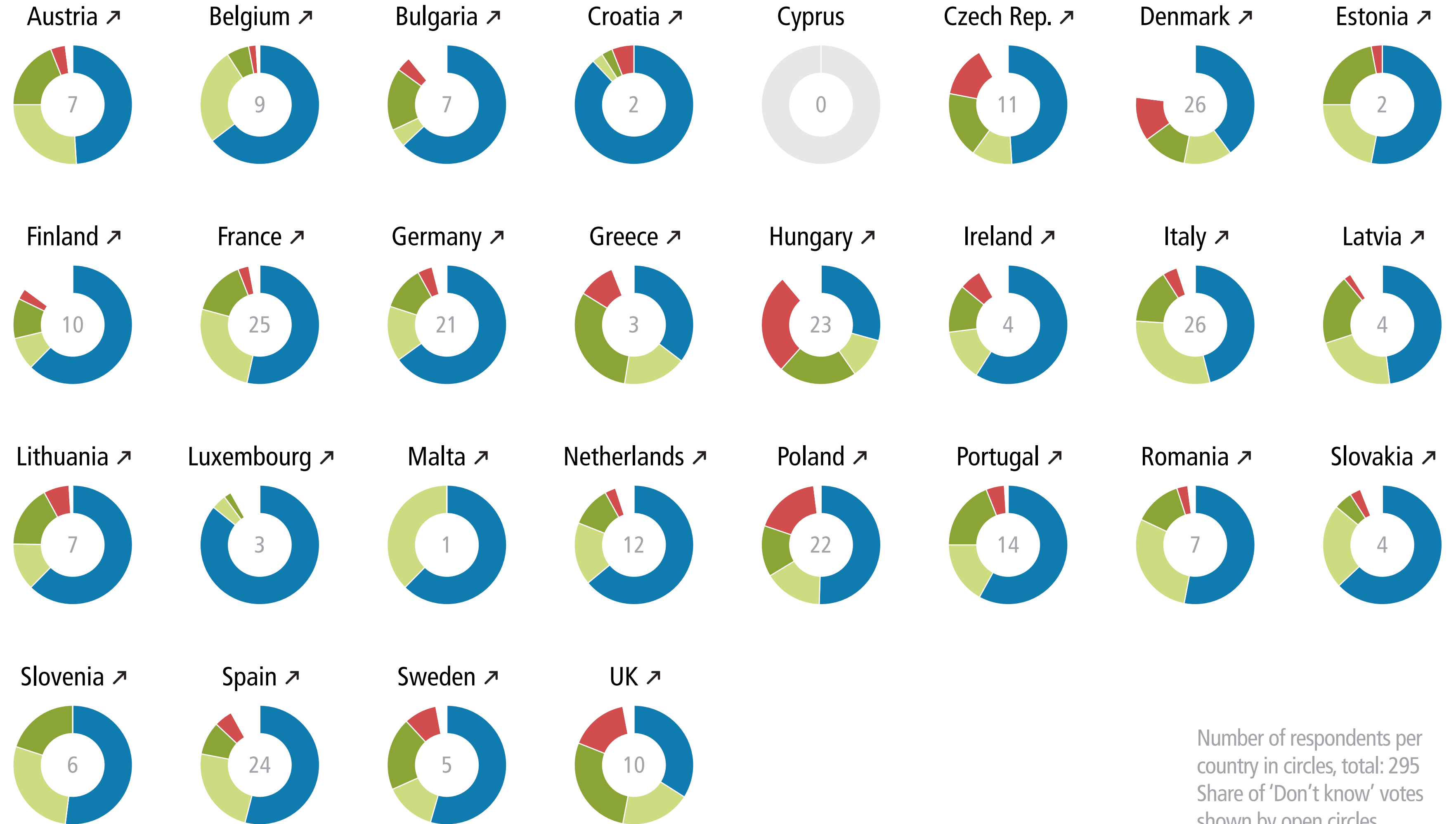
Q16

“What actor level would your country prefer for the following list of policy projects?”

All four actor levels



Countries	Policies
	All policies
	Integrated foreign and security policy
	Common defence structures
	Common border police and coast guard
	Common policy in justice and home affairs
	Common immigration and asylum policy
	Common development assistance policy
	Common Russia policy
	Common Ukraine policy
	Common Syria policy
	Common MENA policy
	Common China policy
	Better governance for the eurozone
	Fully completed single market
	Common social policy
	Common energy policy
	Single climate policy
	Policies Overview
	Commitment to Deeper Integration
	Importance of Coalitions
	Preferred Actor Level
	Preferred Actor Level (Public View)



Number of respondents per country in circles, total: 295  
Share of 'Don't know' votes shown by open circles

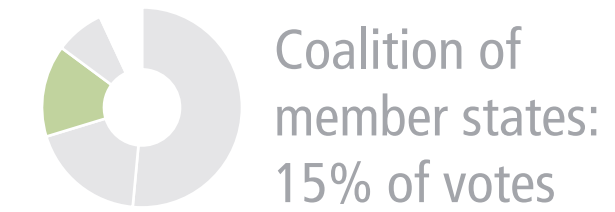
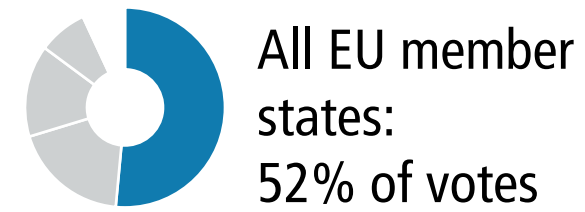


# Preferred Actor Level All policies

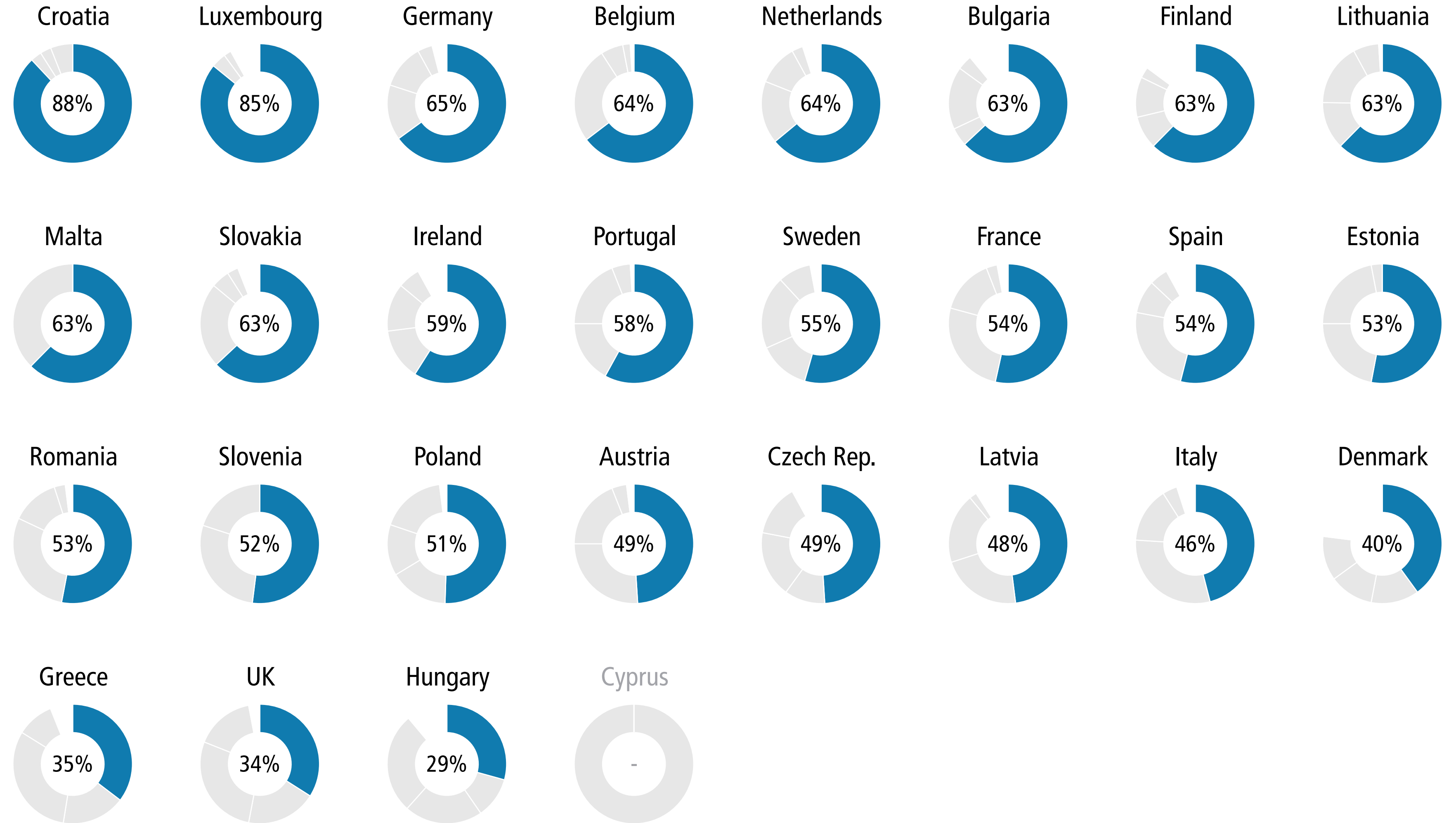
Q16

“What actor level would your country prefer for the following list of policy projects?”

All four actor levels



Countries	Policies
	All policies
	Integrated foreign and security policy
	Common defence structures
	Common border police and coast guard
	Common policy in justice and home affairs
	Common immigration and asylum policy
	Common development assistance policy
	Common Russia policy
	Common Ukraine policy
	Common Syria policy
	Common MENA policy
	Common China policy
	Better governance for the eurozone
	Fully completed single market
	Common social policy
	Common energy policy
	Single climate policy
	Policies Overview
	Commitment to Deeper Integration
	Importance of Coalitions
	Preferred Actor Level
	Preferred Actor Level (Public View)

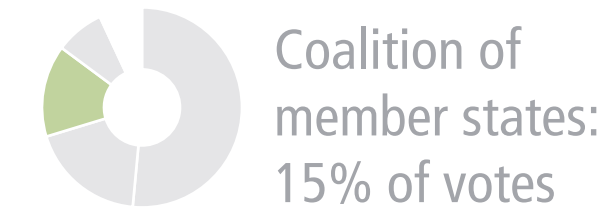
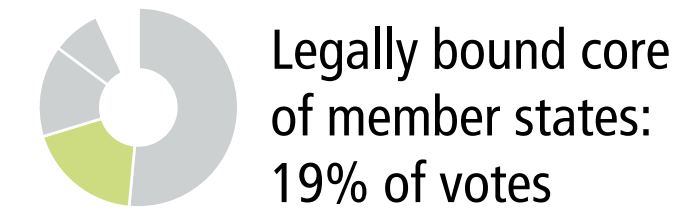



# Preferred Actor Level All policies

Q16

“What actor level would your country prefer for the following list of policy projects?”

All four actor levels

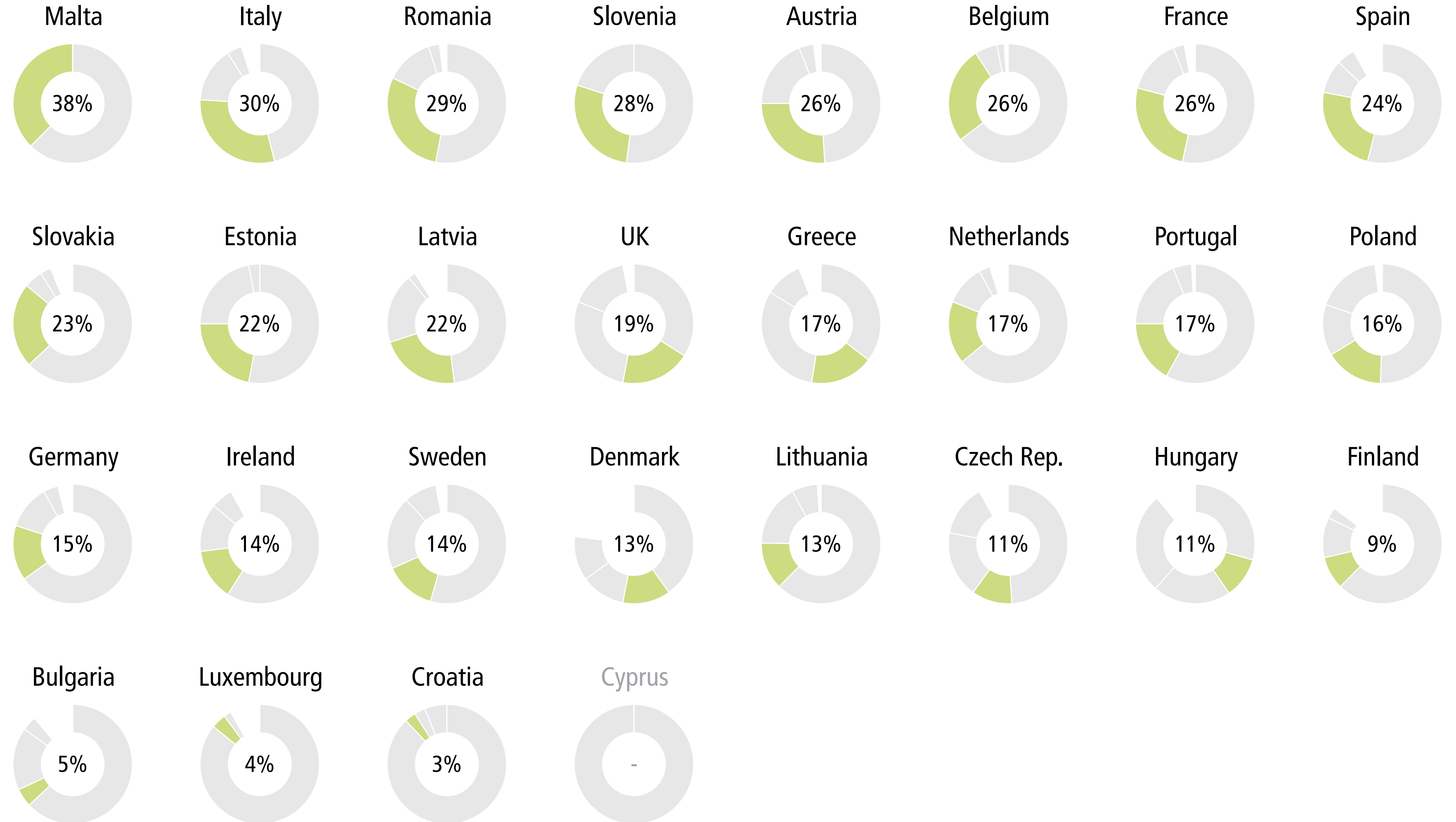


Countries **Policies**

All policies

- Integrated foreign and security policy
- Common defence structures
- Common border police and coast guard
- Common policy in justice and home affairs
- Common immigration and asylum policy
- Common development assistance policy
- Common Russia policy
- Common Ukraine policy
- Common Syria policy
- Common MENA policy
- Common China policy
- Better governance for the eurozone
- Fully completed single market
- Common social policy
- Common energy policy
- Single climate policy

- Policies Overview
- Commitment to Deeper Integration
- Importance of Coalitions
- Preferred Actor Level**
- Preferred Actor Level (Public View)

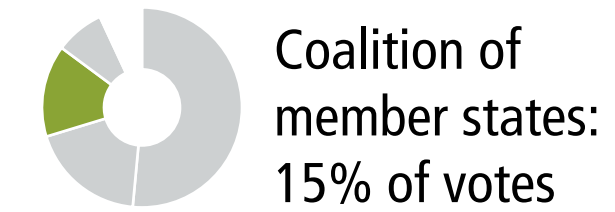



# Preferred Actor Level All policies

Q16

“What actor level would your country prefer for the following list of policy projects?”

All four actor levels



Countries Policies

All policies

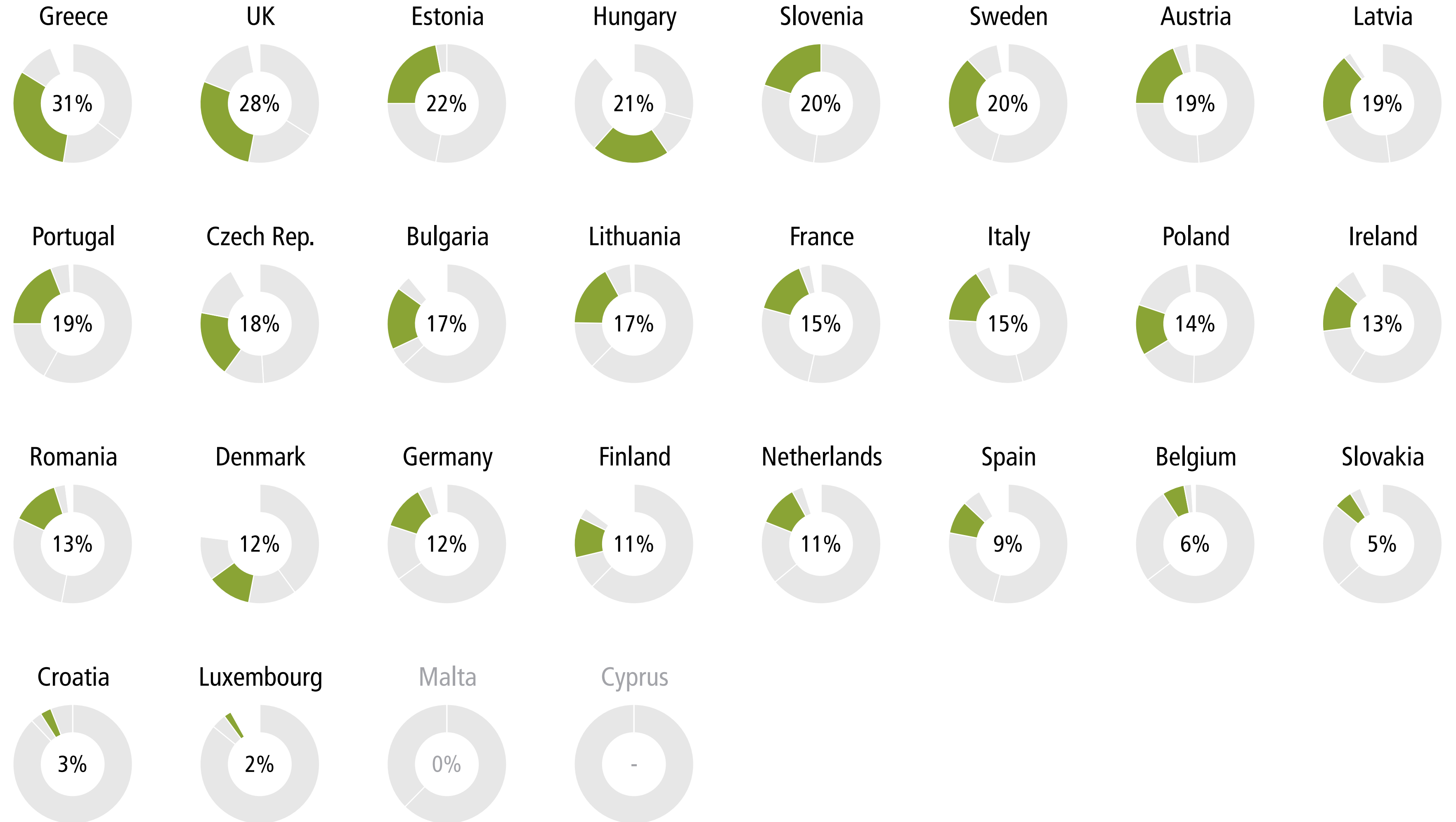
- Integrated foreign and security policy
- Common defence structures
- Common border police and coast guard
- Common policy in justice and home affairs
- Common immigration and asylum policy
- Common development assistance policy
- Common Russia policy
- Common Ukraine policy
- Common Syria policy
- Common MENA policy
- Common China policy
- Better governance for the eurozone
- Fully completed single market
- Common social policy
- Common energy policy
- Single climate policy

Policies Overview

- Commitment to Deeper Integration
- Importance of Coalitions

Preferred Actor Level

Preferred Actor Level (Public View)


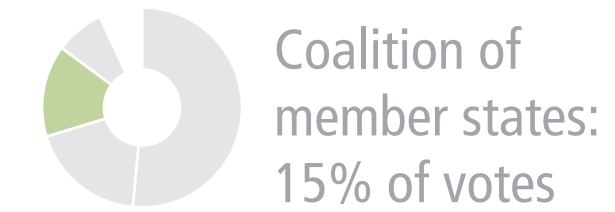



# Preferred Actor Level All policies

Q16

“What actor level would your country prefer for the following list of policy projects?”

All four actor levels



Countries Policies

All policies

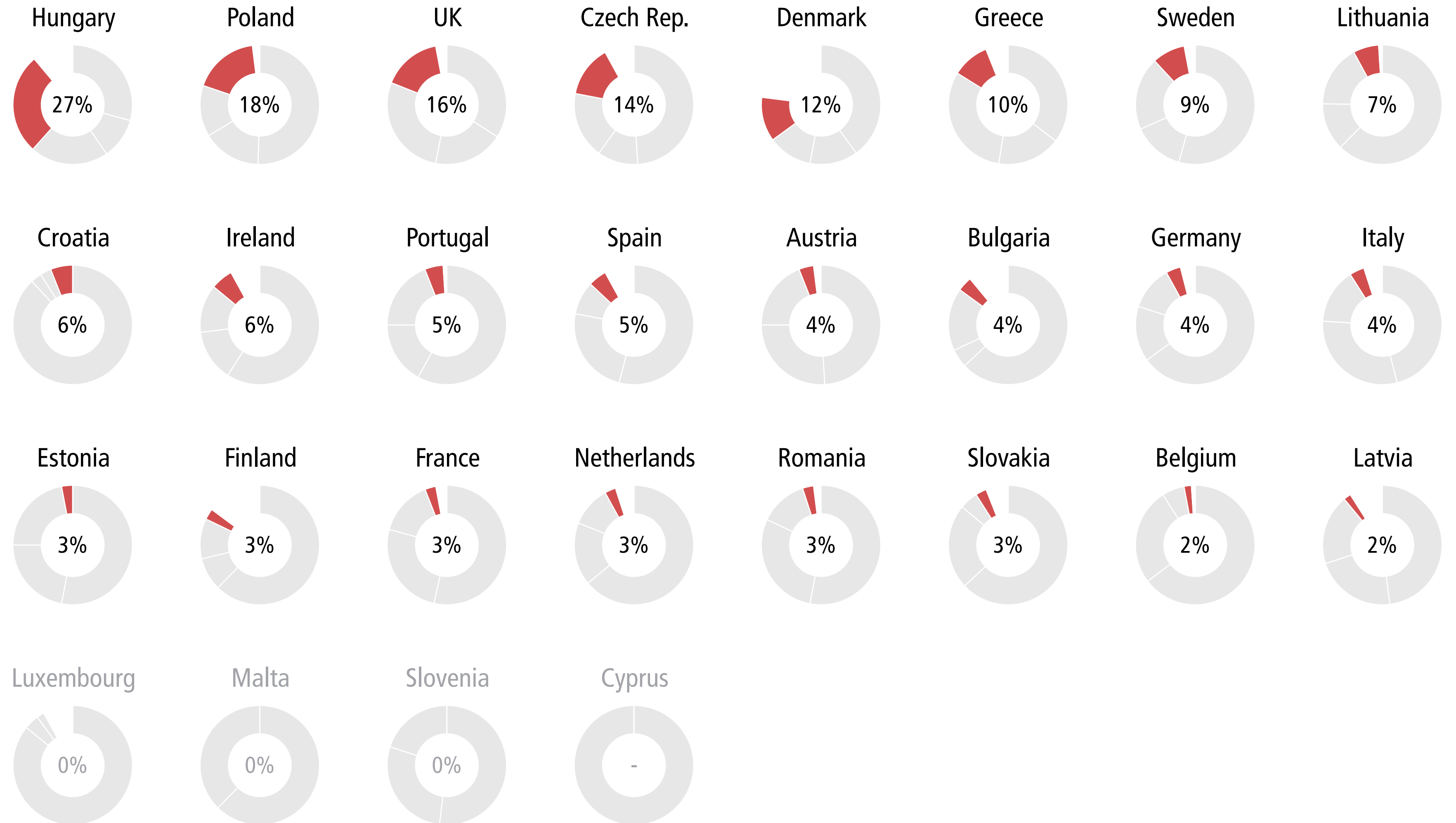
- Integrated foreign and security policy
- Common defence structures
- Common border police and coast guard
- Common policy in justice and home affairs
- Common immigration and asylum policy
- Common development assistance policy
- Common Russia policy
- Common Ukraine policy
- Common Syria policy
- Common MENA policy
- Common China policy
- Better governance for the eurozone
- Fully completed single market
- Common social policy
- Common energy policy
- Single climate policy

Policies Overview

- Commitment to Deeper Integration
- Importance of Coalitions

Preferred Actor Level

Preferred Actor Level (Public View)



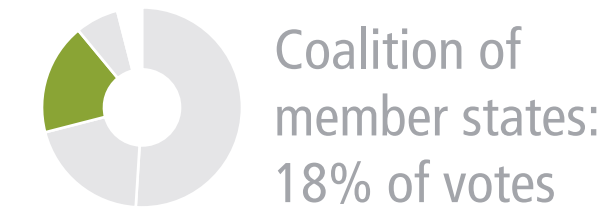



# Preferred Actor Level Integrated foreign and security policy

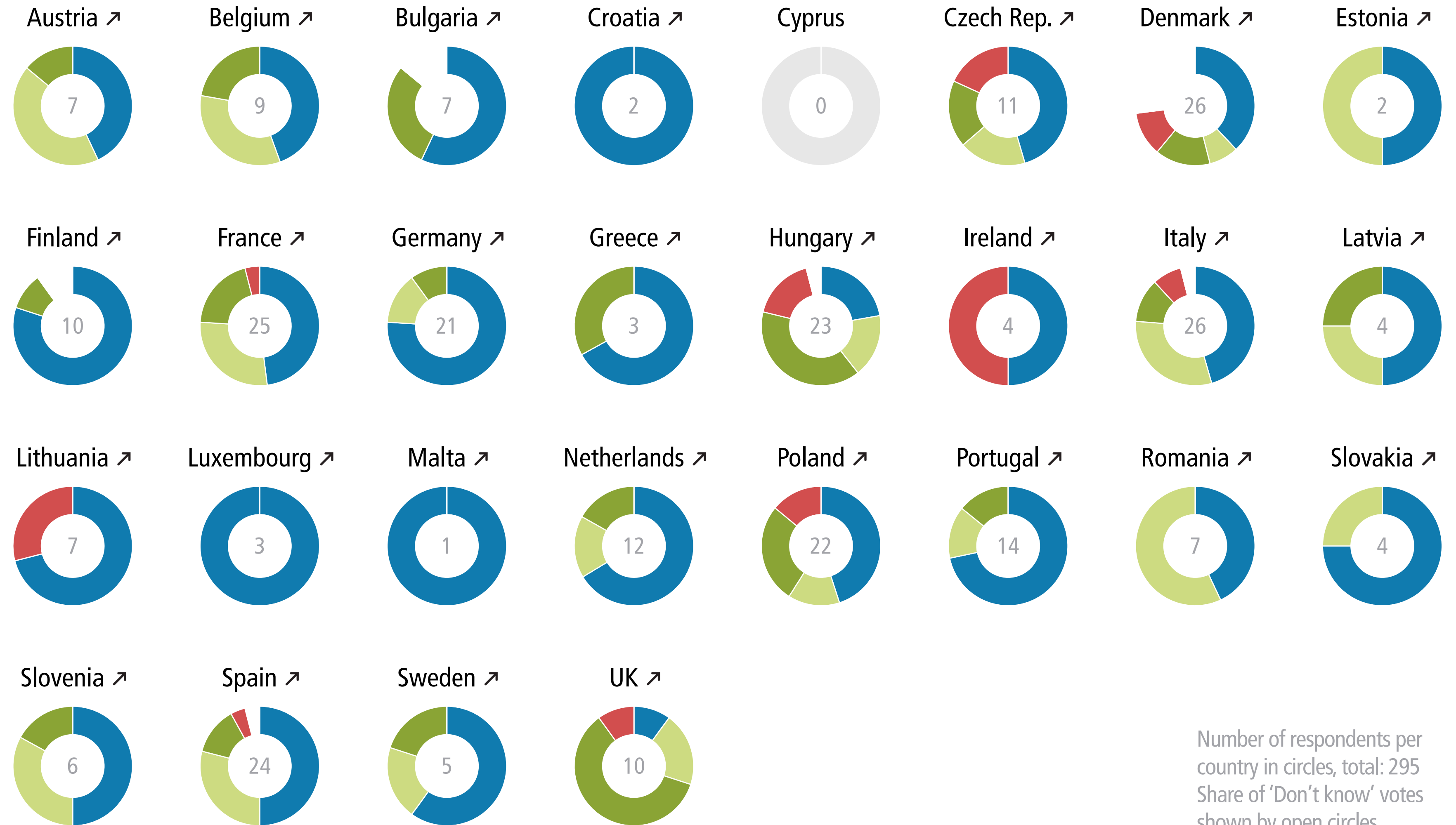
Q16

“What actor level would your country prefer for the following list of policy projects?”

All four actor levels



Countries	Policies
	All policies
	<b>Integrated foreign and security policy</b>
	Common defence structures
	Common border police and coast guard
	Common policy in justice and home affairs
	Common immigration and asylum policy
	Common development assistance policy
	Common Russia policy
	Common Ukraine policy
	Common Syria policy
	Common MENA policy
	Common China policy
	Better governance for the eurozone
	Fully completed single market
	Common social policy
	Common energy policy
	Single climate policy
	Policies Overview
	Commitment to Deeper Integration
	Importance of Coalitions
	<b>Preferred Actor Level</b>
	Preferred Actor Level (Public View)



Number of respondents per country in circles, total: 295  
Share of 'Don't know' votes shown by open circles

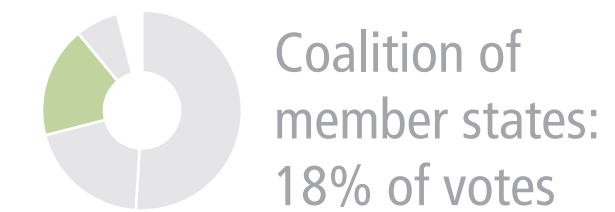
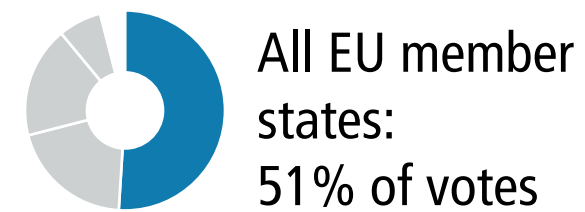


# Preferred Actor Level Integrated foreign and security policy

Q16

“What actor level would your country prefer for the following list of policy projects?”

All four actor levels



Countries **Policies**

All policies

**Integrated foreign and security policy**

- Common defence structures
- Common border police and coast guard
- Common policy in justice and home affairs
- Common immigration and asylum policy
- Common development assistance policy

- Common Russia policy
- Common Ukraine policy
- Common Syria policy
- Common MENA policy
- Common China policy

- Better governance for the eurozone
- Fully completed single market
- Common social policy
- Common energy policy
- Single climate policy

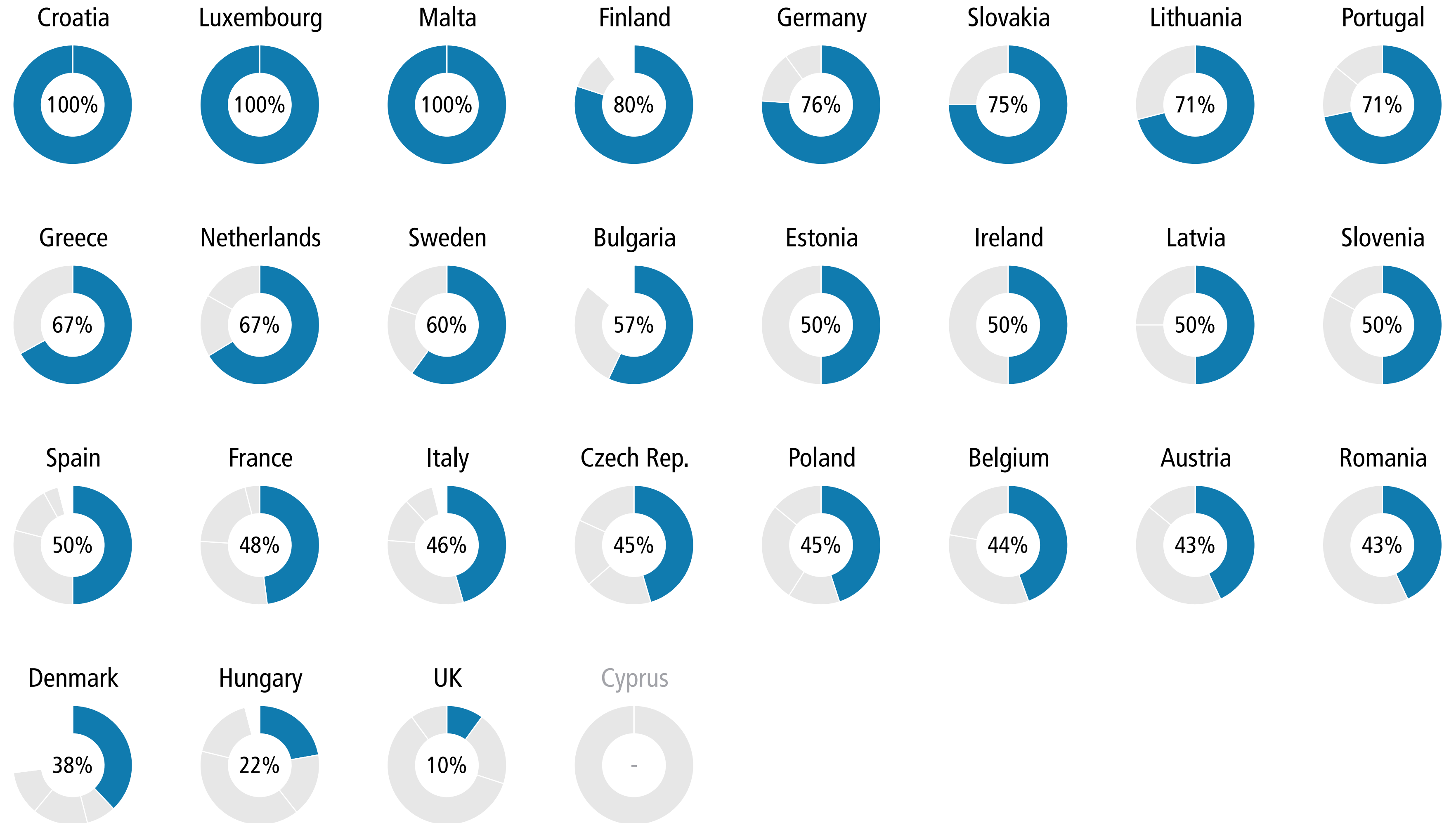
Policies Overview

Commitment to Deeper Integration

Importance of Coalitions

**Preferred Actor Level**

Preferred Actor Level (Public View)

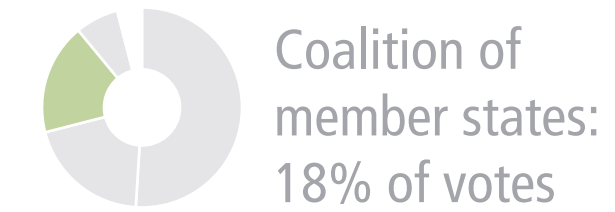
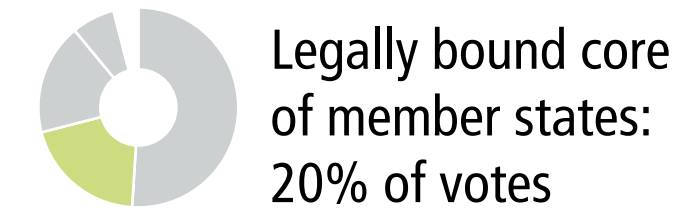



# Preferred Actor Level Integrated foreign and security policy

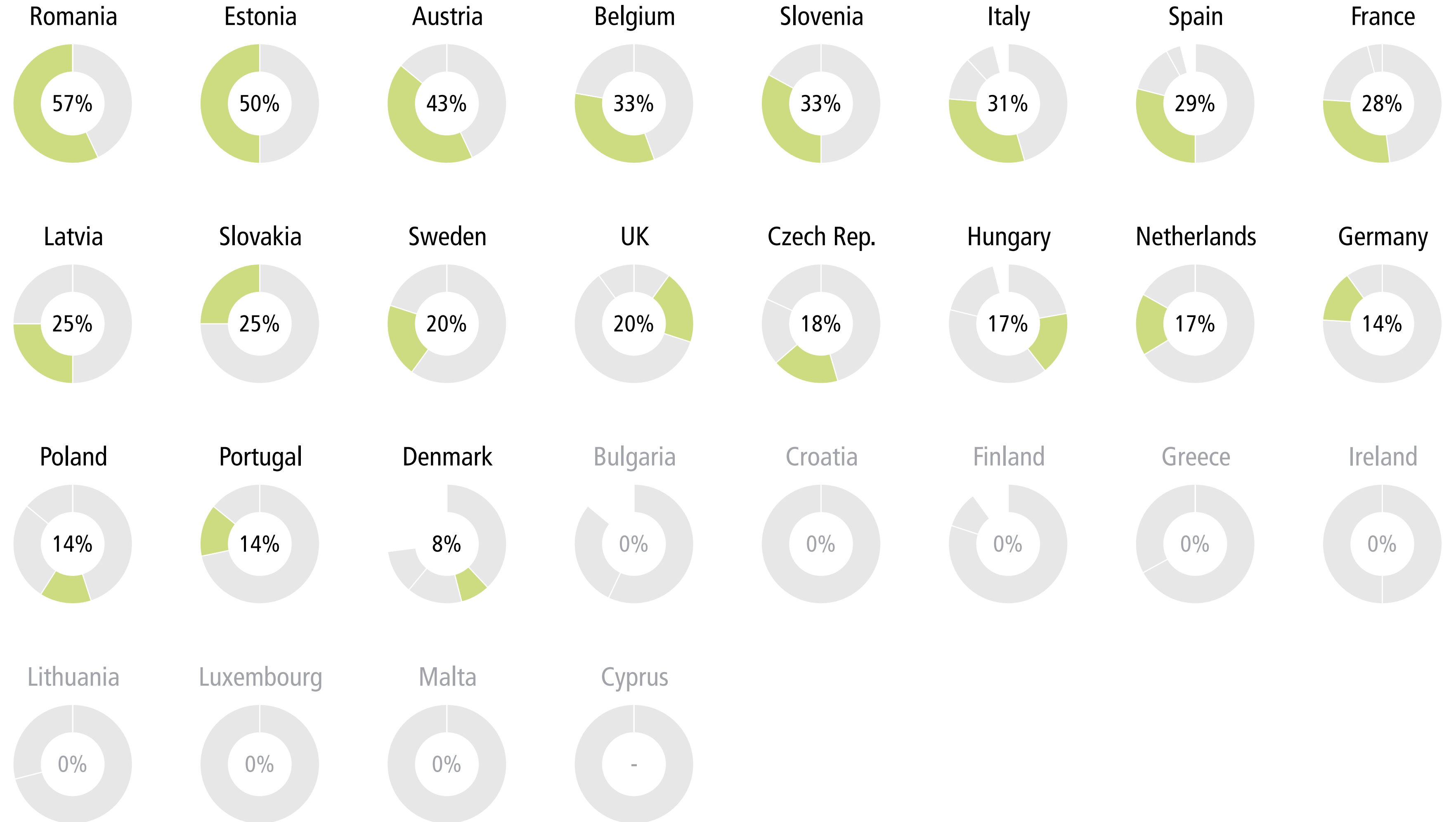
Q16

“What actor level would your country prefer for the following list of policy projects?”

All four actor levels



Countries	Policies
	All policies
	<b>Integrated foreign and security policy</b>
	Common defence structures
	Common border police and coast guard
	Common policy in justice and home affairs
	Common immigration and asylum policy
	Common development assistance policy
	Common Russia policy
	Common Ukraine policy
	Common Syria policy
	Common MENA policy
	Common China policy
	Better governance for the eurozone
	Fully completed single market
	Common social policy
	Common energy policy
	Single climate policy
	Policies Overview
	Commitment to Deeper Integration
	Importance of Coalitions
	<b>Preferred Actor Level</b>
	Preferred Actor Level (Public View)

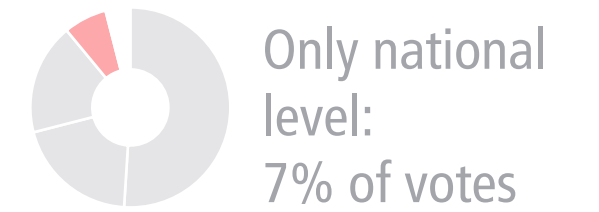
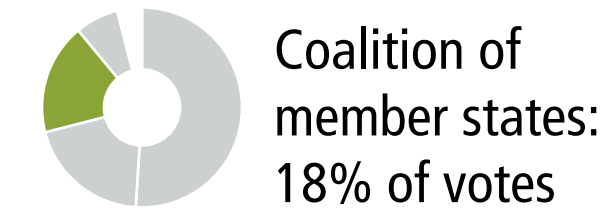



# Preferred Actor Level Integrated foreign and security policy

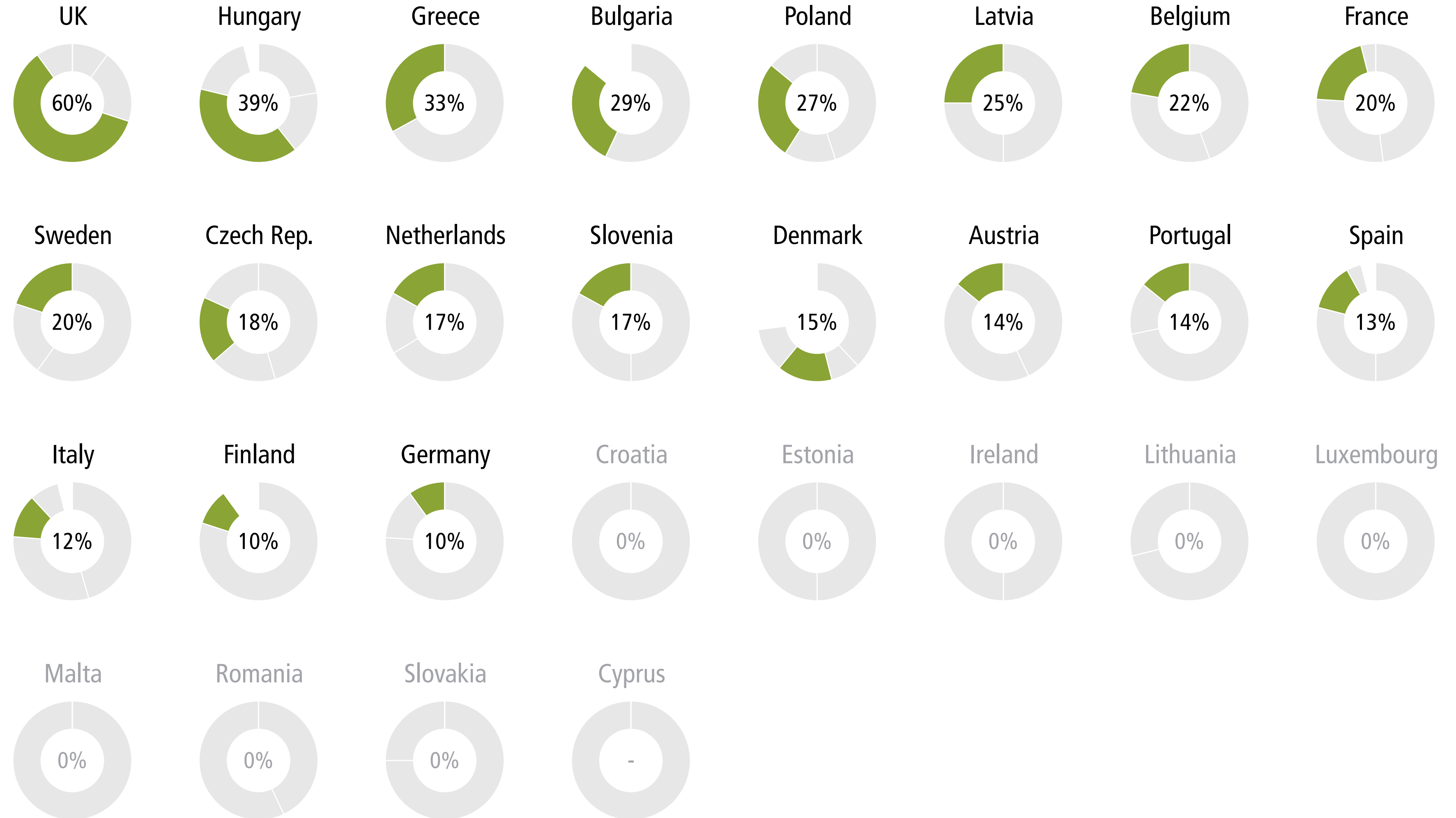
Q16

“What actor level would your country prefer for the following list of policy projects?”

All four actor levels



Countries	Policies
	All policies
	<b>Integrated foreign and security policy</b>
	Common defence structures
	Common border police and coast guard
	Common policy in justice and home affairs
	Common immigration and asylum policy
	Common development assistance policy
	Common Russia policy
	Common Ukraine policy
	Common Syria policy
	Common MENA policy
	Common China policy
	Better governance for the eurozone
	Fully completed single market
	Common social policy
	Common energy policy
	Single climate policy



Policies Overview
Commitment to Deeper Integration
Importance of Coalitions
<b>Preferred Actor Level</b>
Preferred Actor Level (Public View)

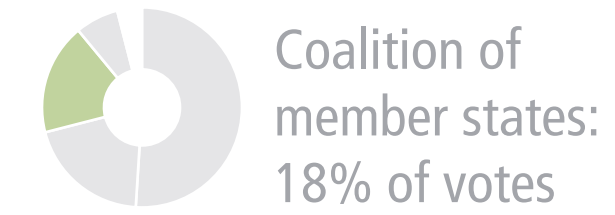
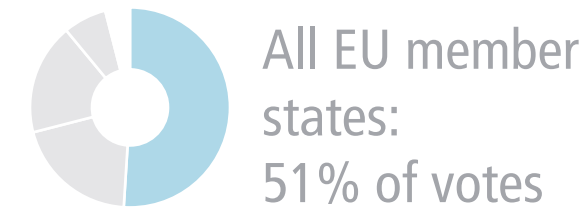


# Preferred Actor Level Integrated foreign and security policy

Q16

“What actor level would your country prefer for the following list of policy projects?”

All four actor levels



Countries **Policies**

All policies

**Integrated foreign and security policy**

- Common defence structures
- Common border police and coast guard
- Common policy in justice and home affairs
- Common immigration and asylum policy
- Common development assistance policy

- Common Russia policy
- Common Ukraine policy
- Common Syria policy
- Common MENA policy
- Common China policy

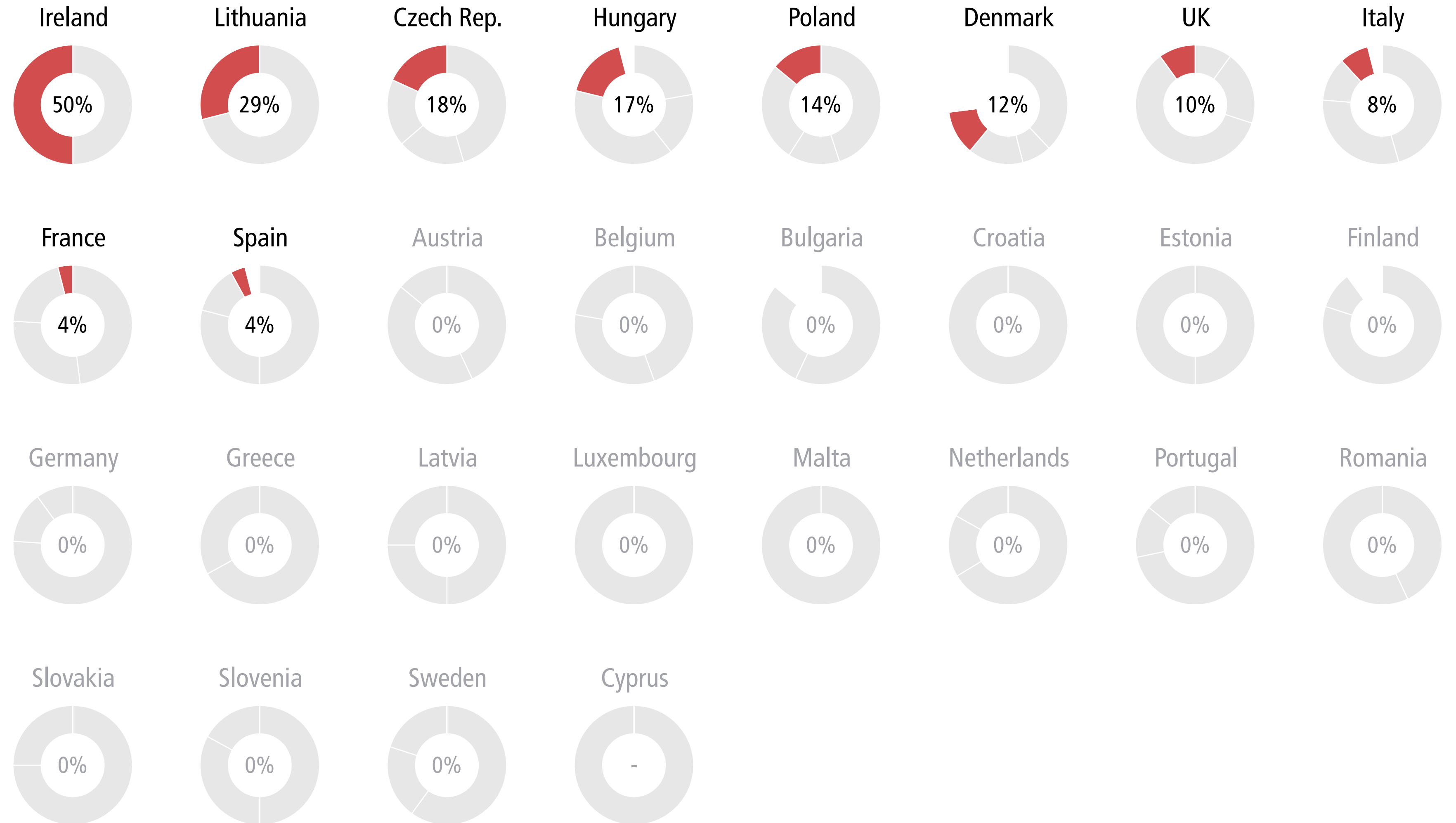
- Better governance for the eurozone
- Fully completed single market
- Common social policy
- Common energy policy
- Single climate policy

Policies Overview

- Commitment to Deeper Integration
- Importance of Coalitions

**Preferred Actor Level**

Preferred Actor Level (Public View)

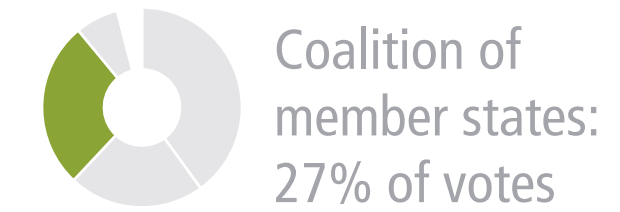
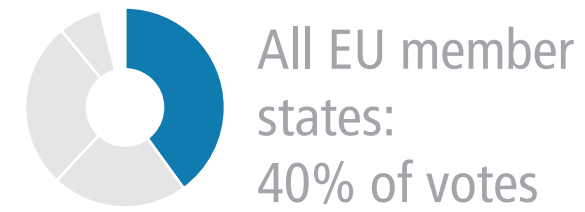


# Preferred Actor Level Common Defense Structures

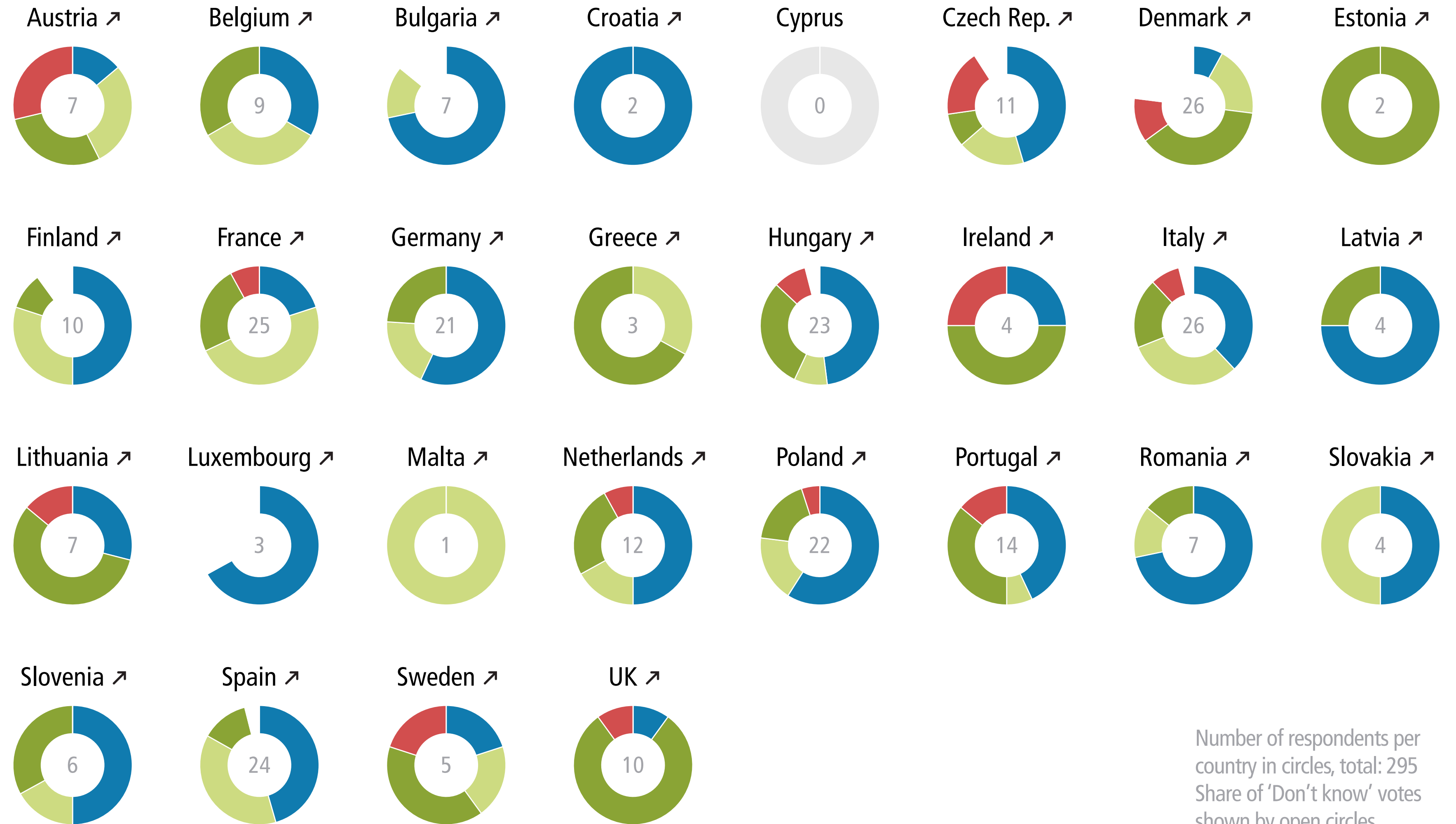
Q16

“What actor level would your country prefer for the following list of policy projects?”

All four actor levels



Countries	Policies
All policies	
Integrated foreign and security policy	
<b>Common defence structures</b>	
Common border police and coast guard	
Common policy in justice and home affairs	
Common immigration and asylum policy	
Common development assistance policy	
Common Russia policy	
Common Ukraine policy	
Common Syria policy	
Common MENA policy	
Common China policy	
Better governance for the eurozone	
Fully completed single market	
Common social policy	
Common energy policy	
Single climate policy	
Policies Overview	
Commitment to Deeper Integration	
Importance of Coalitions	
<b>Preferred Actor Level</b>	
Preferred Actor Level (Public View)	



Number of respondents per country in circles, total: 295  
Share of 'Don't know' votes shown by open circles

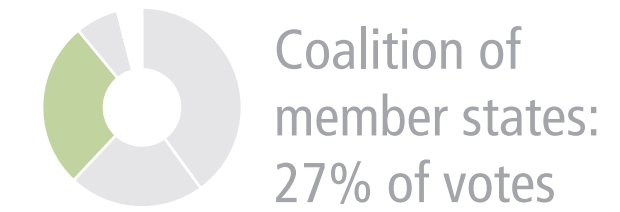
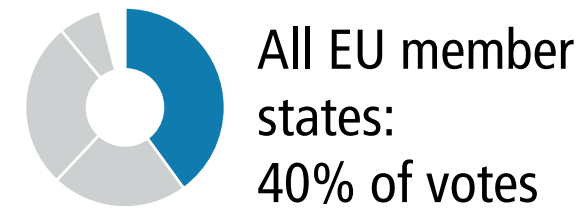


# Preferred Actor Level Common Defense Structures

Q16

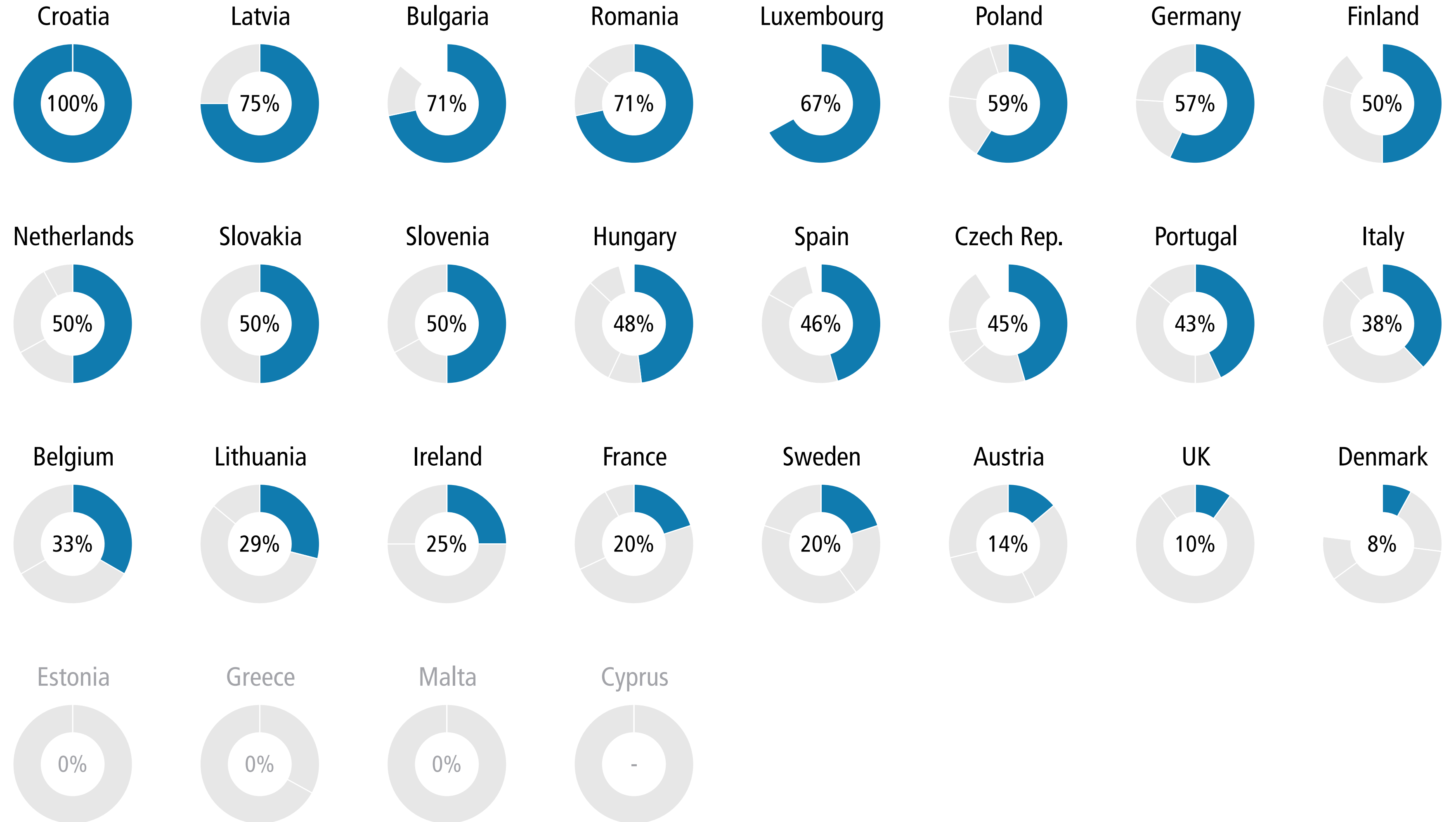
“What actor level would your country prefer for the following list of policy projects?”

All four actor levels



Countries	Policies
	All policies
	Integrated foreign and security policy
	<b>Common defence structures</b>
	Common border police and coast guard
	Common policy in justice and home affairs
	Common immigration and asylum policy
	Common development assistance policy
	Common Russia policy
	Common Ukraine policy
	Common Syria policy
	Common MENA policy
	Common China policy
	Better governance for the eurozone
	Fully completed single market
	Common social policy
	Common energy policy
	Single climate policy

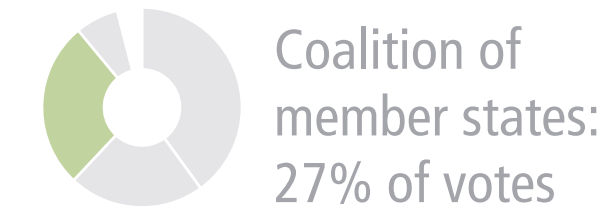
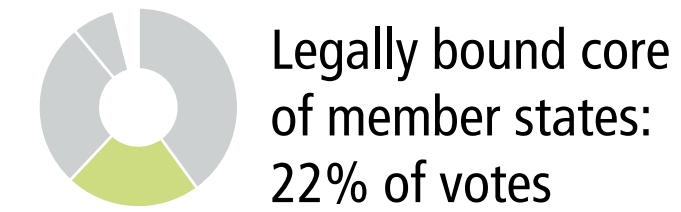
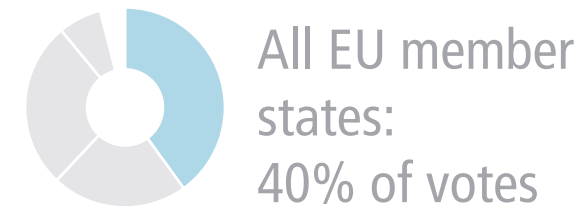
Policies Overview
Commitment to Deeper Integration
Importance of Coalitions
<b>Preferred Actor Level</b>
Preferred Actor Level (Public View)



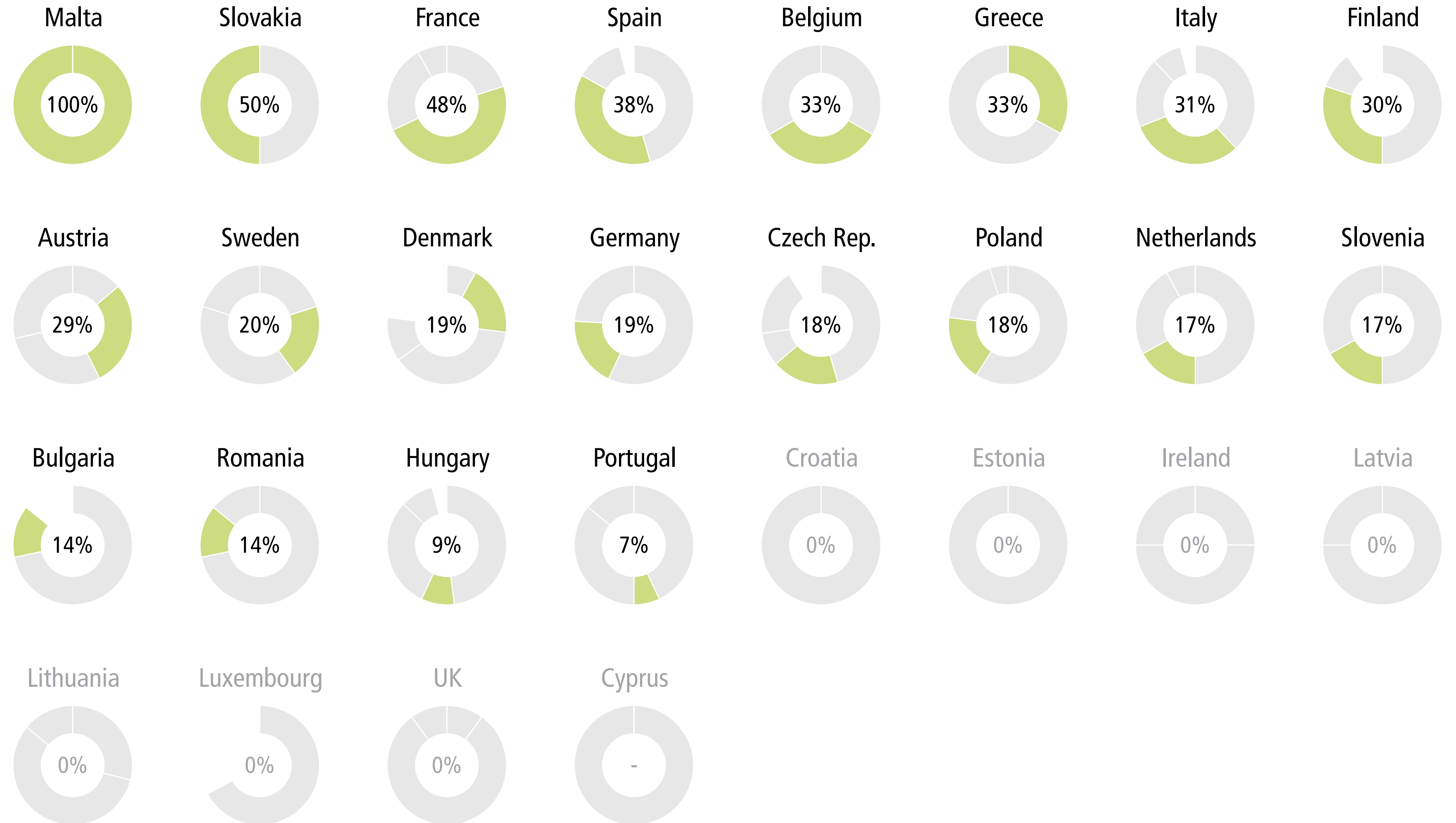
# Preferred Actor Level Common Defense Structures

**Q16** "What actor level would your country prefer for the following list of policy projects?"

All four actor levels



Countries	Policies
	All policies
	Integrated foreign and security policy
	<b>Common defence structures</b>
	Common border police and coast guard
	Common policy in justice and home affairs
	Common immigration and asylum policy
	Common development assistance policy
	Common Russia policy
	Common Ukraine policy
	Common Syria policy
	Common MENA policy
	Common China policy
	Better governance for the eurozone
	Fully completed single market
	Common social policy
	Common energy policy
	Single climate policy
	Policies Overview
	Commitment to Deeper Integration
	Importance of Coalitions
	<b>Preferred Actor Level</b>
	Preferred Actor Level (Public View)



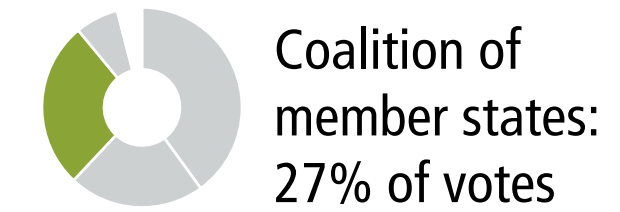
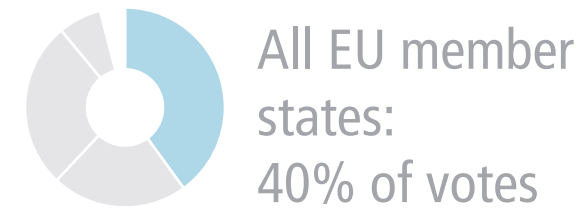


# Preferred Actor Level Common Defense Structures

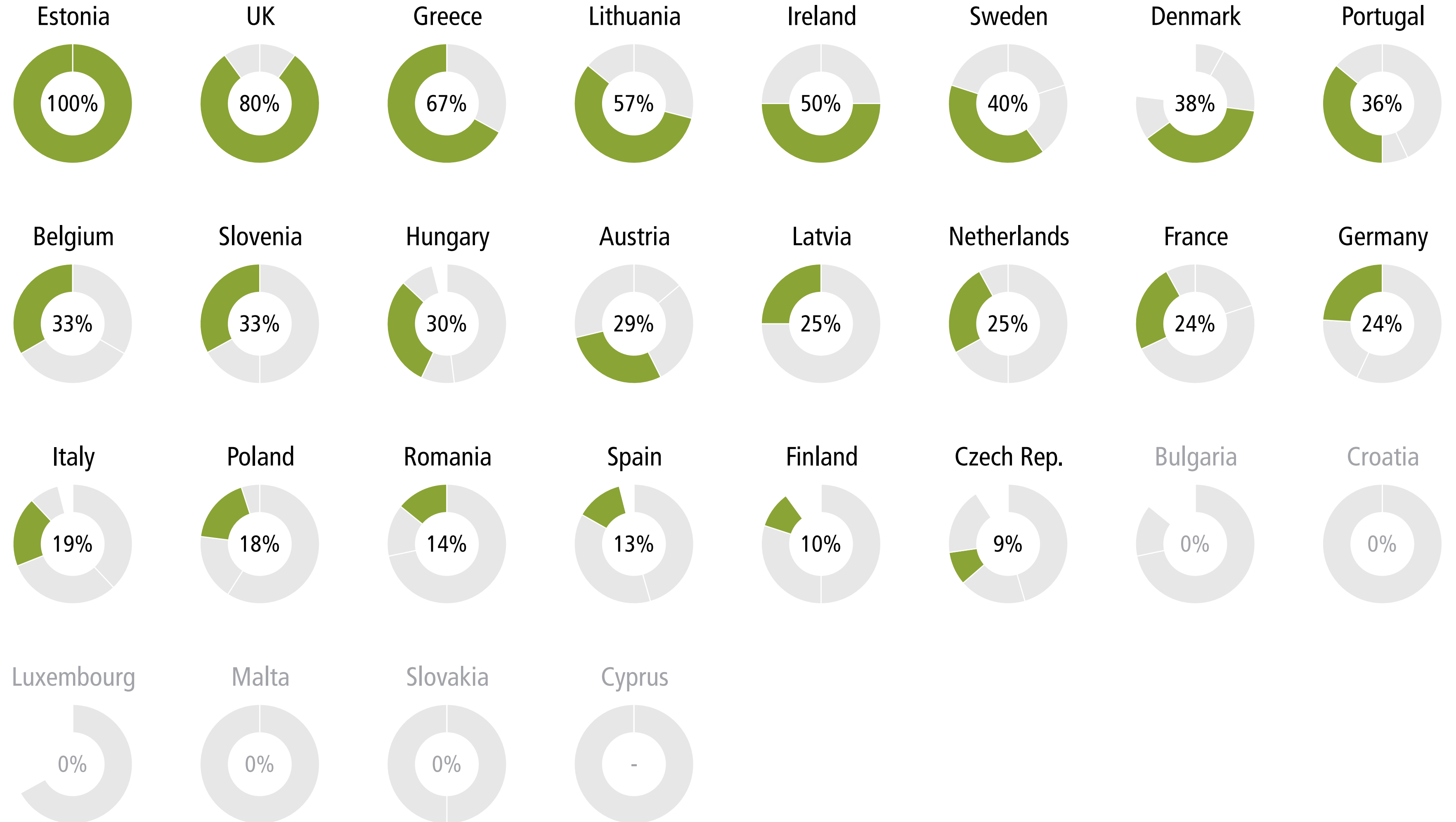
Q16

“What actor level would your country prefer for the following list of policy projects?”

All four actor levels



Countries	Policies
	All policies
	Integrated foreign and security policy
	<b>Common defence structures</b>
	Common border police and coast guard
	Common policy in justice and home affairs
	Common immigration and asylum policy
	Common development assistance policy
	Common Russia policy
	Common Ukraine policy
	Common Syria policy
	Common MENA policy
	Common China policy
	Better governance for the eurozone
	Fully completed single market
	Common social policy
	Common energy policy
	Single climate policy
	Policies Overview
	Commitment to Deeper Integration
	Importance of Coalitions
	<b>Preferred Actor Level</b>
	Preferred Actor Level (Public View)

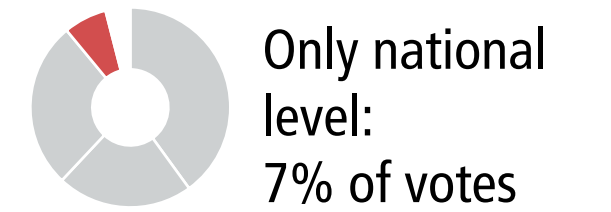
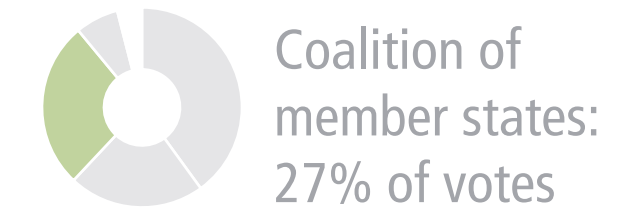
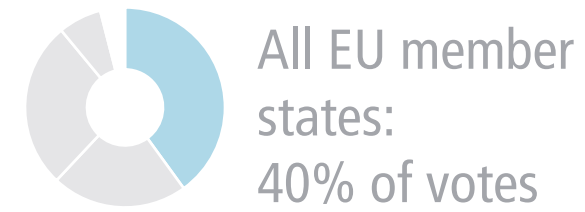


# Preferred Actor Level Common Defense Structures

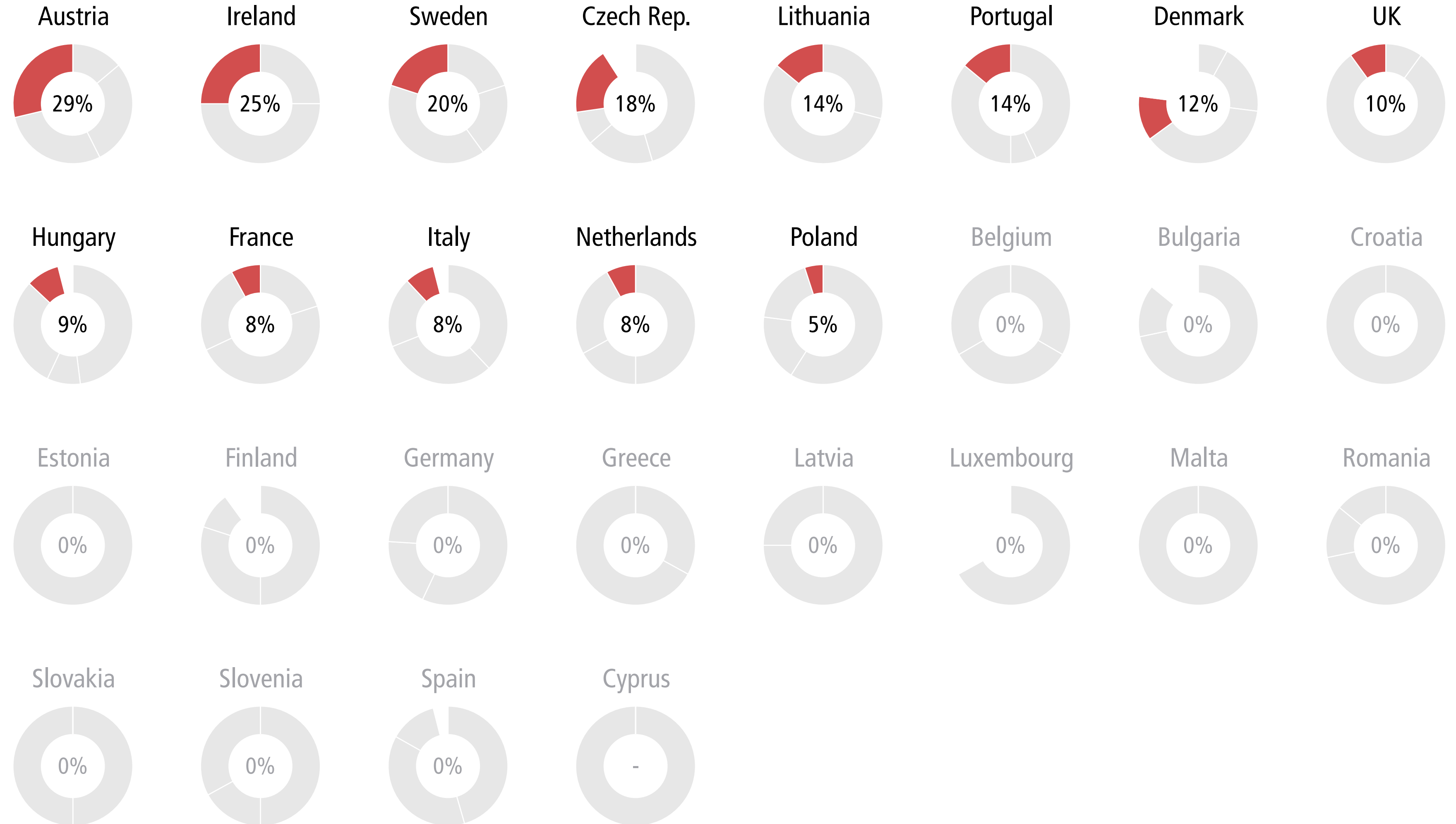
Q16

“What actor level would your country prefer for the following list of policy projects?”

All four actor levels



Countries	Policies
	All policies
	Integrated foreign and security policy
	<b>Common defence structures</b>
	Common border police and coast guard
	Common policy in justice and home affairs
	Common immigration and asylum policy
	Common development assistance policy
	Common Russia policy
	Common Ukraine policy
	Common Syria policy
	Common MENA policy
	Common China policy
	Better governance for the eurozone
	Fully completed single market
	Common social policy
	Common energy policy
	Single climate policy
	Policies Overview
	Commitment to Deeper Integration
	Importance of Coalitions
	<b>Preferred Actor Level</b>
	Preferred Actor Level (Public View)

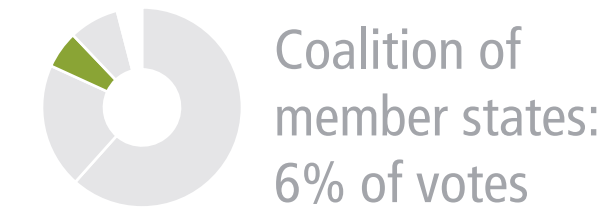



# Preferred Actor Level Common border police and coast guard

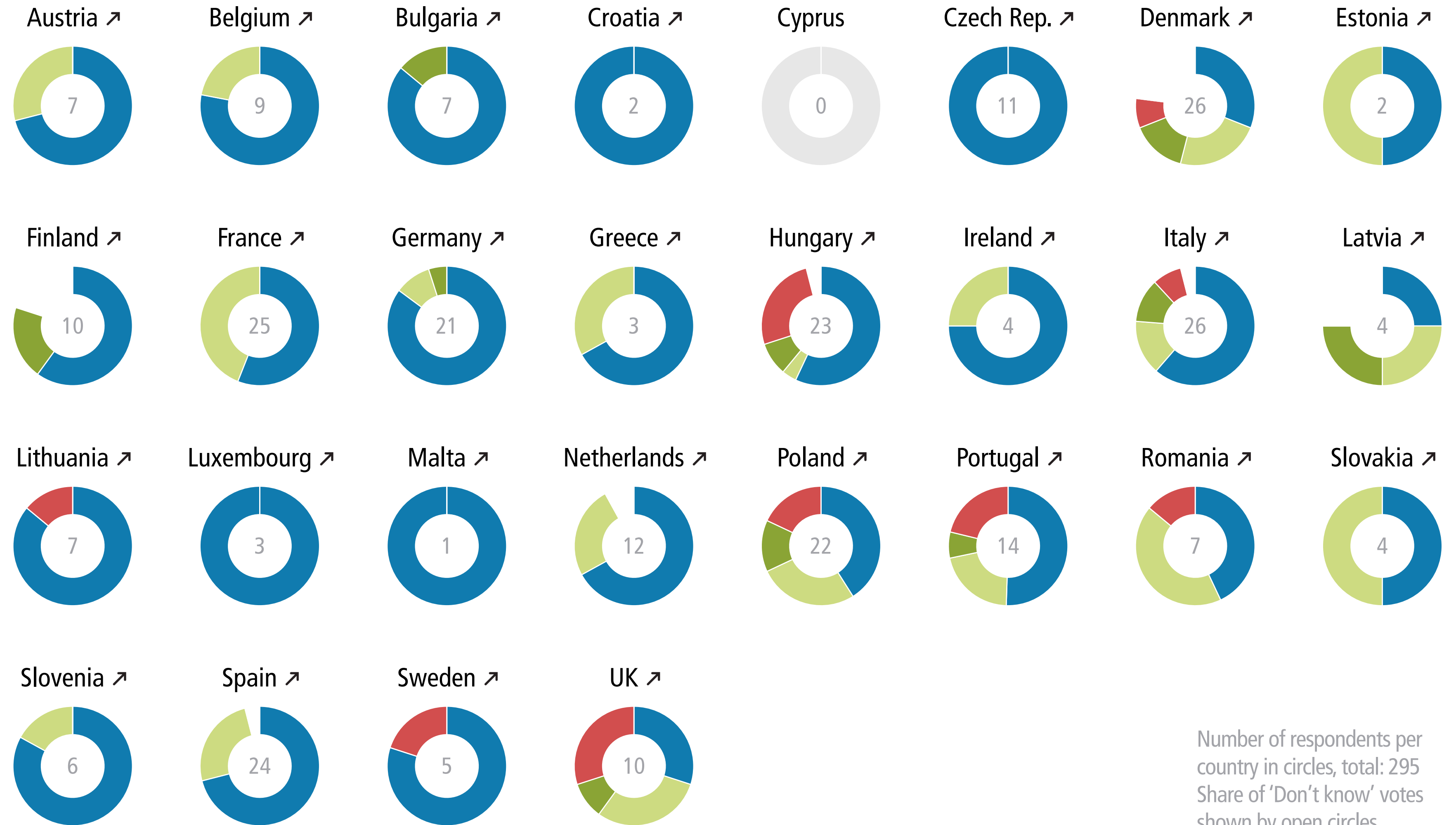
Q16

“What actor level would your country prefer for the following list of policy projects?”

All four actor levels



Countries	Policies
	All policies
	Integrated foreign and security policy
	Common defence structures
	<b>Common border police and coast guard</b>
	Common policy in justice and home affairs
	Common immigration and asylum policy
	Common development assistance policy
	Common Russia policy
	Common Ukraine policy
	Common Syria policy
	Common MENA policy
	Common China policy
	Better governance for the eurozone
	Fully completed single market
	Common social policy
	Common energy policy
	Single climate policy
	Policies Overview
	Commitment to Deeper Integration
	Importance of Coalitions
	<b>Preferred Actor Level</b>
	Preferred Actor Level (Public View)



Number of respondents per country in circles, total: 295  
Share of 'Don't know' votes shown by open circles

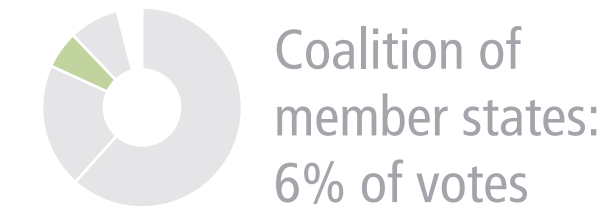
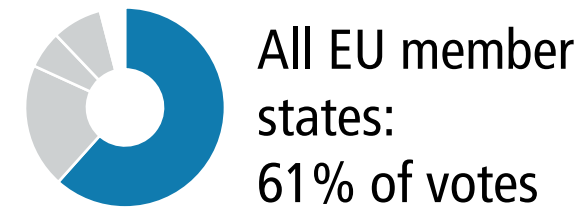


# Preferred Actor Level Common border police and coast guard

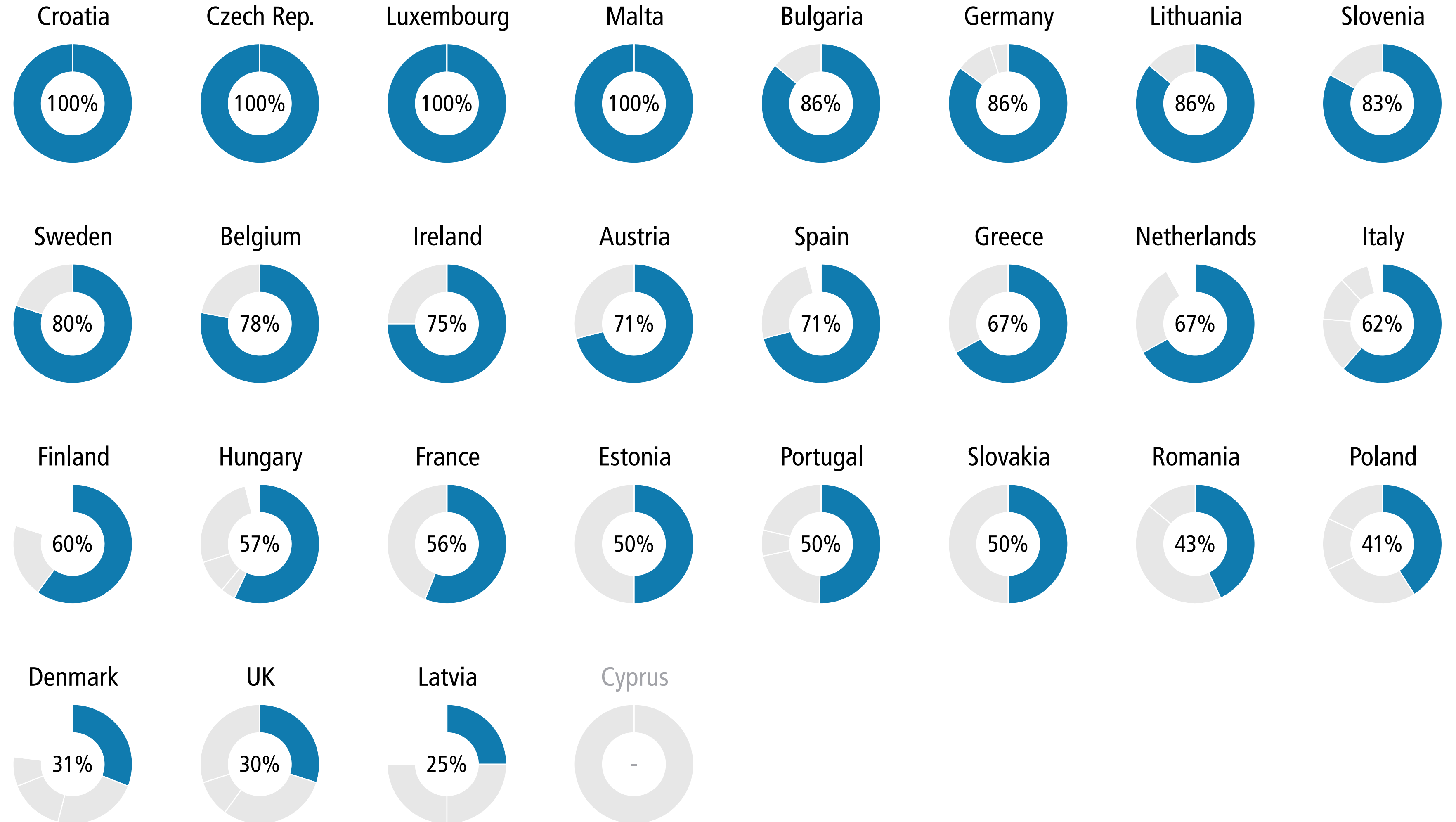
Q16

“What actor level would your country prefer for the following list of policy projects?”

All four actor levels



Countries	Policies
	All policies
	Integrated foreign and security policy
	Common defence structures
	<b>Common border police and coast guard</b>
	Common policy in justice and home affairs
	Common immigration and asylum policy
	Common development assistance policy
	Common Russia policy
	Common Ukraine policy
	Common Syria policy
	Common MENA policy
	Common China policy
	Better governance for the eurozone
	Fully completed single market
	Common social policy
	Common energy policy
	Single climate policy
	Policies Overview
	Commitment to Deeper Integration
	Importance of Coalitions
	<b>Preferred Actor Level</b>
	Preferred Actor Level (Public View)

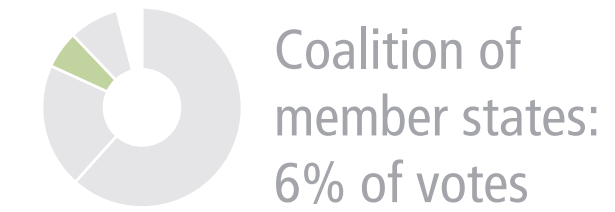



# Preferred Actor Level Common border police and coast guard

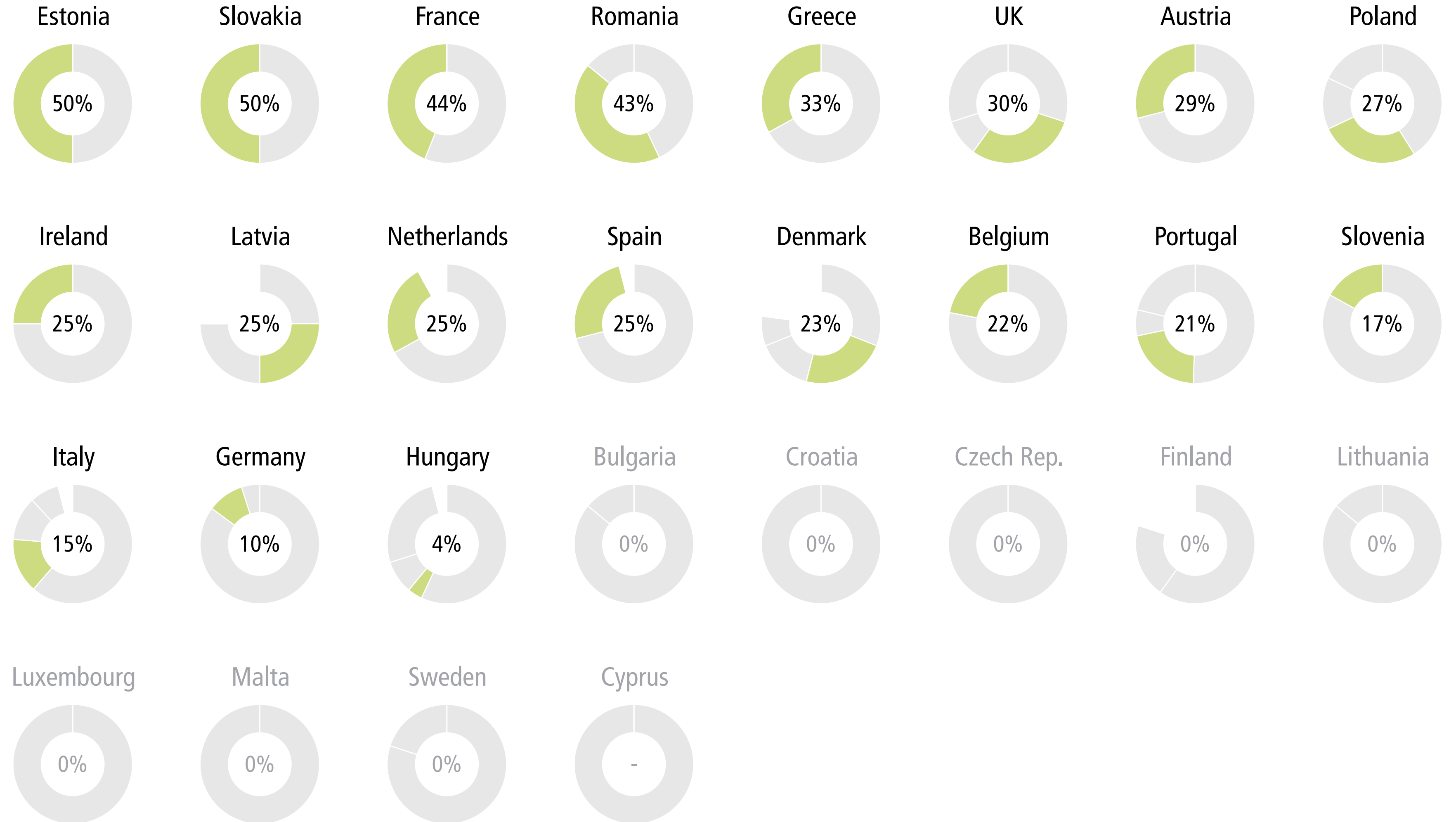
Q16

“What actor level would your country prefer for the following list of policy projects?”

All four actor levels



Countries	Policies
	All policies
	Integrated foreign and security policy
	Common defence structures
	<b>Common border police and coast guard</b>
	Common policy in justice and home affairs
	Common immigration and asylum policy
	Common development assistance policy
	Common Russia policy
	Common Ukraine policy
	Common Syria policy
	Common MENA policy
	Common China policy
	Better governance for the eurozone
	Fully completed single market
	Common social policy
	Common energy policy
	Single climate policy
	Policies Overview
	Commitment to Deeper Integration
	Importance of Coalitions
	<b>Preferred Actor Level</b>
	Preferred Actor Level (Public View)

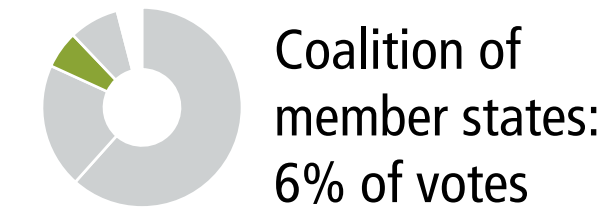



# Preferred Actor Level Common border police and coast guard

Q16

“What actor level would your country prefer for the following list of policy projects?”

All four actor levels



Countries **Policies**

- All policies

---

- Integrated foreign and security policy
- Common defence structures
- Common border police and coast guard**
- Common policy in justice and home affairs
- Common immigration and asylum policy
- Common development assistance policy


---

- Common Russia policy
- Common Ukraine policy
- Common Syria policy
- Common MENA policy
- Common China policy

---

- Better governance for the eurozone
- Fully completed single market
- Common social policy
- Common energy policy
- Single climate policy

- Policies Overview
- Commitment to Deeper Integration
- Importance of Coalitions
- Preferred Actor Level**
- Preferred Actor Level (Public View)



# Preferred Actor Level Common border police and coast guard

Q16

“What actor level would your country prefer for the following list of policy projects?”

All four actor levels



All EU member states: 61% of votes



Legally bound core of member states: 20% of votes

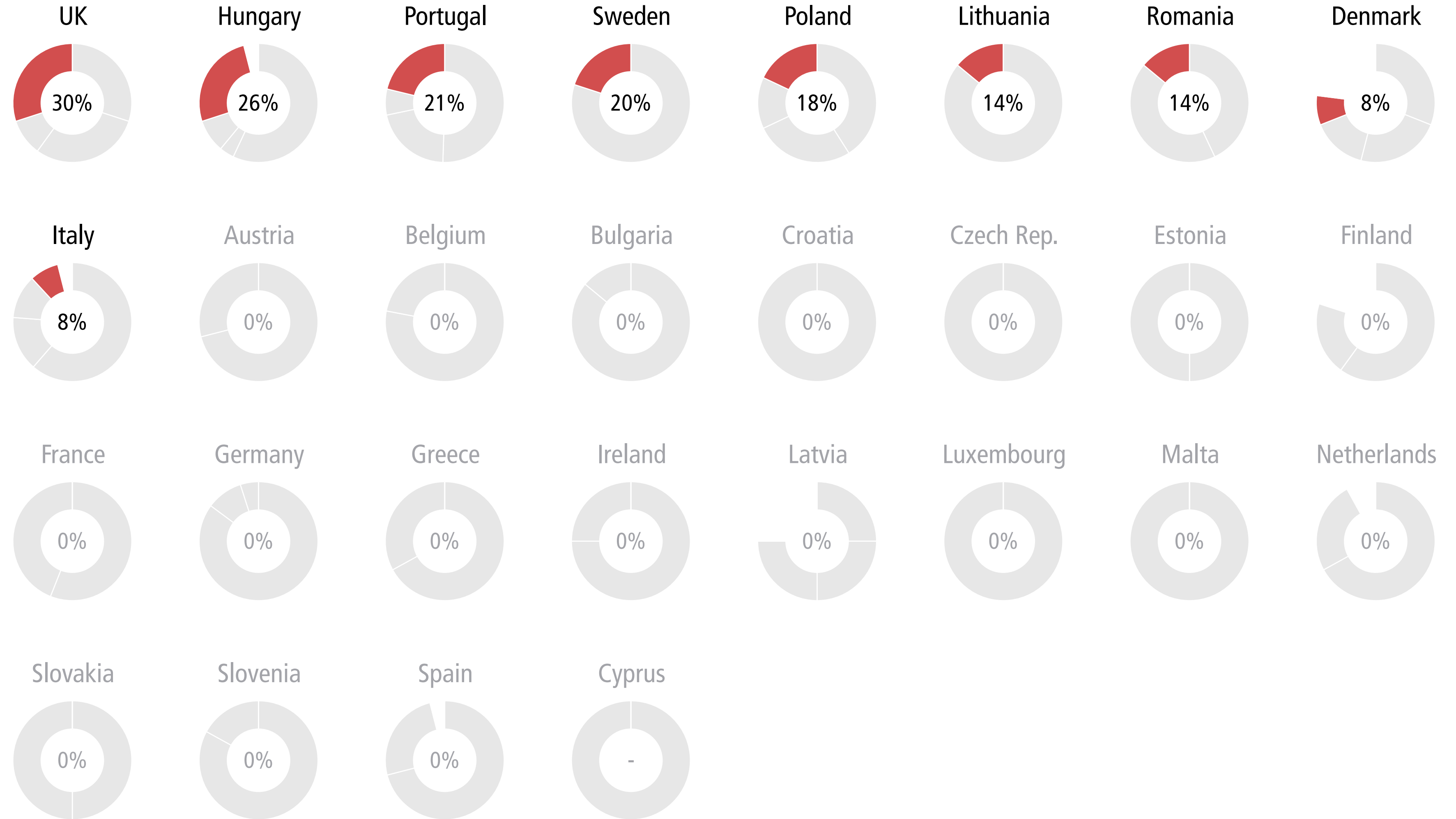


Coalition of member states: 6% of votes



Only national level: 8% of votes

Countries	Policies
UK Hungary Portugal Sweden Poland Lithuania Romania Denmark Italy Austria Belgium Bulgaria Croatia Czech Rep. Estonia Finland France Germany Greece Ireland Latvia Luxembourg Malta Netherlands Slovakia Slovenia Spain Cyprus	All policies
	Integrated foreign and security policy
	Common defence structures
	<b>Common border police and coast guard</b>
	Common policy in justice and home affairs
	Common immigration and asylum policy
	Common development assistance policy
	Common Russia policy
	Common Ukraine policy
	Common Syria policy
	Common MENA policy
	Common China policy
	Better governance for the eurozone
	Fully completed single market
	Common social policy
Common energy policy	
Single climate policy	
Policies Overview	
Commitment to Deeper Integration	
Importance of Coalitions	
<b>Preferred Actor Level</b>	
Preferred Actor Level (Public View)	

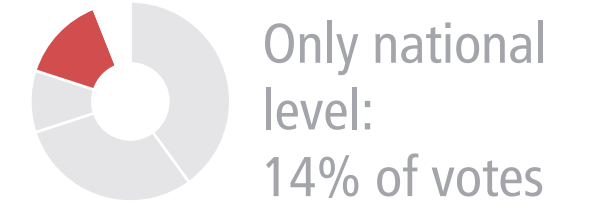
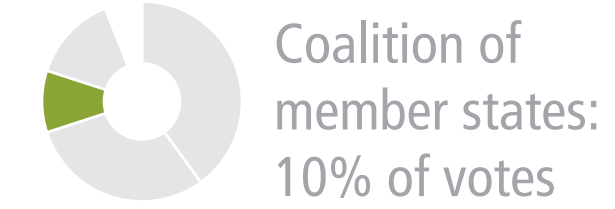
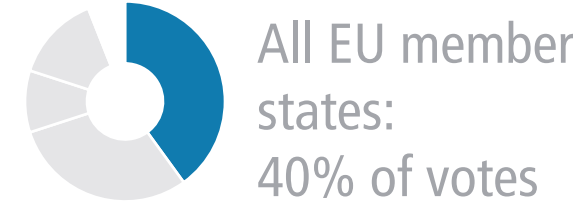


# Preferred Actor Level Common policy in justice and home affairs

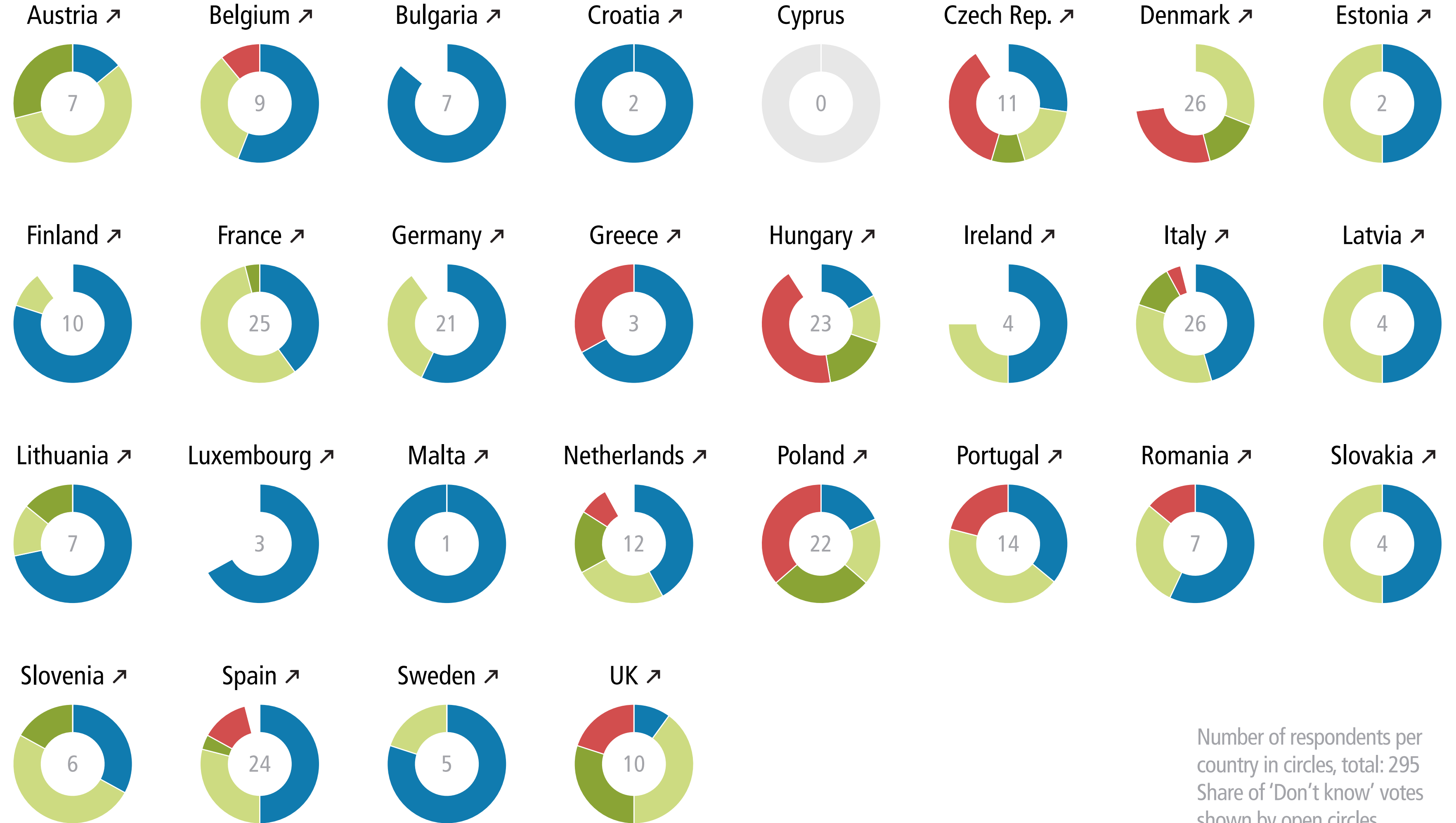
Q16

“What actor level would your country prefer for the following list of policy projects?”

All four actor levels



Countries	Policies
All policies	
Integrated foreign and security policy	
Common defence structures	
Common border police and coast guard	
<b>Common policy in justice and home affairs</b>	
Common immigration and asylum policy	
Common development assistance policy	
Common Russia policy	
Common Ukraine policy	
Common Syria policy	
Common MENA policy	
Common China policy	
Better governance for the eurozone	
Fully completed single market	
Common social policy	
Common energy policy	
Single climate policy	
Policies Overview	
Commitment to Deeper Integration	
Importance of Coalitions	
<b>Preferred Actor Level</b>	
Preferred Actor Level (Public View)	



Number of respondents per country in circles, total: 295  
Share of 'Don't know' votes shown by open circles


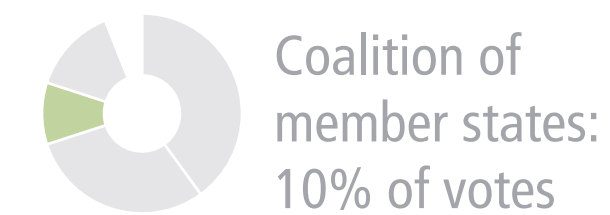
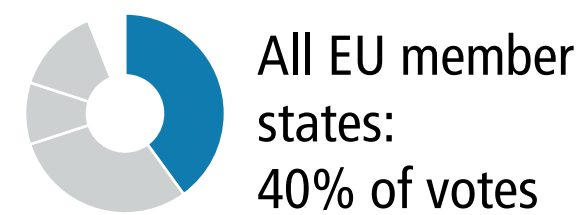


# Preferred Actor Level Common policy in justice and home affairs

Q16

“What actor level would your country prefer for the following list of policy projects?”

All four actor levels



Countries **Policies**

All policies

Integrated foreign and security policy

Common defence structures

Common border police and coast guard

**Common policy in justice and home affairs**

Common immigration and asylum policy

Common development assistance policy

Common Russia policy

Common Ukraine policy

Common Syria policy

Common MENA policy

Common China policy

Better governance for the eurozone

Fully completed single market

Common social policy

Common energy policy

Single climate policy

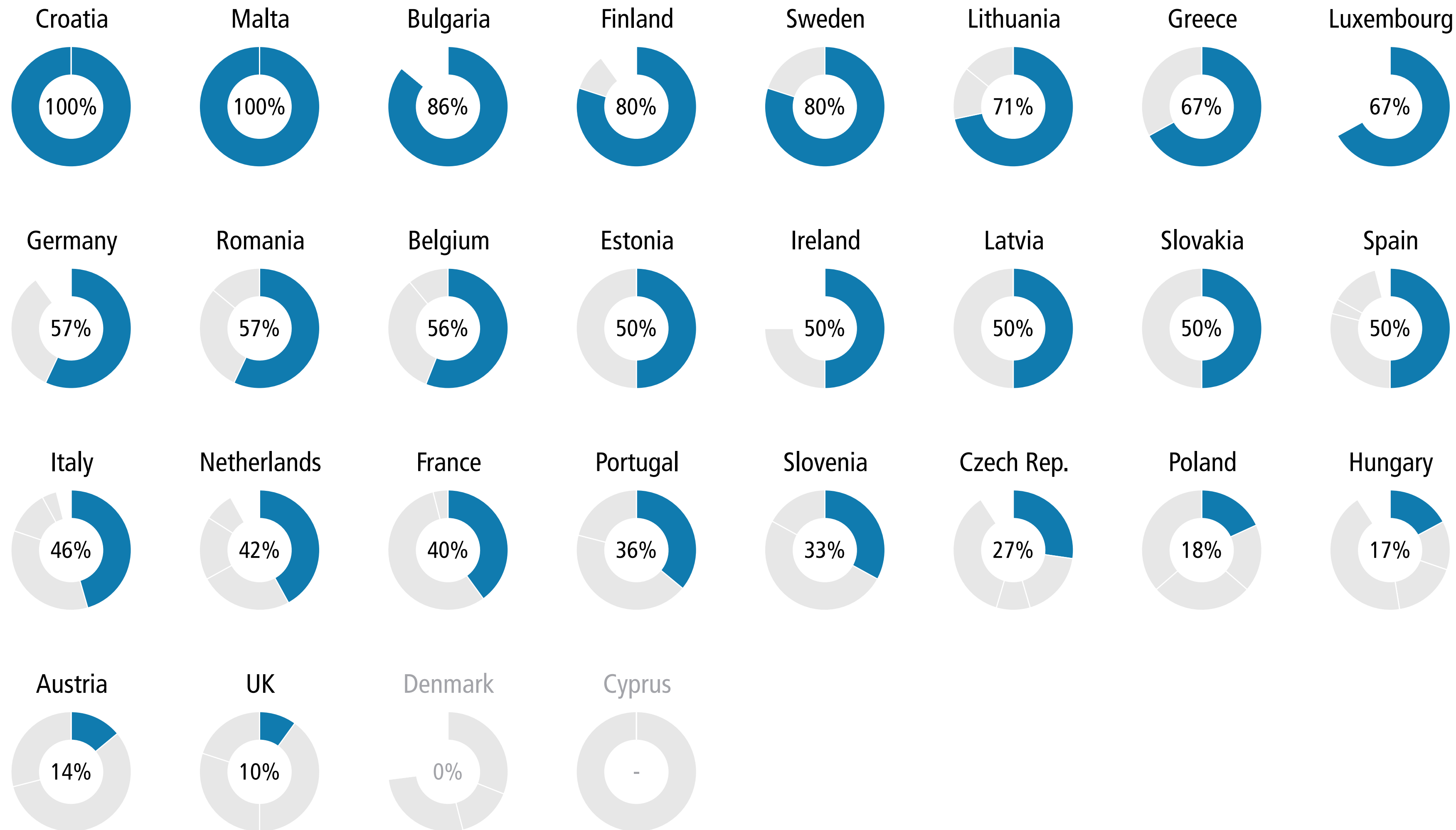
Policies Overview

Commitment to Deeper Integration

Importance of Coalitions

**Preferred Actor Level**

Preferred Actor Level (Public View)

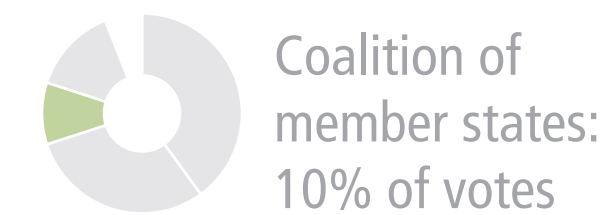
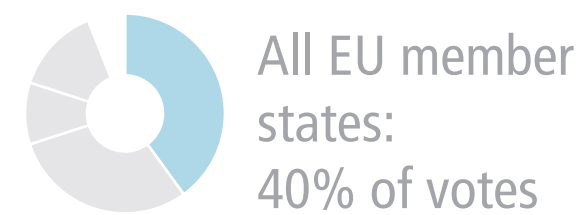


# Preferred Actor Level Common policy in justice and home affairs

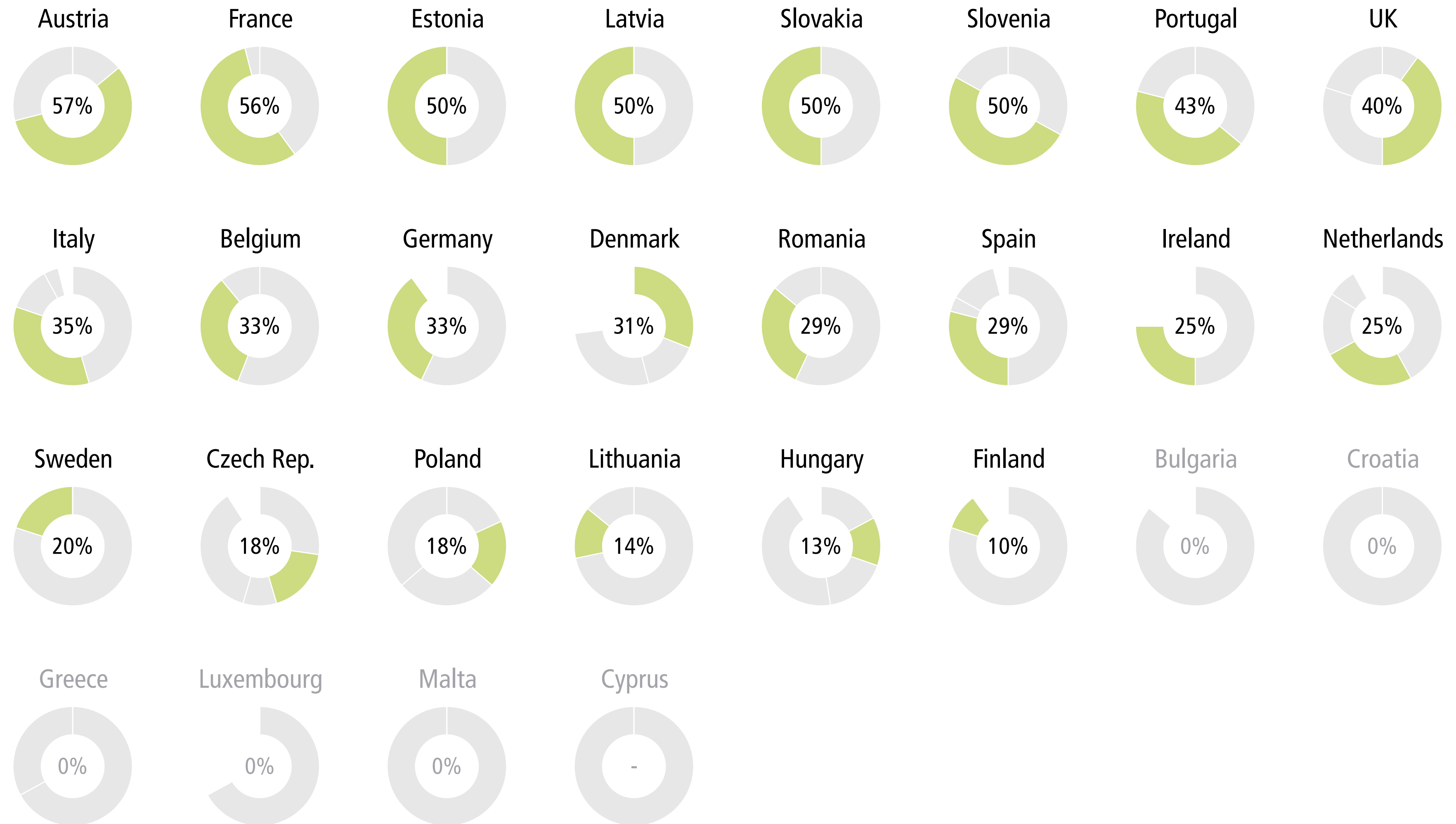
Q16

“What actor level would your country prefer for the following list of policy projects?”

All four actor levels



Countries	Policies
All policies	Integrated foreign and security policy
	Common defence structures
	Common border police and coast guard
	<b>Common policy in justice and home affairs</b>
	Common immigration and asylum policy
	Common development assistance policy
	Common Russia policy
	Common Ukraine policy
	Common Syria policy
	Common MENA policy
Common China policy	
Better governance for the eurozone	Fully completed single market
	Common social policy
	Common energy policy
	Single climate policy
Policies Overview	Commitment to Deeper Integration
	Importance of Coalitions
<b>Preferred Actor Level</b>	
Preferred Actor Level (Public View)	



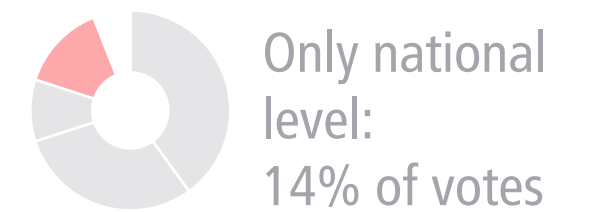
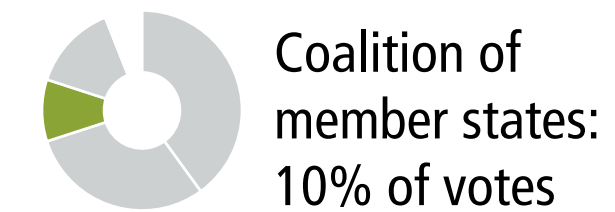
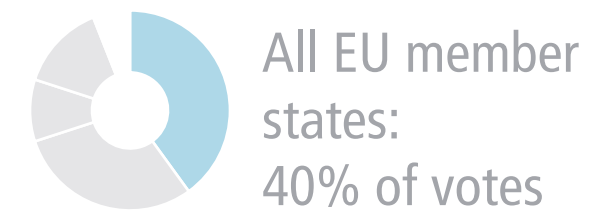
# Preferred Actor Level

## Common policy in justice and home affairs

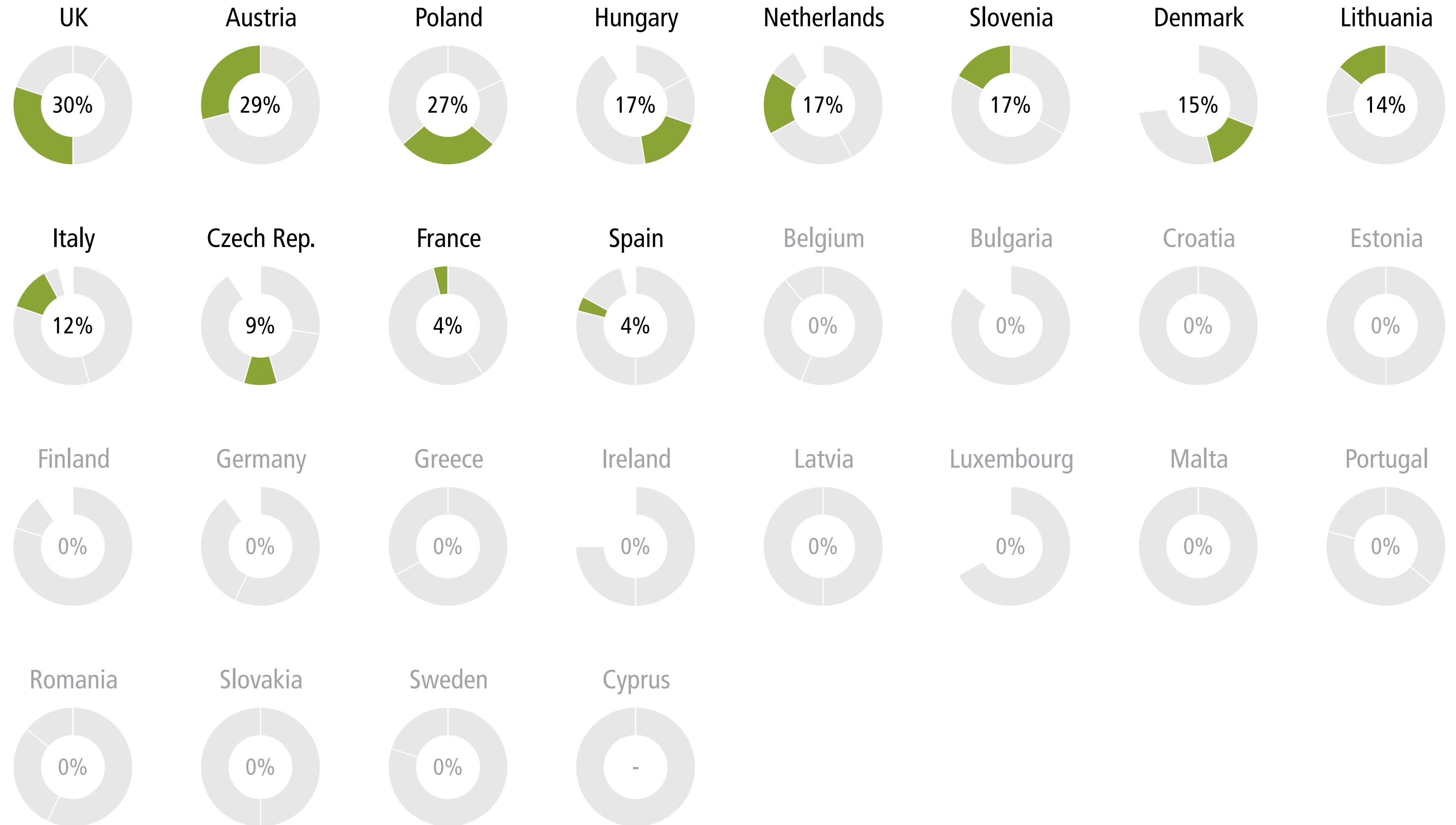
Q16

“What actor level would your country prefer for the following list of policy projects?”

All four actor levels



Countries	Policies
UK	All policies
	Integrated foreign and security policy
	Common defence structures
	Common border police and coast guard
	<b>Common policy in justice and home affairs</b>
	Common immigration and asylum policy
	Common development assistance policy
	Common Russia policy
	Common Ukraine policy
	Common Syria policy
	Common MENA policy
	Common China policy
Finland	Better governance for the eurozone
	Fully completed single market
	Common social policy
	Common energy policy
	Single climate policy
Policies Overview	Commitment to Deeper Integration
	Importance of Coalitions
<b>Preferred Actor Level</b>	
Preferred Actor Level (Public View)	



# Preferred Actor Level Common policy in justice and home affairs

Q16

“What actor level would your country prefer for the following list of policy projects?”

All four actor levels



All EU member states: 40% of votes



Legally bound core of member states: 30% of votes

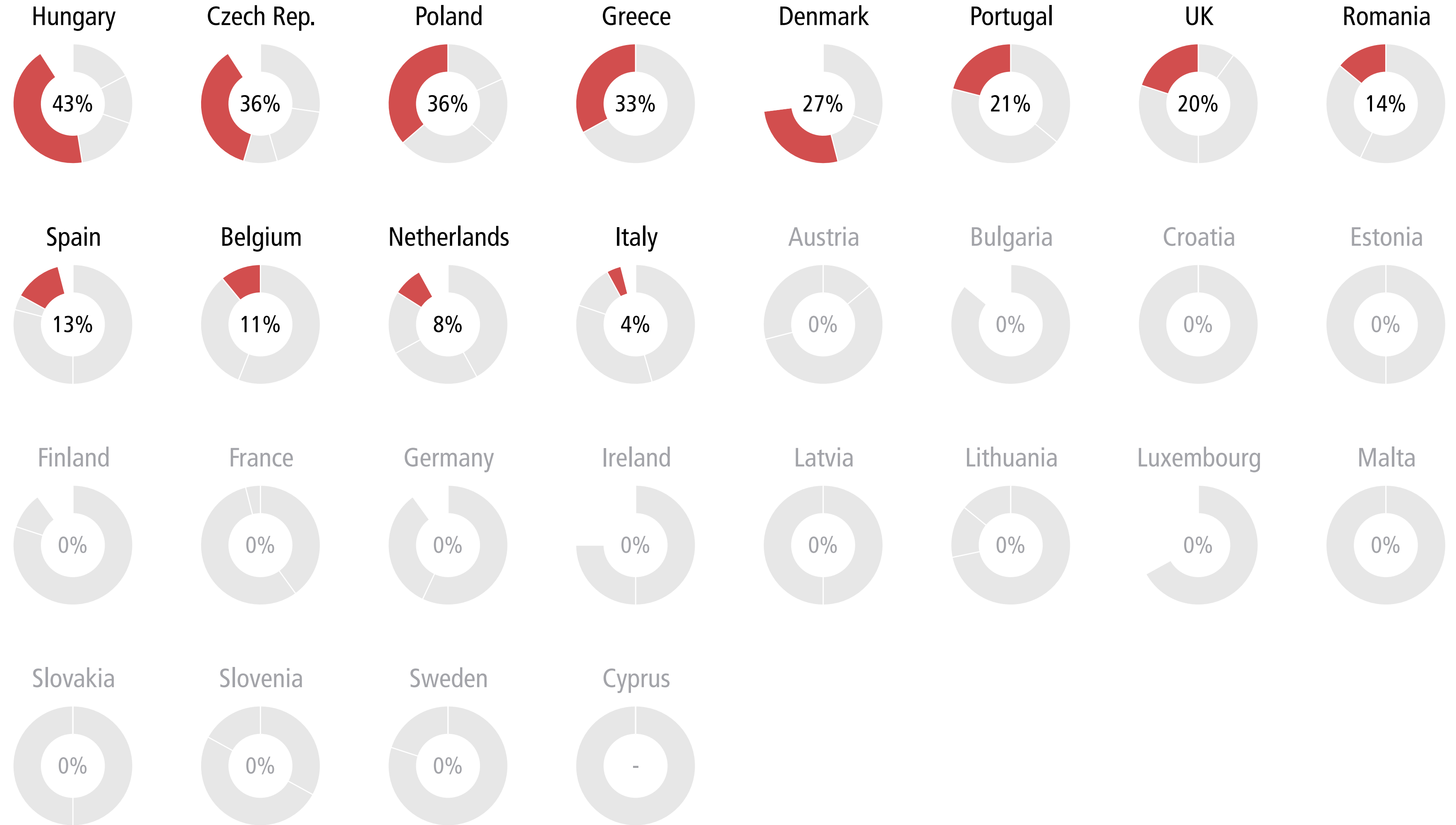


Coalition of member states: 10% of votes



Only national level: 14% of votes

Countries	Policies
All policies	Integrated foreign and security policy
	Common defence structures
	Common border police and coast guard
	<b>Common policy in justice and home affairs</b>
	Common immigration and asylum policy
	Common development assistance policy
	Common Russia policy
	Common Ukraine policy
	Common Syria policy
	Common MENA policy
	Common China policy
	Better governance for the eurozone
	Fully completed single market
Common social policy	
Common energy policy	
Single climate policy	
Policies Overview	
Commitment to Deeper Integration	
Importance of Coalitions	
<b>Preferred Actor Level</b>	
Preferred Actor Level (Public View)	



# Preferred Actor Level Common immigration and asylum policy

Q16

“What actor level would your country prefer for the following list of policy projects?”

All four actor levels



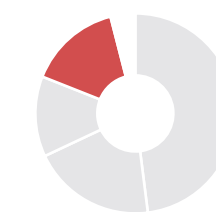
All EU member states: 48% of votes



Legally bound core of member states: 20% of votes



Coalition of member states: 13% of votes



Only national level: 15% of votes

Countries Policies

All policies

Integrated foreign and security policy  
Common defence structures  
Common border police and coast guard  
Common policy in justice and home affairs

**Common immigration and asylum policy**

Common development assistance policy

Common Russia policy  
Common Ukraine policy  
Common Syria policy  
Common MENA policy  
Common China policy

Better governance for the eurozone  
Fully completed single market  
Common social policy  
Common energy policy  
Single climate policy

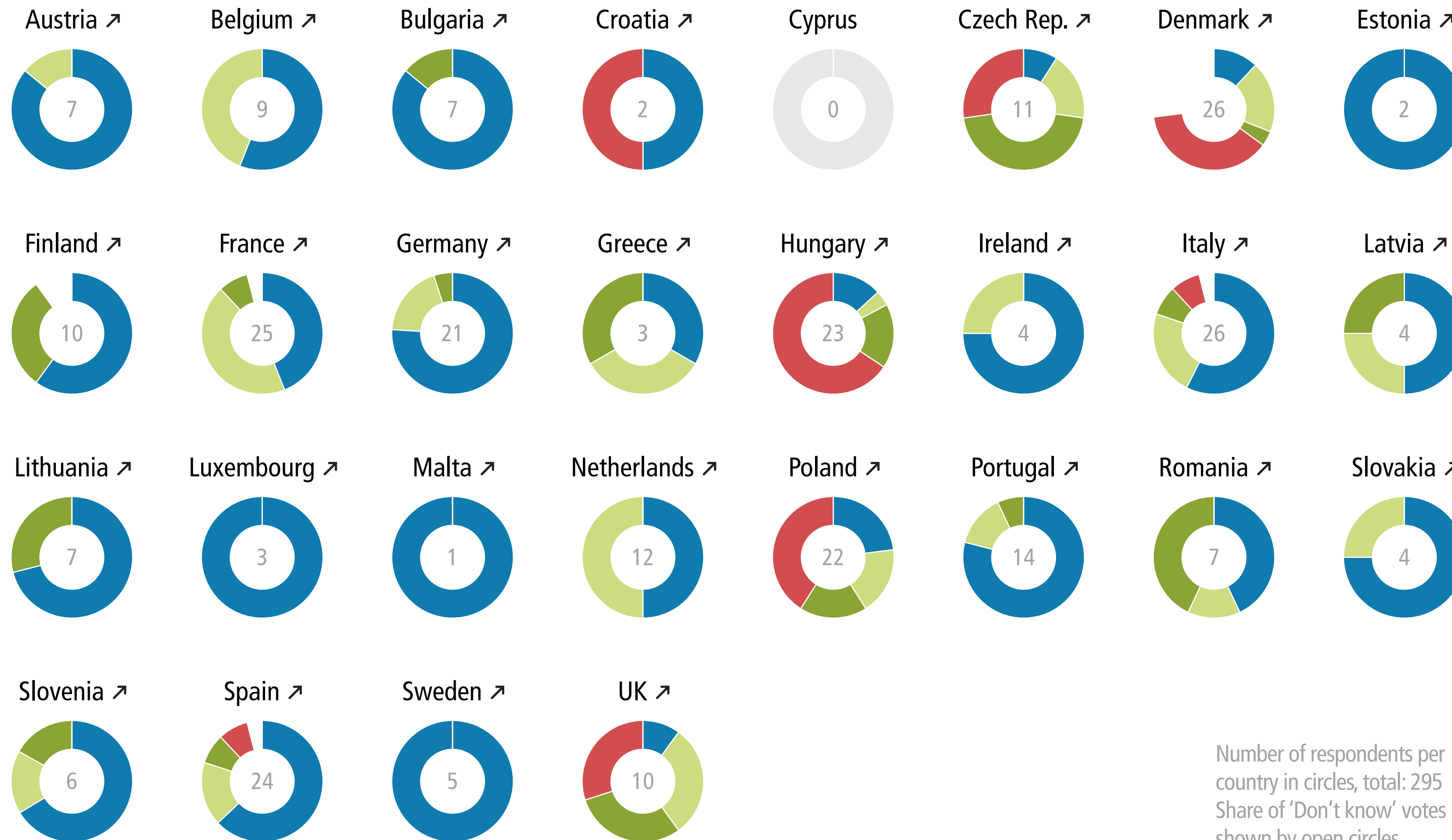
Policies Overview

Commitment to Deeper Integration

Importance of Coalitions

**Preferred Actor Level**

Preferred Actor Level (Public View)



Number of respondents per country in circles, total: 295  
Share of 'Don't know' votes shown by open circles

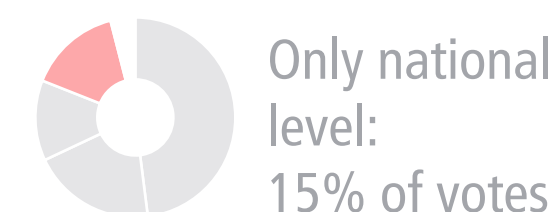
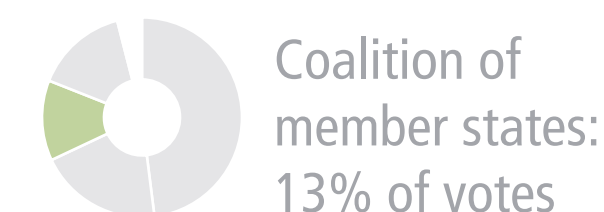
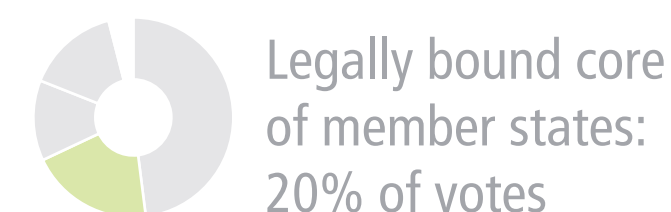
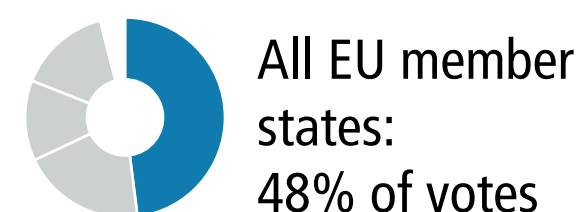


# Preferred Actor Level Common immigration and asylum policy

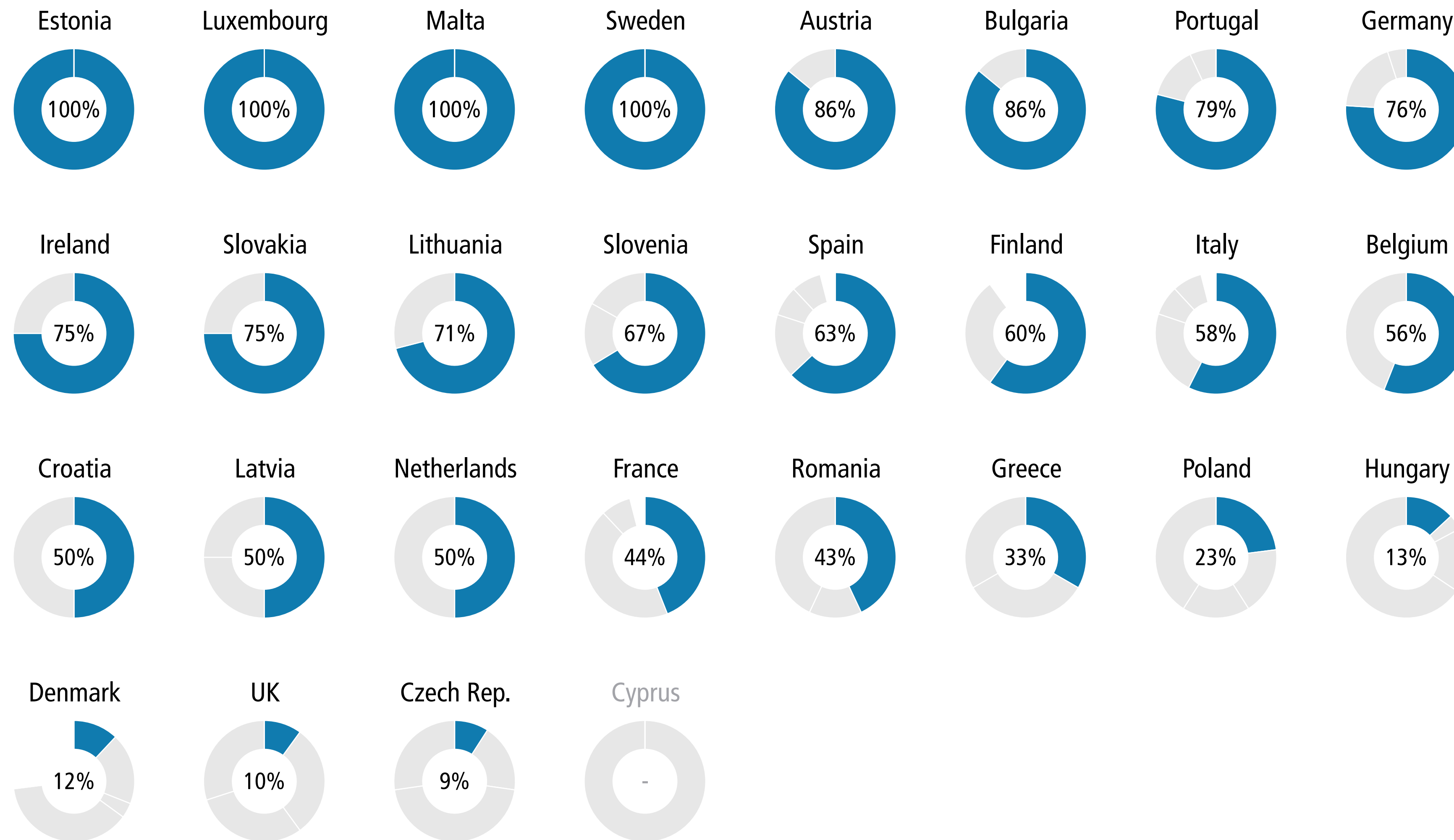
## Q16

"What actor level would your country prefer for the following list of policy projects?"

All four actor levels



Countries	Policies
	All policies
	Integrated foreign and security policy
	Common defence structures
	Common border police and coast guard
	Common policy in justice and home affairs
	<b>Common immigration and asylum policy</b>
	Common development assistance policy
	Common Russia policy
	Common Ukraine policy
	Common Syria policy
	Common MENA policy
	Common China policy
	Better governance for the eurozone
	Fully completed single market
	Common social policy
	Common energy policy
	Single climate policy
	Policies Overview
	Commitment to Deeper Integration
	Importance of Coalitions
	<b>Preferred Actor Level</b>
	Preferred Actor Level (Public View)



# Preferred Actor Level Common immigration and asylum policy

## Q16

“What actor level would your country prefer for the following list of policy projects?”

All four actor levels



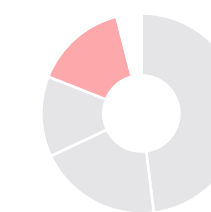
All EU member states:  
48% of votes



Legally bound core  
of member states:  
20% of votes



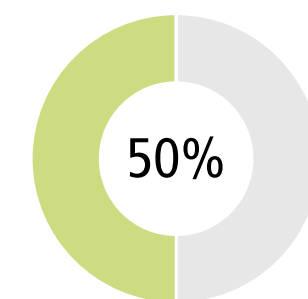
Coalition of  
member states:  
13% of votes



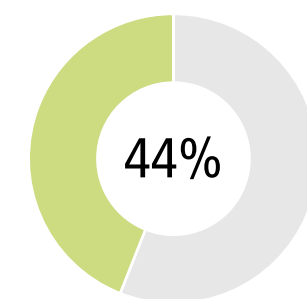
Only national  
level:  
15% of votes

Countries	Policies
	All policies
	Integrated foreign and security policy
	Common defence structures
	Common border police and coast guard
	Common policy in justice and home affairs
	<b>Common immigration and asylum policy</b>
	Common development assistance policy
	Common Russia policy
	Common Ukraine policy
	Common Syria policy
	Common MENA policy
	Common China policy
	Better governance for the eurozone
	Fully completed single market
	Common social policy
	Common energy policy
	Single climate policy
	Policies Overview
	Commitment to Deeper Integration
	Importance of Coalitions
	<b>Preferred Actor Level</b>
	Preferred Actor Level (Public View)

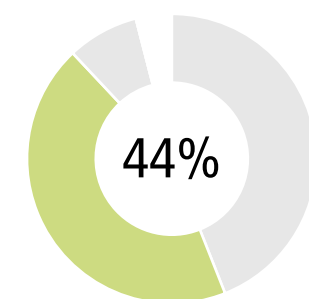
Netherlands



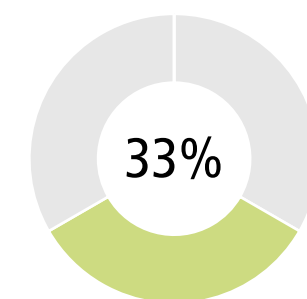
Belgium



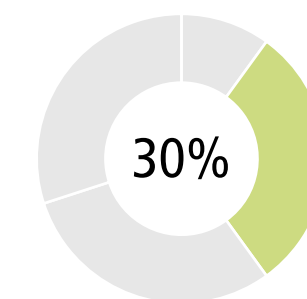
France



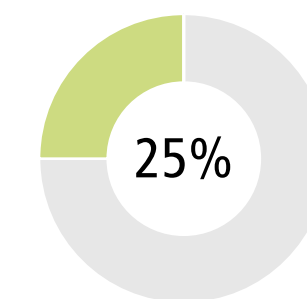
Greece



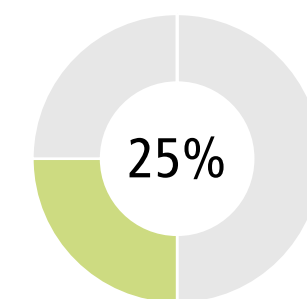
UK



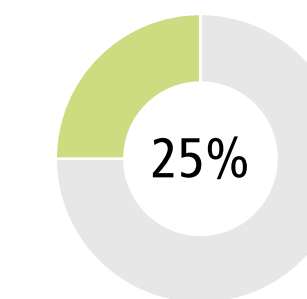
Ireland



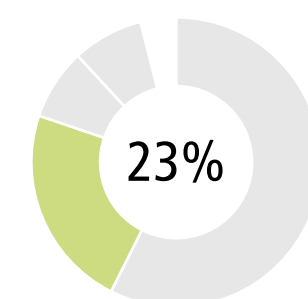
Latvia



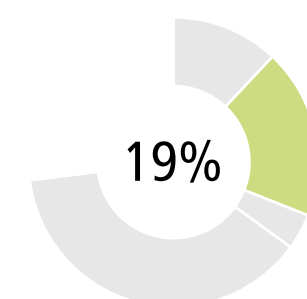
Slovakia



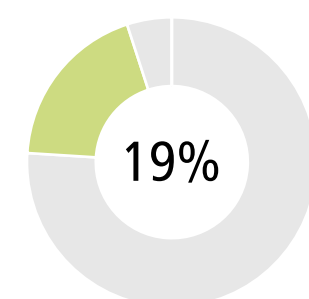
Italy



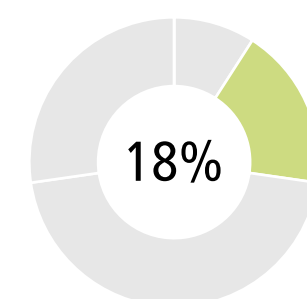
Denmark



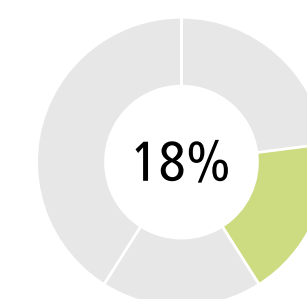
Germany



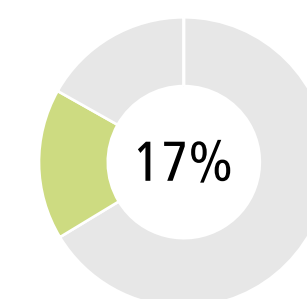
Czech Rep.



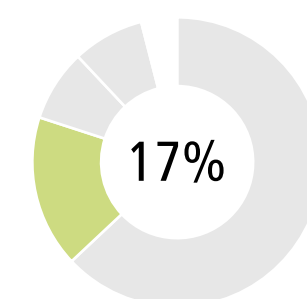
Poland



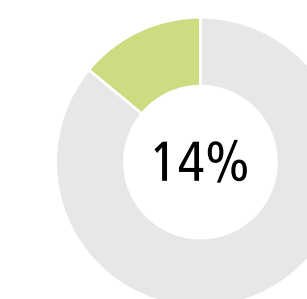
Slovenia



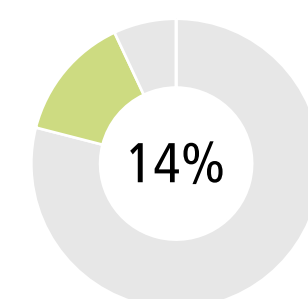
Spain



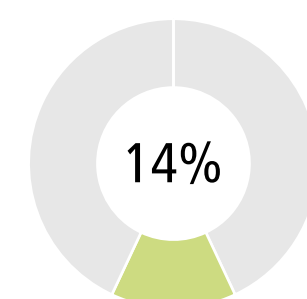
Austria



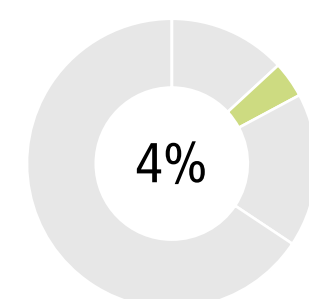
Portugal



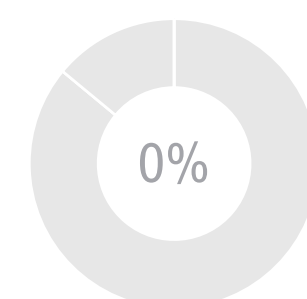
Romania



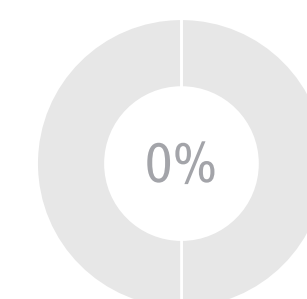
Hungary



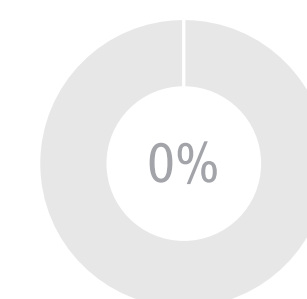
Bulgaria



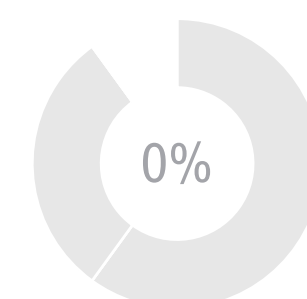
Croatia



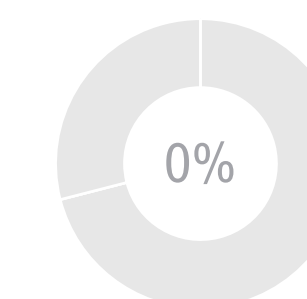
Estonia



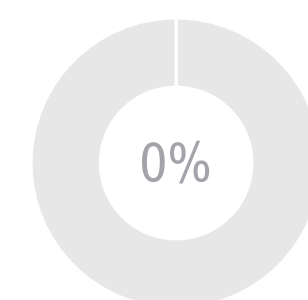
Finland



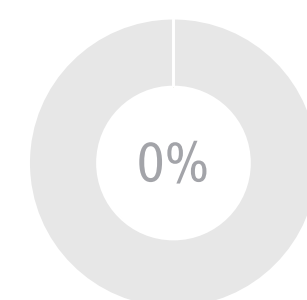
Lithuania



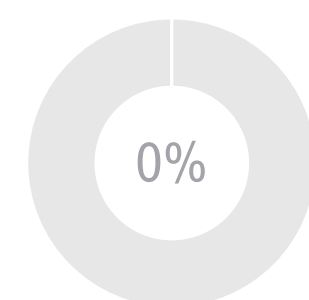
Luxembourg



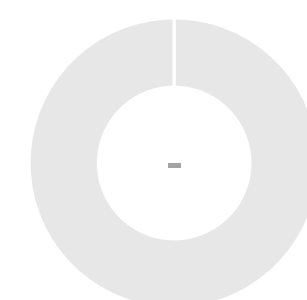
Malta



Sweden



Cyprus



# Preferred Actor Level Common immigration and asylum policy

## Q16

“What actor level would your country prefer for the following list of policy projects?”

All four actor levels



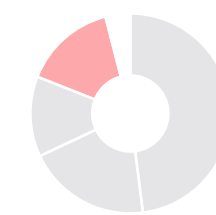
All EU member states: 48% of votes



Legally bound core of member states: 20% of votes



Coalition of member states: 13% of votes



Only national level: 15% of votes

Countries

Policies

All policies

- Integrated foreign and security policy
- Common defence structures
- Common border police and coast guard
- Common policy in justice and home affairs
- Common immigration and asylum policy**
- Common development assistance policy
- Common Russia policy
- Common Ukraine policy
- Common Syria policy
- Common MENA policy
- Common China policy
- Better governance for the eurozone
- Fully completed single market
- Common social policy
- Common energy policy
- Single climate policy

Policies Overview

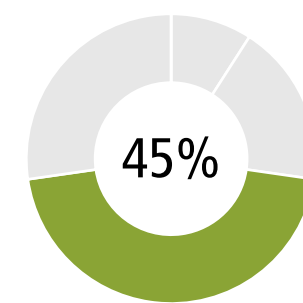
Commitment to Deeper Integration

Importance of Coalitions

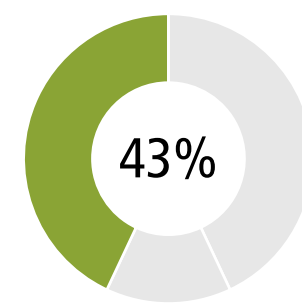
**Preferred Actor Level**

Preferred Actor Level (Public View)

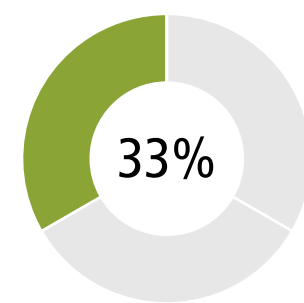
Czech Rep.



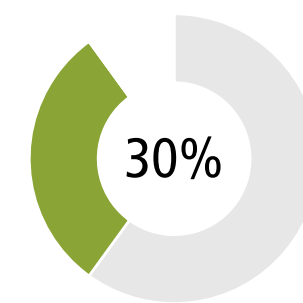
Romania



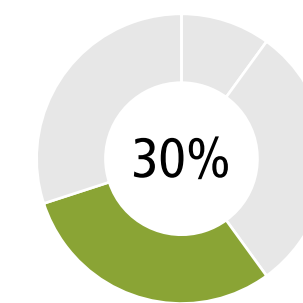
Greece



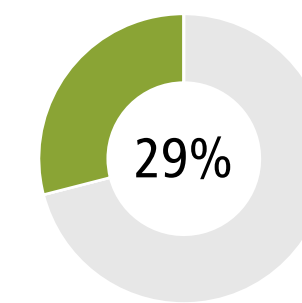
Finland



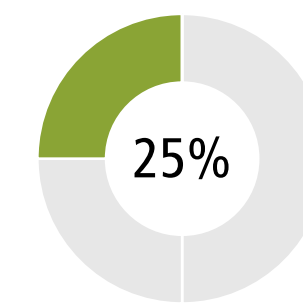
UK



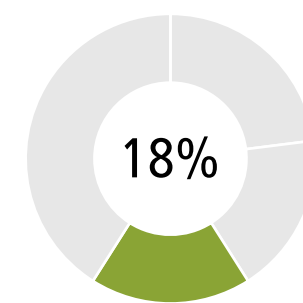
Lithuania



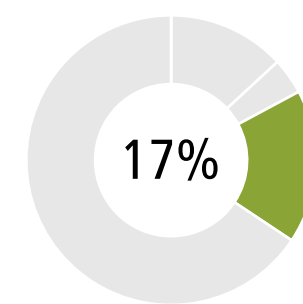
Latvia



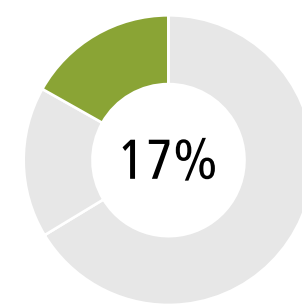
Poland



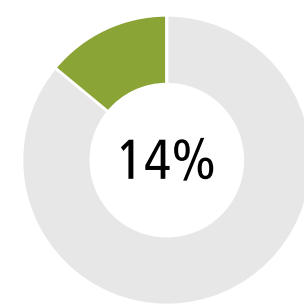
Hungary



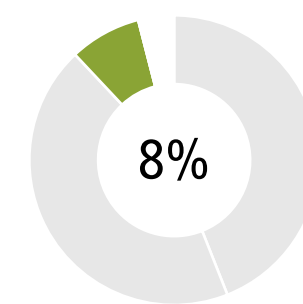
Slovenia



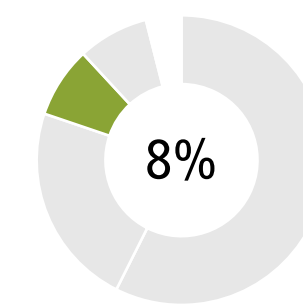
Bulgaria



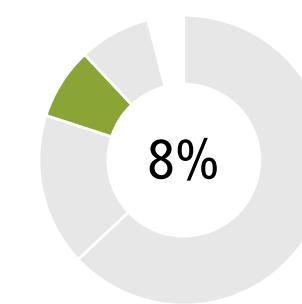
France



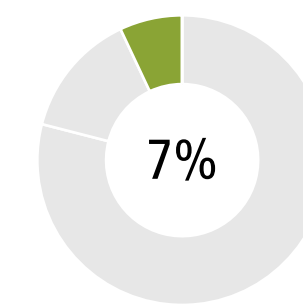
Italy



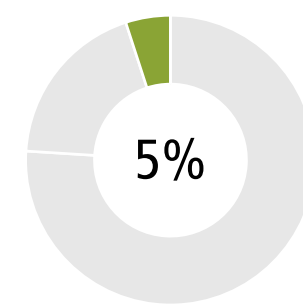
Spain



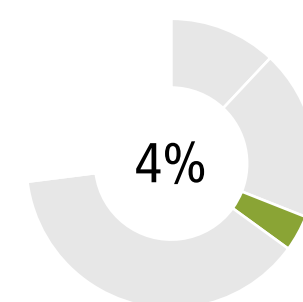
Portugal



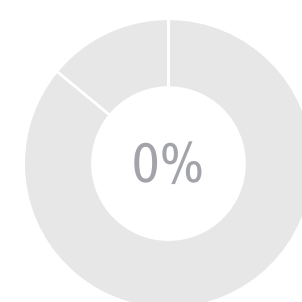
Germany



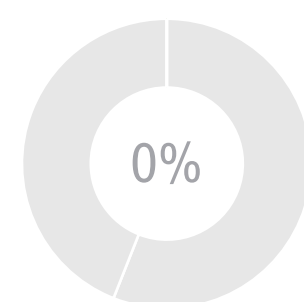
Denmark



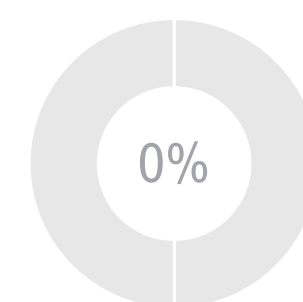
Austria



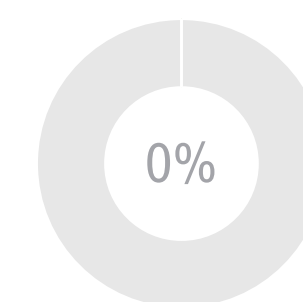
Belgium



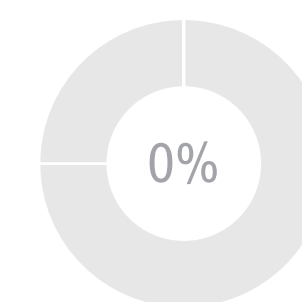
Croatia



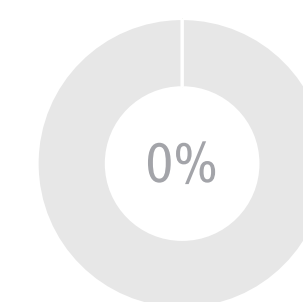
Estonia



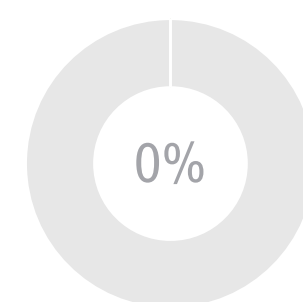
Ireland



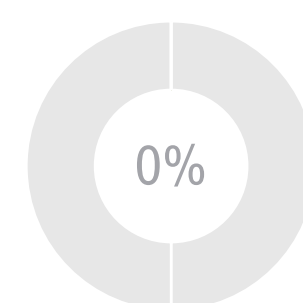
Luxembourg



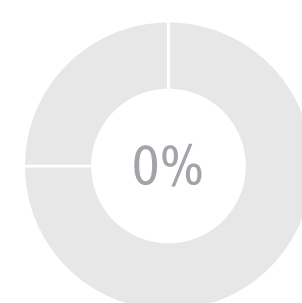
Malta



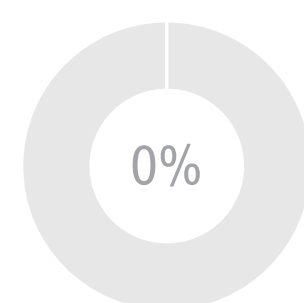
Netherlands



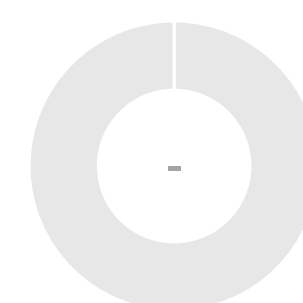
Slovakia



Sweden



Cyprus



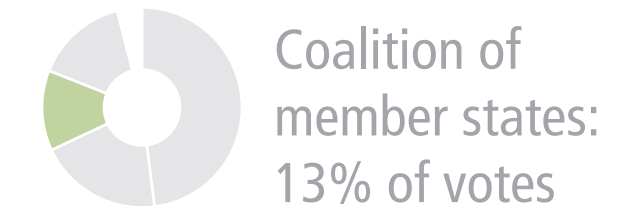



# Preferred Actor Level Common immigration and asylum policy

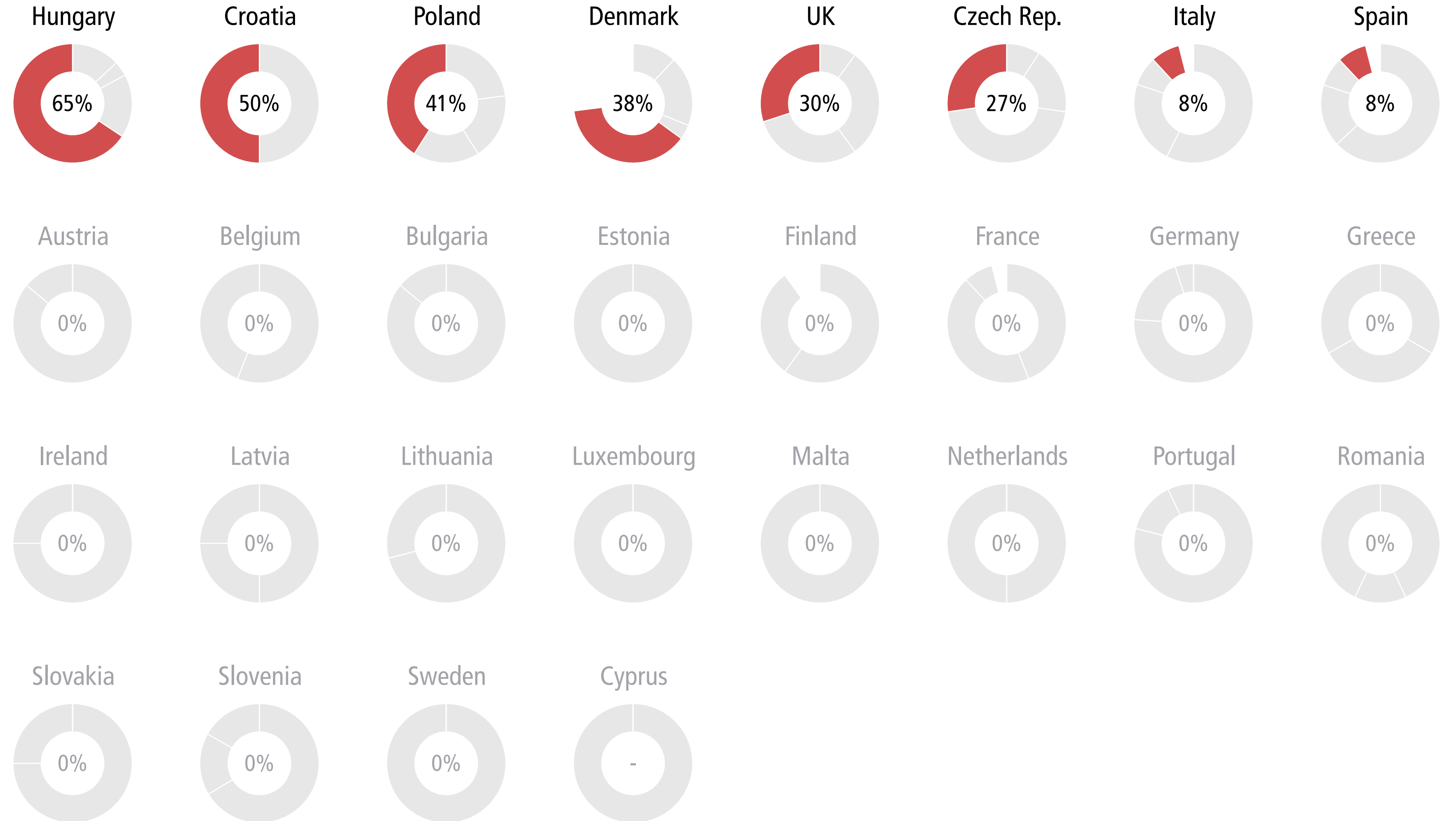
Q16

“What actor level would your country prefer for the following list of policy projects?”

All four actor levels



Countries	Policies
All policies Integrated foreign and security policy Common defence structures Common border police and coast guard Common policy in justice and home affairs <b>Common immigration and asylum policy</b> Common development assistance policy Common Russia policy Common Ukraine policy Common Syria policy Common MENA policy Common China policy Better governance for the eurozone Fully completed single market Common social policy Common energy policy Single climate policy Policies Overview Commitment to Deeper Integration Importance of Coalitions <b>Preferred Actor Level</b> Preferred Actor Level (Public View)	

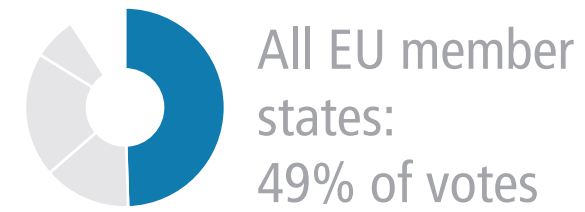


# Preferred Actor Level Common development assistance policy

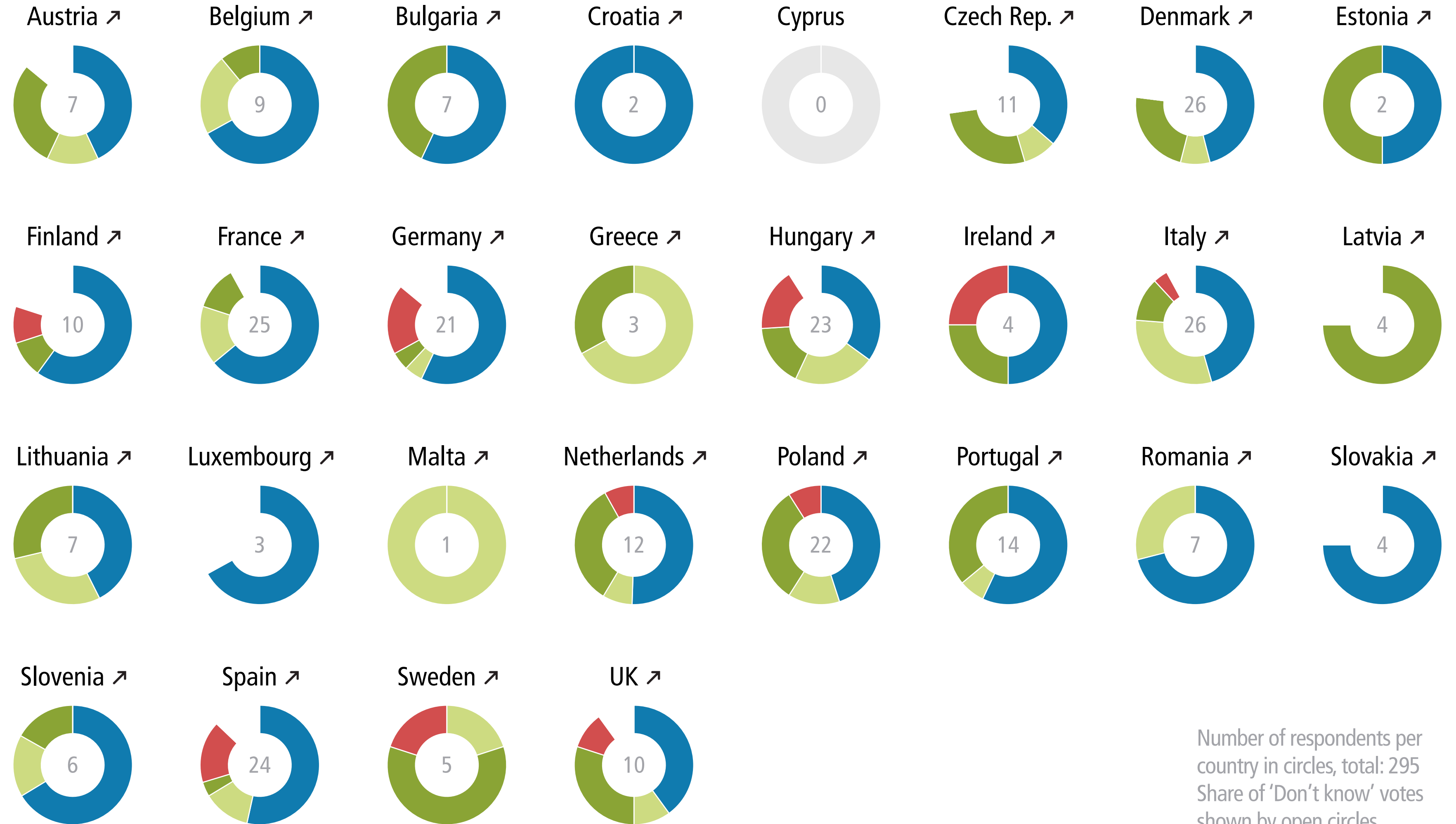
Q16

“What actor level would your country prefer for the following list of policy projects?”

All four actor levels



Countries	Policies
	All policies
	Integrated foreign and security policy
	Common defence structures
	Common border police and coast guard
	Common policy in justice and home affairs
	Common immigration and asylum policy
	<b>Common development assistance policy</b>
	Common Russia policy
	Common Ukraine policy
	Common Syria policy
	Common MENA policy
	Common China policy
	Better governance for the eurozone
	Fully completed single market
	Common social policy
	Common energy policy
	Single climate policy
	Policies Overview
	Commitment to Deeper Integration
	Importance of Coalitions
	<b>Preferred Actor Level</b>
	Preferred Actor Level (Public View)



Number of respondents per country in circles, total: 295  
Share of 'Don't know' votes shown by open circles

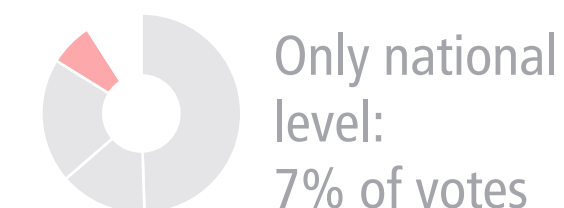
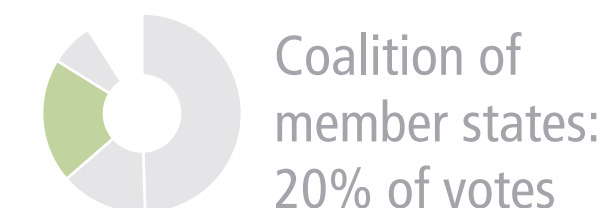
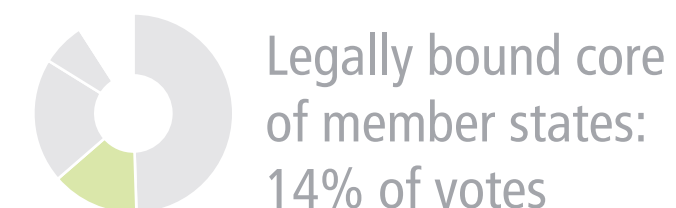
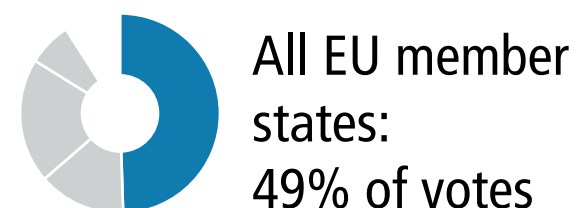


# Preferred Actor Level Common development assistance policy

Q16

“What actor level would your country prefer for the following list of policy projects?”

All four actor levels



Countries **Policies**

All policies

- Integrated foreign and security policy
- Common defence structures
- Common border police and coast guard
- Common policy in justice and home affairs
- Common immigration and asylum policy
- Common development assistance policy**
- Common Russia policy
- Common Ukraine policy
- Common Syria policy
- Common MENA policy
- Common China policy
- Better governance for the eurozone
- Fully completed single market
- Common social policy
- Common energy policy
- Single climate policy

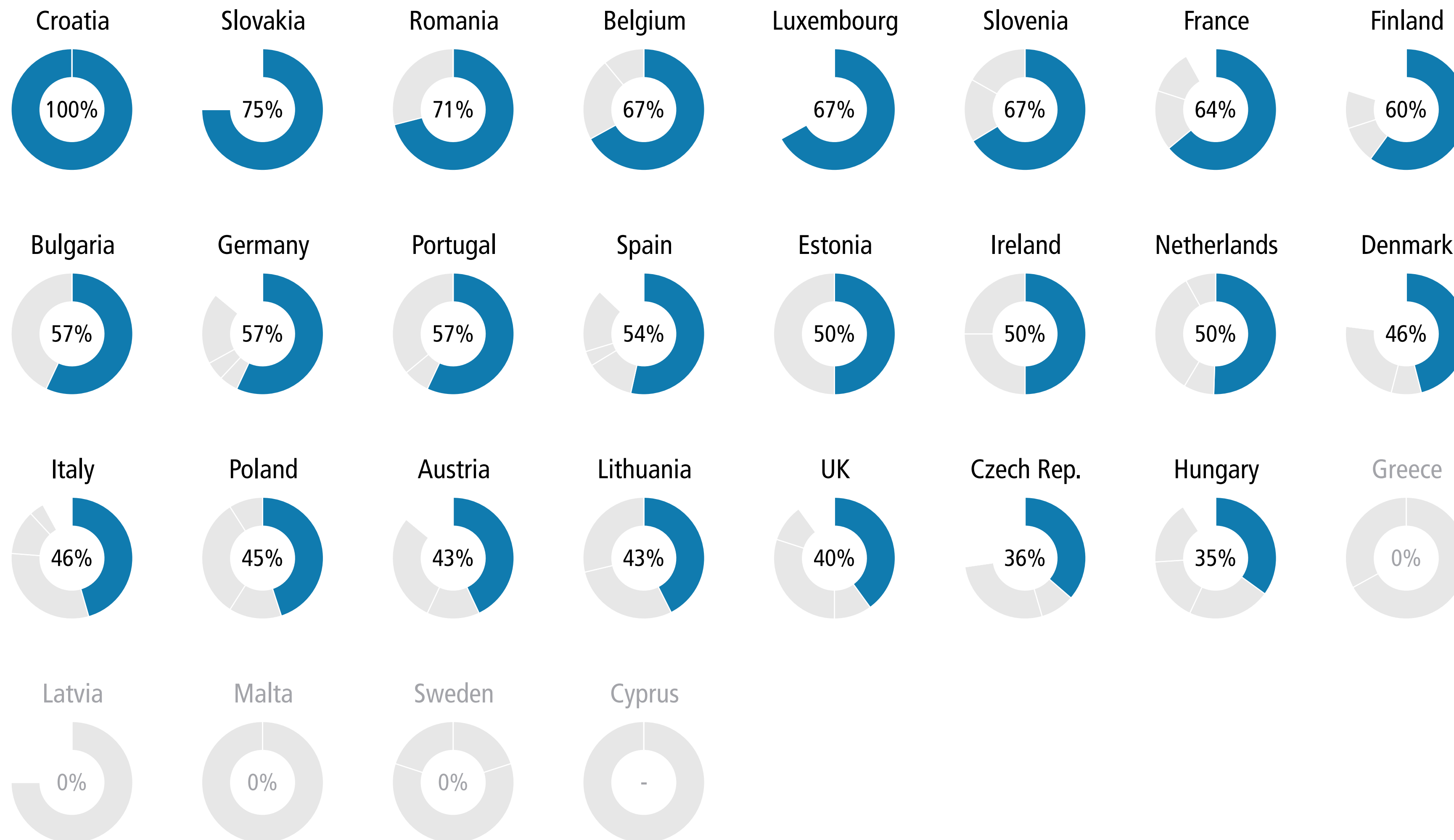
Policies Overview

Commitment to Deeper Integration

Importance of Coalitions

**Preferred Actor Level**

Preferred Actor Level (Public View)

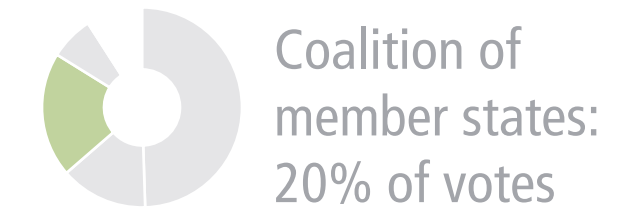
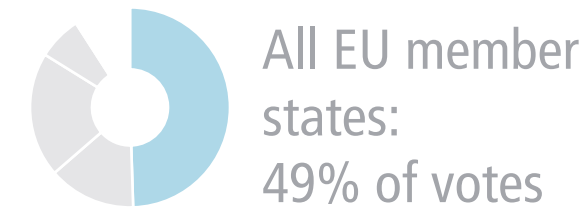


# Preferred Actor Level Common development assistance policy

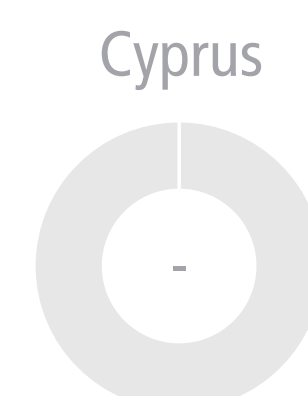
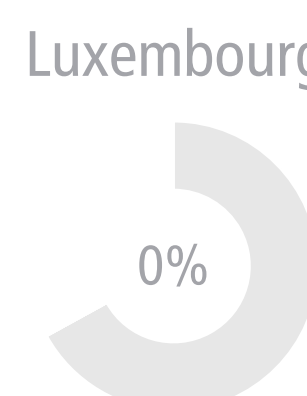
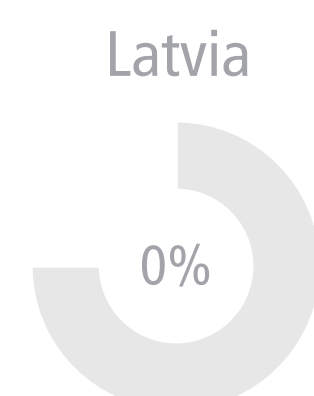
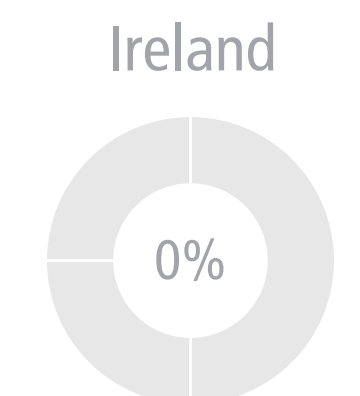
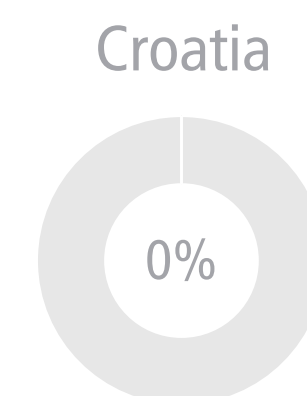
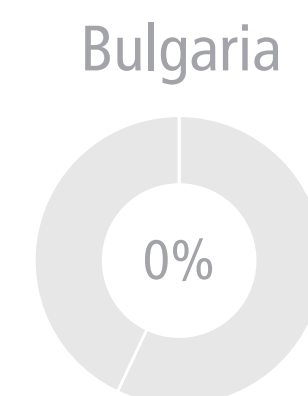
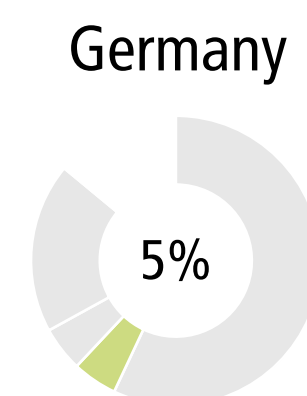
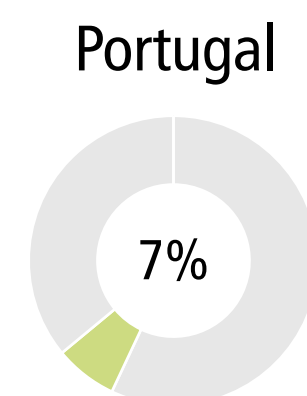
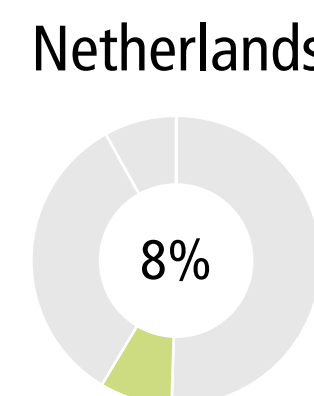
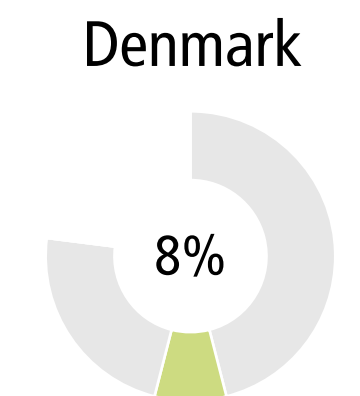
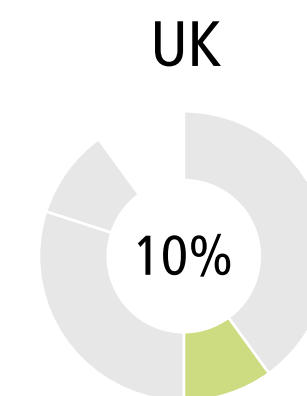
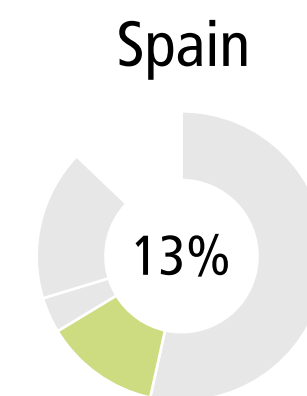
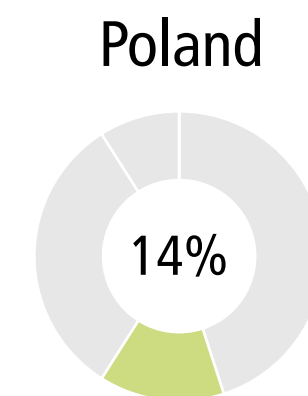
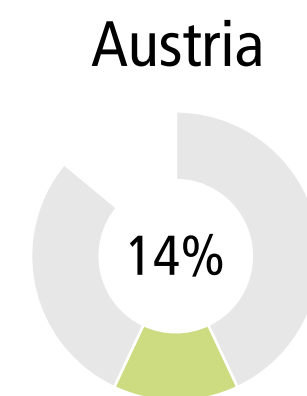
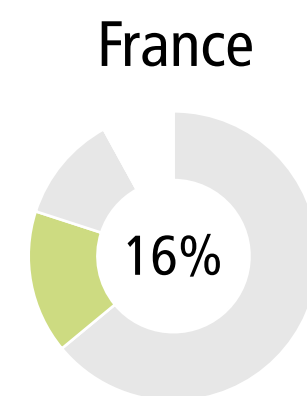
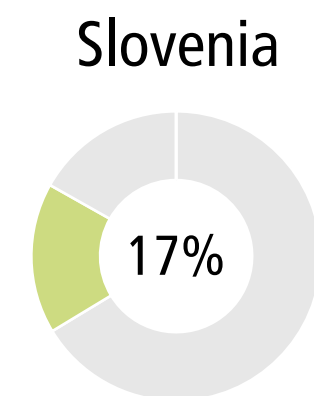
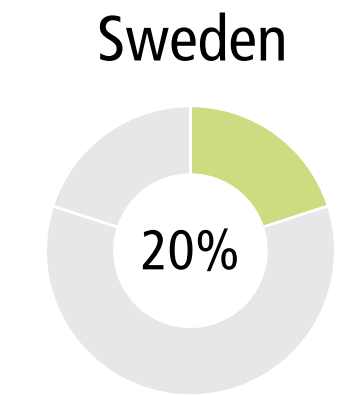
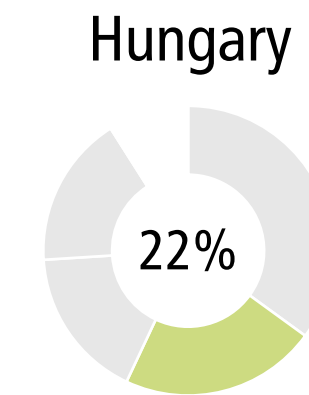
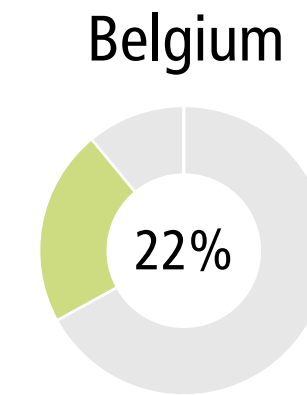
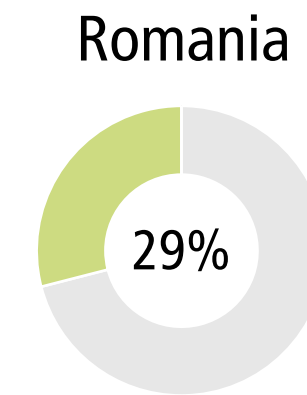
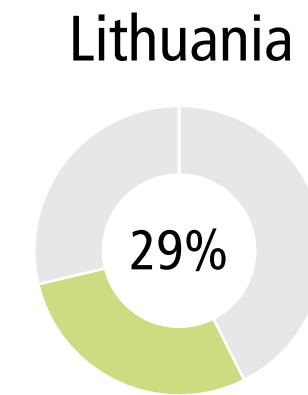
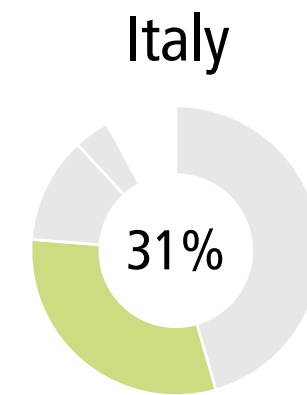
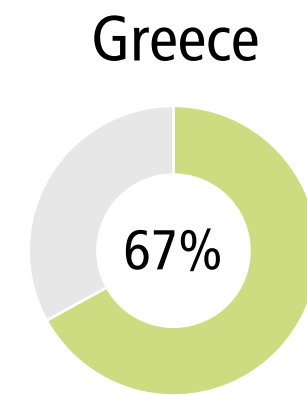
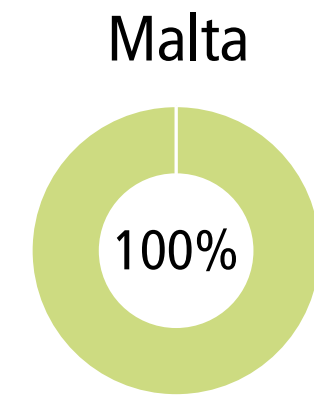
Q16

“What actor level would your country prefer for the following list of policy projects?”

All four actor levels



Countries	Policies
	All policies
	Integrated foreign and security policy
	Common defence structures
	Common border police and coast guard
	Common policy in justice and home affairs
	Common immigration and asylum policy
	<b>Common development assistance policy</b>
	Common Russia policy
	Common Ukraine policy
	Common Syria policy
	Common MENA policy
	Common China policy
	Better governance for the eurozone
	Fully completed single market
	Common social policy
	Common energy policy
	Single climate policy
	Policies Overview
	Commitment to Deeper Integration
	Importance of Coalitions
	<b>Preferred Actor Level</b>
	Preferred Actor Level (Public View)

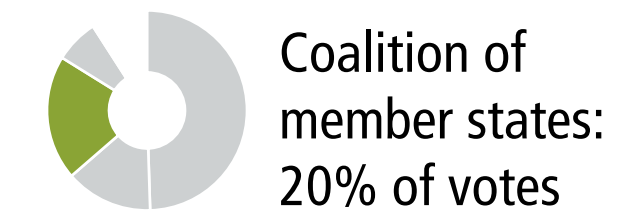
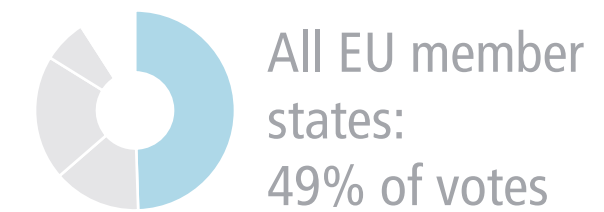


# Preferred Actor Level Common development assistance policy

Q16

“What actor level would your country prefer for the following list of policy projects?”

All four actor levels



Countries **Policies**

All policies

- Integrated foreign and security policy
- Common defence structures
- Common border police and coast guard
- Common policy in justice and home affairs
- Common immigration and asylum policy
- Common development assistance policy**
- Common Russia policy
- Common Ukraine policy
- Common Syria policy
- Common MENA policy
- Common China policy
- Better governance for the eurozone
- Fully completed single market
- Common social policy
- Common energy policy
- Single climate policy

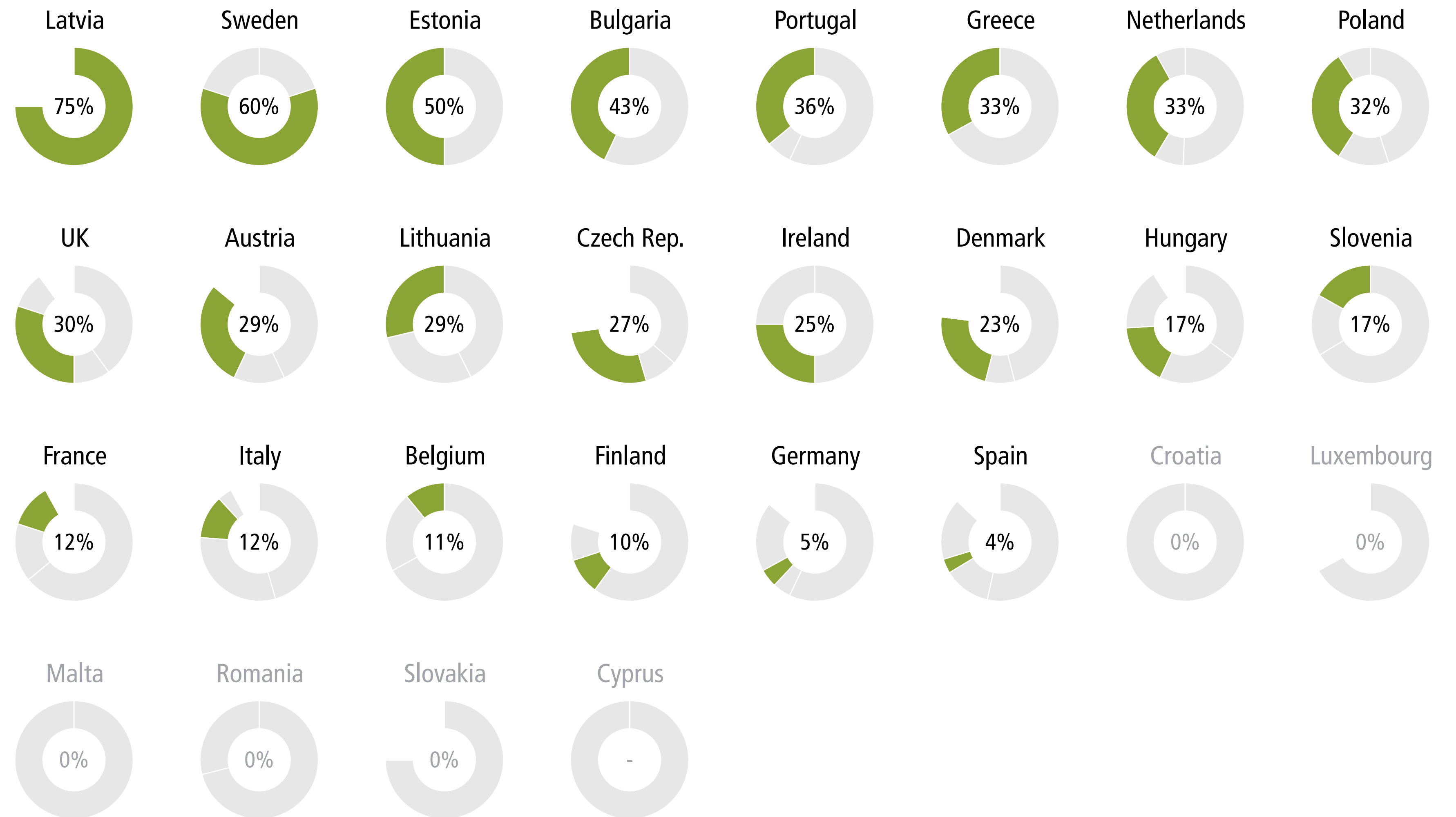
Policies Overview

Commitment to Deeper Integration

Importance of Coalitions

**Preferred Actor Level**

Preferred Actor Level (Public View)



# Preferred Actor Level Common development assistance policy

Q16

“What actor level would your country prefer for the following list of policy projects?”

All four actor levels



All EU member states: 49% of votes



Legally bound core of member states: 14% of votes



Coalition of member states: 20% of votes



Only national level: 7% of votes

Countries **Policies**

All policies

- Integrated foreign and security policy
- Common defence structures
- Common border police and coast guard
- Common policy in justice and home affairs
- Common immigration and asylum policy
- Common development assistance policy**
- Common Russia policy
- Common Ukraine policy
- Common Syria policy
- Common MENA policy
- Common China policy
- Better governance for the eurozone
- Fully completed single market
- Common social policy
- Common energy policy
- Single climate policy

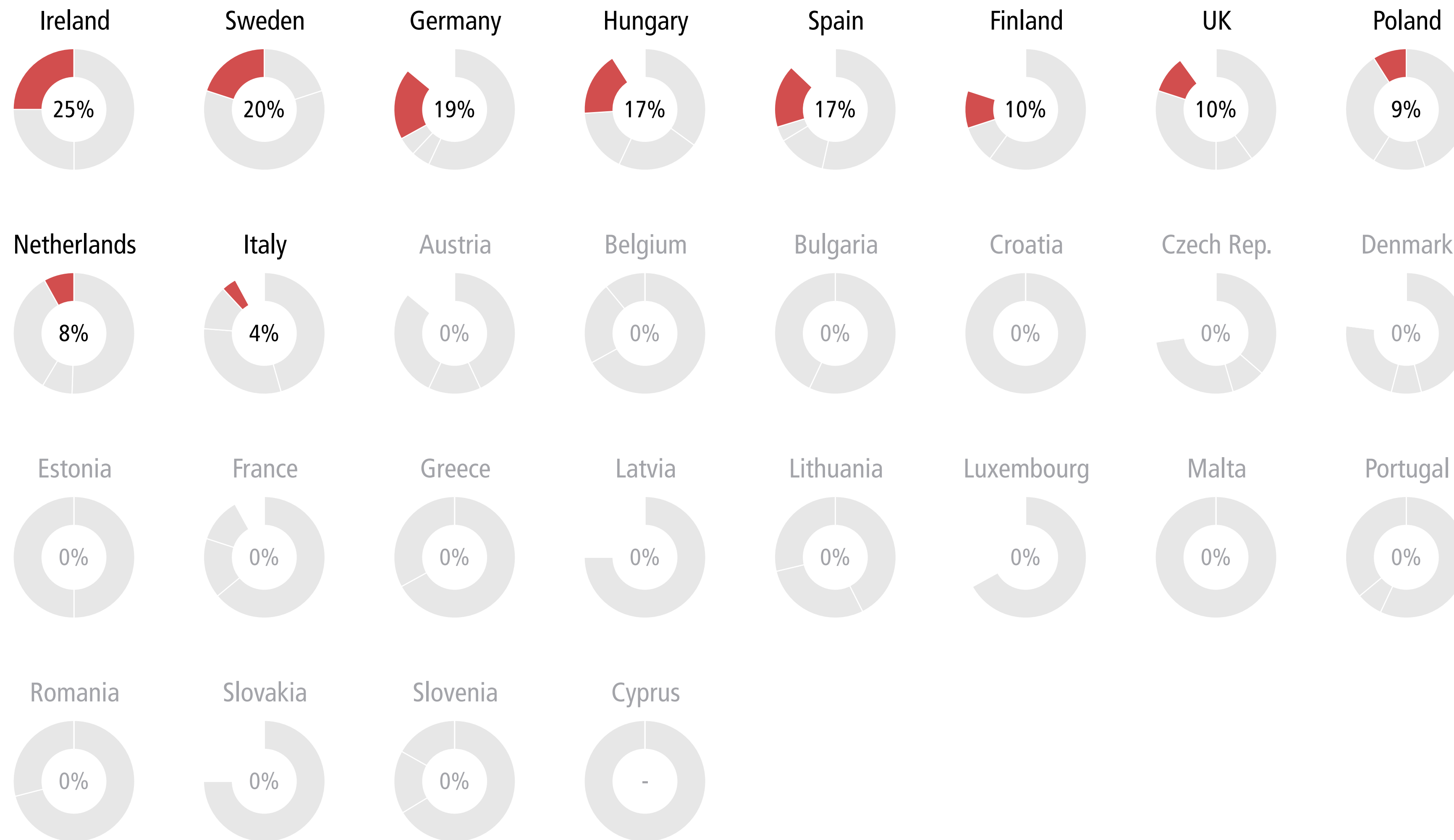
Policies Overview

Commitment to Deeper Integration

Importance of Coalitions

**Preferred Actor Level**

Preferred Actor Level (Public View)

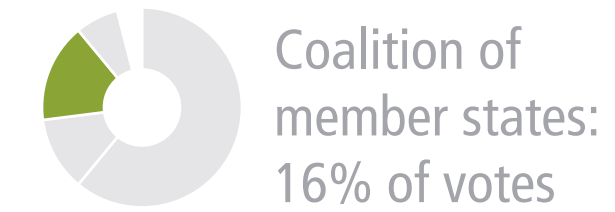
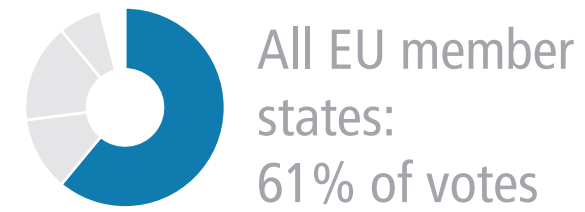


# Preferred Actor Level Common Russia policy

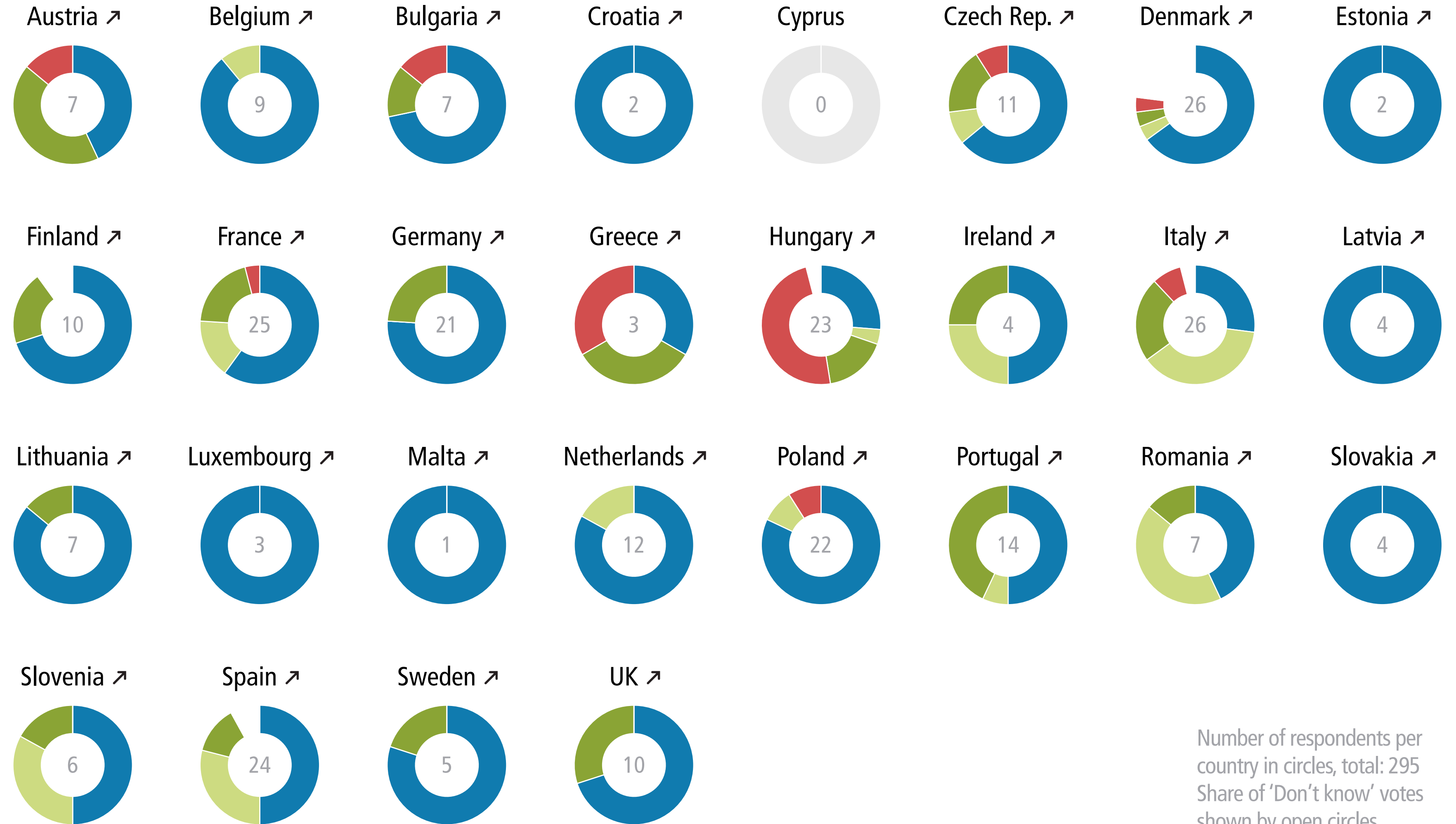
Q16

“What actor level would your country prefer for the following list of policy projects?”

All four actor levels



Countries	Policies
	All policies
	Integrated foreign and security policy
	Common defence structures
	Common border police and coast guard
	Common policy in justice and home affairs
	Common immigration and asylum policy
	Common development assistance policy
	<b>Common Russia policy</b>
	Common Ukraine policy
	Common Syria policy
	Common MENA policy
	Common China policy
	Better governance for the eurozone
	Fully completed single market
	Common social policy
	Common energy policy
	Single climate policy
	Policies Overview
	Commitment to Deeper Integration
	Importance of Coalitions
	<b>Preferred Actor Level</b>
	Preferred Actor Level (Public View)



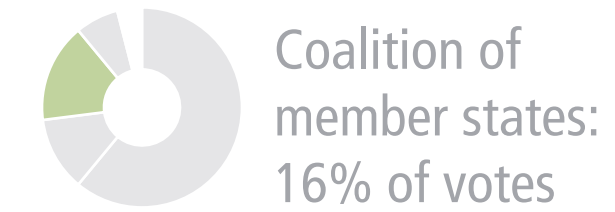
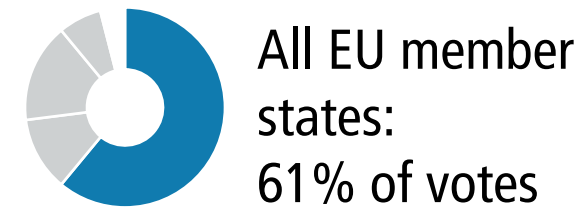
Number of respondents per country in circles, total: 295  
Share of 'Don't know' votes shown by open circles

# Preferred Actor Level Common Russia policy

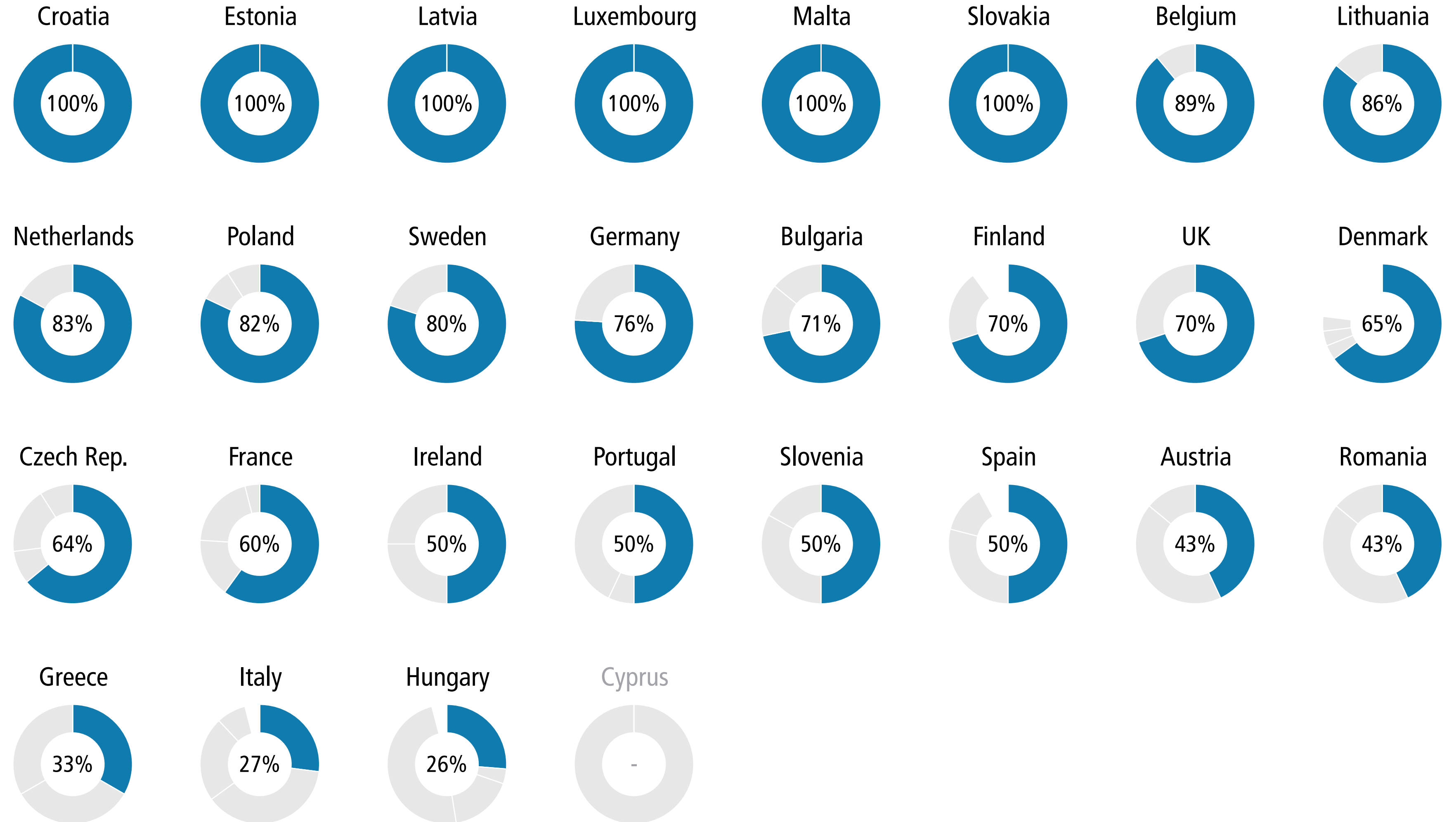
## Q16

“What actor level would your country prefer for the following list of policy projects?”

All four actor levels



Countries	Policies
	All policies
	Integrated foreign and security policy
	Common defence structures
	Common border police and coast guard
	Common policy in justice and home affairs
	Common immigration and asylum policy
	Common development assistance policy
	<b>Common Russia policy</b>
	Common Ukraine policy
	Common Syria policy
	Common MENA policy
	Common China policy
	Better governance for the eurozone
	Fully completed single market
	Common social policy
	Common energy policy
	Single climate policy
	Policies Overview
	Commitment to Deeper Integration
	Importance of Coalitions
	<b>Preferred Actor Level</b>
	Preferred Actor Level (Public View)



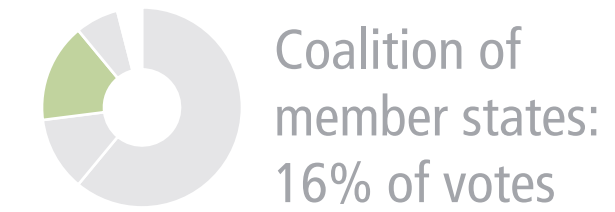
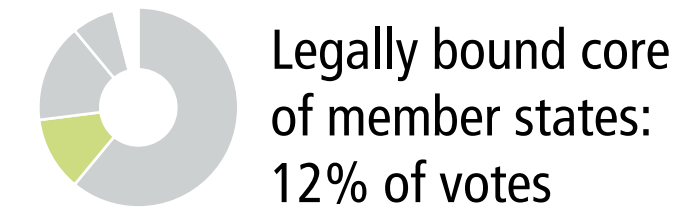



# Preferred Actor Level Common Russia policy

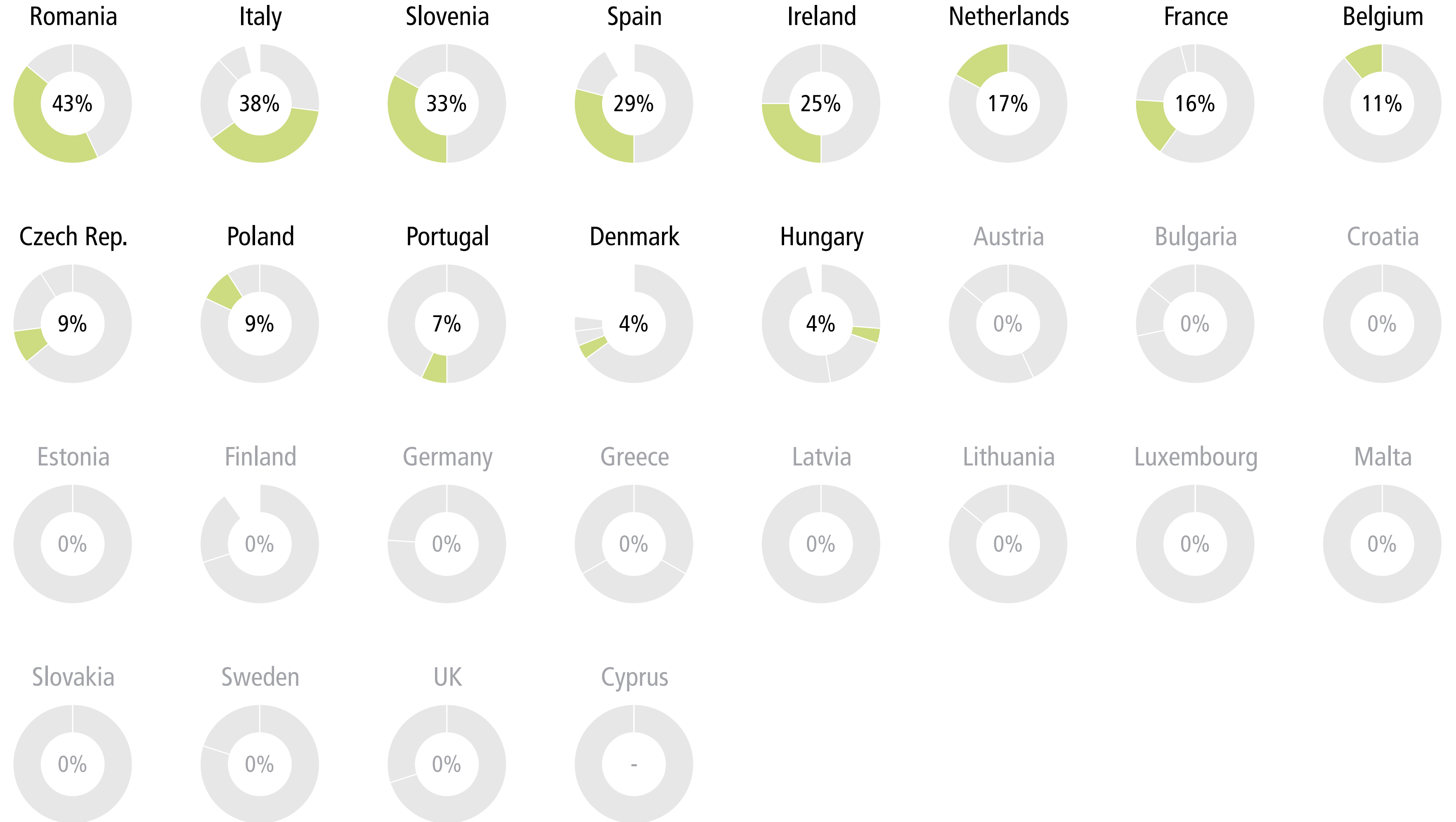
Q16

“What actor level would your country prefer for the following list of policy projects?”

All four actor levels



Countries	Policies
	All policies
	Integrated foreign and security policy
	Common defence structures
	Common border police and coast guard
	Common policy in justice and home affairs
	Common immigration and asylum policy
	Common development assistance policy
	<b>Common Russia policy</b>
	Common Ukraine policy
	Common Syria policy
	Common MENA policy
	Common China policy
	Better governance for the eurozone
	Fully completed single market
	Common social policy
	Common energy policy
	Single climate policy
	Policies Overview
	Commitment to Deeper Integration
	Importance of Coalitions
	<b>Preferred Actor Level</b>
	Preferred Actor Level (Public View)

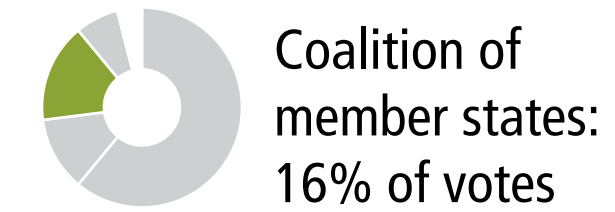



# Preferred Actor Level Common Russia policy

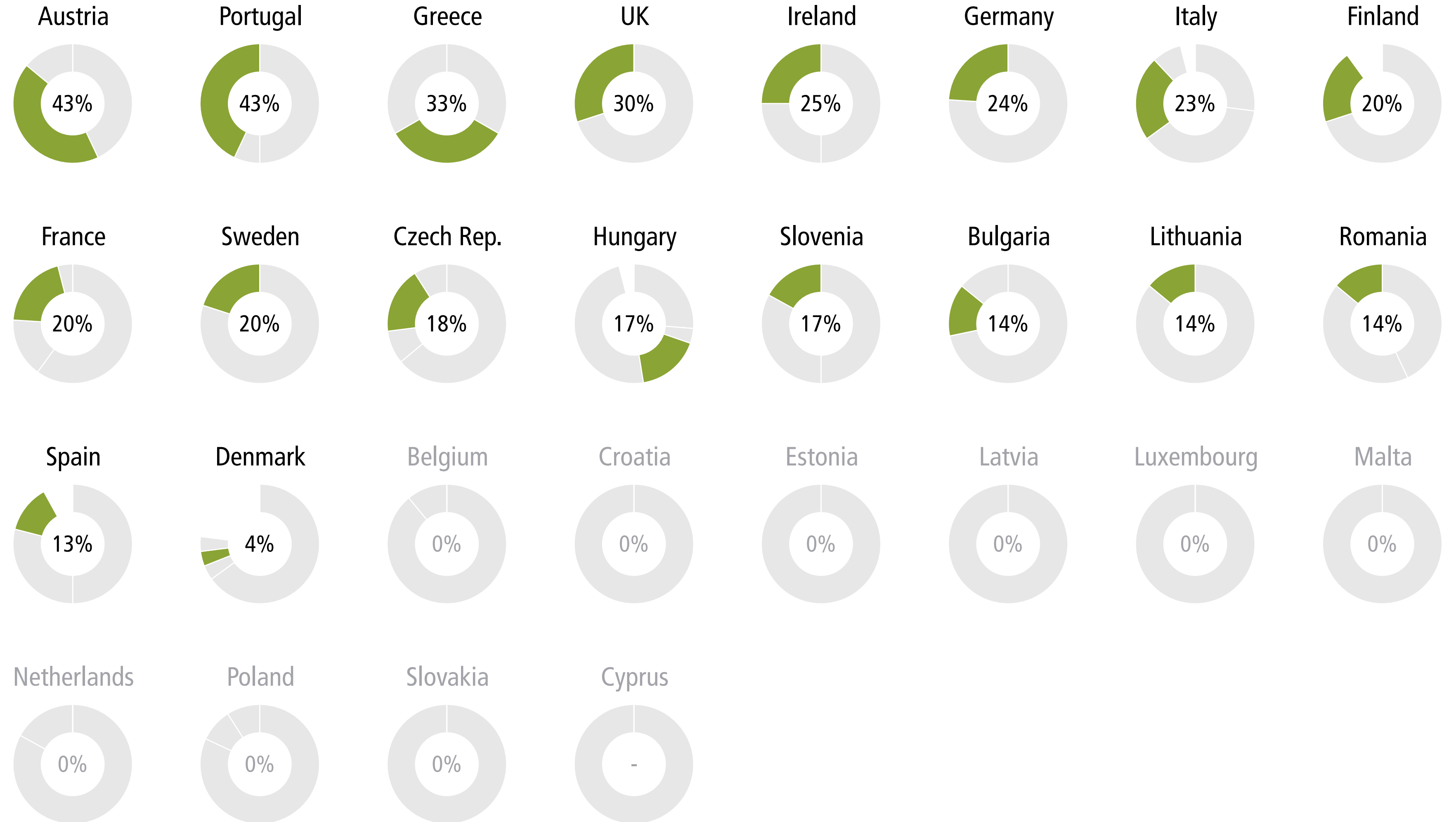
Q16

“What actor level would your country prefer for the following list of policy projects?”

All four actor levels



Countries	Policies
All policies	Integrated foreign and security policy
	Common defence structures
	Common border police and coast guard
	Common policy in justice and home affairs
	Common immigration and asylum policy
	Common development assistance policy
	<b>Common Russia policy</b>
Common Ukraine policy	
Common Syria policy	
Common MENA policy	
Common China policy	
Better governance for the eurozone	Fully completed single market
	Common social policy
	Common energy policy
	Single climate policy
Policies Overview	Commitment to Deeper Integration
	Importance of Coalitions
<b>Preferred Actor Level</b>	
Preferred Actor Level (Public View)	


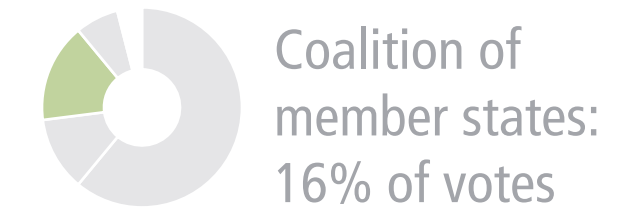



# Preferred Actor Level Common Russia policy

Q16

“What actor level would your country prefer for the following list of policy projects?”

All four actor levels



Countries **Policies**

All policies

- Integrated foreign and security policy
- Common defence structures
- Common border police and coast guard
- Common policy in justice and home affairs
- Common immigration and asylum policy
- Common development assistance policy

**Common Russia policy**

- Common Ukraine policy
- Common Syria policy
- Common MENA policy
- Common China policy


- Better governance for the eurozone
- Fully completed single market
- Common social policy
- Common energy policy
- Single climate policy

Policies Overview

- Commitment to Deeper Integration
- Importance of Coalitions

**Preferred Actor Level**

Preferred Actor Level (Public View)

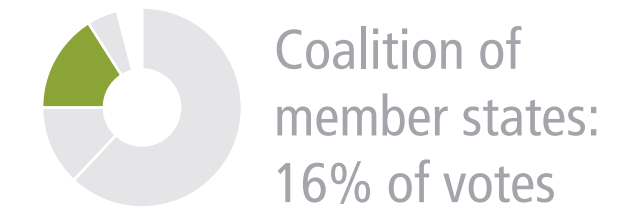
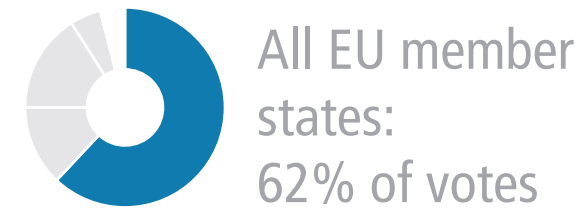


# Preferred Actor Level Common Ukraine policy

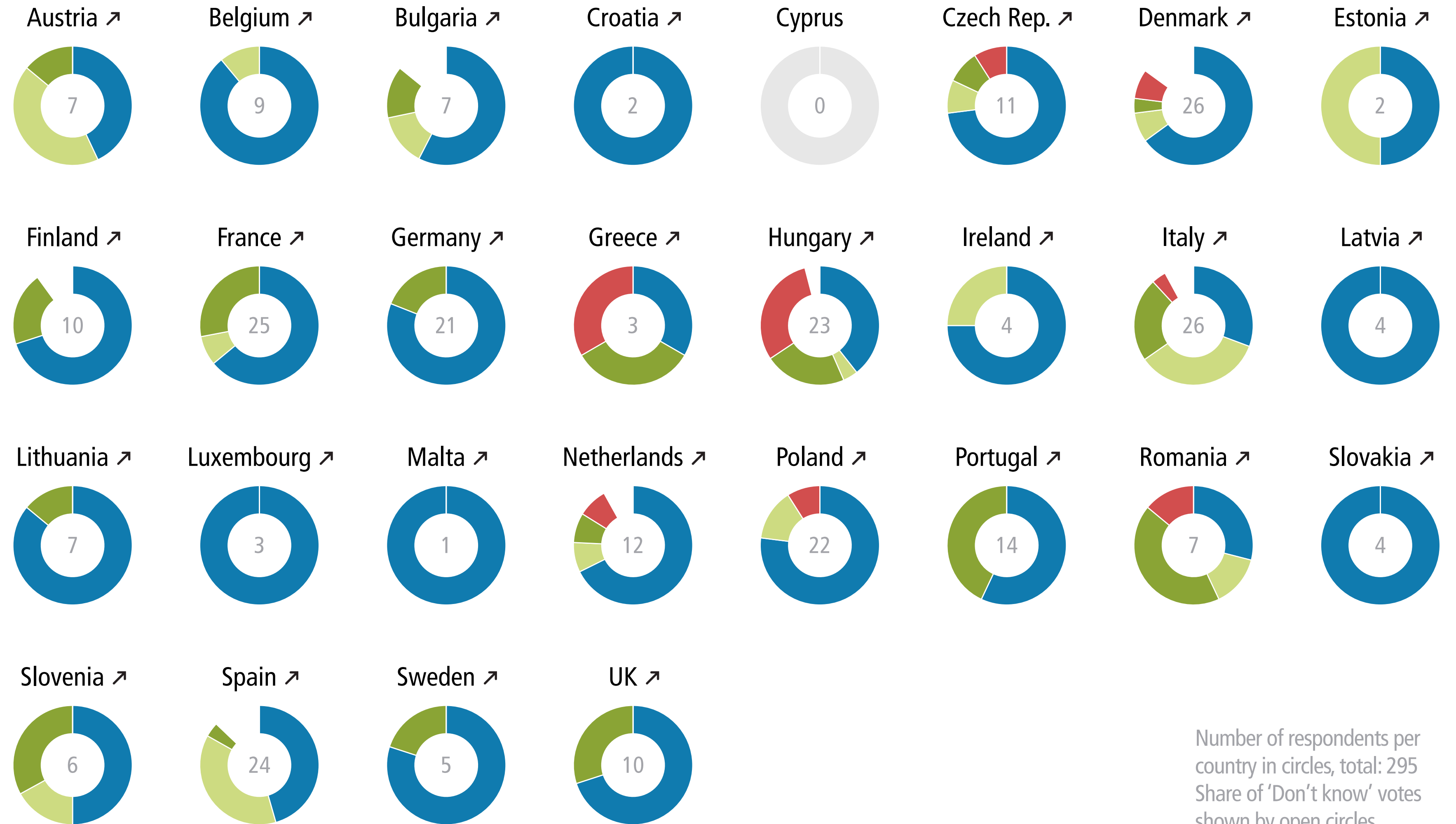
Q16

“What actor level would your country prefer for the following list of policy projects?”

All four actor levels



Countries	Policies
	All policies
	Integrated foreign and security policy
	Common defence structures
	Common border police and coast guard
	Common policy in justice and home affairs
	Common immigration and asylum policy
	Common development assistance policy
	Common Russia policy
	<b>Common Ukraine policy</b>
	Common Syria policy
	Common MENA policy
	Common China policy
	Better governance for the eurozone
	Fully completed single market
	Common social policy
	Common energy policy
	Single climate policy
	Policies Overview
	Commitment to Deeper Integration
	Importance of Coalitions
	<b>Preferred Actor Level</b>
	Preferred Actor Level (Public View)



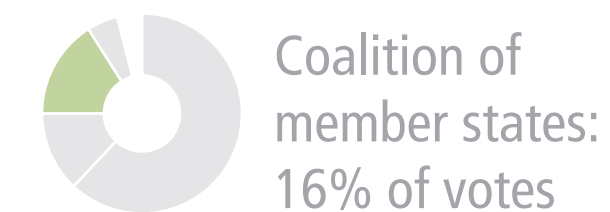
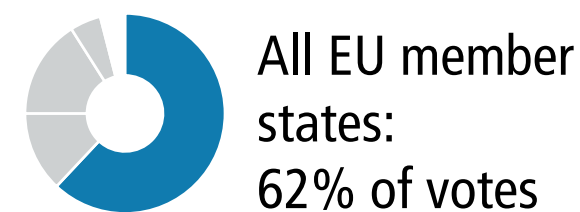
Number of respondents per country in circles, total: 295  
Share of 'Don't know' votes shown by open circles



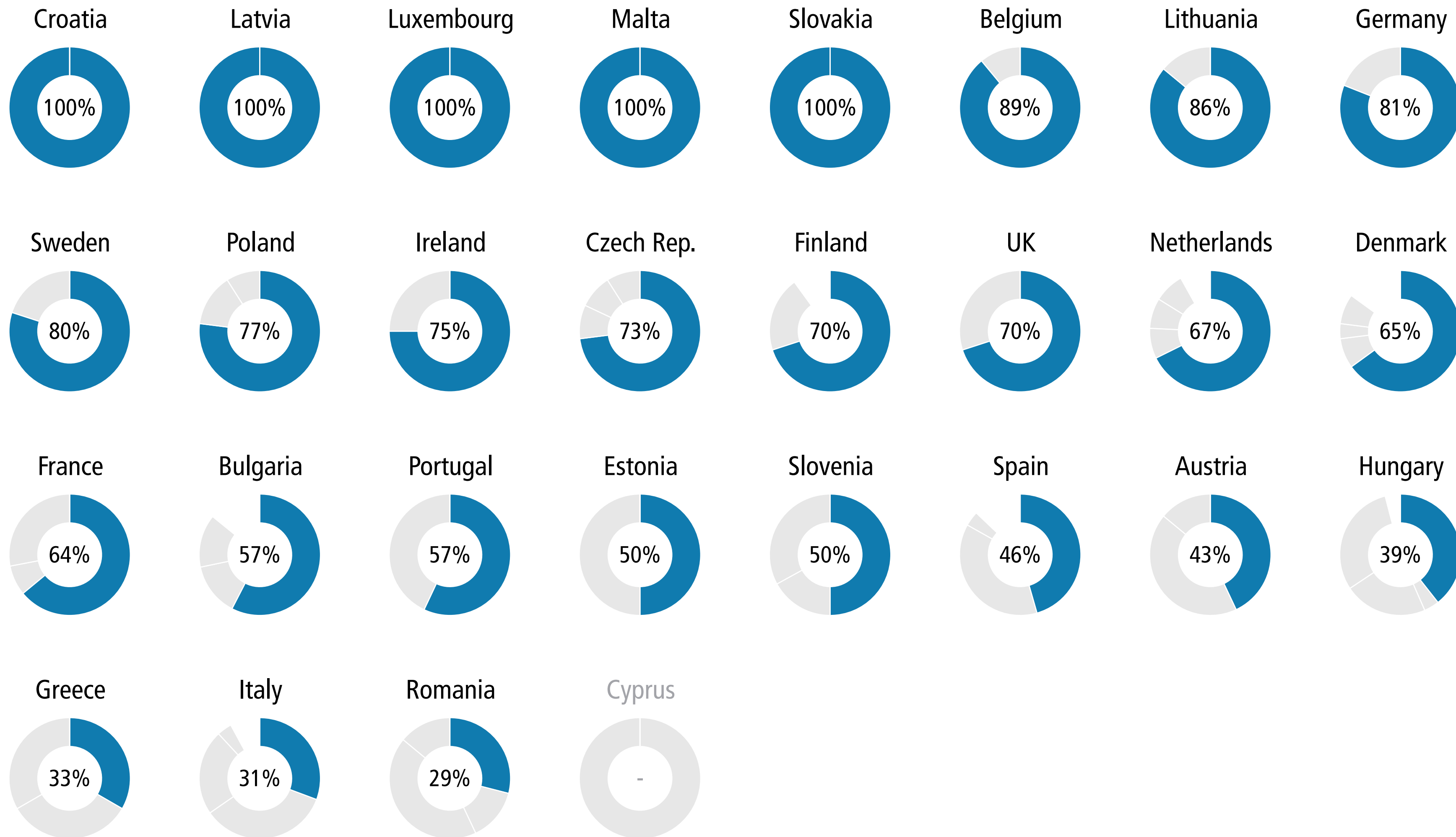
# Preferred Actor Level Common Ukraine policy

**Q16** "What actor level would your country prefer for the following list of policy projects?"

All four actor levels



Countries	Policies
All policies	
Integrated foreign and security policy	
Common defence structures	
Common border police and coast guard	
Common policy in justice and home affairs	
Common immigration and asylum policy	
Common development assistance policy	
Common Russia policy	
<b>Common Ukraine policy</b>	
Common Syria policy	
Common MENA policy	
Common China policy	
Better governance for the eurozone	
Fully completed single market	
Common social policy	
Common energy policy	
Single climate policy	
Policies Overview	
Commitment to Deeper Integration	
Importance of Coalitions	
<b>Preferred Actor Level</b>	
Preferred Actor Level (Public View)	

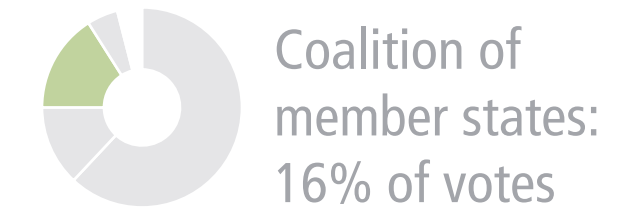
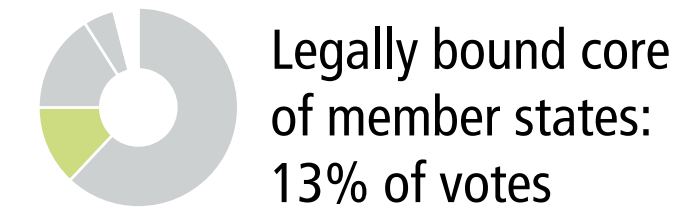



# Preferred Actor Level Common Ukraine policy

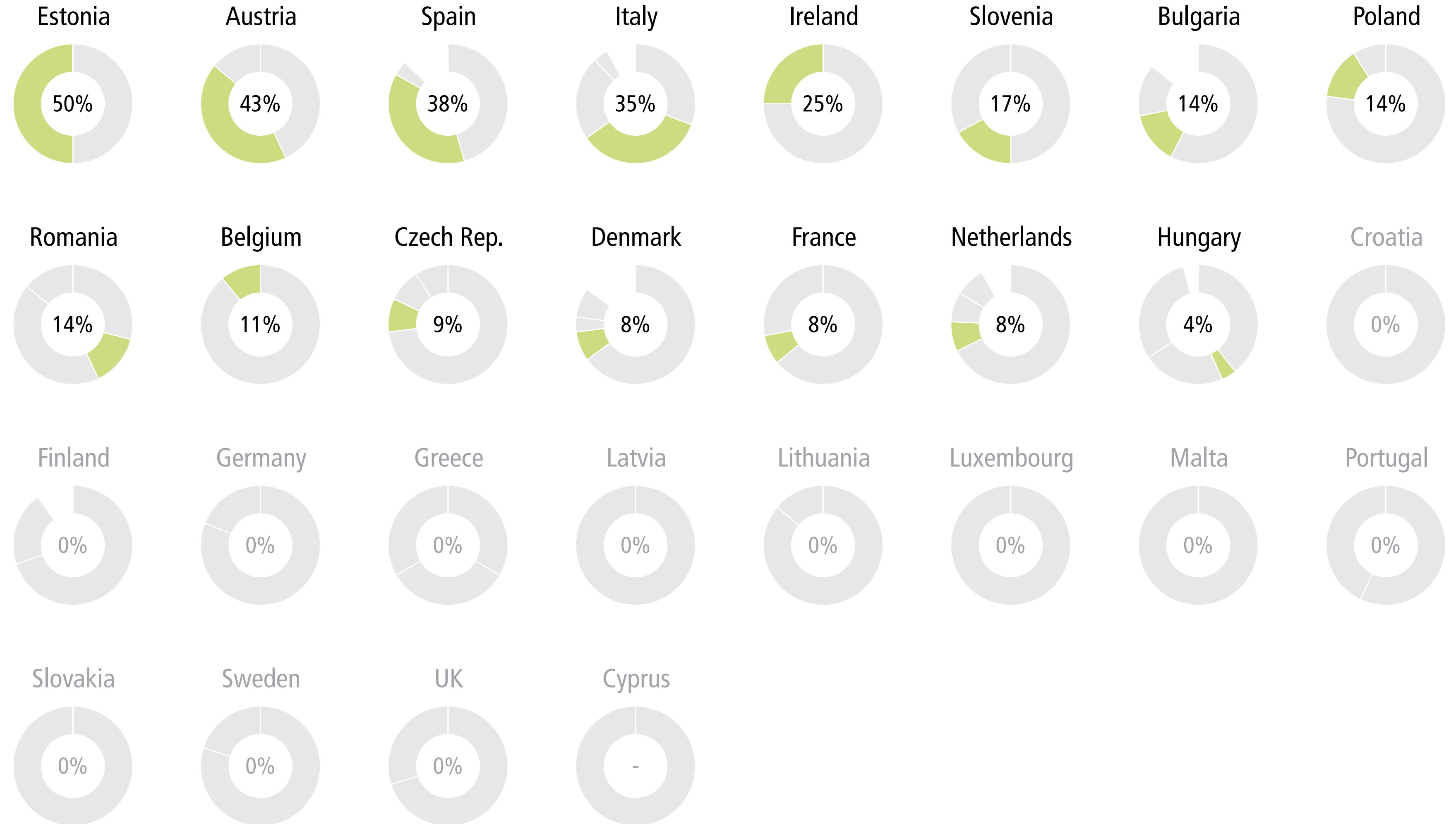
Q16

“What actor level would your country prefer for the following list of policy projects?”

All four actor levels



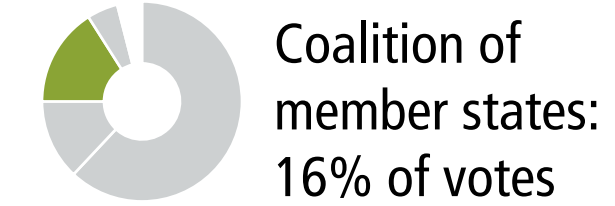
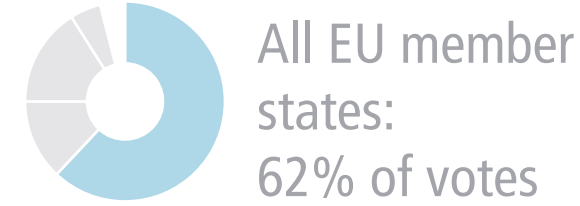
Countries	Policies
All policies Integrated foreign and security policy Common defence structures Common border police and coast guard Common policy in justice and home affairs Common immigration and asylum policy Common development assistance policy Common Russia policy <b>Common Ukraine policy</b> Common Syria policy Common MENA policy Common China policy Better governance for the eurozone Fully completed single market Common social policy Common energy policy Single climate policy Policies Overview Commitment to Deeper Integration Importance of Coalitions <b>Preferred Actor Level</b> Preferred Actor Level (Public View)	



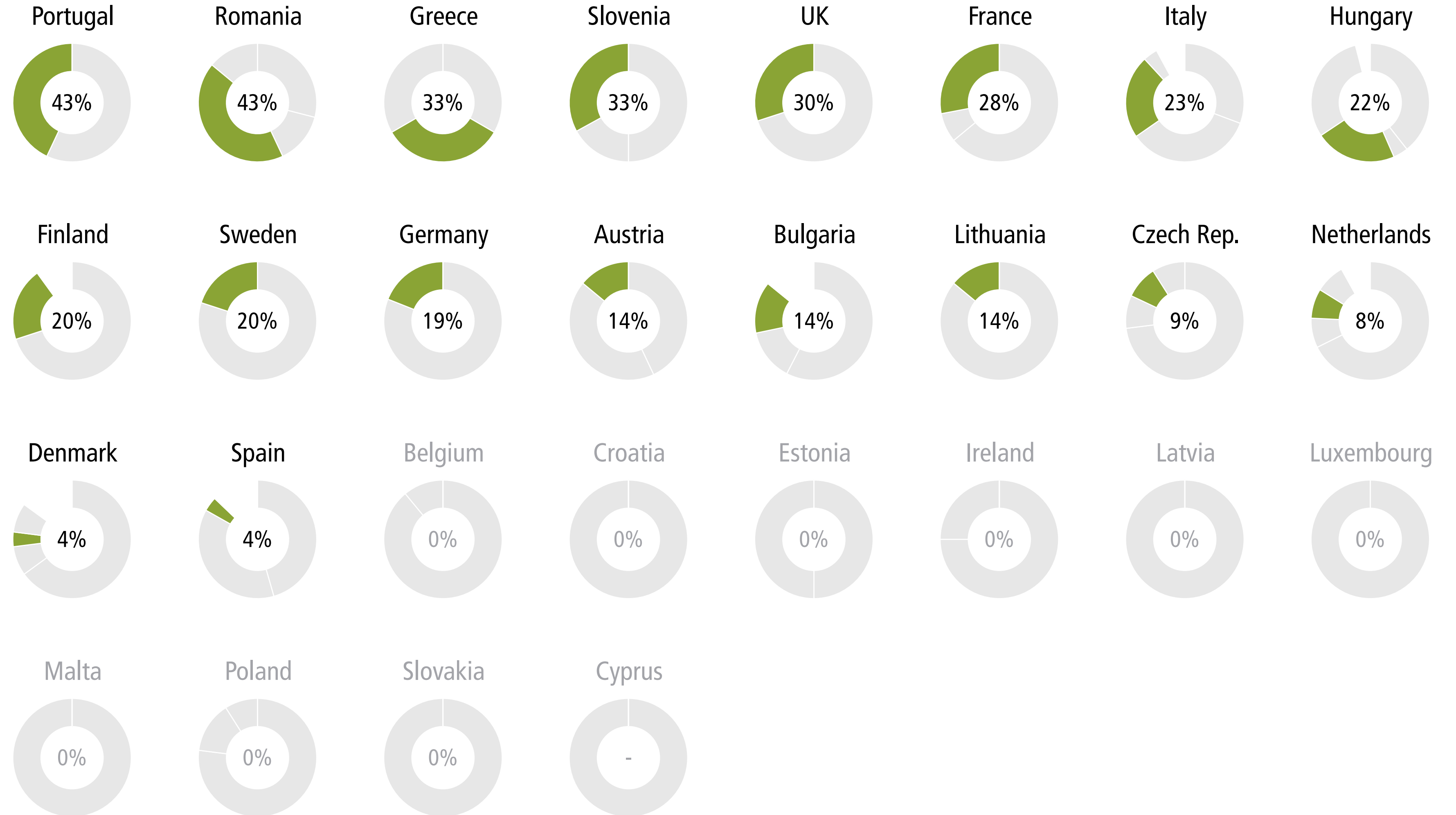
# Preferred Actor Level Common Ukraine policy

**Q16** “What actor level would your country prefer for the following list of policy projects?”

All four actor levels



Countries	Policies
All policies Integrated foreign and security policy Common defence structures Common border police and coast guard Common policy in justice and home affairs Common immigration and asylum policy Common development assistance policy Common Russia policy <b>Common Ukraine policy</b> Common Syria policy Common MENA policy Common China policy Better governance for the eurozone Fully completed single market Common social policy Common energy policy Single climate policy Policies Overview Commitment to Deeper Integration Importance of Coalitions <b>Preferred Actor Level</b> Preferred Actor Level (Public View)	

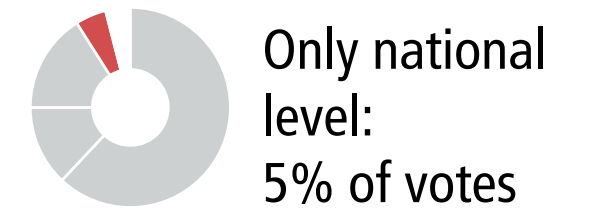
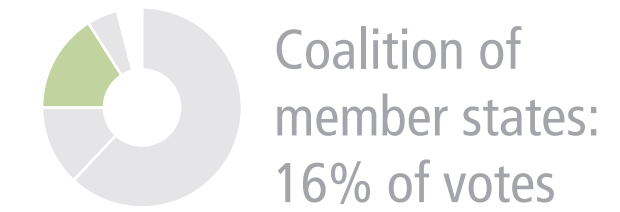



# Preferred Actor Level Common Ukraine policy

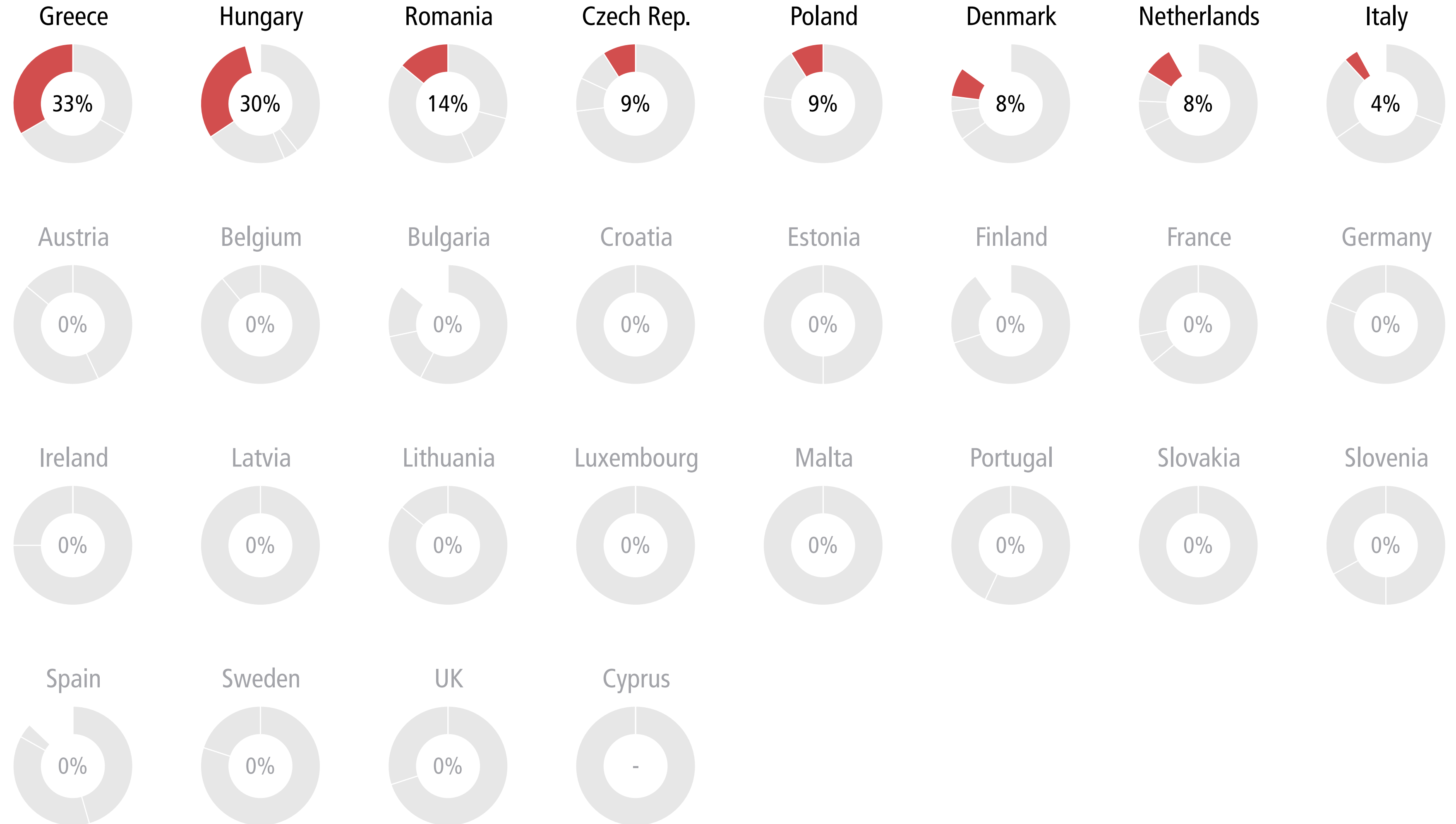
Q16

“What actor level would your country prefer for the following list of policy projects?”

All four actor levels



Countries	Policies
All policies Integrated foreign and security policy Common defence structures Common border police and coast guard Common policy in justice and home affairs Common immigration and asylum policy Common development assistance policy Common Russia policy <b>Common Ukraine policy</b> Common Syria policy Common MENA policy Common China policy Better governance for the eurozone Fully completed single market Common social policy Common energy policy Single climate policy	
	Policies Overview
	Commitment to Deeper Integration
	Importance of Coalitions
	<b>Preferred Actor Level</b>
	Preferred Actor Level (Public View)



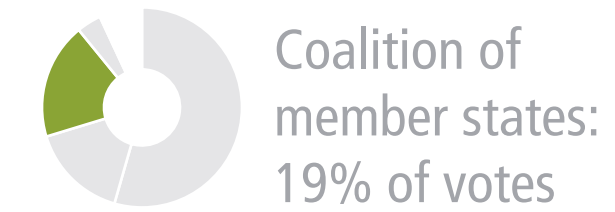



# Preferred Actor Level Common Syria policy

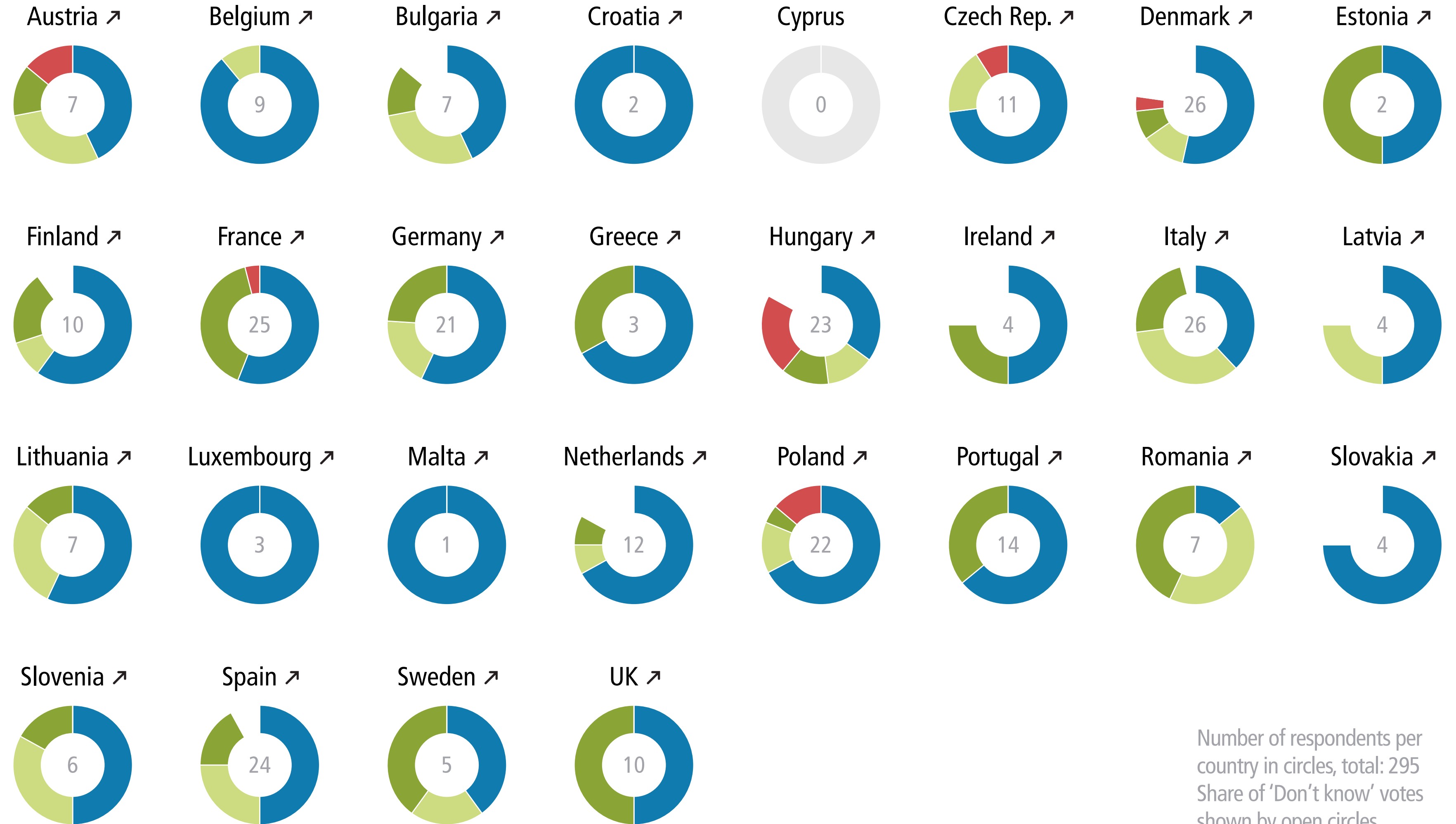
Q16

“What actor level would your country prefer for the following list of policy projects?”

All four actor levels



Countries	Policies
	All policies
	Integrated foreign and security policy
	Common defence structures
	Common border police and coast guard
	Common policy in justice and home affairs
	Common immigration and asylum policy
	Common development assistance policy
	Common Russia policy
	Common Ukraine policy
	<b>Common Syria policy</b>
	Common MENA policy
	Common China policy
	Better governance for the eurozone
	Fully completed single market
	Common social policy
	Common energy policy
	Single climate policy
	Policies Overview
	Commitment to Deeper Integration
	Importance of Coalitions
	<b>Preferred Actor Level</b>
	Preferred Actor Level (Public View)



Number of respondents per country in circles, total: 295  
Share of 'Don't know' votes shown by open circles

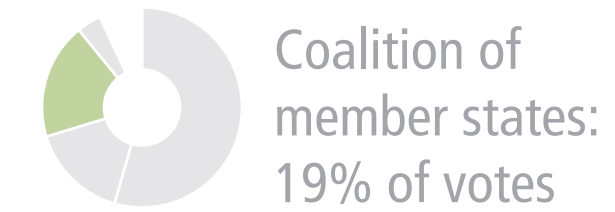
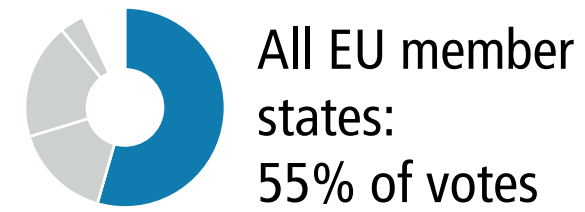


# Preferred Actor Level Common Syria policy

## Q16

“What actor level would your country prefer for the following list of policy projects?”

All four actor levels



Countries **Policies**

All policies

- Integrated foreign and security policy
- Common defence structures
- Common border police and coast guard
- Common policy in justice and home affairs
- Common immigration and asylum policy
- Common development assistance policy

- Common Russia policy
- Common Ukraine policy

**Common Syria policy**

- Common MENA policy
- Common China policy

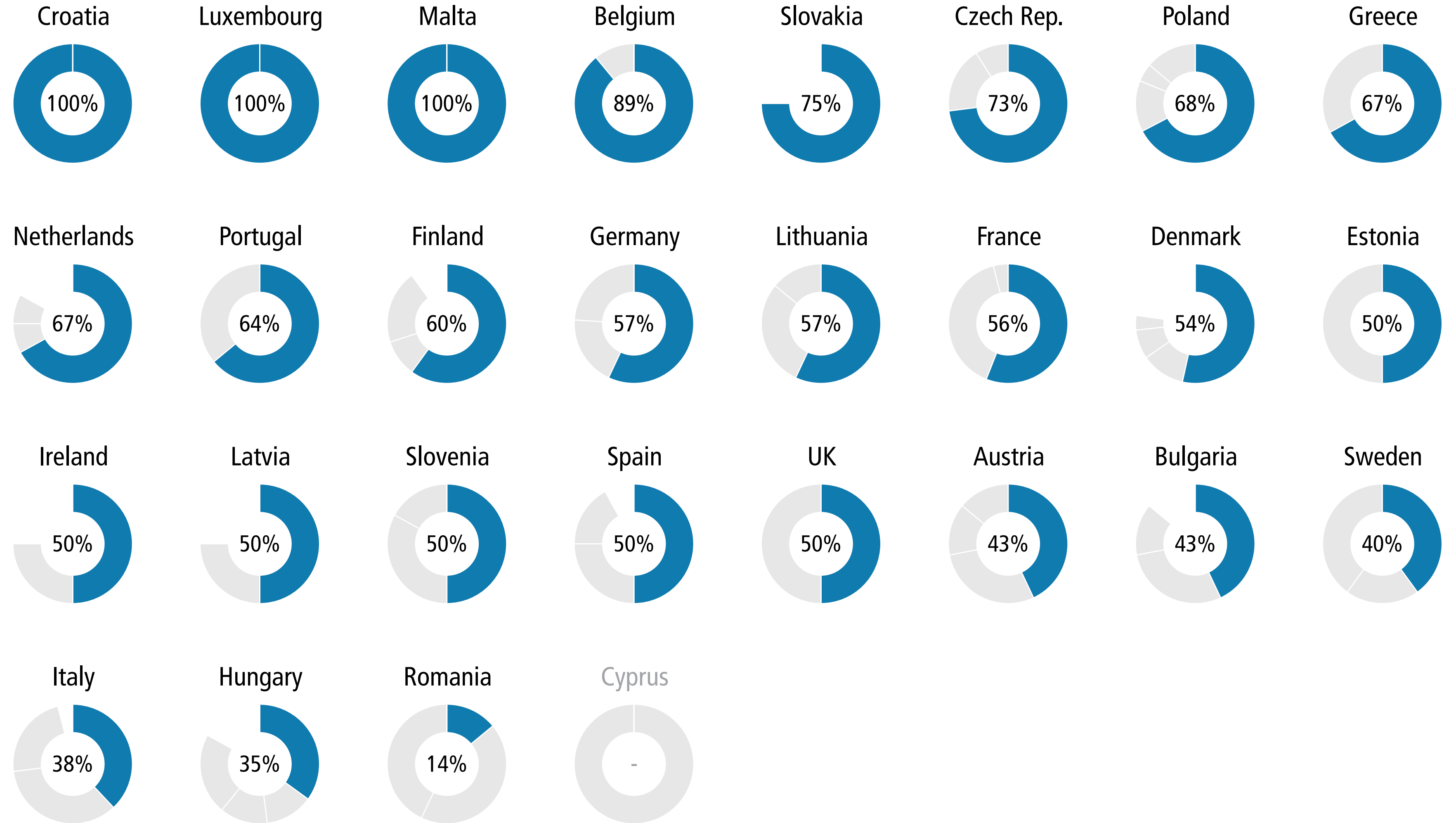
- Better governance for the eurozone
- Fully completed single market
- Common social policy
- Common energy policy
- Single climate policy

Policies Overview

- Commitment to Deeper Integration
- Importance of Coalitions

**Preferred Actor Level**

Preferred Actor Level (Public View)

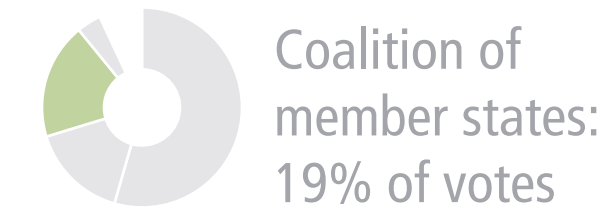
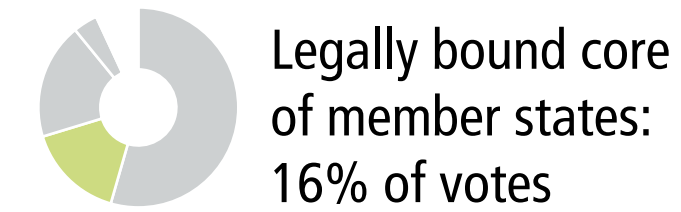
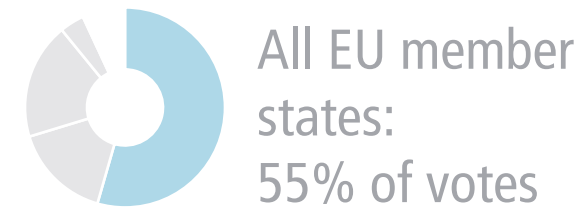


# Preferred Actor Level Common Syria policy

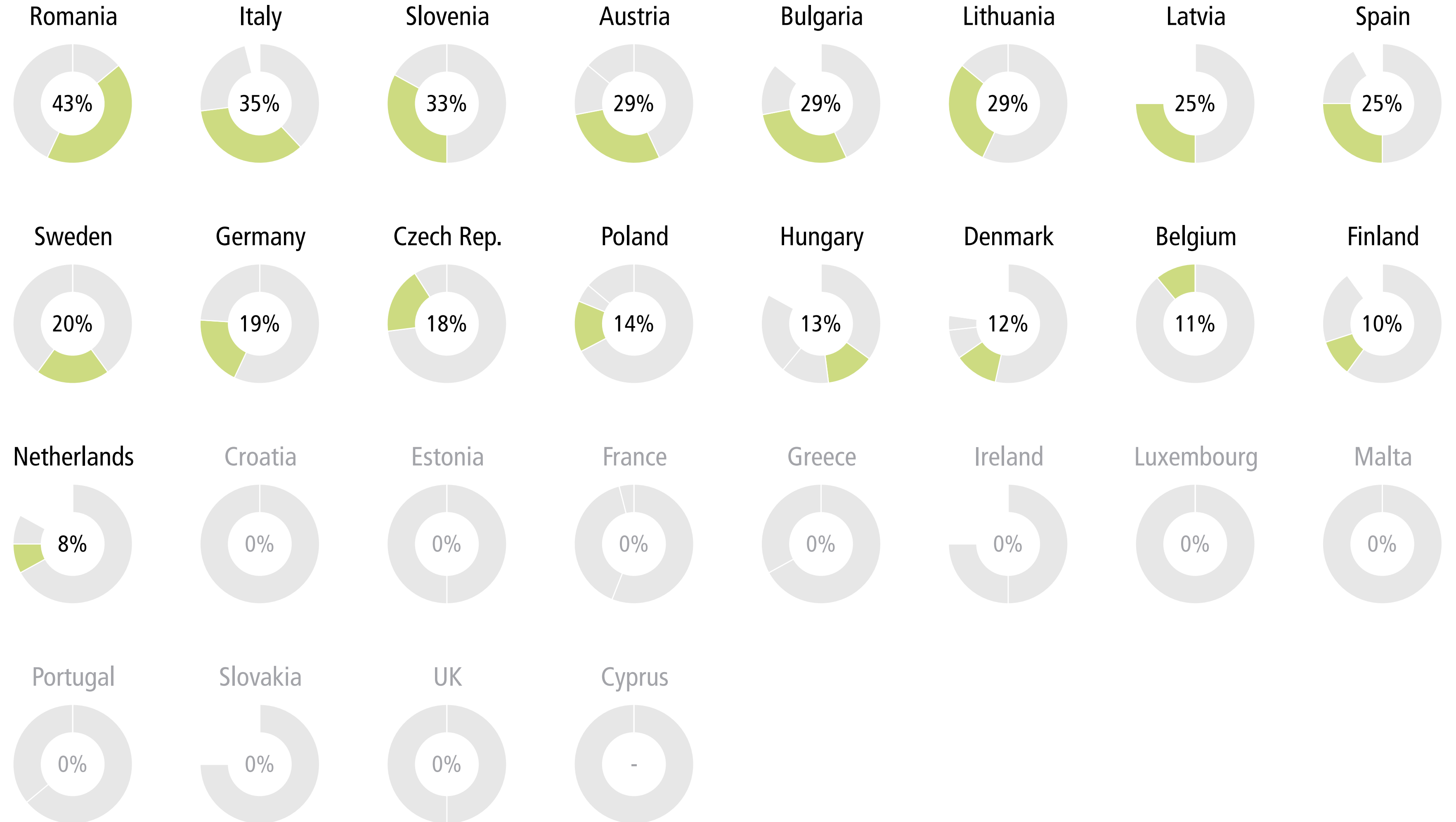
Q16

“What actor level would your country prefer for the following list of policy projects?”

All four actor levels



Countries	Policies
	All policies
	Integrated foreign and security policy
	Common defence structures
	Common border police and coast guard
	Common policy in justice and home affairs
	Common immigration and asylum policy
	Common development assistance policy
	Common Russia policy
	Common Ukraine policy
	<b>Common Syria policy</b>
	Common MENA policy
	Common China policy
	Better governance for the eurozone
	Fully completed single market
	Common social policy
	Common energy policy
	Single climate policy
	Policies Overview
	Commitment to Deeper Integration
	Importance of Coalitions
	<b>Preferred Actor Level</b>
	Preferred Actor Level (Public View)

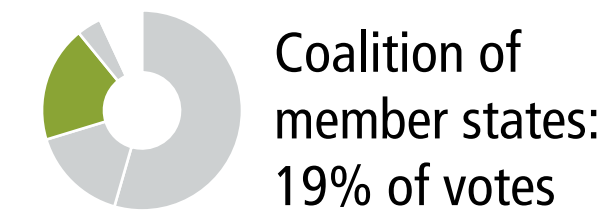
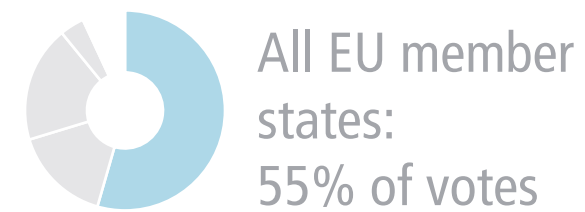


# Preferred Actor Level Common Syria policy

Q16

“What actor level would your country prefer for the following list of policy projects?”

All four actor levels



Countries **Policies**

All policies

- Integrated foreign and security policy
- Common defence structures
- Common border police and coast guard
- Common policy in justice and home affairs
- Common immigration and asylum policy
- Common development assistance policy

- Common Russia policy
- Common Ukraine policy

**Common Syria policy**

- Common MENA policy
- Common China policy

- Better governance for the eurozone
- Fully completed single market
- Common social policy
- Common energy policy
- Single climate policy

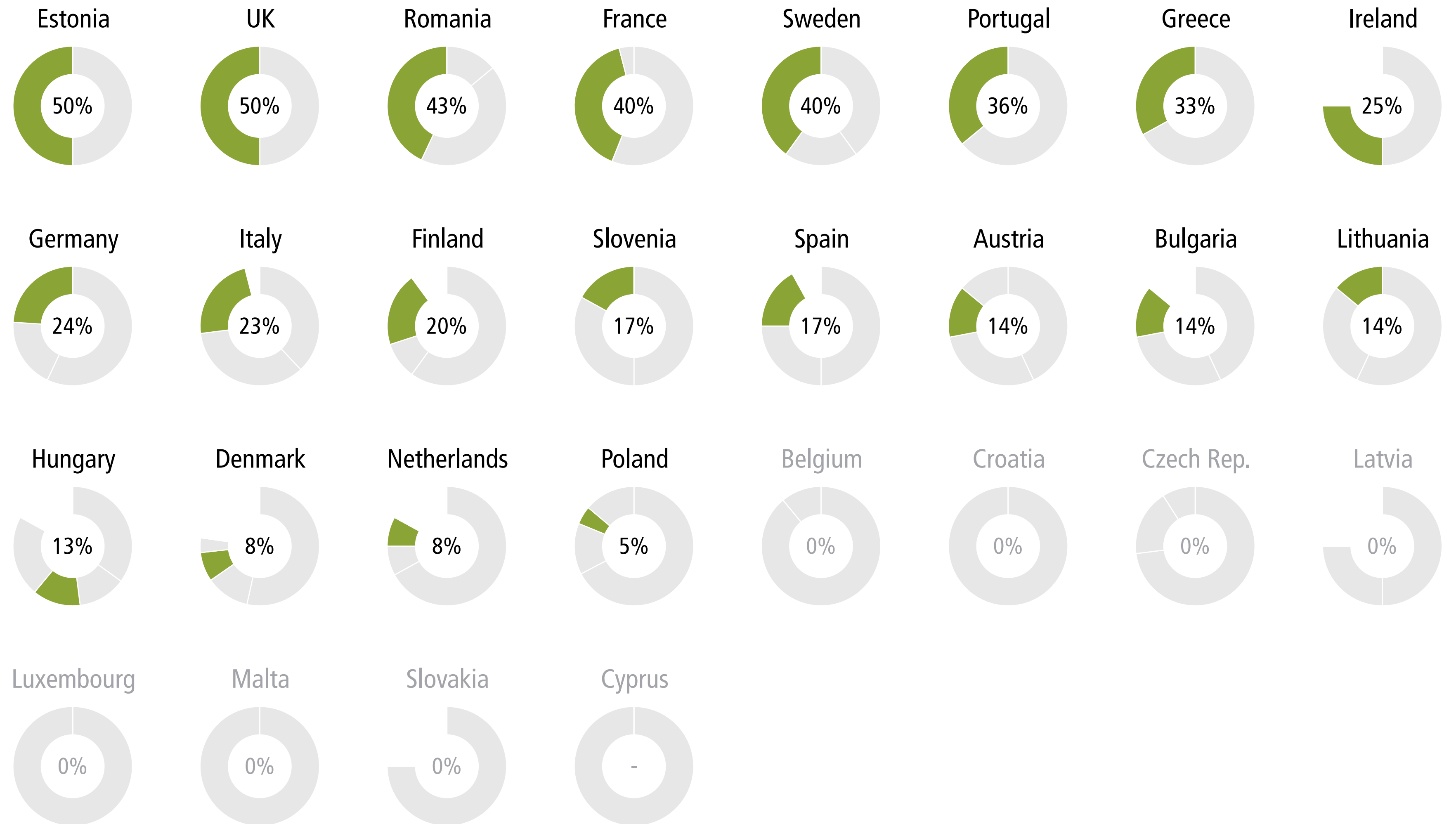
Policies Overview

Commitment to Deeper Integration

Importance of Coalitions

**Preferred Actor Level**

Preferred Actor Level (Public View)

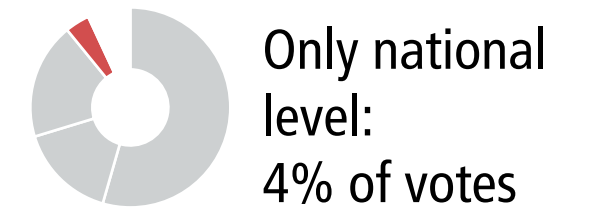
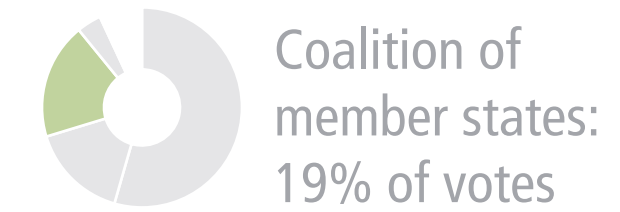



# Preferred Actor Level Common Syria policy

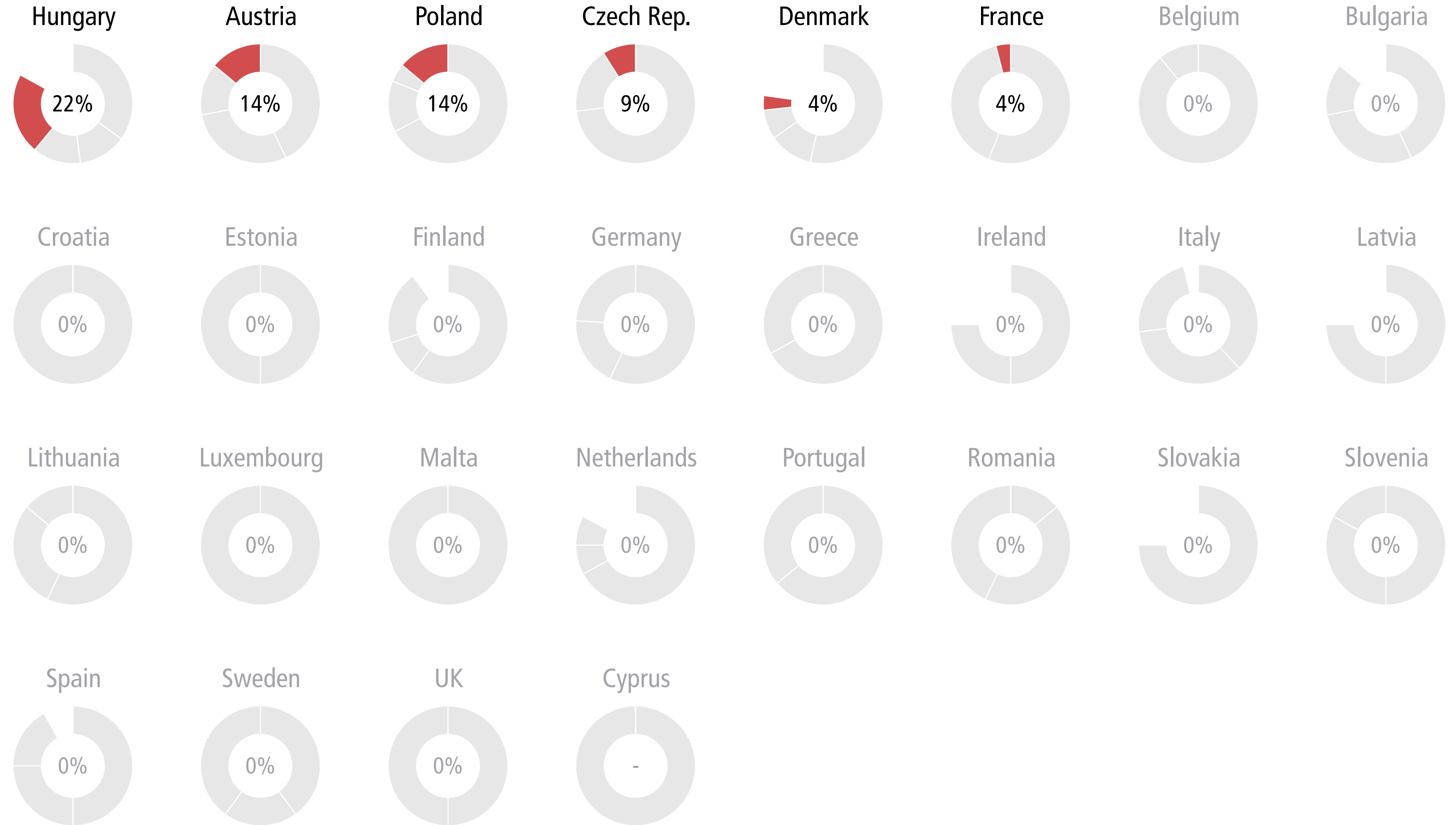
Q16

“What actor level would your country prefer for the following list of policy projects?”

All four actor levels



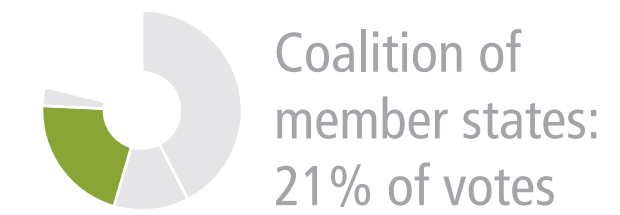
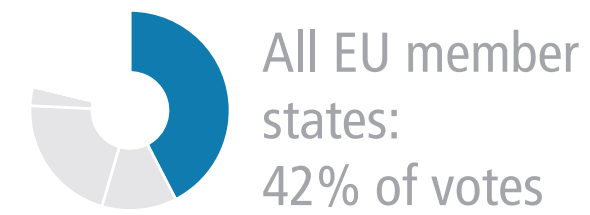
Countries	Policies
<ul style="list-style-type: none"> <li>All policies</li> <li>Integrated foreign and security policy</li> <li>Common defence structures</li> <li>Common border police and coast guard</li> <li>Common policy in justice and home affairs</li> <li>Common immigration and asylum policy</li> <li>Common development assistance policy</li> <li>Common Russia policy</li> <li>Common Ukraine policy</li> <li><b>Common Syria policy</b></li> <li>Common MENA policy</li> <li>Common China policy</li> <li>Better governance for the eurozone</li> <li>Fully completed single market</li> <li>Common social policy</li> <li>Common energy policy</li> <li>Single climate policy</li> </ul>	
	Policies Overview
	Commitment to Deeper Integration
	Importance of Coalitions
	<b>Preferred Actor Level</b>
	Preferred Actor Level (Public View)



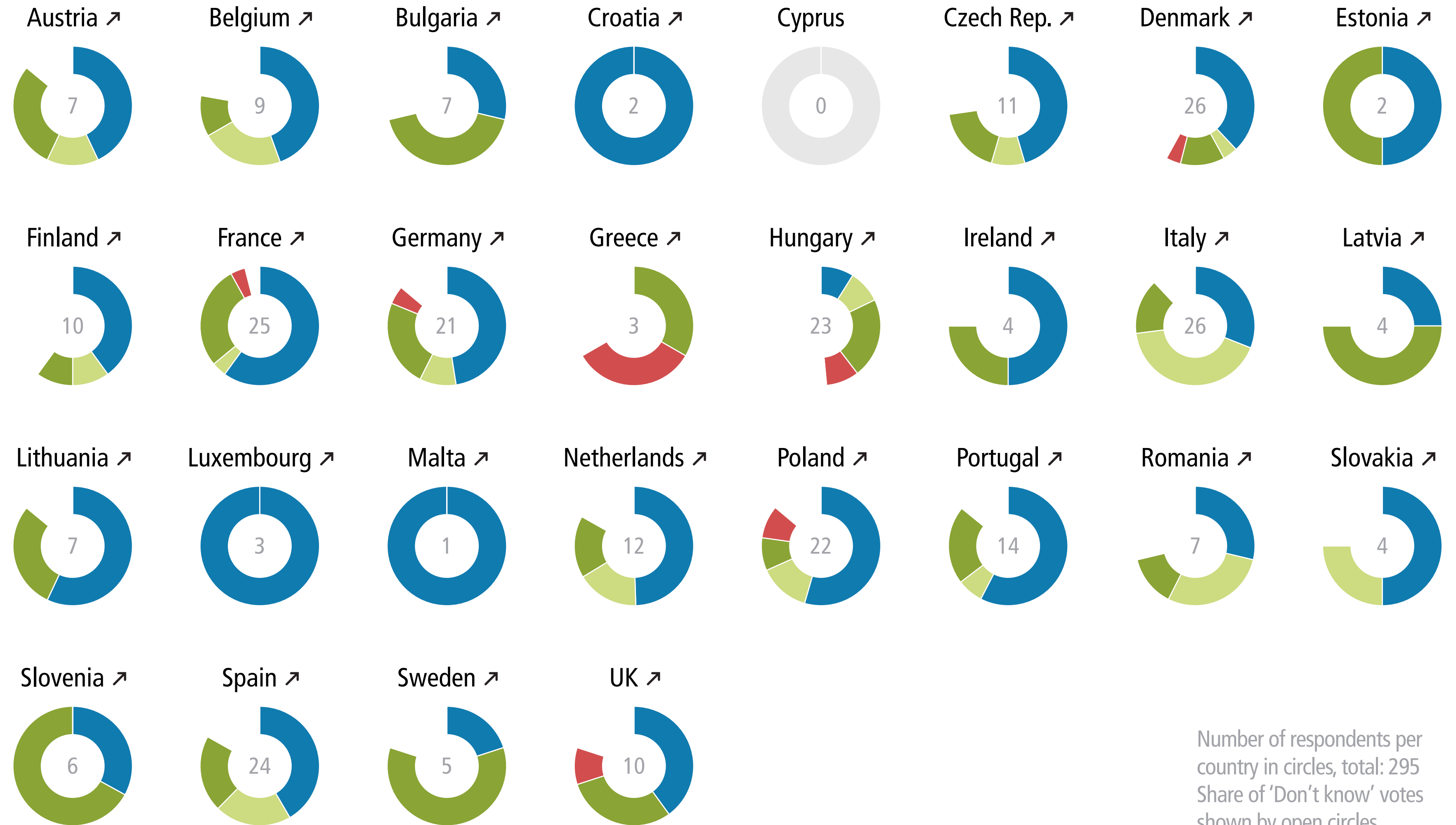
# Preferred Actor Level Common MENA policy

**Q16** "What actor level would your country prefer for the following list of policy projects?"

All four actor levels



Countries	Policies
	All policies
	Integrated foreign and security policy
	Common defence structures
	Common border police and coast guard
	Common policy in justice and home affairs
	Common immigration and asylum policy
	Common development assistance policy
	Common Russia policy
	Common Ukraine policy
	Common Syria policy
	<b>Common MENA policy</b>
	Common China policy
	Better governance for the eurozone
	Fully completed single market
	Common social policy
	Common energy policy
	Single climate policy
	Policies Overview
	Commitment to Deeper Integration
	Importance of Coalitions
	<b>Preferred Actor Level</b>
	Preferred Actor Level (Public View)



Number of respondents per country in circles, total: 295  
Share of 'Don't know' votes shown by open circles

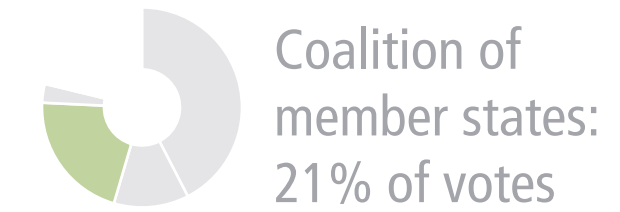
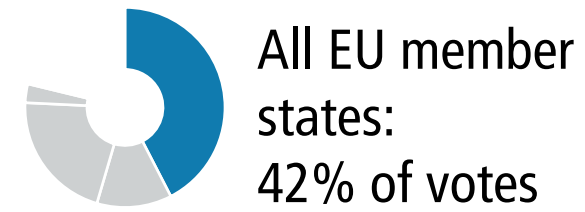


# Preferred Actor Level Common MENA policy

Q16

“What actor level would your country prefer for the following list of policy projects?”

All four actor levels



Countries Policies

All policies

- Integrated foreign and security policy
- Common defence structures
- Common border police and coast guard
- Common policy in justice and home affairs
- Common immigration and asylum policy
- Common development assistance policy

- Common Russia policy
- Common Ukraine policy
- Common Syria policy

Common MENA policy

Common China policy

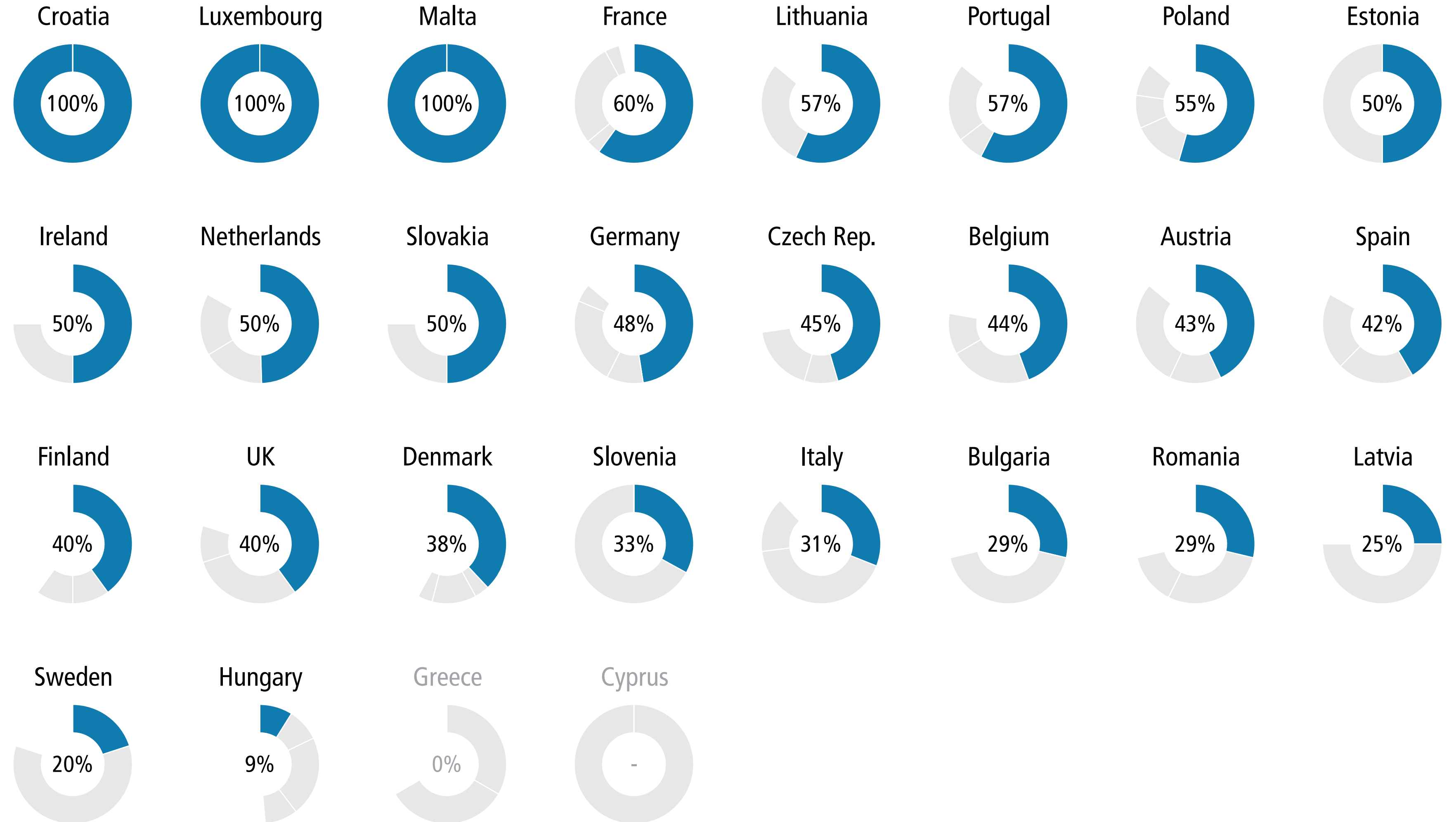
- Better governance for the eurozone
- Fully completed single market
- Common social policy
- Common energy policy
- Single climate policy

Policies Overview

- Commitment to Deeper Integration
- Importance of Coalitions

Preferred Actor Level

Preferred Actor Level (Public View)

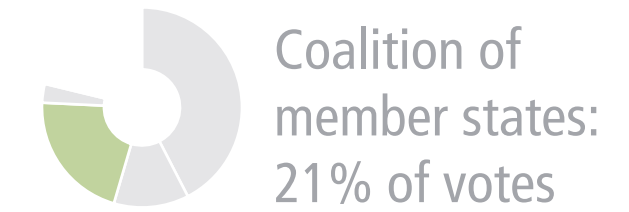
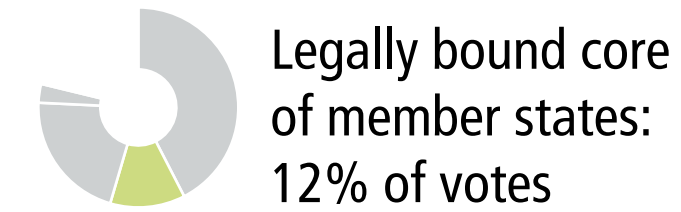



# Preferred Actor Level Common MENA policy

Q16

“What actor level would your country prefer for the following list of policy projects?”

All four actor levels



Countries Policies

All policies

- Integrated foreign and security policy
- Common defence structures
- Common border police and coast guard
- Common policy in justice and home affairs
- Common immigration and asylum policy
- Common development assistance policy

- Common Russia policy
- Common Ukraine policy
- Common Syria policy

**Common MENA policy**

Common China policy

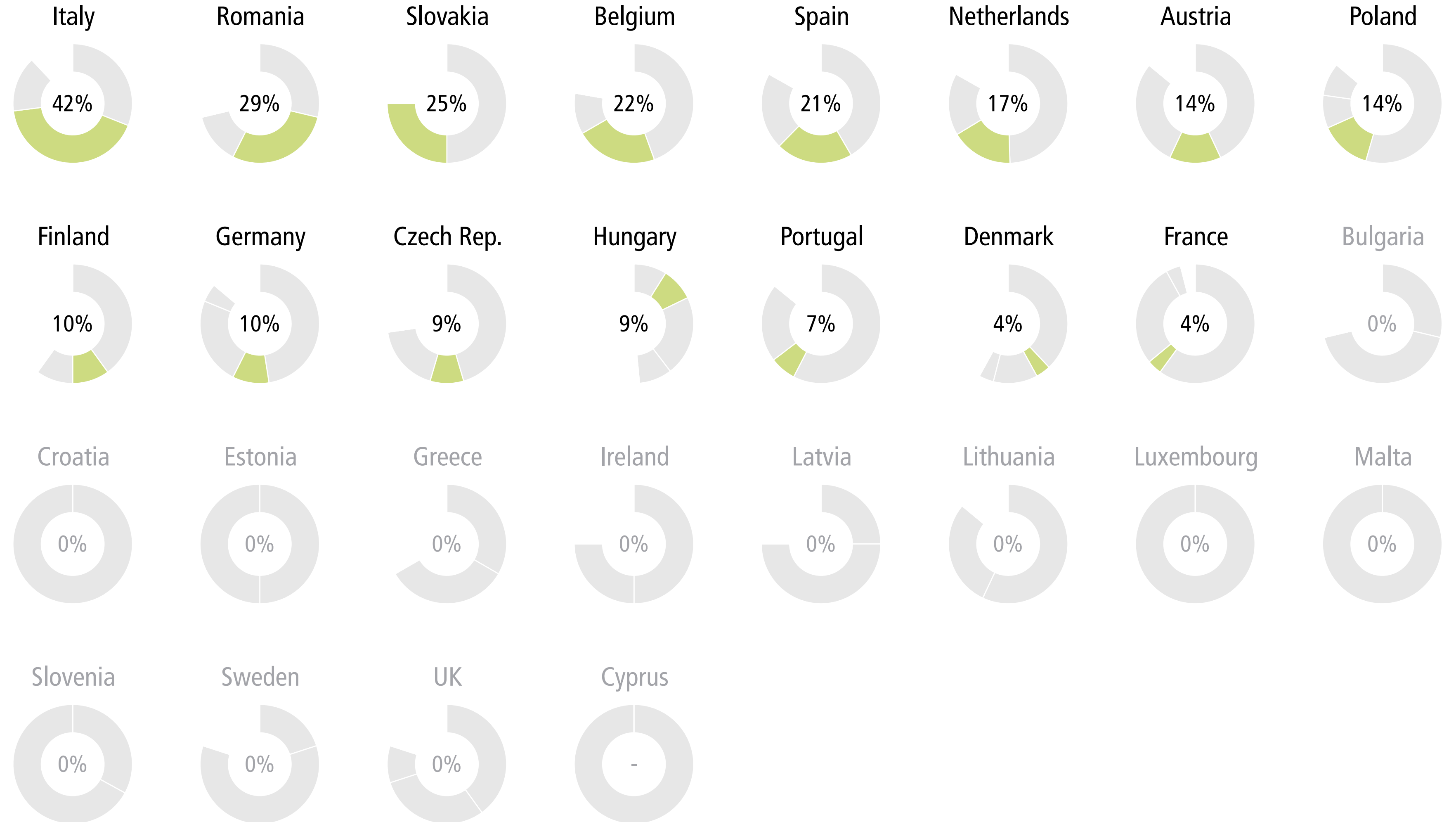
- Better governance for the eurozone
- Fully completed single market
- Common social policy
- Common energy policy
- Single climate policy

Policies Overview

- Commitment to Deeper Integration
- Importance of Coalitions

**Preferred Actor Level**

Preferred Actor Level (Public View)



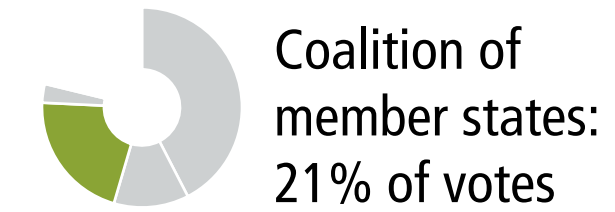



# Preferred Actor Level Common MENA policy

Q16

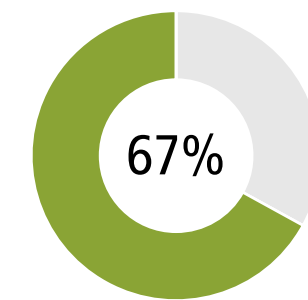
“What actor level would your country prefer for the following list of policy projects?”

All four actor levels

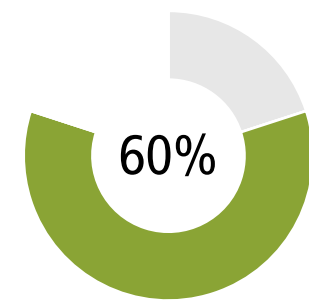


Countries	Policies
	All policies
	Integrated foreign and security policy
	Common defence structures
	Common border police and coast guard
	Common policy in justice and home affairs
	Common immigration and asylum policy
	Common development assistance policy
	Common Russia policy
	Common Ukraine policy
	Common Syria policy
	<b>Common MENA policy</b>
	Common China policy
	Better governance for the eurozone
	Fully completed single market
	Common social policy
	Common energy policy
	Single climate policy
	Policies Overview
	Commitment to Deeper Integration
	Importance of Coalitions
	<b>Preferred Actor Level</b>
	Preferred Actor Level (Public View)

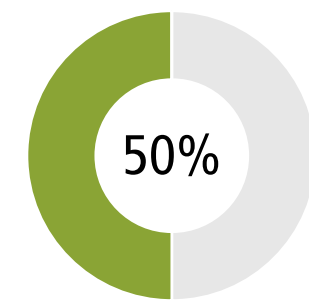
Slovenia



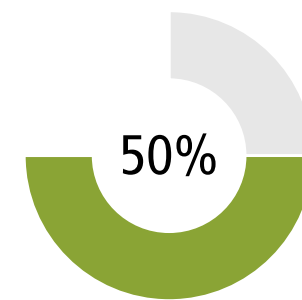
Sweden



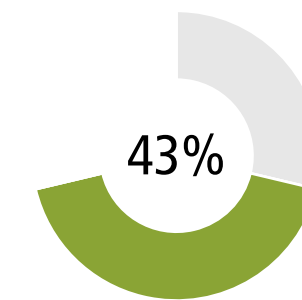
Estonia



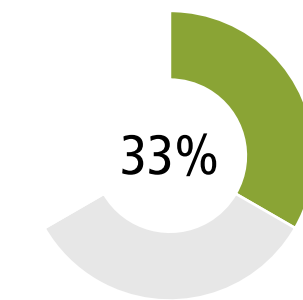
Latvia



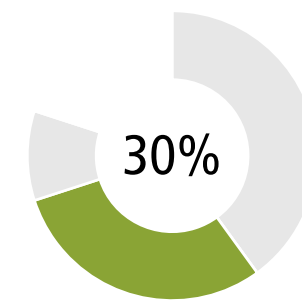
Bulgaria



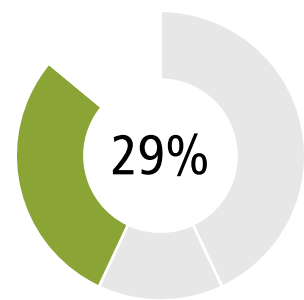
Greece



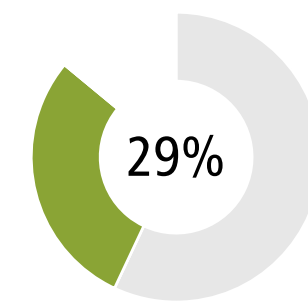
UK



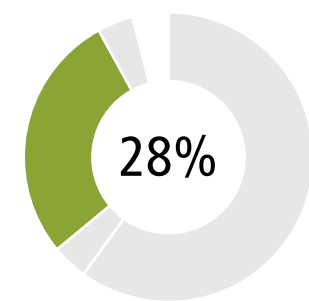
Austria



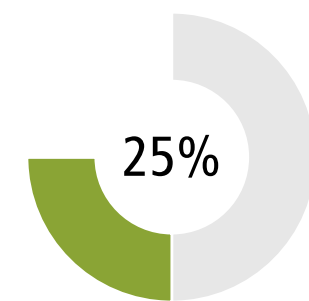
Lithuania



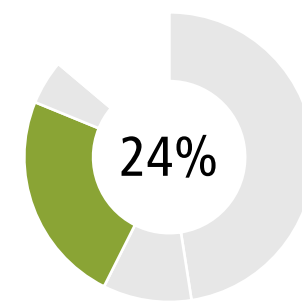
France



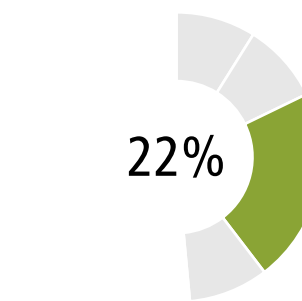
Ireland



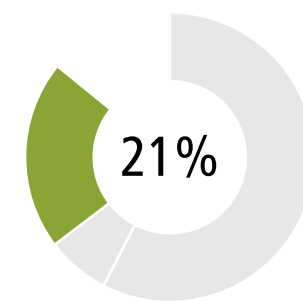
Germany



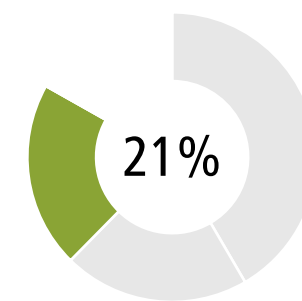
Hungary



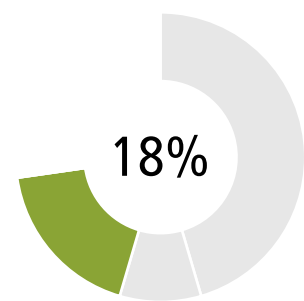
Portugal



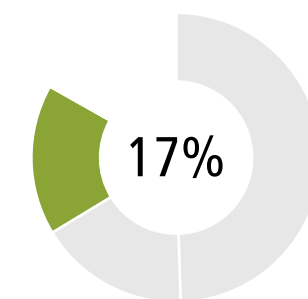
Spain



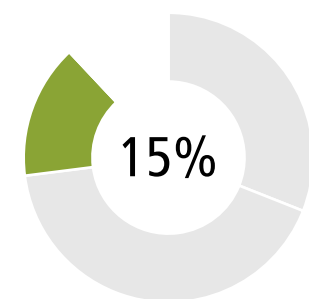
Czech Rep.



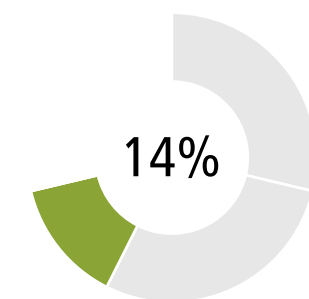
Netherlands



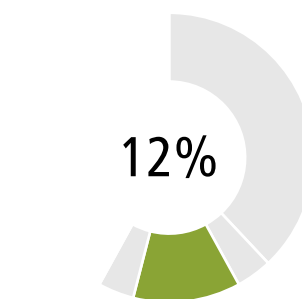
Italy



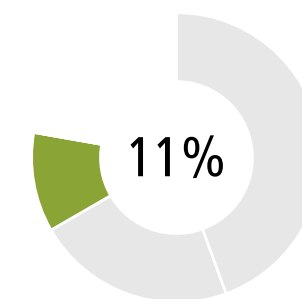
Romania



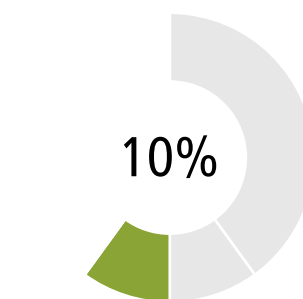
Denmark



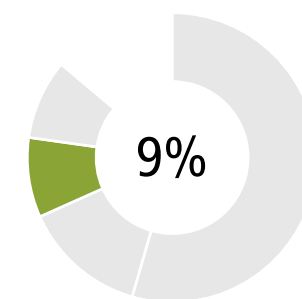
Belgium



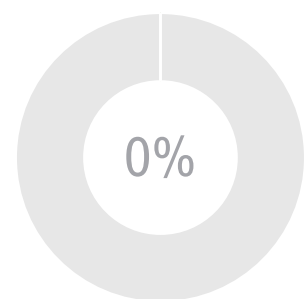
Finland



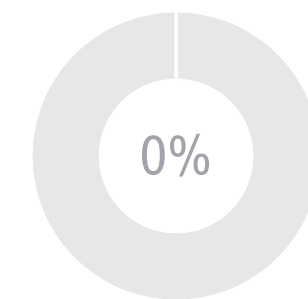
Poland



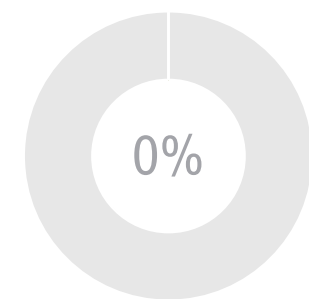
Croatia



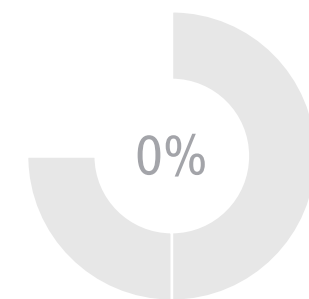
Luxembourg



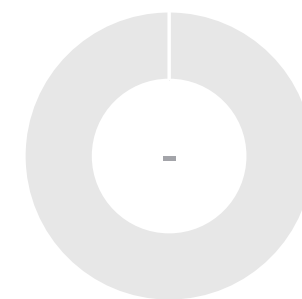
Malta



Slovakia



Cyprus

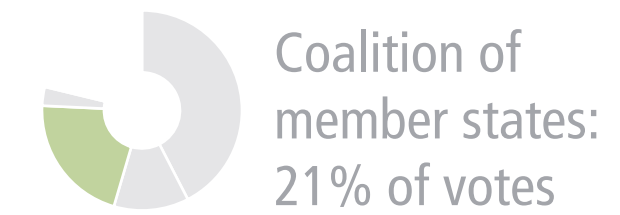



# Preferred Actor Level Common MENA policy

Q16

“What actor level would your country prefer for the following list of policy projects?”

All four actor levels



Countries **Policies**

All policies

- Integrated foreign and security policy
- Common defence structures
- Common border police and coast guard
- Common policy in justice and home affairs
- Common immigration and asylum policy
- Common development assistance policy

- Common Russia policy
- Common Ukraine policy
- Common Syria policy

**Common MENA policy**

- Common China policy

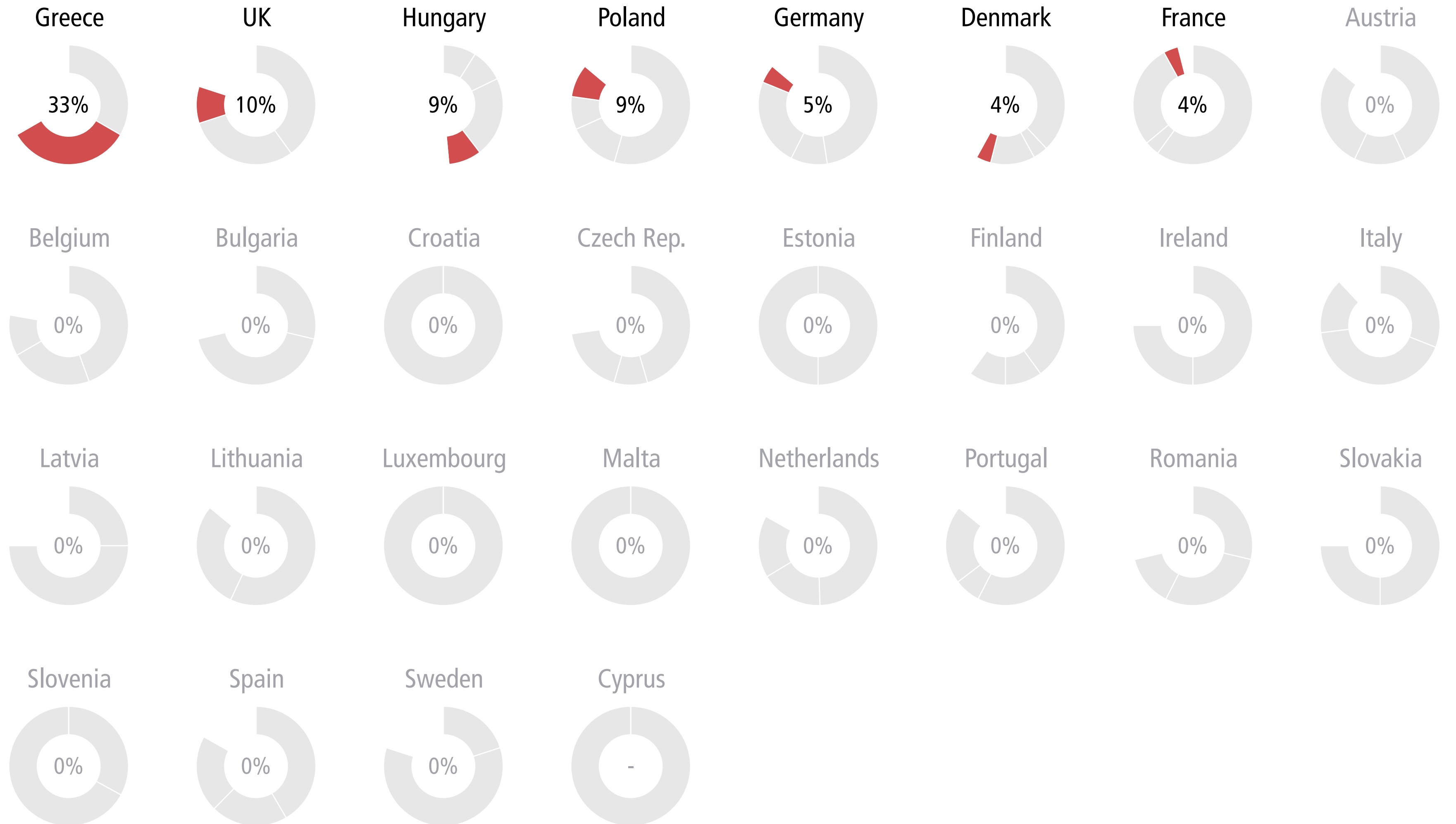
- Better governance for the eurozone
- Fully completed single market
- Common social policy
- Common energy policy
- Single climate policy

Policies Overview

- Commitment to Deeper Integration
- Importance of Coalitions

**Preferred Actor Level**

Preferred Actor Level (Public View)

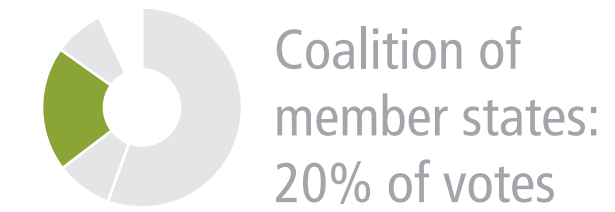
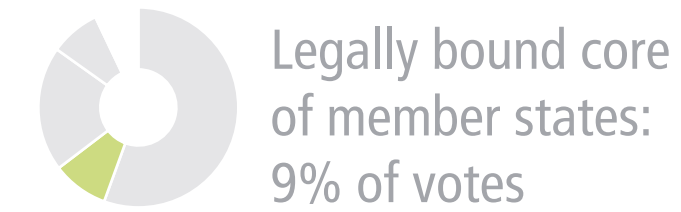



# Preferred Actor Level Common China policy

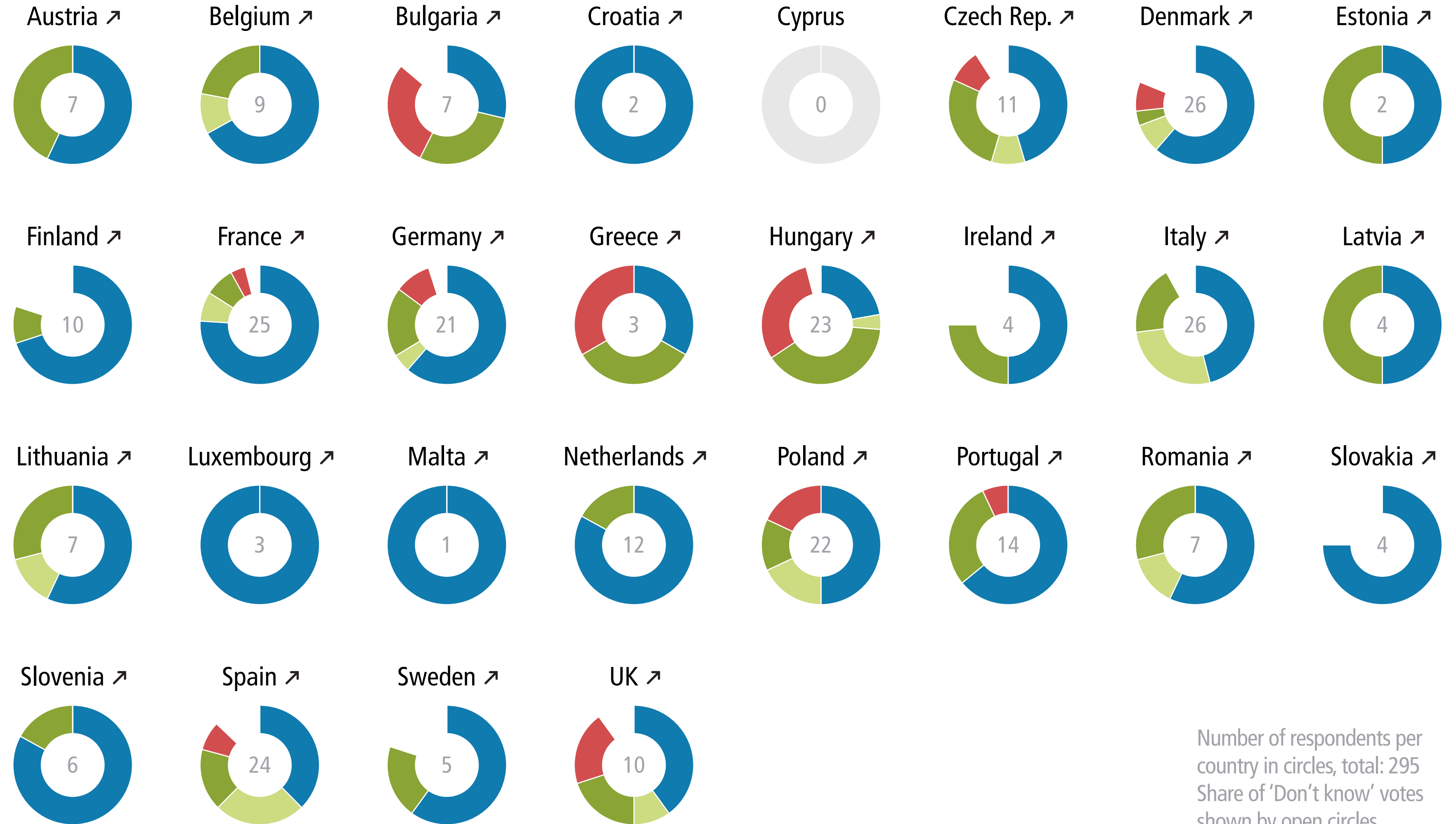
Q16

“What actor level would your country prefer for the following list of policy projects?”

All four actor levels



Countries	Policies
	All policies
	Integrated foreign and security policy
	Common defence structures
	Common border police and coast guard
	Common policy in justice and home affairs
	Common immigration and asylum policy
	Common development assistance policy
	Common Russia policy
	Common Ukraine policy
	Common Syria policy
	Common MENA policy
	<b>Common China policy</b>
	Better governance for the eurozone
	Fully completed single market
	Common social policy
	Common energy policy
	Single climate policy
	Policies Overview
	Commitment to Deeper Integration
	Importance of Coalitions
	<b>Preferred Actor Level</b>
	Preferred Actor Level (Public View)



Number of respondents per country in circles, total: 295  
Share of 'Don't know' votes shown by open circles

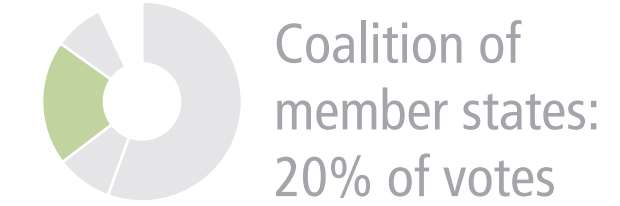
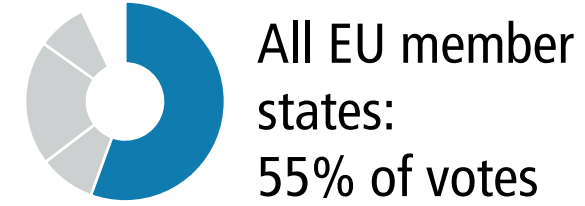


# Preferred Actor Level Common China policy

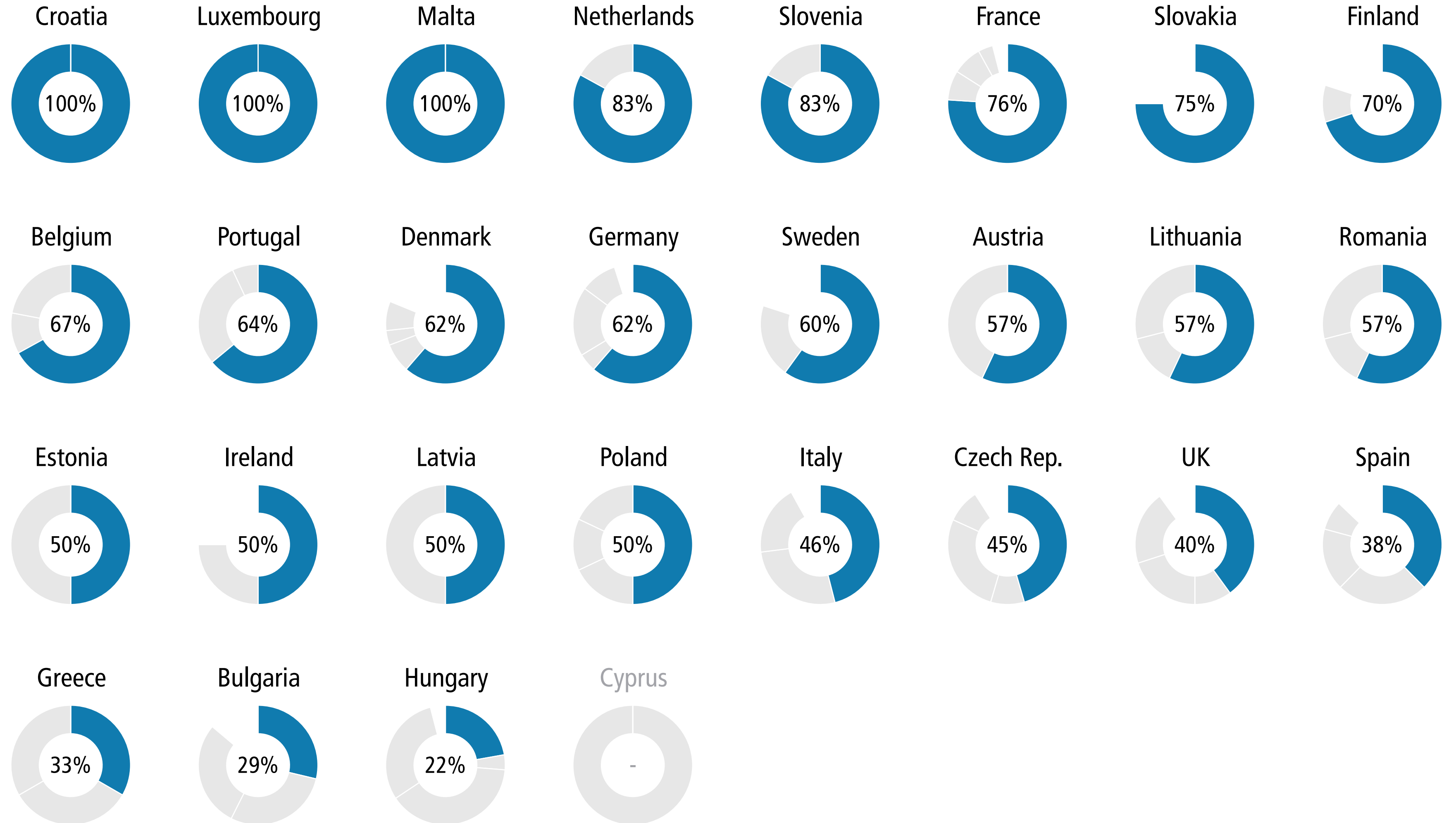
Q16

“What actor level would your country prefer for the following list of policy projects?”

All four actor levels



Countries	Policies
	All policies
	Integrated foreign and security policy
	Common defence structures
	Common border police and coast guard
	Common policy in justice and home affairs
	Common immigration and asylum policy
	Common development assistance policy
	Common Russia policy
	Common Ukraine policy
	Common Syria policy
	Common MENA policy
	<b>Common China policy</b>
	Better governance for the eurozone
	Fully completed single market
	Common social policy
	Common energy policy
	Single climate policy
	Policies Overview
	Commitment to Deeper Integration
	Importance of Coalitions
	<b>Preferred Actor Level</b>
	Preferred Actor Level (Public View)

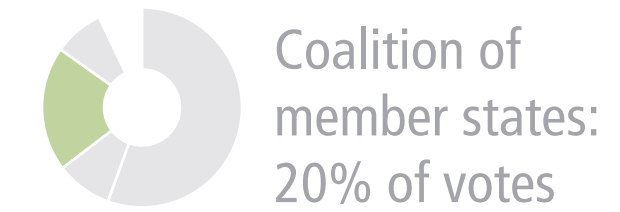
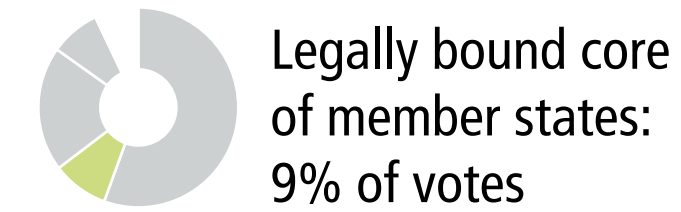
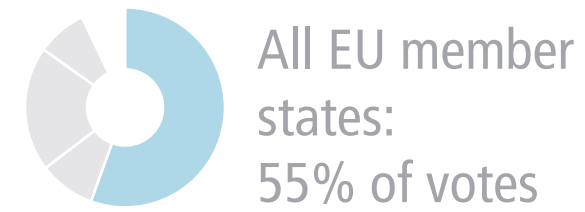


# Preferred Actor Level Common China policy

Q16

“What actor level would your country prefer for the following list of policy projects?”

All four actor levels



Countries Policies

All policies

- Integrated foreign and security policy
- Common defence structures
- Common border police and coast guard
- Common policy in justice and home affairs
- Common immigration and asylum policy
- Common development assistance policy

- Common Russia policy
- Common Ukraine policy
- Common Syria policy
- Common MENA policy

Common China policy

- Better governance for the eurozone
- Fully completed single market
- Common social policy
- Common energy policy
- Single climate policy

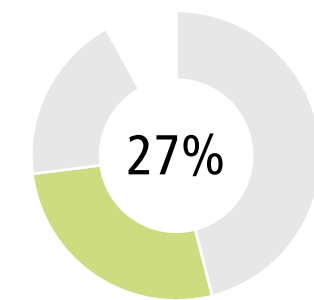
Policies Overview

- Commitment to Deeper Integration
- Importance of Coalitions

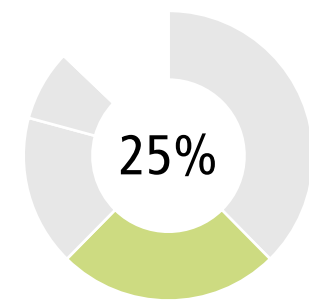
Preferred Actor Level

Preferred Actor Level (Public View)

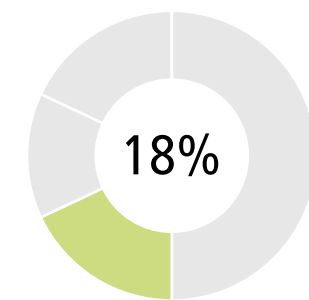
Italy



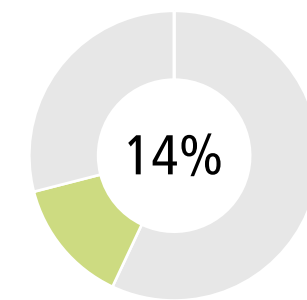
Spain



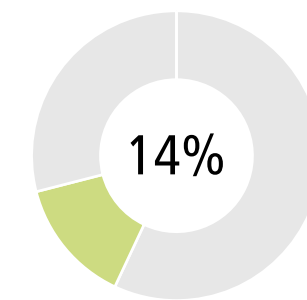
Poland



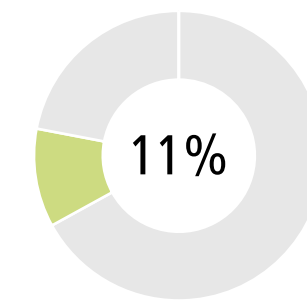
Lithuania



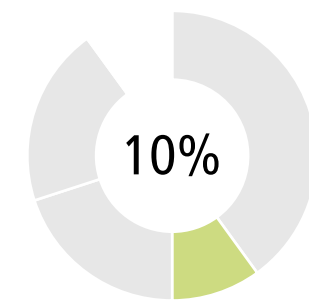
Romania



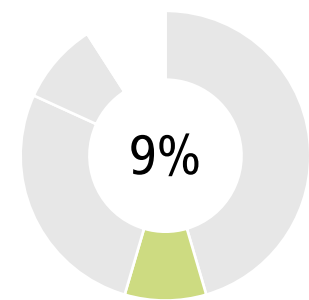
Belgium



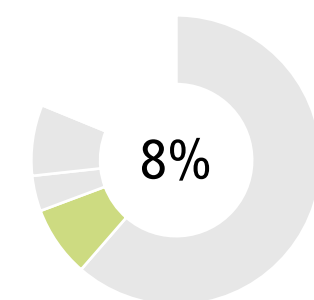
UK



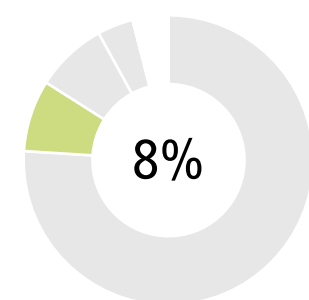
Czech Rep.



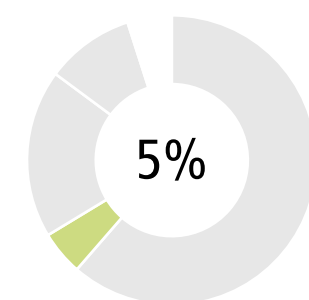
Denmark



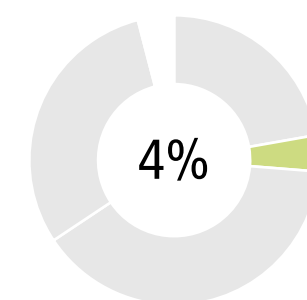
France



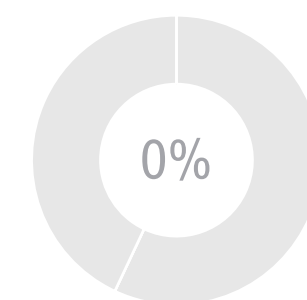
Germany



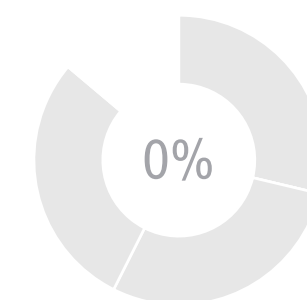
Hungary



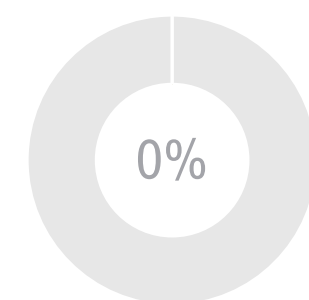
Austria



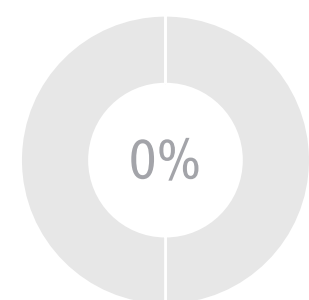
Bulgaria



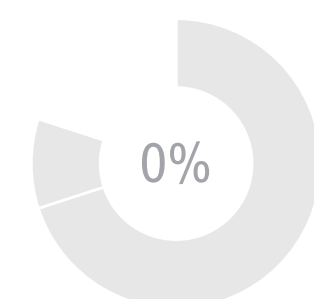
Croatia



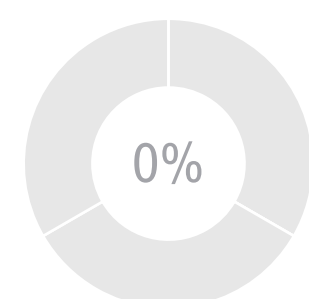
Estonia



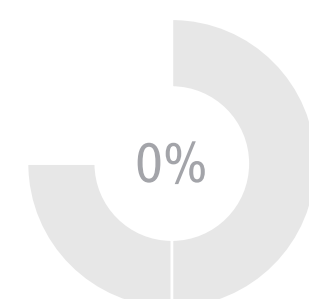
Finland



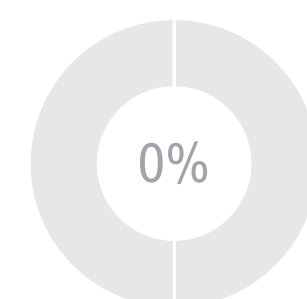
Greece



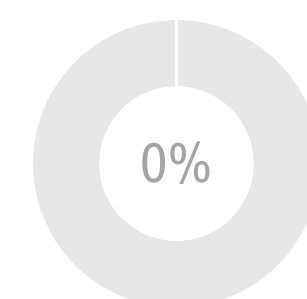
Ireland



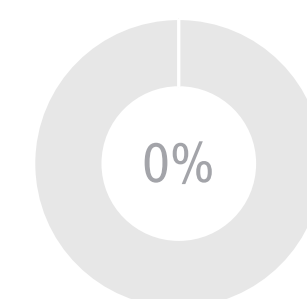
Latvia



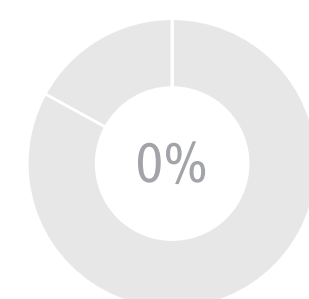
Luxembourg



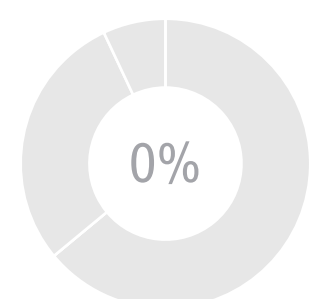
Malta



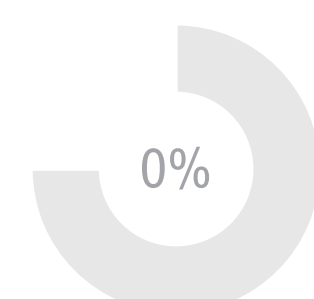
Netherlands



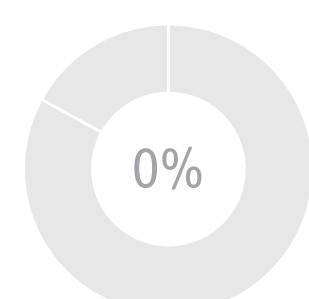
Portugal



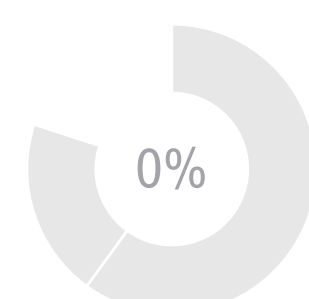
Slovakia



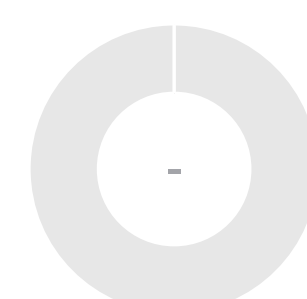
Slovenia



Sweden



Cyprus

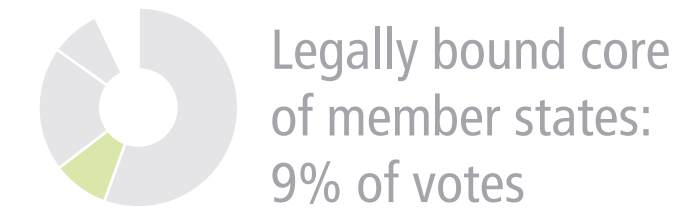
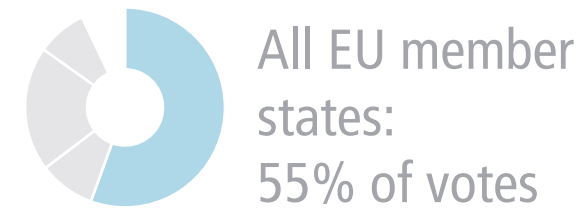


# Preferred Actor Level Common China policy

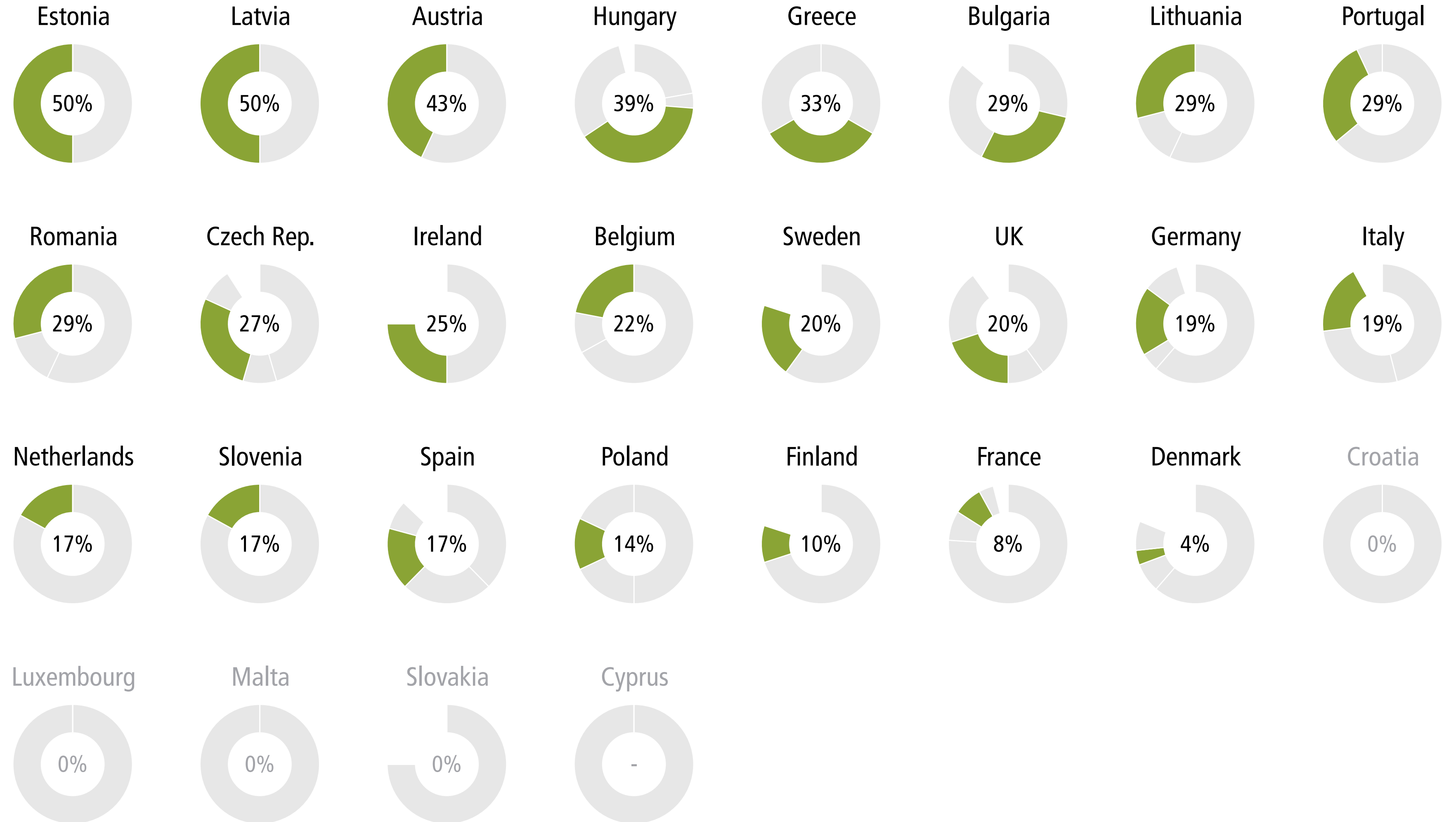
Q16

“What actor level would your country prefer for the following list of policy projects?”

All four actor levels



Countries	Policies
	All policies
	Integrated foreign and security policy
	Common defence structures
	Common border police and coast guard
	Common policy in justice and home affairs
	Common immigration and asylum policy
	Common development assistance policy
	Common Russia policy
	Common Ukraine policy
	Common Syria policy
	Common MENA policy
	<b>Common China policy</b>
	Better governance for the eurozone
	Fully completed single market
	Common social policy
	Common energy policy
	Single climate policy
	Policies Overview
	Commitment to Deeper Integration
	Importance of Coalitions
	<b>Preferred Actor Level</b>
	Preferred Actor Level (Public View)

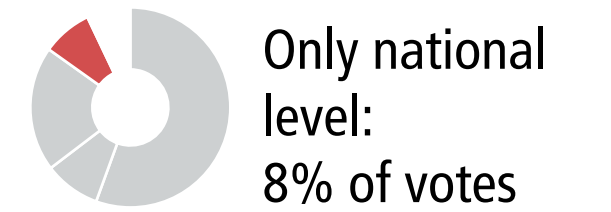
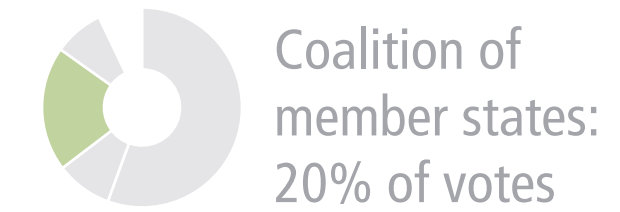
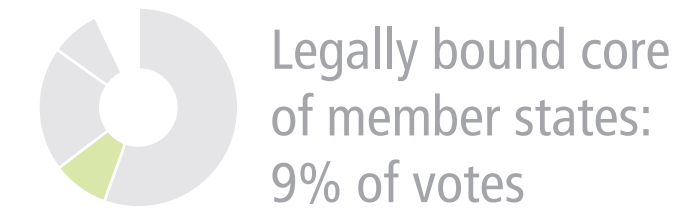
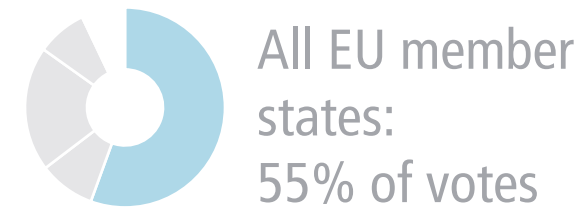


# Preferred Actor Level Common China policy

Q16

“What actor level would your country prefer for the following list of policy projects?”

All four actor levels



Countries **Policies**

All policies

- Integrated foreign and security policy
- Common defence structures
- Common border police and coast guard
- Common policy in justice and home affairs
- Common immigration and asylum policy
- Common development assistance policy

- Common Russia policy
- Common Ukraine policy
- Common Syria policy
- Common MENA policy

**Common China policy**

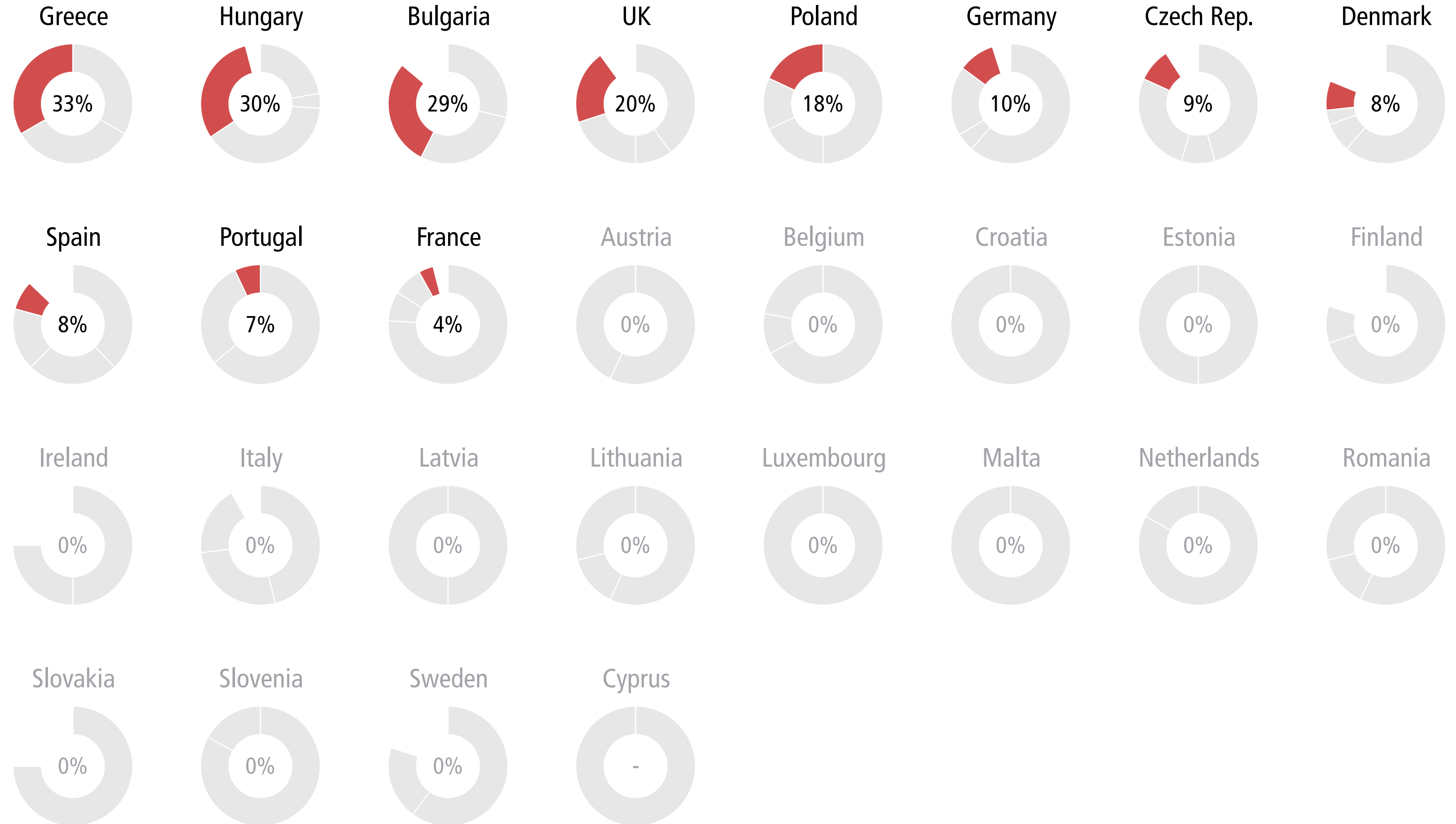
- Better governance for the eurozone
- Fully completed single market
- Common social policy
- Common energy policy
- Single climate policy

Policies Overview

- Commitment to Deeper Integration
- Importance of Coalitions

**Preferred Actor Level**

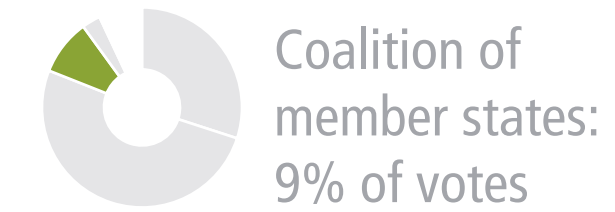
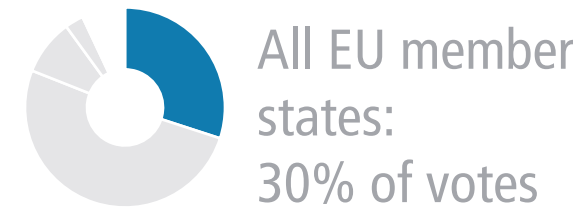
Preferred Actor Level (Public View)



# Preferred Actor Level Better governance for the eurozone

**Q16** "What actor level would your country prefer for the following list of policy projects?"

All four actor levels



Countries **Policies**

All policies

- Integrated foreign and security policy
- Common defence structures
- Common border police and coast guard
- Common policy in justice and home affairs
- Common immigration and asylum policy
- Common development assistance policy

- Common Russia policy
- Common Ukraine policy
- Common Syria policy
- Common MENA policy
- Common China policy

**Better governance for the eurozone**

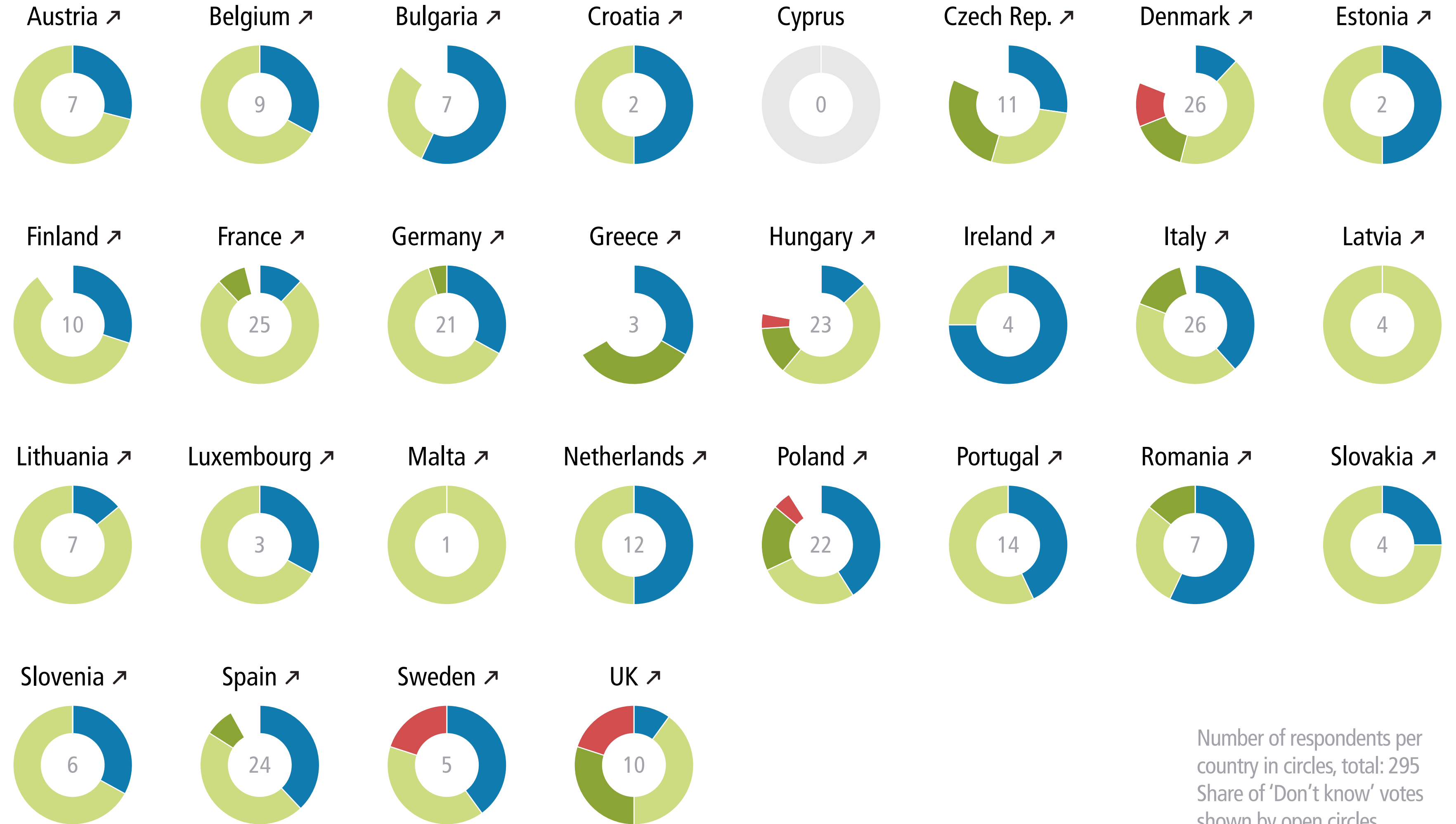
- Fully completed single market
- Common social policy
- Common energy policy
- Single climate policy

Policies Overview

- Commitment to Deeper Integration
- Importance of Coalitions

**Preferred Actor Level**

Preferred Actor Level (Public View)



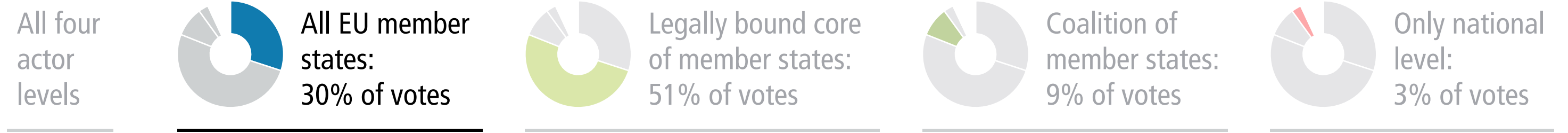
Number of respondents per country in circles, total: 295  
Share of 'Don't know' votes shown by open circles



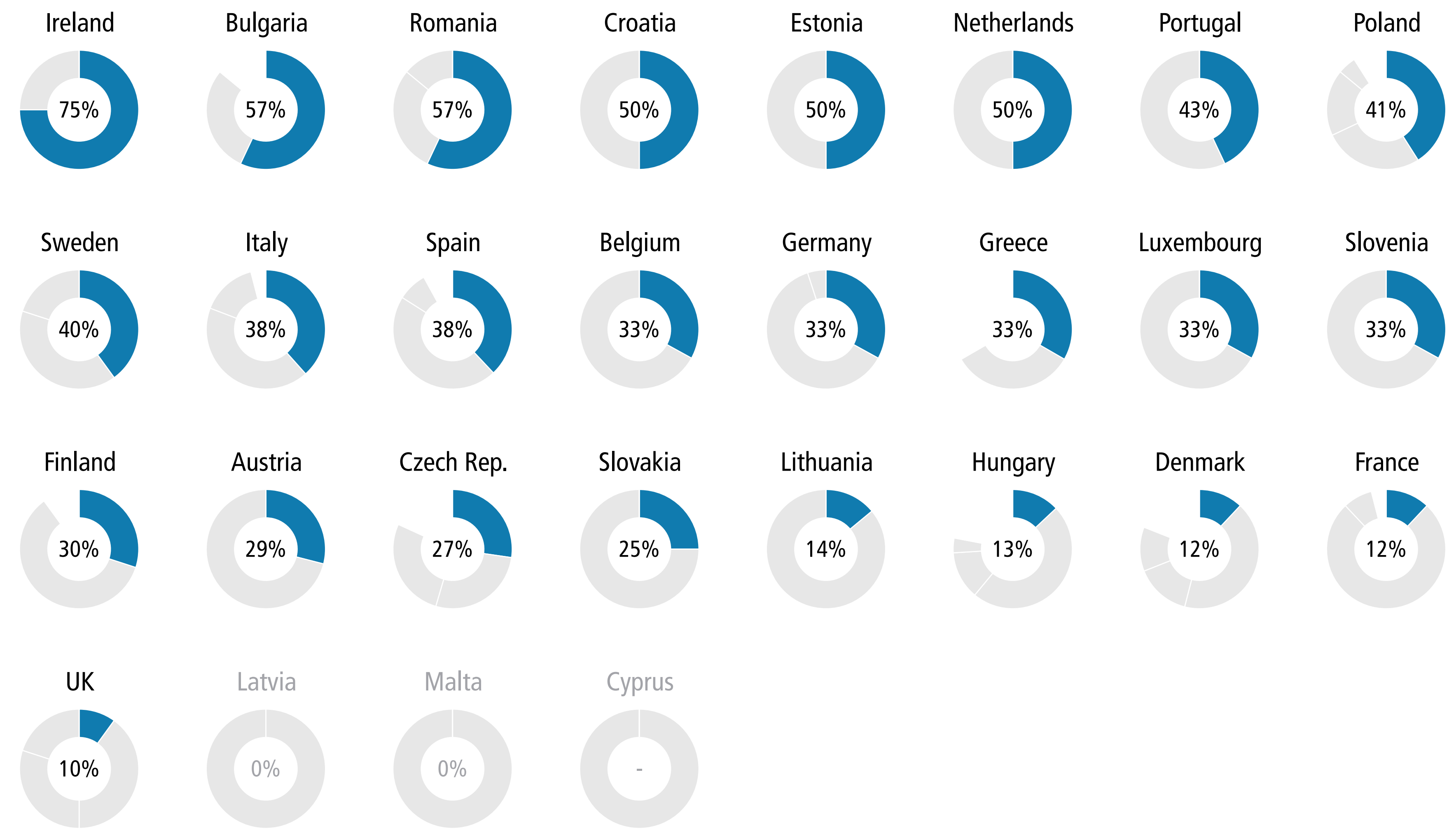


# Preferred Actor Level Better governance for the eurozone

Q16 "What actor level would your country prefer for the following list of policy projects?"



Countries	Policies
	All policies
	Integrated foreign and security policy
	Common defence structures
	Common border police and coast guard
	Common policy in justice and home affairs
	Common immigration and asylum policy
	Common development assistance policy
	Common Russia policy
	Common Ukraine policy
	Common Syria policy
	Common MENA policy
	Common China policy
	<b>Better governance for the eurozone</b>
	Fully completed single market
	Common social policy
	Common energy policy
	Single climate policy
	Policies Overview
	Commitment to Deeper Integration
	Importance of Coalitions
	<b>Preferred Actor Level</b>
	Preferred Actor Level (Public View)



# Preferred Actor Level Better governance for the eurozone

Q16

“What actor level would your country prefer for the following list of policy projects?”

All four actor levels



All EU member states: 30% of votes



Legally bound core of member states: 51% of votes

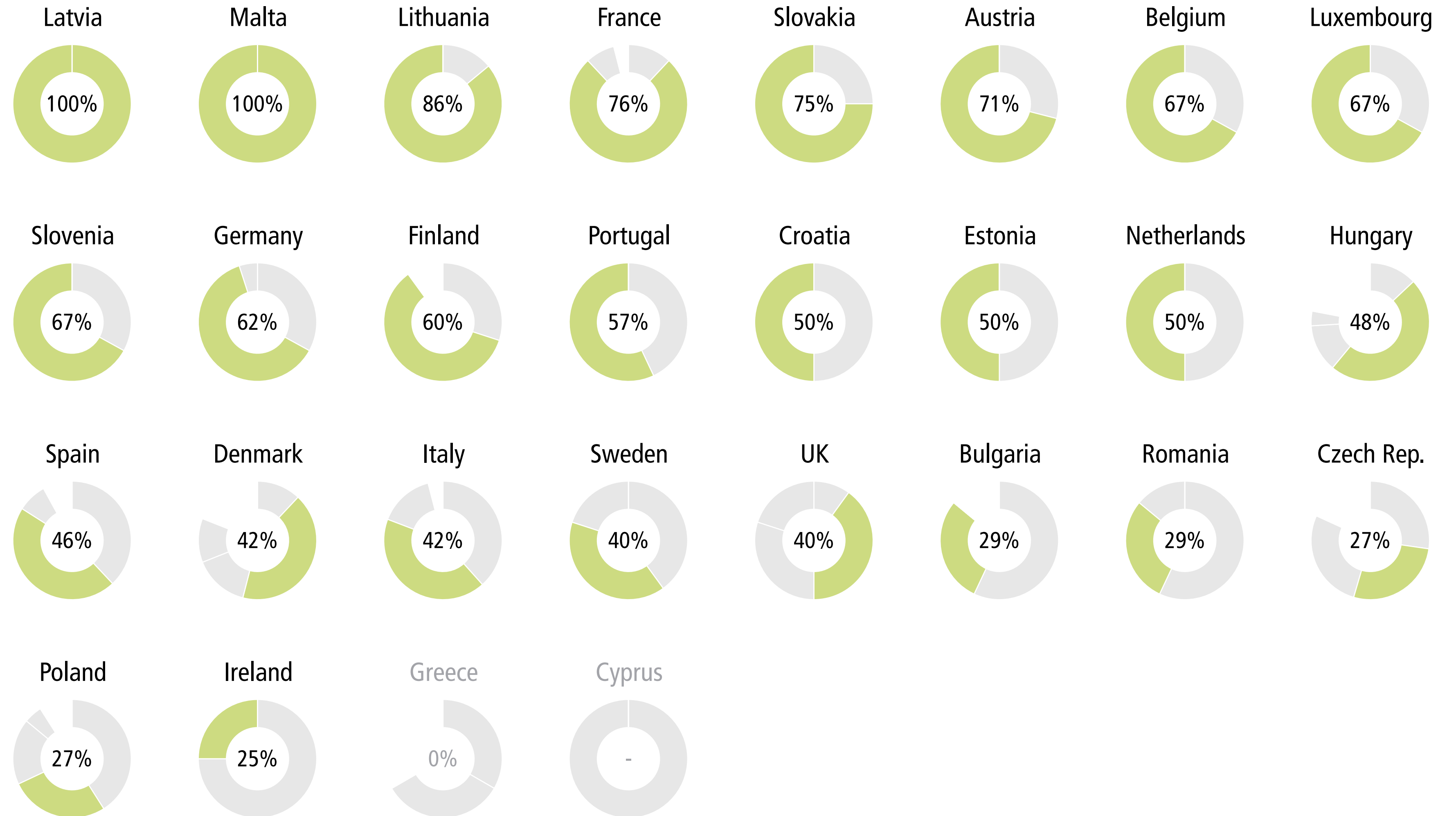


Coalition of member states: 9% of votes



Only national level: 3% of votes

Countries	Policies
All policies Integrated foreign and security policy Common defence structures Common border police and coast guard Common policy in justice and home affairs Common immigration and asylum policy Common development assistance policy Common Russia policy Common Ukraine policy Common Syria policy Common MENA policy Common China policy Better governance for the eurozone Fully completed single market Common social policy Common energy policy Single climate policy	
	<b>Better governance for the eurozone</b>
	Fully completed single market
	Common social policy
	Common energy policy
	Single climate policy
	Policies Overview
	Commitment to Deeper Integration
	Importance of Coalitions
	<b>Preferred Actor Level</b>
	Preferred Actor Level (Public View)

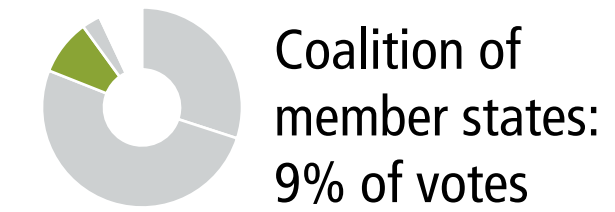



# Preferred Actor Level Better governance for the eurozone

Q16

“What actor level would your country prefer for the following list of policy projects?”

All four actor levels



Countries **Policies**

All policies

- Integrated foreign and security policy
- Common defence structures
- Common border police and coast guard
- Common policy in justice and home affairs
- Common immigration and asylum policy
- Common development assistance policy

- Common Russia policy
- Common Ukraine policy
- Common Syria policy
- Common MENA policy
- Common China policy

**Better governance for the eurozone**

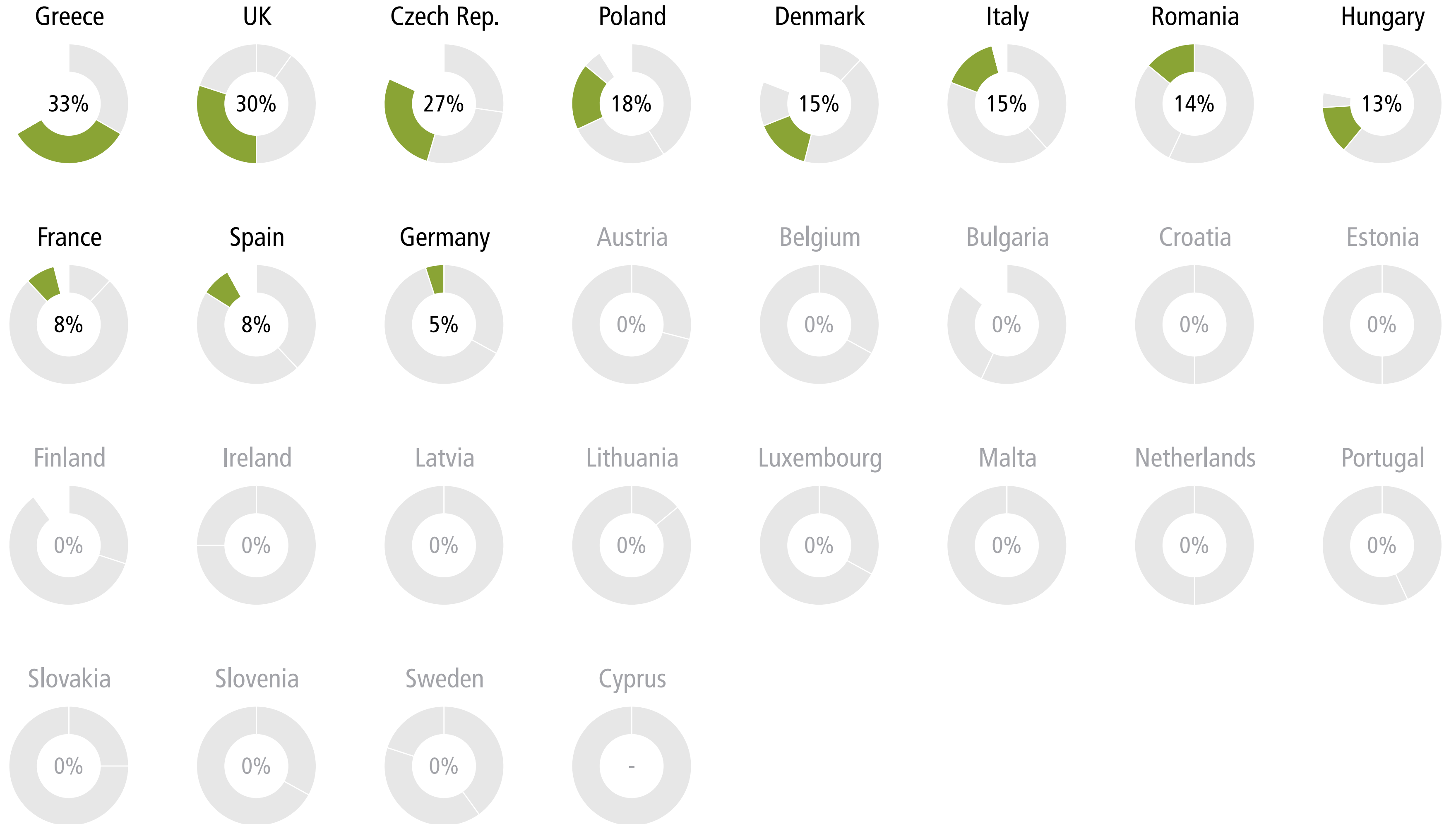
- Fully completed single market
- Common social policy
- Common energy policy
- Single climate policy

Policies Overview

- Commitment to Deeper Integration
- Importance of Coalitions

**Preferred Actor Level**

Preferred Actor Level (Public View)

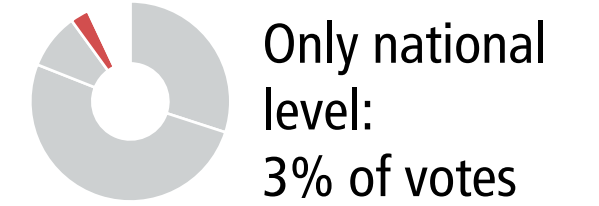
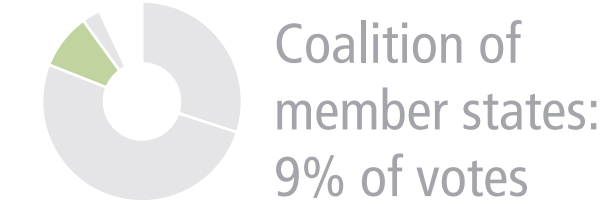
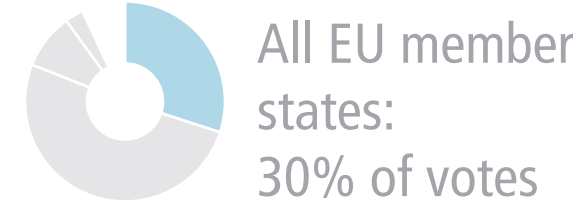


# Preferred Actor Level Better governance for the eurozone

Q16

“What actor level would your country prefer for the following list of policy projects?”

All four actor levels



Countries **Policies**

All policies

- Integrated foreign and security policy
- Common defence structures
- Common border police and coast guard
- Common policy in justice and home affairs
- Common immigration and asylum policy
- Common development assistance policy

- Common Russia policy
- Common Ukraine policy
- Common Syria policy
- Common MENA policy
- Common China policy

**Better governance for the eurozone**

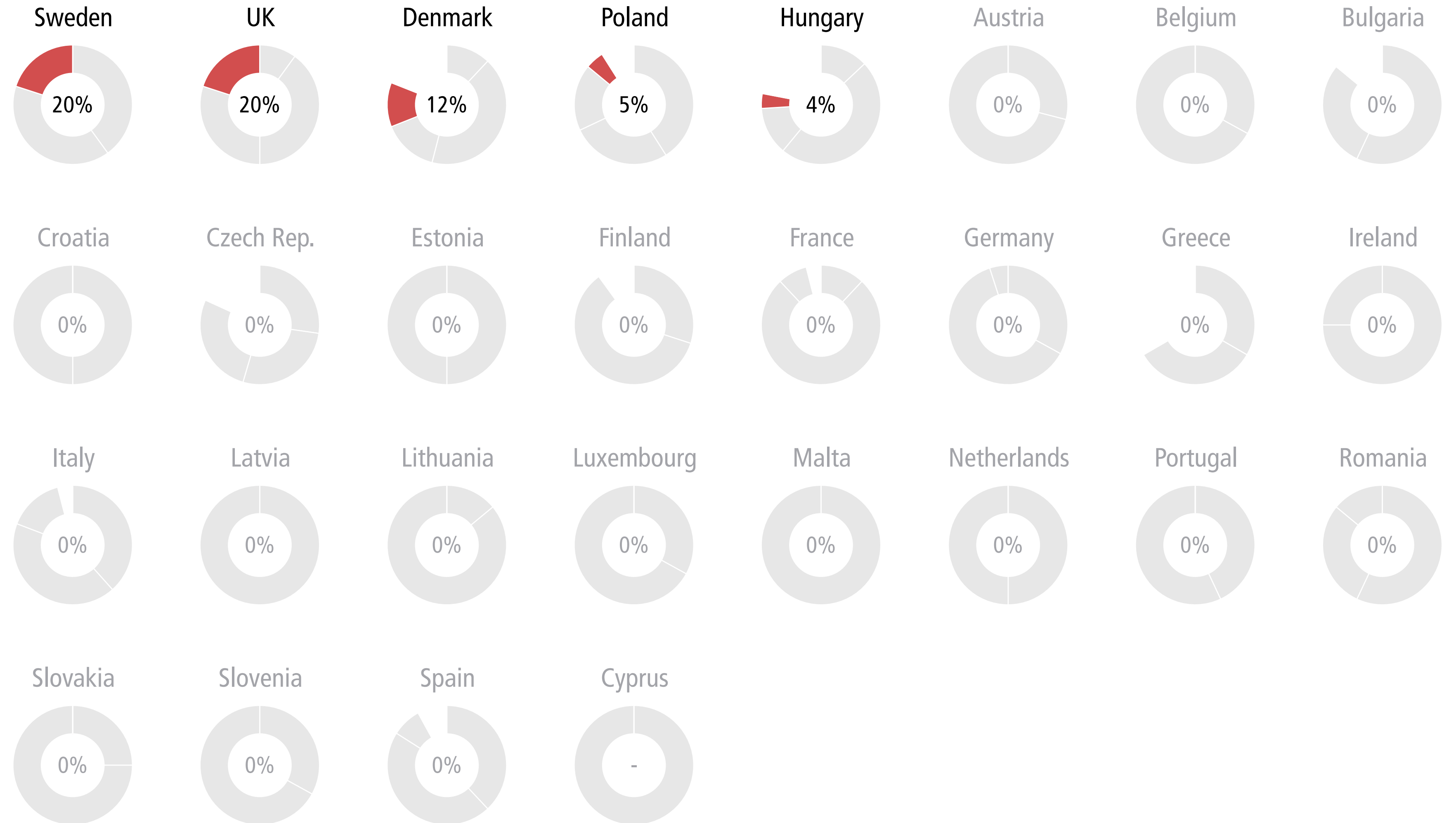
- Fully completed single market
- Common social policy
- Common energy policy
- Single climate policy

Policies Overview

- Commitment to Deeper Integration
- Importance of Coalitions

**Preferred Actor Level**

Preferred Actor Level (Public View)

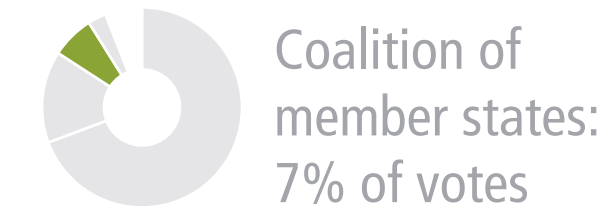
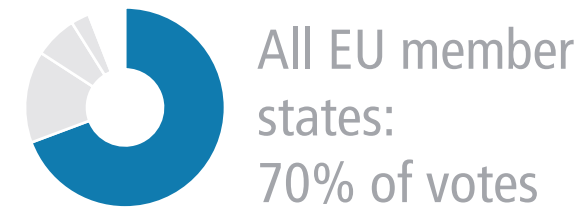


# Preferred Actor Level Fully completed single market

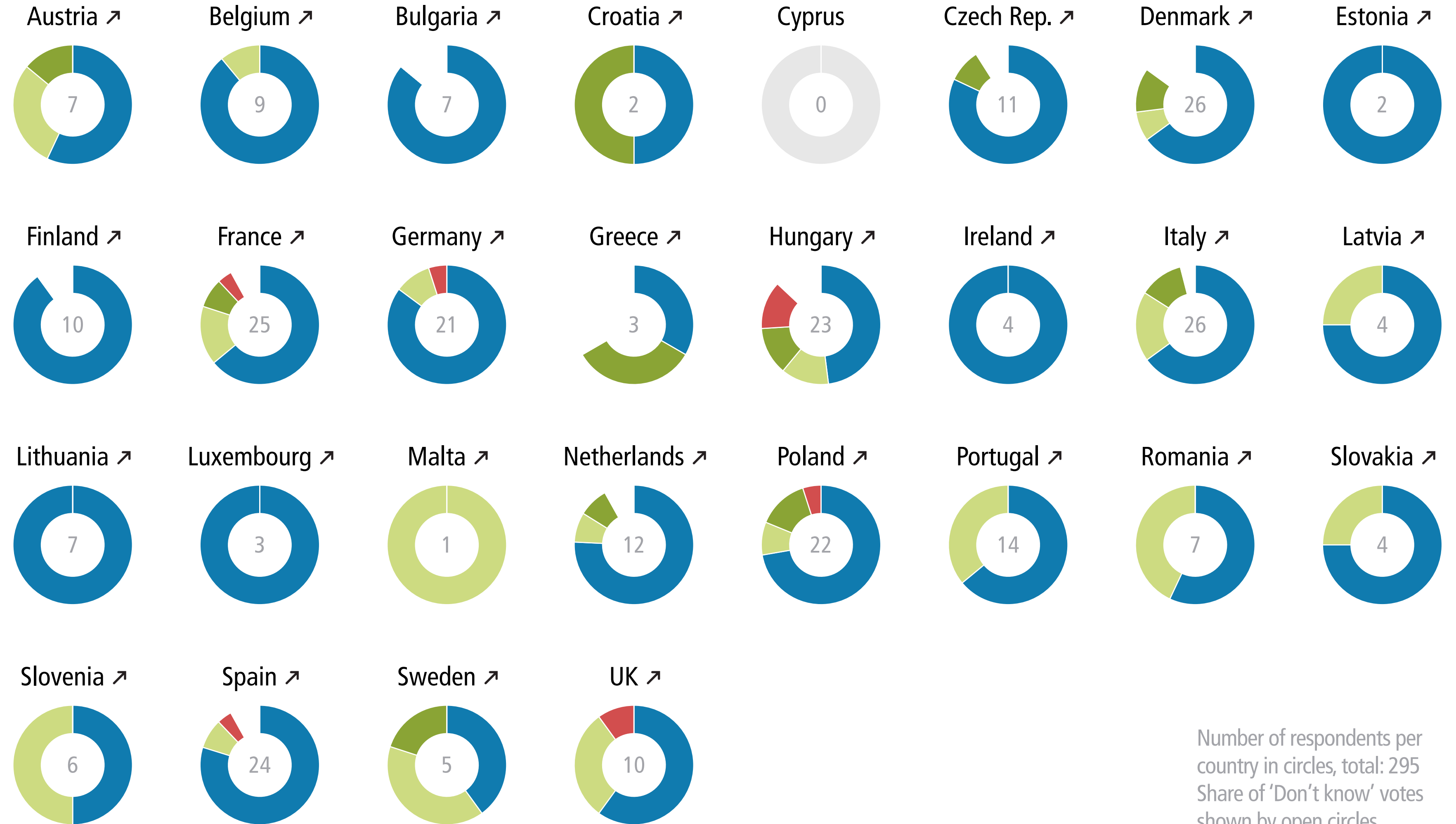
Q16

“What actor level would your country prefer for the following list of policy projects?”

All four actor levels



Countries	Policies
	All policies
	Integrated foreign and security policy
	Common defence structures
	Common border police and coast guard
	Common policy in justice and home affairs
	Common immigration and asylum policy
	Common development assistance policy
	Common Russia policy
	Common Ukraine policy
	Common Syria policy
	Common MENA policy
	Common China policy
	Better governance for the eurozone
	<b>Fully completed single market</b>
	Common social policy
	Common energy policy
	Single climate policy
	Policies Overview
	Commitment to Deeper Integration
	Importance of Coalitions
	<b>Preferred Actor Level</b>
	Preferred Actor Level (Public View)



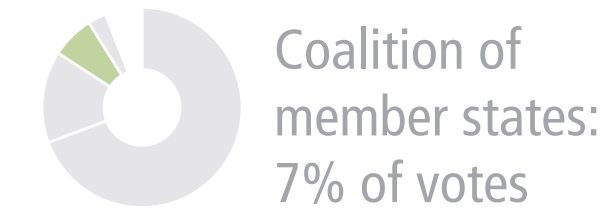
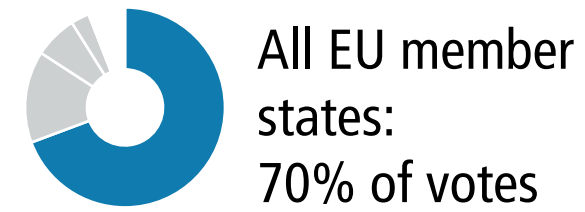
Number of respondents per country in circles, total: 295  
Share of 'Don't know' votes shown by open circles

# Preferred Actor Level Fully completed single market

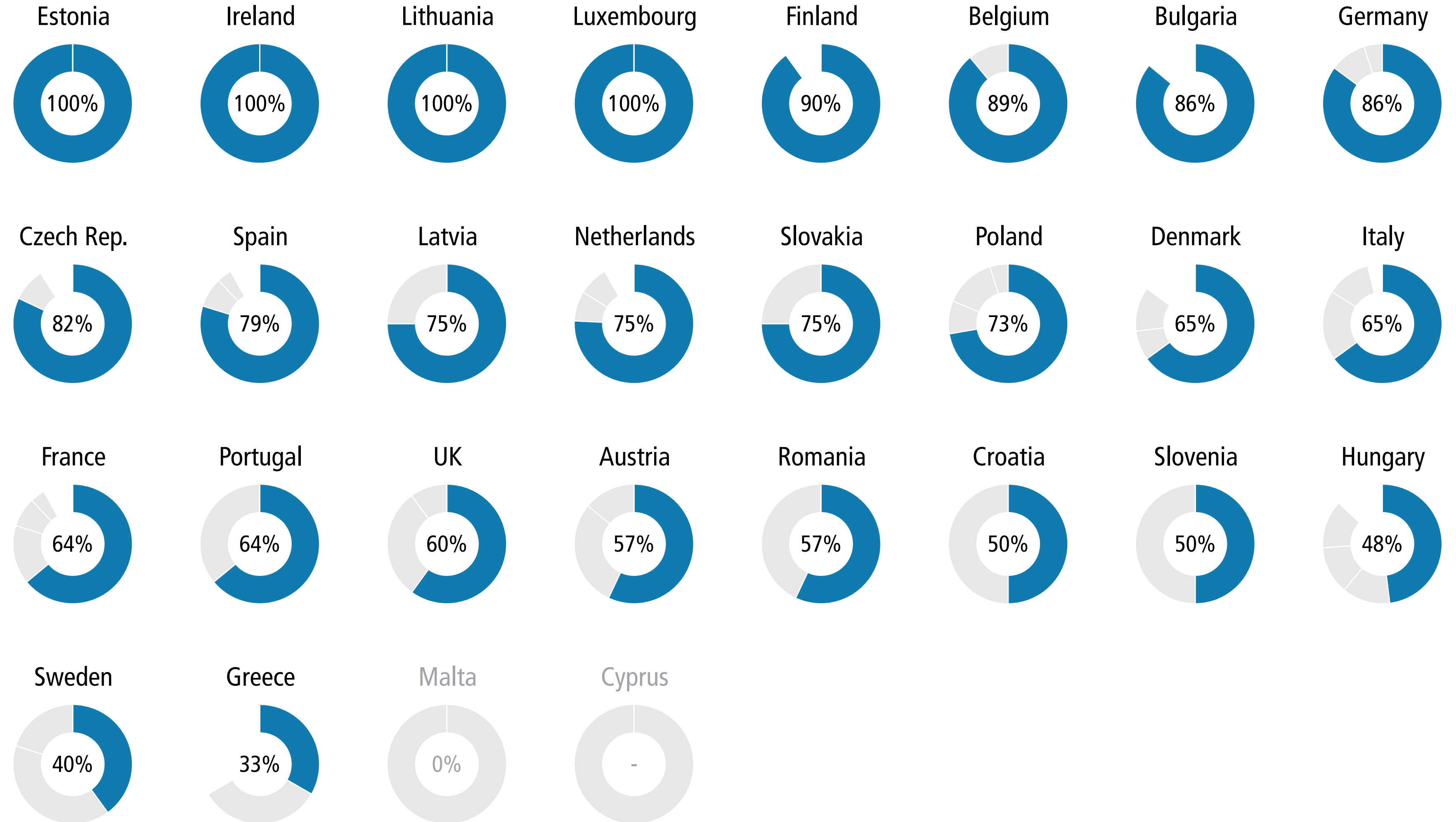
Q16

“What actor level would your country prefer for the following list of policy projects?”

All four actor levels



Countries	Policies
	All policies
	Integrated foreign and security policy
	Common defence structures
	Common border police and coast guard
	Common policy in justice and home affairs
	Common immigration and asylum policy
	Common development assistance policy
	Common Russia policy
	Common Ukraine policy
	Common Syria policy
	Common MENA policy
	Common China policy
	Better governance for the eurozone
	<b>Fully completed single market</b>
	Common social policy
	Common energy policy
	Single climate policy
	Policies Overview
	Commitment to Deeper Integration
	Importance of Coalitions
	<b>Preferred Actor Level</b>
	Preferred Actor Level (Public View)

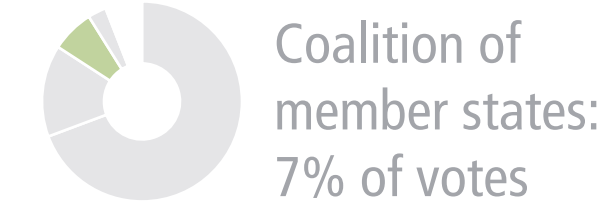
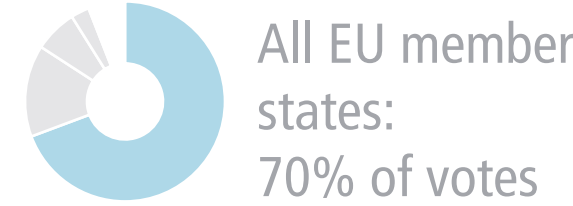


# Preferred Actor Level Fully completed single market

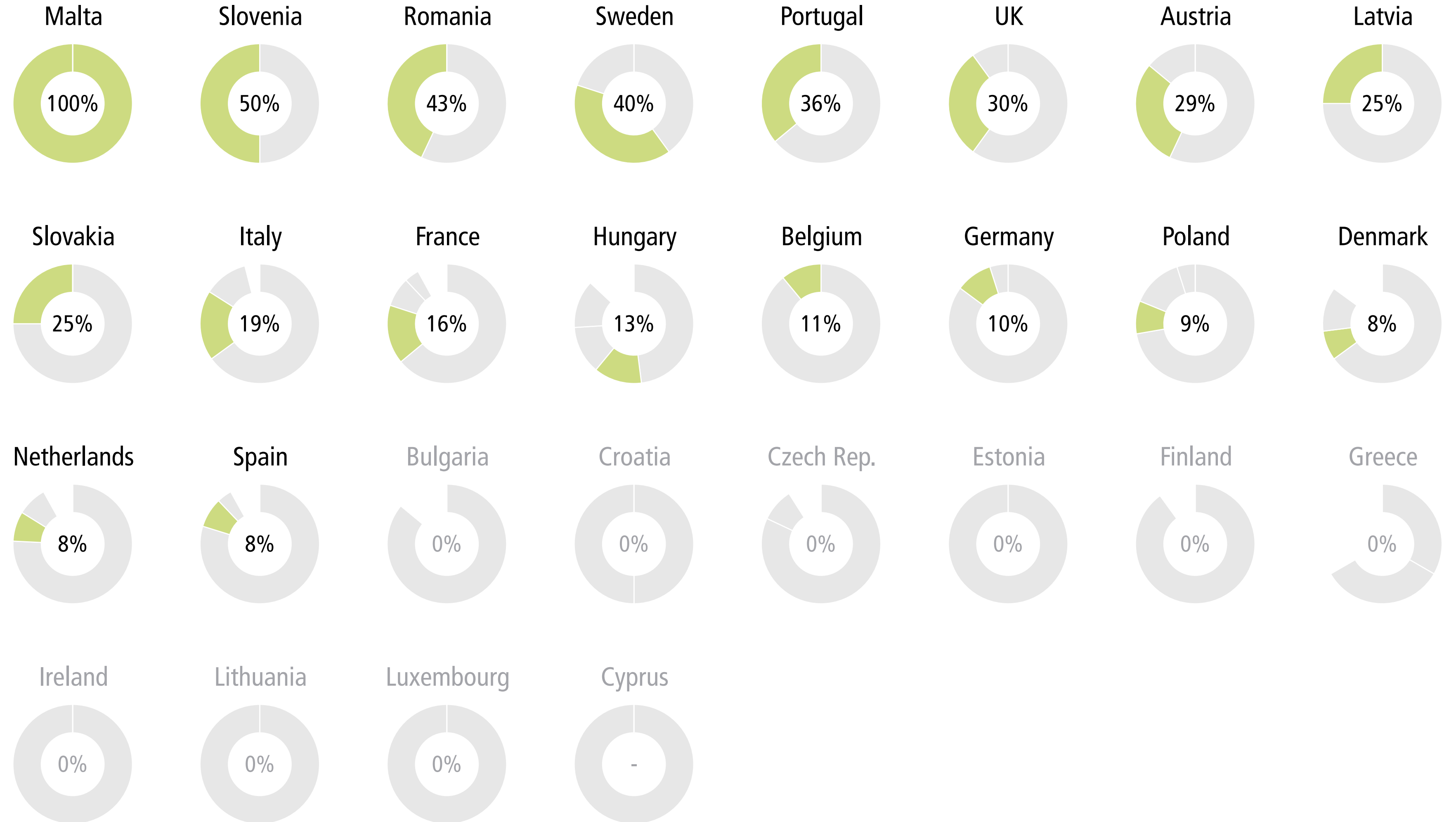
Q16

“What actor level would your country prefer for the following list of policy projects?”

All four actor levels



Countries	Policies
	All policies
	Integrated foreign and security policy
	Common defence structures
	Common border police and coast guard
	Common policy in justice and home affairs
	Common immigration and asylum policy
	Common development assistance policy
	Common Russia policy
	Common Ukraine policy
	Common Syria policy
	Common MENA policy
	Common China policy
	Better governance for the eurozone
	<b>Fully completed single market</b>
	Common social policy
	Common energy policy
	Single climate policy
	Policies Overview
	Commitment to Deeper Integration
	Importance of Coalitions
	<b>Preferred Actor Level</b>
	Preferred Actor Level (Public View)

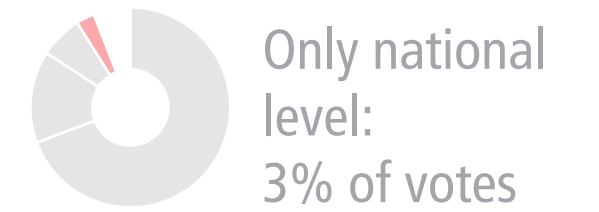
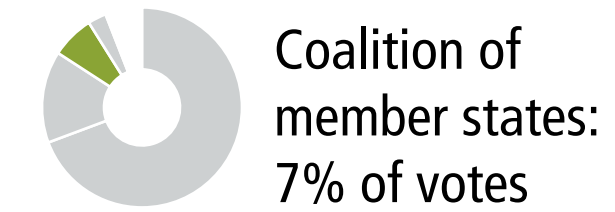
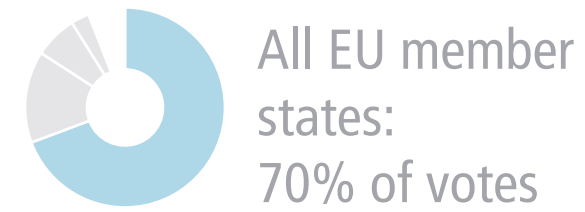


# Preferred Actor Level Fully completed single market

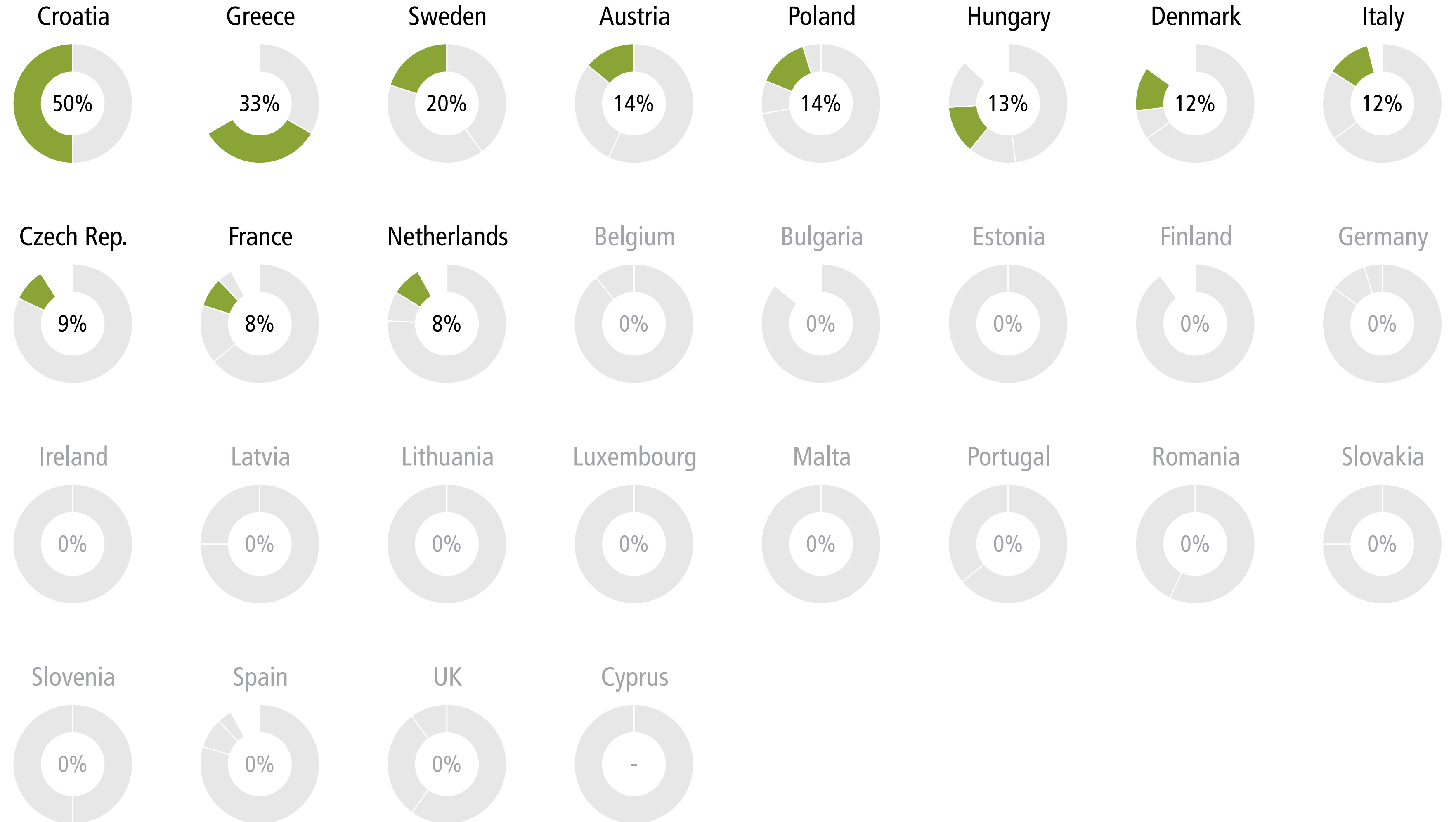
Q16

“What actor level would your country prefer for the following list of policy projects?”

All four actor levels



Countries	Policies
	All policies
	Integrated foreign and security policy
	Common defence structures
	Common border police and coast guard
	Common policy in justice and home affairs
	Common immigration and asylum policy
	Common development assistance policy
	Common Russia policy
	Common Ukraine policy
	Common Syria policy
	Common MENA policy
	Common China policy
	Better governance for the eurozone
	<b>Fully completed single market</b>
	Common social policy
	Common energy policy
	Single climate policy
	Policies Overview
	Commitment to Deeper Integration
	Importance of Coalitions
	<b>Preferred Actor Level</b>
	Preferred Actor Level (Public View)



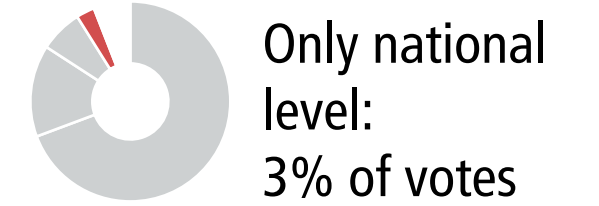
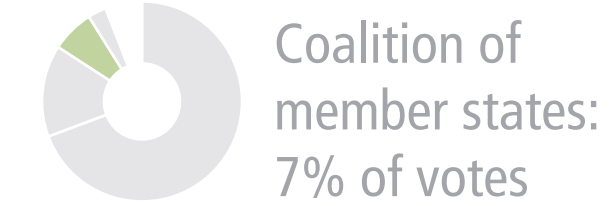
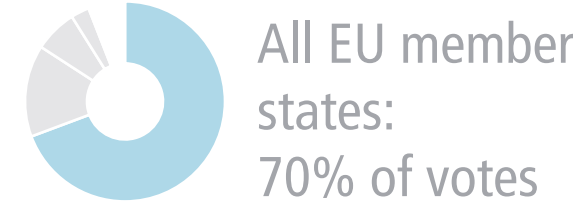


# Preferred Actor Level Fully completed single market

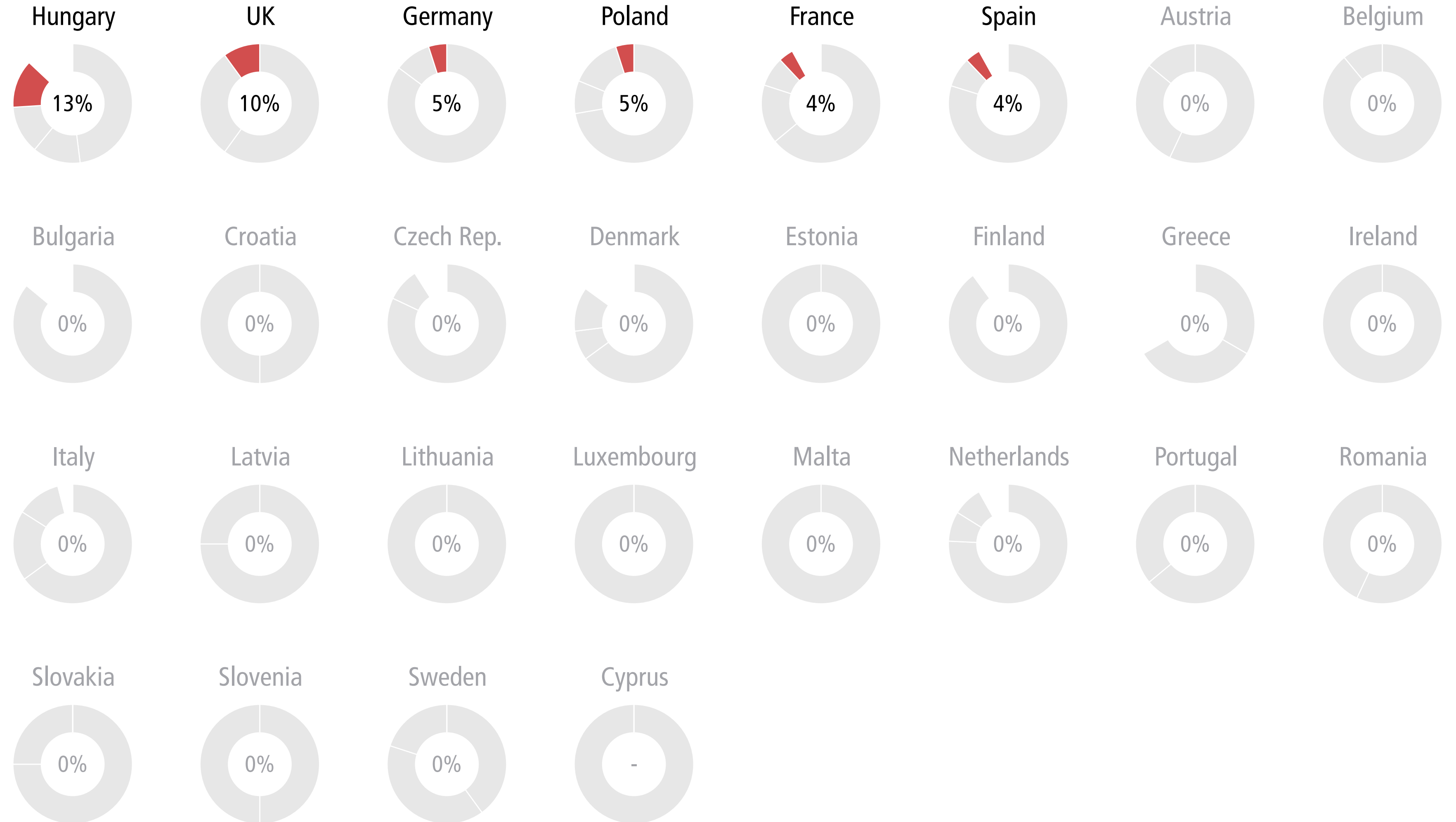
Q16

“What actor level would your country prefer for the following list of policy projects?”

All four actor levels



Countries	Policies
	All policies
	Integrated foreign and security policy
	Common defence structures
	Common border police and coast guard
	Common policy in justice and home affairs
	Common immigration and asylum policy
	Common development assistance policy
	Common Russia policy
	Common Ukraine policy
	Common Syria policy
	Common MENA policy
	Common China policy
	Better governance for the eurozone
	<b>Fully completed single market</b>
	Common social policy
	Common energy policy
	Single climate policy
	Policies Overview
	Commitment to Deeper Integration
	Importance of Coalitions
	<b>Preferred Actor Level</b>
	Preferred Actor Level (Public View)

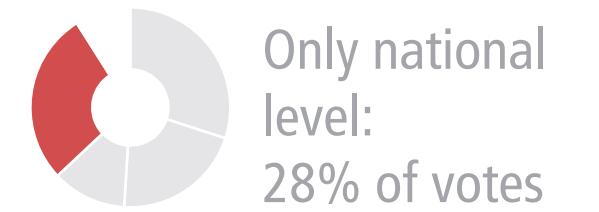
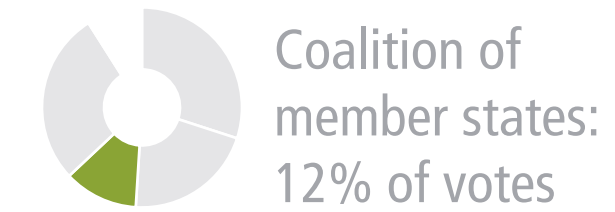
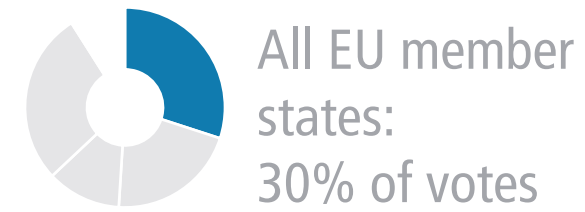


# Preferred Actor Level Common social policy

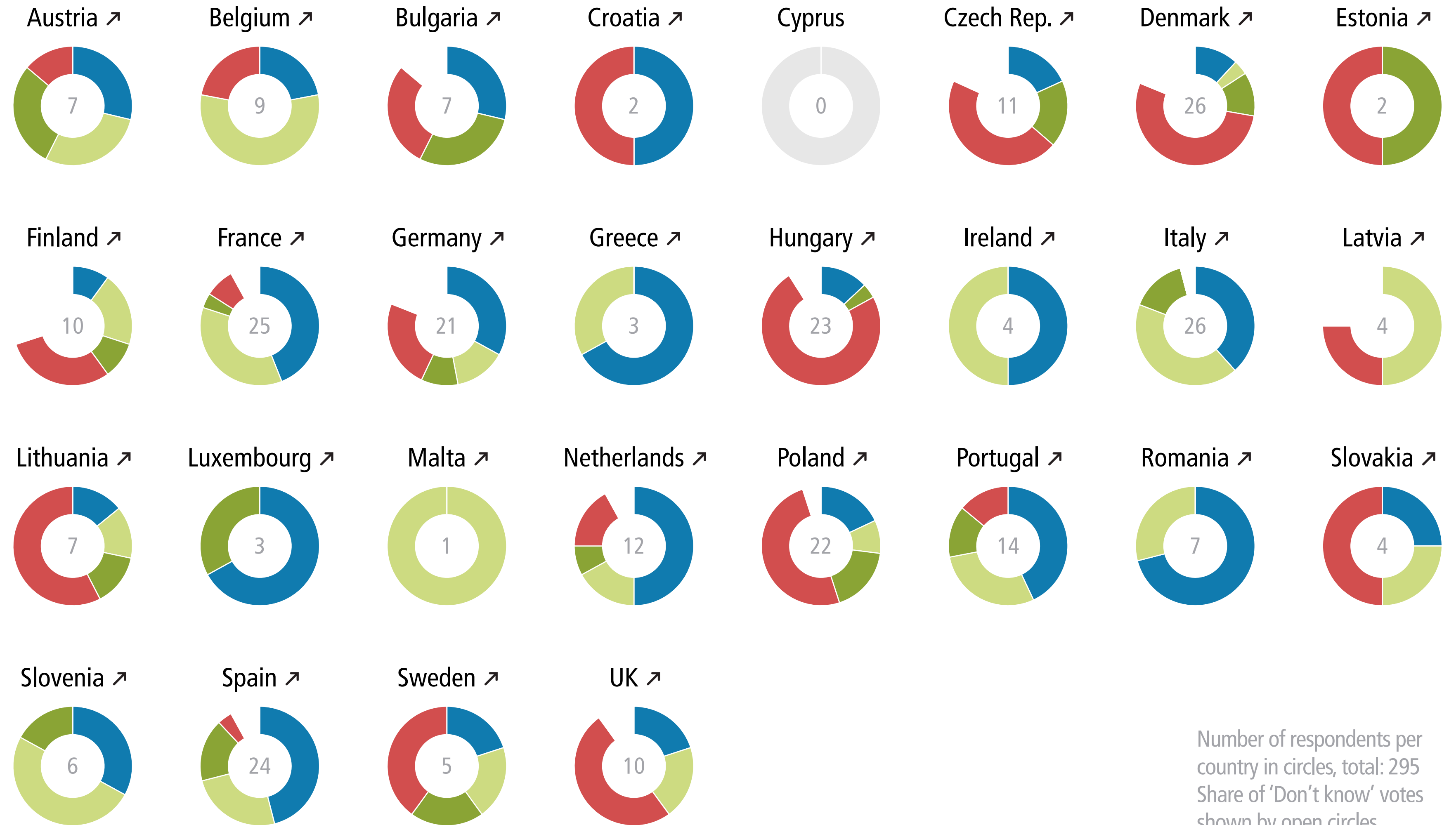
Q16

“What actor level would your country prefer for the following list of policy projects?”

All four actor levels



Countries	Policies
	All policies
	Integrated foreign and security policy
	Common defence structures
	Common border police and coast guard
	Common policy in justice and home affairs
	Common immigration and asylum policy
	Common development assistance policy
	Common Russia policy
	Common Ukraine policy
	Common Syria policy
	Common MENA policy
	Common China policy
	Better governance for the eurozone
	Fully completed single market
	<b>Common social policy</b>
	Common energy policy
	Single climate policy
	Policies Overview
	Commitment to Deeper Integration
	Importance of Coalitions
	<b>Preferred Actor Level</b>
	Preferred Actor Level (Public View)



Number of respondents per country in circles, total: 295  
Share of 'Don't know' votes shown by open circles

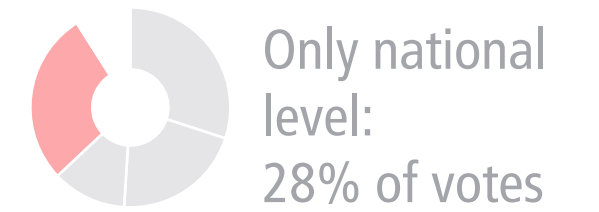
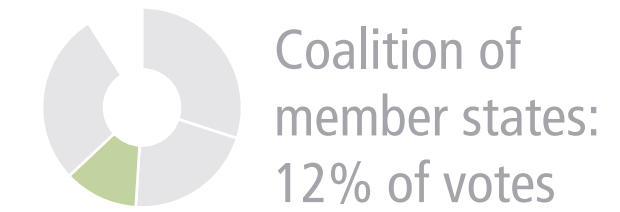
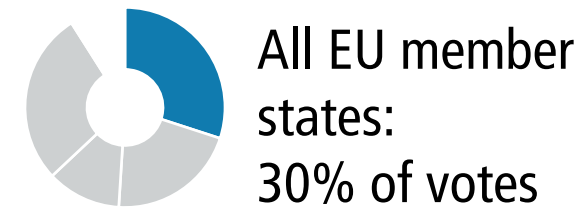


# Preferred Actor Level Common social policy

Q16

“What actor level would your country prefer for the following list of policy projects?”

All four actor levels



Countries Policies

All policies

- Integrated foreign and security policy
- Common defence structures
- Common border police and coast guard
- Common policy in justice and home affairs
- Common immigration and asylum policy
- Common development assistance policy

- Common Russia policy
- Common Ukraine policy
- Common Syria policy
- Common MENA policy
- Common China policy

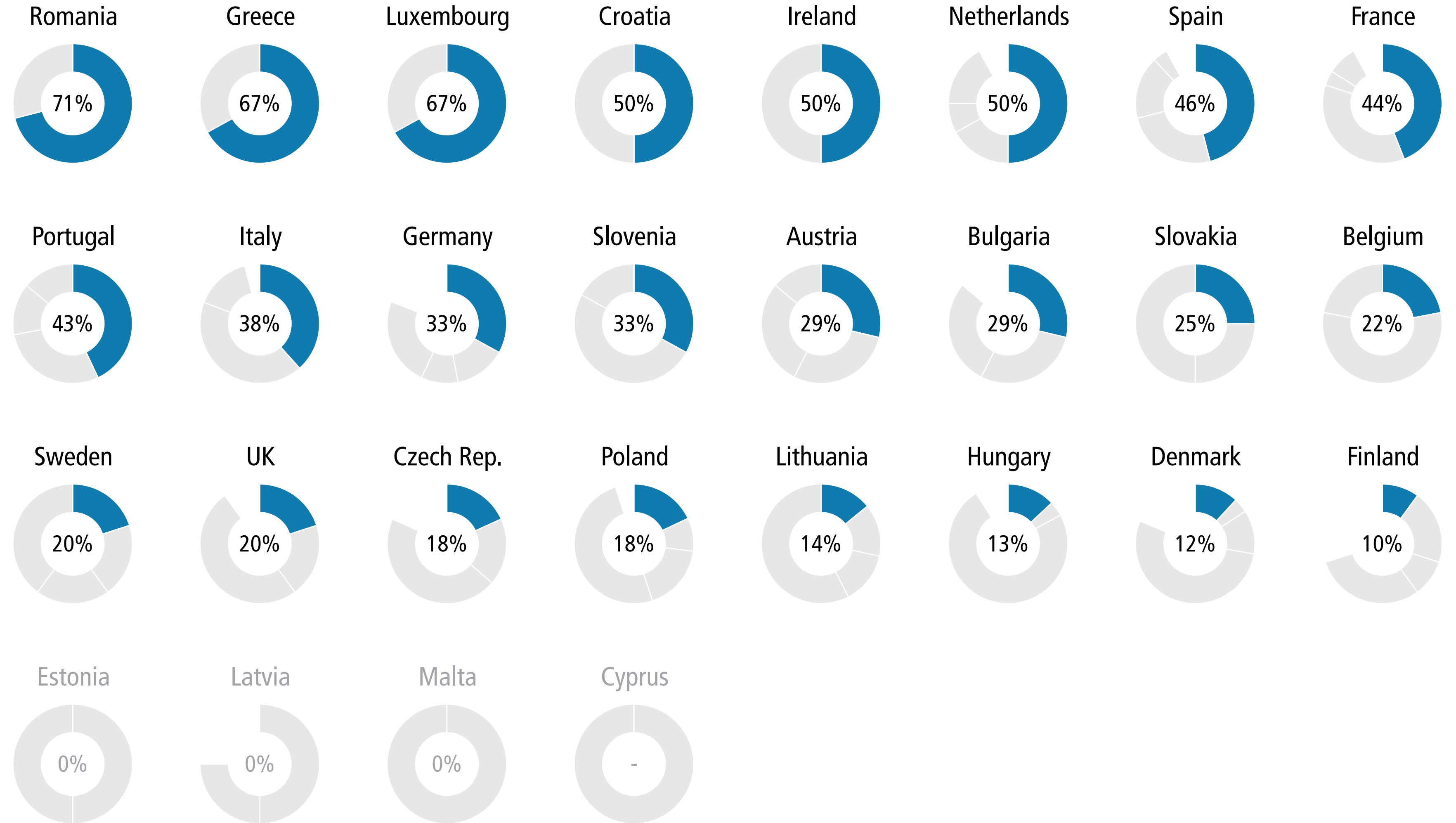
- Better governance for the eurozone
- Fully completed single market

- Common social policy**
- Common energy policy
- Single climate policy

- Policies Overview
- Commitment to Deeper Integration
- Importance of Coalitions

Preferred Actor Level

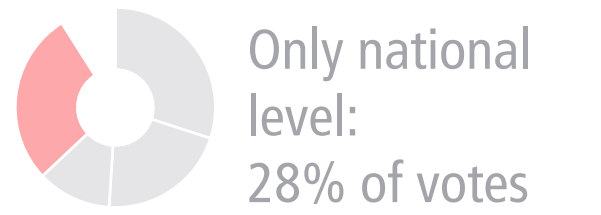
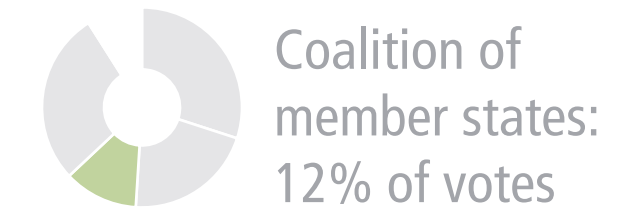

Preferred Actor Level (Public View)




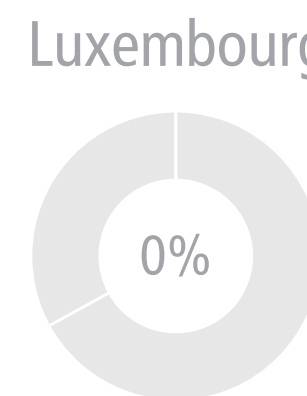
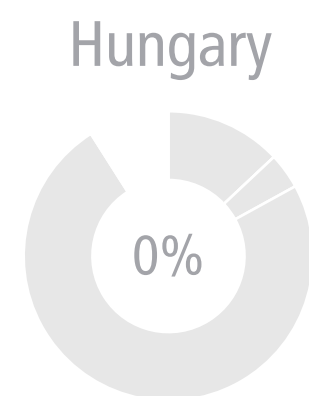
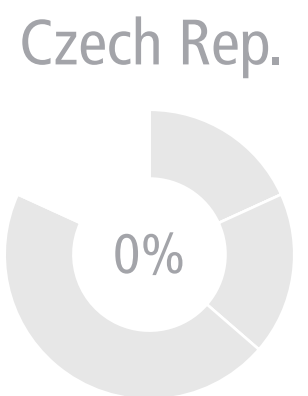
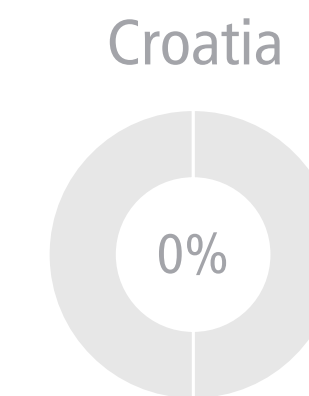
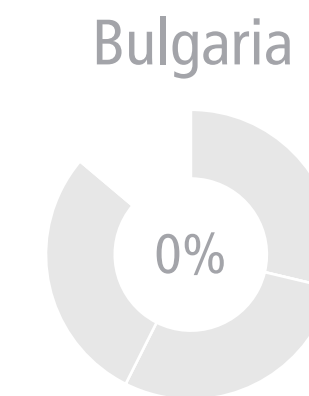
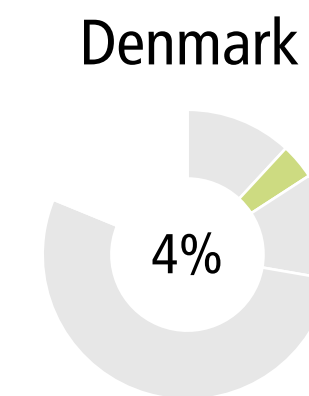
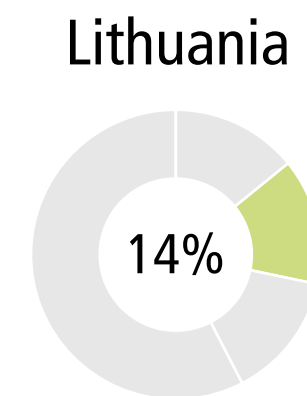
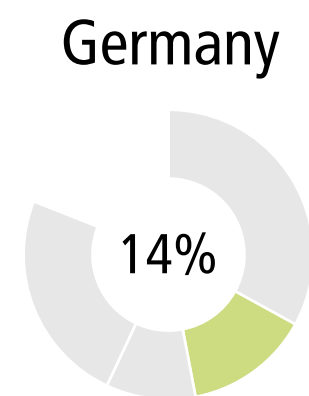
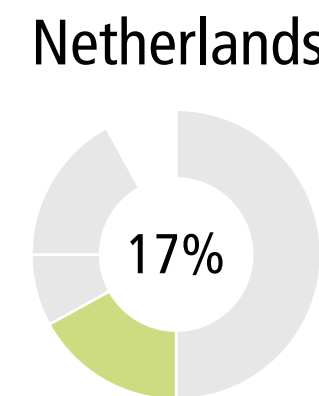
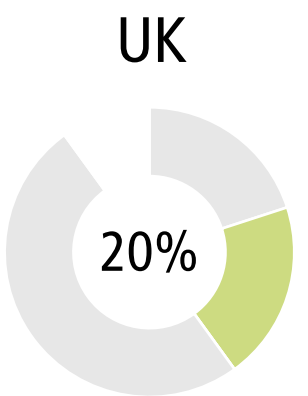
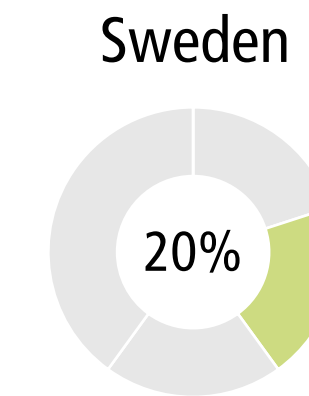
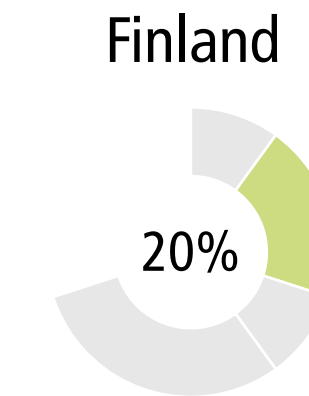
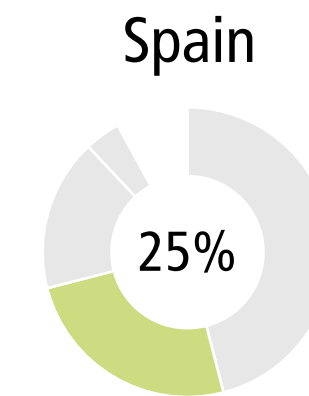
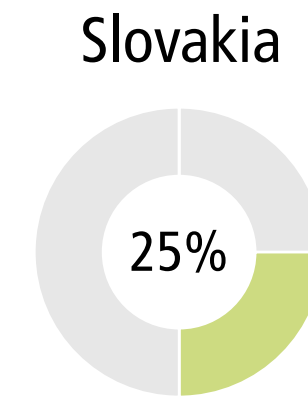
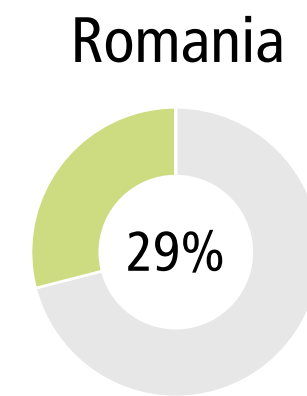
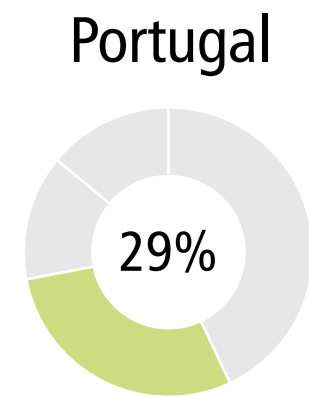
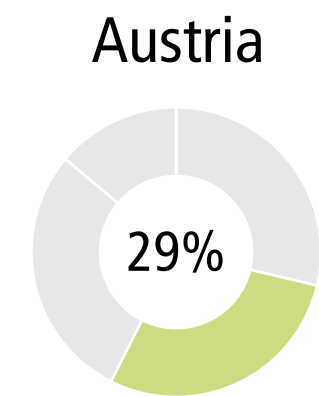
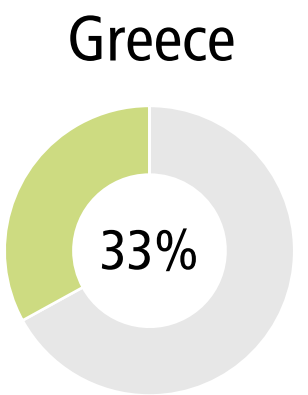
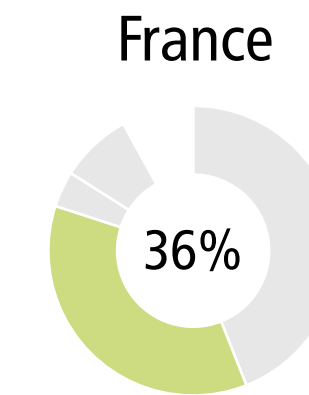
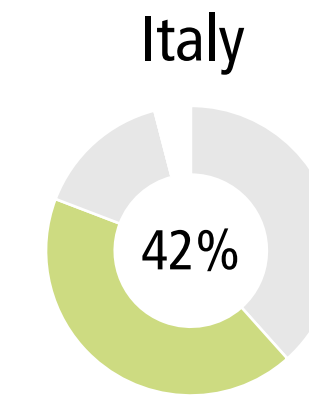
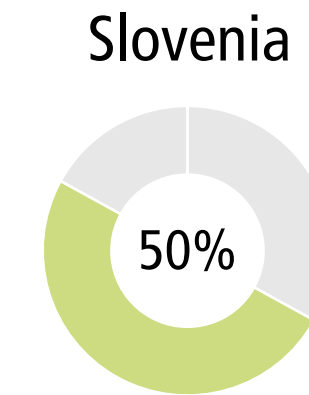
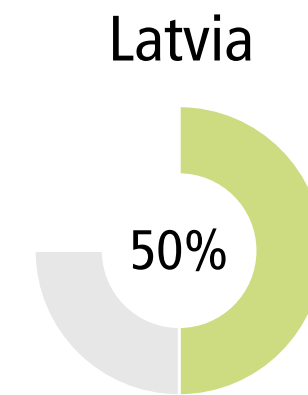
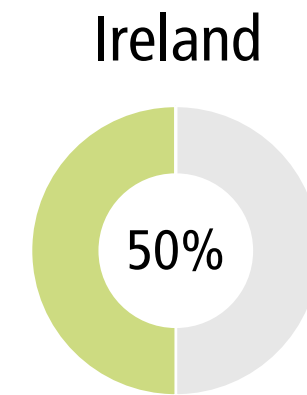
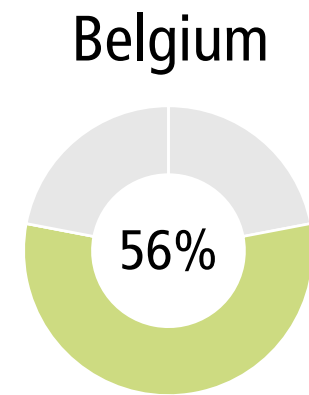
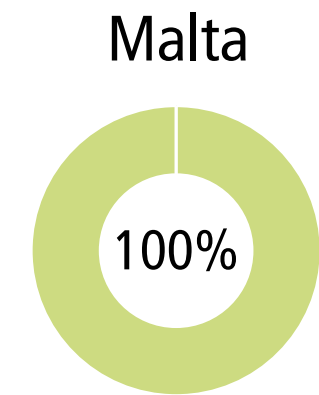
# Preferred Actor Level Common social policy

Q16 “What actor level would your country prefer for the following list of policy projects?”

All four actor levels



Countries	Policies
<ul style="list-style-type: none"> <li>All policies</li> <li>Integrated foreign and security policy</li> <li>Common defence structures</li> <li>Common border police and coast guard</li> <li>Common policy in justice and home affairs</li> <li>Common immigration and asylum policy</li> <li>Common development assistance policy</li> <li>Common Russia policy</li> <li>Common Ukraine policy</li> <li>Common Syria policy</li> <li>Common MENA policy</li> <li>Common China policy</li> <li>Better governance for the eurozone</li> <li>Fully completed single market</li> <li><b>Common social policy</b></li> <li>Common energy policy</li> <li>Single climate policy</li> </ul>	
	Policies Overview
	Commitment to Deeper Integration
	Importance of Coalitions
	<b>Preferred Actor Level</b>
	Preferred Actor Level (Public View)

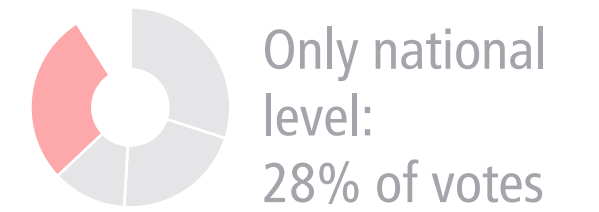
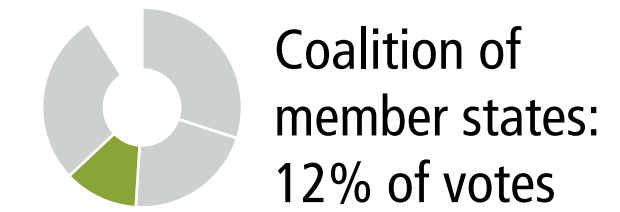
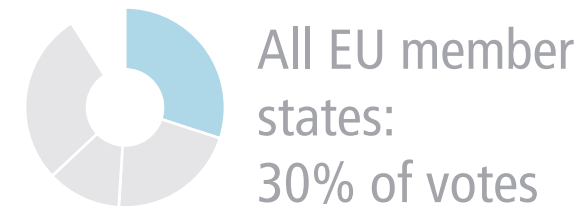


# Preferred Actor Level Common social policy

Q16

“What actor level would your country prefer for the following list of policy projects?”

All four actor levels



Countries **Policies**

All policies

- Integrated foreign and security policy
- Common defence structures
- Common border police and coast guard
- Common policy in justice and home affairs
- Common immigration and asylum policy
- Common development assistance policy

- Common Russia policy
- Common Ukraine policy
- Common Syria policy
- Common MENA policy
- Common China policy

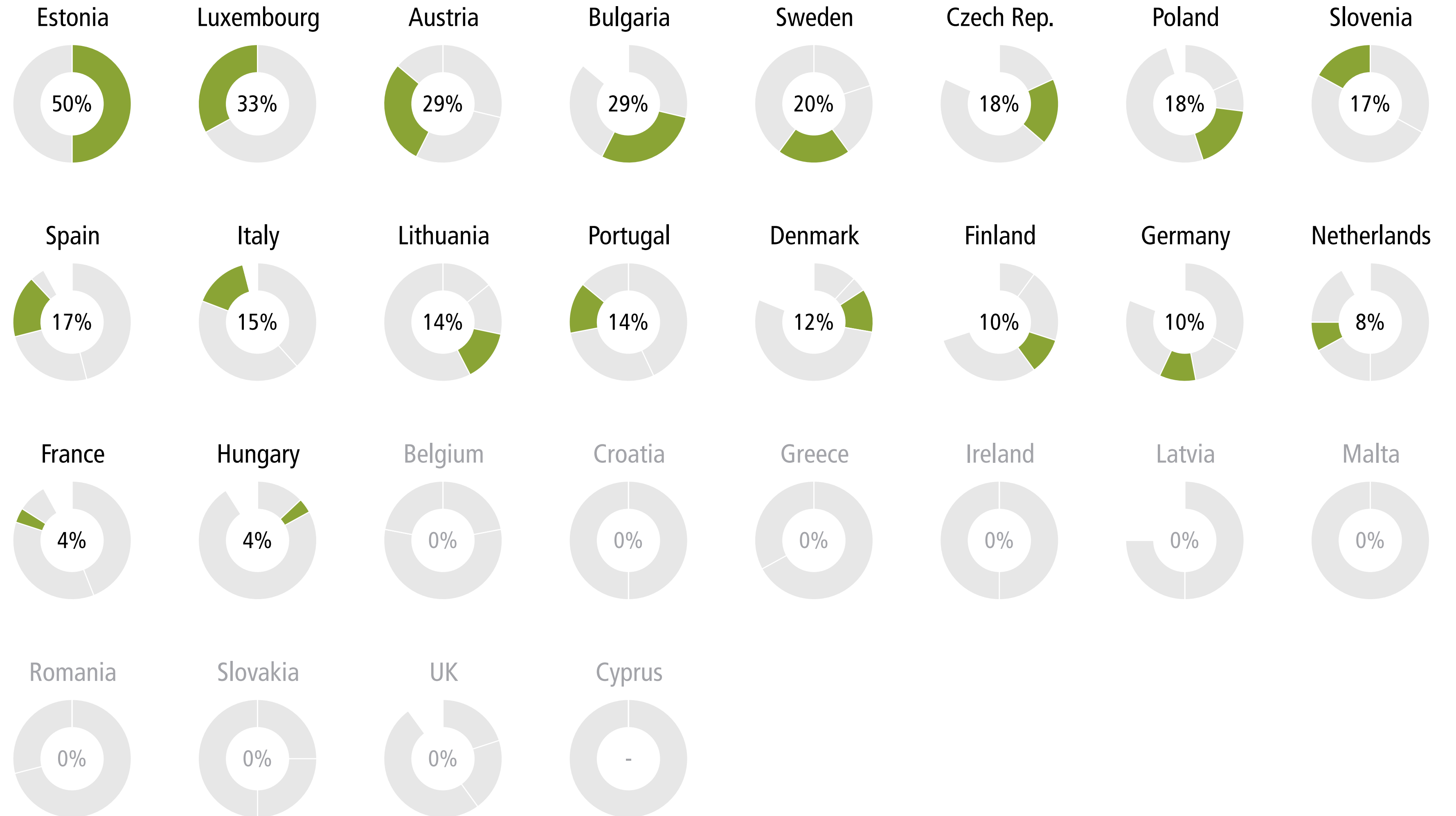
- Better governance for the eurozone
- Fully completed single market

- Common social policy**
- Common energy policy
- Single climate policy

- Policies Overview
- Commitment to Deeper Integration
- Importance of Coalitions

**Preferred Actor Level**

Preferred Actor Level (Public View)

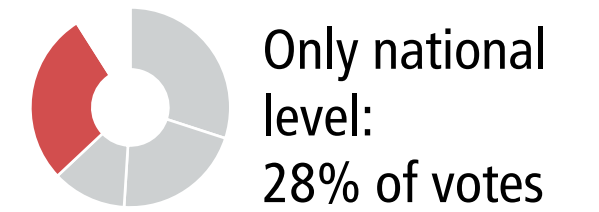
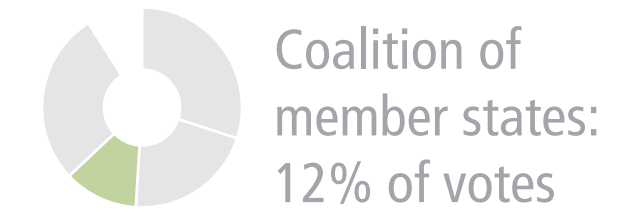
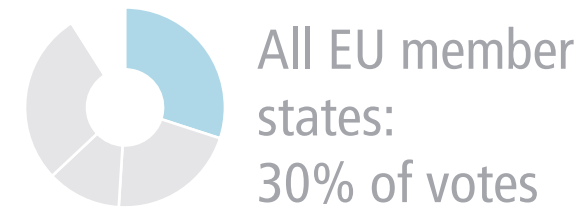


# Preferred Actor Level Common social policy

Q16

“What actor level would your country prefer for the following list of policy projects?”

All four actor levels



Countries **Policies**

All policies

- Integrated foreign and security policy
- Common defence structures
- Common border police and coast guard
- Common policy in justice and home affairs
- Common immigration and asylum policy
- Common development assistance policy

- Common Russia policy
- Common Ukraine policy
- Common Syria policy
- Common MENA policy
- Common China policy

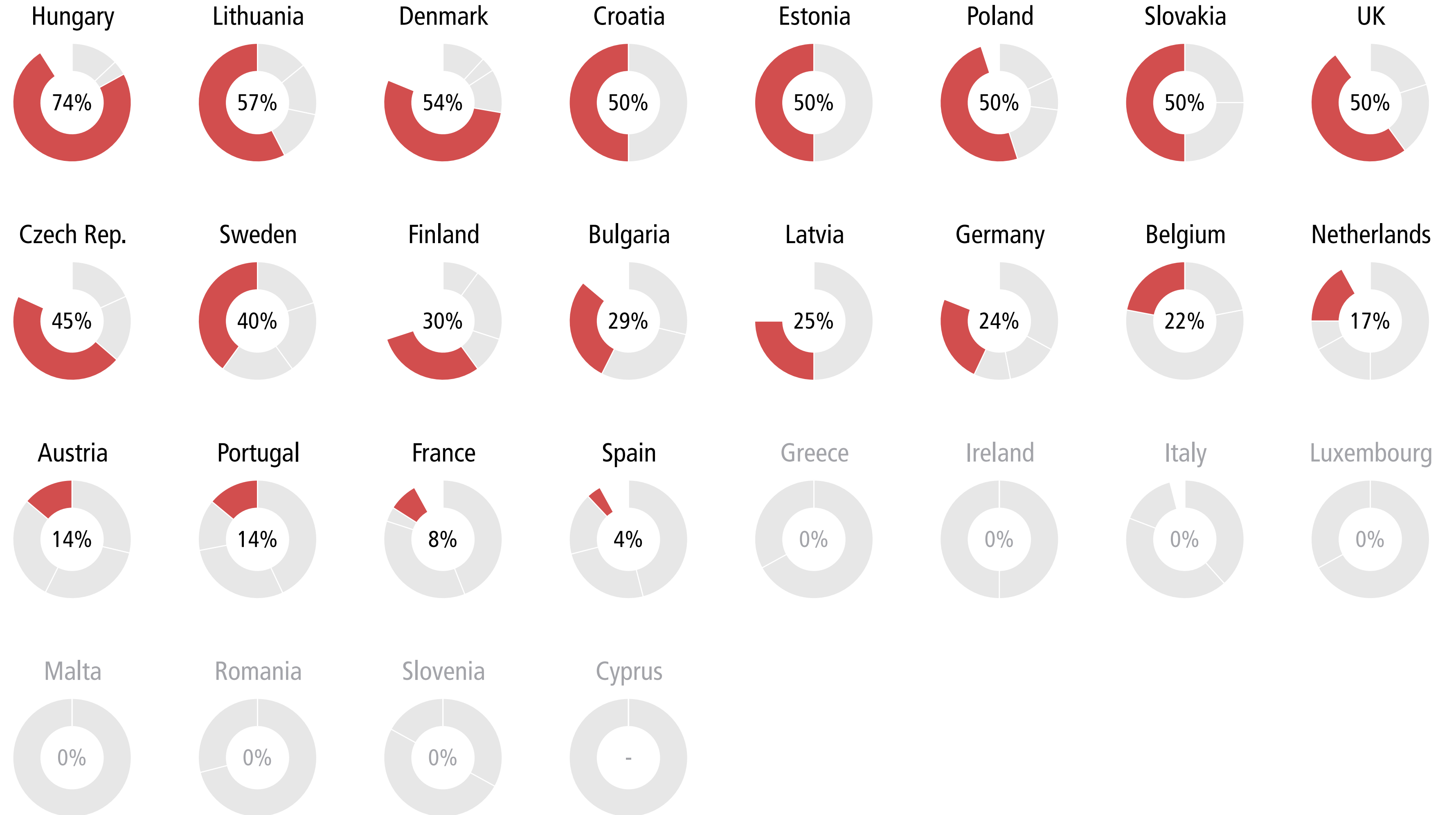
- Better governance for the eurozone
- Fully completed single market

- Common social policy**
- Common energy policy
- Single climate policy

- Policies Overview
- Commitment to Deeper Integration
- Importance of Coalitions

**Preferred Actor Level**

Preferred Actor Level (Public View)

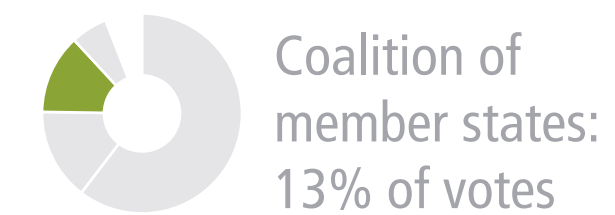



# Preferred Actor Level Common energy policy

Q16

“What actor level would your country prefer for the following list of policy projects?”

All four actor levels



Countries **Policies**

All policies

- Integrated foreign and security policy
- Common defence structures
- Common border police and coast guard
- Common policy in justice and home affairs
- Common immigration and asylum policy
- Common development assistance policy

- Common Russia policy
- Common Ukraine policy
- Common Syria policy
- Common MENA policy
- Common China policy

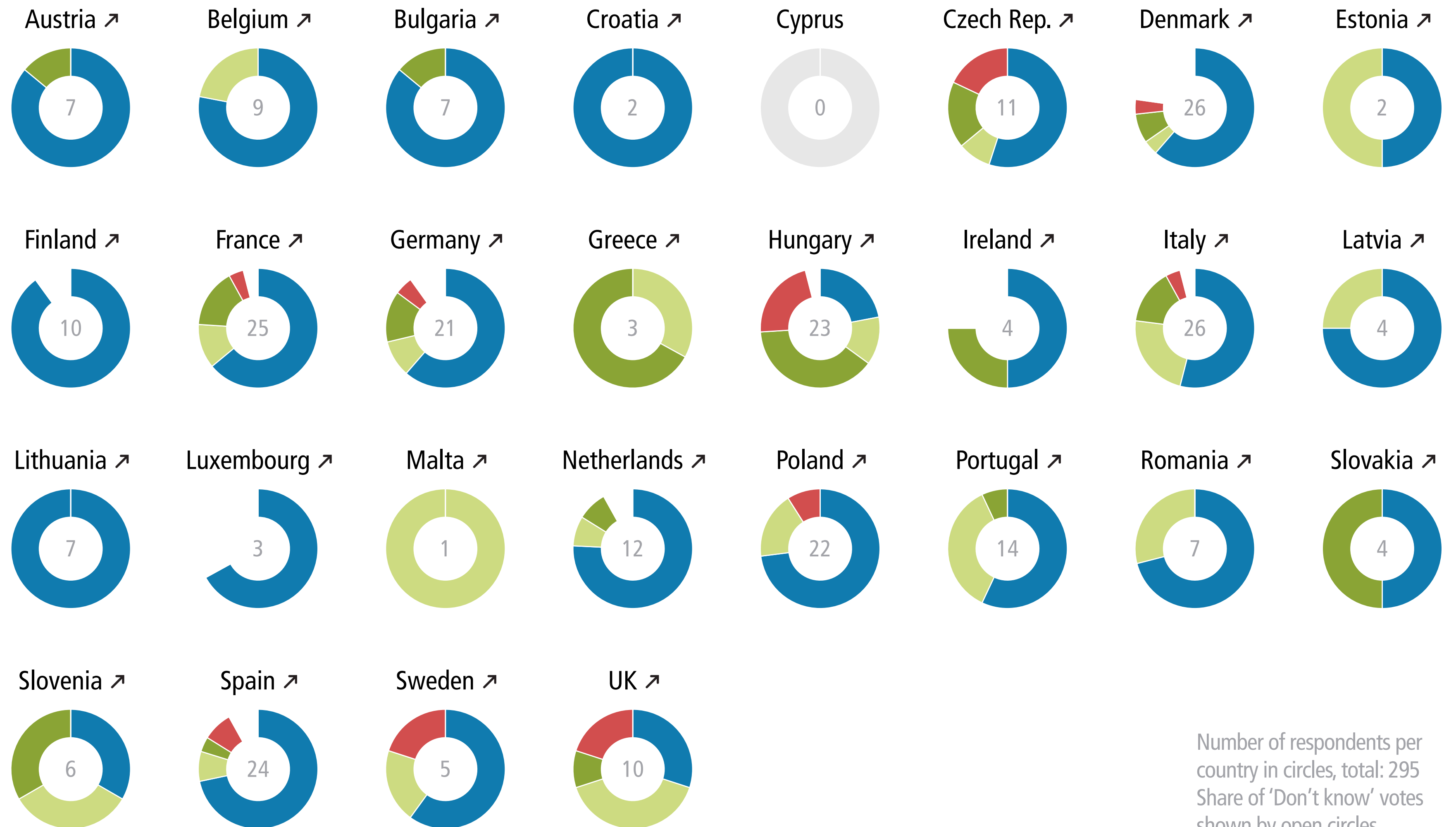
- Better governance for the eurozone
- Fully completed single market
- Common social policy
- Common energy policy**
- Single climate policy

Policies Overview

- Commitment to Deeper Integration
- Importance of Coalitions

**Preferred Actor Level**

Preferred Actor Level (Public View)



Number of respondents per country in circles, total: 295  
Share of 'Don't know' votes shown by open circles

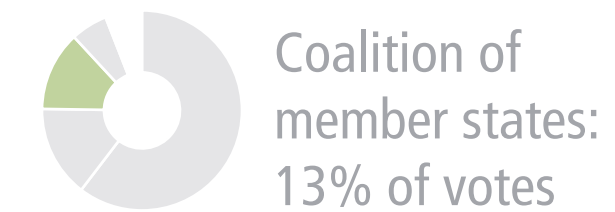
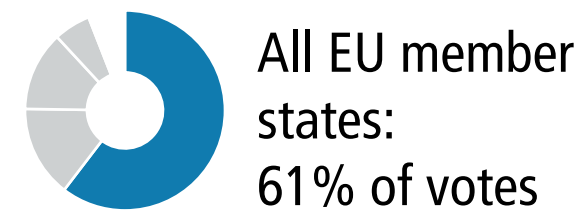


# Preferred Actor Level Common energy policy

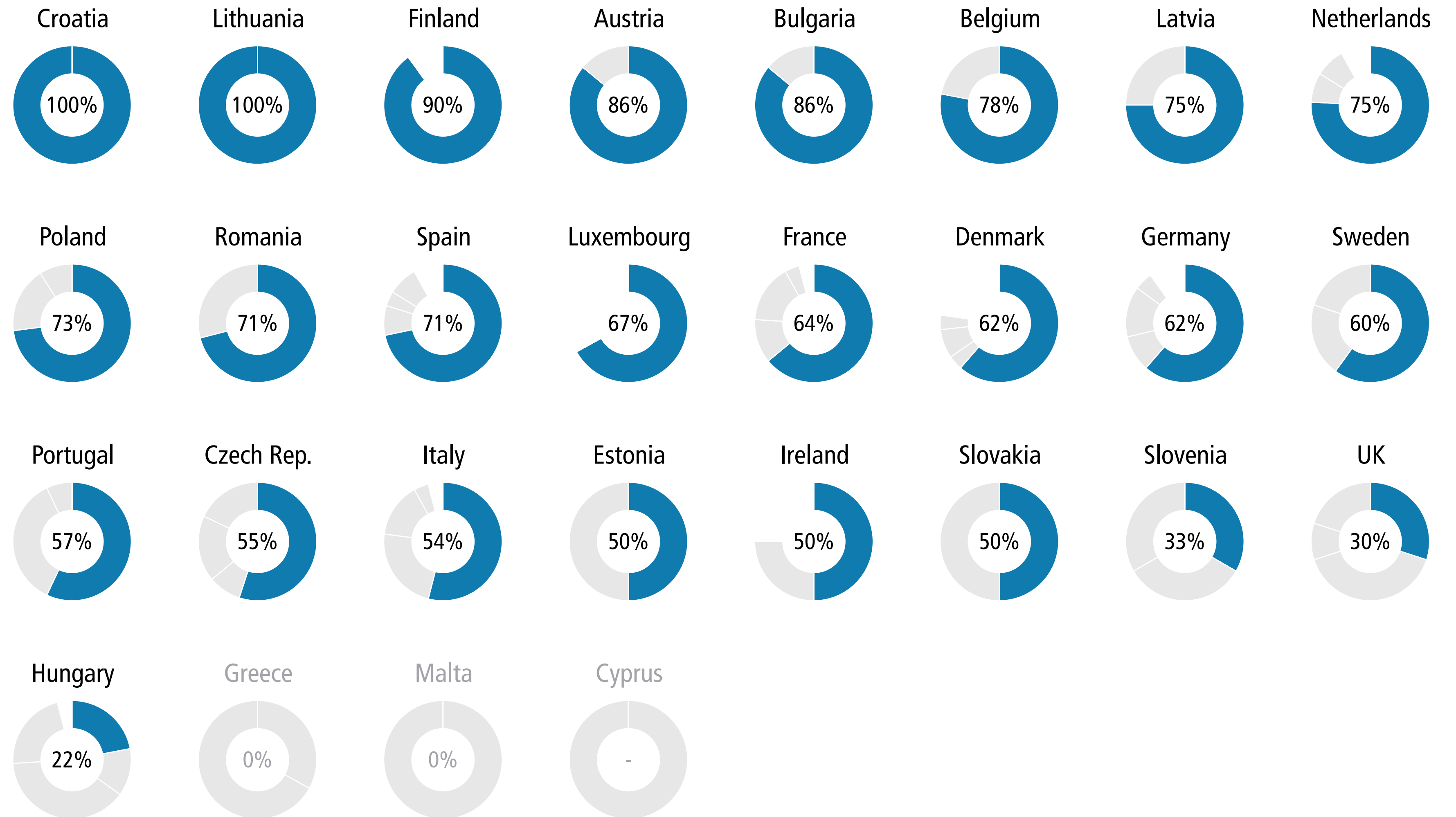
Q16

“What actor level would your country prefer for the following list of policy projects?”

All four actor levels



Countries	Policies
	All policies
	Integrated foreign and security policy
	Common defence structures
	Common border police and coast guard
	Common policy in justice and home affairs
	Common immigration and asylum policy
	Common development assistance policy
	Common Russia policy
	Common Ukraine policy
	Common Syria policy
	Common MENA policy
	Common China policy
	Better governance for the eurozone
	Fully completed single market
	Common social policy
	<b>Common energy policy</b>
	Single climate policy



Policies Overview
Commitment to Deeper Integration
Importance of Coalitions
<b>Preferred Actor Level</b>
Preferred Actor Level (Public View)



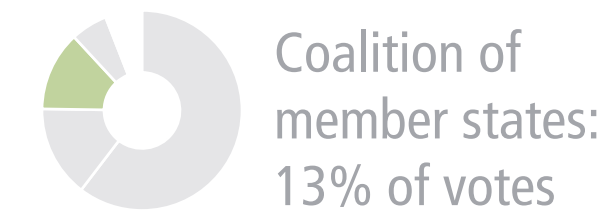



# Preferred Actor Level Common energy policy

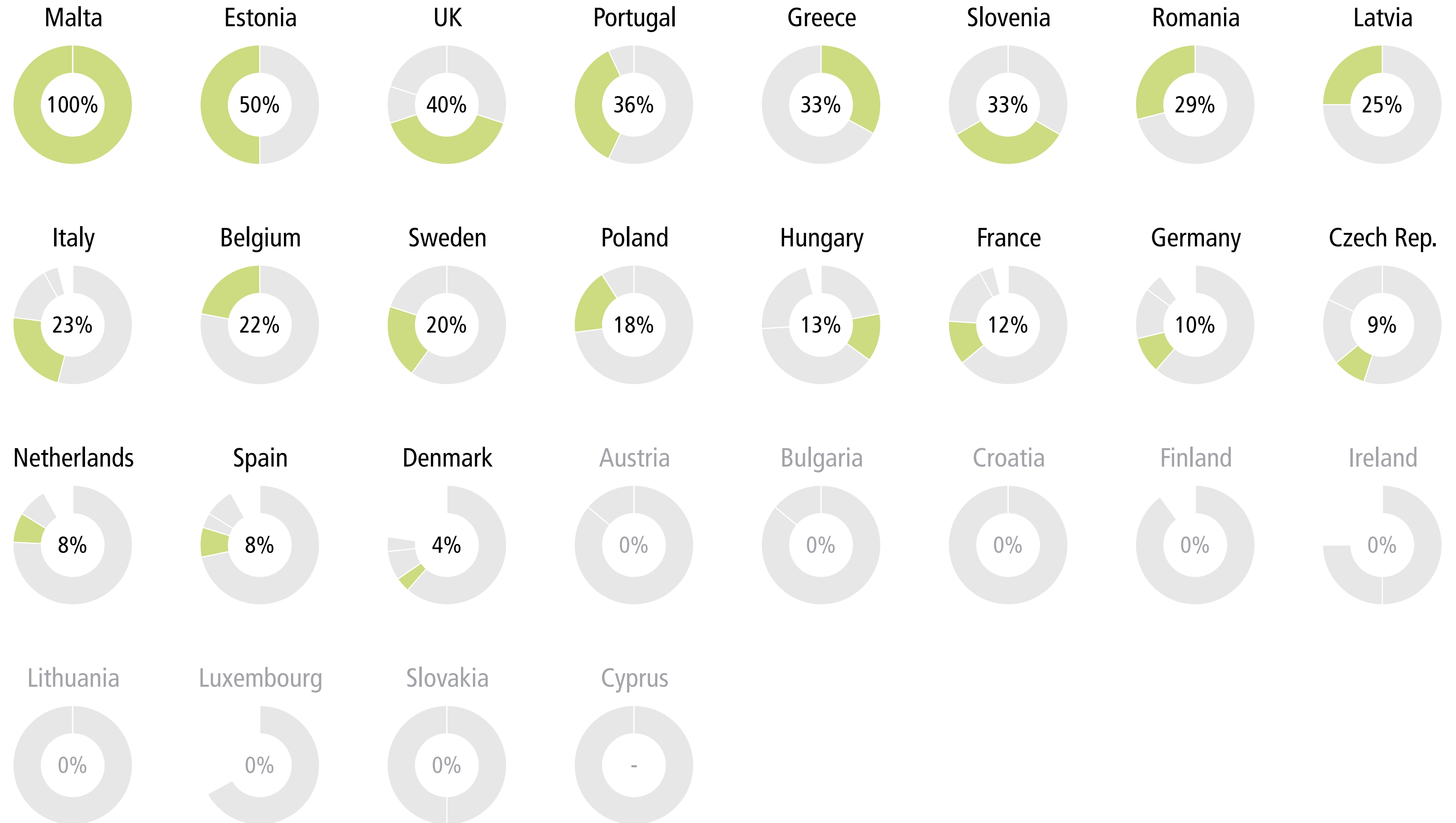
Q16

“What actor level would your country prefer for the following list of policy projects?”

All four actor levels



Countries	Policies
All policies	
Integrated foreign and security policy	
Common defence structures	
Common border police and coast guard	
Common policy in justice and home affairs	
Common immigration and asylum policy	
Common development assistance policy	
Common Russia policy	
Common Ukraine policy	
Common Syria policy	
Common MENA policy	
Common China policy	
Better governance for the eurozone	
Fully completed single market	
Common social policy	
<b>Common energy policy</b>	
Single climate policy	



Policies Overview
Commitment to Deeper Integration
Importance of Coalitions
<b>Preferred Actor Level</b>
Preferred Actor Level (Public View)

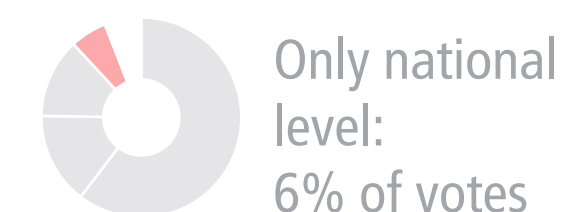
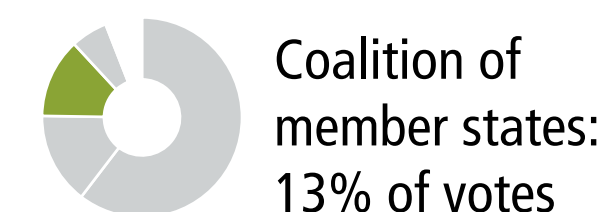
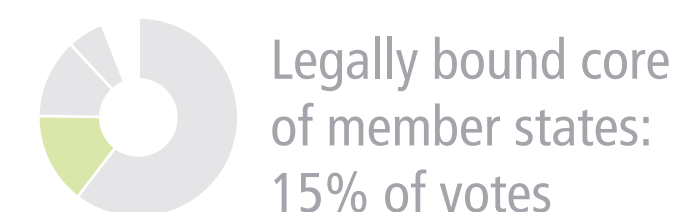
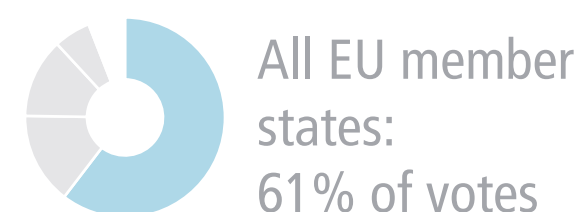


# Preferred Actor Level Common energy policy

Q16

“What actor level would your country prefer for the following list of policy projects?”

All four actor levels



Countries **Policies**

All policies

- Integrated foreign and security policy
- Common defence structures
- Common border police and coast guard
- Common policy in justice and home affairs
- Common immigration and asylum policy
- Common development assistance policy

- Common Russia policy
- Common Ukraine policy
- Common Syria policy
- Common MENA policy
- Common China policy

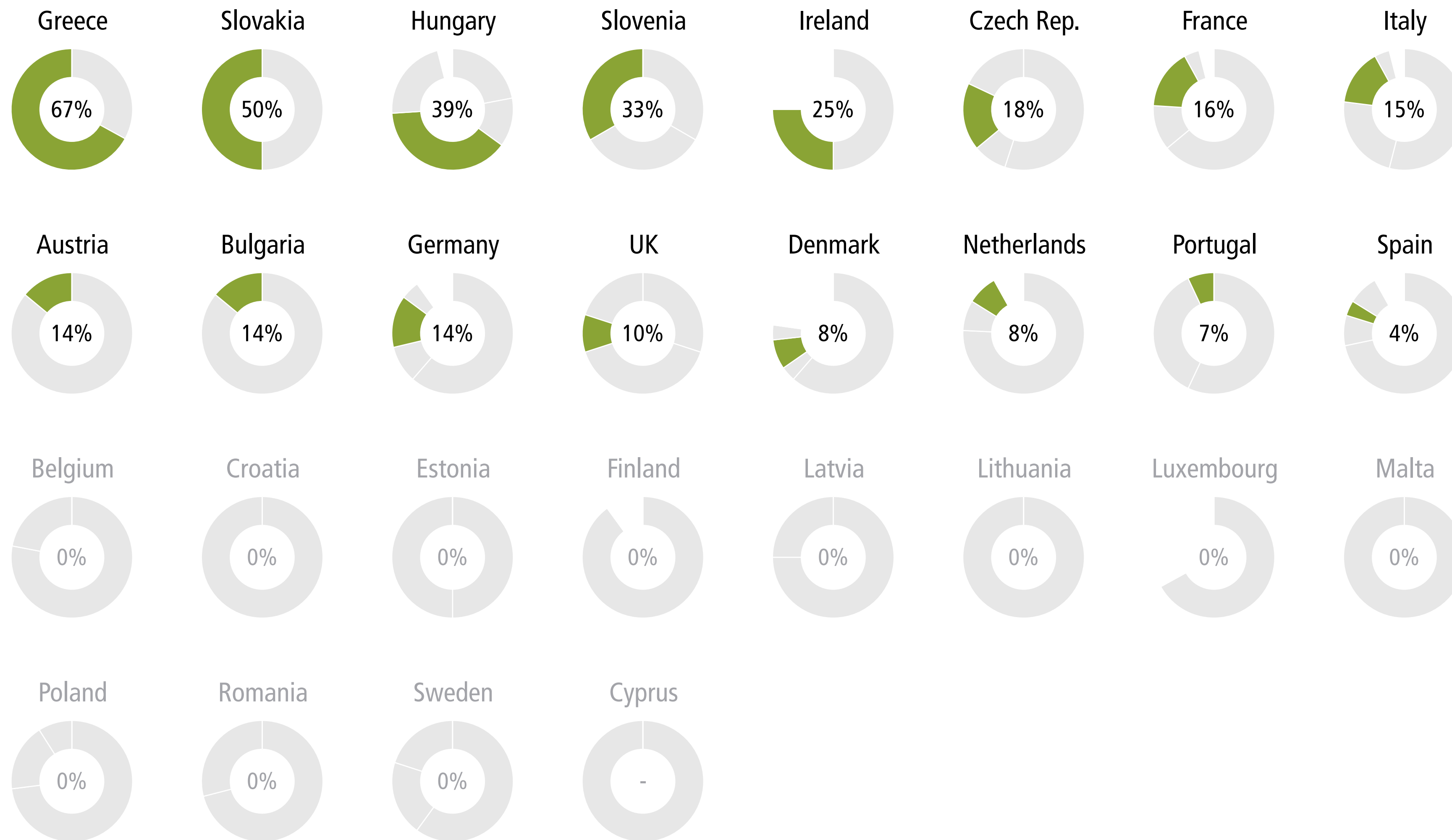
- Better governance for the eurozone
- Fully completed single market
- Common social policy
- Common energy policy**
- Single climate policy

Policies Overview

- Commitment to Deeper Integration
- Importance of Coalitions

**Preferred Actor Level**

Preferred Actor Level (Public View)



# Preferred Actor Level Common energy policy

Q16

“What actor level would your country prefer for the following list of policy projects?”

All four actor levels



All EU member states: 61% of votes



Legally bound core of member states: 15% of votes



Coalition of member states: 13% of votes



Only national level: 6% of votes

Countries Policies

All policies

- Integrated foreign and security policy
- Common defence structures
- Common border police and coast guard
- Common policy in justice and home affairs
- Common immigration and asylum policy
- Common development assistance policy
- Common Russia policy
- Common Ukraine policy
- Common Syria policy
- Common MENA policy
- Common China policy
- Better governance for the eurozone
- Fully completed single market
- Common social policy
- Common energy policy**
- Single climate policy

Policies Overview

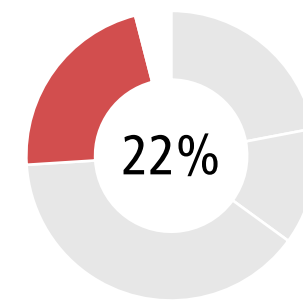
Commitment to Deeper Integration

Importance of Coalitions

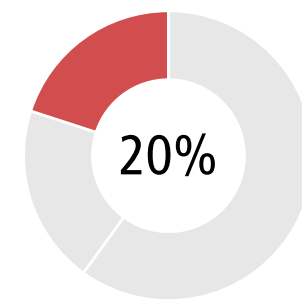
**Preferred Actor Level**

Preferred Actor Level (Public View)

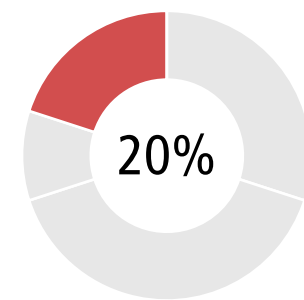
Hungary



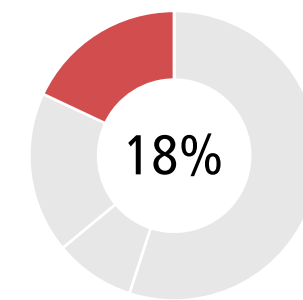
Sweden



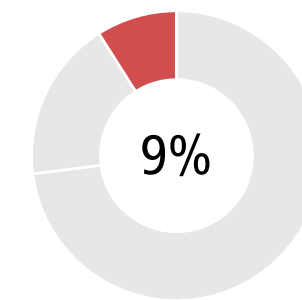
UK



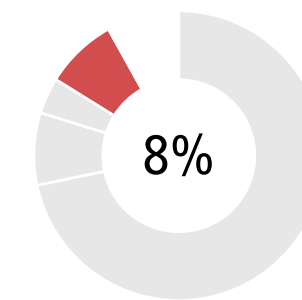
Czech Rep.



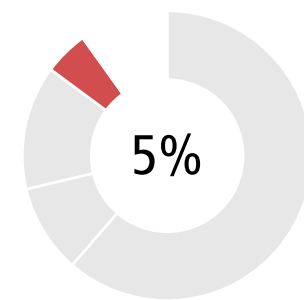
Poland



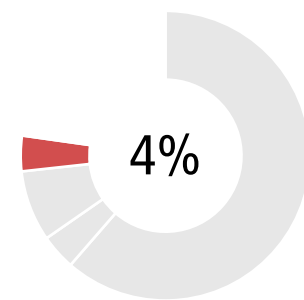
Spain



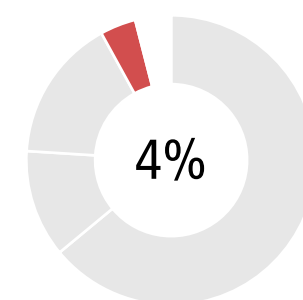
Germany



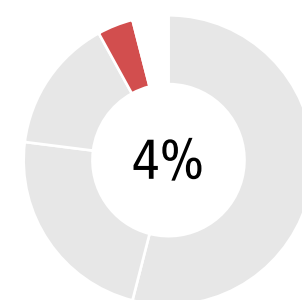
Denmark



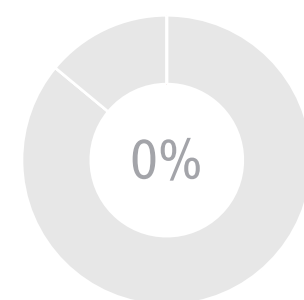
France



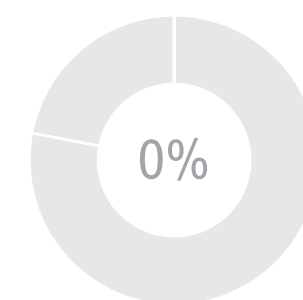
Italy



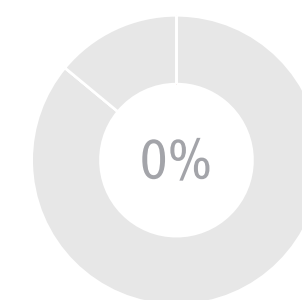
Austria



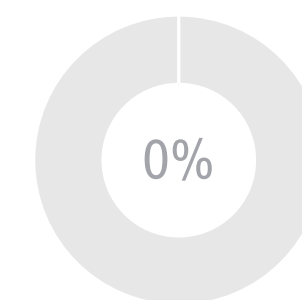
Belgium



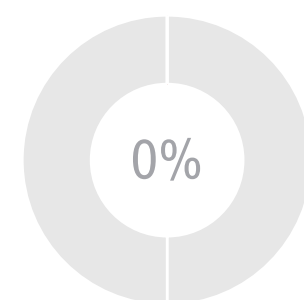
Bulgaria



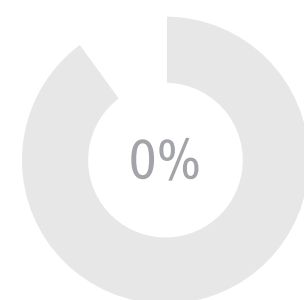
Croatia



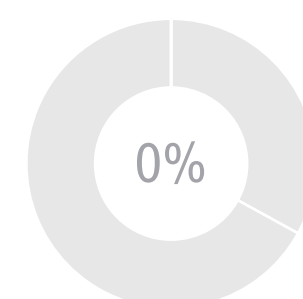
Estonia



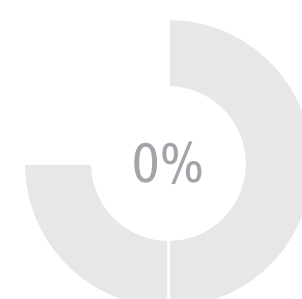
Finland



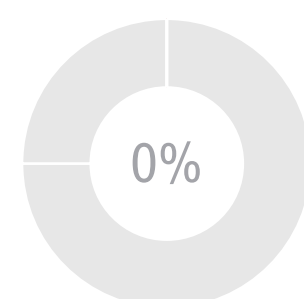
Greece



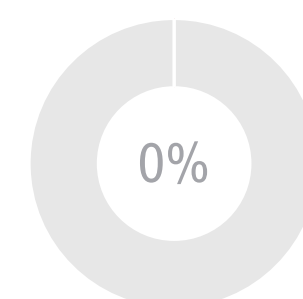
Ireland



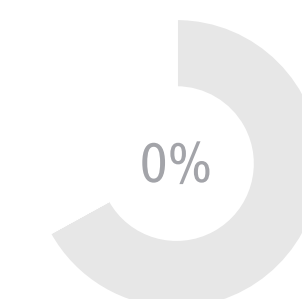
Latvia



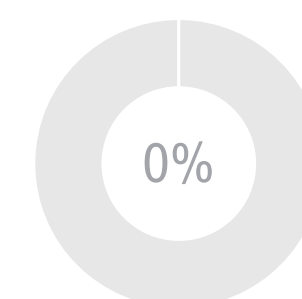
Lithuania



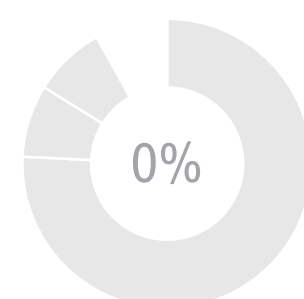
Luxembourg



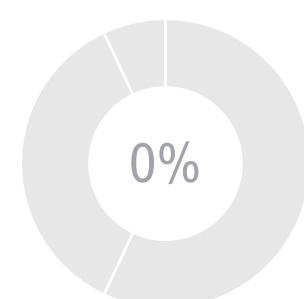
Malta



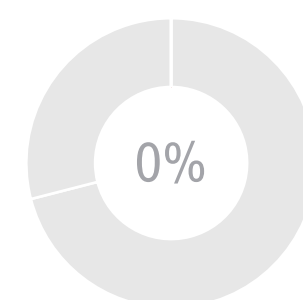
Netherlands



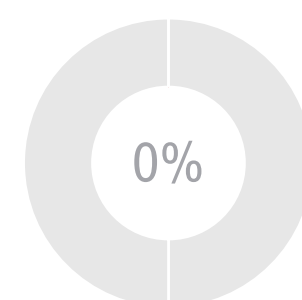
Portugal



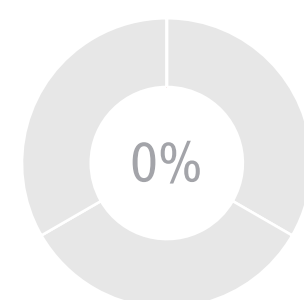
Romania



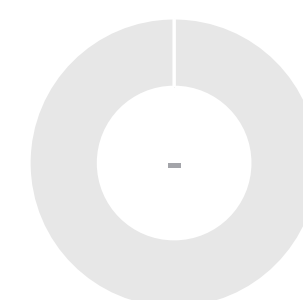
Slovakia



Slovenia



Cyprus

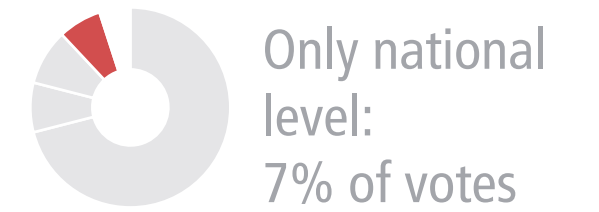
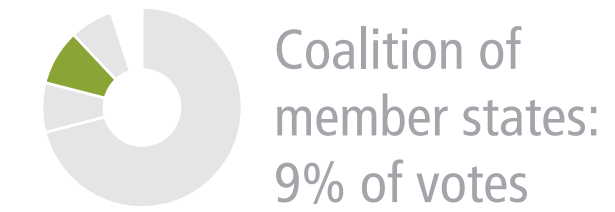
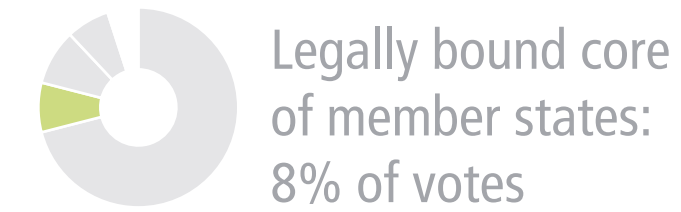
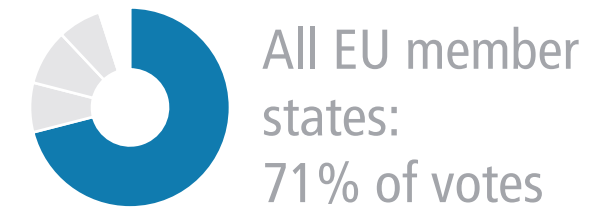


# Preferred Actor Level Common climate policy

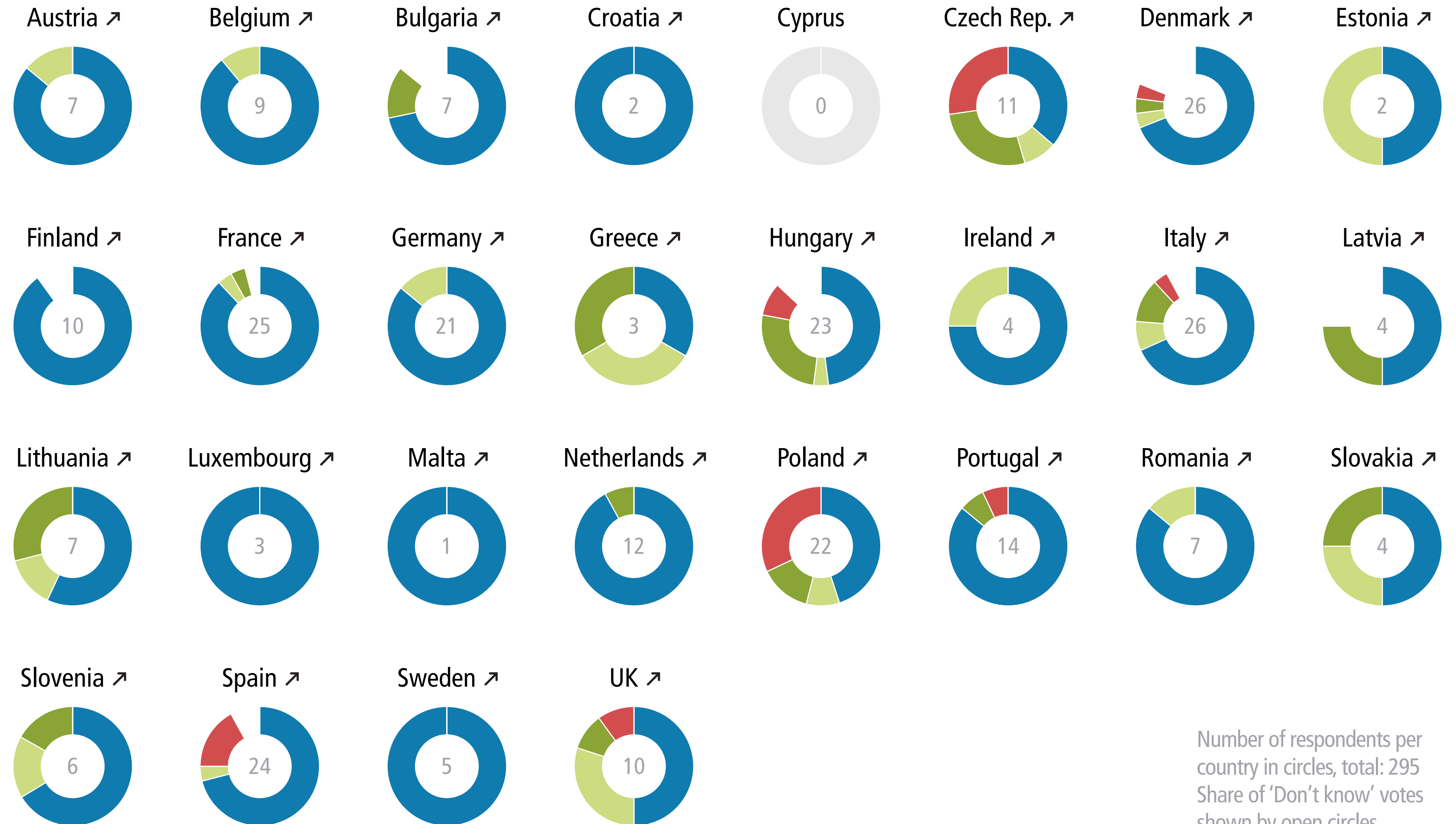
## Q16

“What actor level would your country prefer for the following list of policy projects?”

All four actor levels



Countries	Policies
All policies	Integrated foreign and security policy
	Common defence structures
	Common border police and coast guard
	Common policy in justice and home affairs
	Common immigration and asylum policy
	Common development assistance policy
	Common Russia policy
Common Ukraine policy	
Common Syria policy	Common MENA policy
	Common China policy
	Better governance for the eurozone
	Fully completed single market
	Common social policy
Common energy policy	Single climate policy
Policies Overview	
Commitment to Deeper Integration	
Importance of Coalitions	
Preferred Actor Level	
Preferred Actor Level (Public View)	



Number of respondents per country in circles, total: 295  
Share of 'Don't know' votes shown by open circles

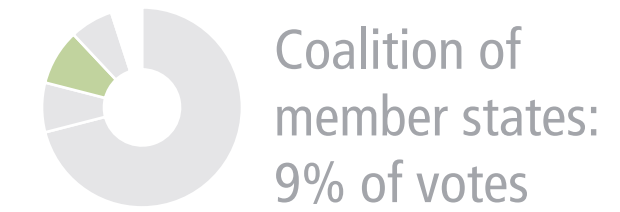
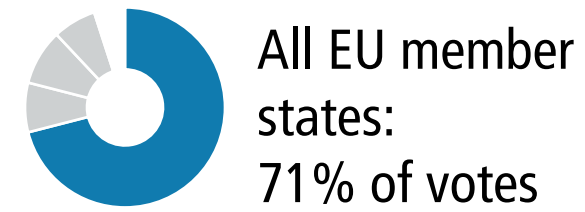


# Preferred Actor Level Common climate policy

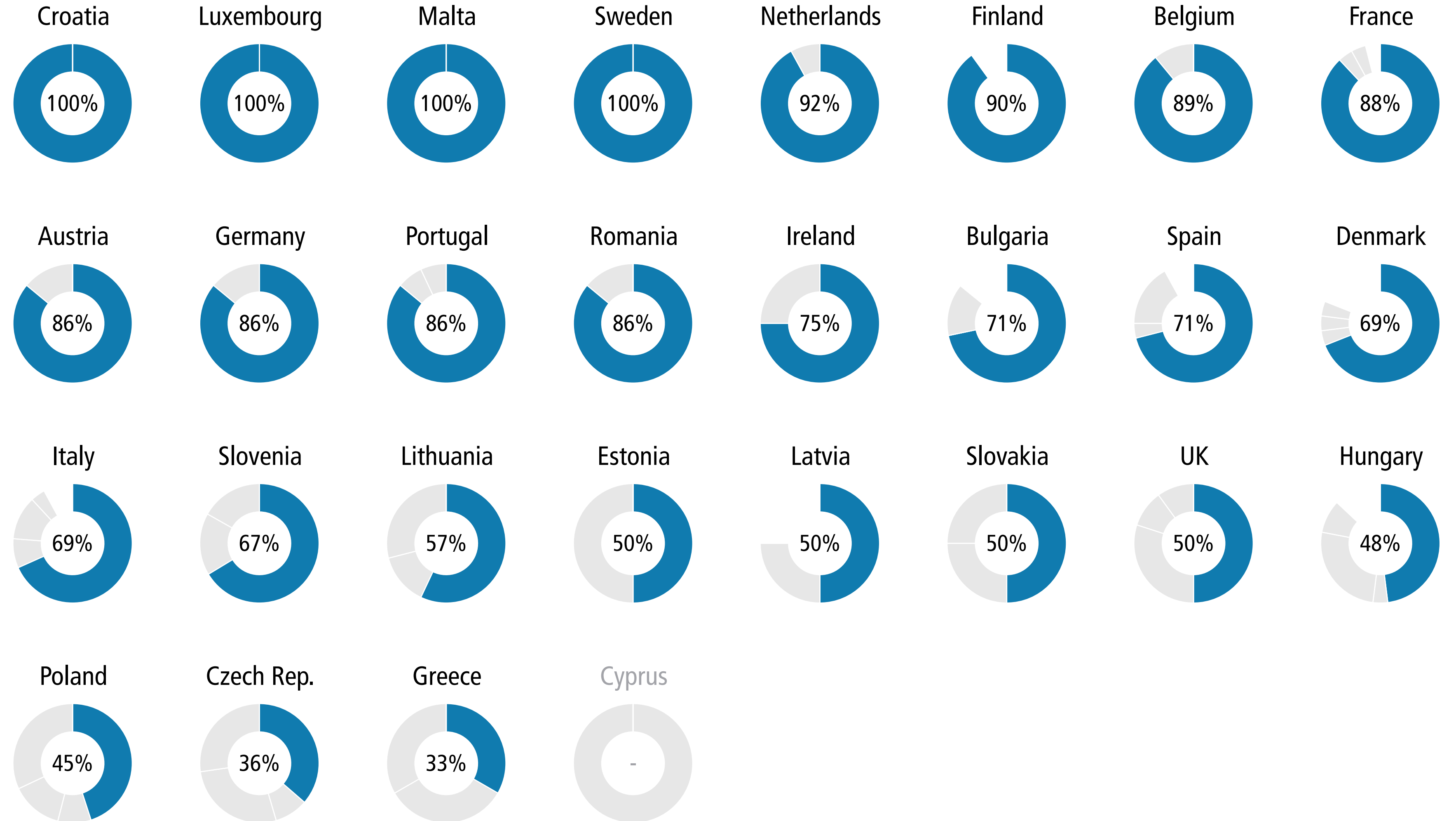
## Q16

“What actor level would your country prefer for the following list of policy projects?”

All four actor levels



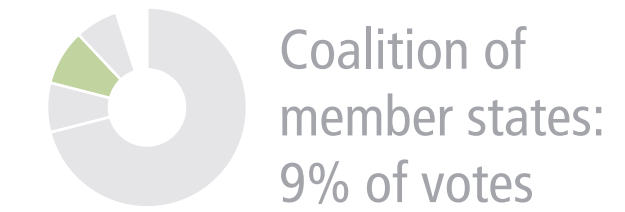
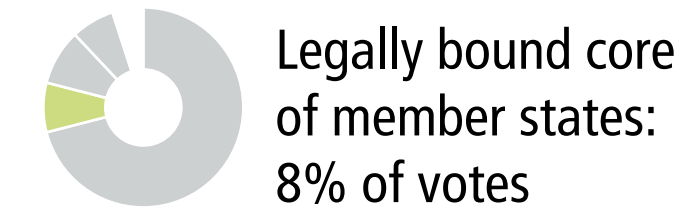

Countries	Policies
	All policies
	Integrated foreign and security policy
	Common defence structures
	Common border police and coast guard
	Common policy in justice and home affairs
	Common immigration and asylum policy
	Common development assistance policy
	Common Russia policy
	Common Ukraine policy
	Common Syria policy
	Common MENA policy
	Common China policy
	Better governance for the eurozone
	Fully completed single market
	Common social policy
	Common energy policy
	Single climate policy
	Policies Overview
	Commitment to Deeper Integration
	Importance of Coalitions
	Preferred Actor Level
	Preferred Actor Level (Public View)



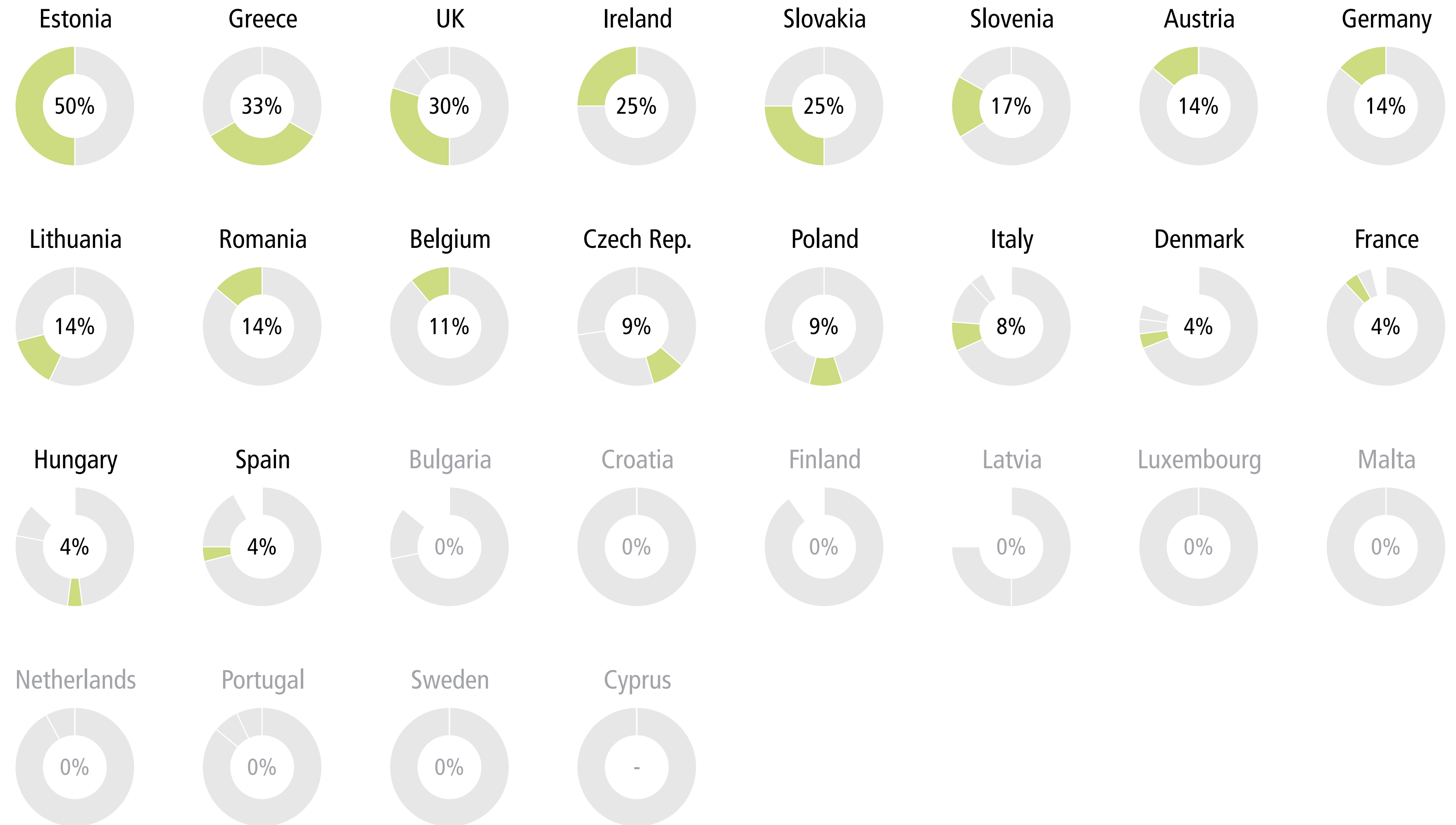
# Preferred Actor Level Common climate policy

**Q16** "What actor level would your country prefer for the following list of policy projects?"

All four actor levels



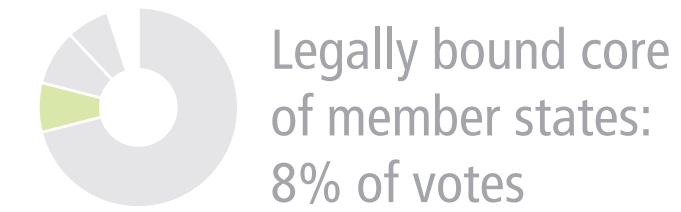

Countries	Policies
	All policies
	Integrated foreign and security policy
	Common defence structures
	Common border police and coast guard
	Common policy in justice and home affairs
	Common immigration and asylum policy
	Common development assistance policy
	Common Russia policy
	Common Ukraine policy
	Common Syria policy
	Common MENA policy
	Common China policy
	Better governance for the eurozone
	Fully completed single market
	Common social policy
	Common energy policy
	<b>Single climate policy</b>
	Policies Overview
	Commitment to Deeper Integration
	Importance of Coalitions
	<b>Preferred Actor Level</b>
	Preferred Actor Level (Public View)



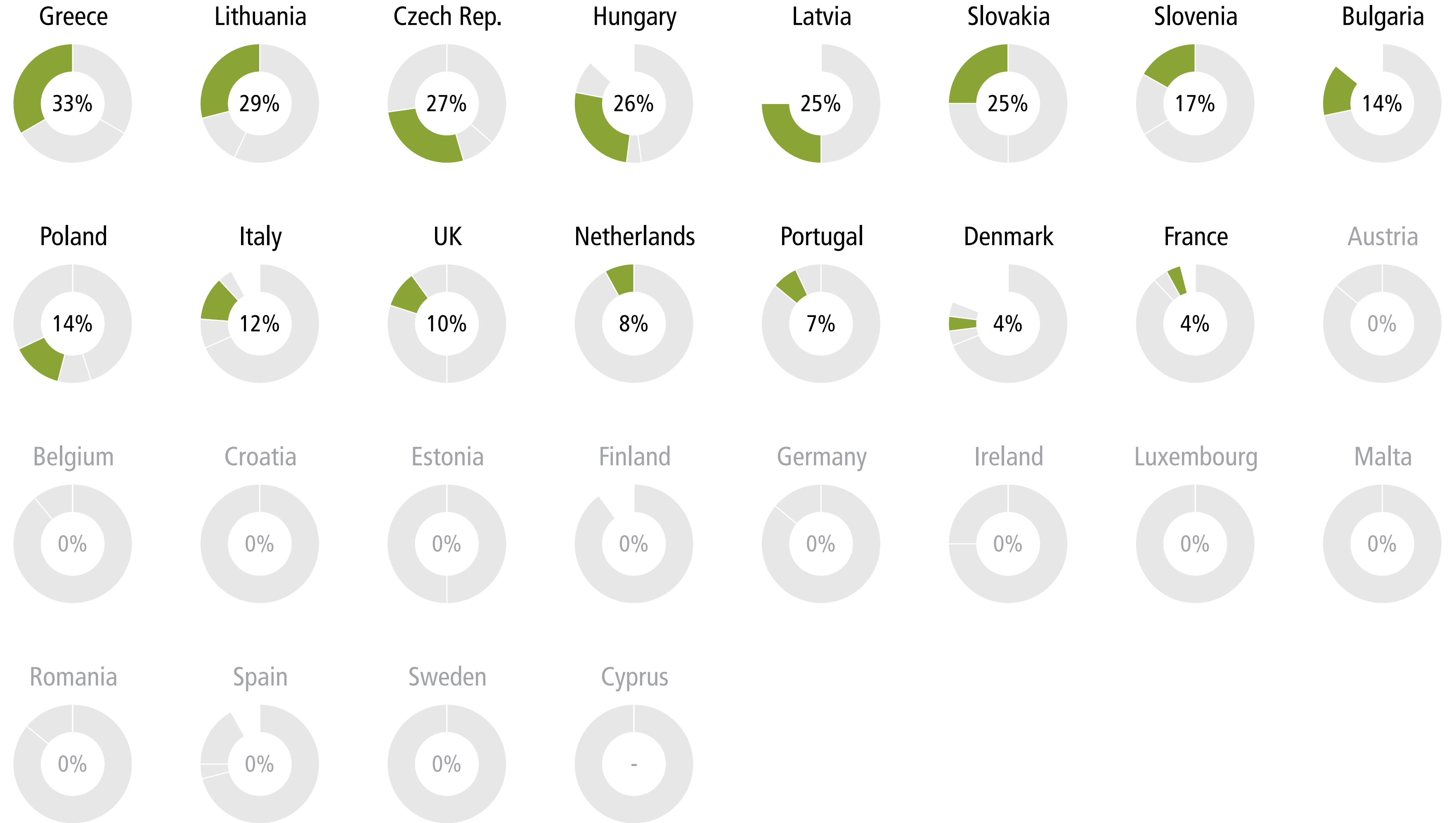
# Preferred Actor Level Common climate policy

**Q16** “What actor level would your country prefer for the following list of policy projects?”

All four actor levels



Countries	Policies
Greece Poland Belgium Romania	All policies
	Integrated foreign and security policy
	Common defence structures
	Common border police and coast guard
	Common policy in justice and home affairs
	Common immigration and asylum policy
	Common development assistance policy
	Common Russia policy
	Common Ukraine policy
	Common Syria policy
	Common MENA policy
	Common China policy
	Better governance for the eurozone
	Fully completed single market
	Common social policy
	Common energy policy
<b>Single climate policy</b>	



Policies Overview
Commitment to Deeper Integration
Importance of Coalitions
<b>Preferred Actor Level</b>
Preferred Actor Level (Public View)

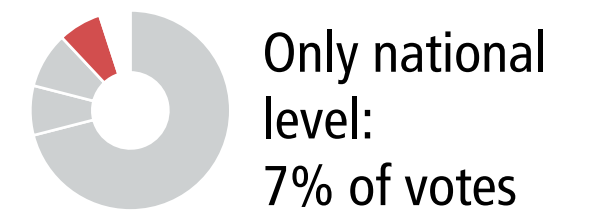
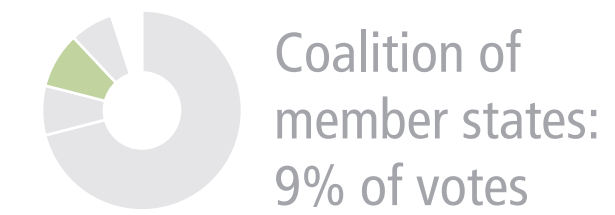
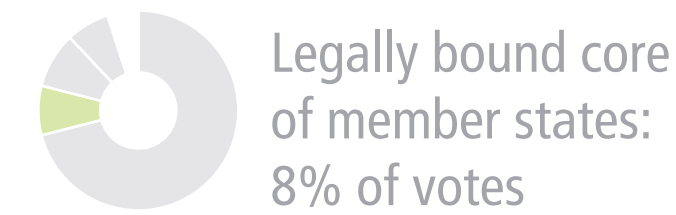
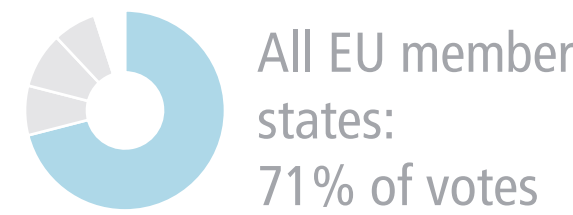


# Preferred Actor Level Common climate policy

## Q16

“What actor level would your country prefer for the following list of policy projects?”

All four actor levels



Countries Policies

All policies

Integrated foreign and security policy  
Common defence structures  
Common border police and coast guard  
Common policy in justice and home affairs  
Common immigration and asylum policy  
Common development assistance policy

Common Russia policy  
Common Ukraine policy  
Common Syria policy  
Common MENA policy  
Common China policy

Better governance for the eurozone  
Fully completed single market  
Common social policy  
Common energy policy


Single climate policy

Policies Overview

Commitment to Deeper Integration  
Importance of Coalitions

Preferred Actor Level

Preferred Actor Level (Public View)





# Preferred Actor Level (Public View) Votes total EU

Q17

“What actor level would your country prefer for the following list of policy projects?”



All EU member states:  
50% of votes



Legally bound core of member states:  
14% of votes



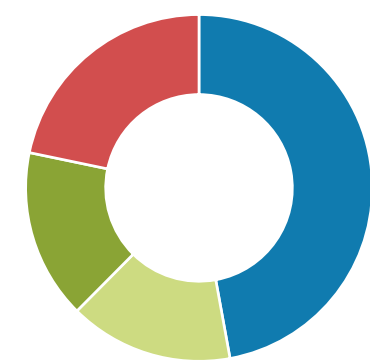
Coalition of member states:  
14% of votes



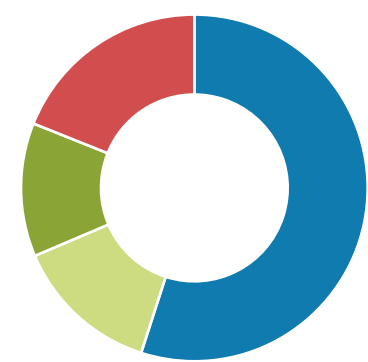
Only national level:  
22% of votes

Countries	Policies
EU	Affluent Seven
Big Six	Southern Seven
Founding Six	Visegrád Four
Austria	Italy
Belgium	Latvia
Bulgaria	Lithuania
Croatia	Luxembourg
Cyprus	Malta
Czech Rep.	Netherlands
Denmark	Poland
Estonia	Portugal
Finland	Romania
France	Slovakia
Germany	Slovenia
Greece	Spain
Hungary	Sweden
Ireland	UK

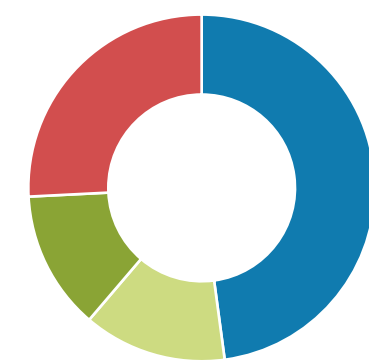
Integrated foreign and security policy ↗




Common defense structures ↗



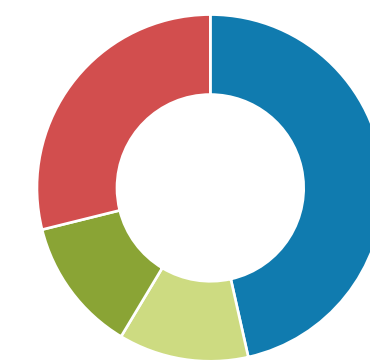
Common border police and coast guard ↗



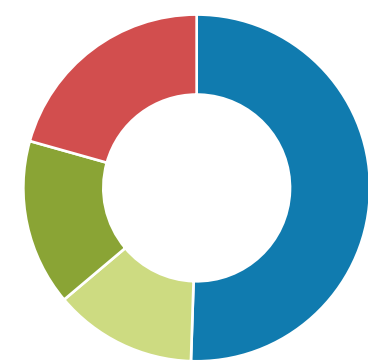
Common policy in justice & home affairs



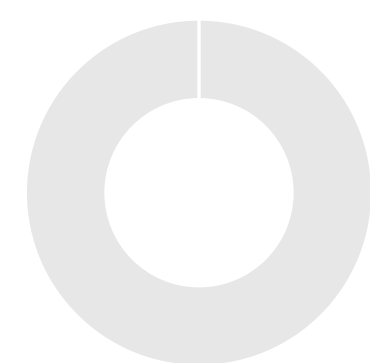
Common immigration and asylum policy ↗



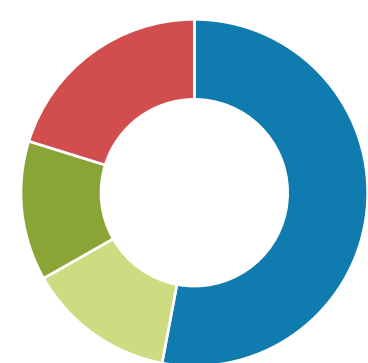
Common development assistance p. ↗



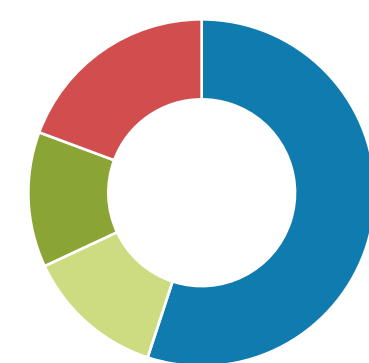
Common Russia policy



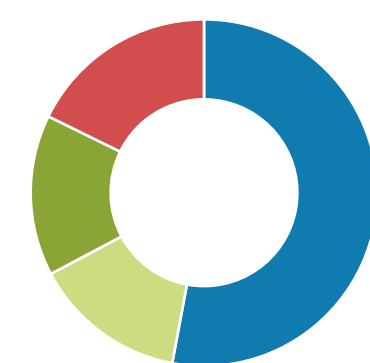
Common Ukraine policy ↗



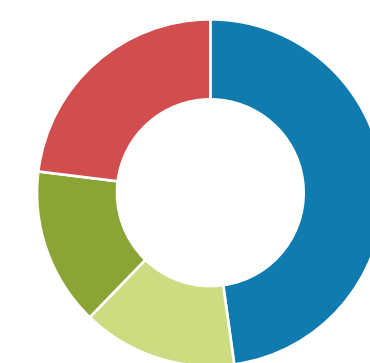
Common Syria policy ↗



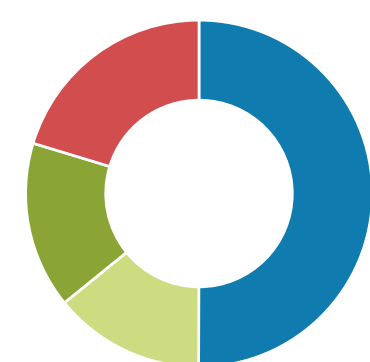
Common MENA policy ↗



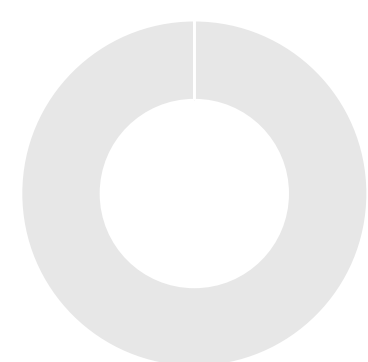
Common China policy ↗



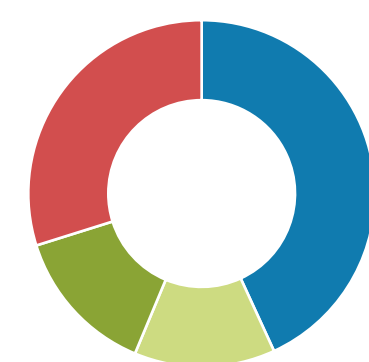
Better governance for the eurozone ↗



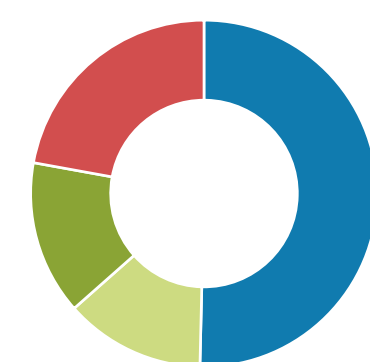
Fully completed single market



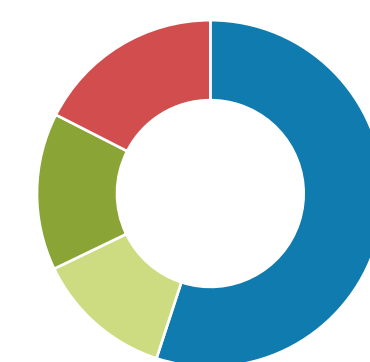
Common social policy ↗



Common energy policy ↗



Single climate policy ↗



- Policies Overview
- Commitment to Deeper Integration
- Importance of Coalitions
- Preferred Actor Level
- Preferred Actor Level (Public View)**

Number of respondents: 11,283

# Preferred Actor Level (Public View) Votes by Big Six

Q17

“What actor level would your country prefer for the following list of policy projects?”



All EU member states:  
50% of votes



Legally bound core of member states:  
14% of votes




Coalition of member states:  
14% of votes



Only national level:  
22% of votes

Countries	Policies
EU	Affluent Seven
Big Six	Southern Seven
Founding Six	Visegrád Four
Austria	Italy
Belgium	Latvia
Bulgaria	Lithuania
Croatia	Luxembourg
Cyprus	Malta
Czech Rep.	Netherlands
Denmark	Poland
Estonia	Portugal
Finland	Romania
France	Slovakia
Germany	Slovenia
Greece	Spain
Hungary	Sweden
Ireland	UK



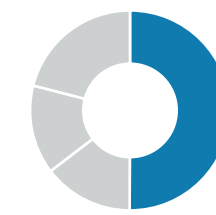
Number of respondents: 8,081

- Policies Overview
- Commitment to Deeper Integration
- Importance of Coalitions
- Preferred Actor Level
- Preferred Actor Level (Public View)**

# Preferred Actor Level (Public View) Votes by Founding Six

Q17

“What actor level would your country prefer for the following list of policy projects?”



All EU member states:  
50% of votes



Legally bound core of member states:  
15% of votes




Coalition of member states:  
14% of votes



Only national level:  
21% of votes

Countries	Policies
EU	Affluent Seven
Big Six	Southern Seven
Founding Six	Visegrád Four
Austria	Italy
Belgium	Latvia
Bulgaria	Lithuania
Croatia	Luxembourg
Cyprus	Malta
Czech Rep.	Netherlands
Denmark	Poland
Estonia	Portugal
Finland	Romania
France	Slovakia
Germany	Slovenia
Greece	Spain
Hungary	Sweden
Ireland	UK



Number of respondents: 5,198

- Policies Overview
- Commitment to Deeper Integration
- Importance of Coalitions
- Preferred Actor Level
- Preferred Actor Level (Public View)**

# Preferred Actor Level (Public View) Votes by Affluent Seven

Q17

“What actor level would your country prefer for the following list of policy projects?”



All EU member states:  
44% of votes



Legally bound core of member states:  
15% of votes




Coalition of member states:  
17% of votes



Only national level:  
24% of votes

Countries	Policies
EU	Affluent Seven
Big Six	Southern Seven
Founding Six	Visegrád Four
Austria	Italy
Belgium	Latvia
Bulgaria	Lithuania
Croatia	Luxembourg
Cyprus	Malta
Czech Rep.	Netherlands
Denmark	Poland
Estonia	Portugal
Finland	Romania
France	Slovakia
Germany	Slovenia
Greece	Spain
Hungary	Sweden
Ireland	UK



Number of respondents: 1,189

- Policies Overview
- Commitment to Deeper Integration
- Importance of Coalitions
- Preferred Actor Level
- Preferred Actor Level (Public View)**

# Preferred Actor Level (Public View) Votes by Southern Seven

Q17

“What actor level would your country prefer for the following list of policy projects?”



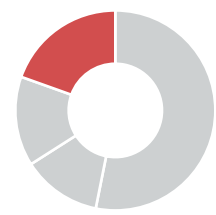
All EU member states:  
53% of votes



Legally bound core of member states:  
13% of votes




Coalition of member states:  
14% of votes



Only national level:  
20% of votes

Countries	Policies
EU	Affluent Seven
Big Six	<b>Southern Seven</b>
Founding Six	Visegrád Four
Austria	Italy
Belgium	Latvia
Bulgaria	Lithuania
Croatia	Luxembourg
Cyprus	Malta
Czech Rep.	Netherlands
Denmark	Poland
Estonia	Portugal
Finland	Romania
France	Slovakia
Germany	Slovenia
Greece	Spain
Hungary	Sweden
Ireland	UK

[Policies Overview](#)  
[Commitment to Deeper Integration](#)  
[Importance of Coalitions](#)  
[Preferred Actor Level](#)  
**[Preferred Actor Level \(Public View\)](#)**

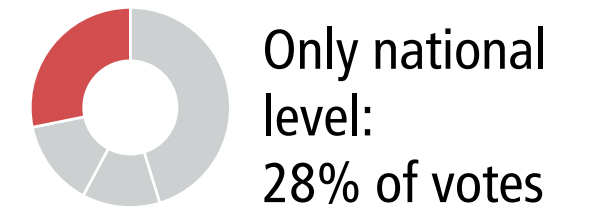
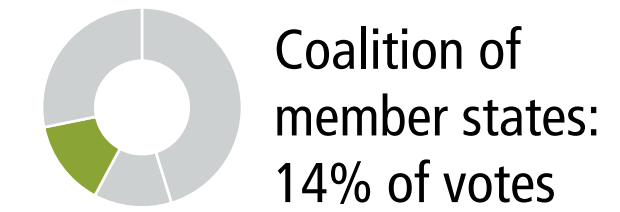
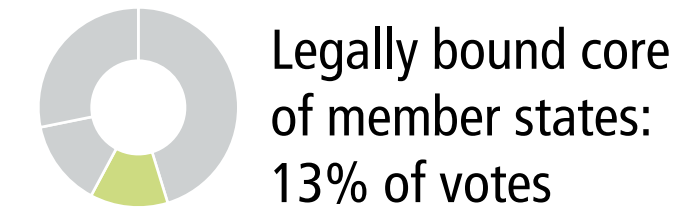
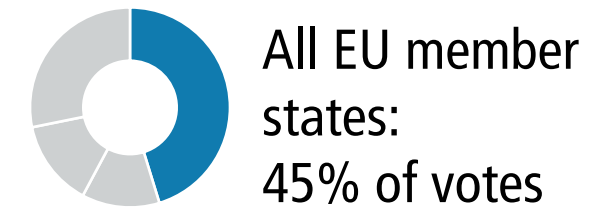


Number of respondents: 4,208

# Preferred Actor Level (Public View) Votes by Visegrád Four

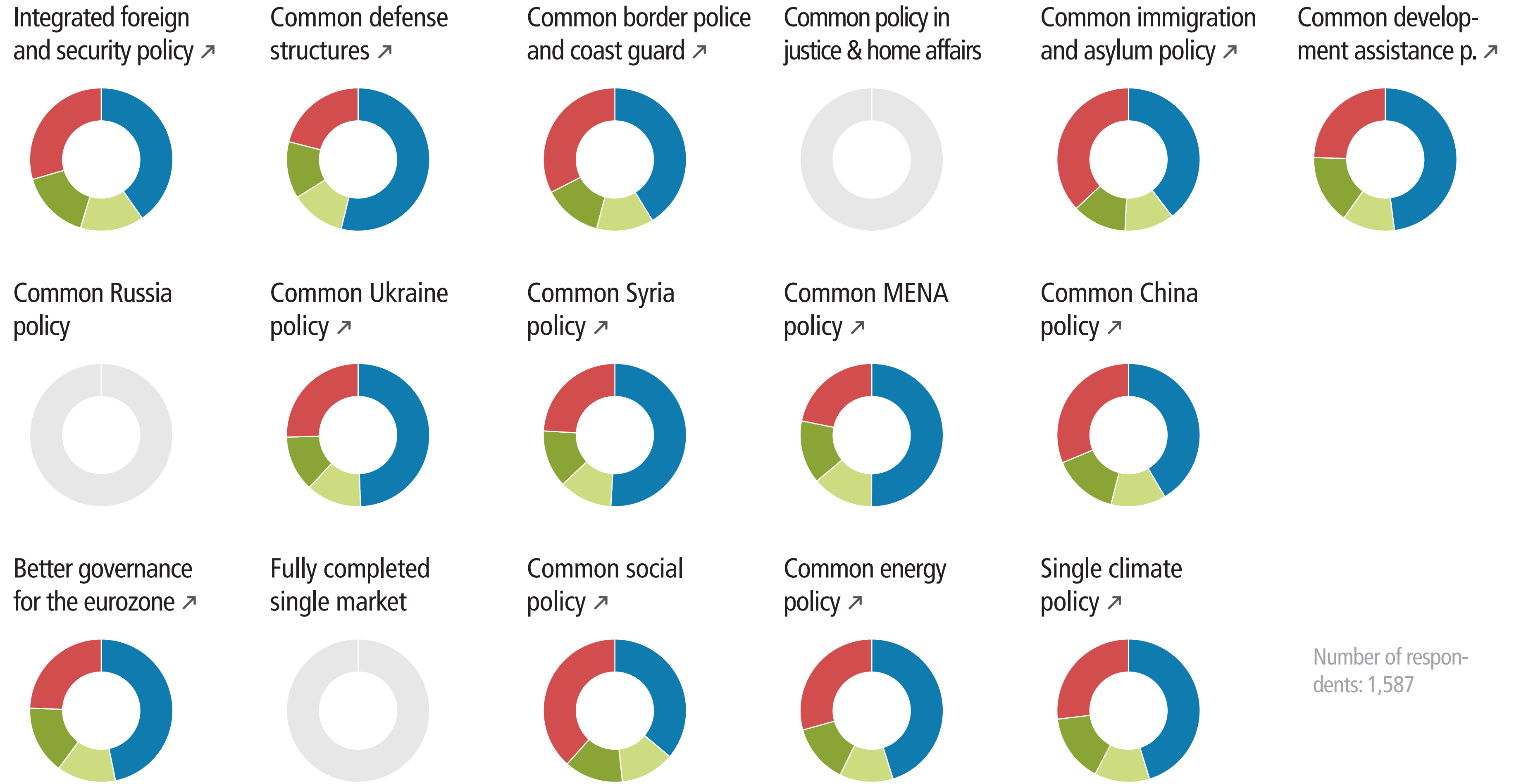
Q17

“What actor level would your country prefer for the following list of policy projects?”



Countries	Policies
EU	Affluent Seven
Big Six	Southern Seven
Founding Six	<b>Visegrád Four</b>
Austria	Italy
Belgium	Latvia
Bulgaria	Lithuania
Croatia	Luxembourg
Cyprus	Malta
Czech Rep.	Netherlands
Denmark	Poland
Estonia	Portugal
Finland	Romania
France	Slovakia
Germany	Slovenia
Greece	Spain
Hungary	Sweden
Ireland	UK

Policies Overview  
 Commitment to Deeper Integration  
 Importance of Coalitions  
 Preferred Actor Level  
**Preferred Actor Level (Public View)**

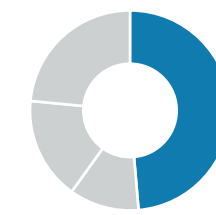


Number of respondents: 1,587

# Preferred Actor Level (Public View) Votes by Austria

Q17

“What actor level would your country prefer for the following list of policy projects?”



All EU member states:  
49% of votes



Legally bound core of member states:  
11% of votes

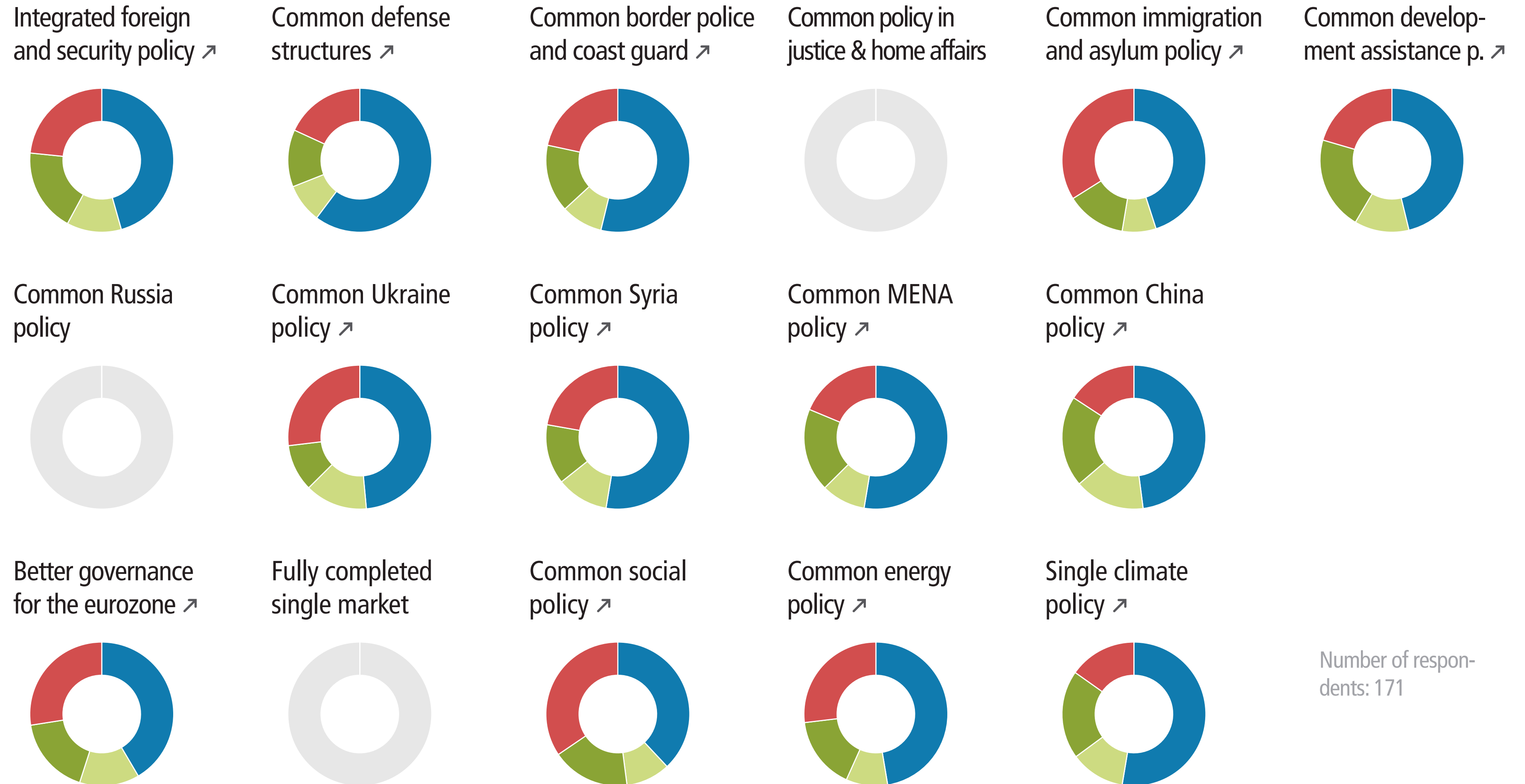


Coalition of member states:  
17% of votes



Only national level:  
23% of votes

Countries	Policies
EU	Affluent Seven
Big Six	Southern Seven
Founding Six	Visegrád Four
<b>Austria</b>	Italy
Belgium	Latvia
Bulgaria	Lithuania
Croatia	Luxembourg
Cyprus	Malta
Czech Rep.	Netherlands
Denmark	Poland
Estonia	Portugal
Finland	Romania
France	Slovakia
Germany	Slovenia
Greece	Spain
Hungary	Sweden
Ireland	UK



Number of respondents: 171

- Policies Overview
- Commitment to Deeper Integration
- Importance of Coalitions
- Preferred Actor Level
- Preferred Actor Level (Public View)**

# Preferred Actor Level (Public View) Votes by Belgium

Q17

“What actor level would your country prefer for the following list of policy projects?”



All EU member states:  
43% of votes



Legally bound core of member states:  
19% of votes



Coalition of member states:  
19% of votes



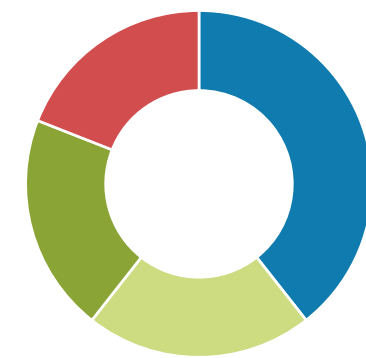
Only national level:  
19% of votes

Countries	Policies
EU	Affluent Seven
Big Six	Southern Seven
Founding Six	Visegrád Four
Austria	Italy
<b>Belgium</b>	Latvia
Bulgaria	Lithuania
Croatia	Luxembourg
Cyprus	Malta
Czech Rep.	Netherlands
Denmark	Poland
Estonia	Portugal
Finland	Romania
France	Slovakia
Germany	Slovenia
Greece	Spain
Hungary	Sweden
Ireland	UK

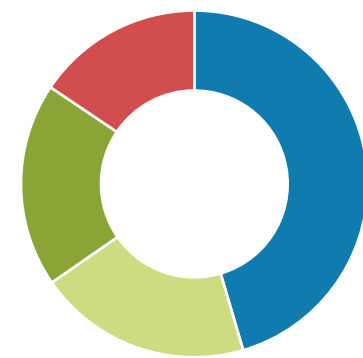
  

Policies Overview
Commitment to Deeper Integration
Importance of Coalitions
Preferred Actor Level
<b>Preferred Actor Level (Public View)</b>

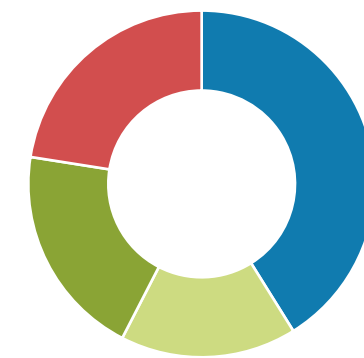
Integrated foreign and security policy ↗




Common defense structures ↗



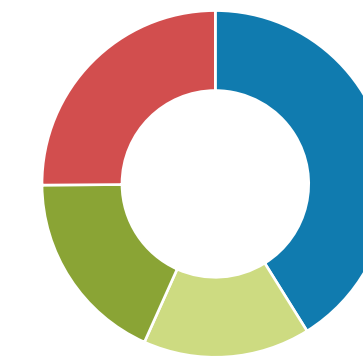
Common border police and coast guard ↗



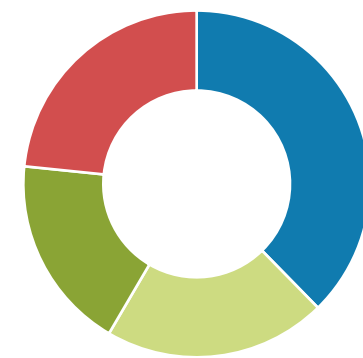
Common policy in justice & home affairs



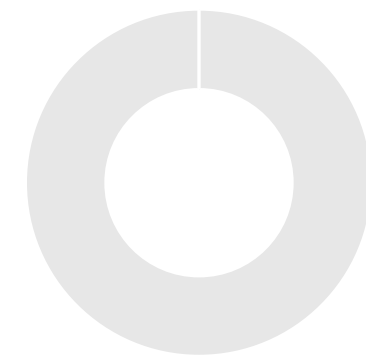
Common immigration and asylum policy ↗



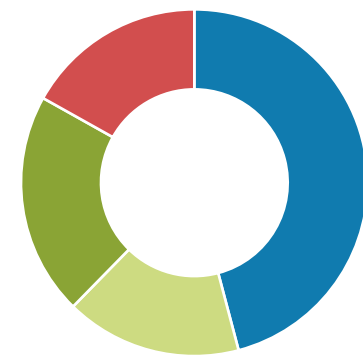
Common development assistance p. ↗



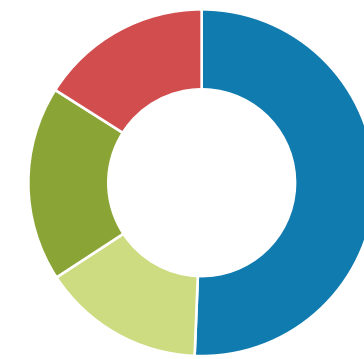
Common Russia policy



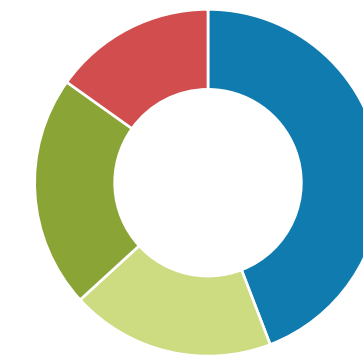
Common Ukraine policy ↗



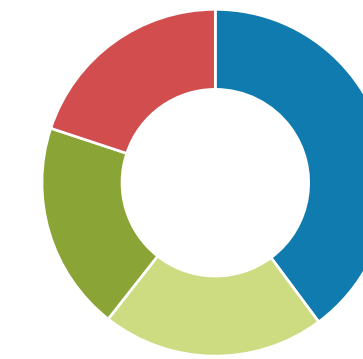
Common Syria policy ↗



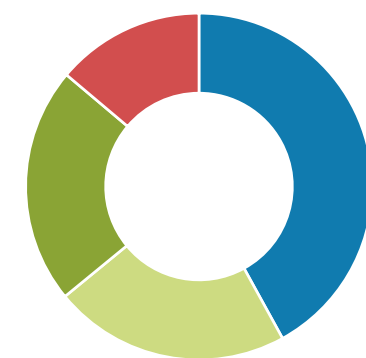
Common MENA policy ↗



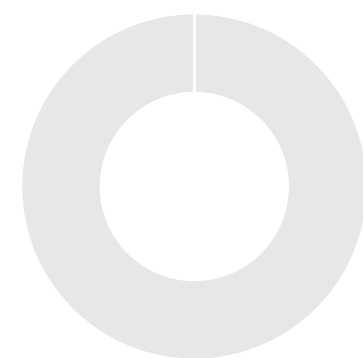
Common China policy ↗



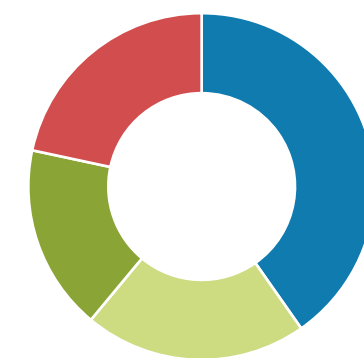
Better governance for the eurozone ↗



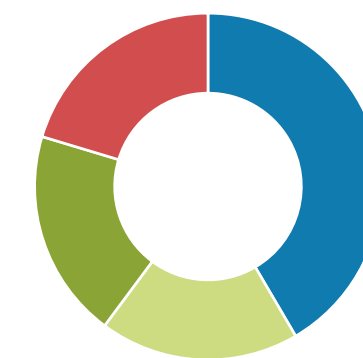
Fully completed single market



Common social policy ↗



Common energy policy ↗



Single climate policy ↗



Number of respondents: 231



Belgium



Design

Findings

Chapters

Preferences

Influence

Partners

**Policies**

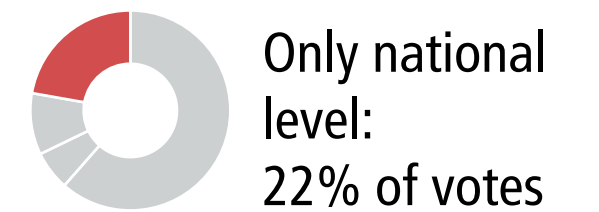
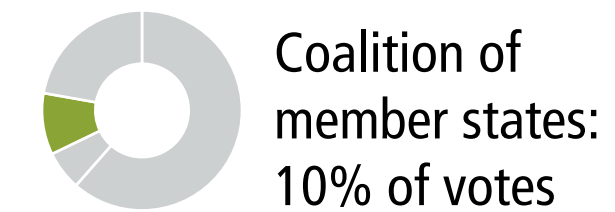
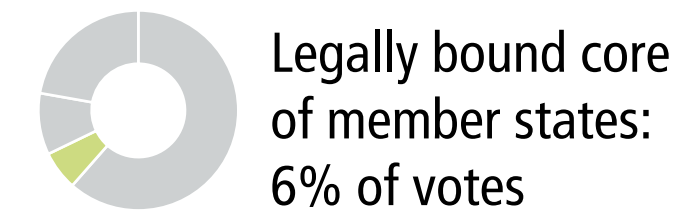
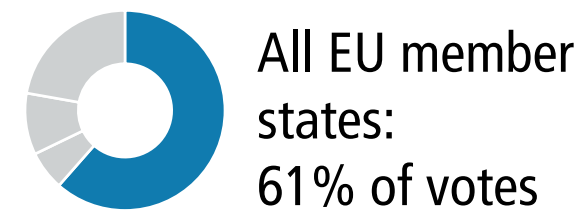
ecfr.eu/eucoalitionexplorer



# Preferred Actor Level (Public View) Votes by Bulgaria

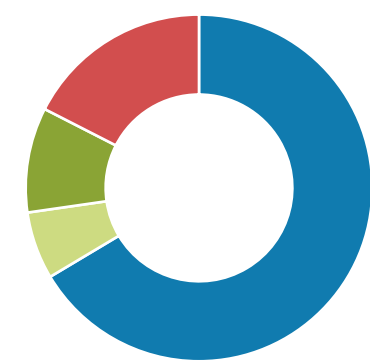
Q17

“What actor level would your country prefer for the following list of policy projects?”

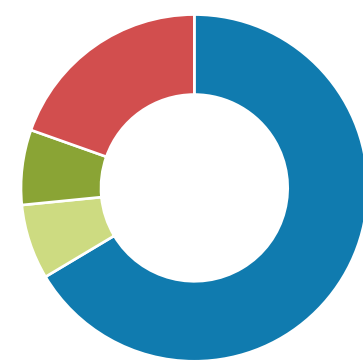


Countries	Policies
EU	Affluent Seven
Big Six	Southern Seven
Founding Six	Visegrád Four
Austria	Italy
Belgium	Latvia
<b>Bulgaria</b>	Lithuania
Croatia	Luxembourg
Cyprus	Malta
Czech Rep.	Netherlands
Denmark	Poland
Estonia	Portugal
Finland	Romania
France	Slovakia
Germany	Slovenia
Greece	Spain
Hungary	Sweden
Ireland	UK

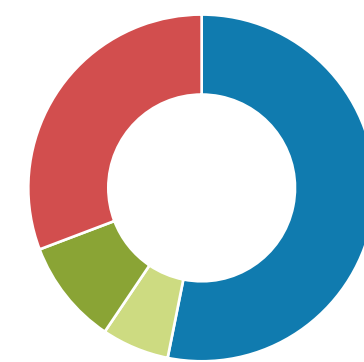
Integrated foreign and security policy ↗




Common defense structures ↗



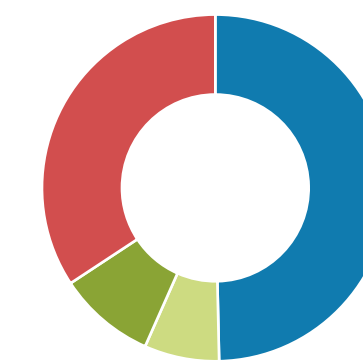
Common border police and coast guard ↗



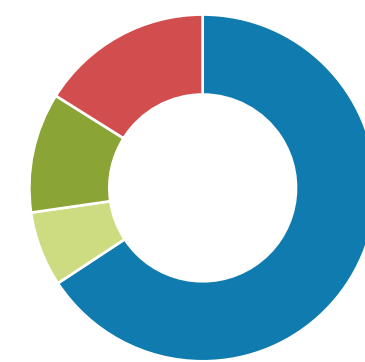
Common policy in justice & home affairs



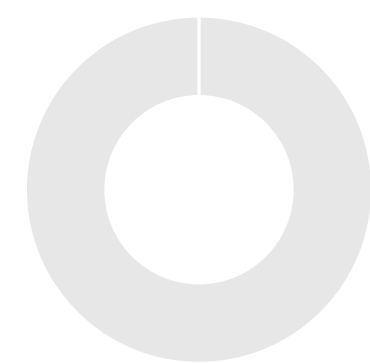
Common immigration and asylum policy ↗



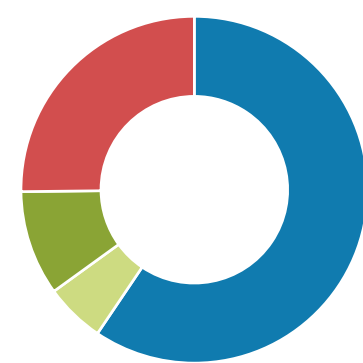
Common development assistance p. ↗



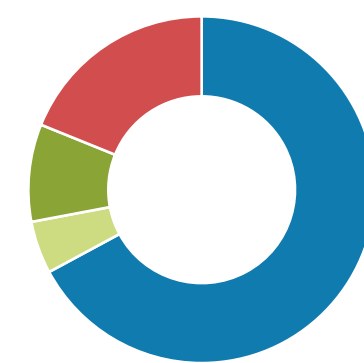
Common Russia policy



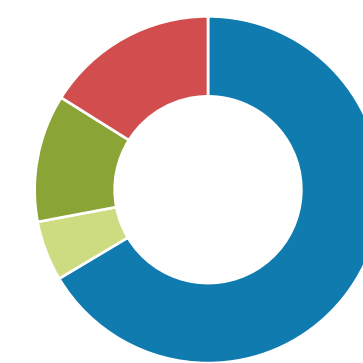
Common Ukraine policy ↗



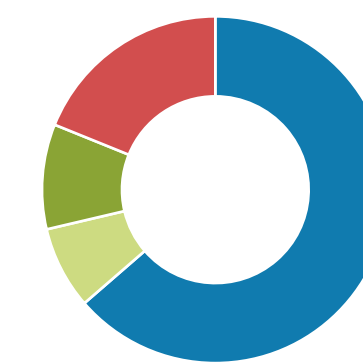
Common Syria policy ↗



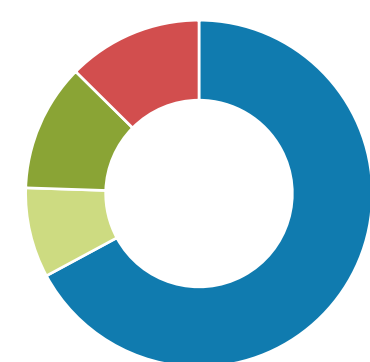
Common MENA policy ↗



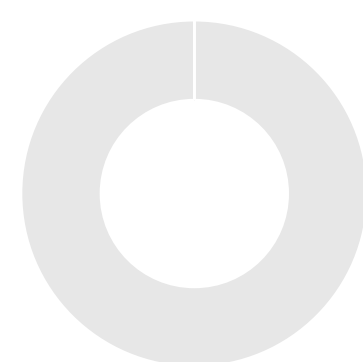
Common China policy ↗



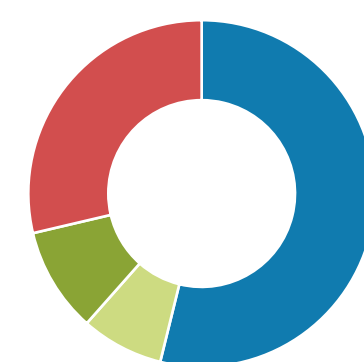
Better governance for the eurozone ↗



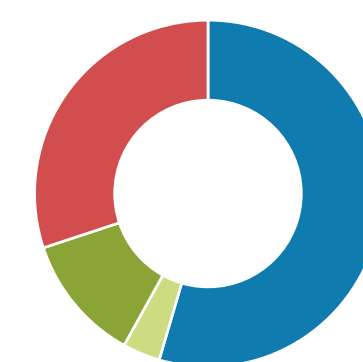
Fully completed single market



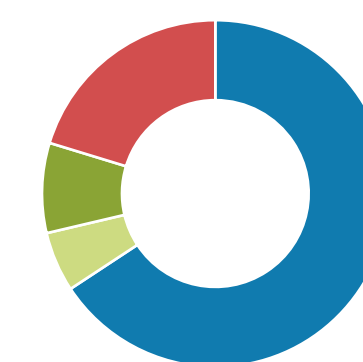
Common social policy ↗



Common energy policy ↗



Single climate policy ↗



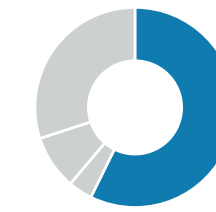
- Policies Overview
- Commitment to Deeper Integration
- Importance of Coalitions
- Preferred Actor Level
- Preferred Actor Level (Public View)**

Number of respondents: 143

# Preferred Actor Level (Public View) Votes by Croatia

Q17

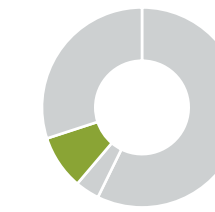
“What actor level would your country prefer for the following list of policy projects?”



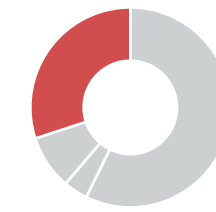
All EU member states:  
57% of votes



Legally bound core of member states:  
4% of votes



Coalition of member states:  
9% of votes



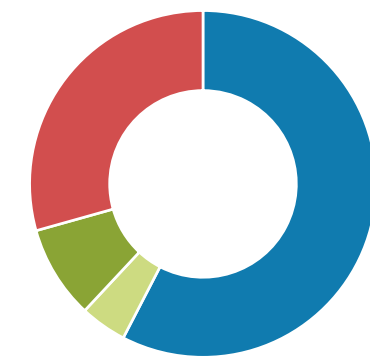
Only national level:  
30% of votes

Countries	Policies
EU	Affluent Seven
Big Six	Southern Seven
Founding Six	Visegrád Four
Austria	Italy
Belgium	Latvia
Bulgaria	Lithuania
<b>Croatia</b>	Luxembourg
Cyprus	Malta
Czech Rep.	Netherlands
Denmark	Poland
Estonia	Portugal
Finland	Romania
France	Slovakia
Germany	Slovenia
Greece	Spain
Hungary	Sweden
Ireland	UK

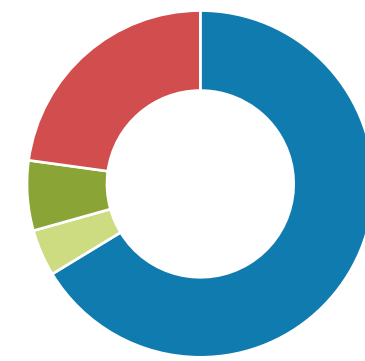
  

Policies Overview
Commitment to Deeper Integration
Importance of Coalitions
Preferred Actor Level
<b>Preferred Actor Level (Public View)</b>

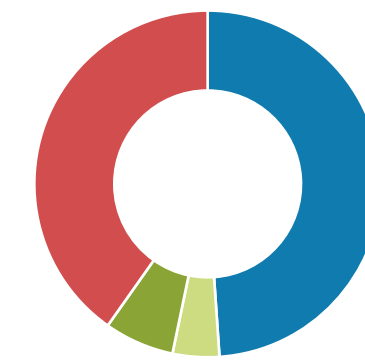
Integrated foreign and security policy ↗




Common defense structures ↗



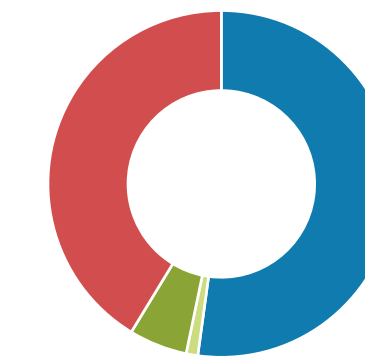
Common border police and coast guard ↗



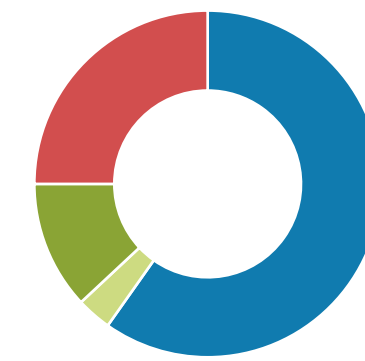
Common policy in justice & home affairs




Common immigration and asylum policy ↗



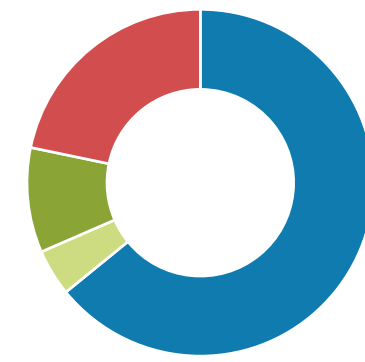
Common development assistance p. ↗



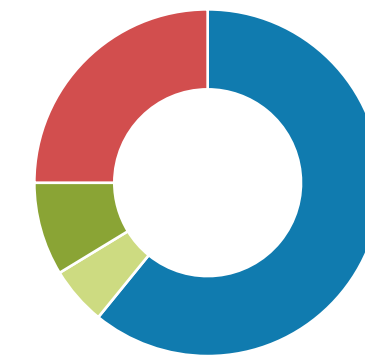
Common Russia policy



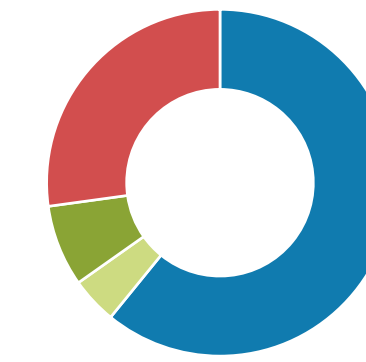
Common Ukraine policy ↗



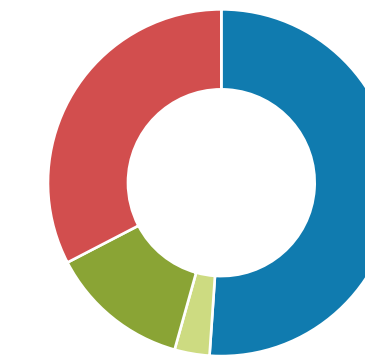
Common Syria policy ↗



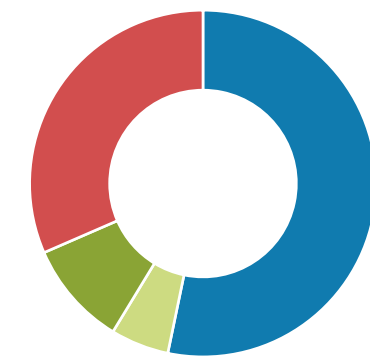
Common MENA policy ↗




Common China policy ↗



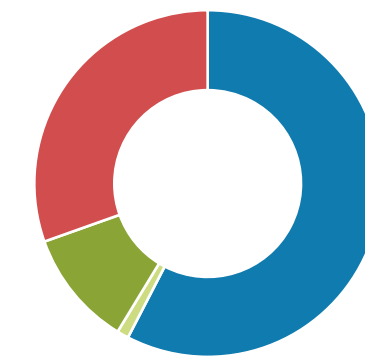
Better governance for the eurozone ↗



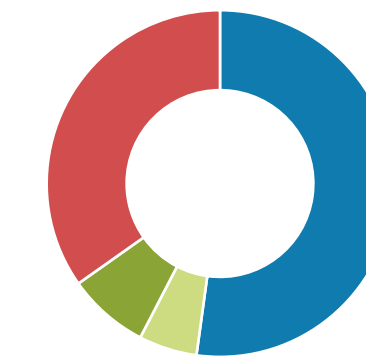
Fully completed single market



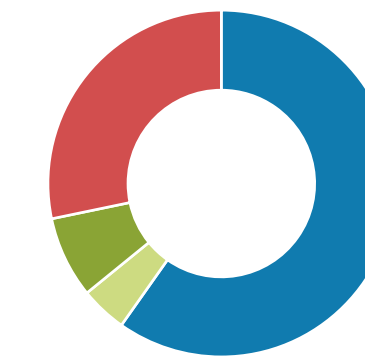
Common social policy ↗



Common energy policy ↗



Single climate policy ↗

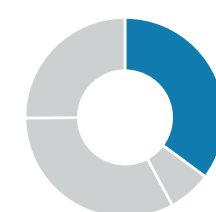


Number of respondents: 92

# Preferred Actor Level (Public View) Votes by Cyprus

Q17

“What actor level would your country prefer for the following list of policy projects?”



All EU member states:  
35% of votes



Legally bound core of member states:  
7% of votes



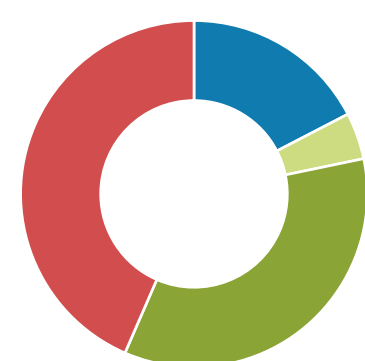
Coalition of member states:  
33% of votes



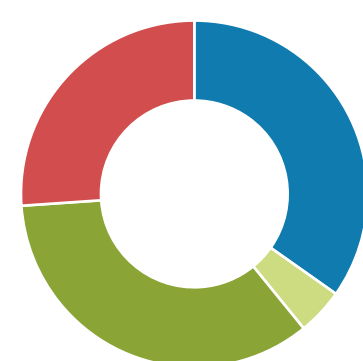
Only national level:  
25% of votes

Countries	Policies
EU	Affluent Seven
Big Six	Southern Seven
Founding Six	Visegrád Four
Austria	Italy
Belgium	Latvia
Bulgaria	Lithuania
Croatia	Luxembourg
Cyprus	Malta
Czech Rep.	Netherlands
Denmark	Poland
Estonia	Portugal
Finland	Romania
France	Slovakia
Germany	Slovenia
Greece	Spain
Hungary	Sweden
Ireland	UK

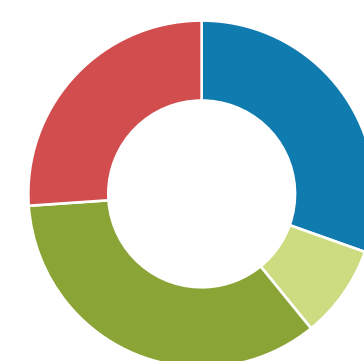
Integrated foreign and security policy ↗



Common defense structures ↗



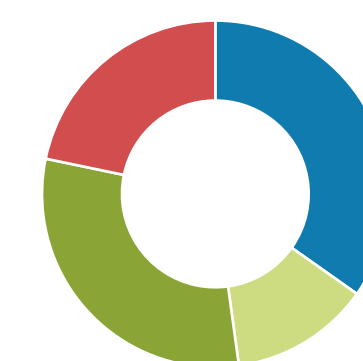
Common border police and coast guard ↗



Common policy in justice & home affairs



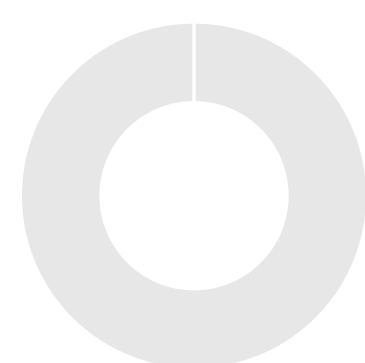
Common immigration and asylum policy ↗



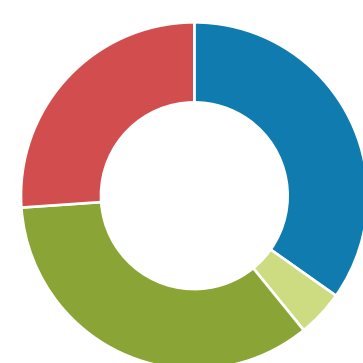
Common development assistance p. ↗



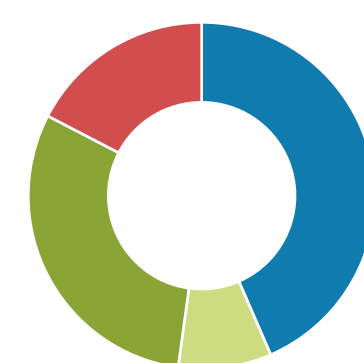
Common Russia policy



Common Ukraine policy ↗



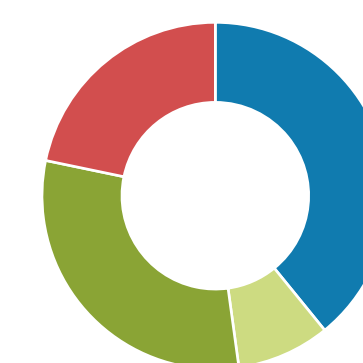
Common Syria policy ↗



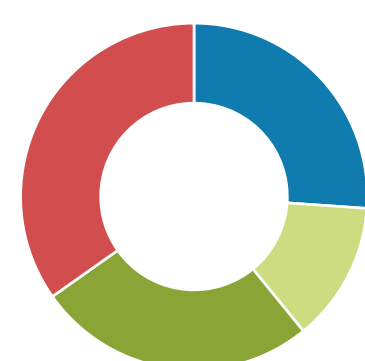
Common MENA policy ↗




Common China policy ↗



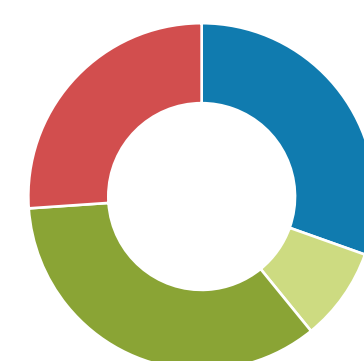
Better governance for the eurozone ↗



Fully completed single market



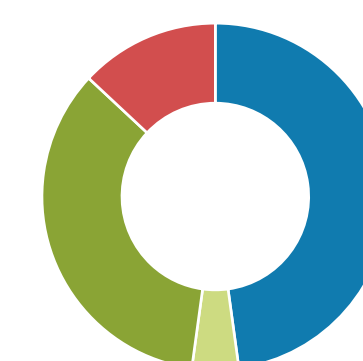
Common social policy ↗



Common energy policy ↗



Single climate policy ↗



Policies Overview

Commitment to Deeper Integration

Importance of Coalitions

Preferred Actor Level

Preferred Actor Level (Public View)

Number of respondents: 23



Cyprus



Design

Findings

Chapters

Preferences

Influence

Partners

Policies

ecfr.eu/eucoalitionexplorer

# Preferred Actor Level (Public View) Votes by Czech Republic

Q17

“What actor level would your country prefer for the following list of policy projects?”



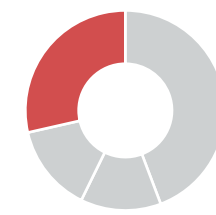
All EU member states:  
44% of votes



Legally bound core of member states:  
13% of votes

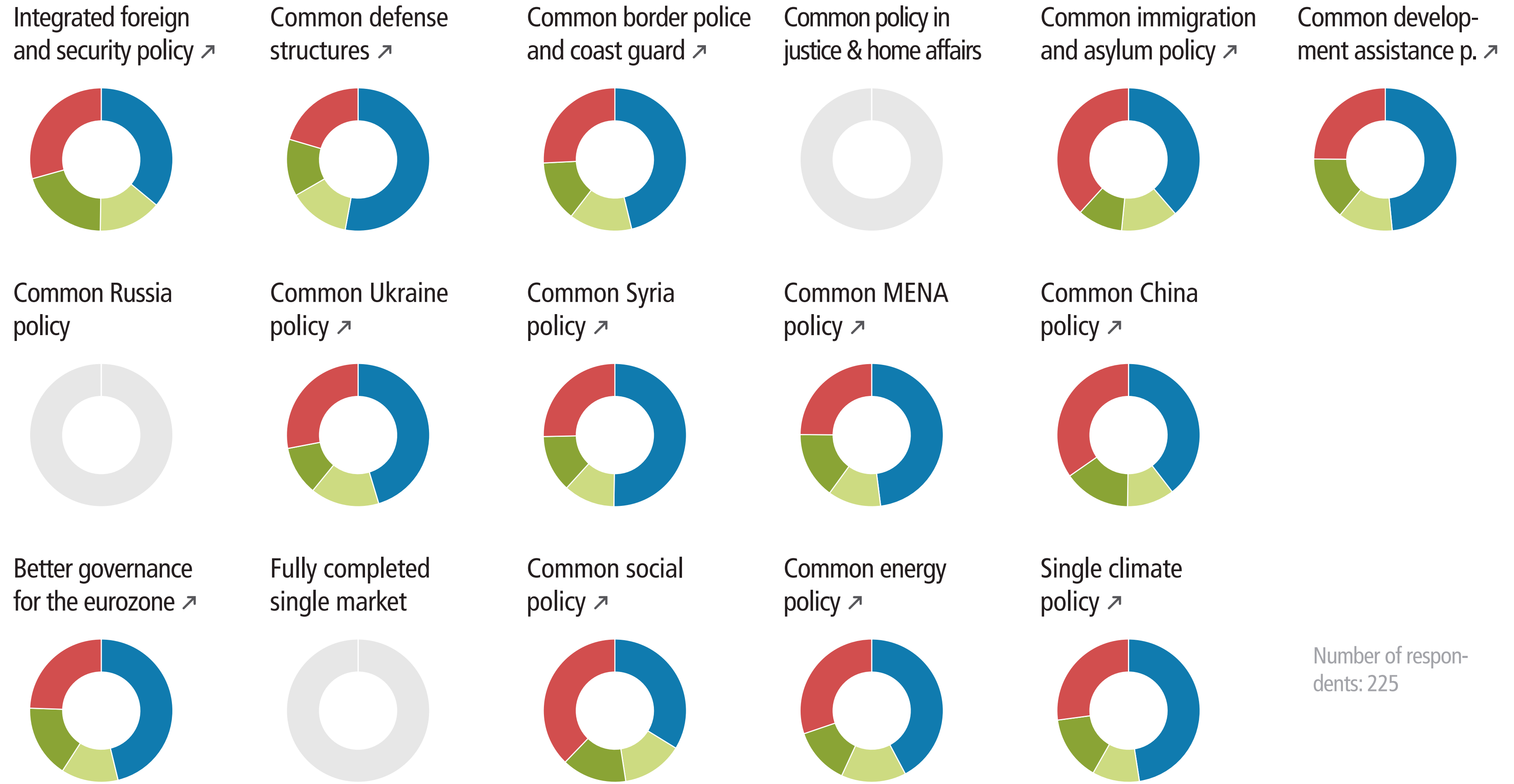


Coalition of member states:  
14% of votes



Only national level:  
29% of votes

Countries	Policies
EU	Affluent Seven
Big Six	Southern Seven
Founding Six	Visegrád Four
Austria	Italy
Belgium	Latvia
Bulgaria	Lithuania
Croatia	Luxembourg
Cyprus	Malta
<b>Czech Rep.</b>	Netherlands
Denmark	Poland
Estonia	Portugal
Finland	Romania
France	Slovakia
Germany	Slovenia
Greece	Spain
Hungary	Sweden
Ireland	UK



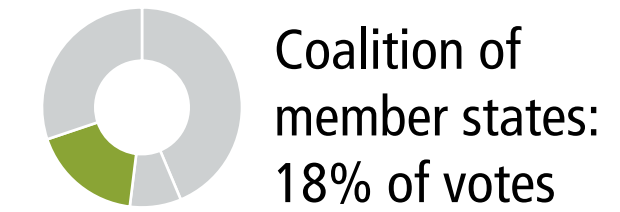
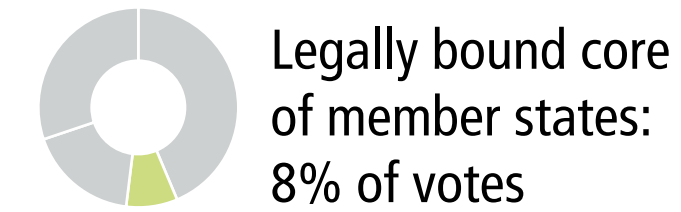
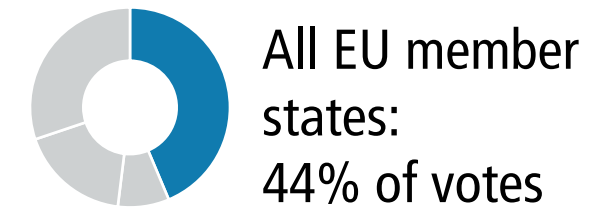
Number of respondents: 225

- Policies Overview
- Commitment to Deeper Integration
- Importance of Coalitions
- Preferred Actor Level
- Preferred Actor Level (Public View)**

# Preferred Actor Level (Public View) Votes by Denmark

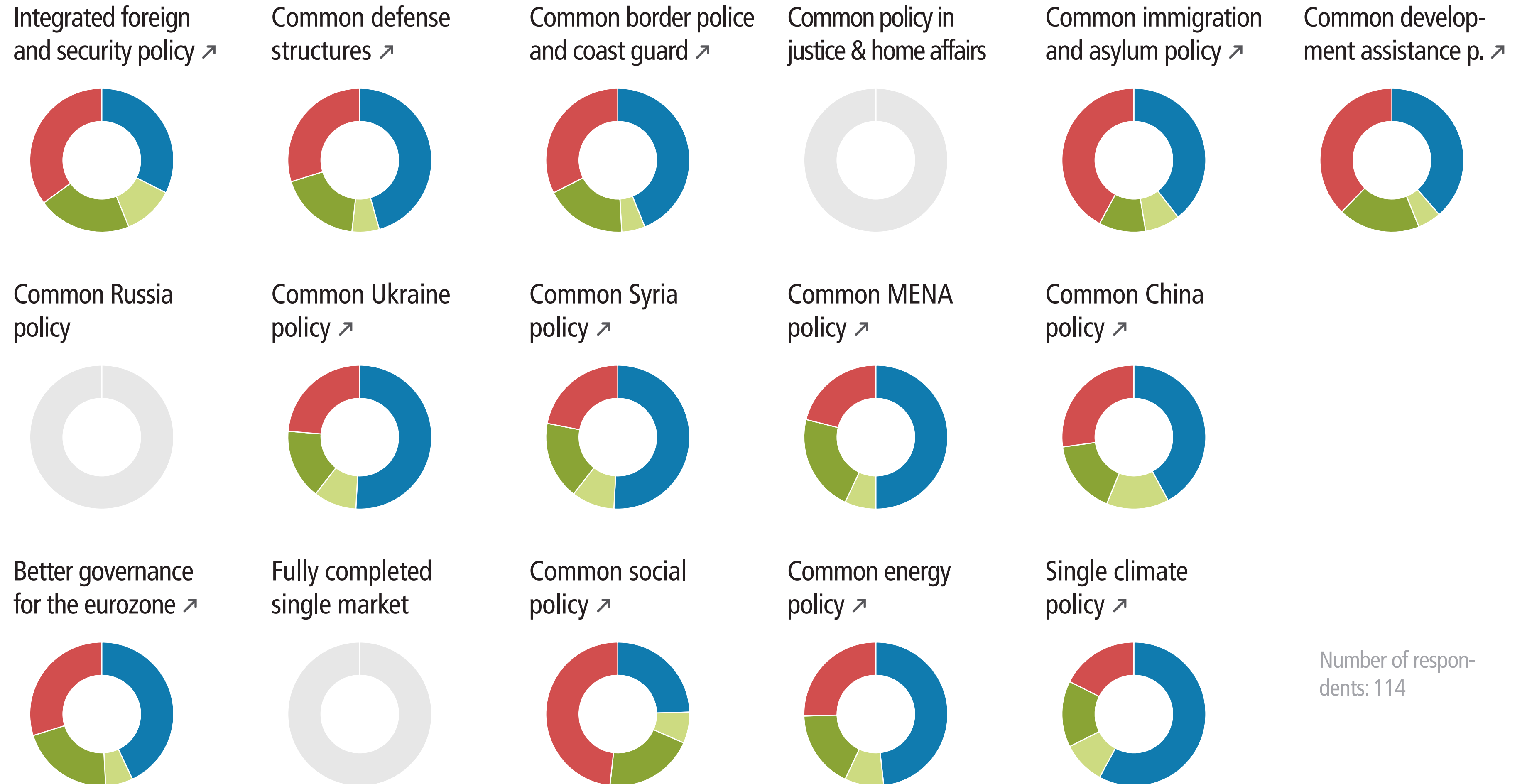
Q17

“What actor level would your country prefer for the following list of policy projects?”



Countries	Policies
EU	Affluent Seven
Big Six	Southern Seven
Founding Six	Visegrád Four
Austria	Italy
Belgium	Latvia
Bulgaria	Lithuania
Croatia	Luxembourg
Cyprus	Malta
Czech Rep.	Netherlands
<b>Denmark</b>	Poland
Estonia	Portugal
Finland	Romania
France	Slovakia
Germany	Slovenia
Greece	Spain
Hungary	Sweden
Ireland	UK

Policies Overview  
 Commitment to Deeper Integration  
 Importance of Coalitions  
 Preferred Actor Level  
**Preferred Actor Level (Public View)**

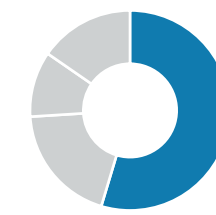


Number of respondents: 114

# Preferred Actor Level (Public View) Votes by Estonia

## Q17

“What actor level would your country prefer for the following list of policy projects?”



All EU member states:  
55% of votes



Legally bound core of member states:  
19% of votes



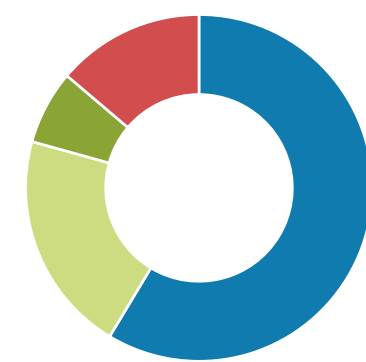
Coalition of member states:  
11% of votes



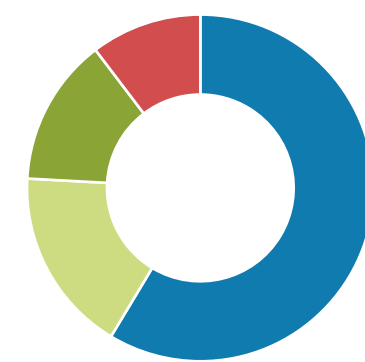
Only national level:  
15% of votes

Countries	Policies
EU	Affluent Seven
Big Six	Southern Seven
Founding Six	Visegrád Four
Austria	Italy
Belgium	Latvia
Bulgaria	Lithuania
Croatia	Luxembourg
Cyprus	Malta
Czech Rep.	Netherlands
Denmark	Poland
<b>Estonia</b>	Portugal
Finland	Romania
France	Slovakia
Germany	Slovenia
Greece	Spain
Hungary	Sweden
Ireland	UK

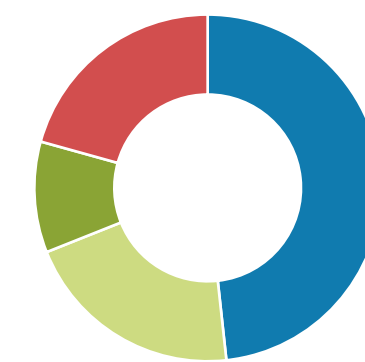
Integrated foreign and security policy ↗



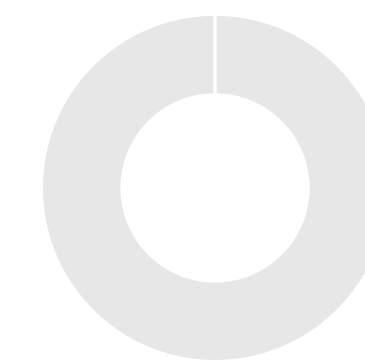
Common defense structures ↗



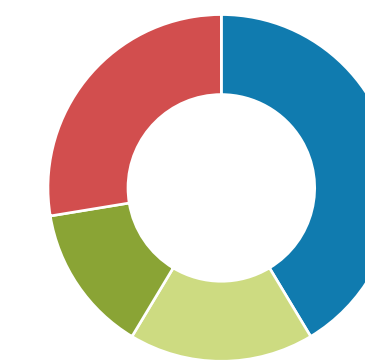
Common border police and coast guard ↗



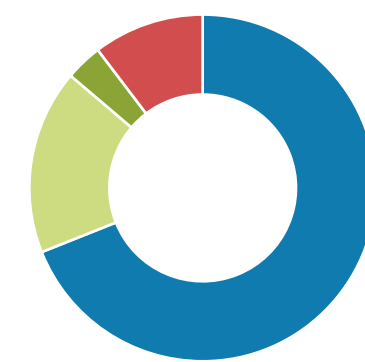
Common policy in justice & home affairs



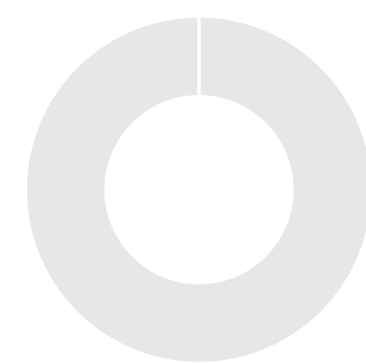
Common immigration and asylum policy ↗



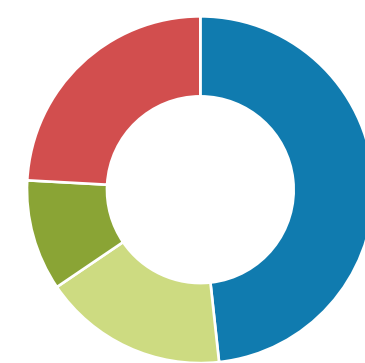
Common development assistance p. ↗



Common Russia policy



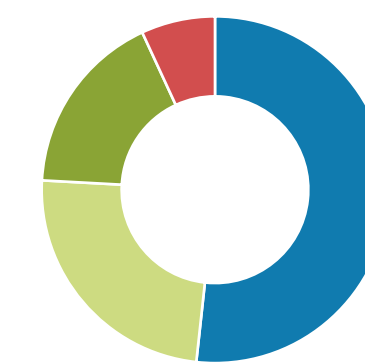
Common Ukraine policy ↗



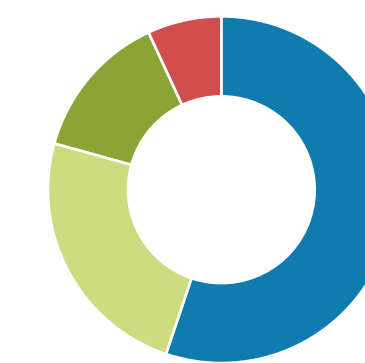
Common Syria policy ↗



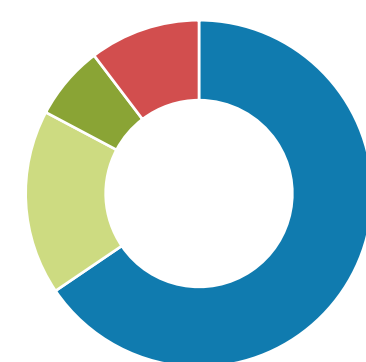
Common MENA policy ↗




Common China policy ↗



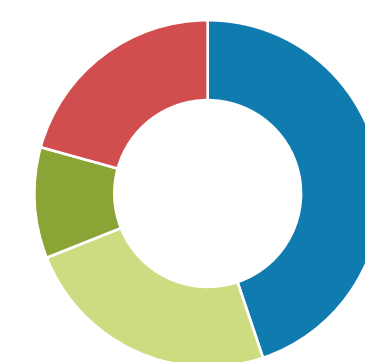
Better governance for the eurozone ↗



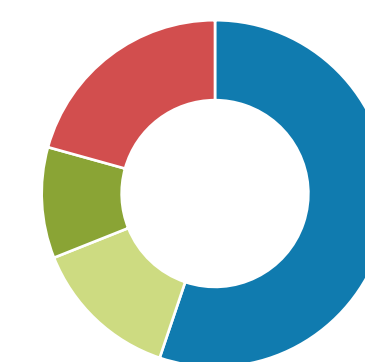
Fully completed single market



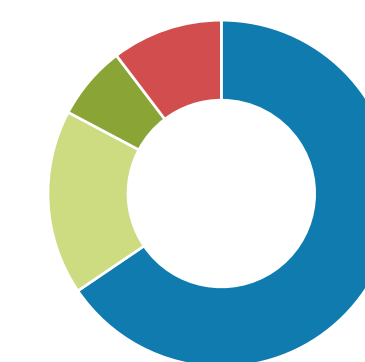
Common social policy ↗



Common energy policy ↗



Single climate policy ↗



- Policies Overview
- Commitment to Deeper Integration
- Importance of Coalitions
- Preferred Actor Level

### Preferred Actor Level (Public View)

Number of respondents: 29



# Preferred Actor Level (Public View) Votes by Finland

Q17

“What actor level would your country prefer for the following list of policy projects?”



All EU member states:  
41% of votes



Legally bound core of member states:  
29% of votes



Coalition of member states:  
11% of votes



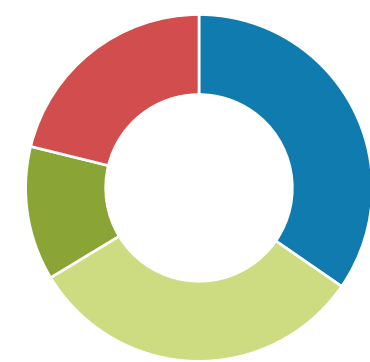
Only national level:  
19% of votes

Countries	Policies
EU	Affluent Seven
Big Six	Southern Seven
Founding Six	Visegrád Four
Austria	Italy
Belgium	Latvia
Bulgaria	Lithuania
Croatia	Luxembourg
Cyprus	Malta
Czech Rep.	Netherlands
Denmark	Poland
Estonia	Portugal
<b>Finland</b>	Romania
France	Slovakia
Germany	Slovenia
Greece	Spain
Hungary	Sweden
Ireland	UK

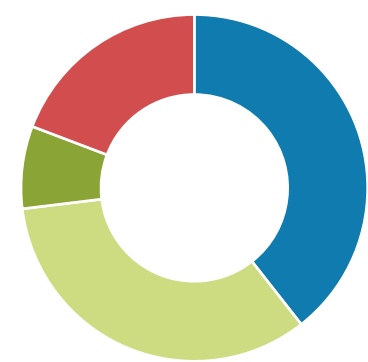
  

Policies Overview
Commitment to Deeper Integration
Importance of Coalitions
Preferred Actor Level
<b>Preferred Actor Level (Public View)</b>

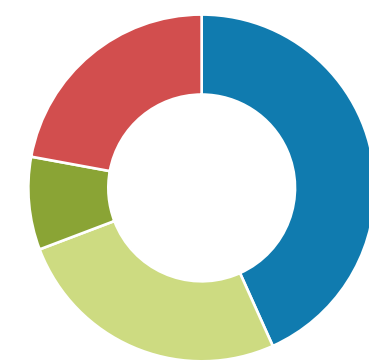
Integrated foreign and security policy ↗




Common defense structures ↗



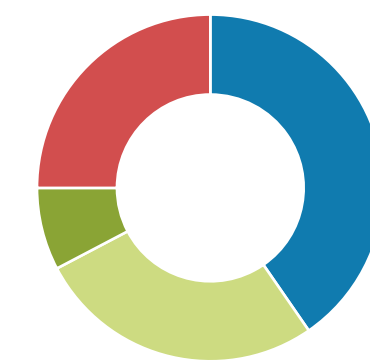
Common border police and coast guard ↗



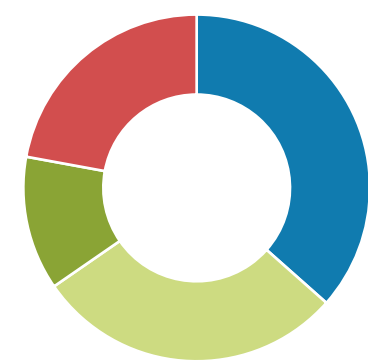
Common policy in justice & home affairs



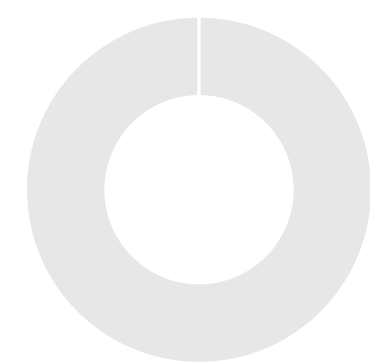
Common immigration and asylum policy ↗



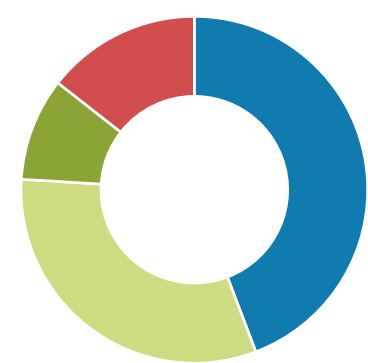
Common development assistance p. ↗



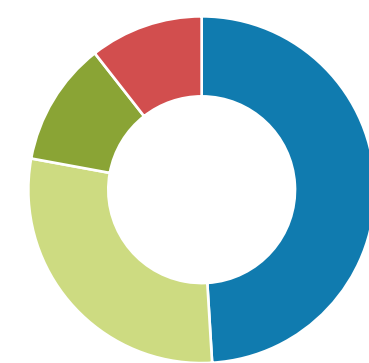
Common Russia policy



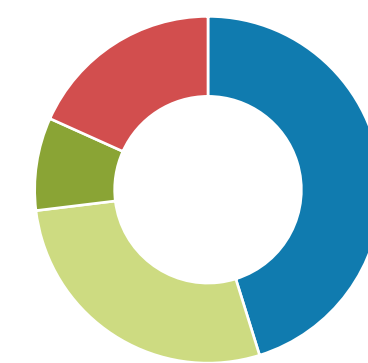
Common Ukraine policy ↗



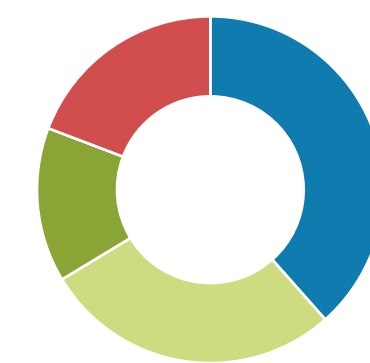
Common Syria policy ↗



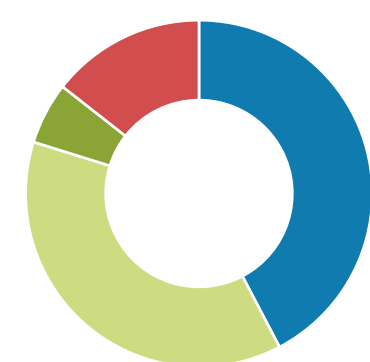
Common MENA policy ↗



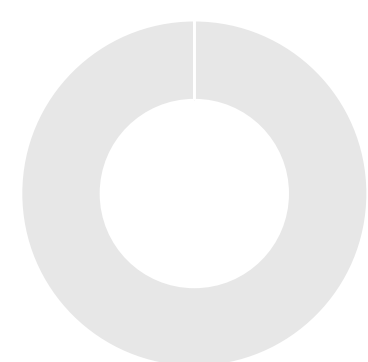
Common China policy ↗



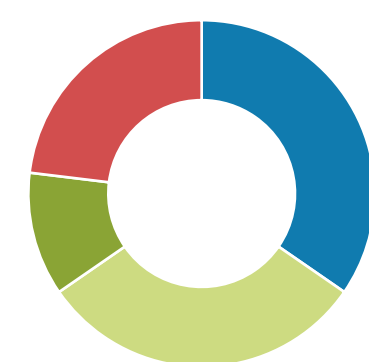
Better governance for the eurozone ↗



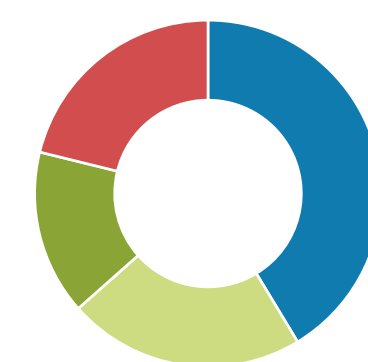
Fully completed single market



Common social policy ↗



Common energy policy ↗



Single climate policy ↗

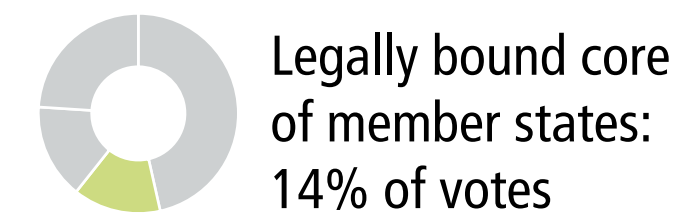
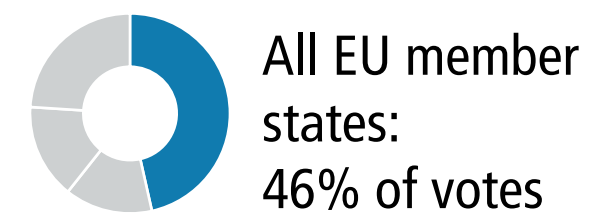


Number of respondents: 104

# Preferred Actor Level (Public View) Votes by France

Q17

“What actor level would your country prefer for the following list of policy projects?”

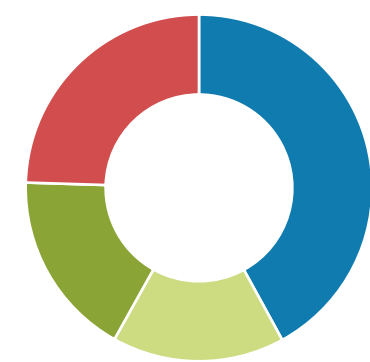


Countries	Policies
EU	Affluent Seven
Big Six	Southern Seven
Founding Six	Visegrád Four
Austria	Italy
Belgium	Latvia
Bulgaria	Lithuania
Croatia	Luxembourg
Cyprus	Malta
Czech Rep.	Netherlands
Denmark	Poland
Estonia	Portugal
Finland	Romania
<b>France</b>	Slovakia
Germany	Slovenia
Greece	Spain
Hungary	Sweden
Ireland	UK

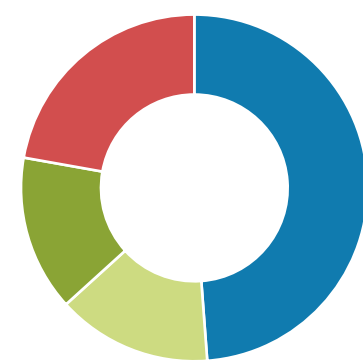
  

Policies Overview
Commitment to Deeper Integration
Importance of Coalitions
Preferred Actor Level
<b>Preferred Actor Level (Public View)</b>

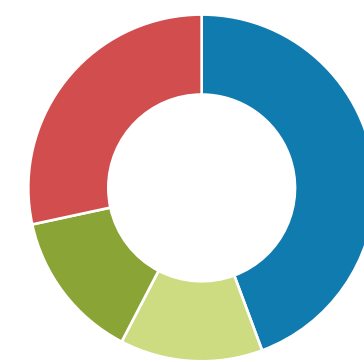
Integrated foreign and security policy ↗




Common defense structures ↗



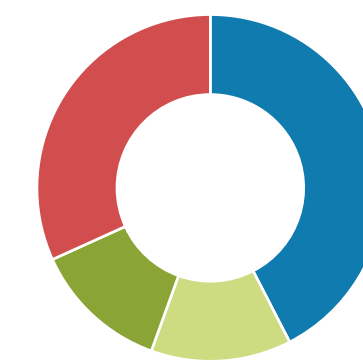
Common border police and coast guard ↗



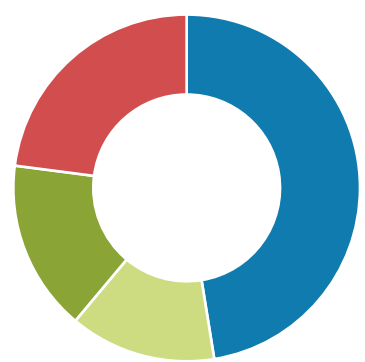
Common policy in justice & home affairs



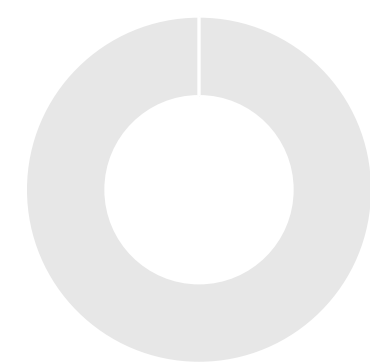
Common immigration and asylum policy ↗



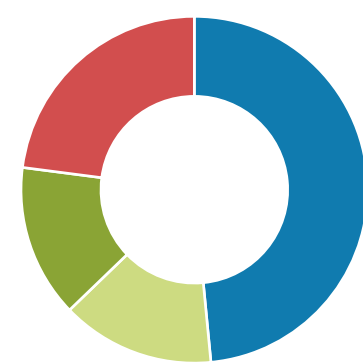
Common development assistance p. ↗



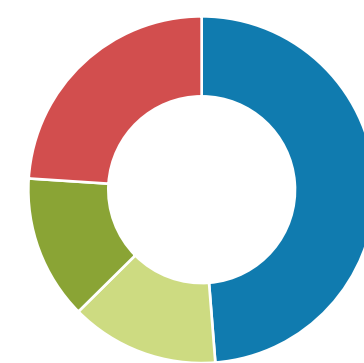
Common Russia policy



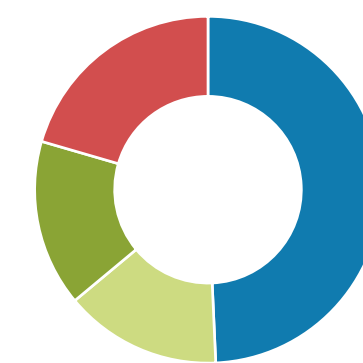
Common Ukraine policy ↗



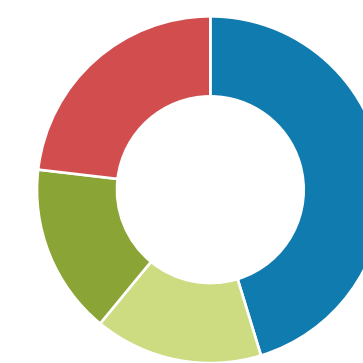
Common Syria policy ↗



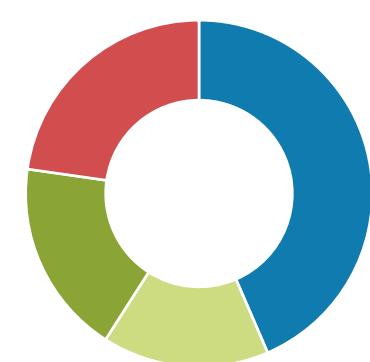
Common MENA policy ↗



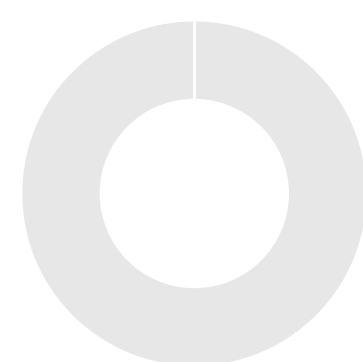
Common China policy ↗



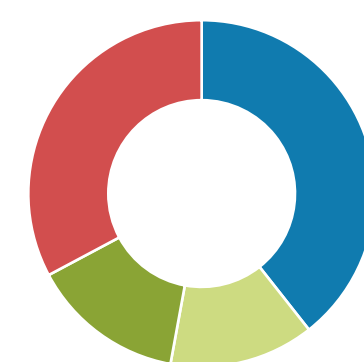
Better governance for the eurozone ↗



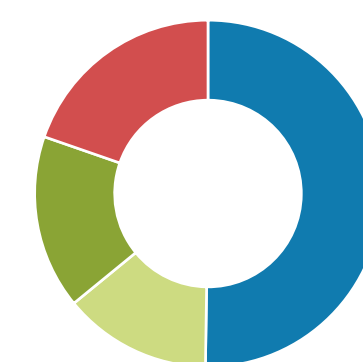
Fully completed single market



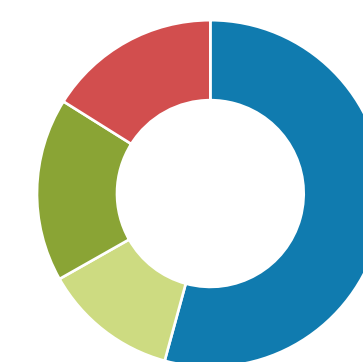
Common social policy ↗



Common energy policy ↗



Single climate policy ↗



Number of respondents: 1,473



# Preferred Actor Level (Public View) Votes by Germany

Q17

“What actor level would your country prefer for the following list of policy projects?”



All EU member states:  
50% of votes



Legally bound core of member states:  
17% of votes



Coalition of member states:  
14% of votes



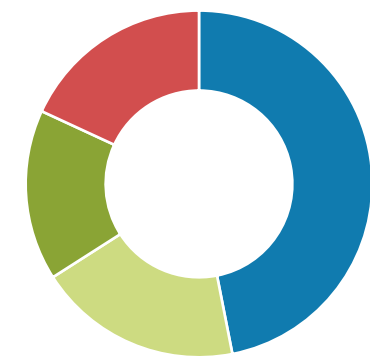
Only national level:  
20% of votes

Countries	Policies
EU	Affluent Seven
Big Six	Southern Seven
Founding Six	Visegrád Four
Austria	Italy
Belgium	Latvia
Bulgaria	Lithuania
Croatia	Luxembourg
Cyprus	Malta
Czech Rep.	Netherlands
Denmark	Poland
Estonia	Portugal
Finland	Romania
France	Slovakia
<b>Germany</b>	Slovenia
Greece	Spain
Hungary	Sweden
Ireland	UK

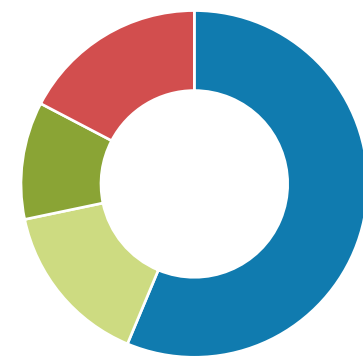
  

Policies Overview
Commitment to Deeper Integration
Importance of Coalitions
Preferred Actor Level
<b>Preferred Actor Level (Public View)</b>

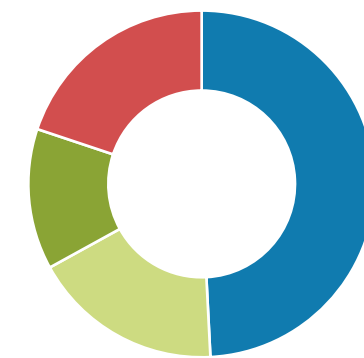
Integrated foreign and security policy ↗




Common defense structures ↗



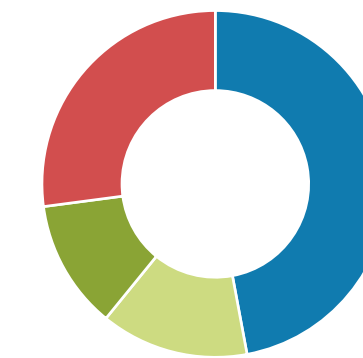
Common border police and coast guard ↗



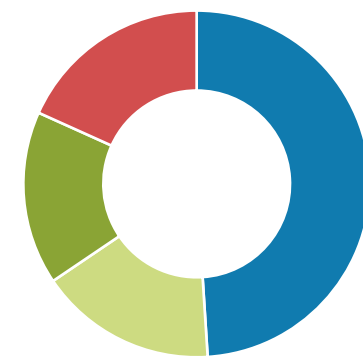
Common policy in justice & home affairs



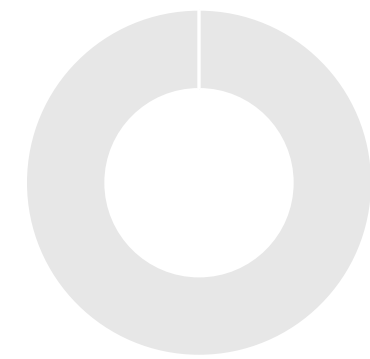
Common immigration and asylum policy ↗



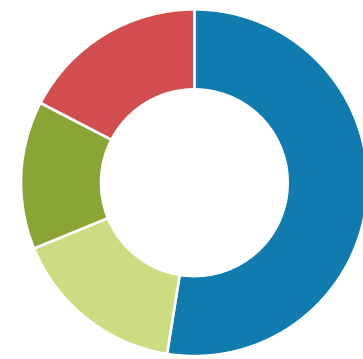
Common development assistance p. ↗



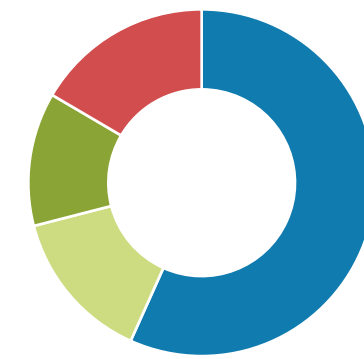
Common Russia policy



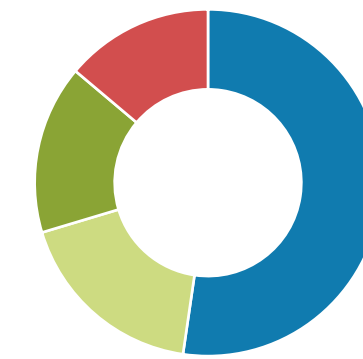
Common Ukraine policy ↗



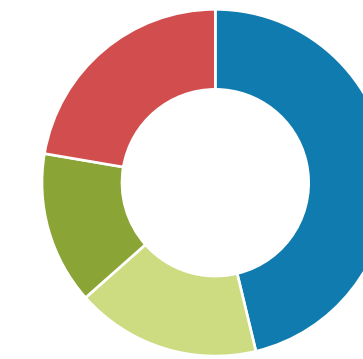
Common Syria policy ↗



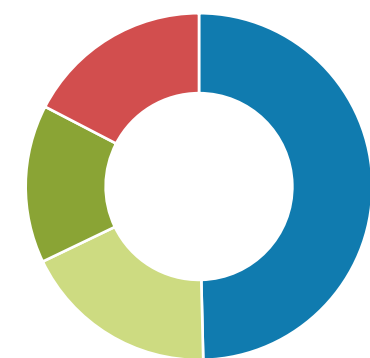
Common MENA policy ↗



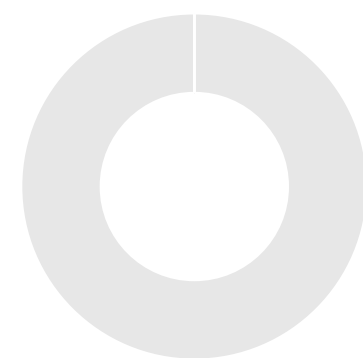
Common China policy ↗



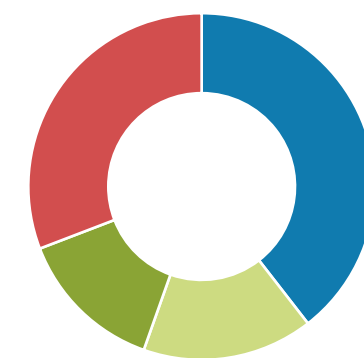
Better governance for the eurozone ↗



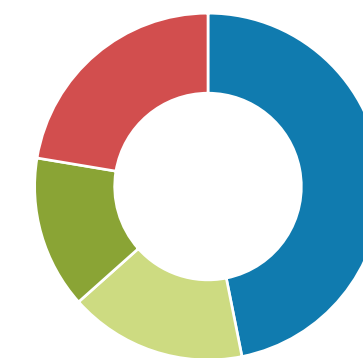
Fully completed single market



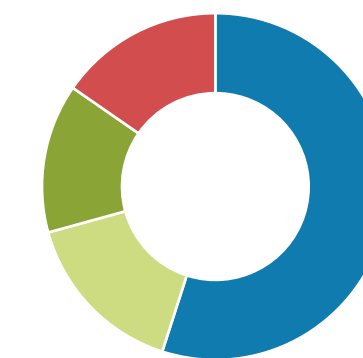
Common social policy ↗



Common energy policy ↗



Single climate policy ↗



Number of respondents: 1,927



Germany



Design

Findings

Chapters

Preferences

Influence

Partners

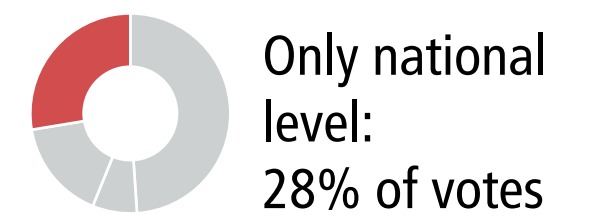
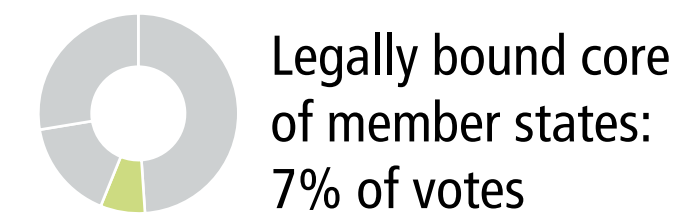
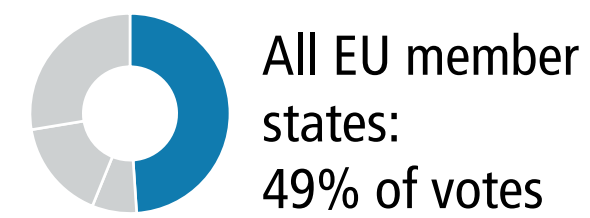
Policies

ecfr.eu/eucoalitionexplorer

# Preferred Actor Level (Public View) Votes by Greece

Q17

“What actor level would your country prefer for the following list of policy projects?”

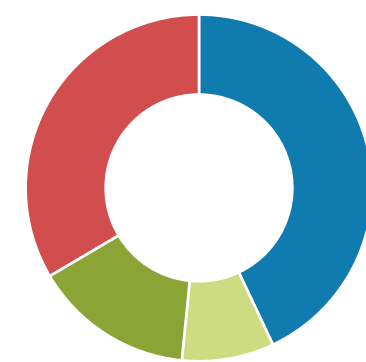


Countries	Policies
EU	Affluent Seven
Big Six	Southern Seven
Founding Six	Visegrád Four
Austria	Italy
Belgium	Latvia
Bulgaria	Lithuania
Croatia	Luxembourg
Cyprus	Malta
Czech Rep.	Netherlands
Denmark	Poland
Estonia	Portugal
Finland	Romania
France	Slovakia
Germany	Slovenia
<b>Greece</b>	Spain
Hungary	Sweden
Ireland	UK

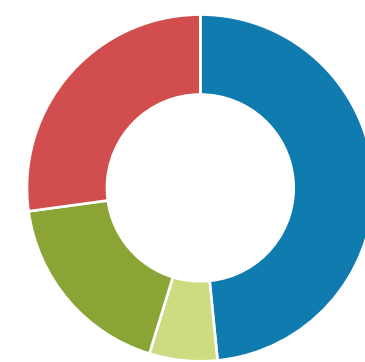
  

Policies Overview
Commitment to Deeper Integration
Importance of Coalitions
Preferred Actor Level
<b>Preferred Actor Level (Public View)</b>

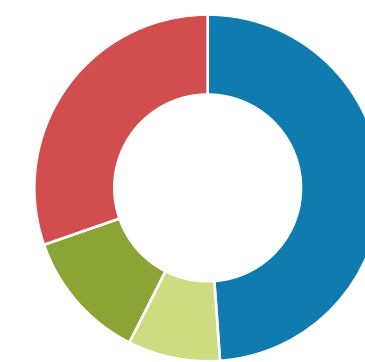
Integrated foreign and security policy ↗



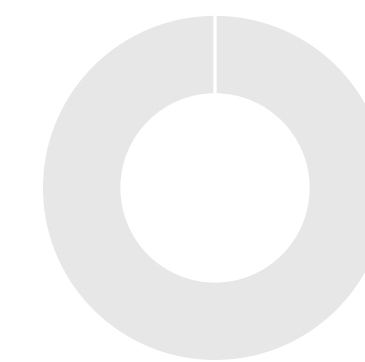
Common defense structures ↗



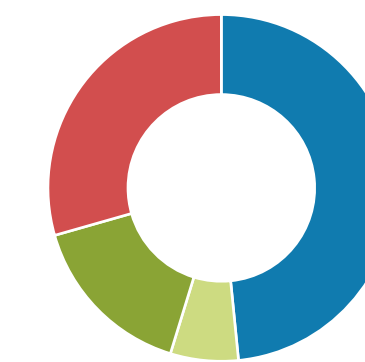
Common border police and coast guard ↗



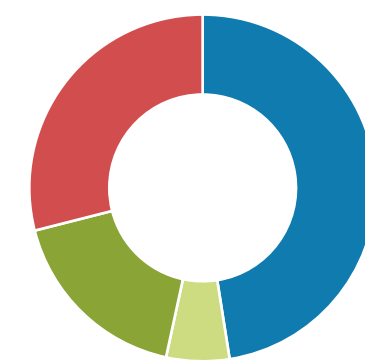
Common policy in justice & home affairs



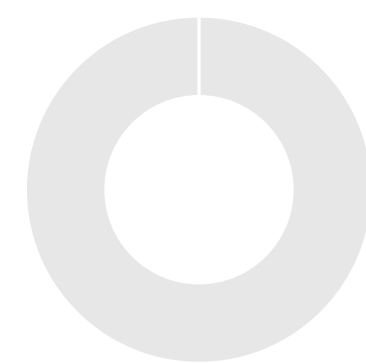
Common immigration and asylum policy ↗



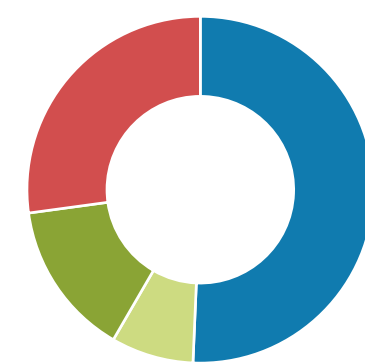
Common development assistance p. ↗



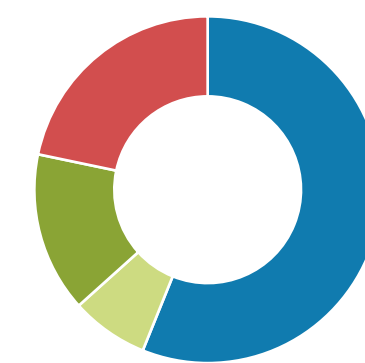
Common Russia policy



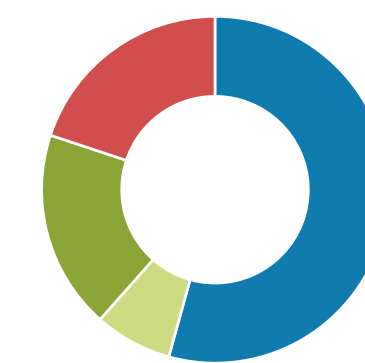
Common Ukraine policy ↗



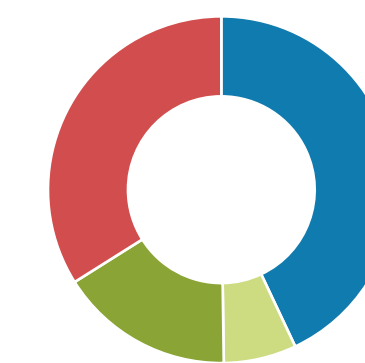
Common Syria policy ↗



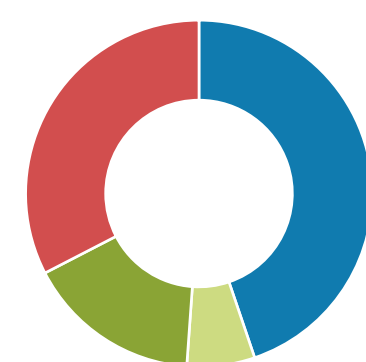
Common MENA policy ↗




Common China policy ↗



Better governance for the eurozone ↗



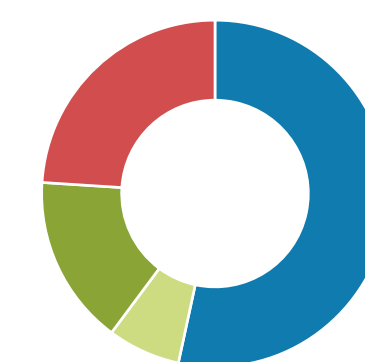
Fully completed single market



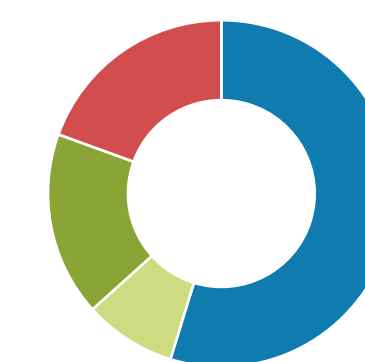
Common social policy ↗



Common energy policy ↗



Single climate policy ↗



Number of respondents: 221

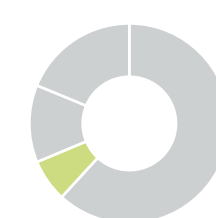
# Preferred Actor Level (Public View) Votes by Hungary

Q17

“What actor level would your country prefer for the following list of policy projects?”



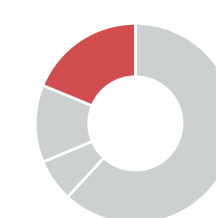
All EU member states:  
62% of votes



Legally bound core of member states:  
7% of votes



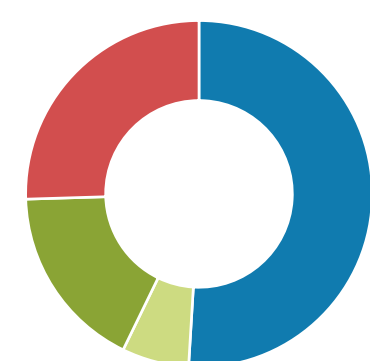
Coalition of member states:  
13% of votes



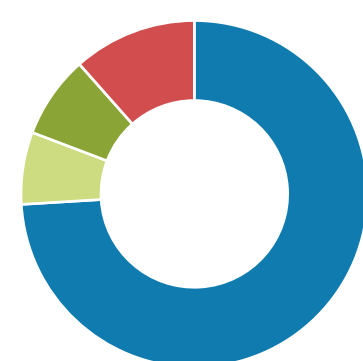
Only national level:  
19% of votes

Countries	Policies
EU	Affluent Seven
Big Six	Southern Seven
Founding Six	Visegrád Four
Austria	Italy
Belgium	Latvia
Bulgaria	Lithuania
Croatia	Luxembourg
Cyprus	Malta
Czech Rep.	Netherlands
Denmark	Poland
Estonia	Portugal
Finland	Romania
France	Slovakia
Germany	Slovenia
Greece	Spain
<b>Hungary</b>	Sweden
Ireland	UK

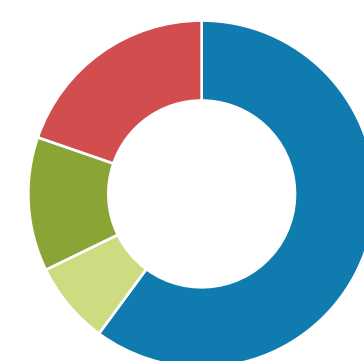
Integrated foreign and security policy ↗




Common defense structures ↗



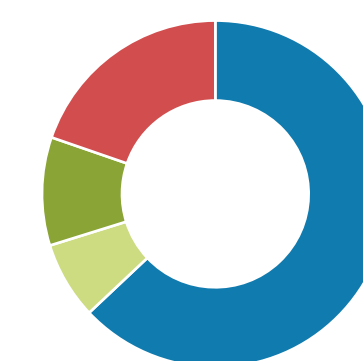
Common border police and coast guard ↗



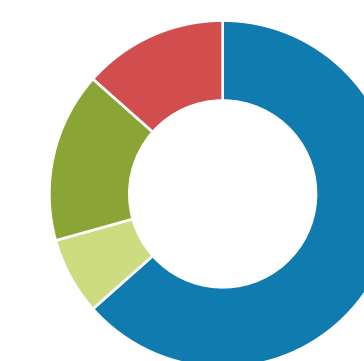
Common policy in justice & home affairs



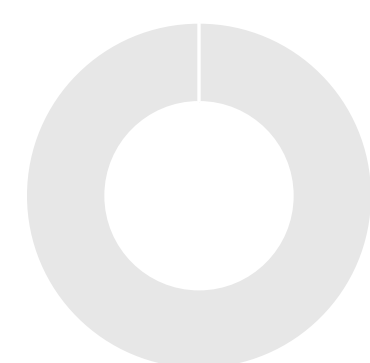
Common immigration and asylum policy ↗



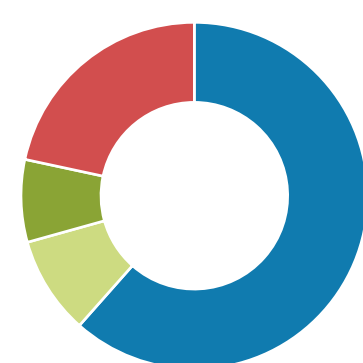
Common development assistance p. ↗



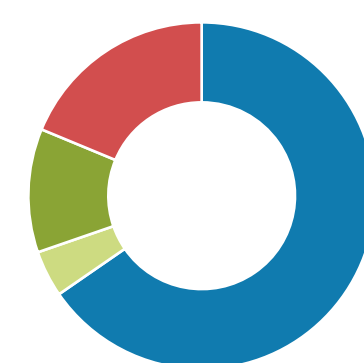
Common Russia policy



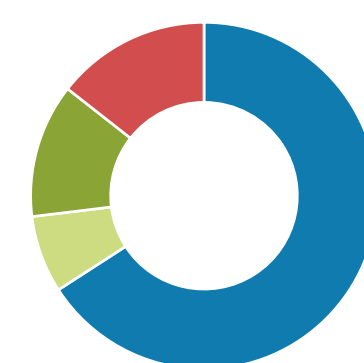
Common Ukraine policy ↗



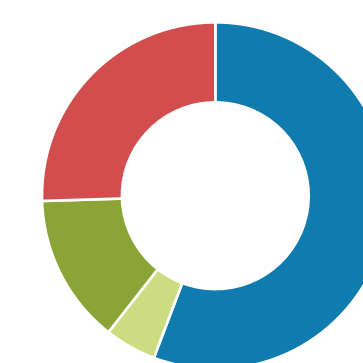
Common Syria policy ↗



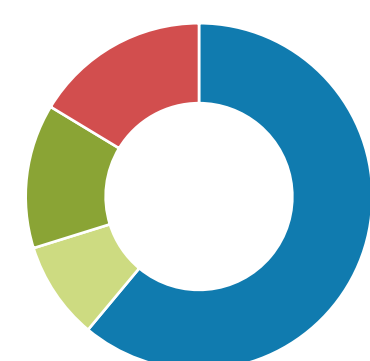
Common MENA policy ↗




Common China policy ↗



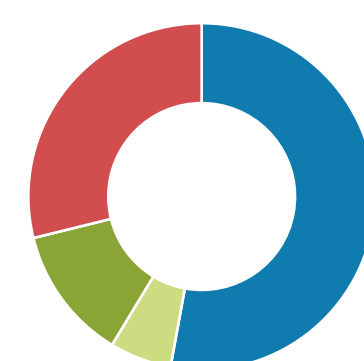
Better governance for the eurozone ↗



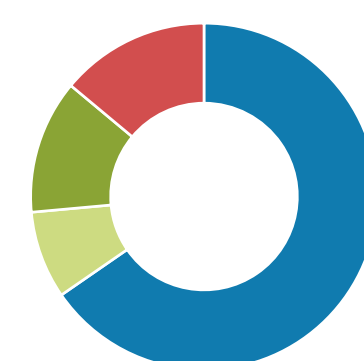
Fully completed single market



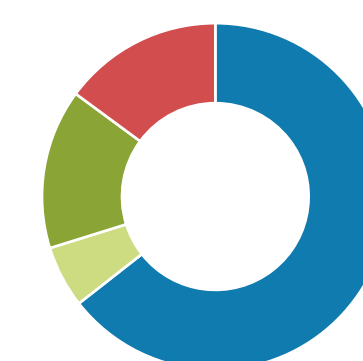
Common social policy ↗



Common energy policy ↗



Single climate policy ↗



- Policies Overview
- Commitment to Deeper Integration
- Importance of Coalitions
- Preferred Actor Level

Preferred Actor Level (Public View)

Number of respondents: 208

# Preferred Actor Level (Public View) Votes by Ireland

Q17

“What actor level would your country prefer for the following list of policy projects?”



All EU member states:  
48% of votes



Legally bound core of member states:  
12% of votes



Coalition of member states:  
16% of votes



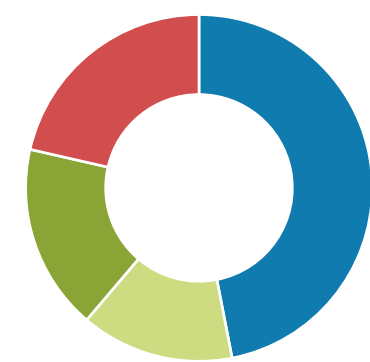
Only national level:  
24% of votes

Countries	Policies
EU	Affluent Seven
Big Six	Southern Seven
Founding Six	Visegrád Four
Austria	Italy
Belgium	Latvia
Bulgaria	Lithuania
Croatia	Luxembourg
Cyprus	Malta
Czech Rep.	Netherlands
Denmark	Poland
Estonia	Portugal
Finland	Romania
France	Slovakia
Germany	Slovenia
Greece	Spain
Hungary	Sweden
Ireland	UK

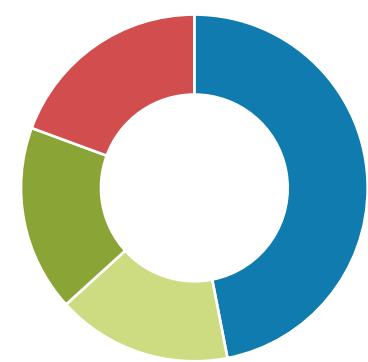
Policies Overview  
 Commitment to Deeper Integration  
 Importance of Coalitions  
 Preferred Actor Level

Preferred Actor Level (Public View)

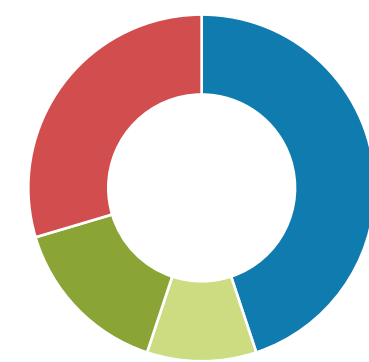
Integrated foreign and security policy ↗




Common defense structures ↗



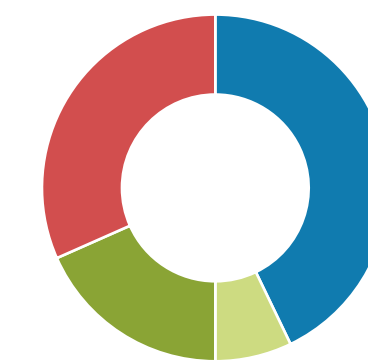
Common border police and coast guard ↗



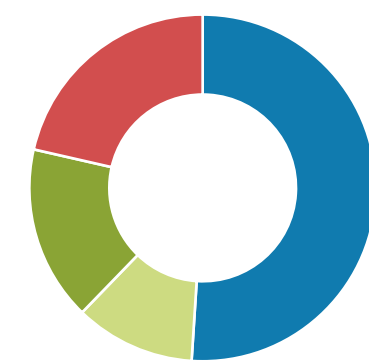
Common policy in justice & home affairs



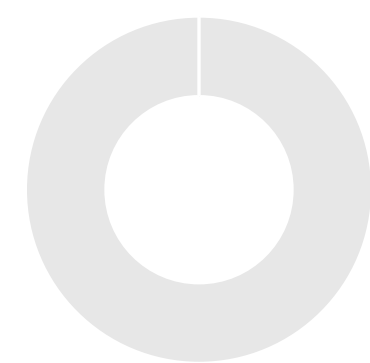
Common immigration and asylum policy ↗



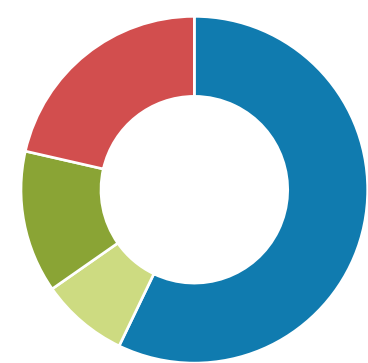
Common development assistance p. ↗



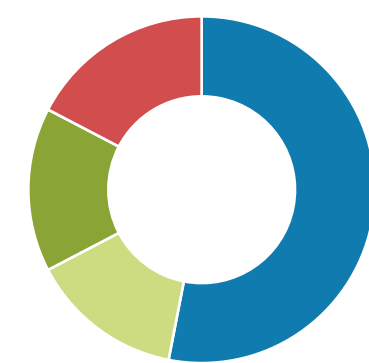
Common Russia policy



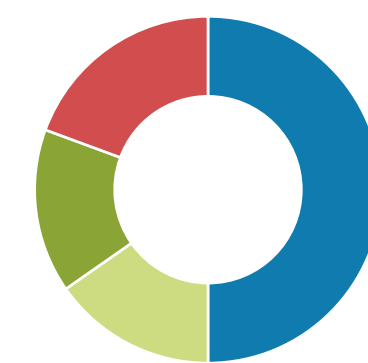
Common Ukraine policy ↗



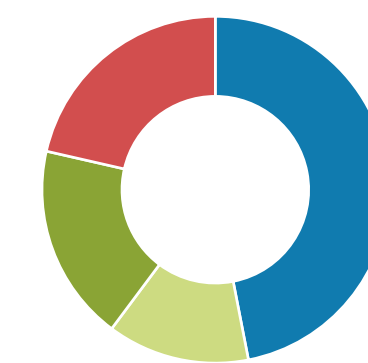
Common Syria policy ↗



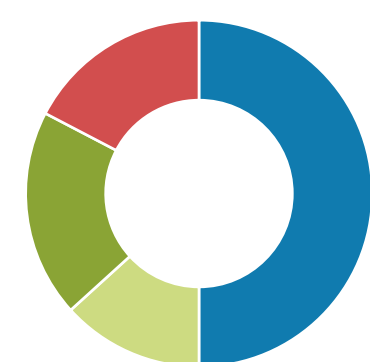
Common MENA policy ↗



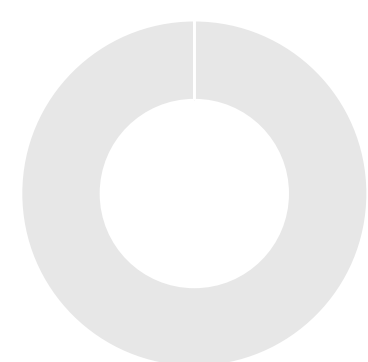
Common China policy ↗



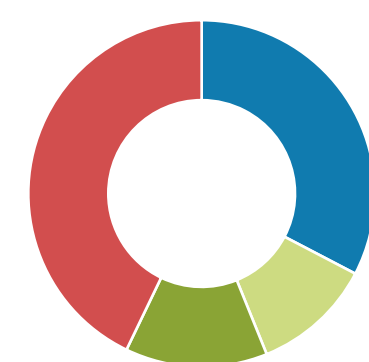
Better governance for the eurozone ↗



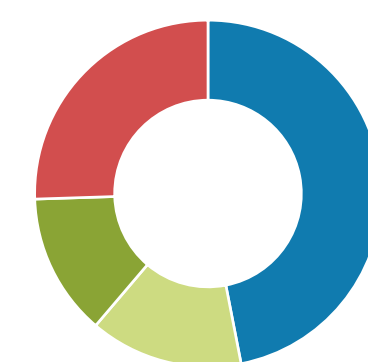
Fully completed single market



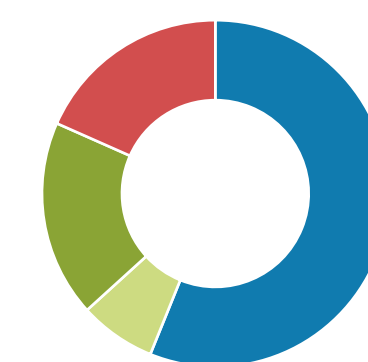
Common social policy ↗



Common energy policy ↗



Single climate policy ↗



Number of respondents: 98

# Preferred Actor Level (Public View) Votes by Italy

Q17

“What actor level would your country prefer for the following list of policy projects?”



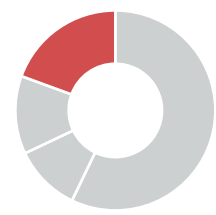
All EU member states:  
57% of votes



Legally bound core of member states:  
11% of votes




Coalition of member states:  
13% of votes



Only national level:  
19% of votes

Countries	Policies
EU	Affluent Seven
Big Six	Southern Seven
Founding Six	Visegrád Four
Austria	<b>Italy</b>
Belgium	Latvia
Bulgaria	Lithuania
Croatia	Luxembourg
Cyprus	Malta
Czech Rep.	Netherlands
Denmark	Poland
Estonia	Portugal
Finland	Romania
France	Slovakia
Germany	Slovenia
Greece	Spain
Hungary	Sweden
Ireland	UK



Number of respondents: 1,197

- Policies Overview
- Commitment to Deeper Integration
- Importance of Coalitions
- Preferred Actor Level
- Preferred Actor Level (Public View)**

# Preferred Actor Level (Public View) Votes by Latvia

Q17

“What actor level would your country prefer for the following list of policy projects?”



All EU member states:  
35% of votes



Legally bound core of member states:  
17% of votes



Coalition of member states:  
25% of votes



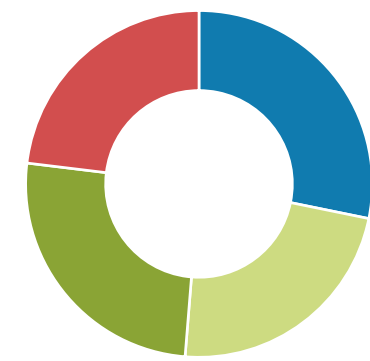
Only national level:  
22% of votes

Countries	Policies
EU	Affluent Seven
Big Six	Southern Seven
Founding Six	Visegrád Four
Austria	Italy
Belgium	<b>Latvia</b>
Bulgaria	Lithuania
Croatia	Luxembourg
Cyprus	Malta
Czech Rep.	Netherlands
Denmark	Poland
Estonia	Portugal
Finland	Romania
France	Slovakia
Germany	Slovenia
Greece	Spain
Hungary	Sweden
Ireland	UK

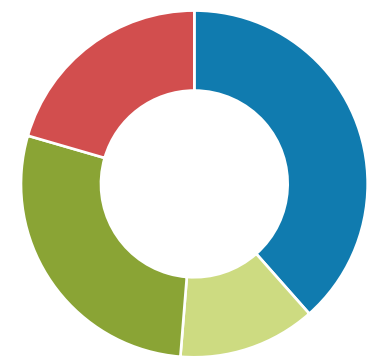
  

Policies Overview
Commitment to Deeper Integration
Importance of Coalitions
Preferred Actor Level
<b>Preferred Actor Level (Public View)</b>

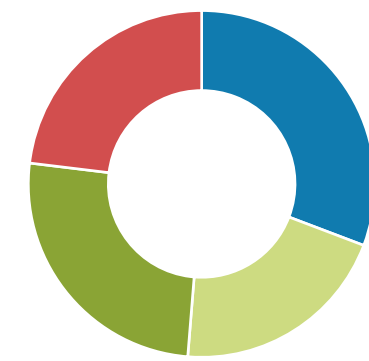
Integrated foreign and security policy ↗




Common defense structures ↗



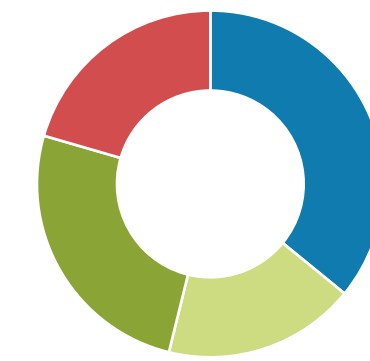
Common border police and coast guard ↗



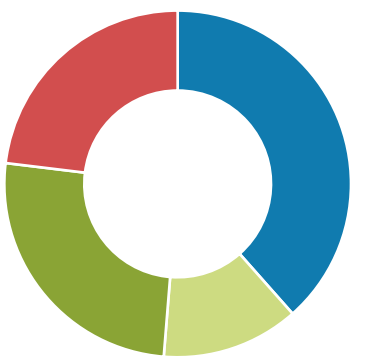
Common policy in justice & home affairs



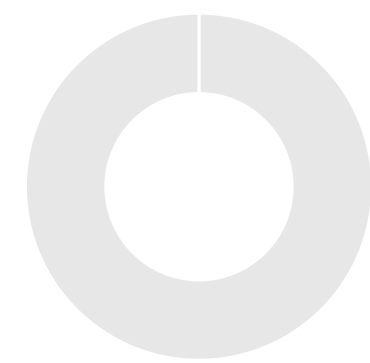
Common immigration and asylum policy ↗



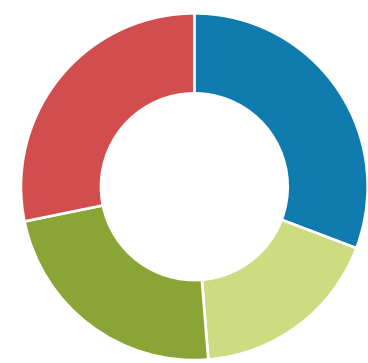
Common development assistance p. ↗



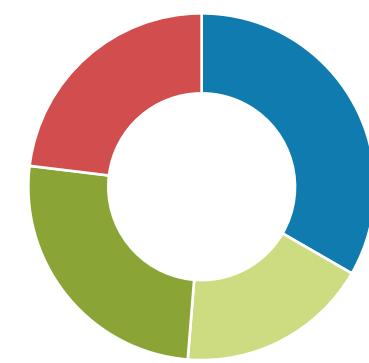
Common Russia policy



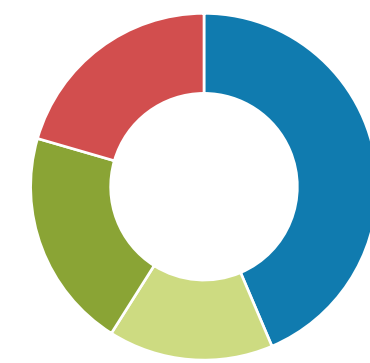
Common Ukraine policy ↗



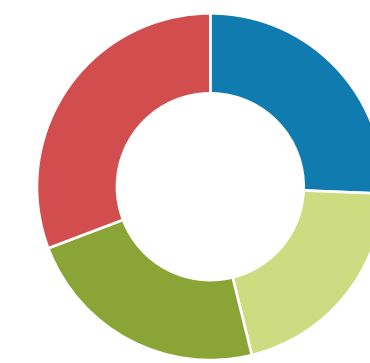
Common Syria policy ↗



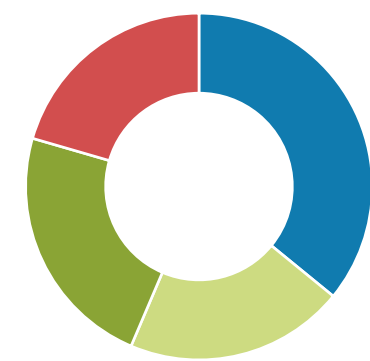
Common MENA policy ↗



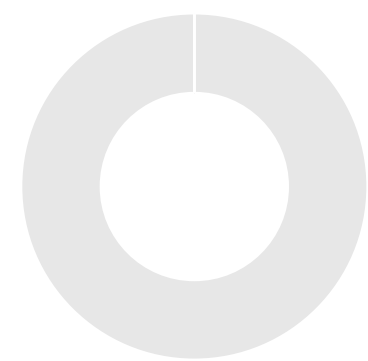
Common China policy ↗



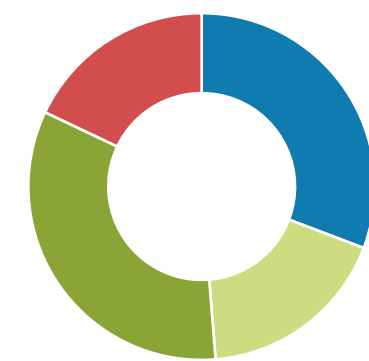
Better governance for the eurozone ↗



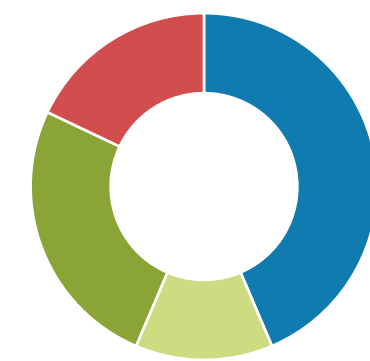
Fully completed single market



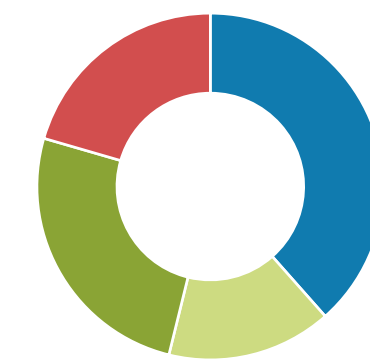
Common social policy ↗



Common energy policy ↗



Single climate policy ↗



Number of respondents: 39

# Preferred Actor Level (Public View) Votes by Lithuania

Q17

“What actor level would your country prefer for the following list of policy projects?”



All EU member states:  
46% of votes



Legally bound core of member states:  
18% of votes



Coalition of member states:  
21% of votes



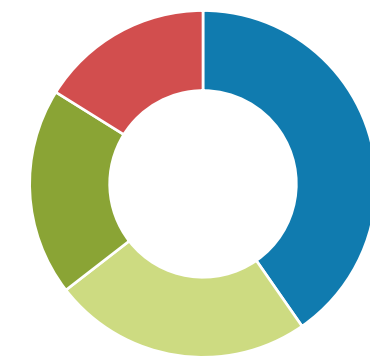
Only national level:  
15% of votes

Countries	Policies
EU	Affluent Seven
Big Six	Southern Seven
Founding Six	Visegrád Four
Austria	Italy
Belgium	Latvia
Bulgaria	<b>Lithuania</b>
Croatia	Luxembourg
Cyprus	Malta
Czech Rep.	Netherlands
Denmark	Poland
Estonia	Portugal
Finland	Romania
France	Slovakia
Germany	Slovenia
Greece	Spain
Hungary	Sweden
Ireland	UK

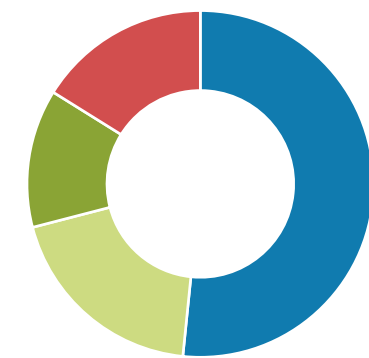
  

Policies Overview
Commitment to Deeper Integration
Importance of Coalitions
Preferred Actor Level
<b>Preferred Actor Level (Public View)</b>

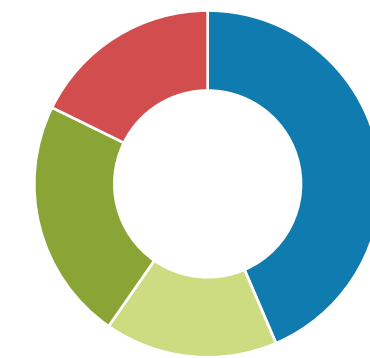
Integrated foreign and security policy ↗




Common defense structures ↗



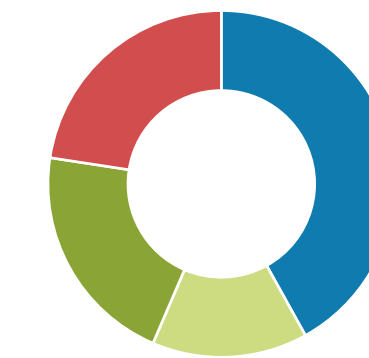
Common border police and coast guard ↗



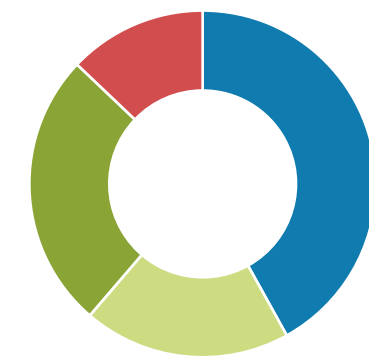
Common policy in justice & home affairs




Common immigration and asylum policy ↗



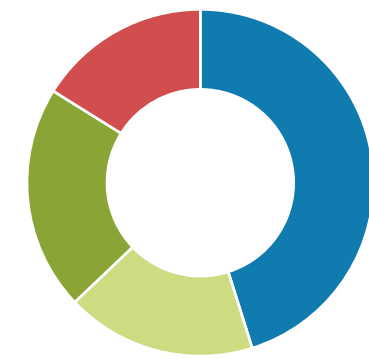
Common development assistance p. ↗



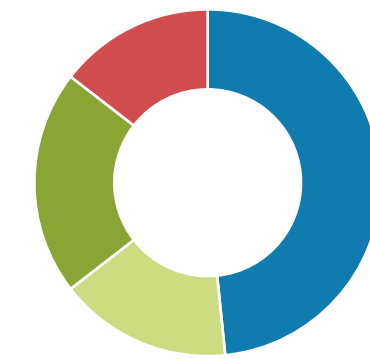
Common Russia policy



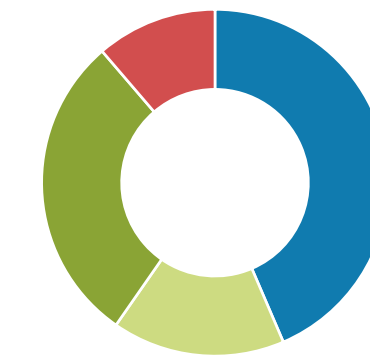
Common Ukraine policy ↗



Common Syria policy ↗



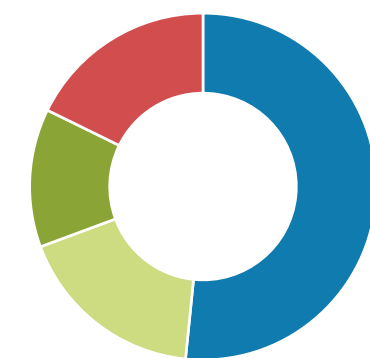
Common MENA policy ↗



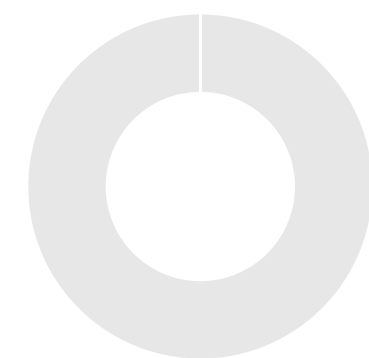
Common China policy ↗



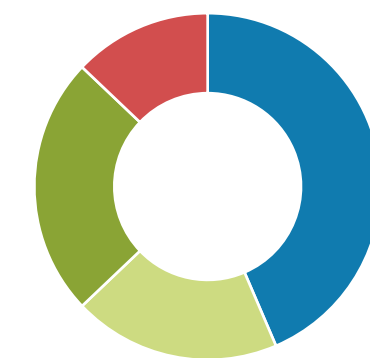
Better governance for the eurozone ↗



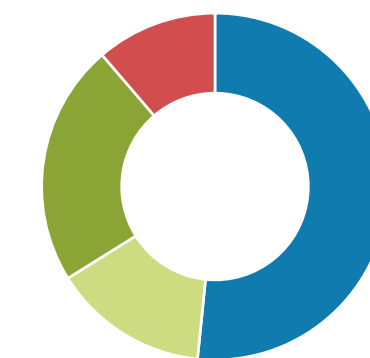
Fully completed single market



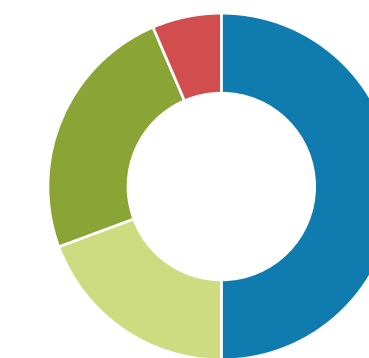
Common social policy ↗



Common energy policy ↗



Single climate policy ↗

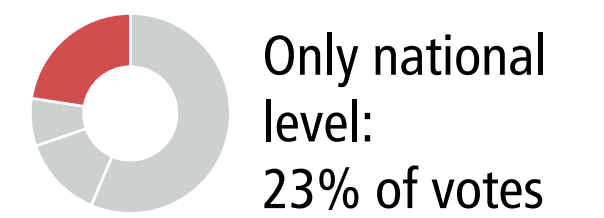
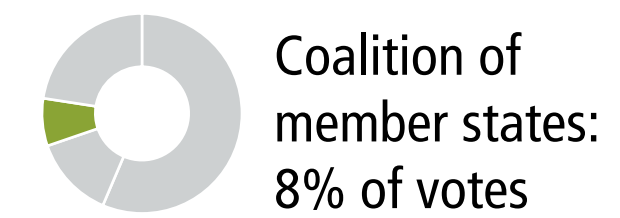
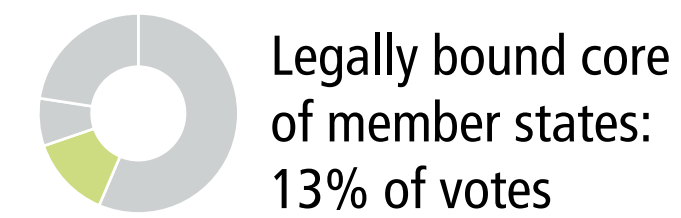
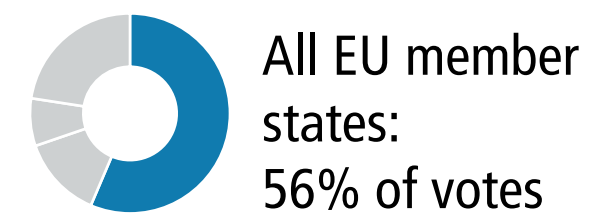


Number of respondents: 62


# Preferred Actor Level (Public View) Votes by Luxembourg

Q17

“What actor level would your country prefer for the following list of policy projects?”



Countries	Policies
EU	Affluent Seven
Big Six	Southern Seven
Founding Six	Visegrád Four
Austria	Italy
Belgium	Latvia
Bulgaria	Lithuania
Croatia	<b>Luxembourg</b>
Cyprus	Malta
Czech Rep.	Netherlands
Denmark	Poland
Estonia	Portugal
Finland	Romania
France	Slovakia
Germany	Slovenia
Greece	Spain
Hungary	Sweden
Ireland	UK



Number of respondents: 15

- Policies Overview
- Commitment to Deeper Integration
- Importance of Coalitions
- Preferred Actor Level
- Preferred Actor Level (Public View)**



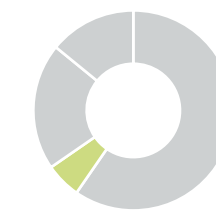
# Preferred Actor Level (Public View) Votes by Malta

Q17

“What actor level would your country prefer for the following list of policy projects?”



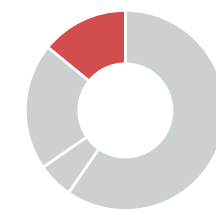
All EU member states:  
60% of votes



Legally bound core of member states:  
6% of votes



Coalition of member states:  
21% of votes



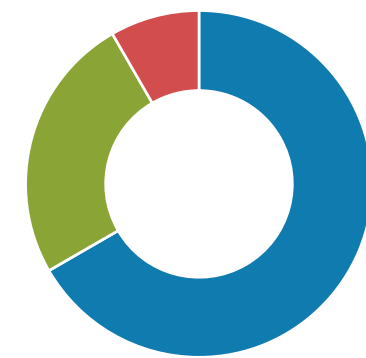
Only national level:  
14% of votes

Countries	Policies
EU	Affluent Seven
Big Six	Southern Seven
Founding Six	Visegrád Four
Austria	Italy
Belgium	Latvia
Bulgaria	Lithuania
Croatia	Luxembourg
Cyprus	<b>Malta</b>
Czech Rep.	Netherlands
Denmark	Poland
Estonia	Portugal
Finland	Romania
France	Slovakia
Germany	Slovenia
Greece	Spain
Hungary	Sweden
Ireland	UK

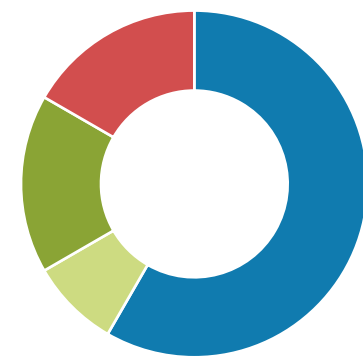
  

Policies Overview
Commitment to Deeper Integration
Importance of Coalitions
Preferred Actor Level
<b>Preferred Actor Level (Public View)</b>

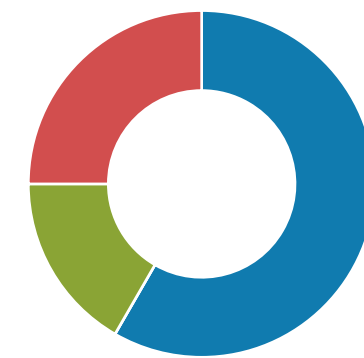
Integrated foreign and security policy ↗




Common defense structures ↗



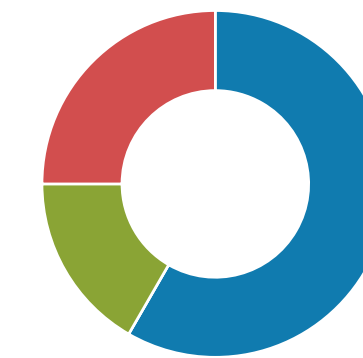
Common border police and coast guard ↗



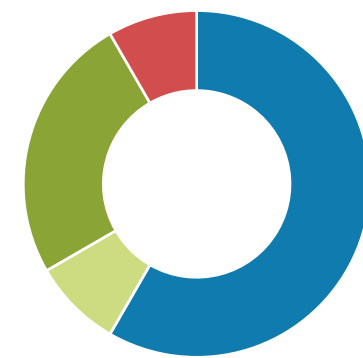
Common policy in justice & home affairs



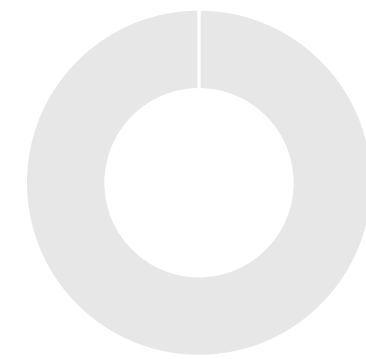
Common immigration and asylum policy ↗



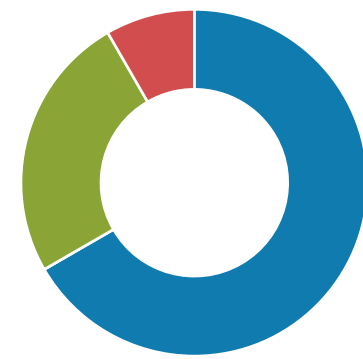
Common development assistance p. ↗



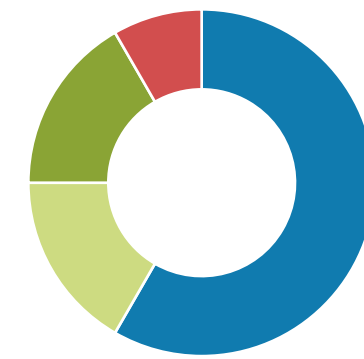
Common Russia policy



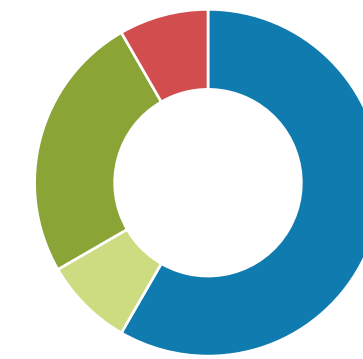
Common Ukraine policy ↗



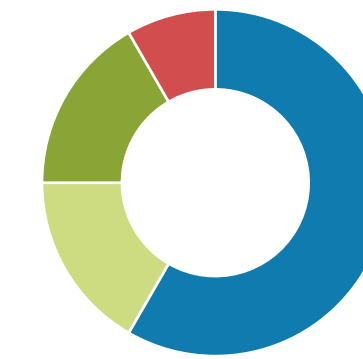
Common Syria policy ↗



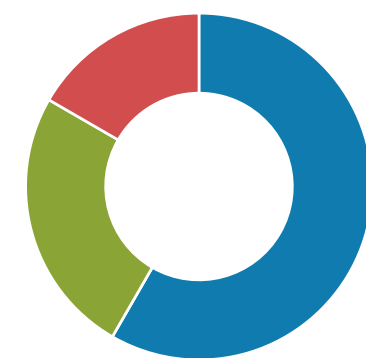
Common MENA policy ↗



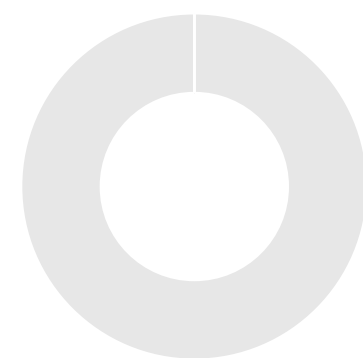
Common China policy ↗



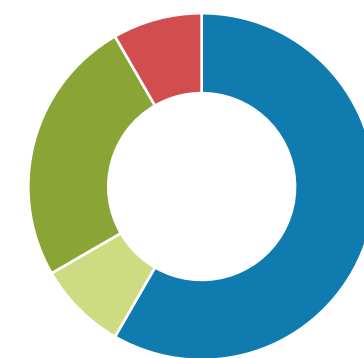
Better governance for the eurozone ↗



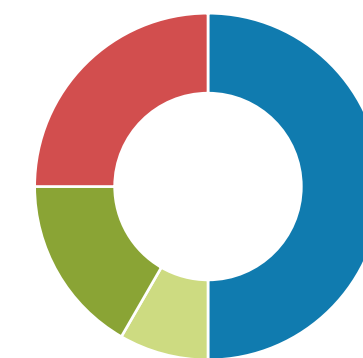
Fully completed single market



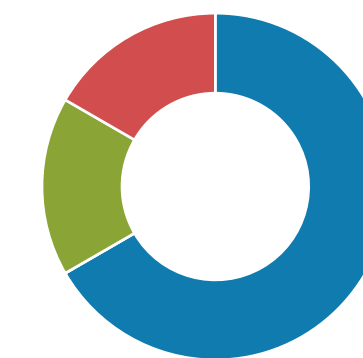
Common social policy ↗



Common energy policy ↗



Single climate policy ↗



Number of respondents: 12

# Preferred Actor Level (Public View) Votes by Netherlands

Q17

“What actor level would your country prefer for the following list of policy projects?”



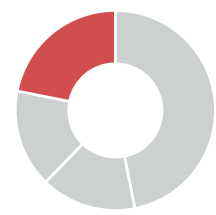
All EU member states: 47% of votes



Legally bound core of member states: 15% of votes



Coalition of member states: 16% of votes

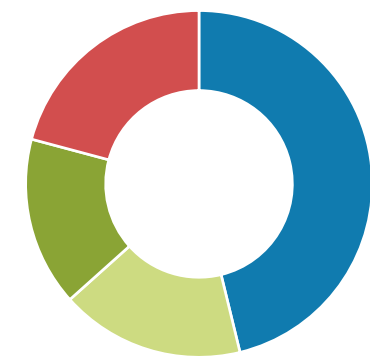


Only national level: 22% of votes

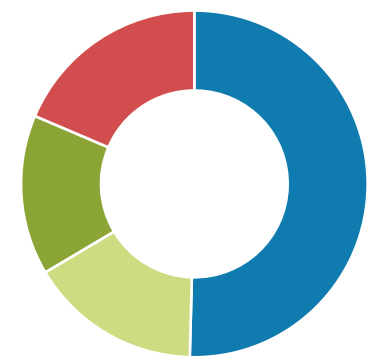
Countries	Policies
EU	Affluent Seven
Big Six	Southern Seven
Founding Six	Visegrád Four
Austria	Italy
Belgium	Latvia
Bulgaria	Lithuania
Croatia	Luxembourg
Cyprus	Malta
Czech Rep.	<b>Netherlands</b>
Denmark	Poland
Estonia	Portugal
Finland	Romania
France	Slovakia
Germany	Slovenia
Greece	Spain
Hungary	Sweden
Ireland	UK

[Policies Overview](#)  
[Commitment to Deeper Integration](#)  
[Importance of Coalitions](#)  
[Preferred Actor Level](#)  
**[Preferred Actor Level \(Public View\)](#)**

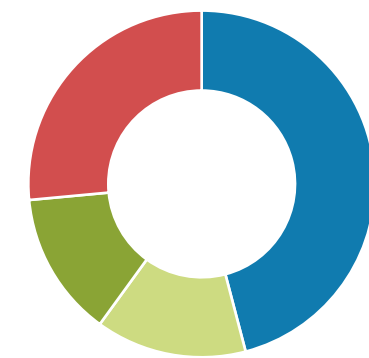
Integrated foreign and security policy ↗




Common defense structures ↗



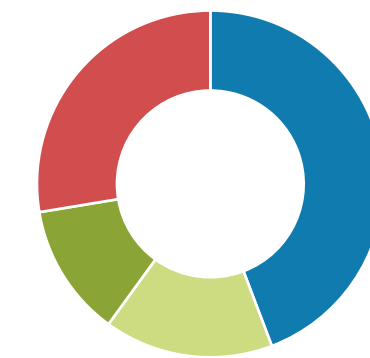
Common border police and coast guard ↗



Common policy in justice & home affairs



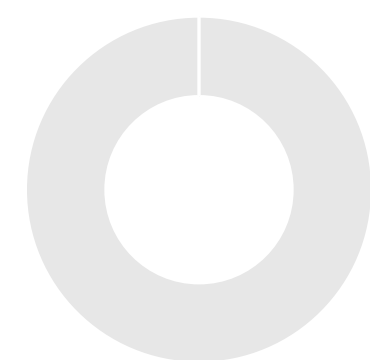
Common immigration and asylum policy ↗



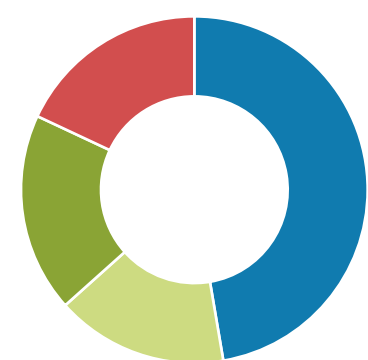
Common development assistance p. ↗



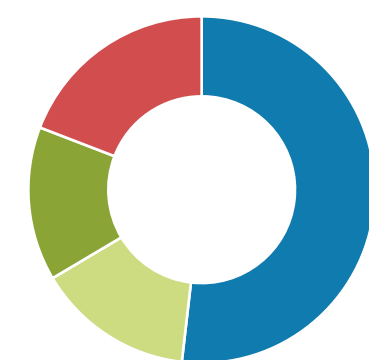
Common Russia policy



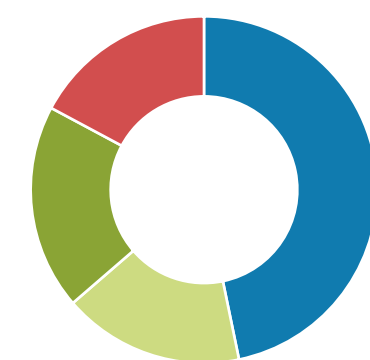
Common Ukraine policy ↗



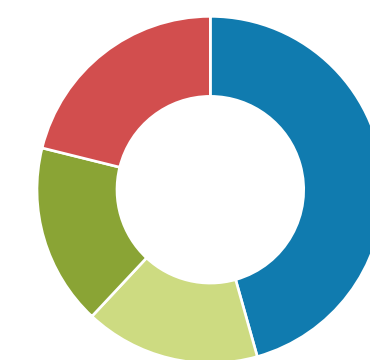
Common Syria policy ↗



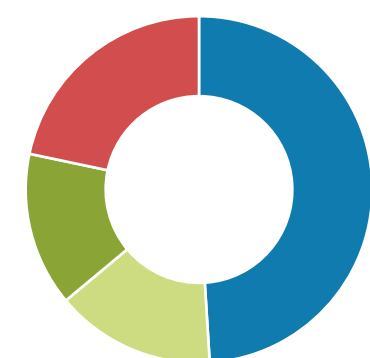
Common MENA policy ↗



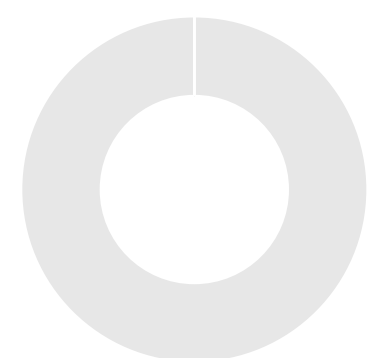
Common China policy ↗



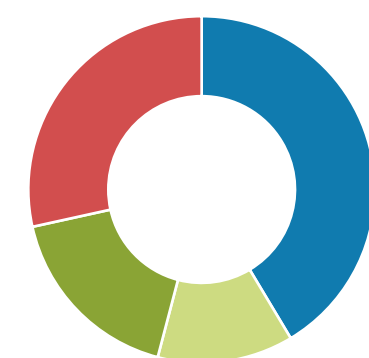
Better governance for the eurozone ↗



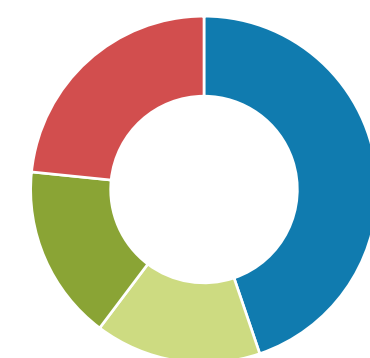
Fully completed single market



Common social policy ↗



Common energy policy ↗



Single climate policy ↗



Number of respondents: 355

# Preferred Actor Level (Public View) Votes by Poland

Q17

“What actor level would your country prefer for the following list of policy projects?”



All EU member states:  
41% of votes



Legally bound core of member states:  
14% of votes



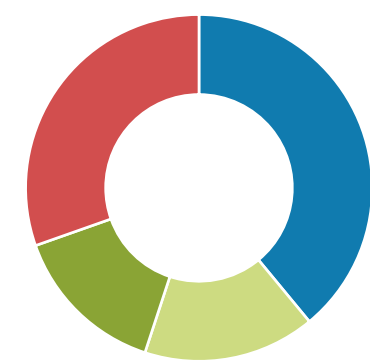
Coalition of member states:  
15% of votes



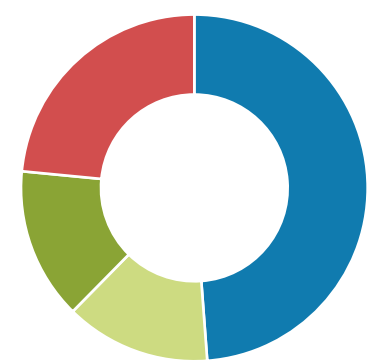
Only national level:  
30% of votes

Countries	Policies
EU	Affluent Seven
Big Six	Southern Seven
Founding Six	Visegrád Four
Austria	Italy
Belgium	Latvia
Bulgaria	Lithuania
Croatia	Luxembourg
Cyprus	Malta
Czech Rep.	Netherlands
Denmark	<b>Poland</b>
Estonia	Portugal
Finland	Romania
France	Slovakia
Germany	Slovenia
Greece	Spain
Hungary	Sweden
Ireland	UK

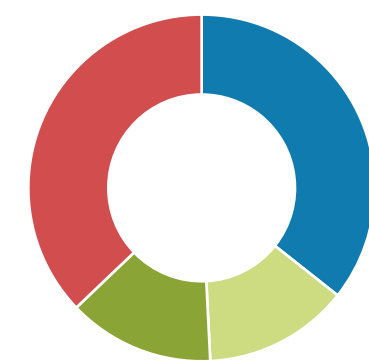
Integrated foreign and security policy ↗




Common defense structures ↗



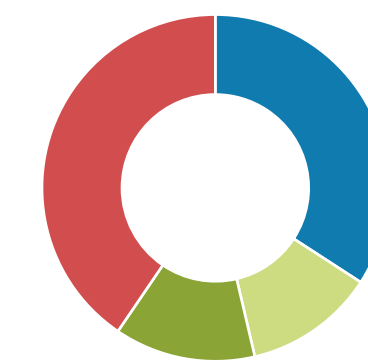
Common border police and coast guard ↗



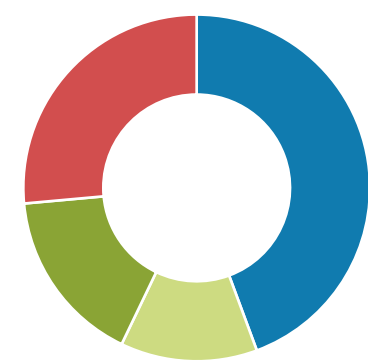
Common policy in justice & home affairs



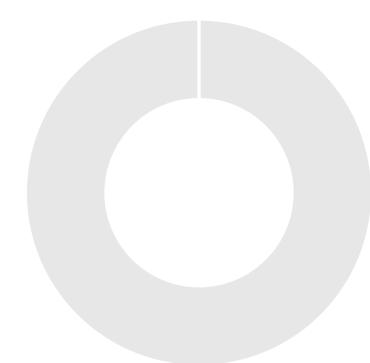
Common immigration and asylum policy ↗



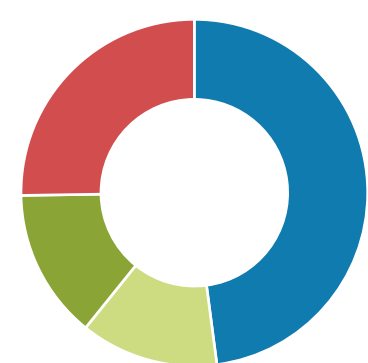
Common development assistance p. ↗



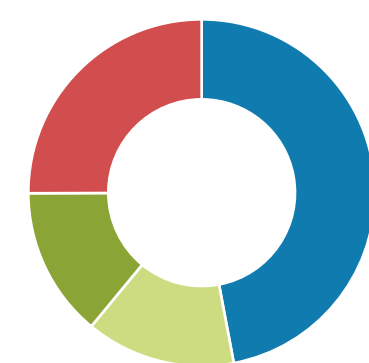
Common Russia policy



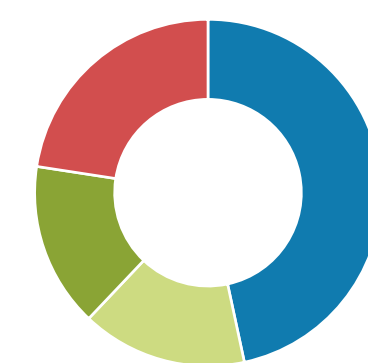
Common Ukraine policy ↗



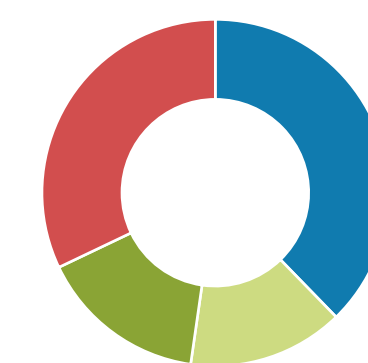
Common Syria policy ↗



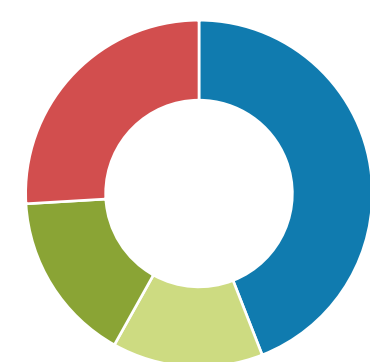
Common MENA policy ↗



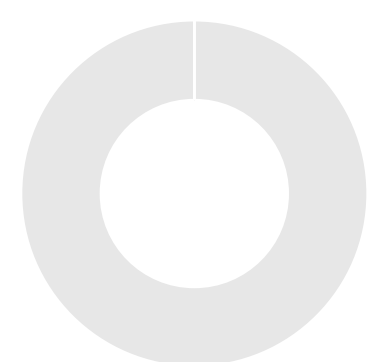
Common China policy ↗



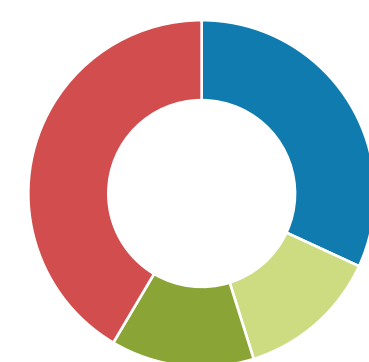
Better governance for the eurozone ↗



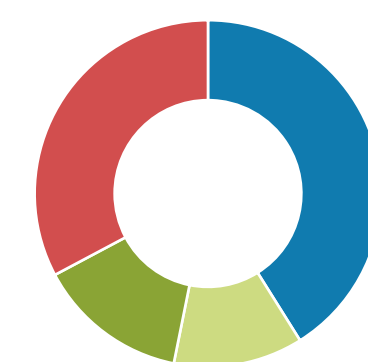
Fully completed single market



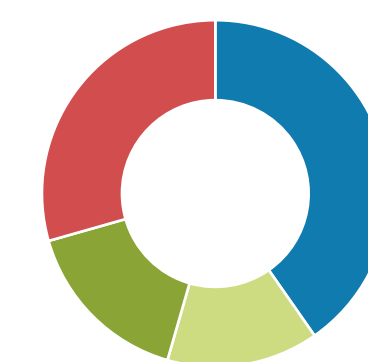
Common social policy ↗



Common energy policy ↗



Single climate policy ↗



- Policies Overview
- Commitment to Deeper Integration
- Importance of Coalitions
- Preferred Actor Level

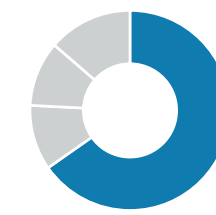
Preferred Actor Level (Public View)

Number of respondents: 1,010

# Preferred Actor Level (Public View) Votes by Portugal

Q17

“What actor level would your country prefer for the following list of policy projects?”



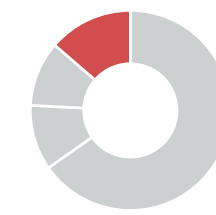
All EU member states:  
65% of votes



Legally bound core of member states:  
11% of votes



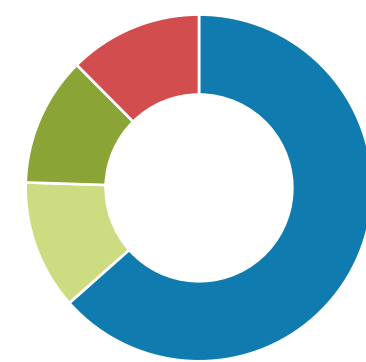
Coalition of member states:  
11% of votes



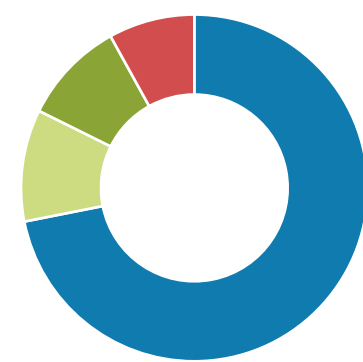
Only national level:  
14% of votes

Countries	Policies
EU	Affluent Seven
Big Six	Southern Seven
Founding Six	Visegrád Four
Austria	Italy
Belgium	Latvia
Bulgaria	Lithuania
Croatia	Luxembourg
Cyprus	Malta
Czech Rep.	Netherlands
Denmark	Poland
Estonia	<b>Portugal</b>
Finland	Romania
France	Slovakia
Germany	Slovenia
Greece	Spain
Hungary	Sweden
Ireland	UK

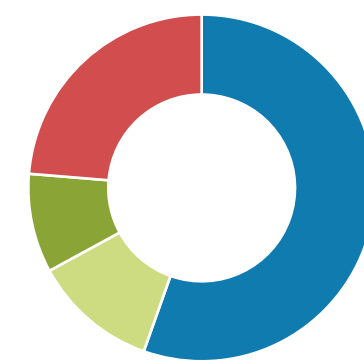
Integrated foreign and security policy ↗




Common defense structures ↗



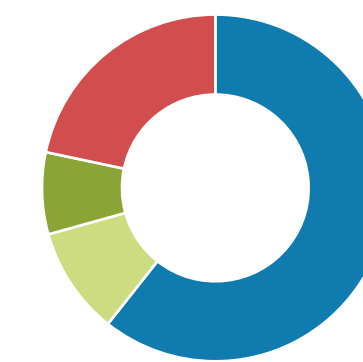
Common border police and coast guard ↗



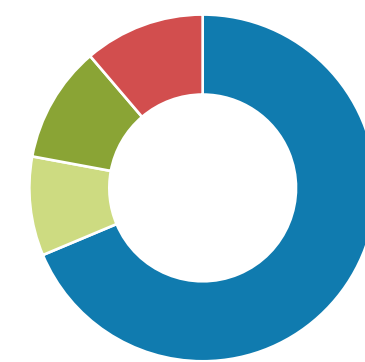
Common policy in justice & home affairs



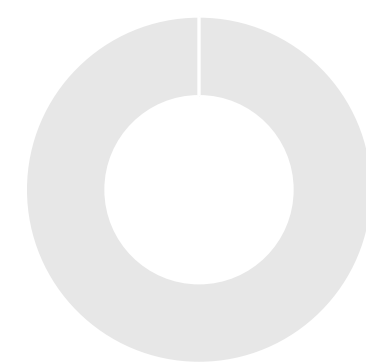
Common immigration and asylum policy ↗



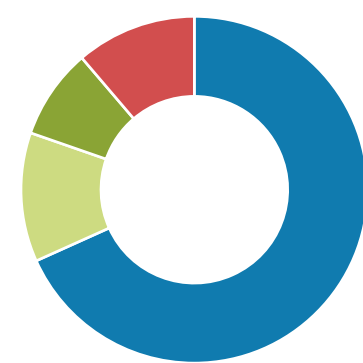
Common development assistance p. ↗



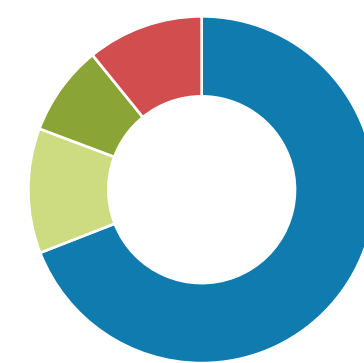
Common Russia policy



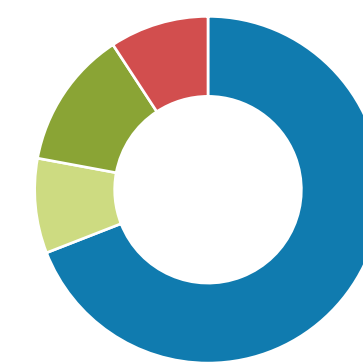
Common Ukraine policy ↗



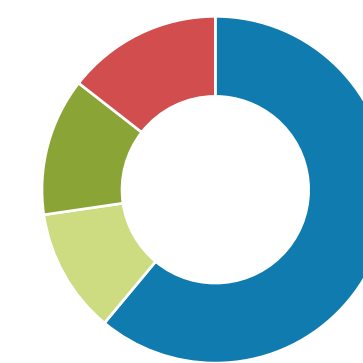
Common Syria policy ↗



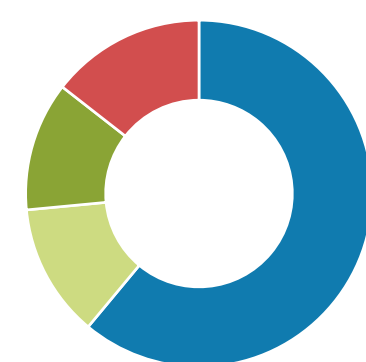
Common MENA policy ↗



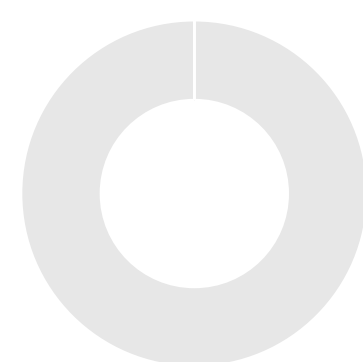
Common China policy ↗



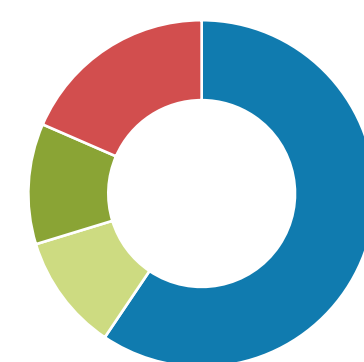
Better governance for the eurozone ↗



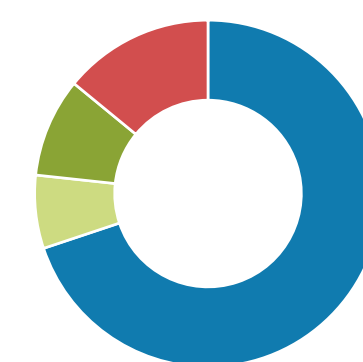
Fully completed single market



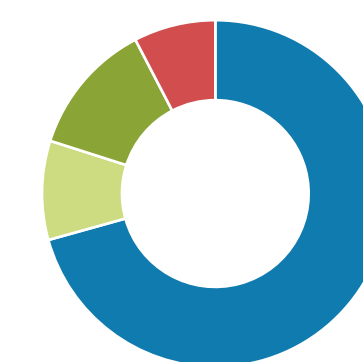
Common social policy ↗



Common energy policy ↗



Single climate policy ↗



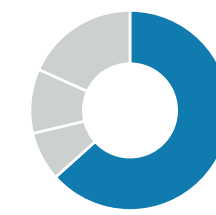
- Policies Overview
- Commitment to Deeper Integration
- Importance of Coalitions
- Preferred Actor Level
- Preferred Actor Level (Public View)**

Number of respondents: 249

# Preferred Actor Level (Public View) Votes by Romania

Q17

“What actor level would your country prefer for the following list of policy projects?”



All EU member states:  
63% of votes



Legally bound core of member states:  
8% of votes

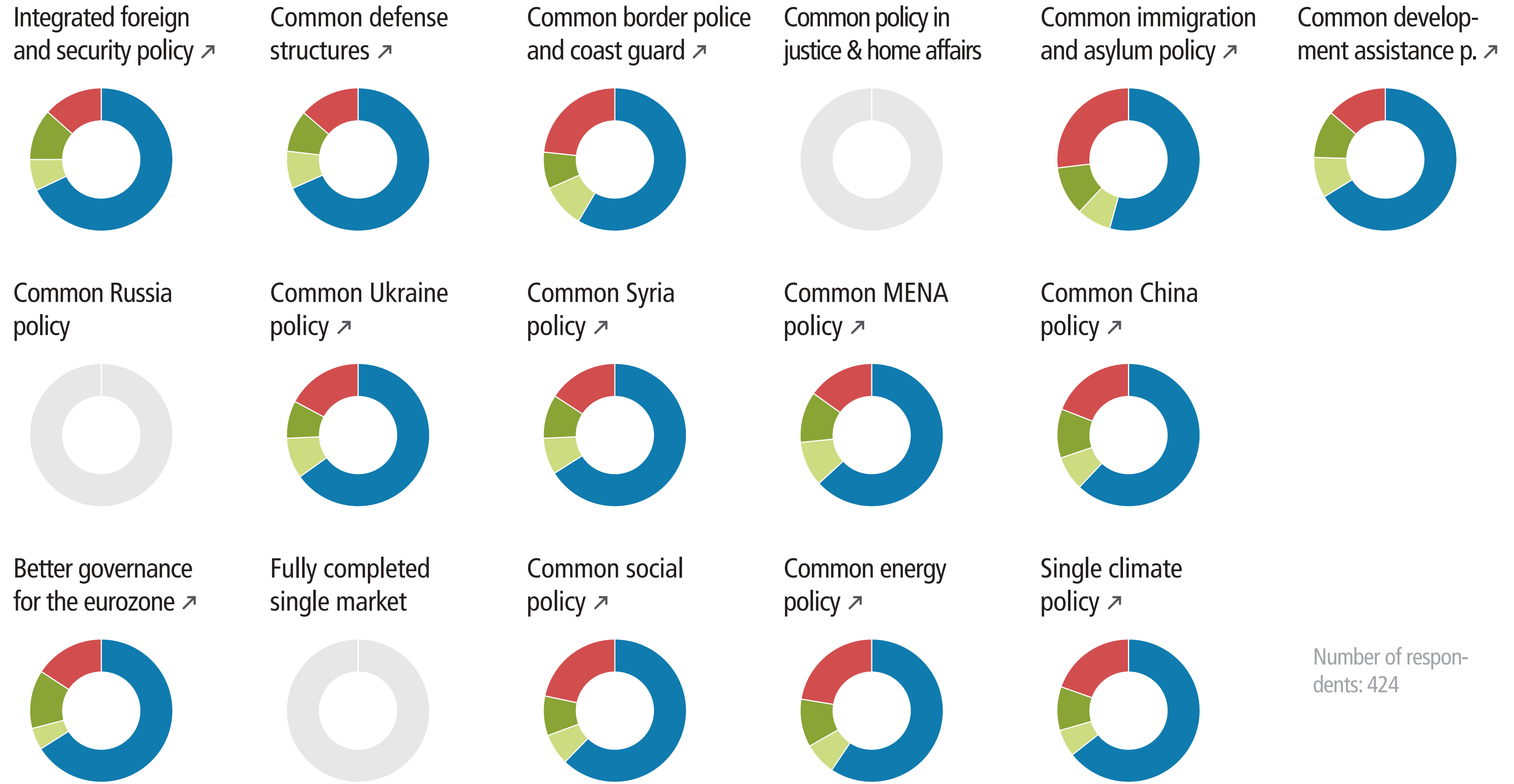


Coalition of member states:  
10% of votes



Only national level:  
18% of votes

Countries	Policies
EU	Affluent Seven
Big Six	Southern Seven
Founding Six	Visegrád Four
Austria	Italy
Belgium	Latvia
Bulgaria	Lithuania
Croatia	Luxembourg
Cyprus	Malta
Czech Rep.	Netherlands
Denmark	Poland
Estonia	Portugal
Finland	<b>Romania</b>
France	Slovakia
Germany	Slovenia
Greece	Spain
Hungary	Sweden
Ireland	UK



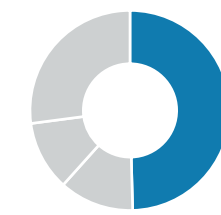
Number of respondents: 424

- Policies Overview
- Commitment to Deeper Integration
- Importance of Coalitions
- Preferred Actor Level
- Preferred Actor Level (Public View)**

# Preferred Actor Level (Public View) Votes by Slovakia

Q17

“What actor level would your country prefer for the following list of policy projects?”



All EU member states:  
50% of votes



Legally bound core of member states:  
12% of votes




Coalition of member states:  
11% of votes



Only national level:  
27% of votes

Countries	Policies
EU	Affluent Seven
Big Six	Southern Seven
Founding Six	Visegrád Four
Austria	Italy
Belgium	Latvia
Bulgaria	Lithuania
Croatia	Luxembourg
Cyprus	Malta
Czech Rep.	Netherlands
Denmark	Poland
Estonia	Portugal
Finland	Romania
France	<b>Slovakia</b>
Germany	Slovenia
Greece	Spain
Hungary	Sweden
Ireland	UK



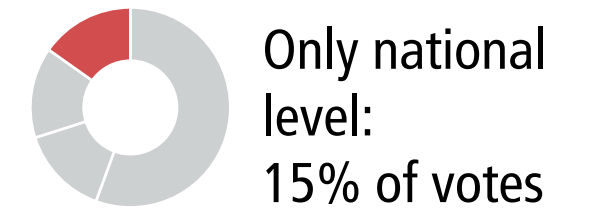
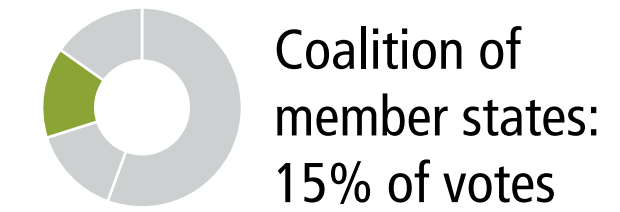
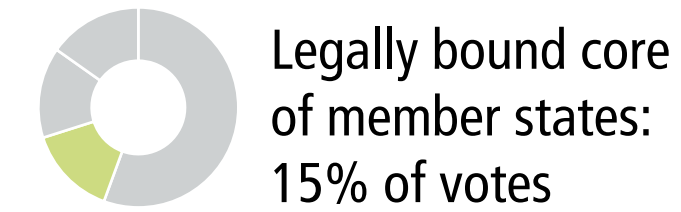
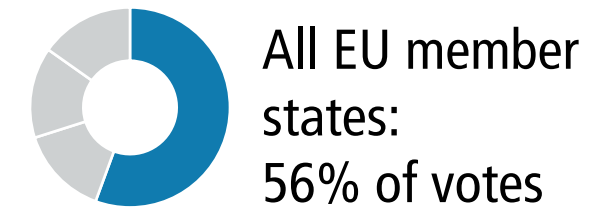
Number of respondents: 144

- Policies Overview
- Commitment to Deeper Integration
- Importance of Coalitions
- Preferred Actor Level
- Preferred Actor Level (Public View)**

# Preferred Actor Level (Public View) Votes by Slovenia

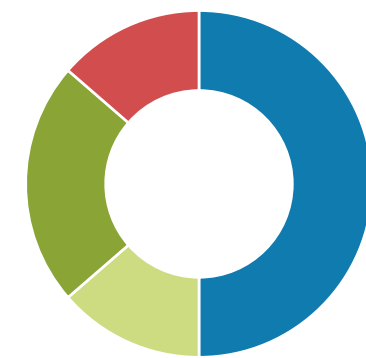
## Q17

“What actor level would your country prefer for the following list of policy projects?”

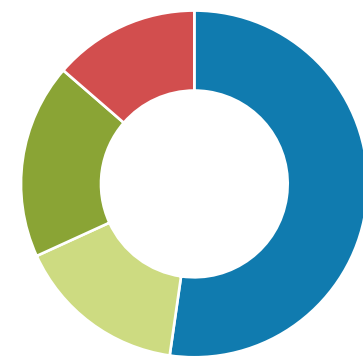


Countries	Policies
EU	Affluent Seven
Big Six	Southern Seven
Founding Six	Visegrád Four
Austria	Italy
Belgium	Latvia
Bulgaria	Lithuania
Croatia	Luxembourg
Cyprus	Malta
Czech Rep.	Netherlands
Denmark	Poland
Estonia	Portugal
Finland	Romania
France	Slovakia
Germany	<b>Slovenia</b>
Greece	Spain
Hungary	Sweden
Ireland	UK

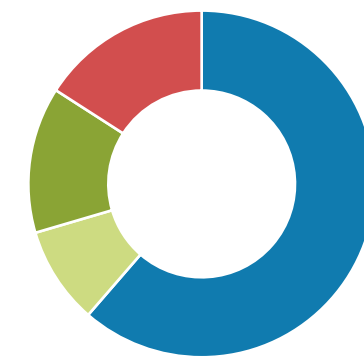
Integrated foreign and security policy ↗




Common defense structures ↗



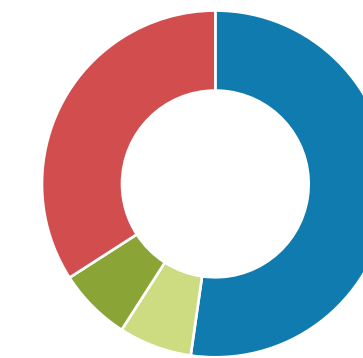
Common border police and coast guard ↗



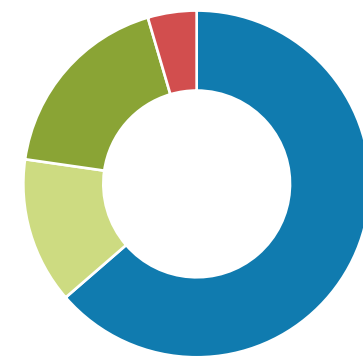
Common policy in justice & home affairs



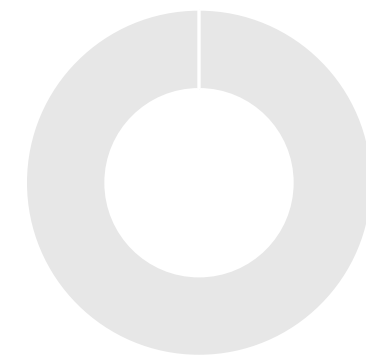
Common immigration and asylum policy ↗



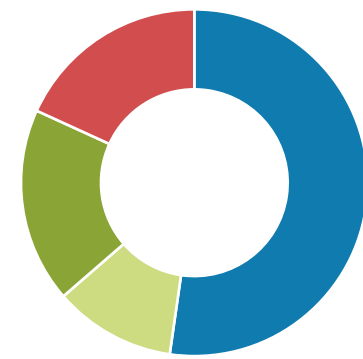
Common development assistance p. ↗



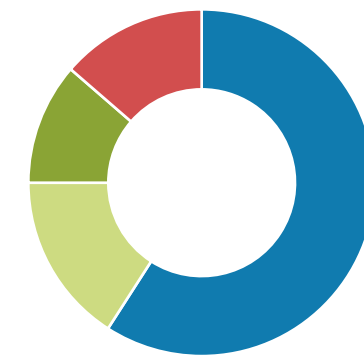
Common Russia policy



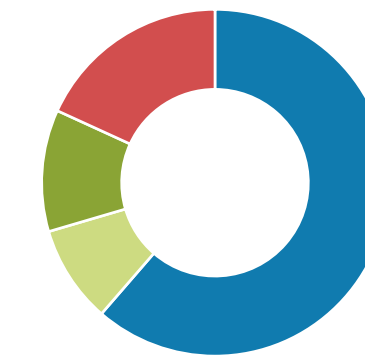
Common Ukraine policy ↗



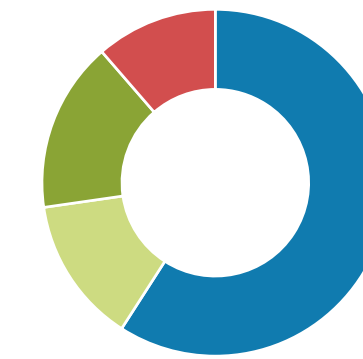
Common Syria policy ↗



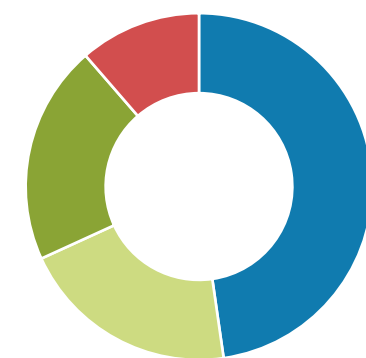
Common MENA policy ↗



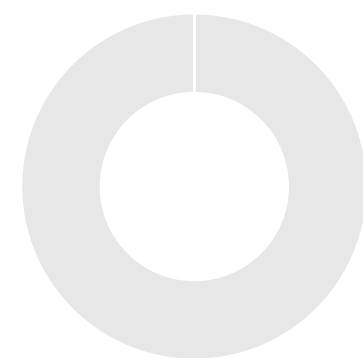
Common China policy ↗



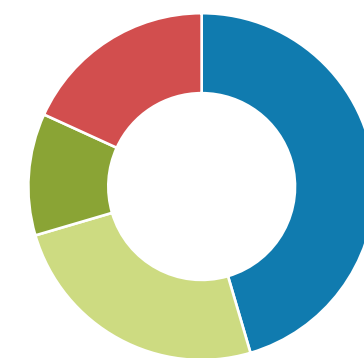
Better governance for the eurozone ↗



Fully completed single market



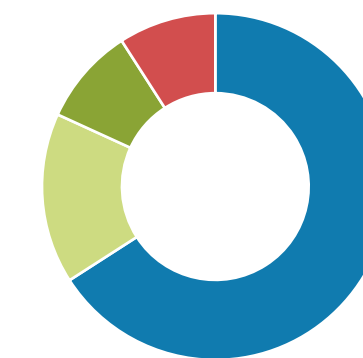
Common social policy ↗



Common energy policy ↗



Single climate policy ↗



Policies Overview  
Commitment to Deeper Integration  
Importance of Coalitions  
Preferred Actor Level

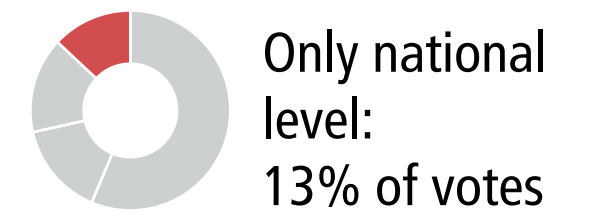
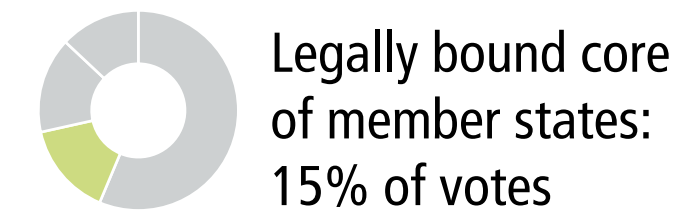
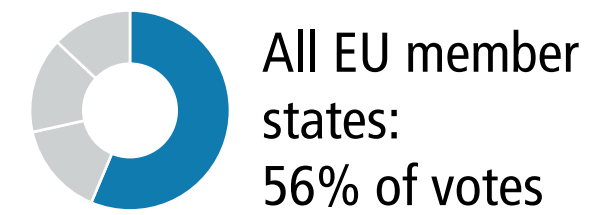
Preferred Actor Level (Public View)

Number of respondents: 44

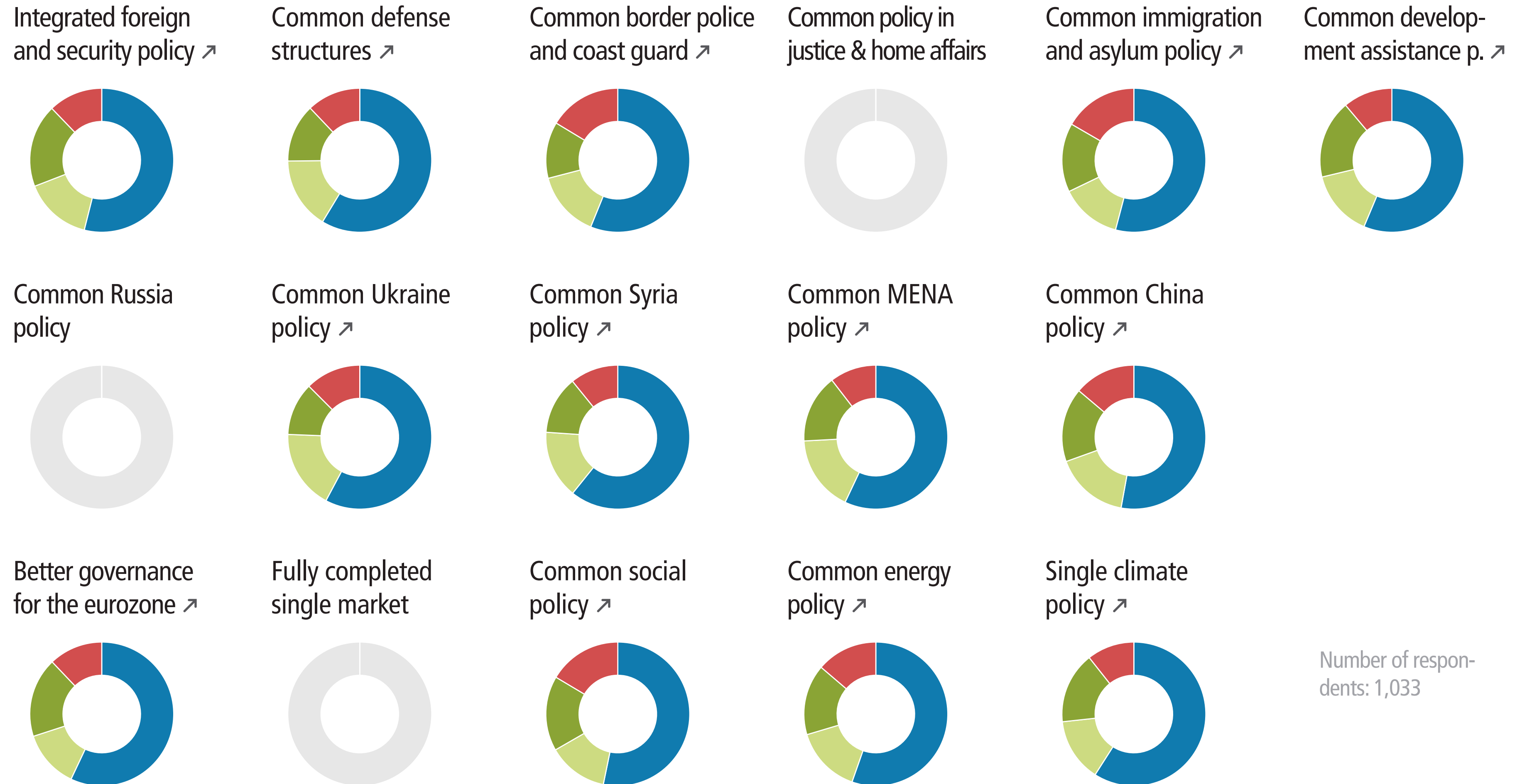
# Preferred Actor Level (Public View) Votes by Spain

Q17

“What actor level would your country prefer for the following list of policy projects?”



Countries	Policies
EU	Affluent Seven
Big Six	Southern Seven
Founding Six	Visegrád Four
Austria	Italy
Belgium	Latvia
Bulgaria	Lithuania
Croatia	Luxembourg
Cyprus	Malta
Czech Rep.	Netherlands
Denmark	Poland
Estonia	Portugal
Finland	Romania
France	Slovakia
Germany	Slovenia
Greece	<b>Spain</b>
Hungary	Sweden
Ireland	UK



Number of respondents: 1,033

- Policies Overview
- Commitment to Deeper Integration
- Importance of Coalitions
- Preferred Actor Level

Preferred Actor Level (Public View)



# Preferred Actor Level (Public View) Votes by Sweden

Q17

“What actor level would your country prefer for the following list of policy projects?”



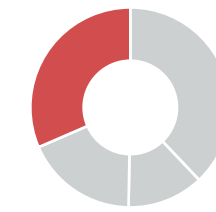
All EU member states:  
38% of votes



Legally bound core of member states:  
12% of votes

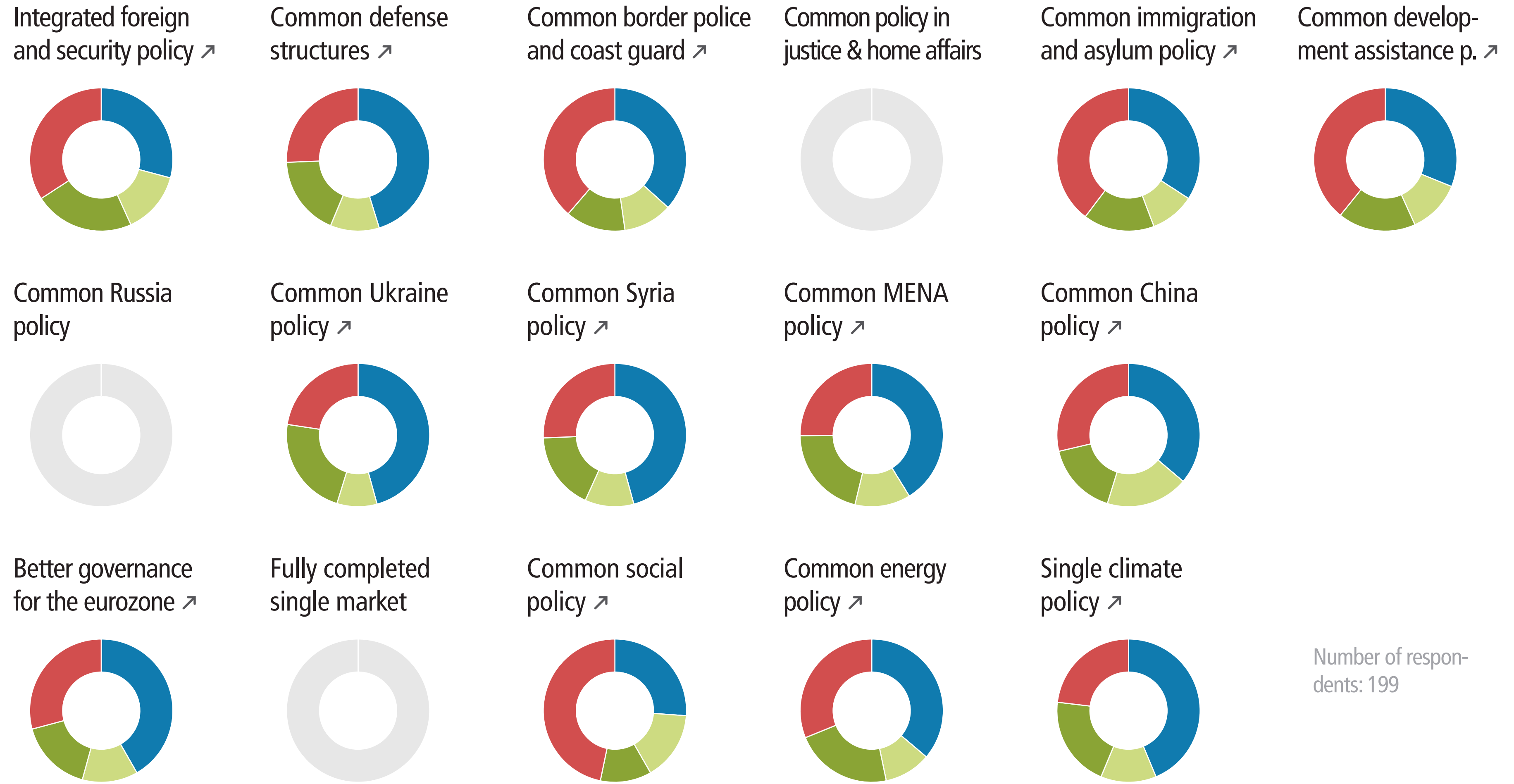


Coalition of member states:  
18% of votes



Only national level:  
32% of votes

Countries	Policies
EU	Affluent Seven
Big Six	Southern Seven
Founding Six	Visegrád Four
Austria	Italy
Belgium	Latvia
Bulgaria	Lithuania
Croatia	Luxembourg
Cyprus	Malta
Czech Rep.	Netherlands
Denmark	Poland
Estonia	Portugal
Finland	Romania
France	Slovakia
Germany	Slovenia
Greece	Spain
Hungary	<b>Sweden</b>
Ireland	UK



Number of respondents: 199

- Policies Overview
- Commitment to Deeper Integration
- Importance of Coalitions
- Preferred Actor Level
- Preferred Actor Level (Public View)**

# Preferred Actor Level (Public View) Votes by UK

Q17

“What actor level would your country prefer for the following list of policy projects?”



All EU member states:  
49% of votes



Legally bound core of member states:  
14% of votes




Coalition of member states:  
12% of votes



Only national level:  
25% of votes

Countries	Policies
EU	Affluent Seven
Big Six	Southern Seven
Founding Six	Visegrád Four
Austria	Italy
Belgium	Latvia
Bulgaria	Lithuania
Croatia	Luxembourg
Cyprus	Malta
Czech Rep.	Netherlands
Denmark	Poland
Estonia	Portugal
Finland	Romania
France	Slovakia
Germany	Slovenia
Greece	Spain
Hungary	Sweden
Ireland	<b>UK</b>



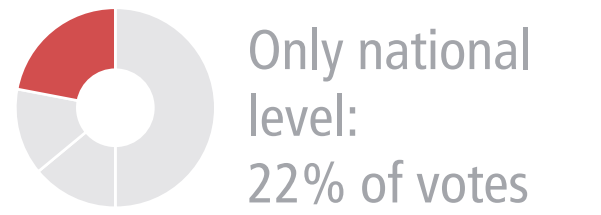
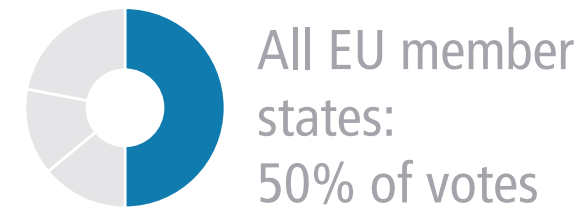
Number of respondents: 1,441

- Policies Overview
- Commitment to Deeper Integration
- Importance of Coalitions
- Preferred Actor Level
- Preferred Actor Level (Public View)**

# Preferred Actor Level (Public View) All policies

**Q17** "What actor level would your country prefer for the following list of policy projects?"

All four actor levels



Countries **Policies**

All policies

- Integrated foreign and security policy
- Common defence structures
- Common border police and coast guard
- Common policy in justice and home affairs
- Common immigration and asylum policy
- Common development assistance policy

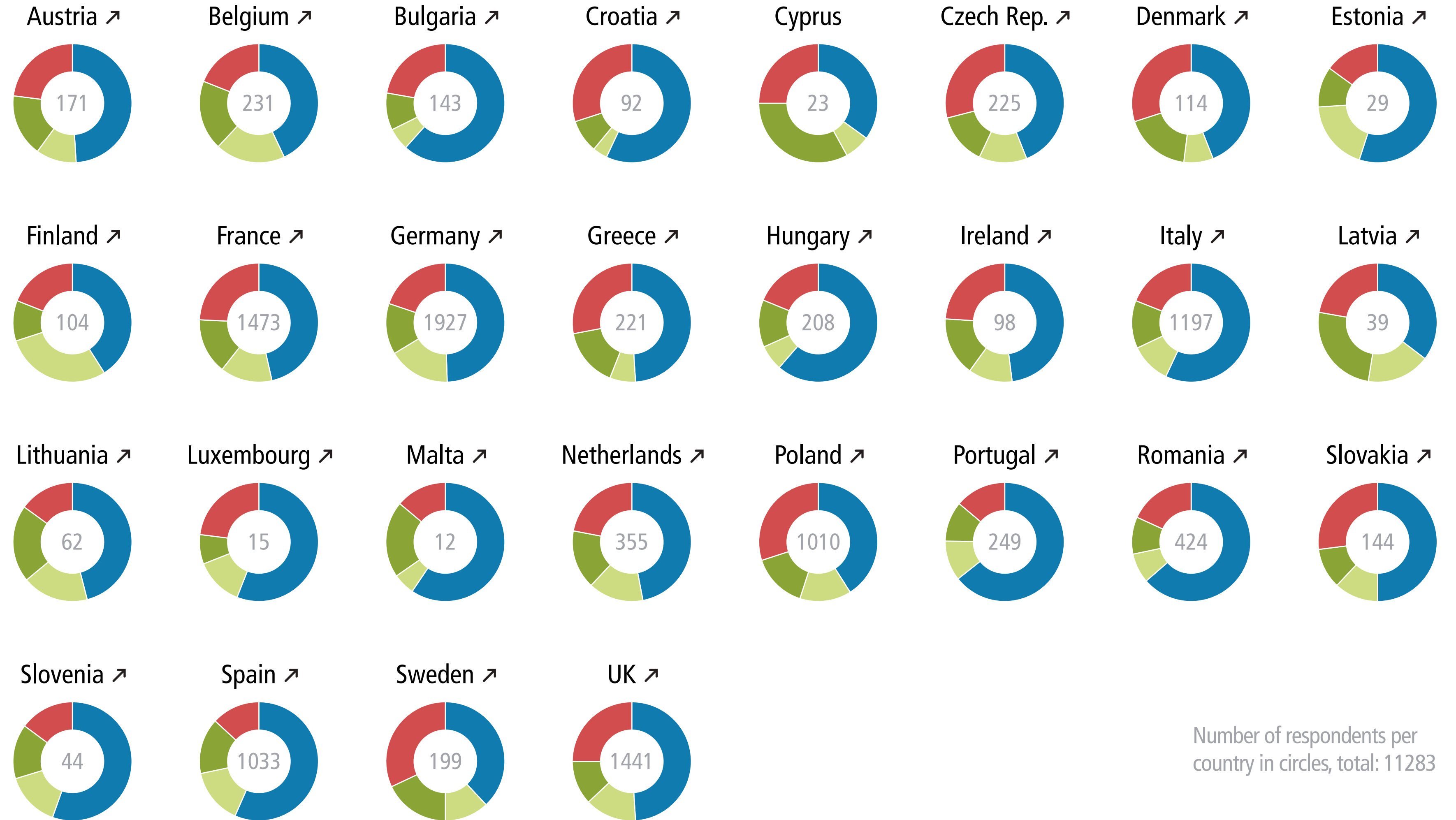
- Common Russia policy
- Common Ukraine policy
- Common Syria policy
- Common MENA policy
- Common China policy

- Better governance for the eurozone
- Fully completed single market
- Common social policy
- Common energy policy
- Single climate policy

Policies Overview

- Commitment to Deeper Integration
- Importance of Coalitions
- Preferred Actor Level

Preferred Actor Level (Public View)



Number of respondents per country in circles, total: 11283

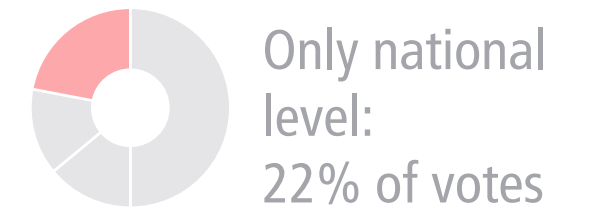
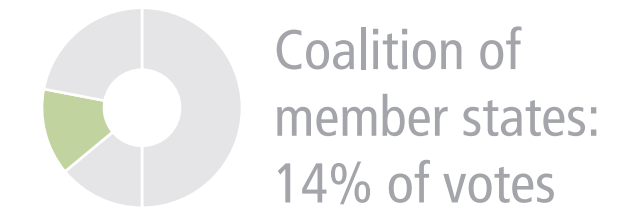
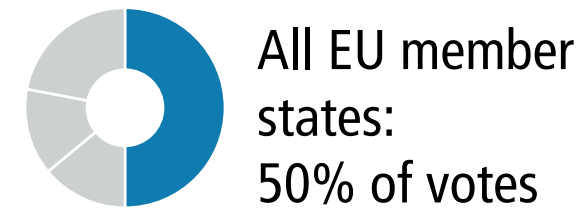


# Preferred Actor Level (Public View) All policies

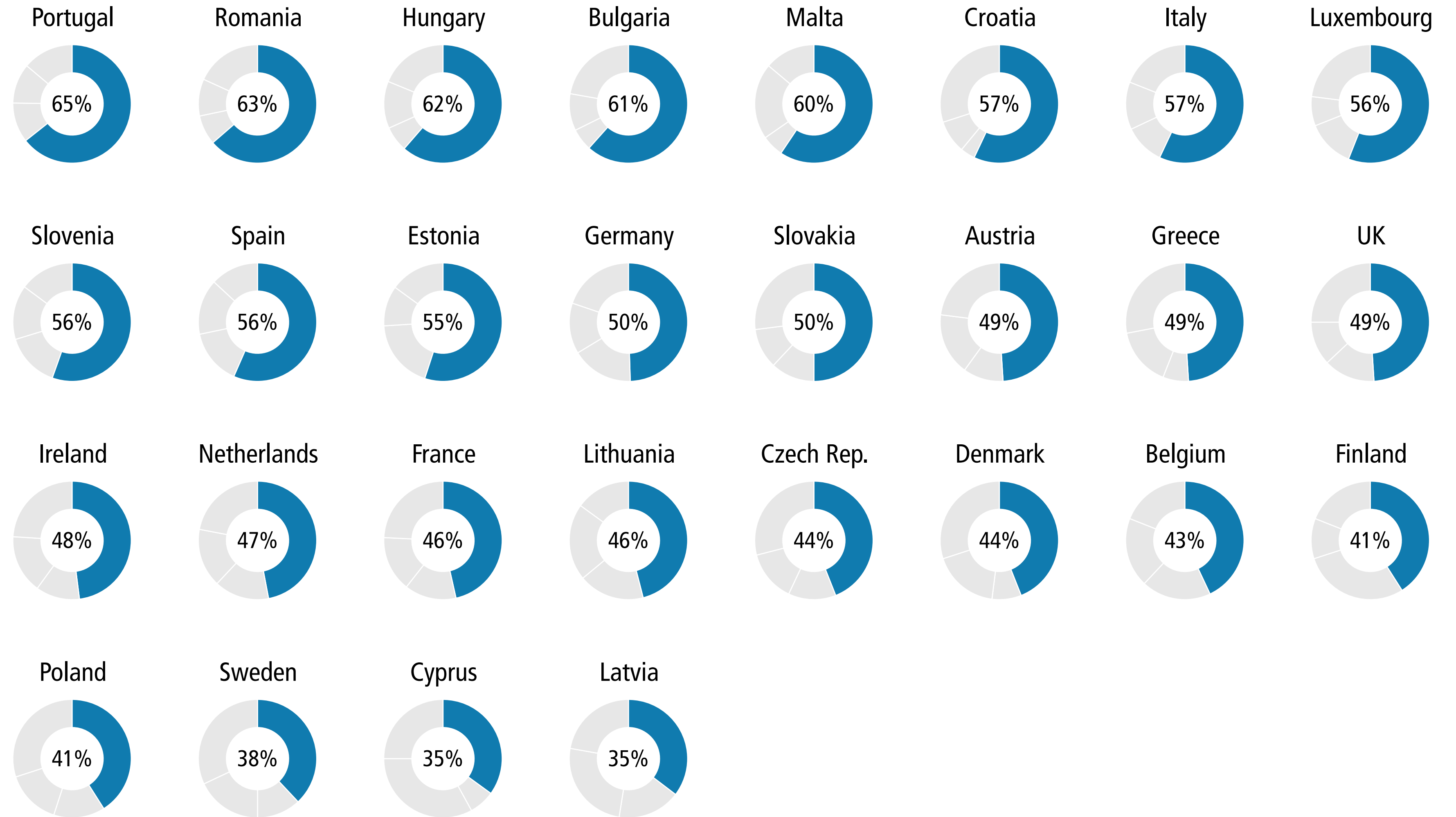
Q17

“What actor level would your country prefer for the following list of policy projects?”

All four actor levels



Countries	Policies
	All policies
	Integrated foreign and security policy
	Common defence structures
	Common border police and coast guard
	Common policy in justice and home affairs
	Common immigration and asylum policy
	Common development assistance policy
	Common Russia policy
	Common Ukraine policy
	Common Syria policy
	Common MENA policy
	Common China policy
	Better governance for the eurozone
	Fully completed single market
	Common social policy
	Common energy policy
	Single climate policy
	Policies Overview
	Commitment to Deeper Integration
	Importance of Coalitions
	Preferred Actor Level
	Preferred Actor Level (Public View)

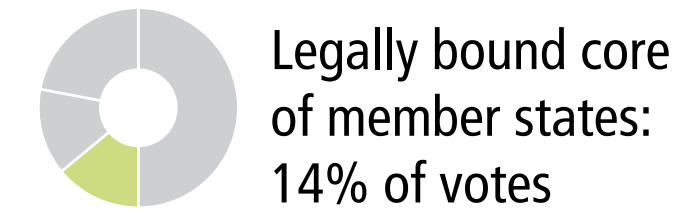
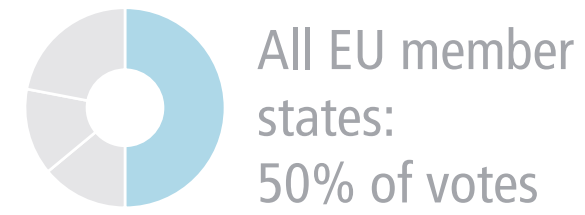


# Preferred Actor Level (Public View) All policies

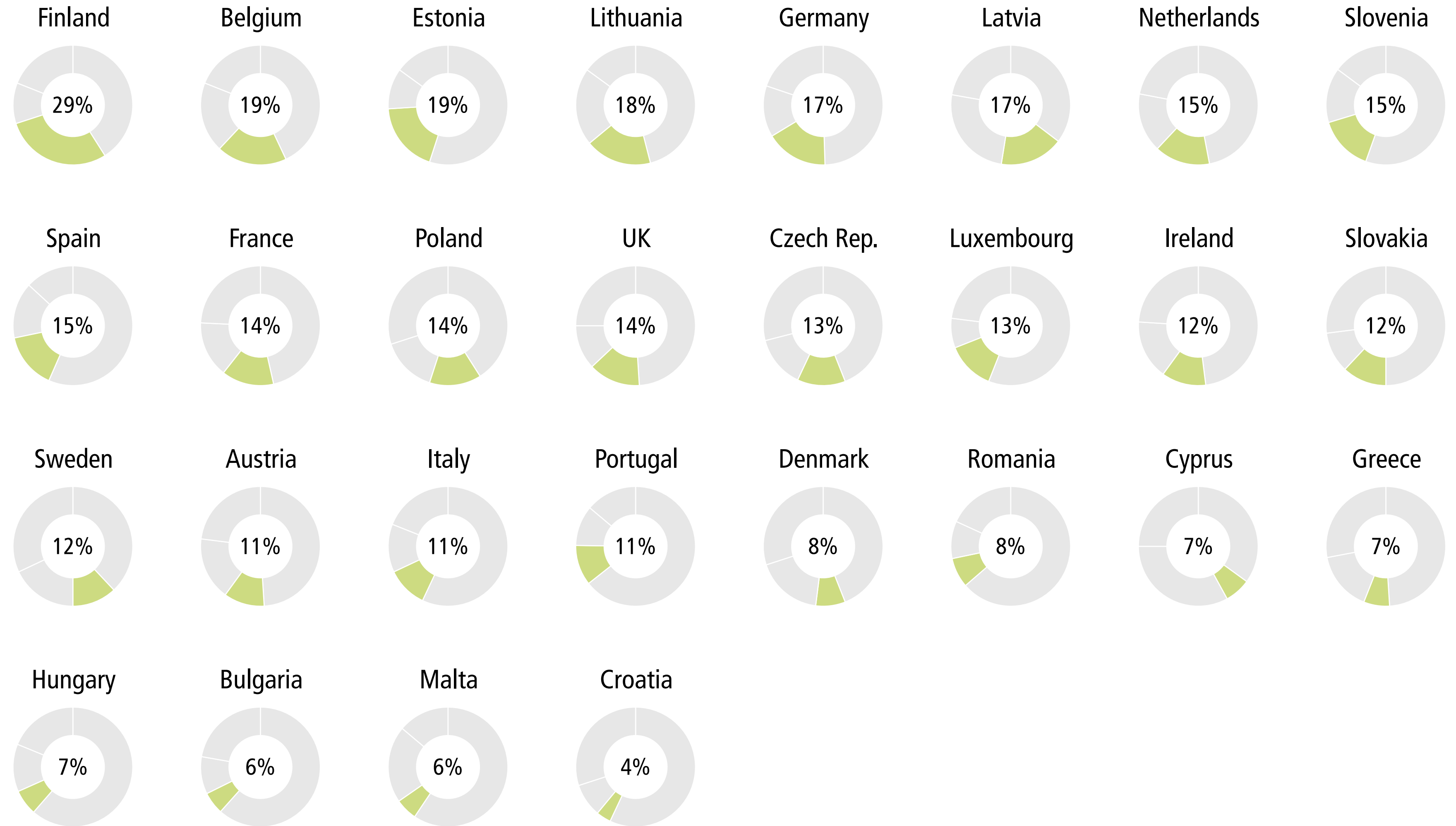
Q17

“What actor level would your country prefer for the following list of policy projects?”

All four actor levels



Countries	Policies
	All policies
	Integrated foreign and security policy
	Common defence structures
	Common border police and coast guard
	Common policy in justice and home affairs
	Common immigration and asylum policy
	Common development assistance policy
	Common Russia policy
	Common Ukraine policy
	Common Syria policy
	Common MENA policy
	Common China policy
	Better governance for the eurozone
	Fully completed single market
	Common social policy
	Common energy policy
	Single climate policy
	Policies Overview
	Commitment to Deeper Integration
	Importance of Coalitions
	Preferred Actor Level
	Preferred Actor Level (Public View)

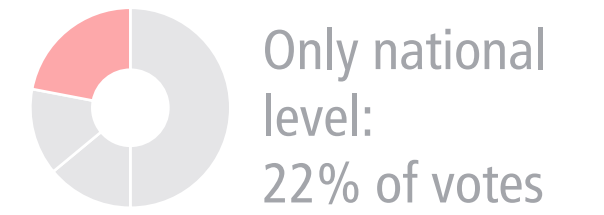
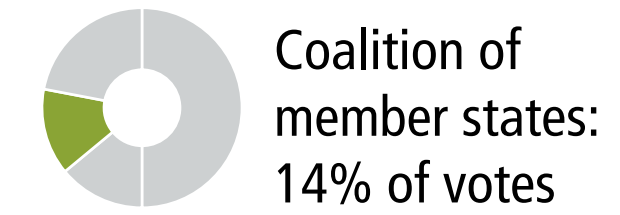
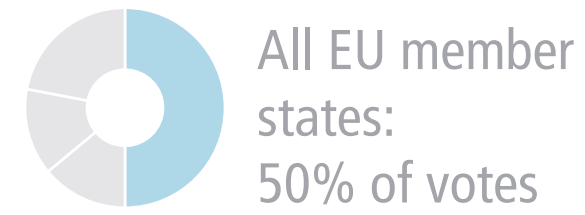


# Preferred Actor Level (Public View) All policies

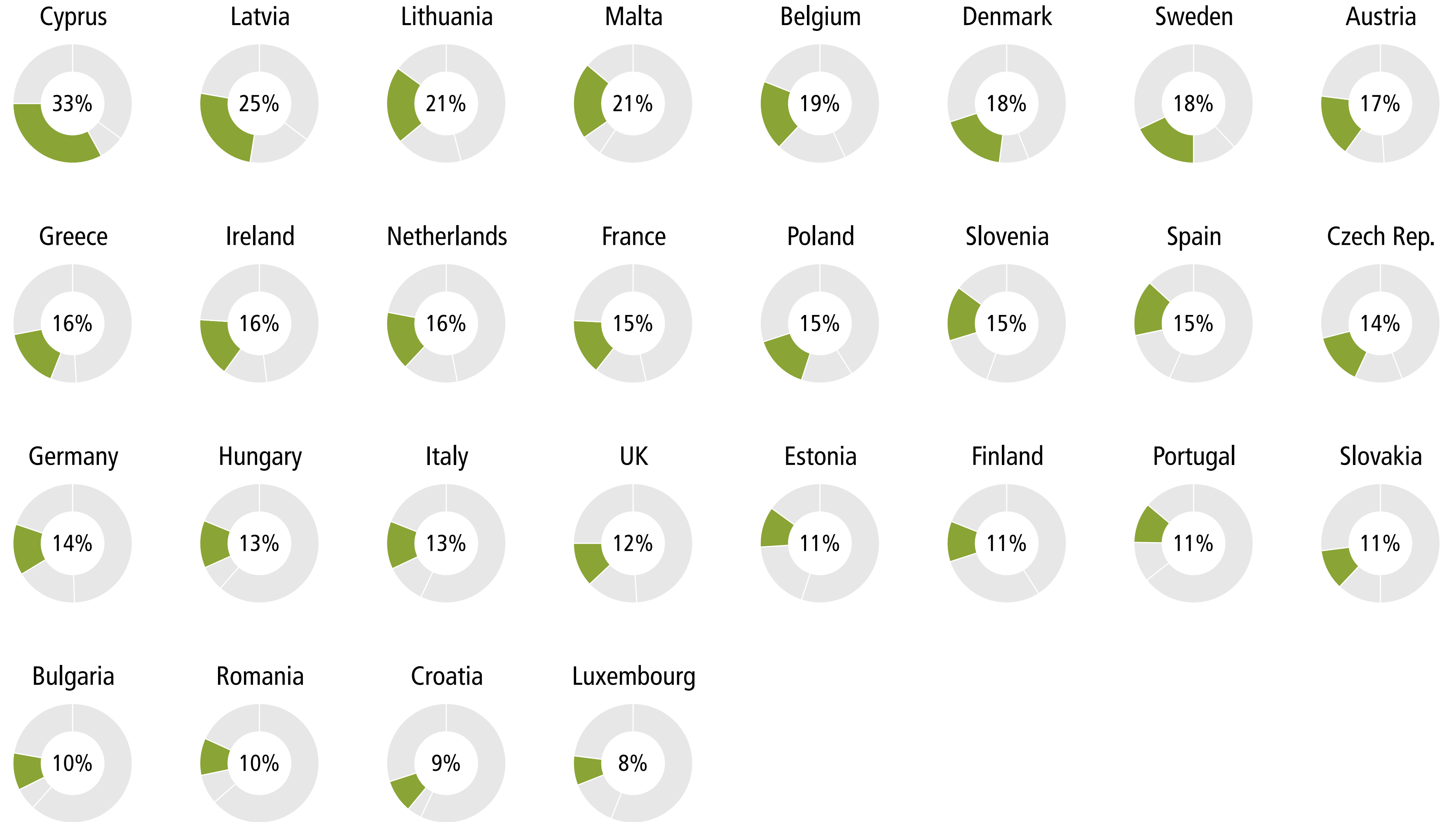
Q17

“What actor level would your country prefer for the following list of policy projects?”

All four actor levels



Countries	Policies
	All policies
	Integrated foreign and security policy
	Common defence structures
	Common border police and coast guard
	Common policy in justice and home affairs
	Common immigration and asylum policy
	Common development assistance policy
	Common Russia policy
	Common Ukraine policy
	Common Syria policy
	Common MENA policy
	Common China policy
	Better governance for the eurozone
	Fully completed single market
	Common social policy
	Common energy policy
	Single climate policy
	Policies Overview
	Commitment to Deeper Integration
	Importance of Coalitions
	Preferred Actor Level
	Preferred Actor Level (Public View)

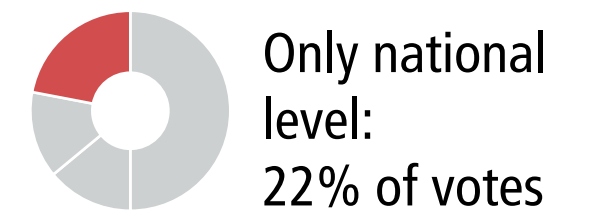
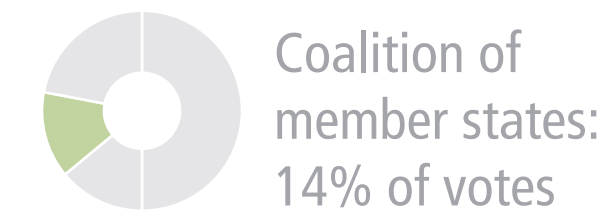
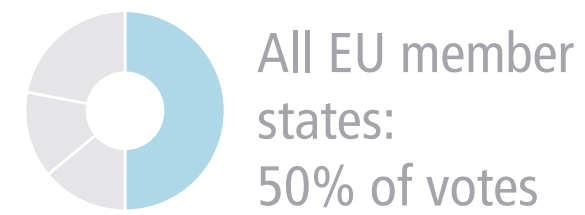


# Preferred Actor Level (Public View) All policies

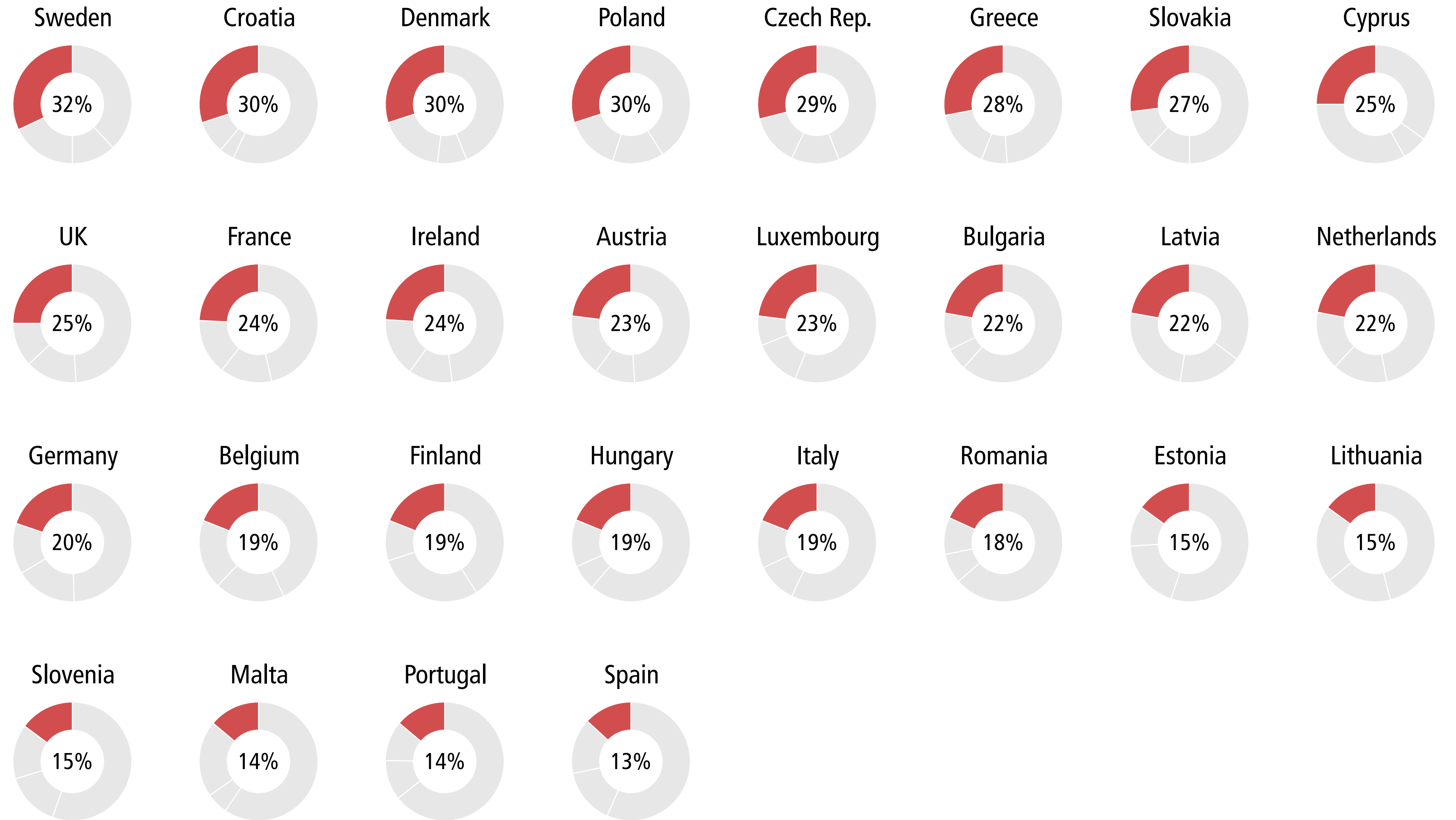
Q17

“What actor level would your country prefer for the following list of policy projects?”

All four actor levels



Countries	Policies
	All policies
	Integrated foreign and security policy
	Common defence structures
	Common border police and coast guard
	Common policy in justice and home affairs
	Common immigration and asylum policy
	Common development assistance policy
	Common Russia policy
	Common Ukraine policy
	Common Syria policy
	Common MENA policy
	Common China policy
	Better governance for the eurozone
	Fully completed single market
	Common social policy
	Common energy policy
	Single climate policy
	Policies Overview
	Commitment to Deeper Integration
	Importance of Coalitions
	Preferred Actor Level
	Preferred Actor Level (Public View)



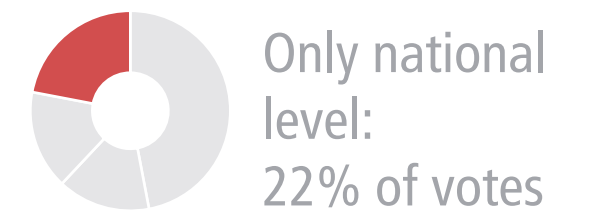
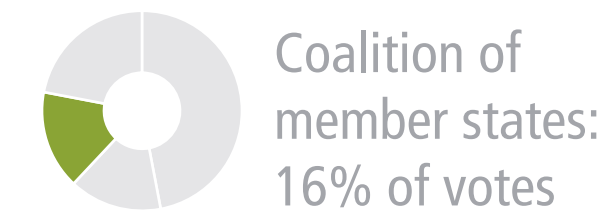
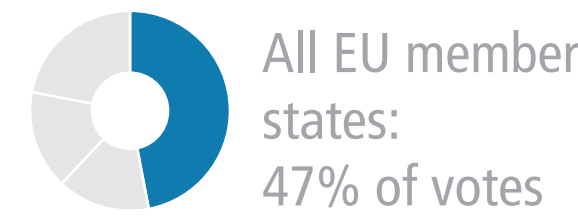
# Preferred Actor Level (Public View)

## Integrated foreign and security policy

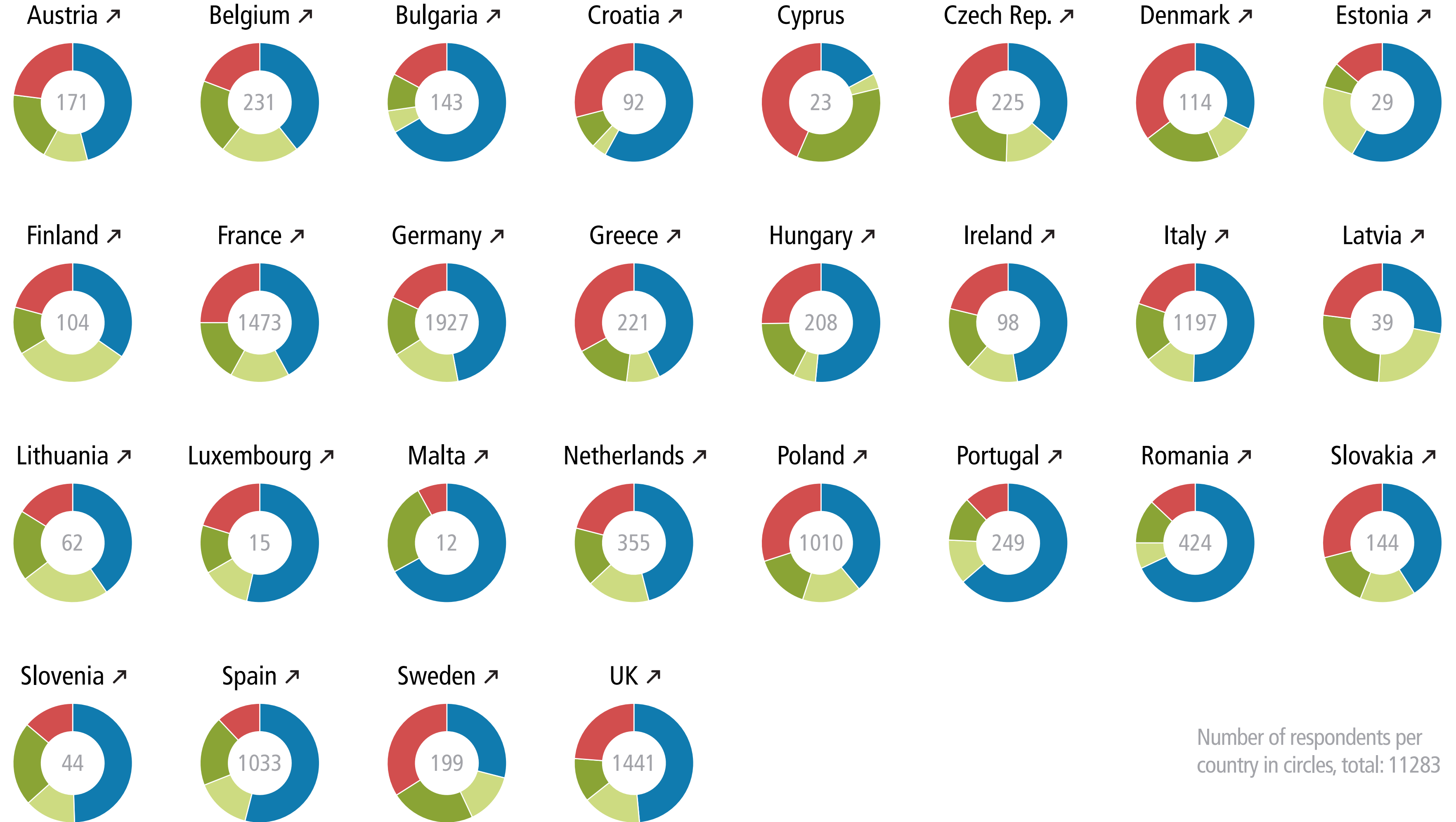
Q17

“What actor level would your country prefer for the following list of policy projects?”

All four actor levels



Countries	Policies
	All policies
	<b>Integrated foreign and security policy</b>
	Common defence structures
	Common border police and coast guard
	Common policy in justice and home affairs
	Common immigration and asylum policy
	Common development assistance policy
	Common Russia policy
	Common Ukraine policy
	Common Syria policy
	Common MENA policy
	Common China policy
	Better governance for the eurozone
	Fully completed single market
	Common social policy
	Common energy policy
	Single climate policy
	Policies Overview
	Commitment to Deeper Integration
	Importance of Coalitions
	Preferred Actor Level
	<b>Preferred Actor Level (Public View)</b>



Number of respondents per country in circles, total: 11283

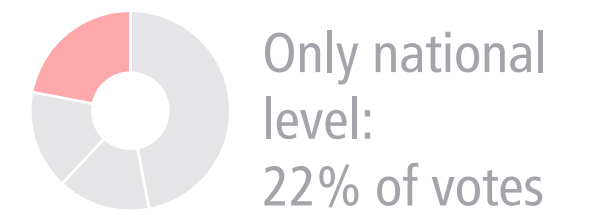
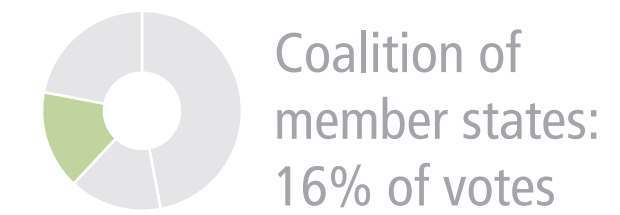
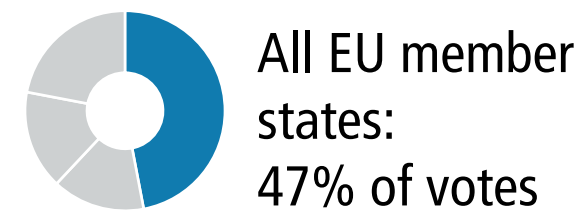




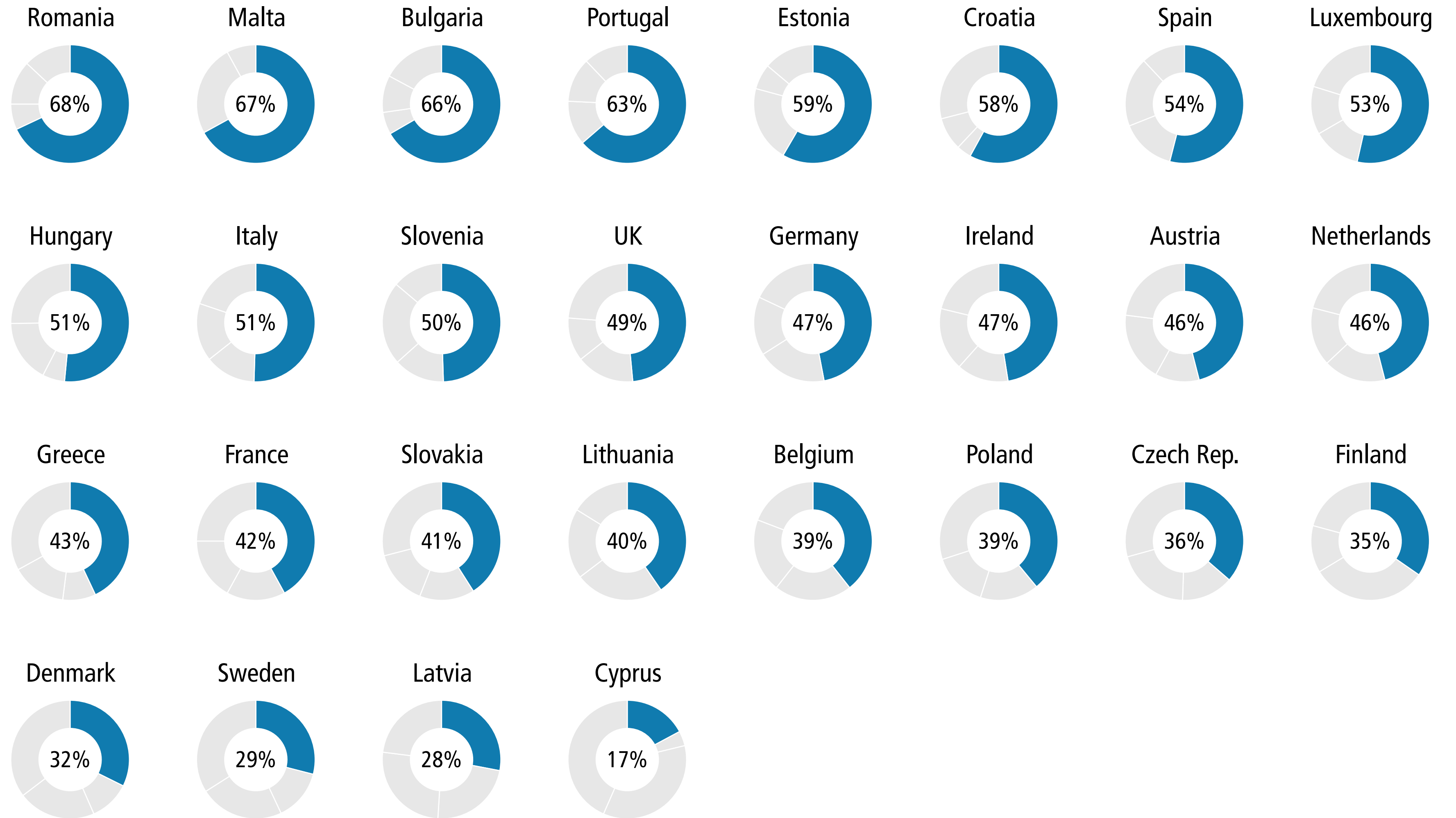
# Preferred Actor Level (Public View) Integrated foreign and security policy

**Q17** "What actor level would your country prefer for the following list of policy projects?"

All four actor levels



Countries	Policies
	All policies
	<b>Integrated foreign and security policy</b>
	Common defence structures
	Common border police and coast guard
	Common policy in justice and home affairs
	Common immigration and asylum policy
	Common development assistance policy
	Common Russia policy
	Common Ukraine policy
	Common Syria policy
	Common MENA policy
	Common China policy
	Better governance for the eurozone
	Fully completed single market
	Common social policy
	Common energy policy
	Single climate policy
	Policies Overview
	Commitment to Deeper Integration
	Importance of Coalitions
	Preferred Actor Level
	<b>Preferred Actor Level (Public View)</b>

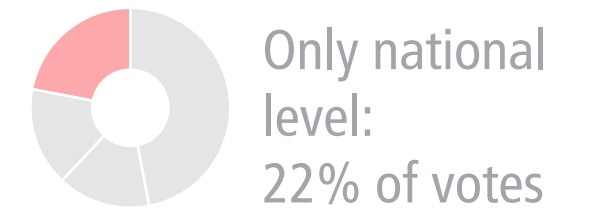
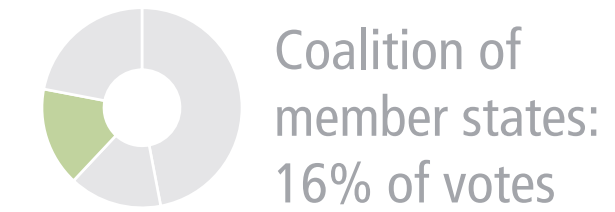
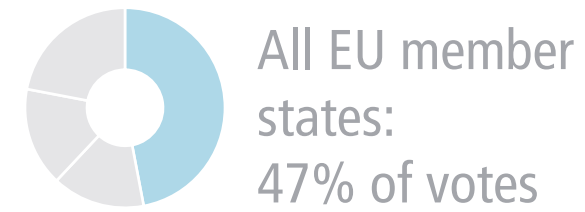


# Preferred Actor Level (Public View) Integrated foreign and security policy

Q17

“What actor level would your country prefer for the following list of policy projects?”

All four actor levels



Countries **Policies**

All policies

**Integrated foreign and security policy**

Common defence structures

Common border police and coast guard

Common policy in justice and home affairs

Common immigration and asylum policy

Common development assistance policy

Common Russia policy

Common Ukraine policy

Common Syria policy

Common MENA policy

Common China policy

Better governance for the eurozone

Fully completed single market

Common social policy

Common energy policy

Single climate policy

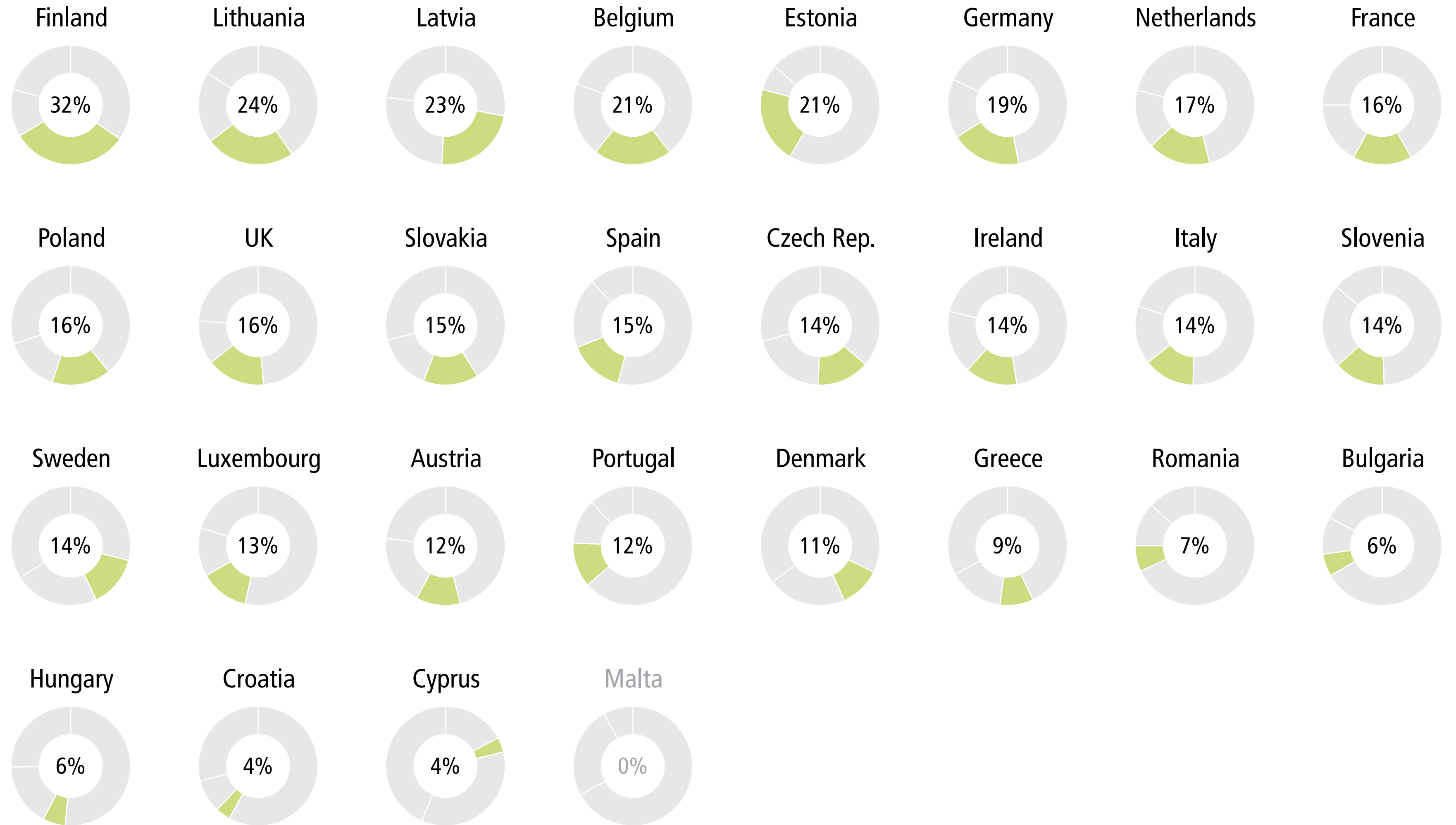
Policies Overview

Commitment to Deeper Integration

Importance of Coalitions

Preferred Actor Level

**Preferred Actor Level (Public View)**



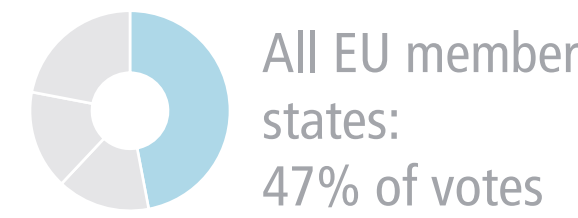
# Preferred Actor Level (Public View)

## Integrated foreign and security policy

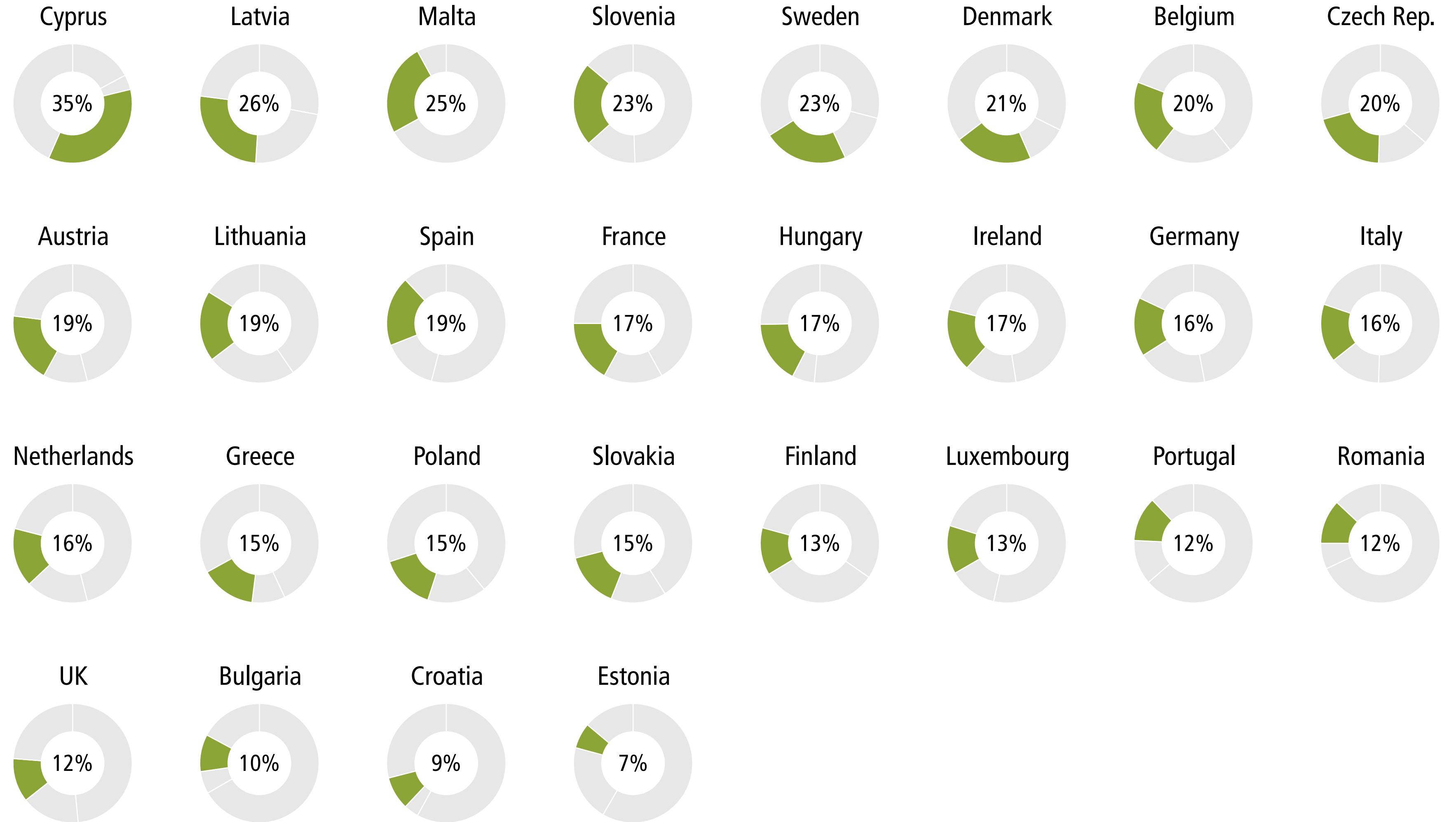
Q17

“What actor level would your country prefer for the following list of policy projects?”

All four actor levels



Countries	Policies
	All policies
	<b>Integrated foreign and security policy</b>
	Common defence structures
	Common border police and coast guard
	Common policy in justice and home affairs
	Common immigration and asylum policy
	Common development assistance policy
	Common Russia policy
	Common Ukraine policy
	Common Syria policy
	Common MENA policy
	Common China policy
	Better governance for the eurozone
	Fully completed single market
	Common social policy
	Common energy policy
	Single climate policy
	Policies Overview
	Commitment to Deeper Integration
	Importance of Coalitions
	Preferred Actor Level
	<b>Preferred Actor Level (Public View)</b>

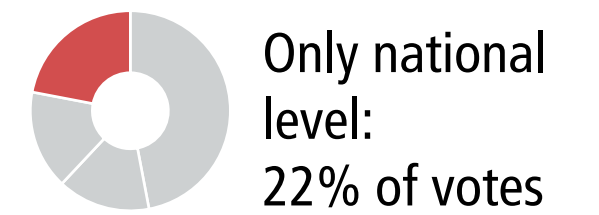
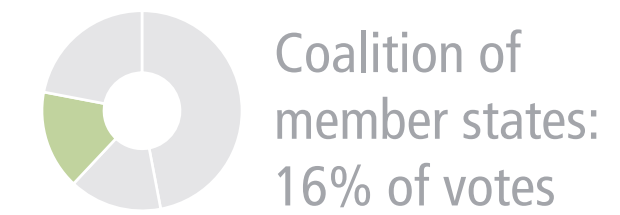



# Preferred Actor Level (Public View) Integrated foreign and security policy

Q17

“What actor level would your country prefer for the following list of policy projects?”

All four actor levels



Countries **Policies**

All policies

**Integrated foreign and security policy**

Common defence structures

Common border police and coast guard

Common policy in justice and home affairs

Common immigration and asylum policy

Common development assistance policy

Common Russia policy

Common Ukraine policy

Common Syria policy

Common MENA policy

Common China policy

Better governance for the eurozone

Fully completed single market

Common social policy

Common energy policy

Single climate policy

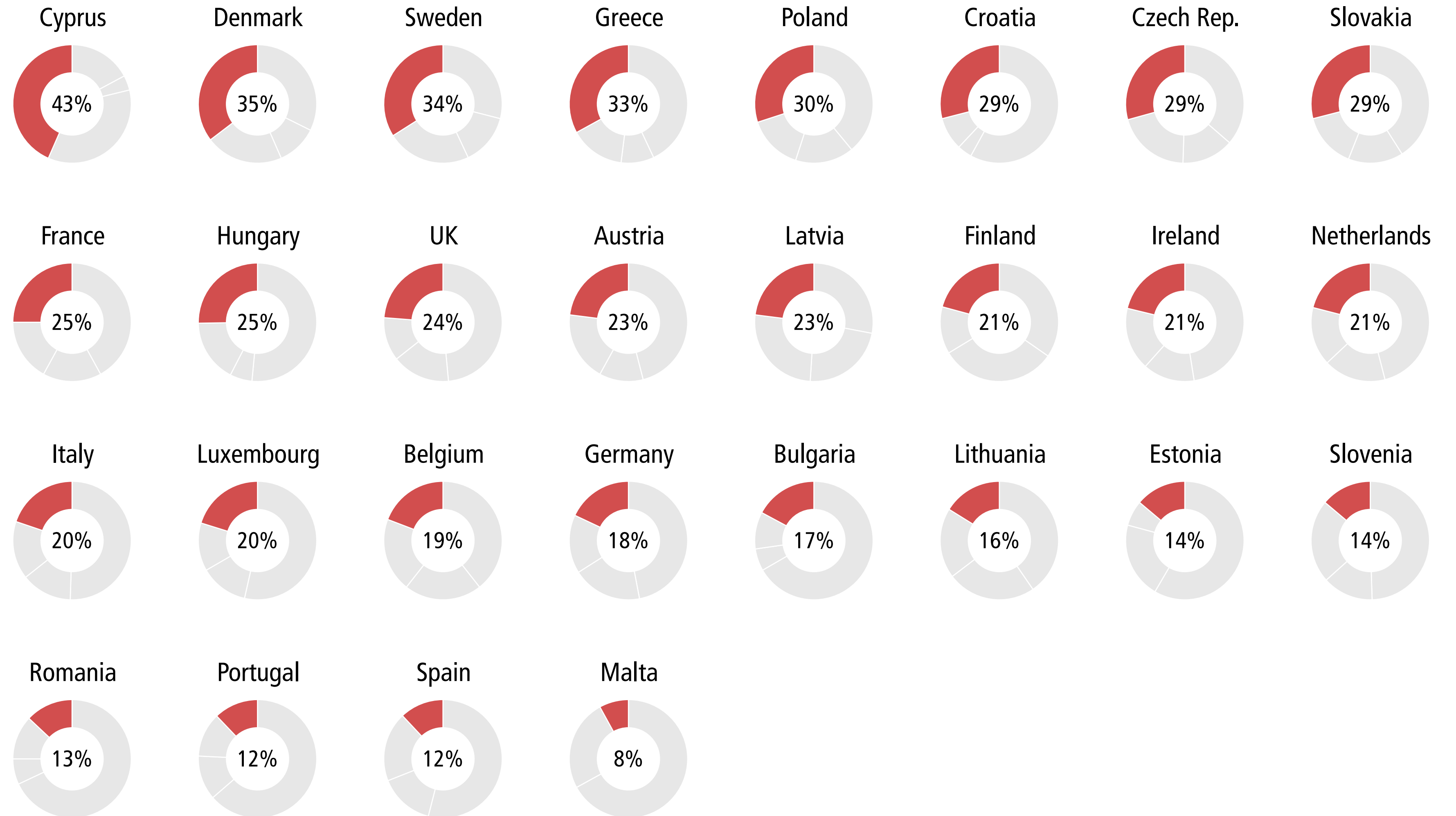
Policies Overview

Commitment to Deeper Integration

Importance of Coalitions

Preferred Actor Level

**Preferred Actor Level (Public View)**



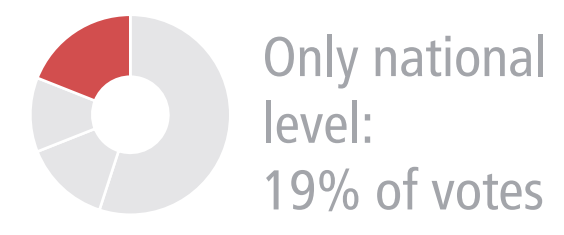
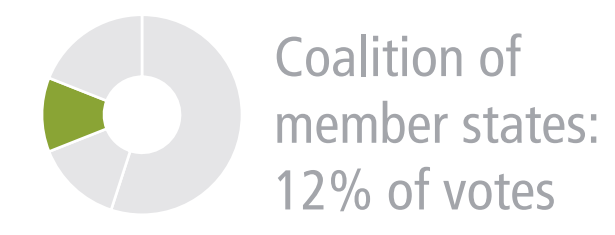
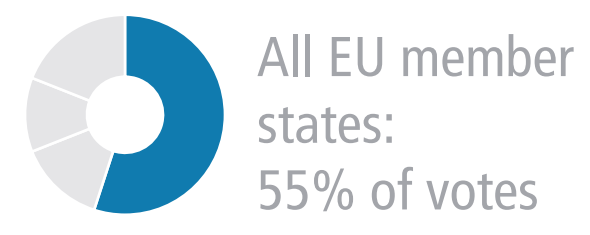
# Preferred Actor Level (Public View)

# Common Defense Structures

Q17

“What actor level would your country prefer for the following list of policy projects?”

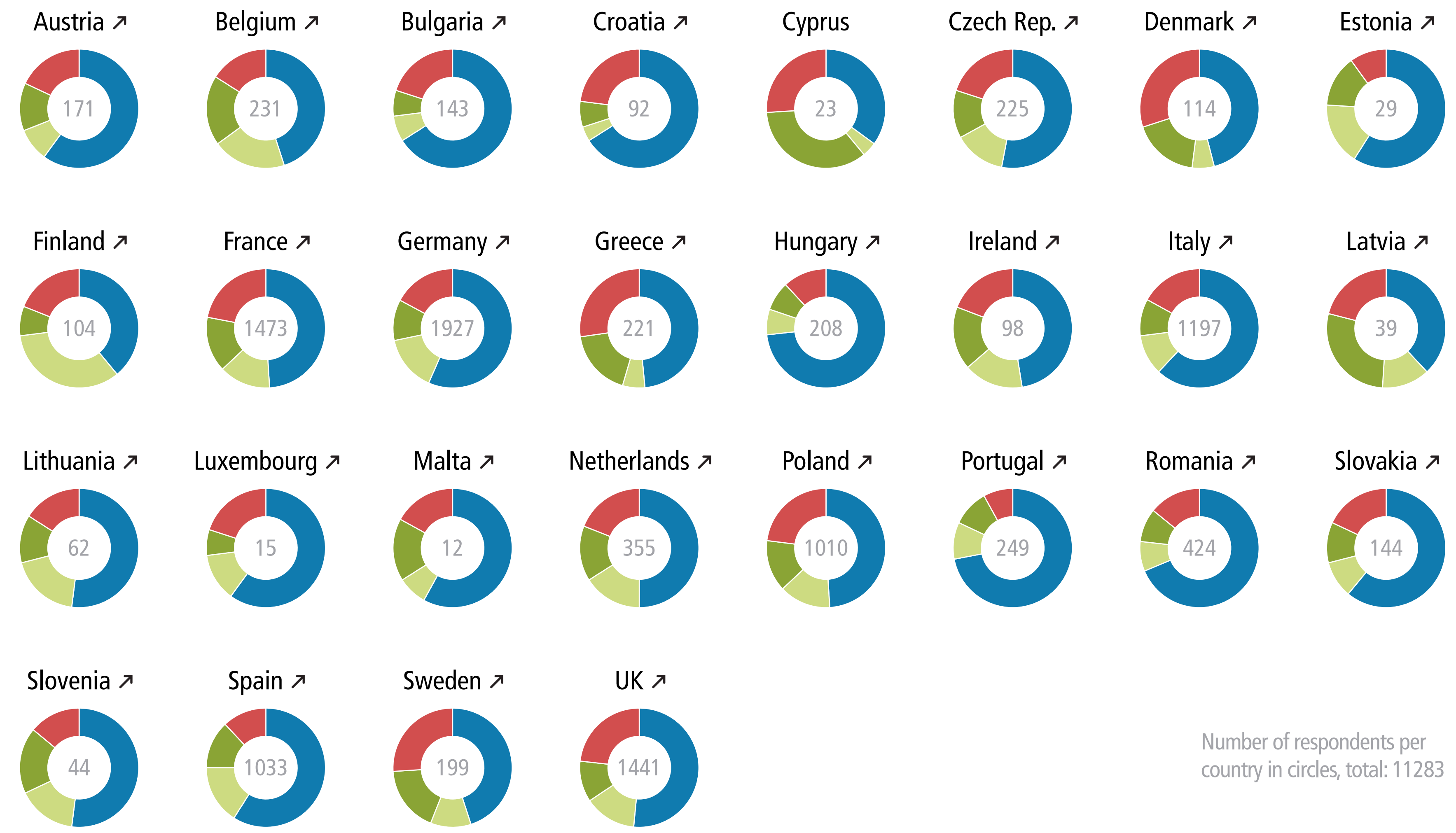
All four actor levels



Countries **Policies**

- All policies
- Integrated foreign and security policy
- Common defence structures**
- Common border police and coast guard
- Common policy in justice and home affairs
- Common immigration and asylum policy
- Common development assistance policy
- Common Russia policy
- Common Ukraine policy
- Common Syria policy
- Common MENA policy
- Common China policy
- Better governance for the eurozone
- Fully completed single market
- Common social policy
- Common energy policy
- Single climate policy

- Policies Overview
- Commitment to Deeper Integration
- Importance of Coalitions
- Preferred Actor Level
- Preferred Actor Level (Public View)**



Number of respondents per country in circles, total: 11283



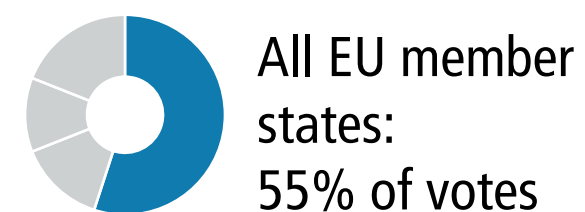
# Preferred Actor Level (Public View)

# Common Defense Structures

Q17

“What actor level would your country prefer for the following list of policy projects?”

All four actor levels



Countries **Policies**

- All policies

---

- Integrated foreign and security policy
- Common defence structures**
- Common border police and coast guard
- Common policy in justice and home affairs
- Common immigration and asylum policy
- Common development assistance policy

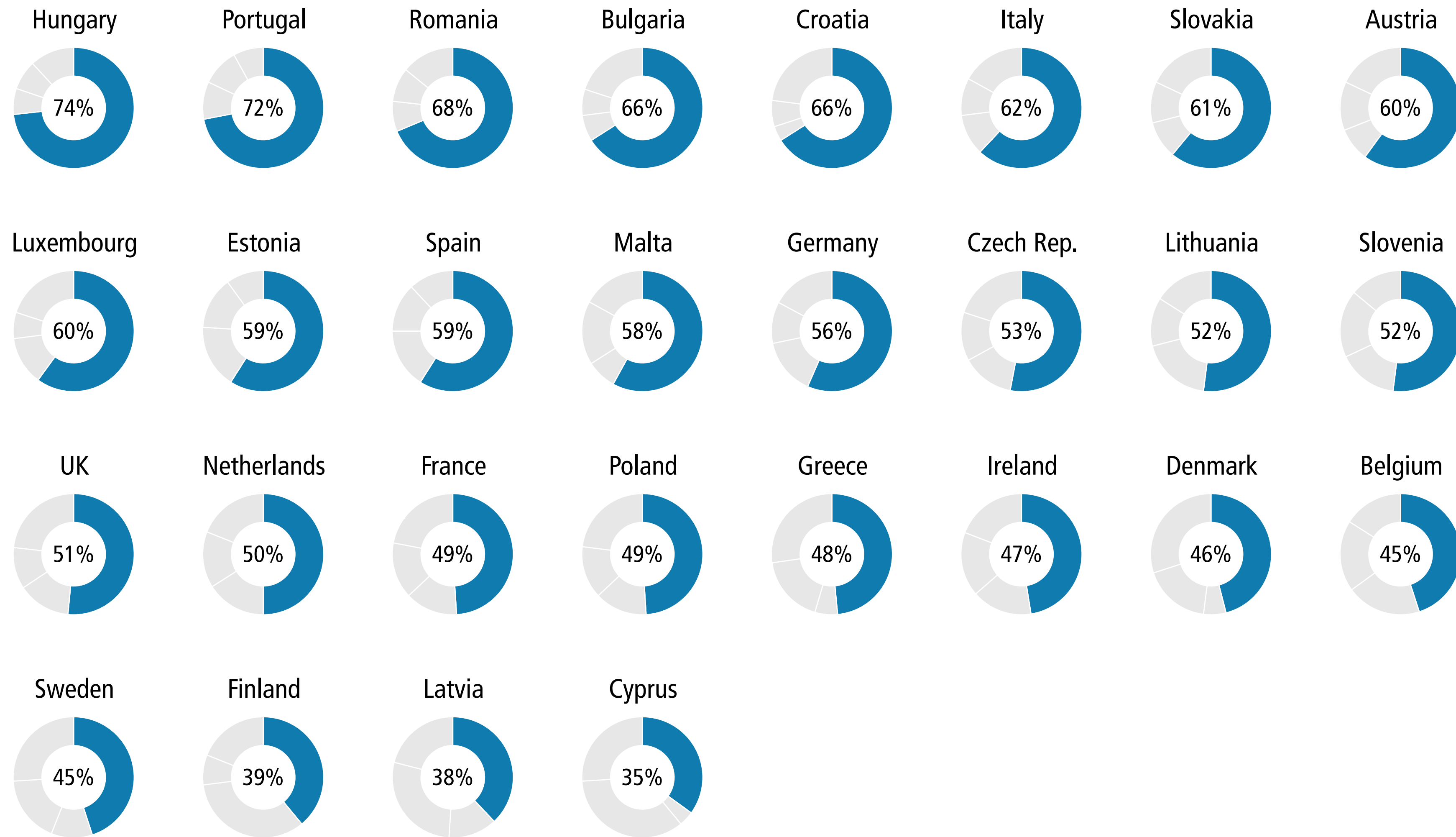
---

- Common Russia policy
- Common Ukraine policy
- Common Syria policy
- Common MENA policy
- Common China policy

---

- Better governance for the eurozone
- Fully completed single market
- Common social policy
- Common energy policy
- Single climate policy

- Policies Overview
- Commitment to Deeper Integration
- Importance of Coalitions
- Preferred Actor Level
- Preferred Actor Level (Public View)**



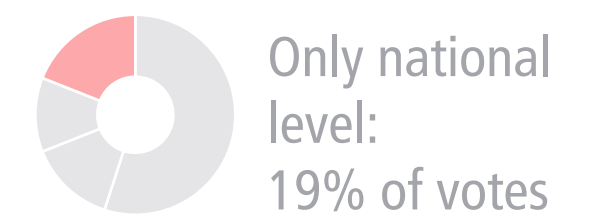
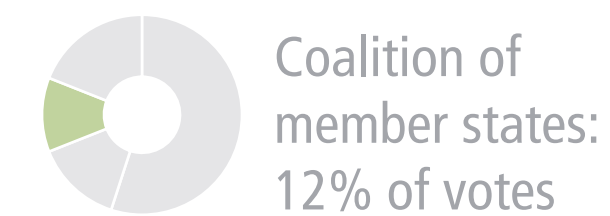

# Preferred Actor Level (Public View)

# Common Defense Structures

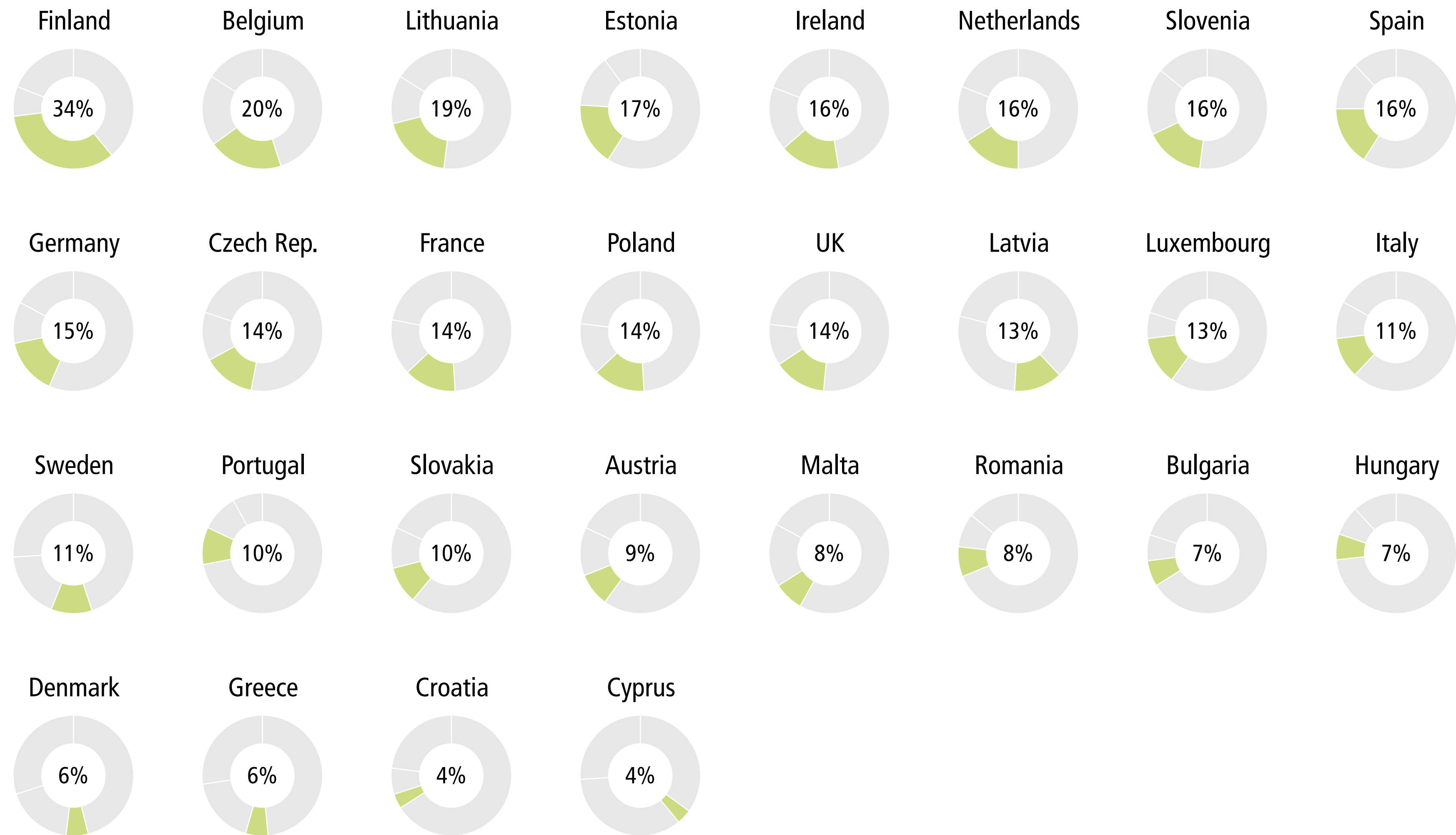
Q17

“What actor level would your country prefer for the following list of policy projects?”

All four actor levels



Countries	Policies
	All policies
	Integrated foreign and security policy
	<b>Common defence structures</b>
	Common border police and coast guard
	Common policy in justice and home affairs
	Common immigration and asylum policy
	Common development assistance policy
	Common Russia policy
	Common Ukraine policy
	Common Syria policy
	Common MENA policy
	Common China policy
	Better governance for the eurozone
	Fully completed single market
	Common social policy
	Common energy policy
	Single climate policy
	Policies Overview
	Commitment to Deeper Integration
	Importance of Coalitions
	Preferred Actor Level
	<b>Preferred Actor Level (Public View)</b>



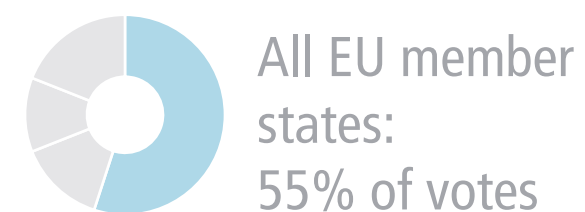
# Preferred Actor Level (Public View)

# Common Defense Structures

Q17

“What actor level would your country prefer for the following list of policy projects?”

All four actor levels



Countries **Policies**

- All policies

---

- Integrated foreign and security policy
- Common defence structures**
- Common border police and coast guard
- Common policy in justice and home affairs
- Common immigration and asylum policy
- Common development assistance policy

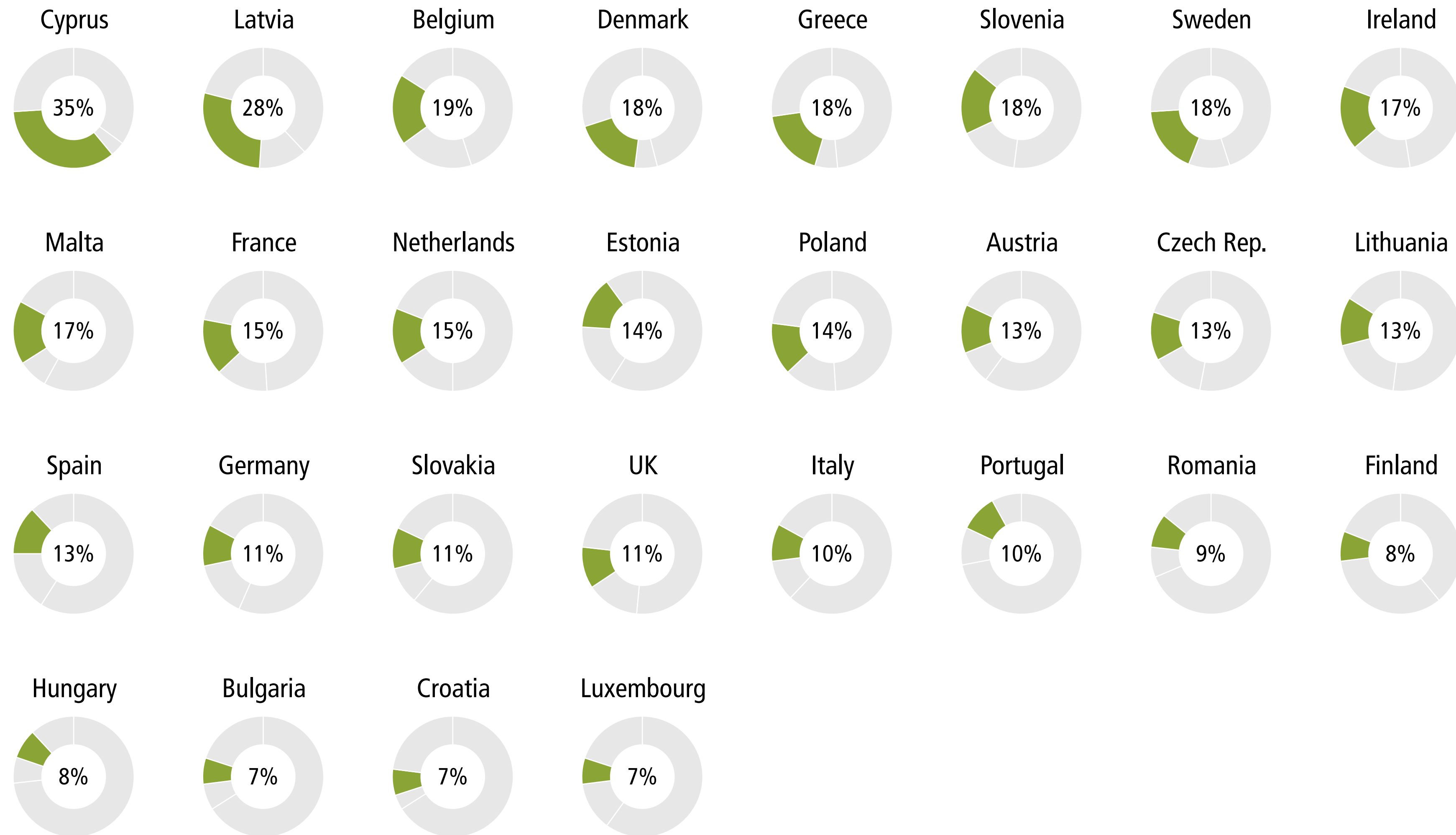
---

- Common Russia policy
- Common Ukraine policy
- Common Syria policy
- Common MENA policy
- Common China policy

---

- Better governance for the eurozone
- Fully completed single market
- Common social policy
- Common energy policy
- Single climate policy

- Policies Overview
- Commitment to Deeper Integration
- Importance of Coalitions
- Preferred Actor Level
- Preferred Actor Level (Public View)**





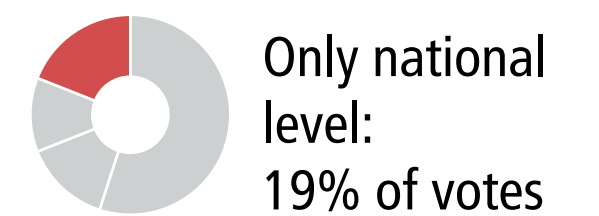
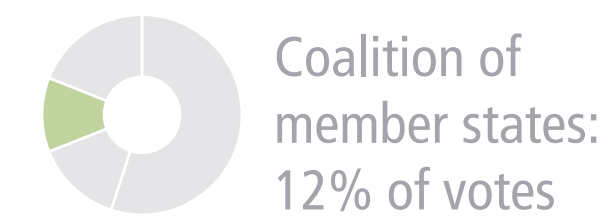

# Preferred Actor Level (Public View)

# Common Defense Structures

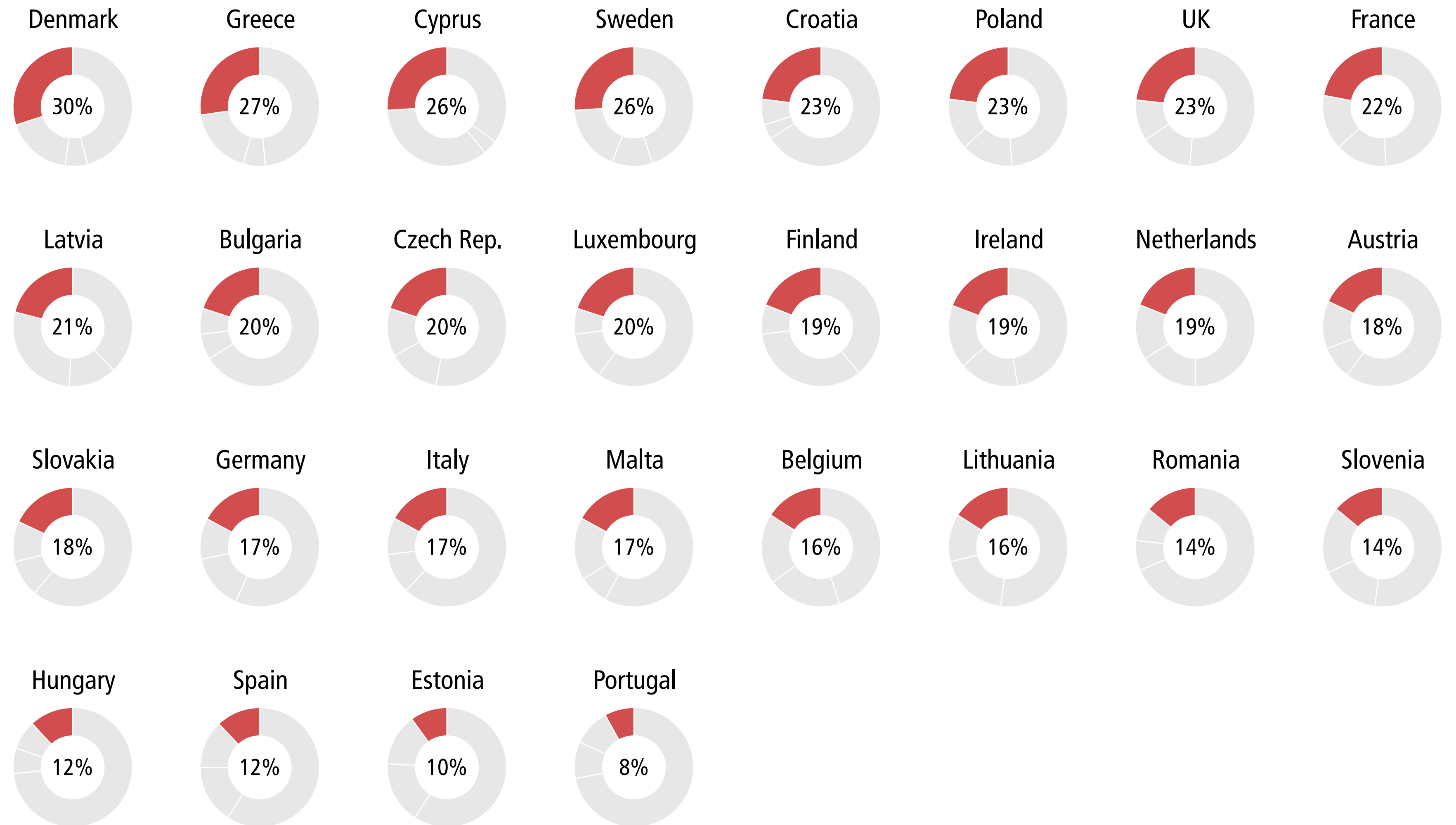
Q17

“What actor level would your country prefer for the following list of policy projects?”

All four actor levels



Countries	Policies
	All policies
	Integrated foreign and security policy
	<b>Common defence structures</b>
	Common border police and coast guard
	Common policy in justice and home affairs
	Common immigration and asylum policy
	Common development assistance policy
	Common Russia policy
	Common Ukraine policy
	Common Syria policy
	Common MENA policy
	Common China policy
	Better governance for the eurozone
	Fully completed single market
	Common social policy
	Common energy policy
	Single climate policy
	Policies Overview
	Commitment to Deeper Integration
	Importance of Coalitions
	Preferred Actor Level
	<b>Preferred Actor Level (Public View)</b>



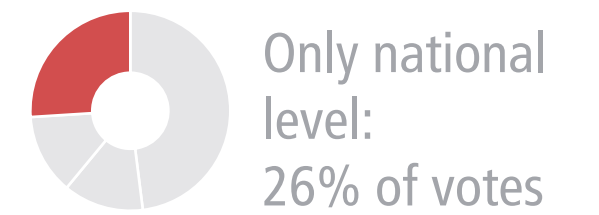
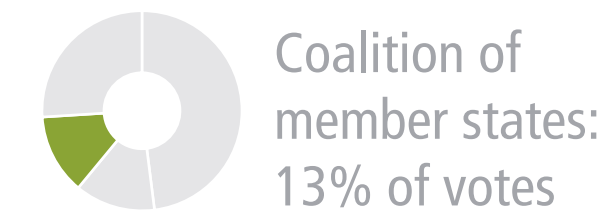
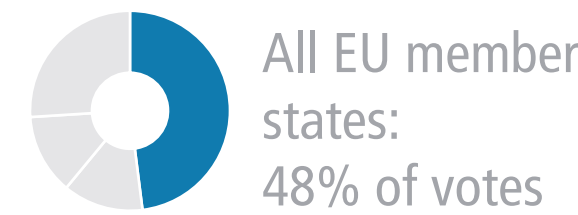
# Preferred Actor Level (Public View)

# Common border police and coast guard

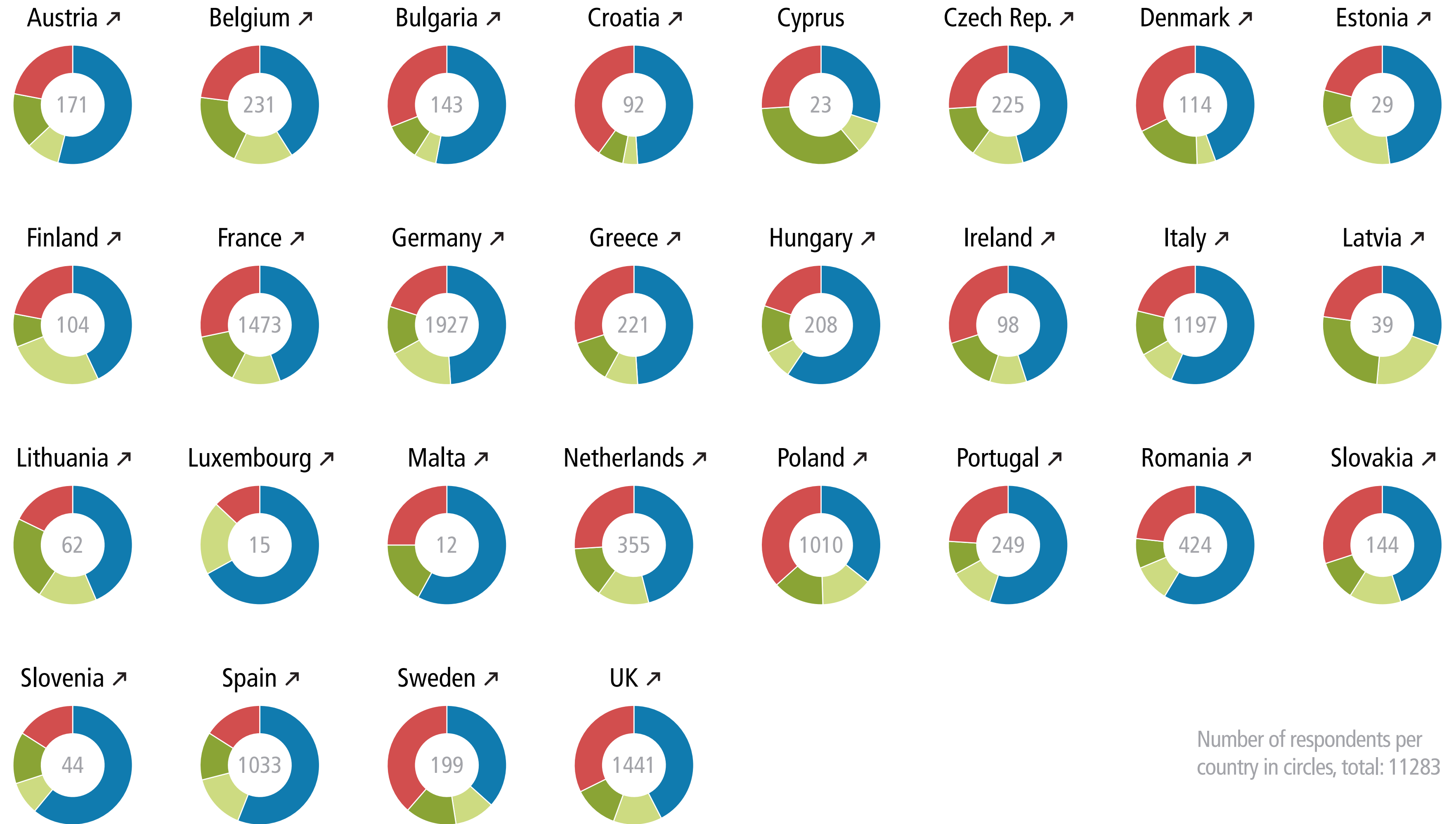
Q17

“What actor level would your country prefer for the following list of policy projects?”

All four actor levels



Countries	Policies
	All policies
	Integrated foreign and security policy
	Common defence structures
	<b>Common border police and coast guard</b>
	Common policy in justice and home affairs
	Common immigration and asylum policy
	Common development assistance policy
	Common Russia policy
	Common Ukraine policy
	Common Syria policy
	Common MENA policy
	Common China policy
	Better governance for the eurozone
	Fully completed single market
	Common social policy
	Common energy policy
	Single climate policy
	Policies Overview
	Commitment to Deeper Integration
	Importance of Coalitions
	Preferred Actor Level
	<b>Preferred Actor Level (Public View)</b>



Number of respondents per country in circles, total: 11283



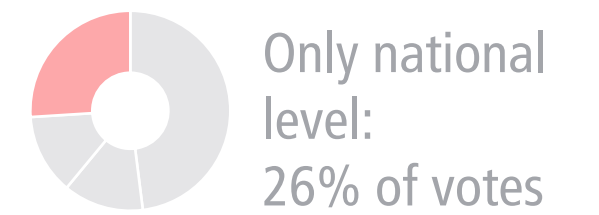
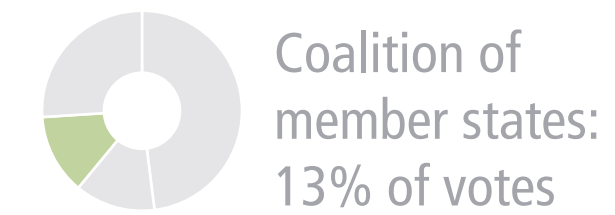
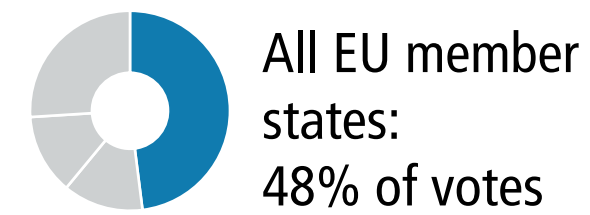
# Preferred Actor Level (Public View)

# Common border police and coast guard

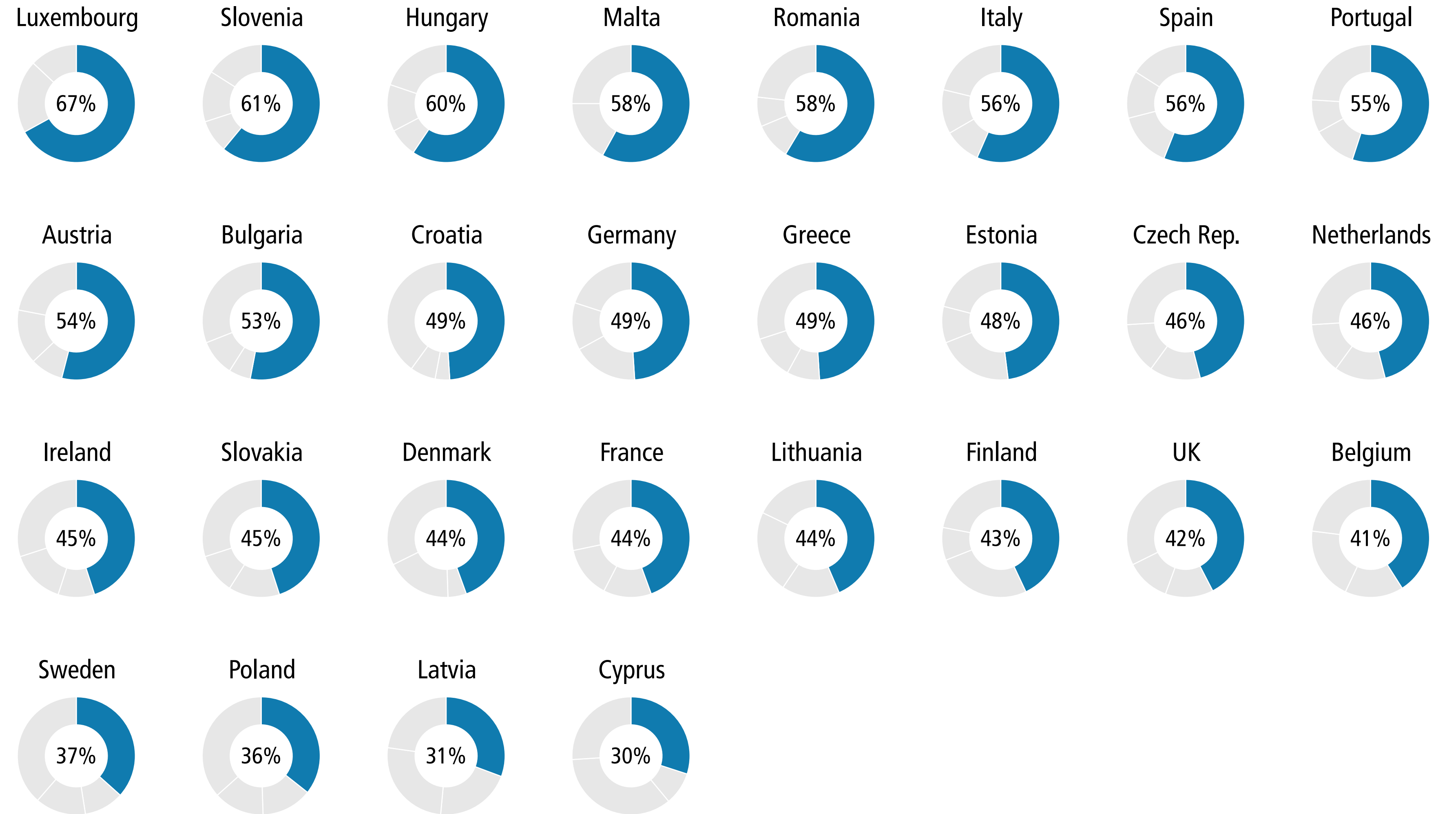
Q17

“What actor level would your country prefer for the following list of policy projects?”

All four actor levels



Countries	Policies
	All policies
	Integrated foreign and security policy
	Common defence structures
	<b>Common border police and coast guard</b>
	Common policy in justice and home affairs
	Common immigration and asylum policy
	Common development assistance policy
	Common Russia policy
	Common Ukraine policy
	Common Syria policy
	Common MENA policy
	Common China policy
	Better governance for the eurozone
	Fully completed single market
	Common social policy
	Common energy policy
	Single climate policy
	Policies Overview
	Commitment to Deeper Integration
	Importance of Coalitions
	Preferred Actor Level
	<b>Preferred Actor Level (Public View)</b>



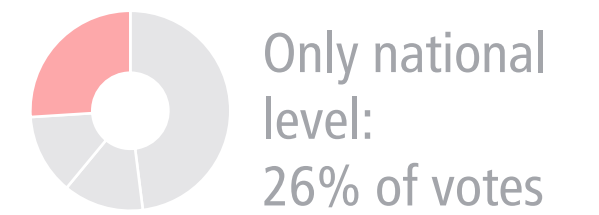
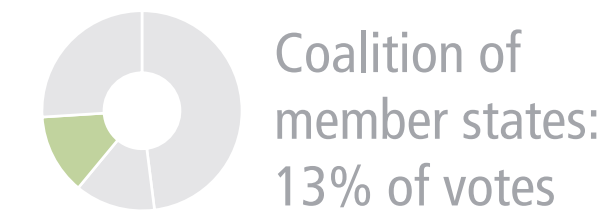

# Preferred Actor Level (Public View)

# Common border police and coast guard

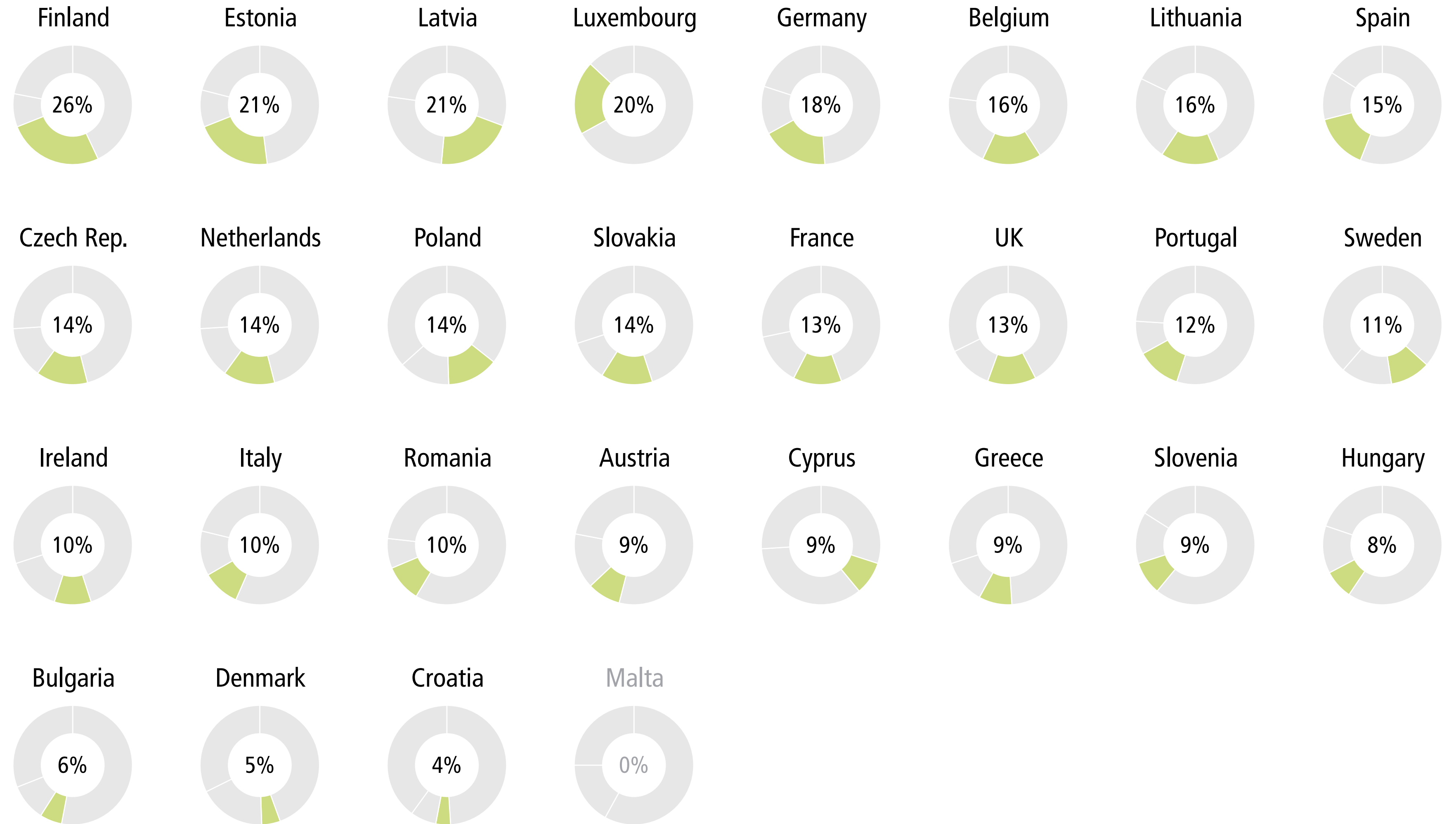
Q17

“What actor level would your country prefer for the following list of policy projects?”

All four actor levels



Countries	Policies
	All policies
	Integrated foreign and security policy
	Common defence structures
	<b>Common border police and coast guard</b>
	Common policy in justice and home affairs
	Common immigration and asylum policy
	Common development assistance policy
	Common Russia policy
	Common Ukraine policy
	Common Syria policy
	Common MENA policy
	Common China policy
	Better governance for the eurozone
	Fully completed single market
	Common social policy
	Common energy policy
	Single climate policy
	Policies Overview
	Commitment to Deeper Integration
	Importance of Coalitions
	Preferred Actor Level
	<b>Preferred Actor Level (Public View)</b>



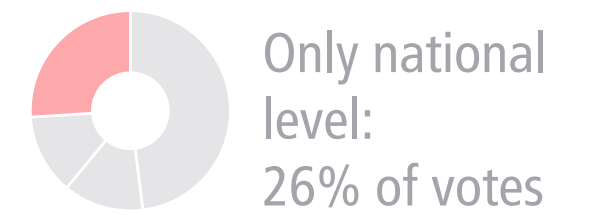
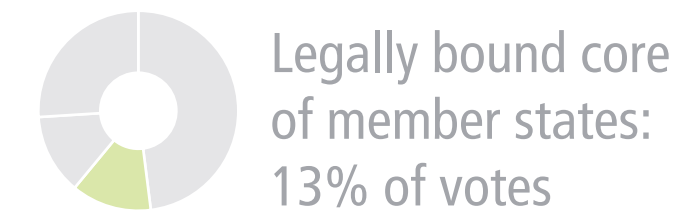

# Preferred Actor Level (Public View)

# Common border police and coast guard

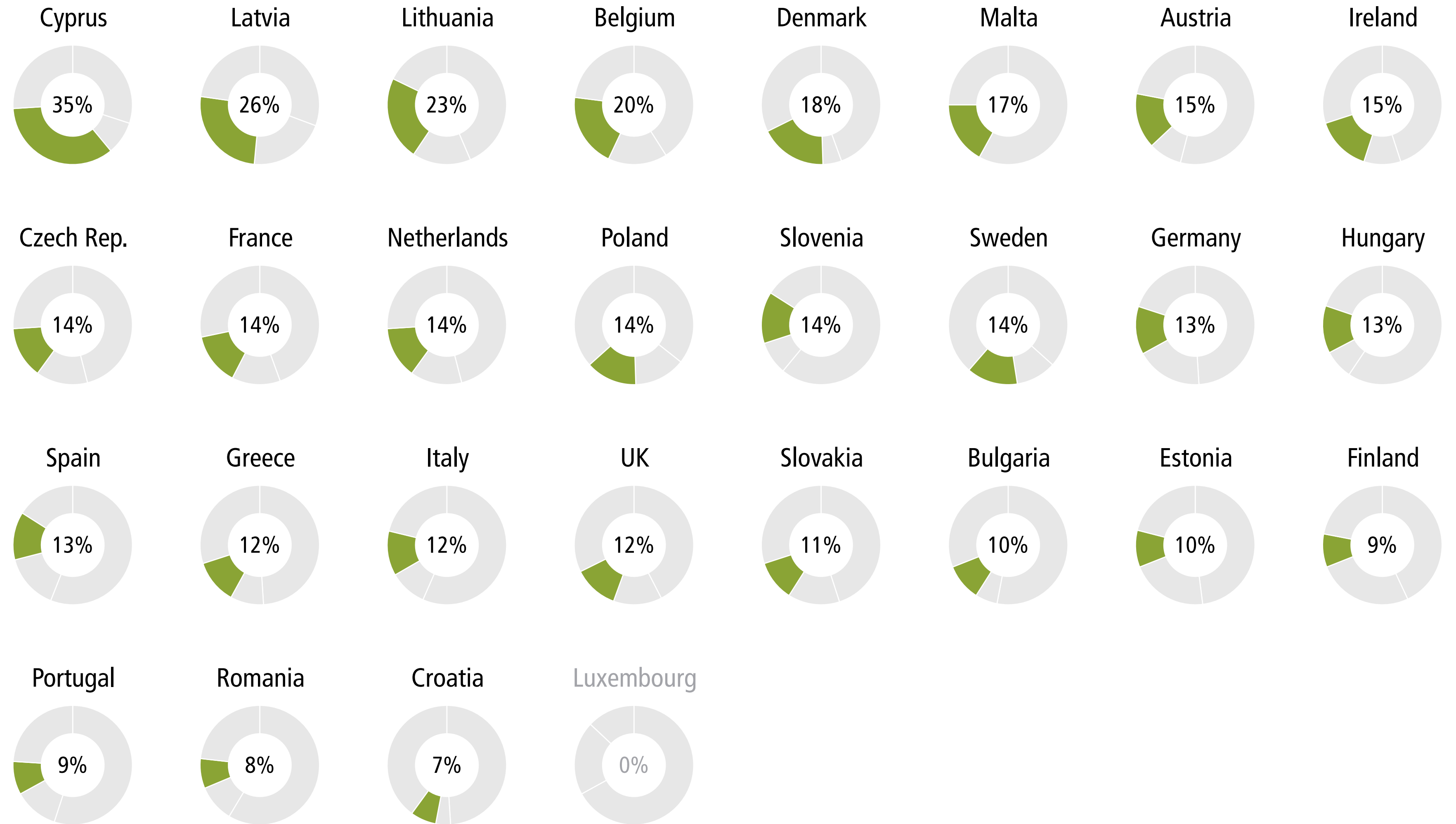
Q17

“What actor level would your country prefer for the following list of policy projects?”

All four actor levels



Countries	Policies
All policies	
Integrated foreign and security policy	
Common defence structures	
<b>Common border police and coast guard</b>	
Common policy in justice and home affairs	
Common immigration and asylum policy	
Common development assistance policy	
Common Russia policy	
Common Ukraine policy	
Common Syria policy	
Common MENA policy	
Common China policy	
Better governance for the eurozone	
Fully completed single market	
Common social policy	
Common energy policy	
Single climate policy	
Policies Overview	
Commitment to Deeper Integration	
Importance of Coalitions	
Preferred Actor Level	
<b>Preferred Actor Level (Public View)</b>	



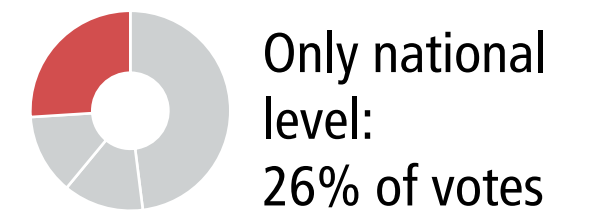
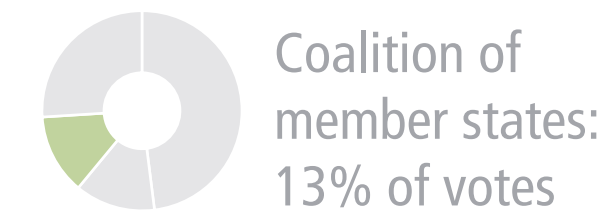
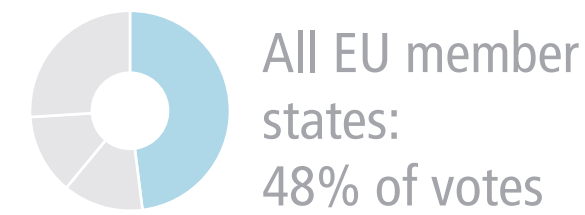
# Preferred Actor Level (Public View)

# Common border police and coast guard

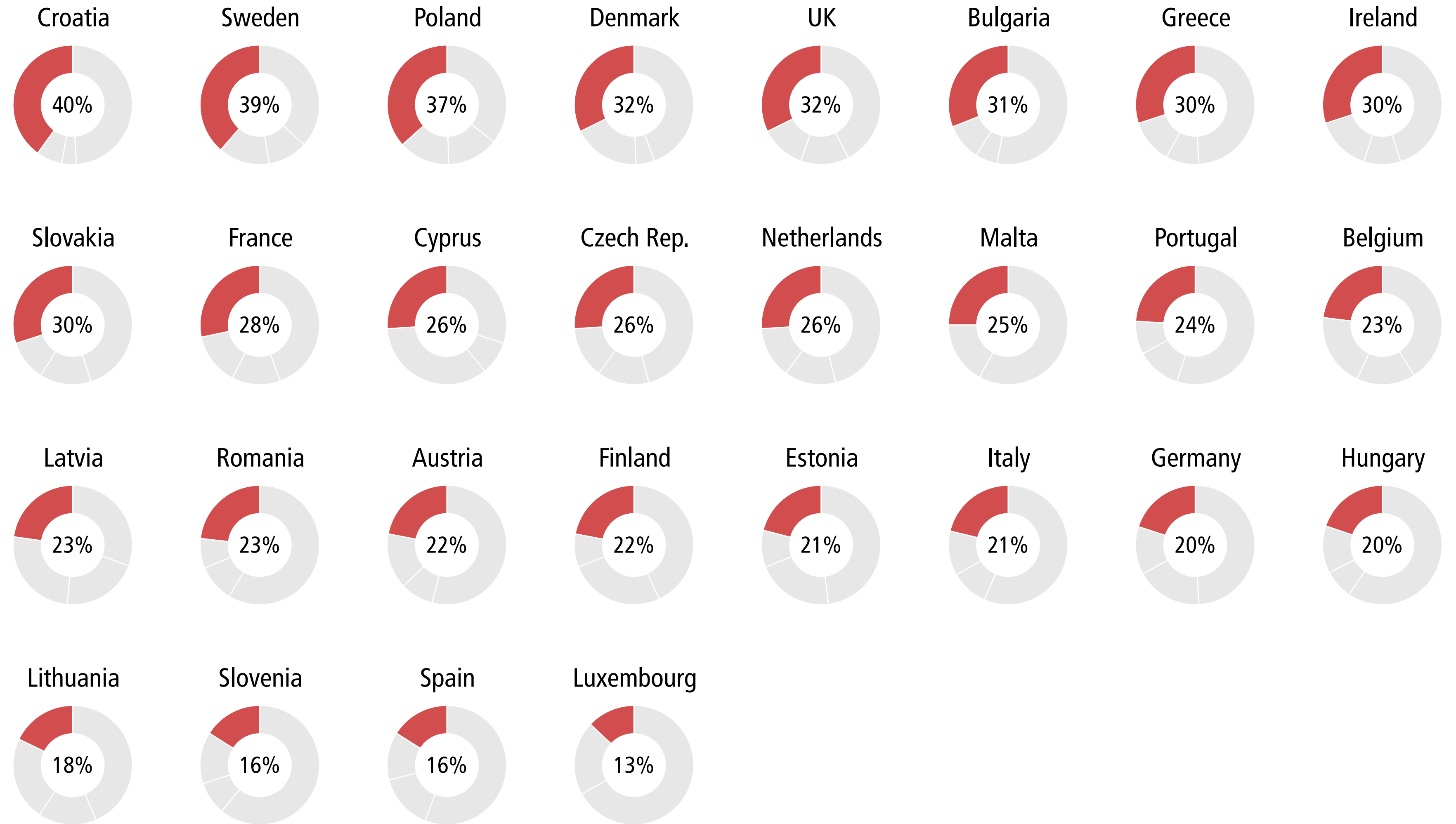
Q17

“What actor level would your country prefer for the following list of policy projects?”

All four actor levels



Countries	Policies
	All policies
	Integrated foreign and security policy
	Common defence structures
	<b>Common border police and coast guard</b>
	Common policy in justice and home affairs
	Common immigration and asylum policy
	Common development assistance policy
	Common Russia policy
	Common Ukraine policy
	Common Syria policy
	Common MENA policy
	Common China policy
	Better governance for the eurozone
	Fully completed single market
	Common social policy
	Common energy policy
	Single climate policy
	Policies Overview
	Commitment to Deeper Integration
	Importance of Coalitions
	Preferred Actor Level
	<b>Preferred Actor Level (Public View)</b>



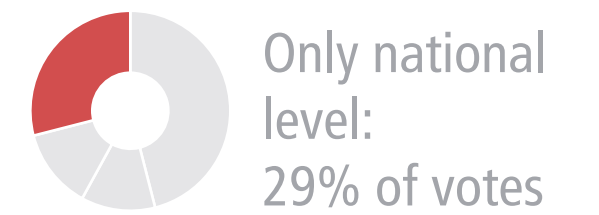
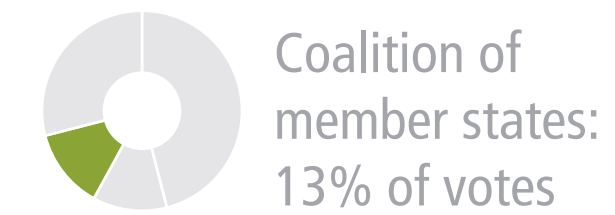
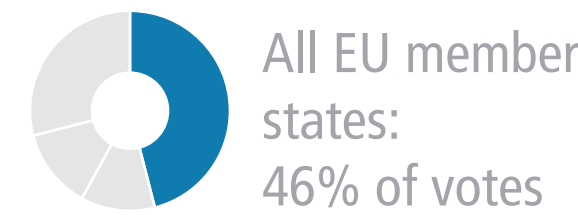
# Preferred Actor Level (Public View)

# Common immigration and asylum policy

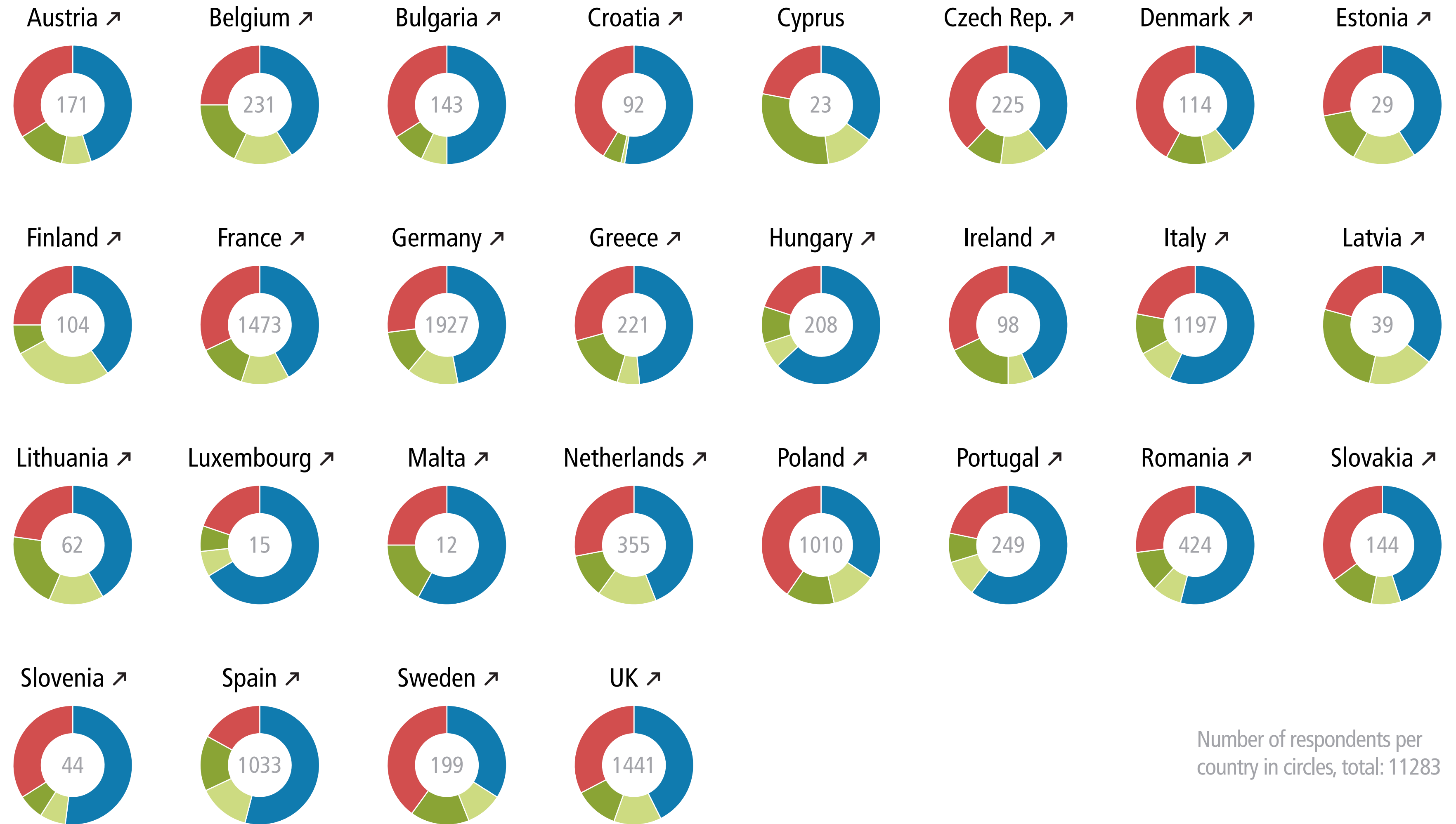
Q17

“What actor level would your country prefer for the following list of policy projects?”

All four actor levels



Countries	Policies
	All policies
	Integrated foreign and security policy
	Common defence structures
	Common border police and coast guard
	Common policy in justice and home affairs
	<b>Common immigration and asylum policy</b>
	Common development assistance policy
	Common Russia policy
	Common Ukraine policy
	Common Syria policy
	Common MENA policy
	Common China policy
	Better governance for the eurozone
	Fully completed single market
	Common social policy
	Common energy policy
	Single climate policy
	Policies Overview
	Commitment to Deeper Integration
	Importance of Coalitions
	Preferred Actor Level
	<b>Preferred Actor Level (Public View)</b>



Number of respondents per country in circles, total: 11283



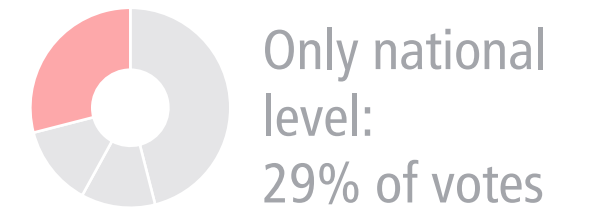
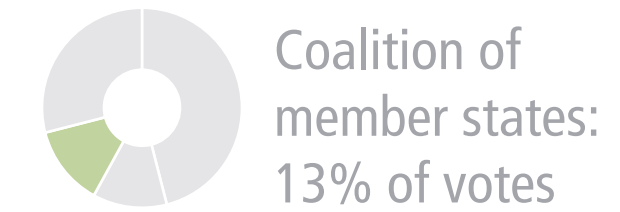
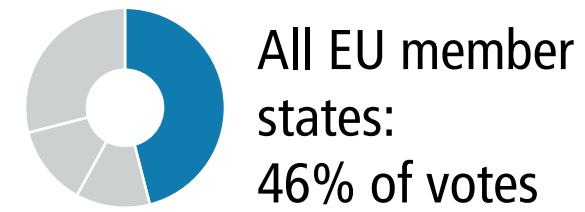
# Preferred Actor Level (Public View)

# Common immigration and asylum policy

Q17

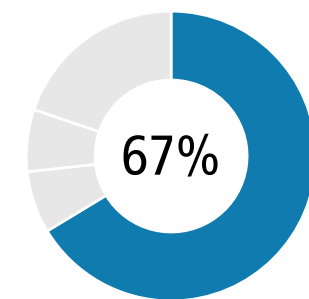
“What actor level would your country prefer for the following list of policy projects?”

All four actor levels

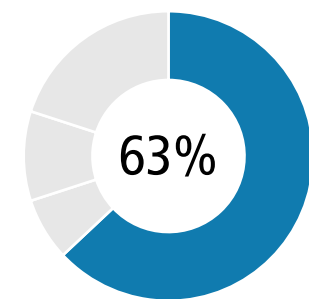


Countries	Policies
	All policies
	Integrated foreign and security policy
	Common defence structures
	Common border police and coast guard
	Common policy in justice and home affairs
	<b>Common immigration and asylum policy</b>
	Common development assistance policy
	Common Russia policy
	Common Ukraine policy
	Common Syria policy
	Common MENA policy
	Common China policy
	Better governance for the eurozone
	Fully completed single market
	Common social policy
	Common energy policy
	Single climate policy
	Policies Overview
	Commitment to Deeper Integration
	Importance of Coalitions
	Preferred Actor Level
	<b>Preferred Actor Level (Public View)</b>

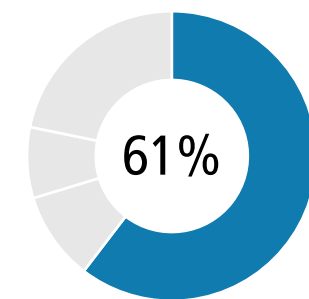
Luxembourg



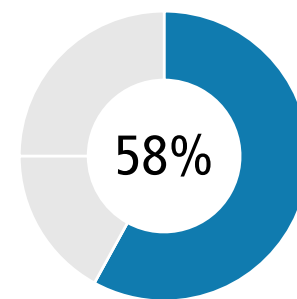
Hungary



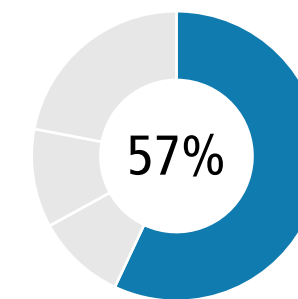
Portugal



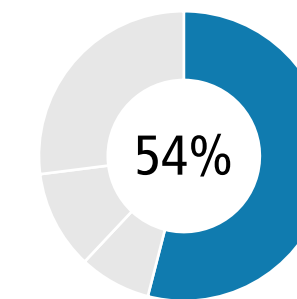
Malta



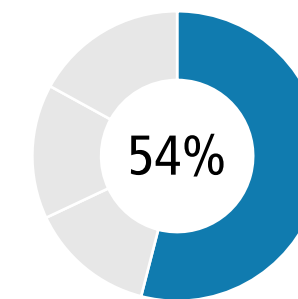
Italy



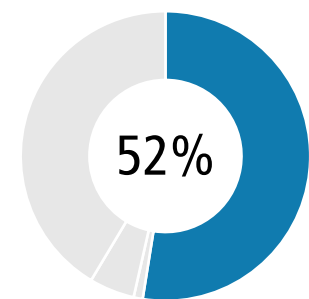
Romania



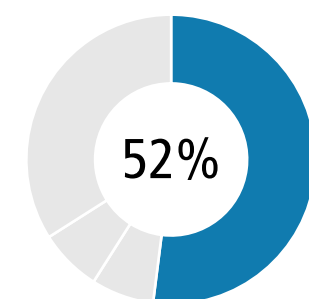
Spain



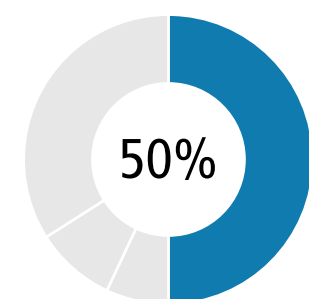
Croatia



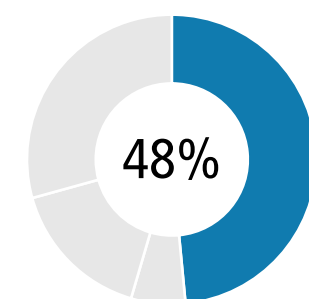
Slovenia



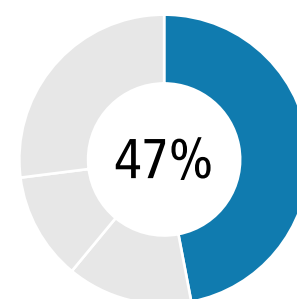
Bulgaria



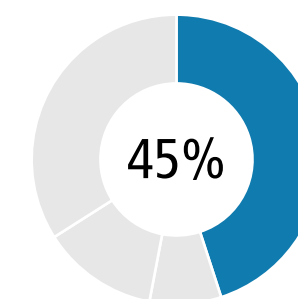
Greece



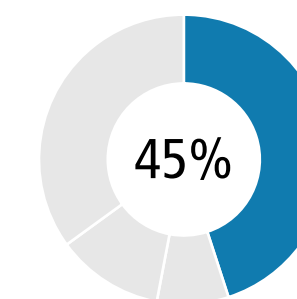
Germany



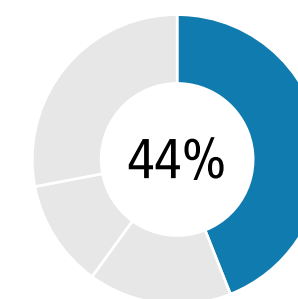
Austria



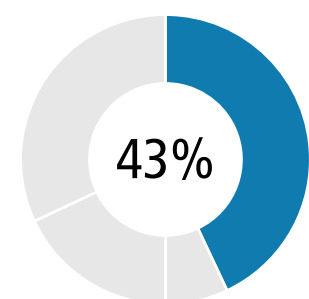
Slovakia



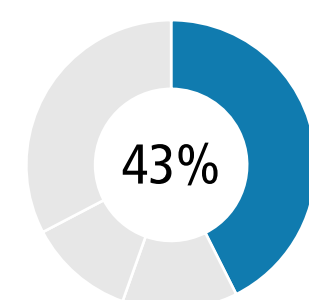
Netherlands



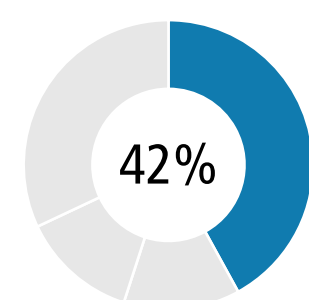
Ireland



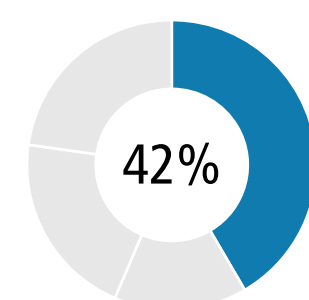
UK



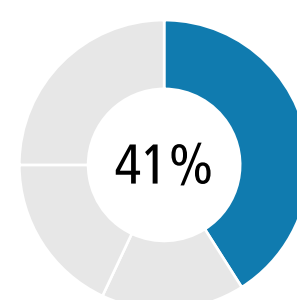
France



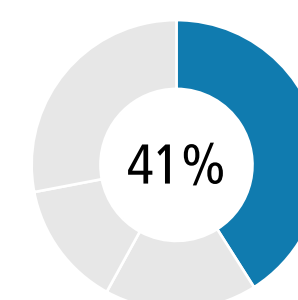
Lithuania



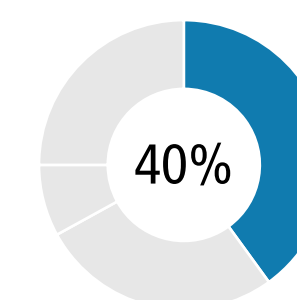
Belgium



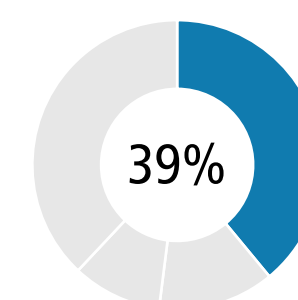
Estonia



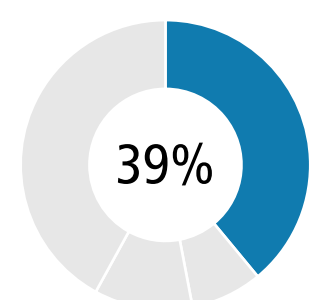
Finland



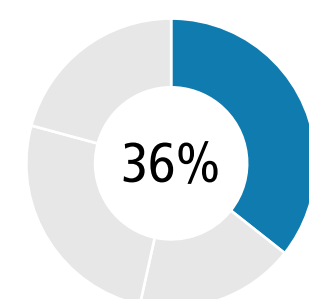
Czech Rep.



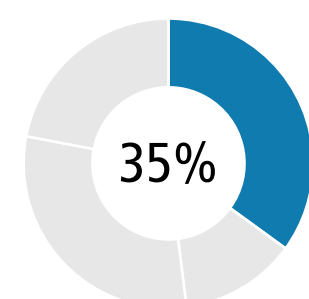
Denmark



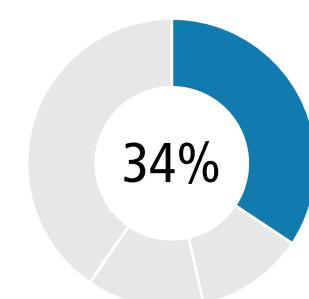
Latvia



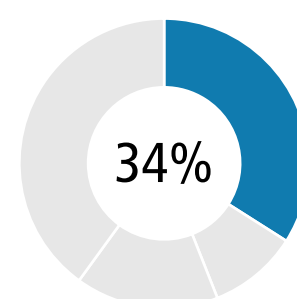
Cyprus



Poland



Sweden





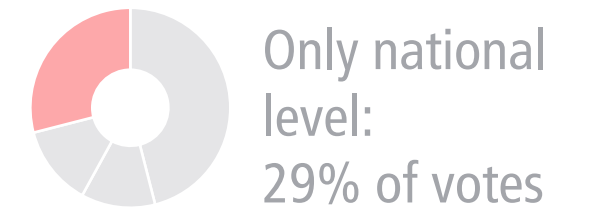
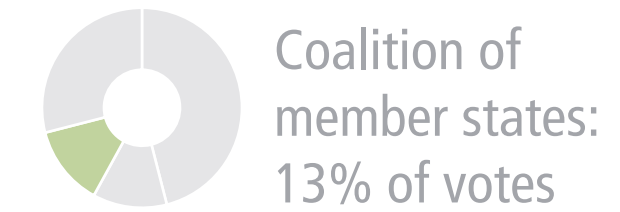
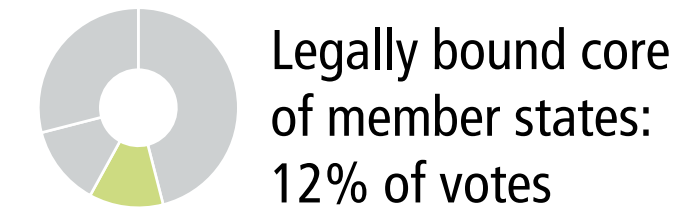

# Preferred Actor Level (Public View)

# Common immigration and asylum policy

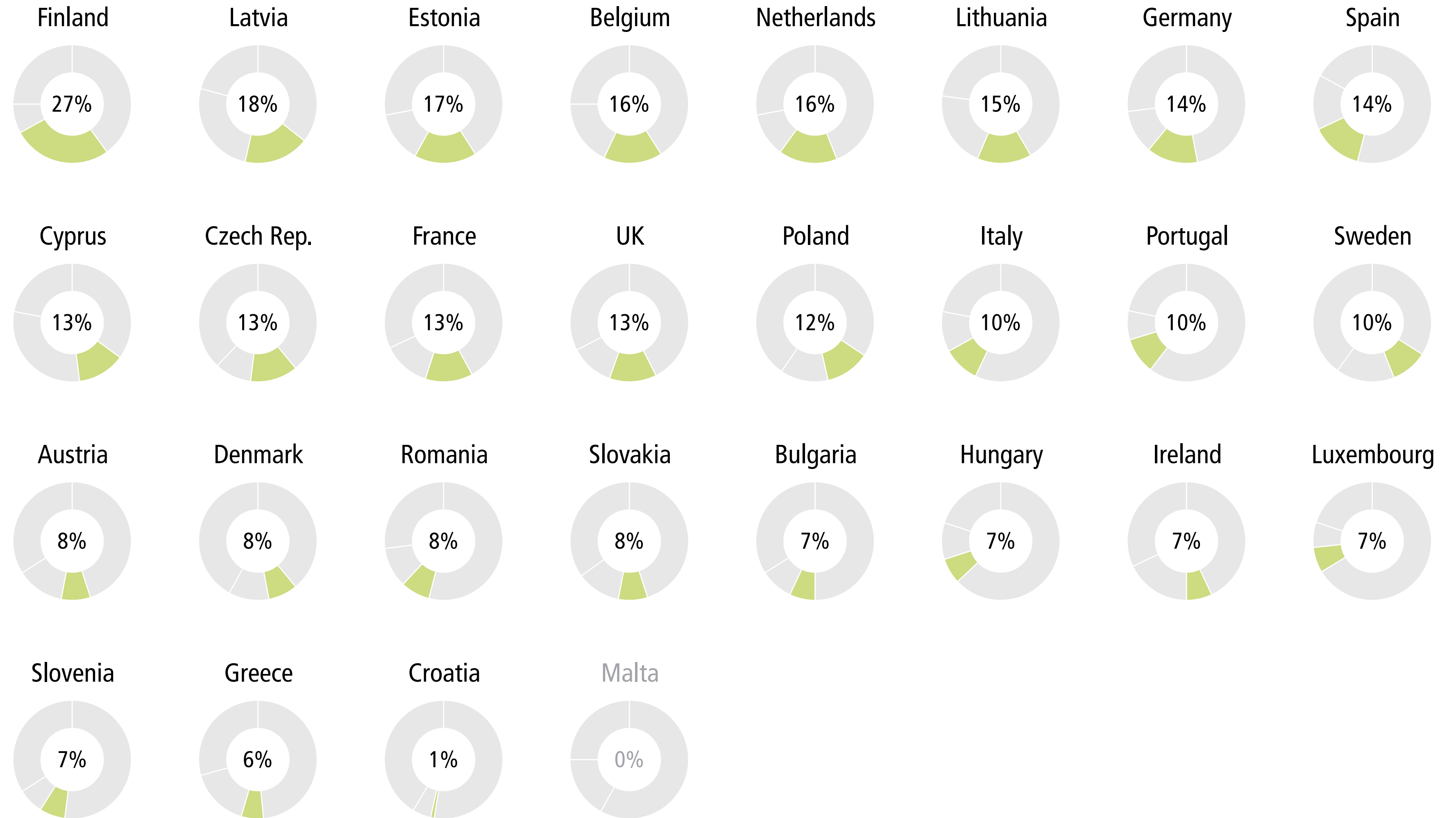
Q17

“What actor level would your country prefer for the following list of policy projects?”

All four actor levels



Countries	Policies
	All policies
	Integrated foreign and security policy
	Common defence structures
	Common border police and coast guard
	Common policy in justice and home affairs
	<b>Common immigration and asylum policy</b>
	Common development assistance policy
	Common Russia policy
	Common Ukraine policy
	Common Syria policy
	Common MENA policy
	Common China policy
	Better governance for the eurozone
	Fully completed single market
	Common social policy
	Common energy policy
	Single climate policy
	Policies Overview
	Commitment to Deeper Integration
	Importance of Coalitions
	Preferred Actor Level
	<b>Preferred Actor Level (Public View)</b>



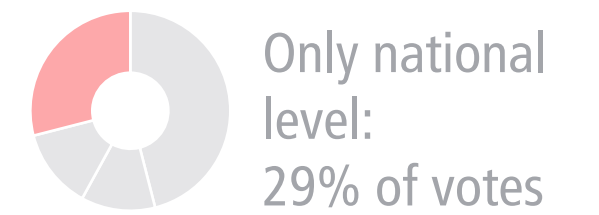
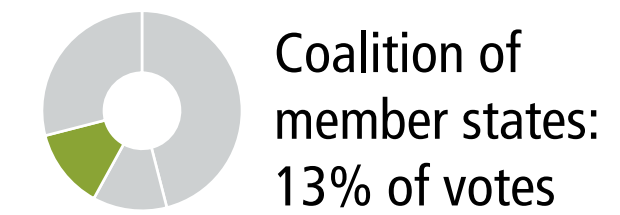

# Preferred Actor Level (Public View)

# Common immigration and asylum policy

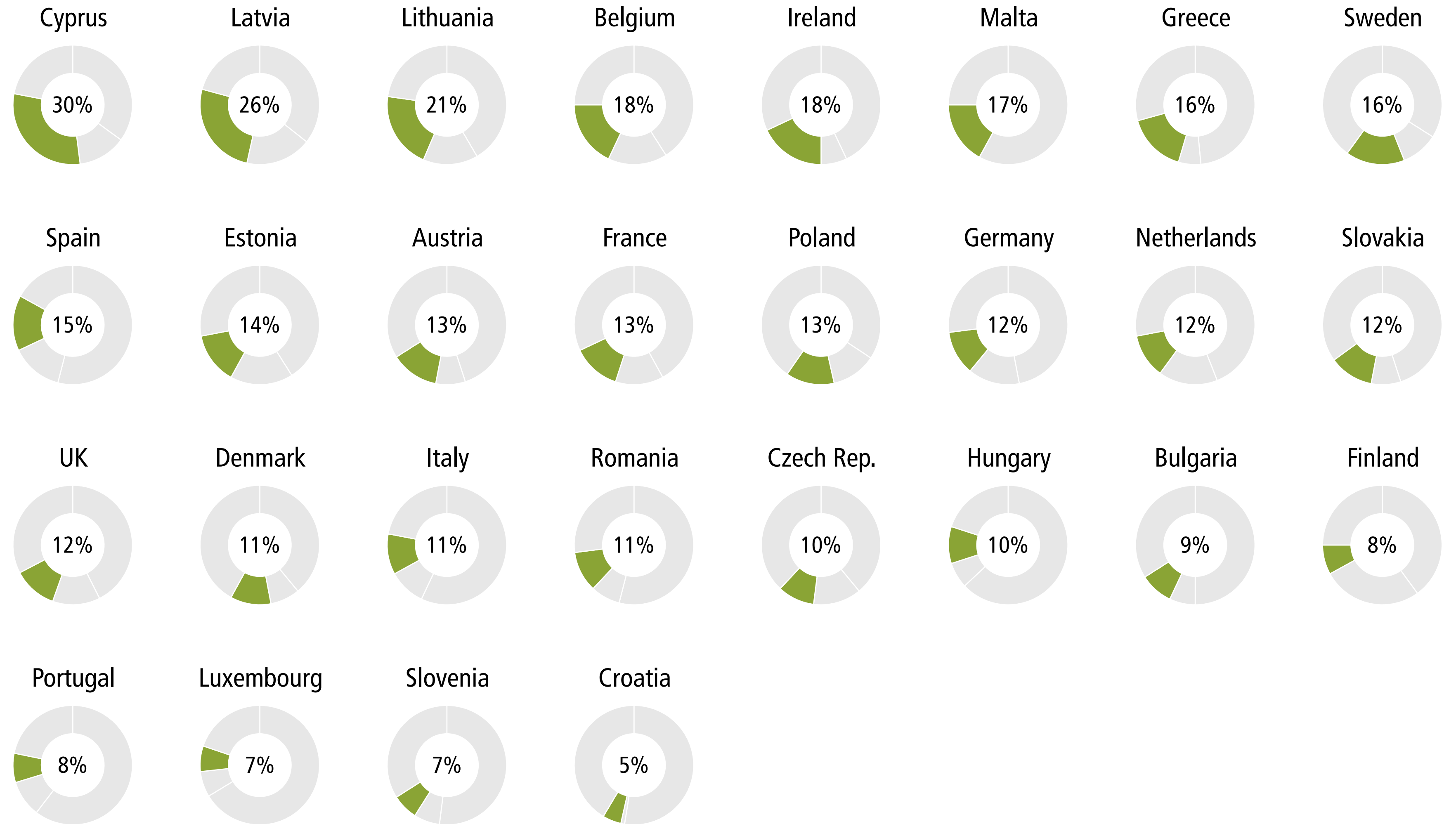
Q17

“What actor level would your country prefer for the following list of policy projects?”

All four actor levels



Countries	Policies
	All policies
	Integrated foreign and security policy
	Common defence structures
	Common border police and coast guard
	Common policy in justice and home affairs
	<b>Common immigration and asylum policy</b>
	Common development assistance policy
	Common Russia policy
	Common Ukraine policy
	Common Syria policy
	Common MENA policy
	Common China policy
	Better governance for the eurozone
	Fully completed single market
	Common social policy
	Common energy policy
	Single climate policy
	Policies Overview
	Commitment to Deeper Integration
	Importance of Coalitions
	Preferred Actor Level
	<b>Preferred Actor Level (Public View)</b>



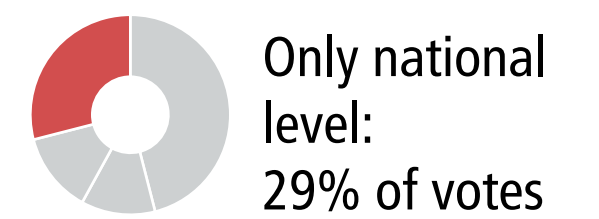
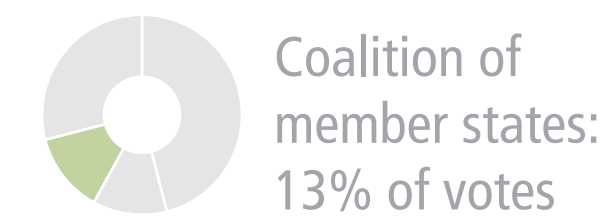

# Preferred Actor Level (Public View)

# Common immigration and asylum policy

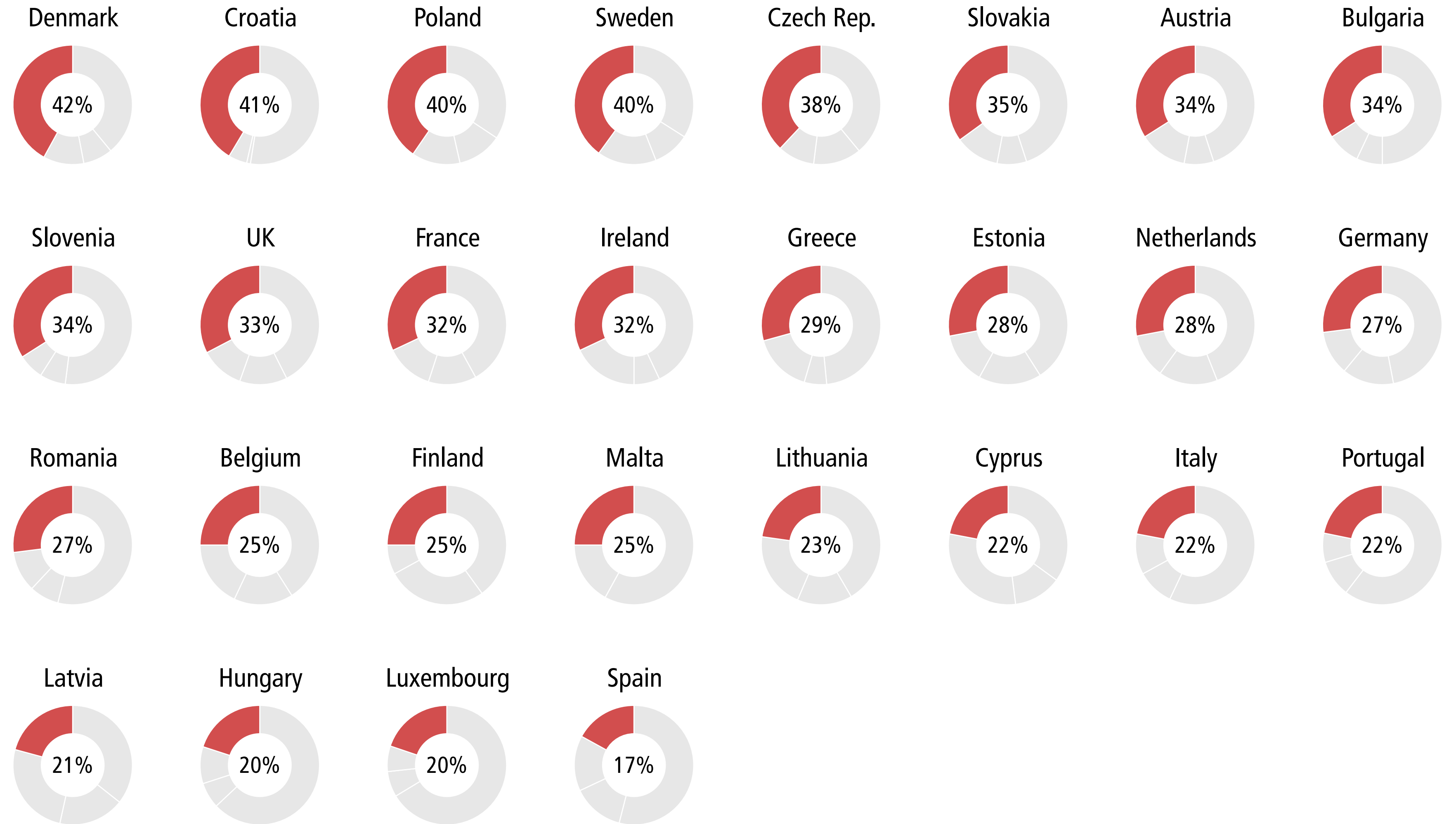
Q17

“What actor level would your country prefer for the following list of policy projects?”

All four actor levels



Countries	Policies
	All policies
	Integrated foreign and security policy
	Common defence structures
	Common border police and coast guard
	Common policy in justice and home affairs
	<b>Common immigration and asylum policy</b>
	Common development assistance policy
	Common Russia policy
	Common Ukraine policy
	Common Syria policy
	Common MENA policy
	Common China policy
	Better governance for the eurozone
	Fully completed single market
	Common social policy
	Common energy policy
	Single climate policy
	Policies Overview
	Commitment to Deeper Integration
	Importance of Coalitions
	Preferred Actor Level
	<b>Preferred Actor Level (Public View)</b>



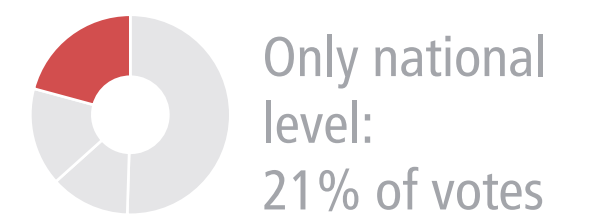
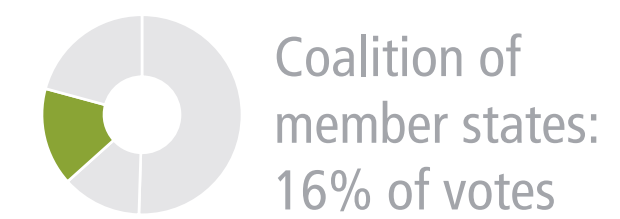
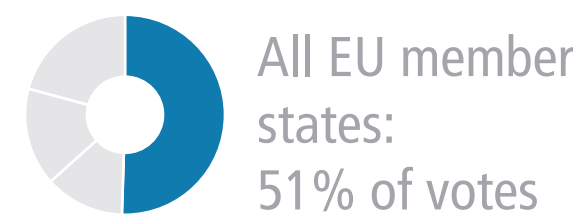
# Preferred Actor Level (Public View)

# Common development assistance policy

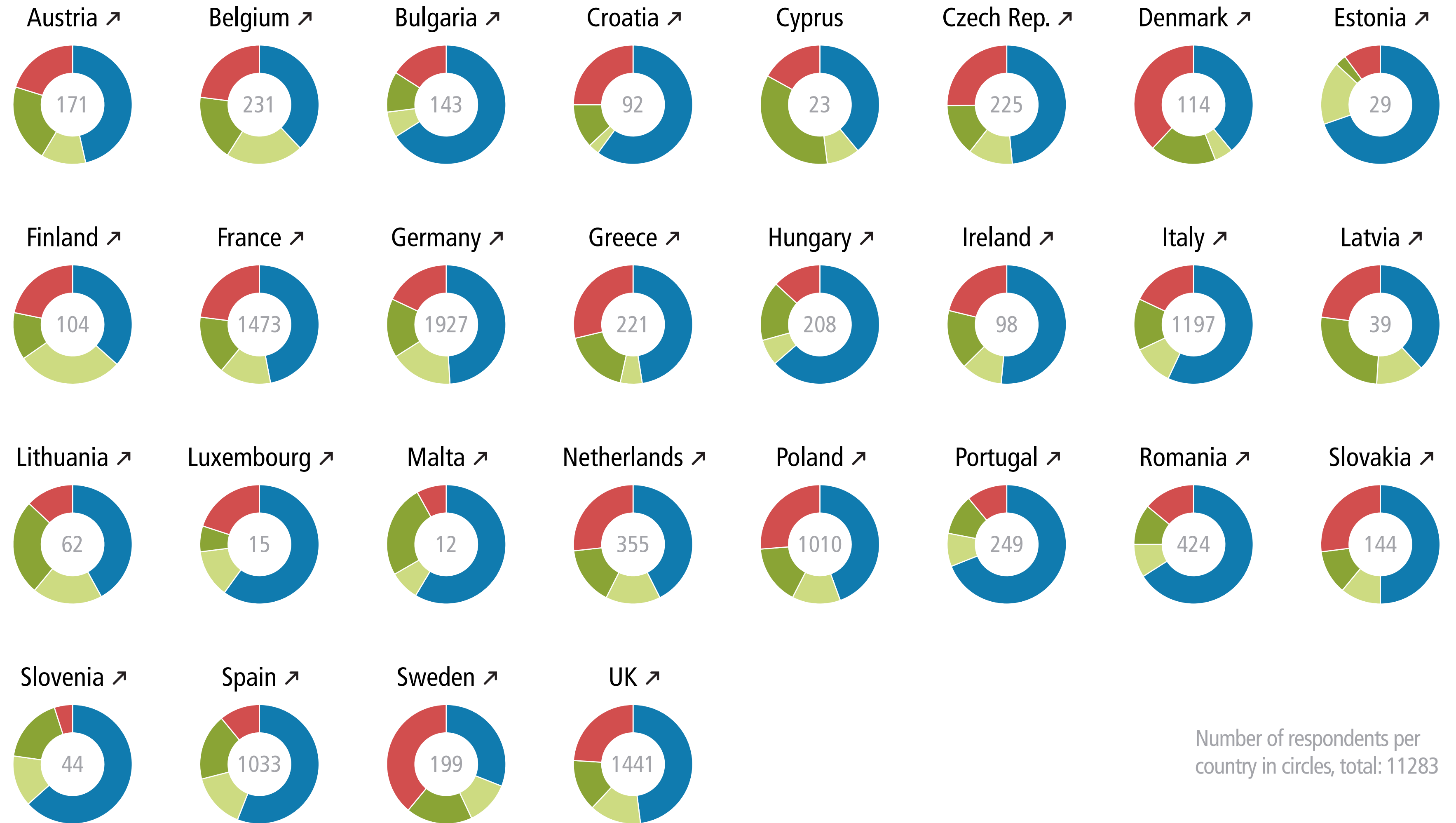
Q17

“What actor level would your country prefer for the following list of policy projects?”

All four actor levels



Countries	Policies
	All policies
	Integrated foreign and security policy
	Common defence structures
	Common border police and coast guard
	Common policy in justice and home affairs
	Common immigration and asylum policy
	<b>Common development assistance policy</b>
	Common Russia policy
	Common Ukraine policy
	Common Syria policy
	Common MENA policy
	Common China policy
	Better governance for the eurozone
	Fully completed single market
	Common social policy
	Common energy policy
	Single climate policy
	Policies Overview
	Commitment to Deeper Integration
	Importance of Coalitions
	Preferred Actor Level
	<b>Preferred Actor Level (Public View)</b>



Number of respondents per country in circles, total: 11283



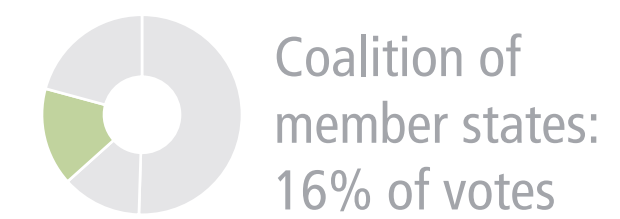
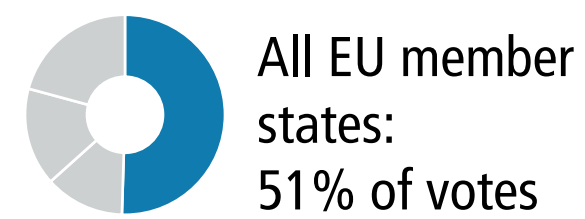
# Preferred Actor Level (Public View)

# Common development assistance policy

Q17

“What actor level would your country prefer for the following list of policy projects?”

All four actor levels



Countries **Policies**

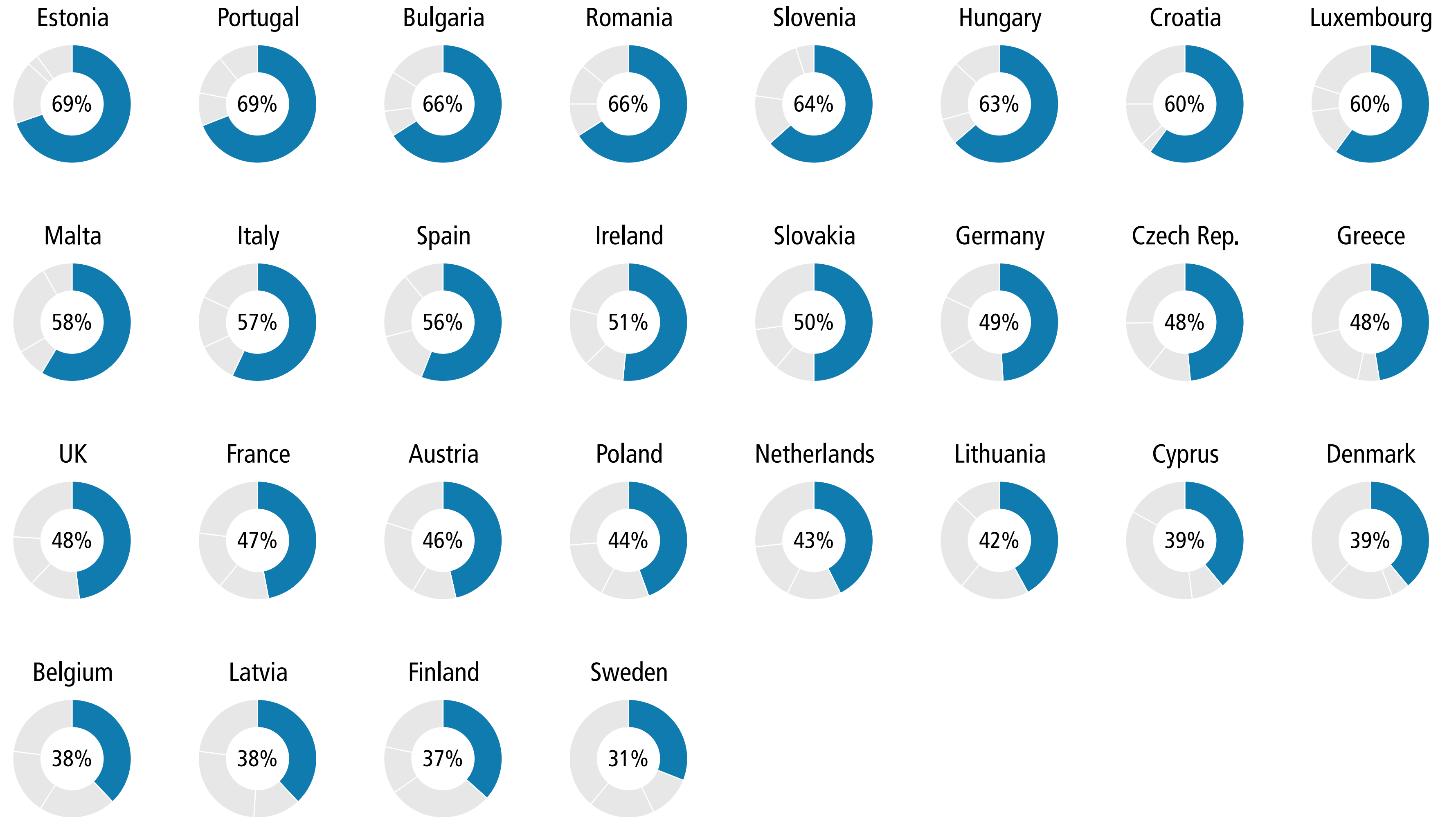
All policies

- Integrated foreign and security policy
- Common defence structures
- Common border police and coast guard
- Common policy in justice and home affairs
- Common immigration and asylum policy
- Common development assistance policy**
- Common Russia policy
- Common Ukraine policy
- Common Syria policy
- Common MENA policy
- Common China policy

Policies Overview

- Commitment to Deeper Integration
- Importance of Coalitions
- Preferred Actor Level

**Preferred Actor Level (Public View)**



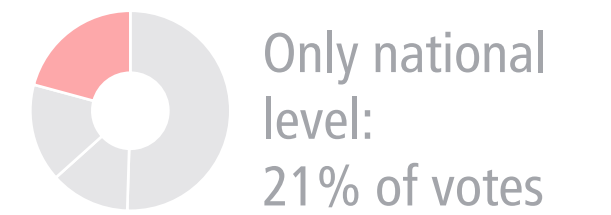
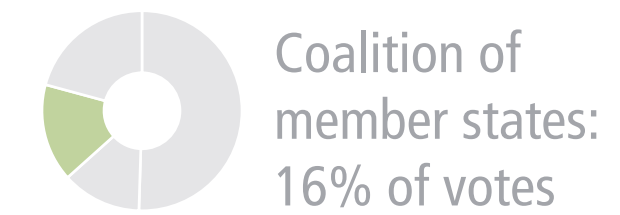

# Preferred Actor Level (Public View)

# Common development assistance policy

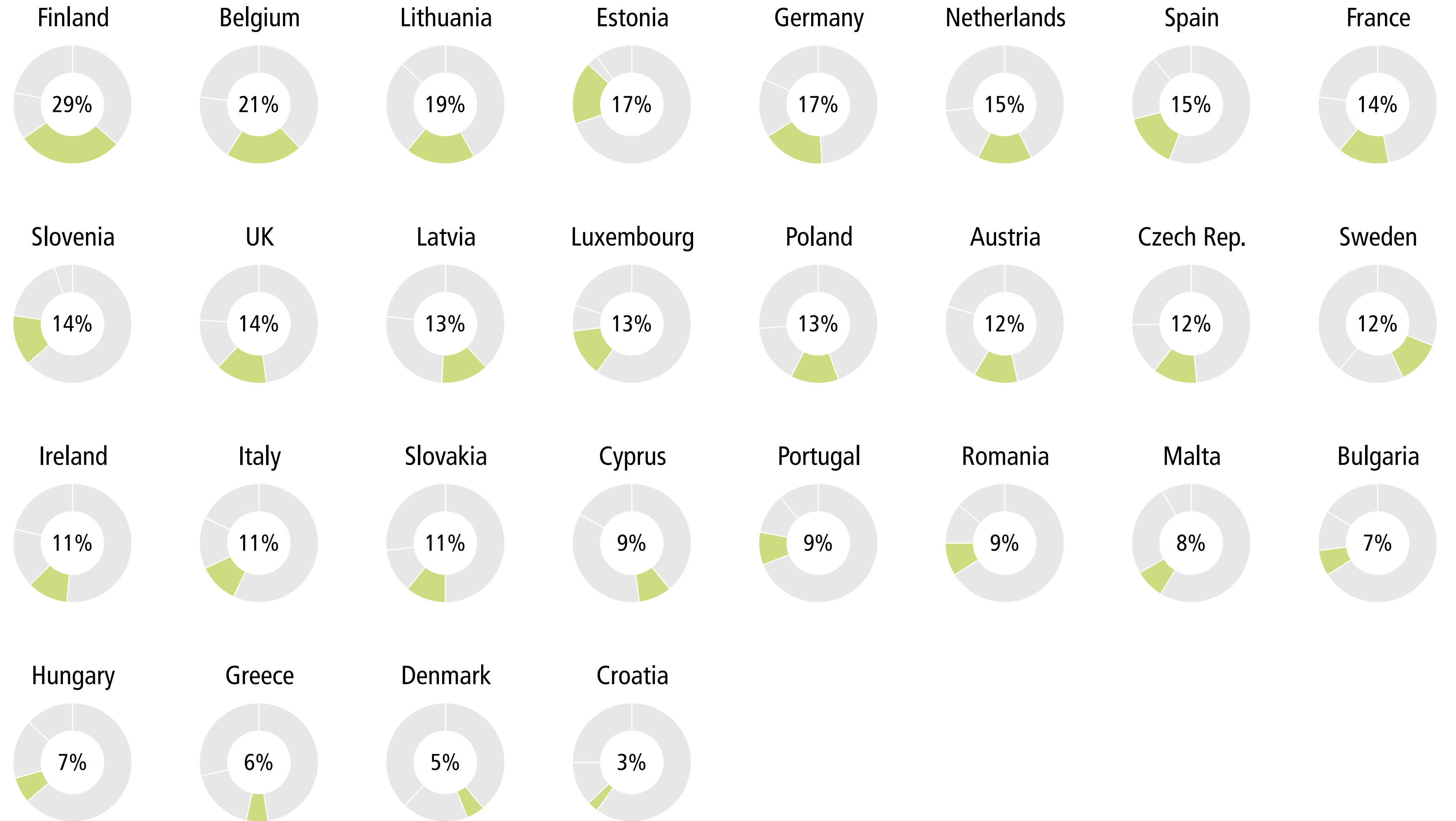
Q17

“What actor level would your country prefer for the following list of policy projects?”

All four actor levels



Countries	Policies
	All policies
	Integrated foreign and security policy
	Common defence structures
	Common border police and coast guard
	Common policy in justice and home affairs
	Common immigration and asylum policy
	<b>Common development assistance policy</b>
	Common Russia policy
	Common Ukraine policy
	Common Syria policy
	Common MENA policy
	Common China policy
	Better governance for the eurozone
	Fully completed single market
	Common social policy
	Common energy policy
	Single climate policy
	Policies Overview
	Commitment to Deeper Integration
	Importance of Coalitions
	Preferred Actor Level
	<b>Preferred Actor Level (Public View)</b>



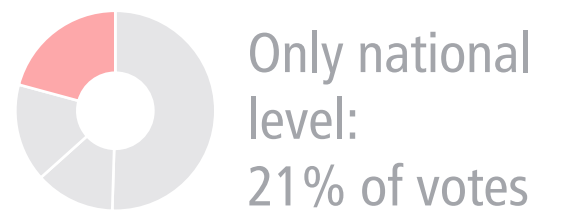

# Preferred Actor Level (Public View)

# Common development assistance policy

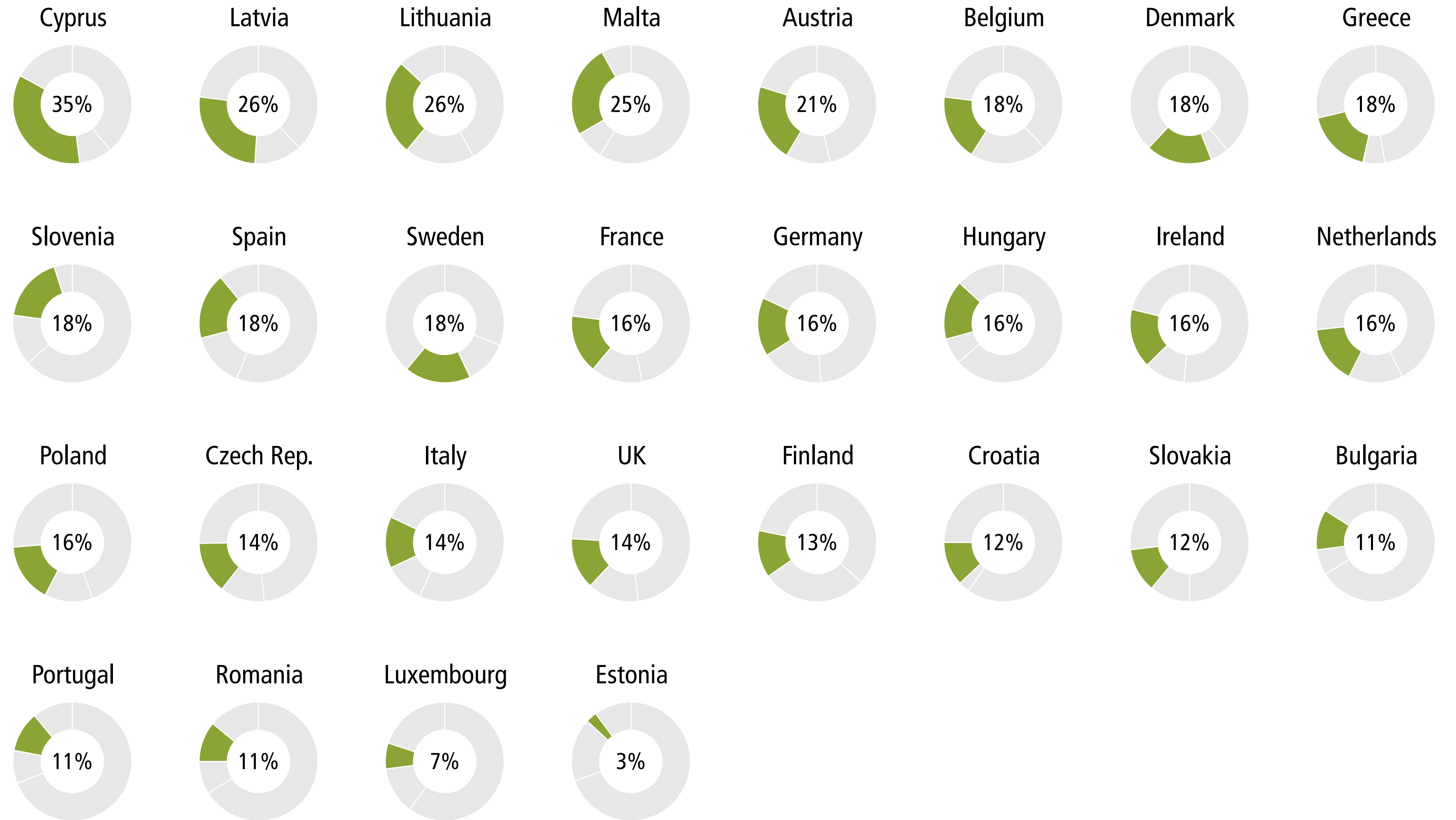
Q17

“What actor level would your country prefer for the following list of policy projects?”

All four actor levels



Countries	Policies
	All policies
	Integrated foreign and security policy
	Common defence structures
	Common border police and coast guard
	Common policy in justice and home affairs
	Common immigration and asylum policy
	<b>Common development assistance policy</b>
	Common Russia policy
	Common Ukraine policy
	Common Syria policy
	Common MENA policy
	Common China policy
	Better governance for the eurozone
	Fully completed single market
	Common social policy
	Common energy policy
	Single climate policy
	Policies Overview
	Commitment to Deeper Integration
	Importance of Coalitions
	Preferred Actor Level
	<b>Preferred Actor Level (Public View)</b>



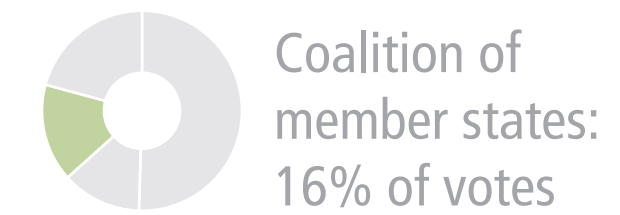

# Preferred Actor Level (Public View)

# Common development assistance policy

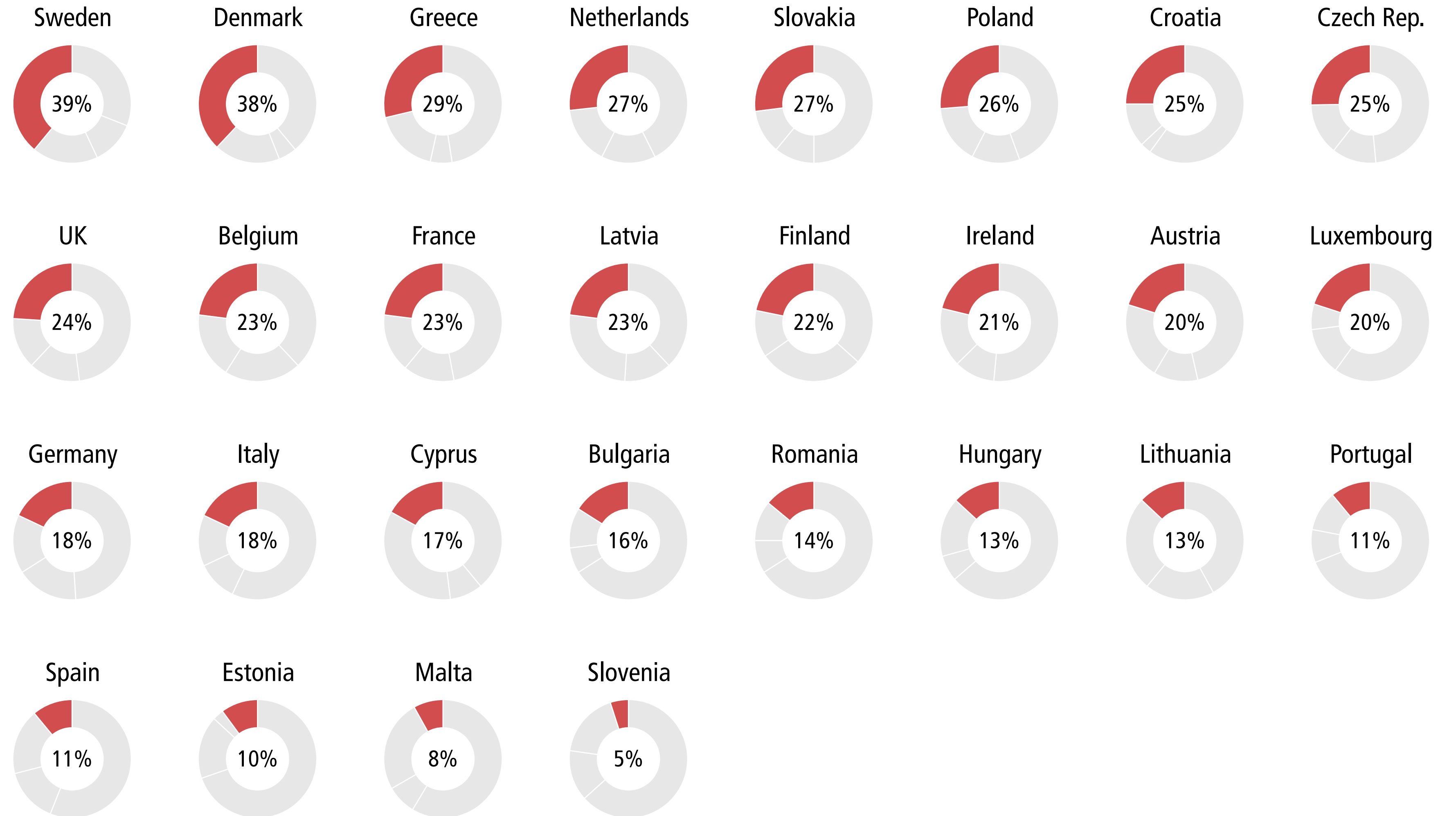
Q17

“What actor level would your country prefer for the following list of policy projects?”

All four actor levels



Countries	Policies
<ul style="list-style-type: none"> <li>All policies</li> <li>Integrated foreign and security policy</li> <li>Common defence structures</li> <li>Common border police and coast guard</li> <li>Common policy in justice and home affairs</li> <li>Common immigration and asylum policy</li> <li><b>Common development assistance policy</b></li> <li>Common Russia policy</li> <li>Common Ukraine policy</li> <li>Common Syria policy</li> <li>Common MENA policy</li> <li>Common China policy</li> <li>Better governance for the eurozone</li> <li>Fully completed single market</li> <li>Common social policy</li> <li>Common energy policy</li> <li>Single climate policy</li> </ul>	
	Policies Overview
	Commitment to Deeper Integration
	Importance of Coalitions
	Preferred Actor Level
	<b>Preferred Actor Level (Public View)</b>





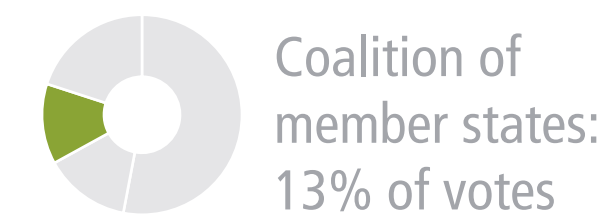
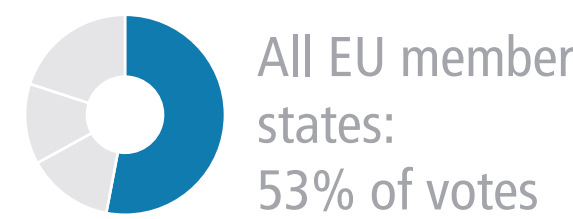
# Preferred Actor Level (Public View)

# Common Ukraine policy

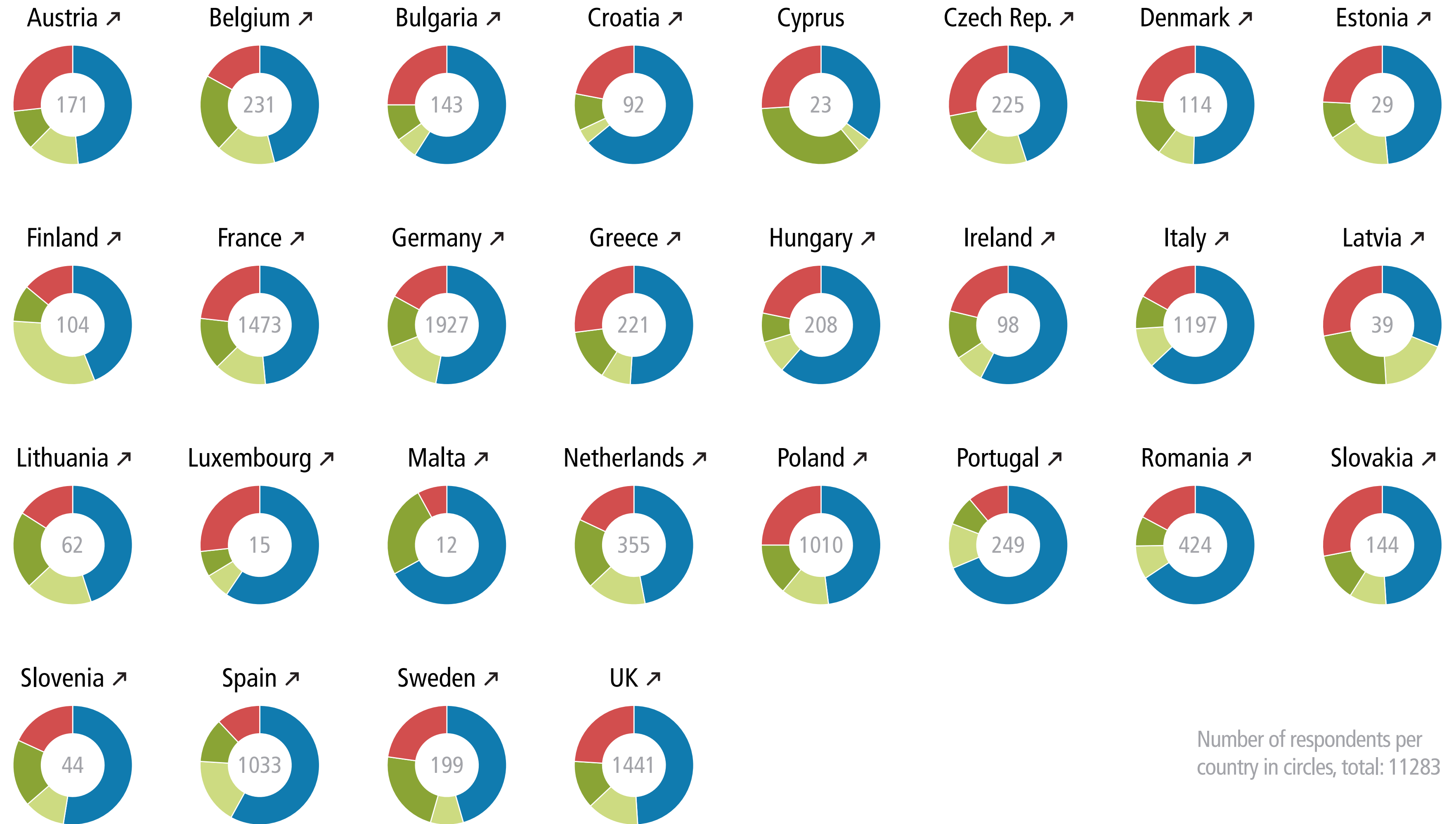
Q17

“What actor level would your country prefer for the following list of policy projects?”

All four actor levels



Countries	Policies
	All policies
	Integrated foreign and security policy
	Common defence structures
	Common border police and coast guard
	Common policy in justice and home affairs
	Common immigration and asylum policy
	Common development assistance policy
	Common Russia policy
	<b>Common Ukraine policy</b>
	Common Syria policy
	Common MENA policy
	Common China policy
	Better governance for the eurozone
	Fully completed single market
	Common social policy
	Common energy policy
	Single climate policy
	Policies Overview
	Commitment to Deeper Integration
	Importance of Coalitions
	Preferred Actor Level
	<b>Preferred Actor Level (Public View)</b>



Number of respondents per country in circles, total: 11283



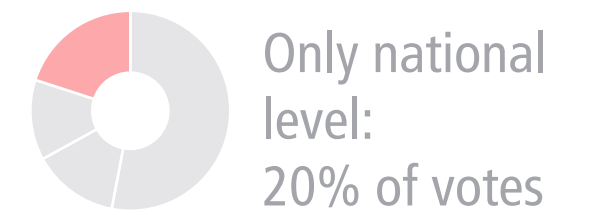
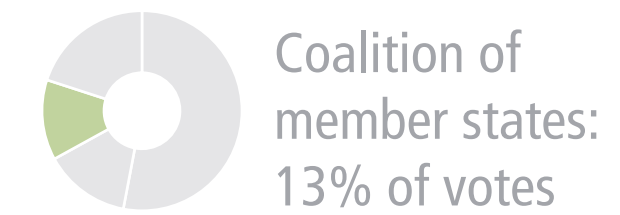
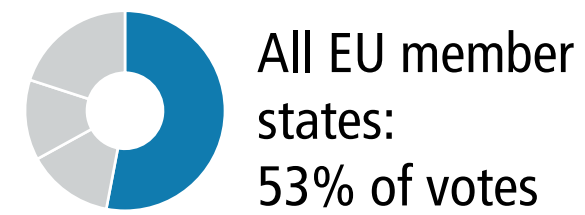
# Preferred Actor Level (Public View)

# Common Ukraine policy

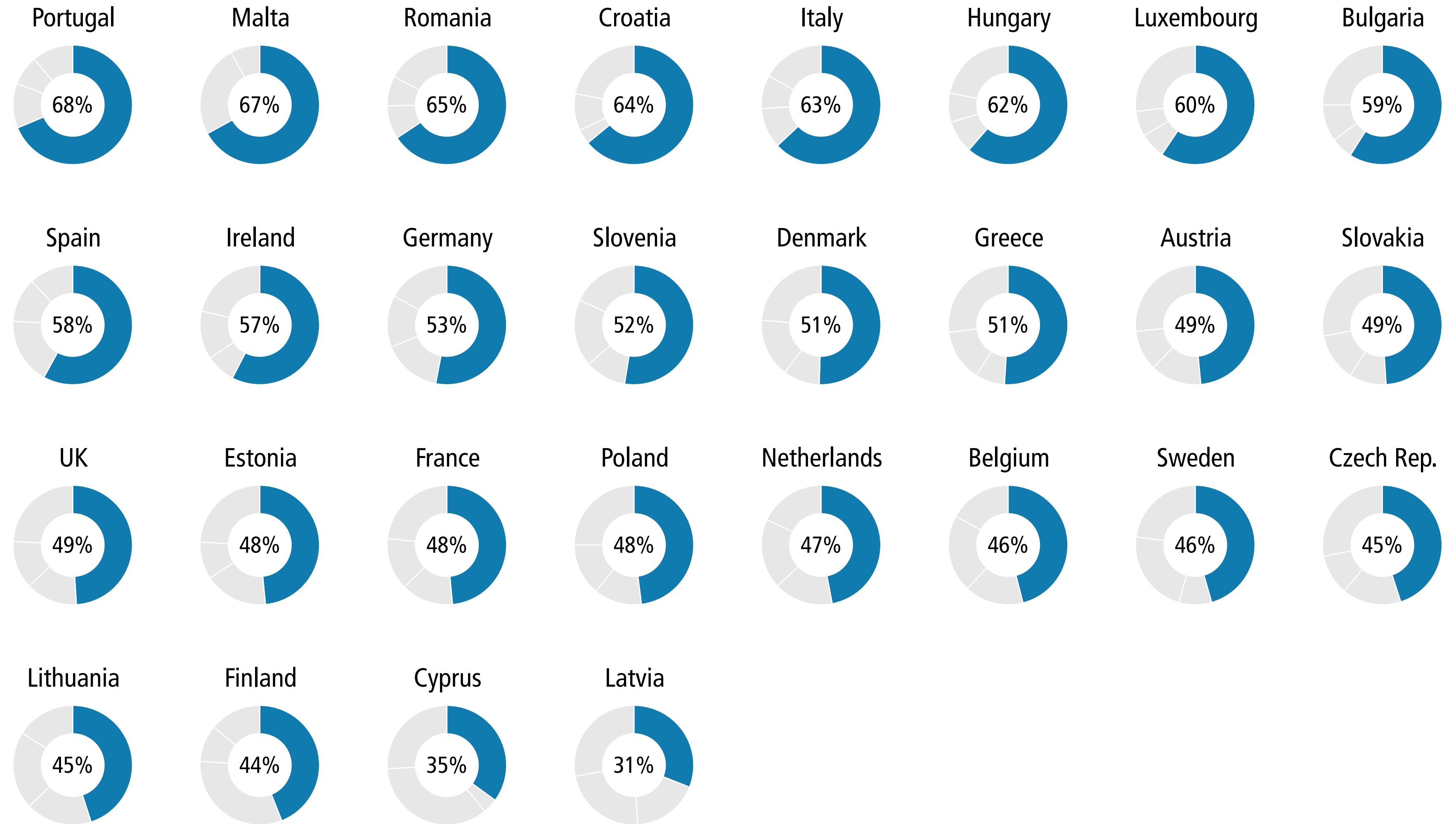
Q17

“What actor level would your country prefer for the following list of policy projects?”

All four actor levels



Countries	Policies
	All policies
	Integrated foreign and security policy
	Common defence structures
	Common border police and coast guard
	Common policy in justice and home affairs
	Common immigration and asylum policy
	Common development assistance policy
	Common Russia policy
	<b>Common Ukraine policy</b>
	Common Syria policy
	Common MENA policy
	Common China policy
	Better governance for the eurozone
	Fully completed single market
	Common social policy
	Common energy policy
	Single climate policy
	Policies Overview
	Commitment to Deeper Integration
	Importance of Coalitions
	Preferred Actor Level
	<b>Preferred Actor Level (Public View)</b>



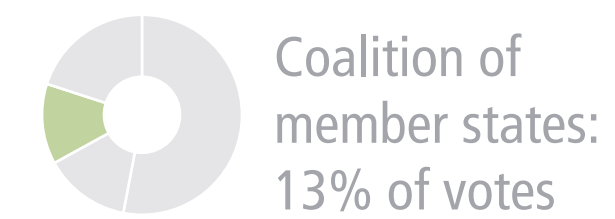
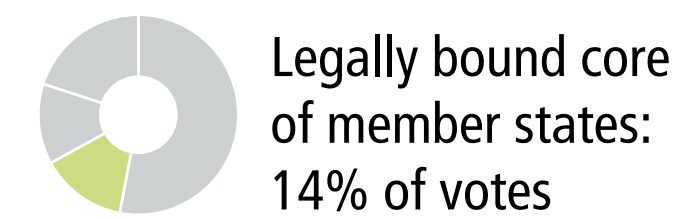
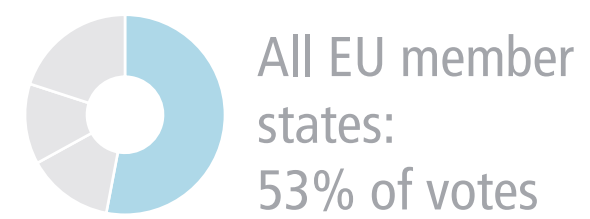
# Preferred Actor Level (Public View)

# Common Ukraine policy

Q17

“What actor level would your country prefer for the following list of policy projects?”

All four actor levels



Countries **Policies**

All policies

- Integrated foreign and security policy
- Common defence structures
- Common border police and coast guard
- Common policy in justice and home affairs
- Common immigration and asylum policy
- Common development assistance policy

Common Russia policy

**Common Ukraine policy**

- Common Syria policy
- Common MENA policy
- Common China policy

Better governance for the eurozone

Fully completed single market

- Common social policy
- Common energy policy
- Single climate policy

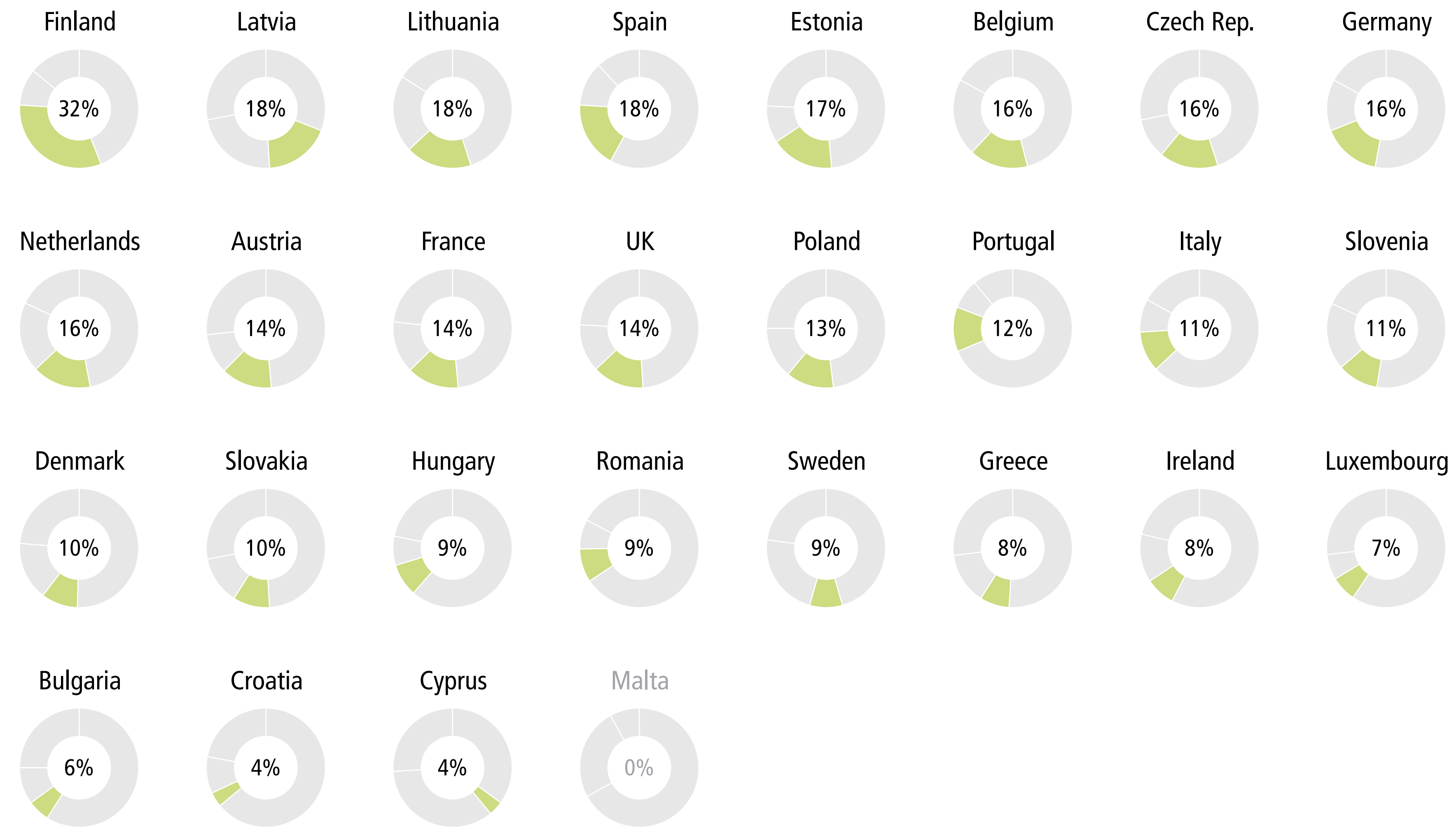
Policies Overview

Commitment to Deeper Integration

Importance of Coalitions

Preferred Actor Level

**Preferred Actor Level (Public View)**



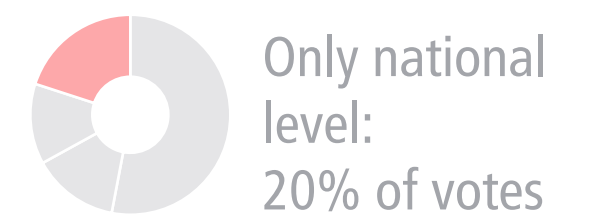

# Preferred Actor Level (Public View)

# Common Ukraine policy

Q17

“What actor level would your country prefer for the following list of policy projects?”

All four actor levels



Countries **Policies**

All policies

- Integrated foreign and security policy
- Common defence structures
- Common border police and coast guard
- Common policy in justice and home affairs
- Common immigration and asylum policy
- Common development assistance policy

Common Russia policy

**Common Ukraine policy**

- Common Syria policy
- Common MENA policy
- Common China policy

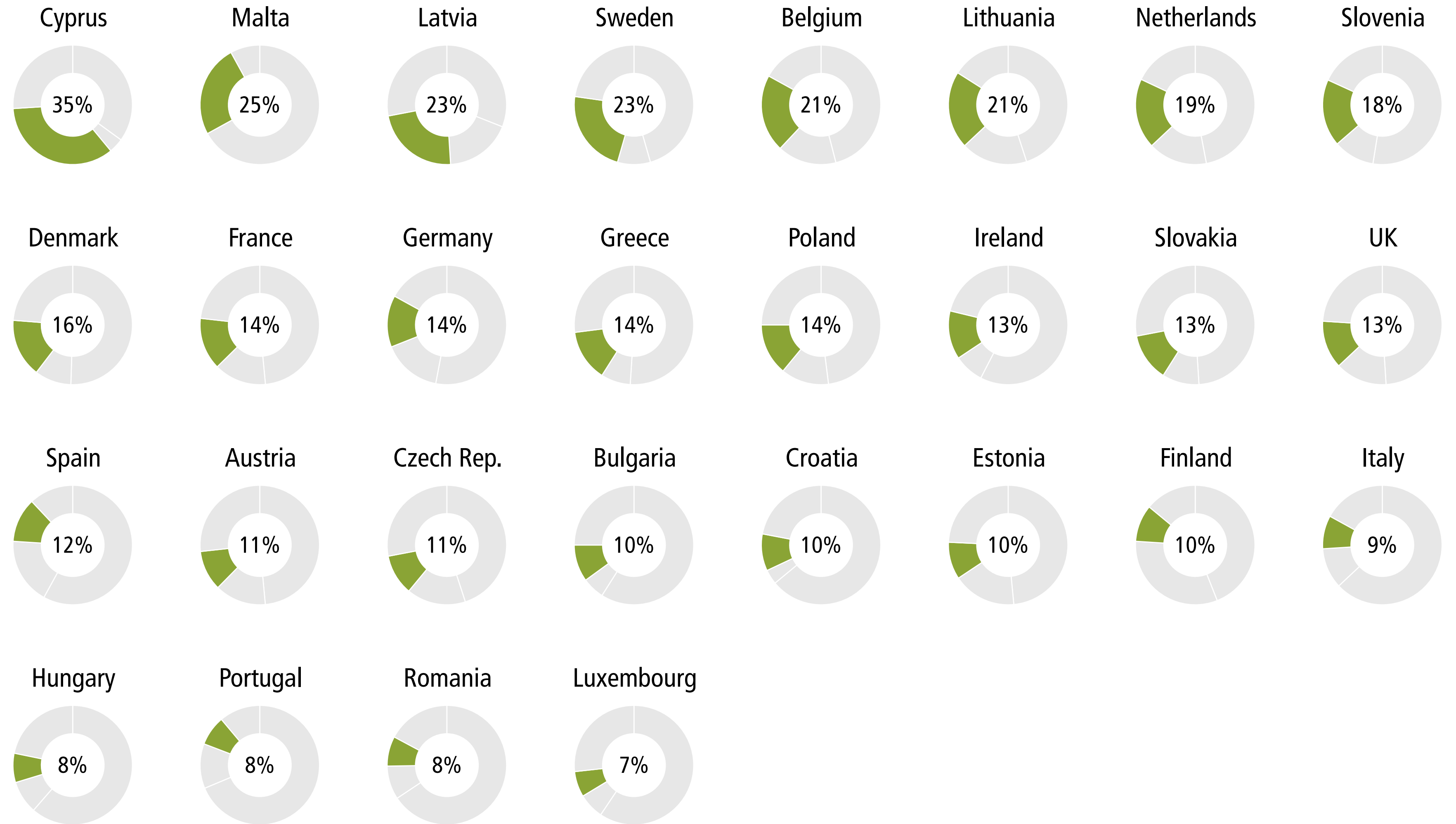
Better governance for the eurozone

- Fully completed single market
- Common social policy
- Common energy policy
- Single climate policy

Policies Overview

- Commitment to Deeper Integration
- Importance of Coalitions
- Preferred Actor Level

**Preferred Actor Level (Public View)**



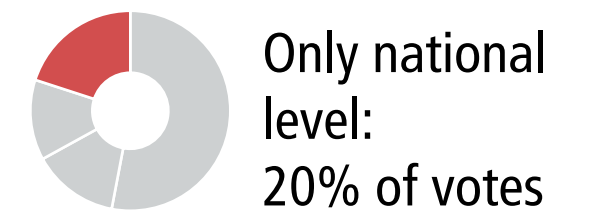
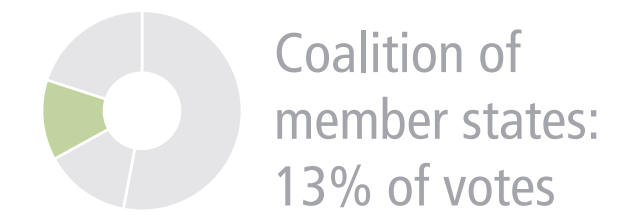

# Preferred Actor Level (Public View)

# Common Ukraine policy

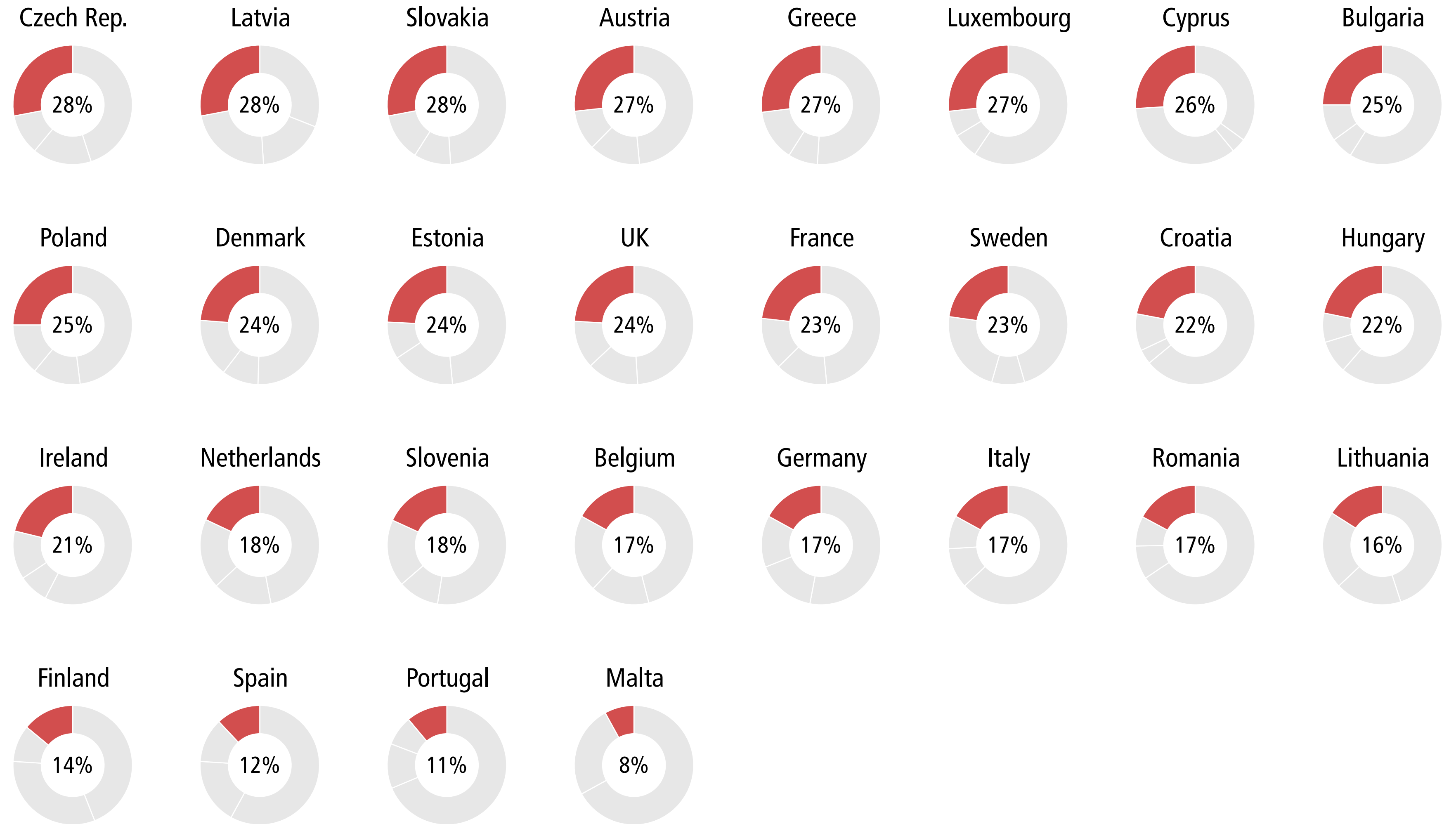
Q17

“What actor level would your country prefer for the following list of policy projects?”

All four actor levels



Countries	Policies
	All policies
	Integrated foreign and security policy
	Common defence structures
	Common border police and coast guard
	Common policy in justice and home affairs
	Common immigration and asylum policy
	Common development assistance policy
	Common Russia policy
	<b>Common Ukraine policy</b>
	Common Syria policy
	Common MENA policy
	Common China policy
	Better governance for the eurozone
	Fully completed single market
	Common social policy
	Common energy policy
	Single climate policy
	Policies Overview
	Commitment to Deeper Integration
	Importance of Coalitions
	Preferred Actor Level
	<b>Preferred Actor Level (Public View)</b>



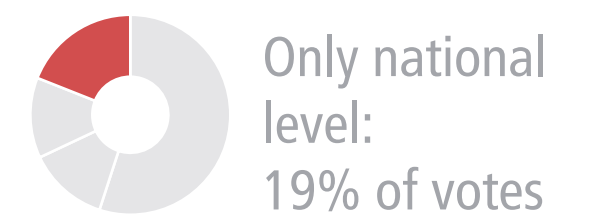
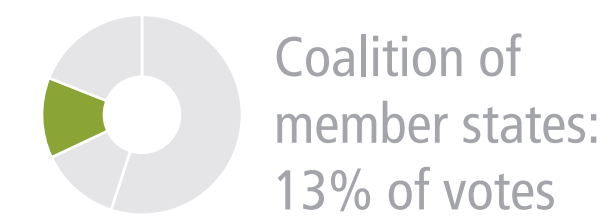
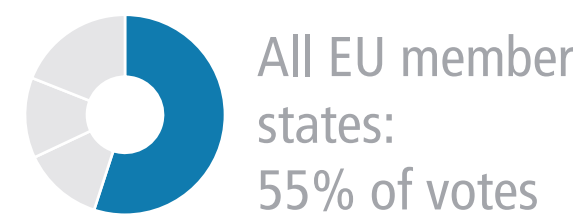
# Preferred Actor Level (Public View)

# Common Syria policy

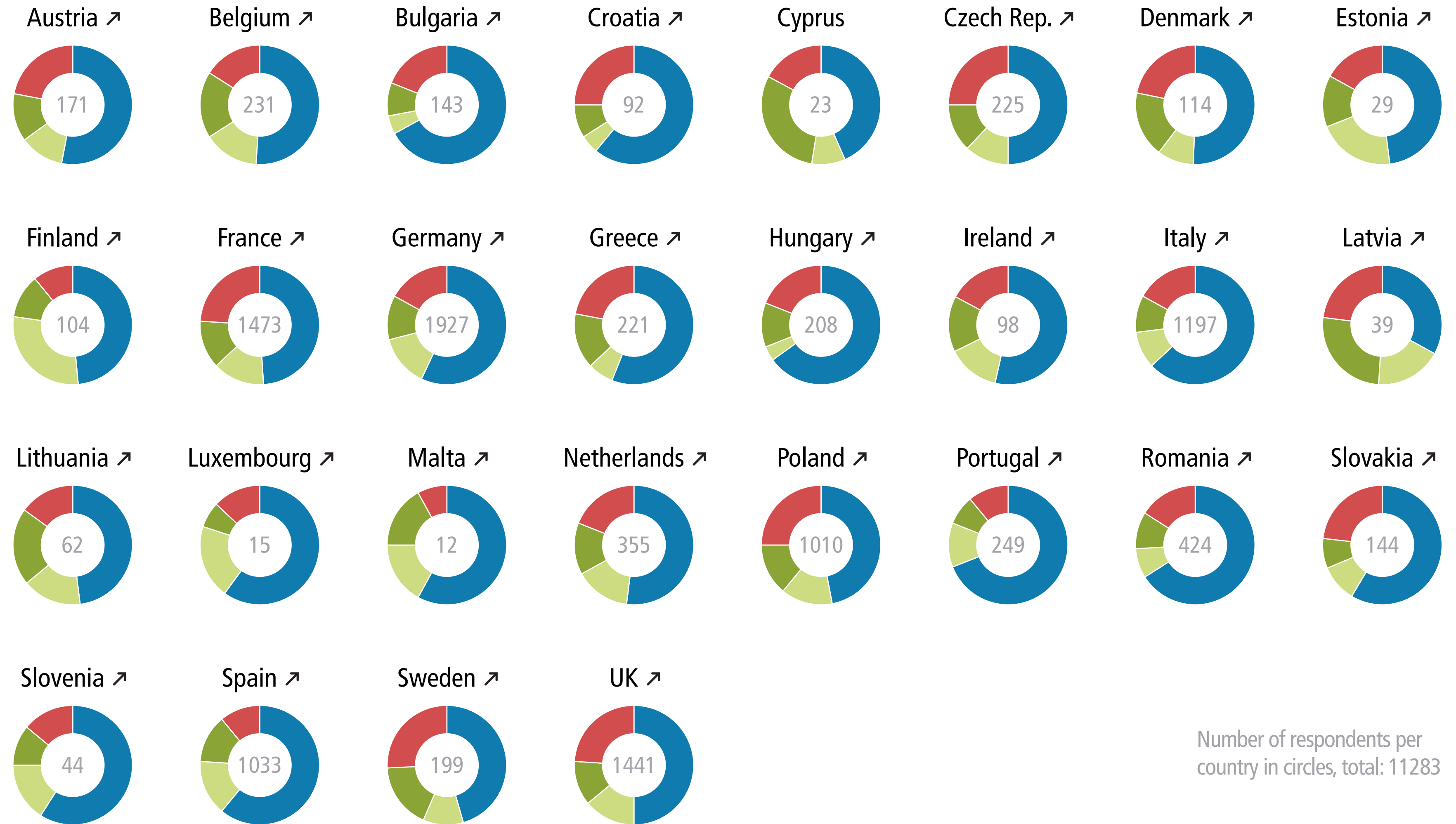
Q17

“What actor level would your country prefer for the following list of policy projects?”

All four actor levels



Countries	Policies
	All policies
	Integrated foreign and security policy
	Common defence structures
	Common border police and coast guard
	Common policy in justice and home affairs
	Common immigration and asylum policy
	Common development assistance policy
	Common Russia policy
	Common Ukraine policy
	<b>Common Syria policy</b>
	Common MENA policy
	Common China policy
	Better governance for the eurozone
	Fully completed single market
	Common social policy
	Common energy policy
	Single climate policy
	Policies Overview
	Commitment to Deeper Integration
	Importance of Coalitions
	Preferred Actor Level
	<b>Preferred Actor Level (Public View)</b>



Number of respondents per country in circles, total: 11283

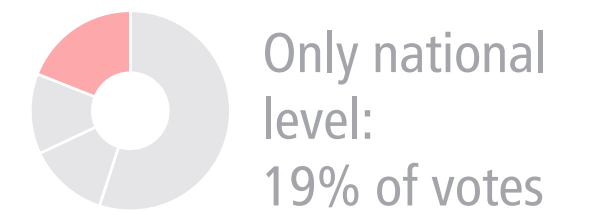
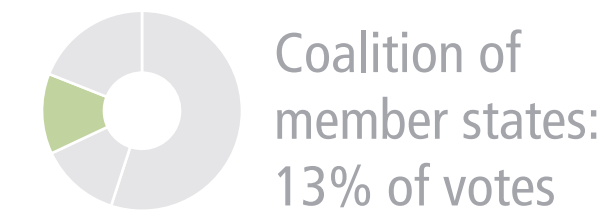
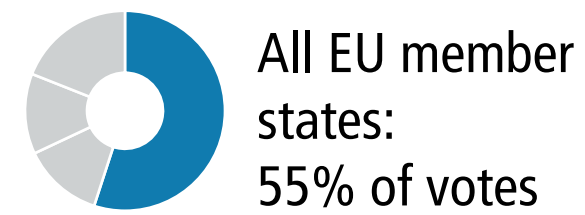


# Preferred Actor Level (Public View) Common Syria policy

Q17

“What actor level would your country prefer for the following list of policy projects?”

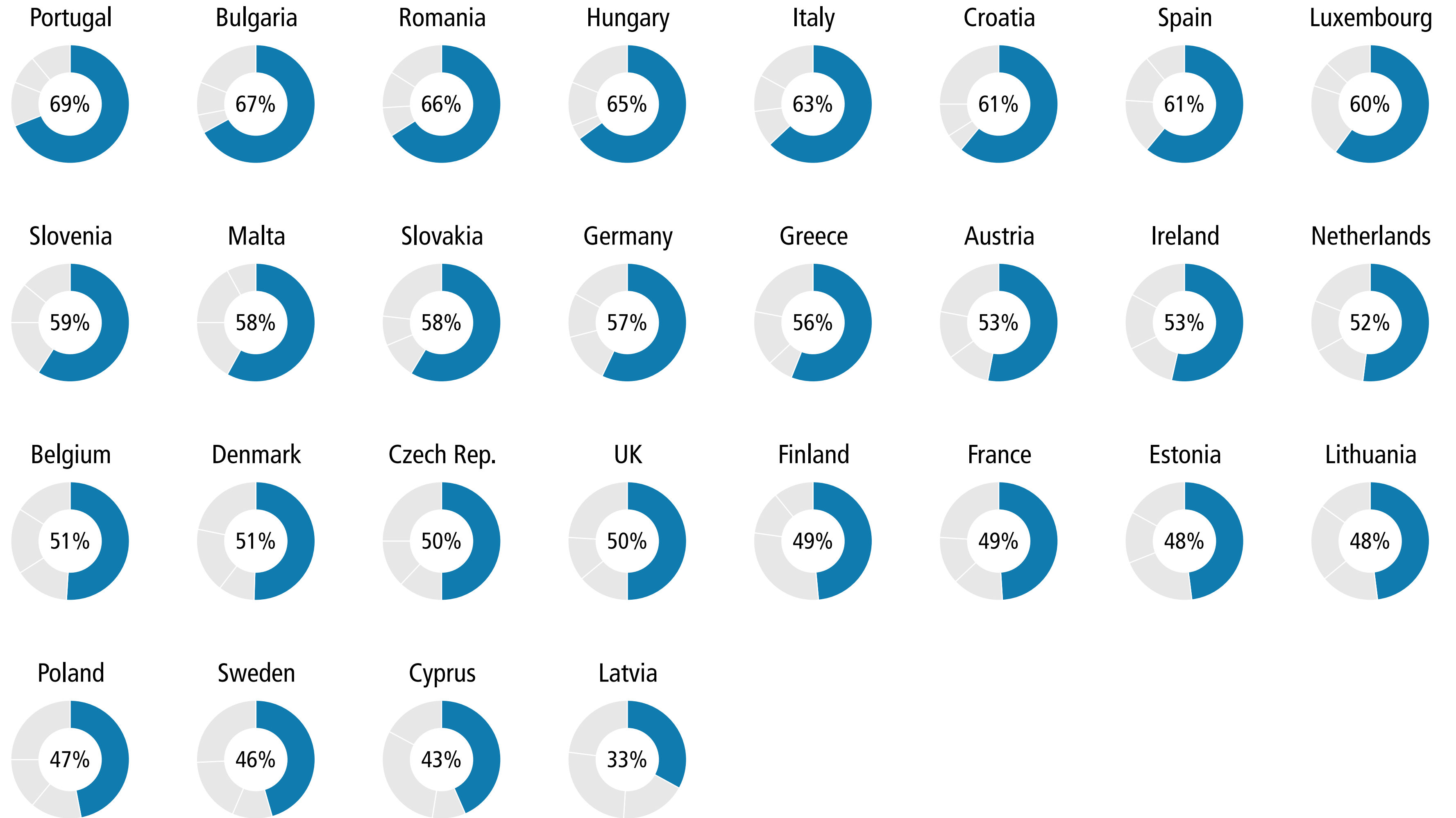
All four actor levels



Countries **Policies**

- All policies
- Integrated foreign and security policy
- Common defence structures
- Common border police and coast guard
- Common policy in justice and home affairs
- Common immigration and asylum policy
- Common development assistance policy
- Common Russia policy
- Common Ukraine policy
- Common Syria policy**
- Common MENA policy
- Common China policy
- Better governance for the eurozone
- Fully completed single market
- Common social policy
- Common energy policy
- Single climate policy

- Policies Overview
- Commitment to Deeper Integration
- Importance of Coalitions
- Preferred Actor Level
- Preferred Actor Level (Public View)**



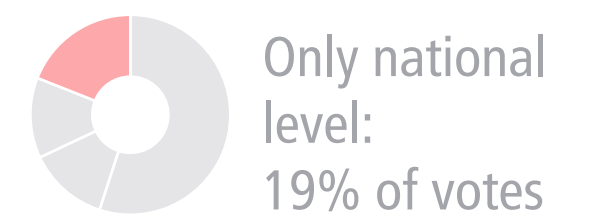
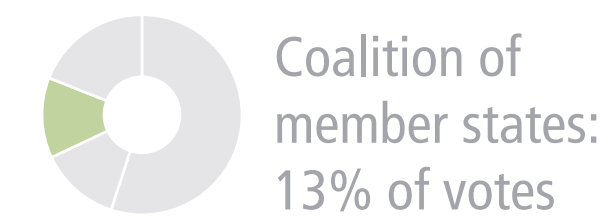
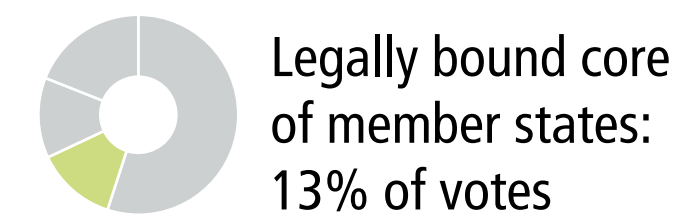
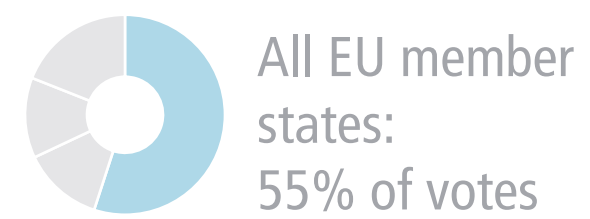
# Preferred Actor Level (Public View)

# Common Syria policy

Q17

“What actor level would your country prefer for the following list of policy projects?”

All four actor levels



Countries **Policies**

All policies

- Integrated foreign and security policy
- Common defence structures
- Common border police and coast guard
- Common policy in justice and home affairs
- Common immigration and asylum policy
- Common development assistance policy

- Common Russia policy
- Common Ukraine policy

**Common Syria policy**

- Common MENA policy
- Common China policy

- Better governance for the eurozone
- Fully completed single market
- Common social policy
- Common energy policy
- Single climate policy

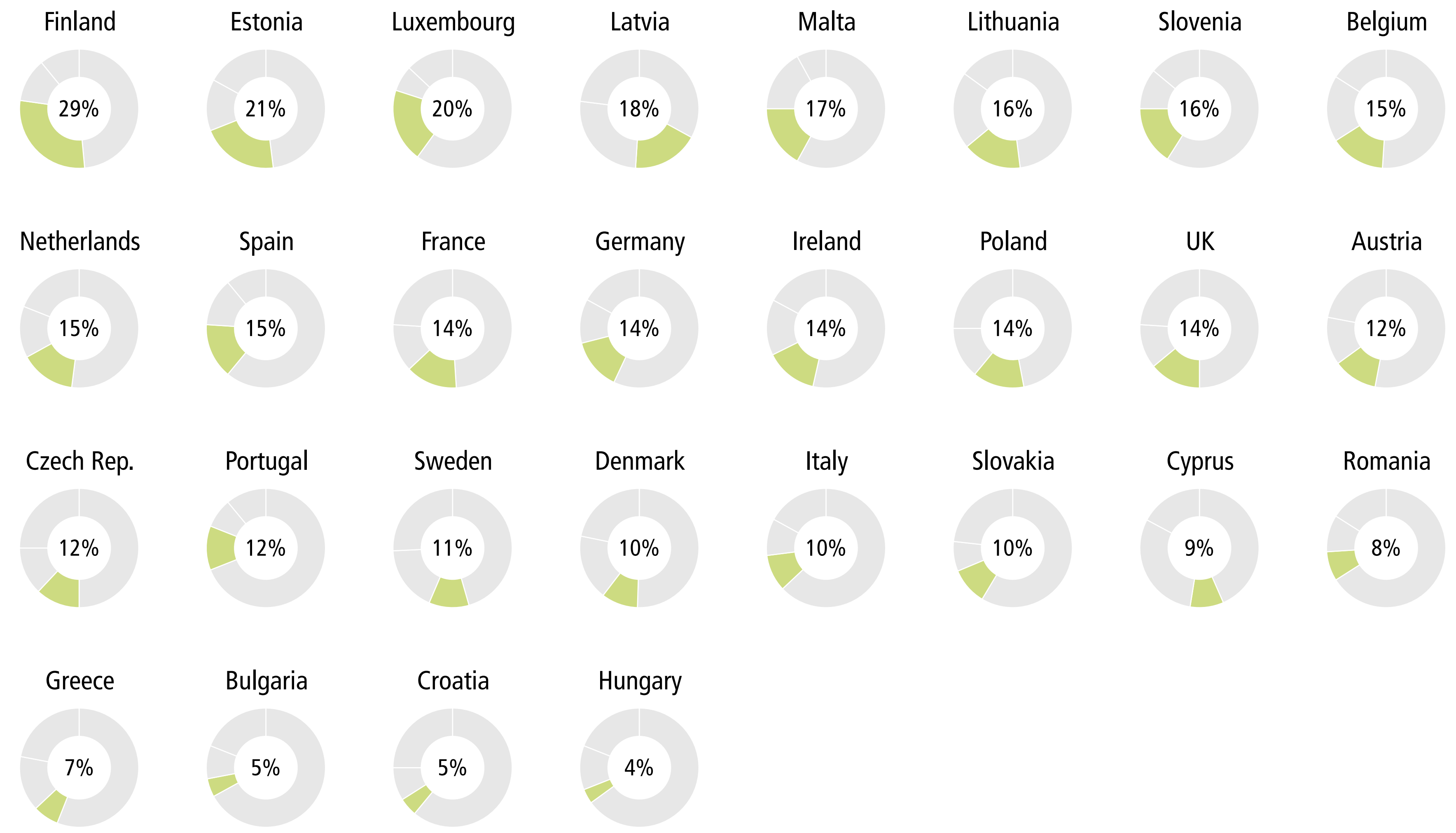
Policies Overview

Commitment to Deeper Integration

Importance of Coalitions

Preferred Actor Level

**Preferred Actor Level (Public View)**



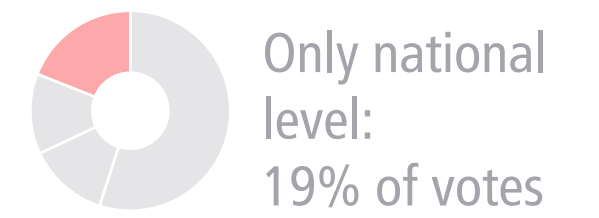
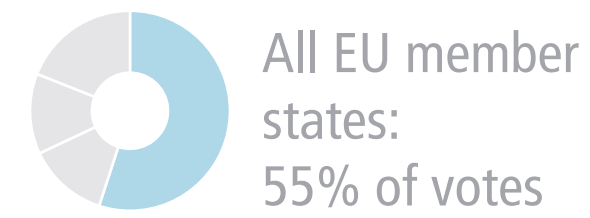


# Preferred Actor Level (Public View) Common Syria policy

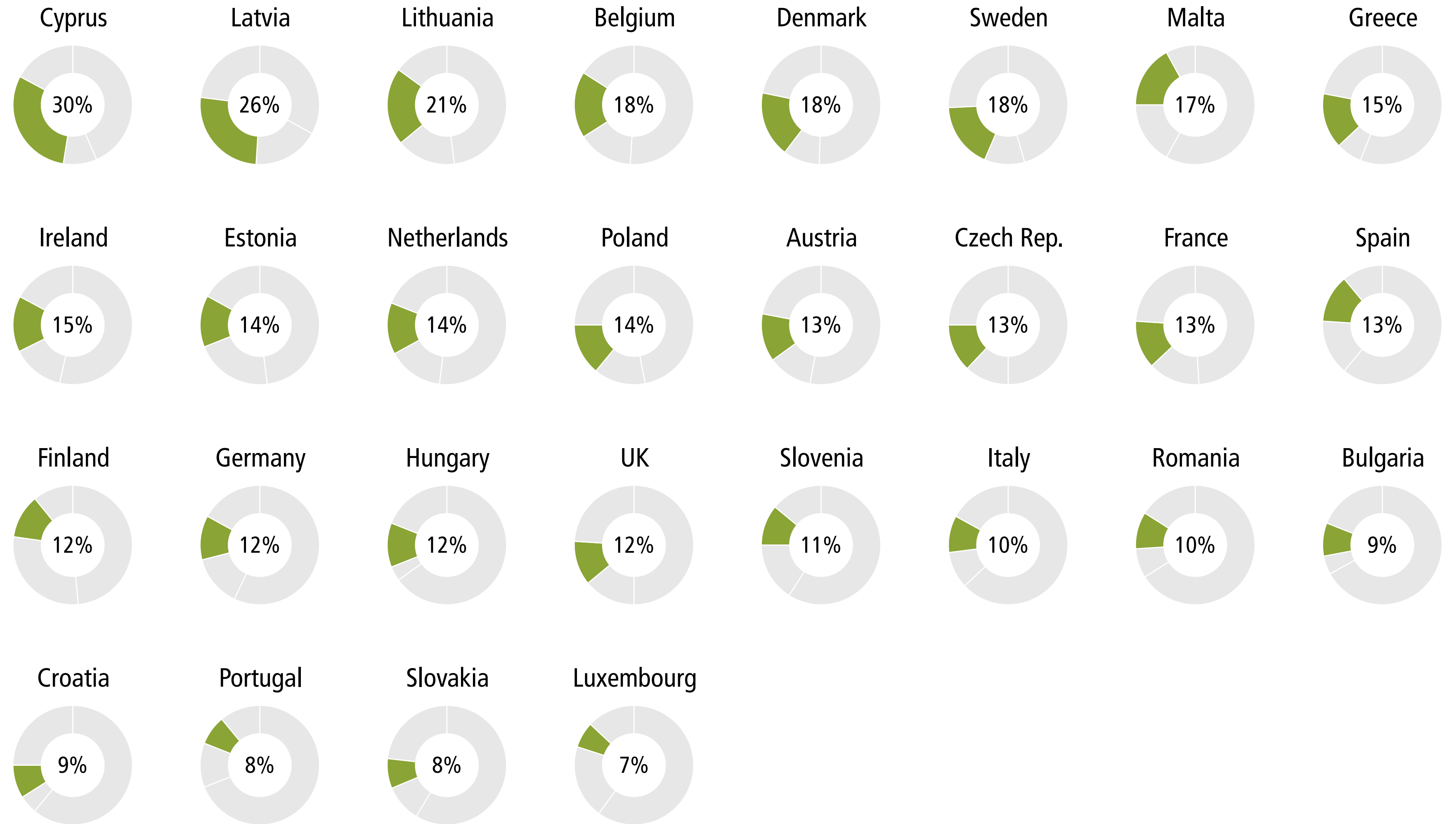
Q17

“What actor level would your country prefer for the following list of policy projects?”

All four actor levels



Countries	Policies
	All policies
	Integrated foreign and security policy
	Common defence structures
	Common border police and coast guard
	Common policy in justice and home affairs
	Common immigration and asylum policy
	Common development assistance policy
	Common Russia policy
	Common Ukraine policy
	<b>Common Syria policy</b>
	Common MENA policy
	Common China policy
	Better governance for the eurozone
	Fully completed single market
	Common social policy
	Common energy policy
	Single climate policy
	Policies Overview
	Commitment to Deeper Integration
	Importance of Coalitions
	Preferred Actor Level
	<b>Preferred Actor Level (Public View)</b>

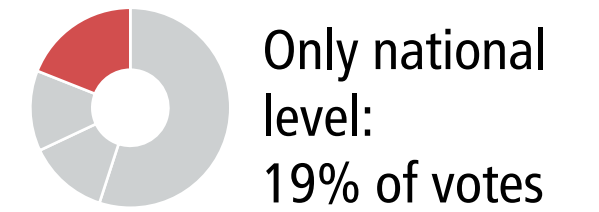
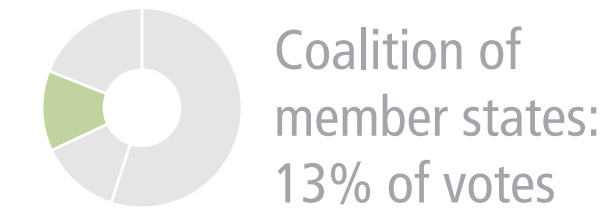



# Preferred Actor Level (Public View) Common Syria policy

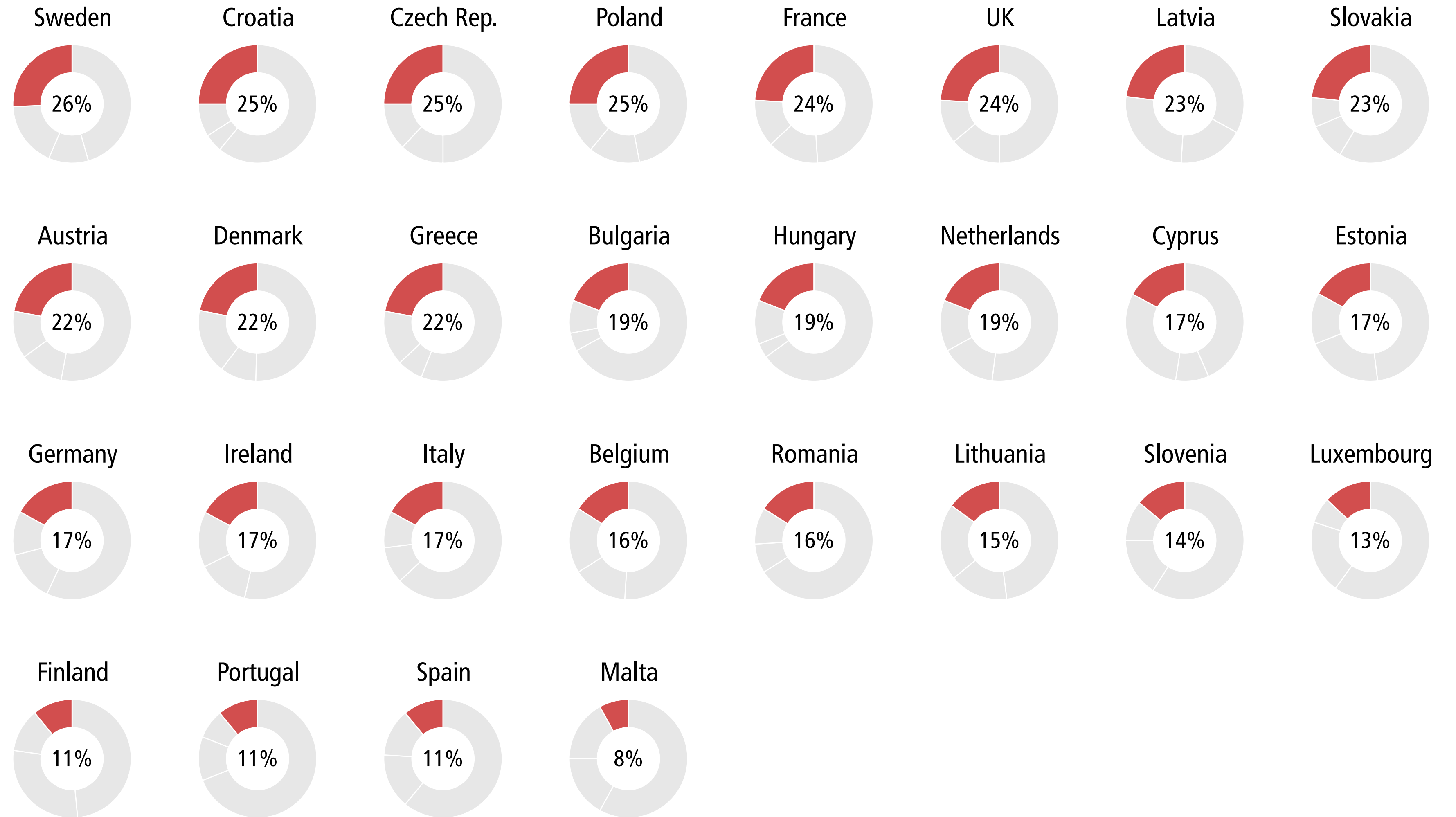
Q17

“What actor level would your country prefer for the following list of policy projects?”

All four actor levels



Countries	Policies
	All policies
	Integrated foreign and security policy
	Common defence structures
	Common border police and coast guard
	Common policy in justice and home affairs
	Common immigration and asylum policy
	Common development assistance policy
	Common Russia policy
	Common Ukraine policy
	<b>Common Syria policy</b>
	Common MENA policy
	Common China policy
	Better governance for the eurozone
	Fully completed single market
	Common social policy
	Common energy policy
	Single climate policy
	Policies Overview
	Commitment to Deeper Integration
	Importance of Coalitions
	Preferred Actor Level
	<b>Preferred Actor Level (Public View)</b>



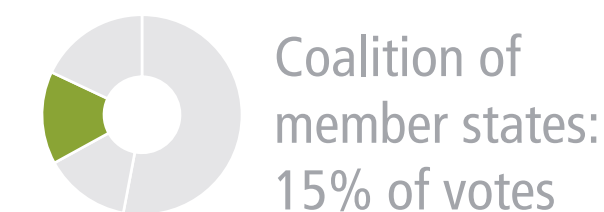
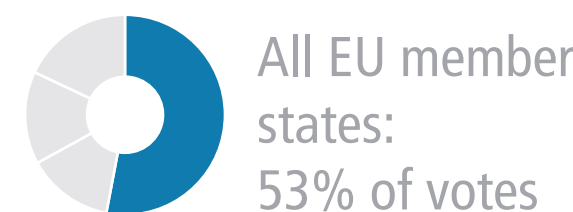
# Preferred Actor Level (Public View)

# Common MENA policy

Q17

“What actor level would your country prefer for the following list of policy projects?”

All four actor levels



Countries **Policies**

All policies

- Integrated foreign and security policy
- Common defence structures
- Common border police and coast guard
- Common policy in justice and home affairs
- Common immigration and asylum policy
- Common development assistance policy

- Common Russia policy
- Common Ukraine policy
- Common Syria policy

**Common MENA policy**

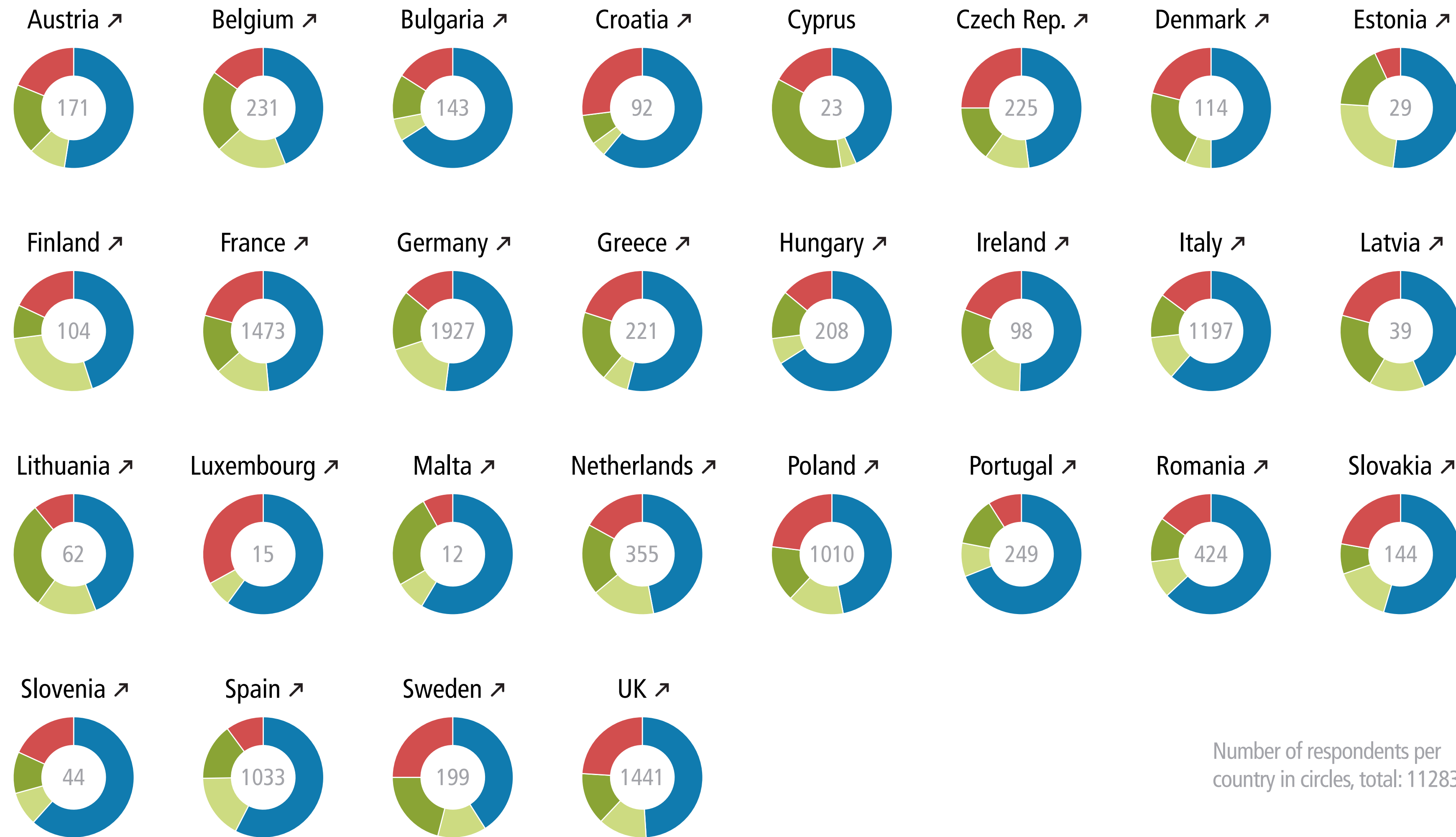
Common China policy

- Better governance for the eurozone
- Fully completed single market
- Common social policy
- Common energy policy
- Single climate policy

Policies Overview

- Commitment to Deeper Integration
- Importance of Coalitions
- Preferred Actor Level

**Preferred Actor Level (Public View)**



Number of respondents per country in circles, total: 11283



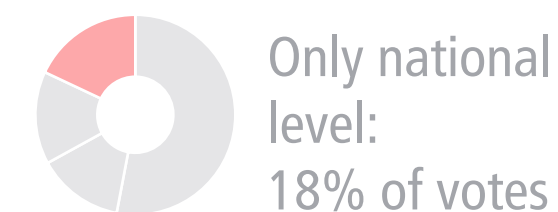
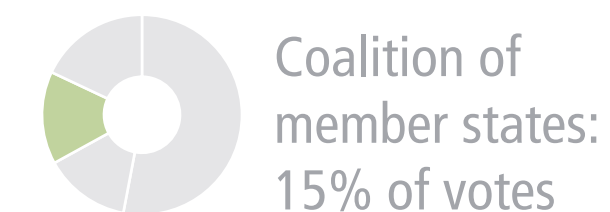
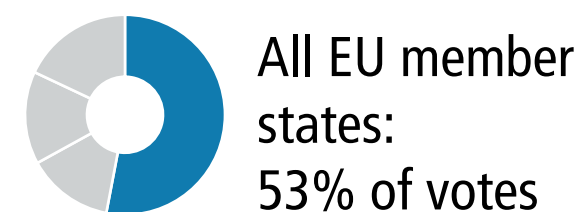
# Preferred Actor Level (Public View)

# Common MENA policy

Q17

“What actor level would your country prefer for the following list of policy projects?”

All four actor levels



Countries **Policies**

All policies

- Integrated foreign and security policy
- Common defence structures
- Common border police and coast guard
- Common policy in justice and home affairs
- Common immigration and asylum policy
- Common development assistance policy

- Common Russia policy
- Common Ukraine policy
- Common Syria policy

**Common MENA policy**

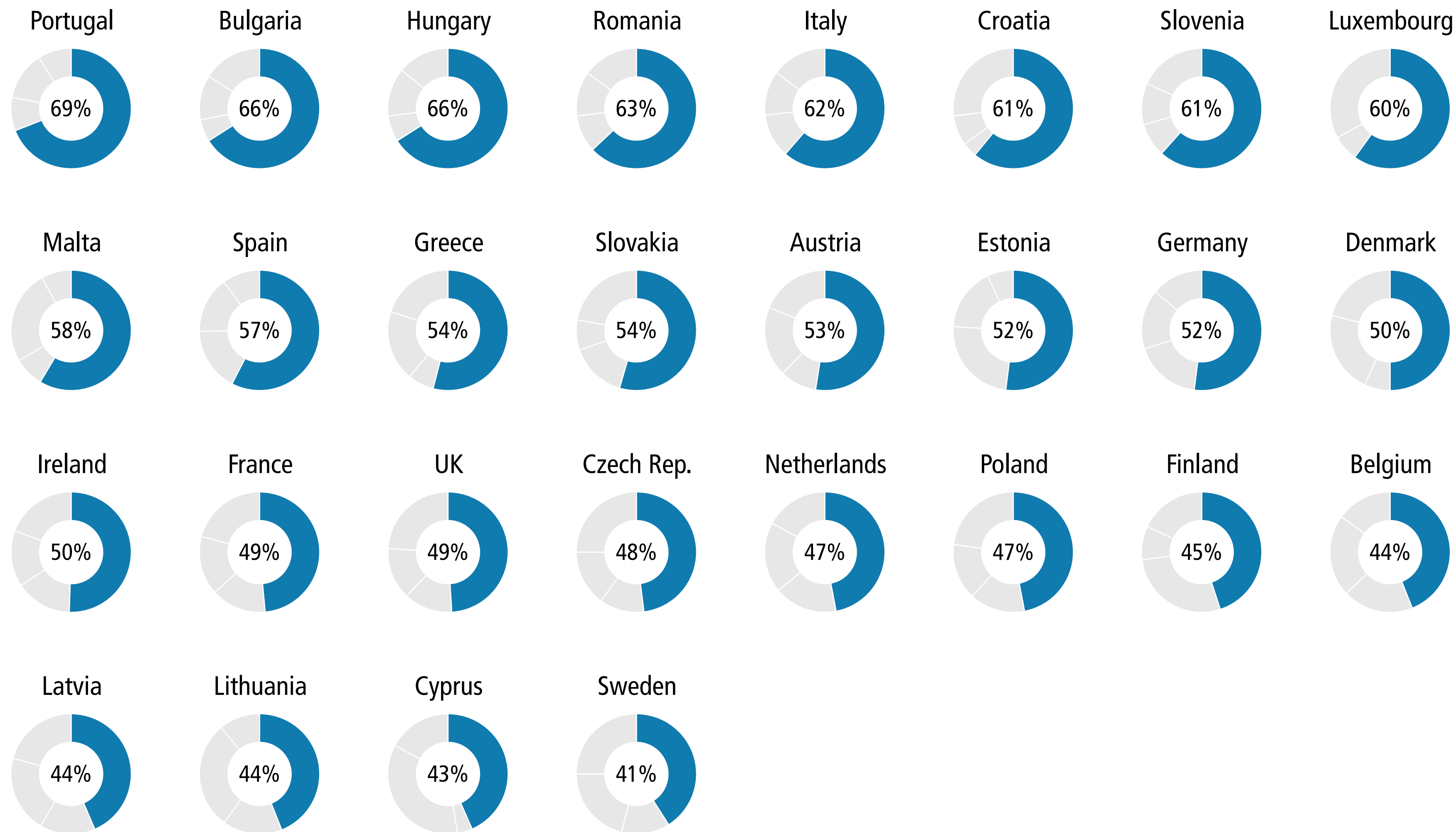
Common China policy

- Better governance for the eurozone
- Fully completed single market
- Common social policy
- Common energy policy
- Single climate policy

Policies Overview

- Commitment to Deeper Integration
- Importance of Coalitions
- Preferred Actor Level

**Preferred Actor Level (Public View)**



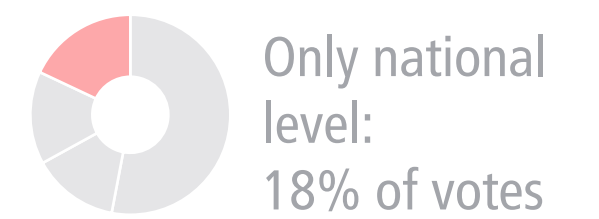
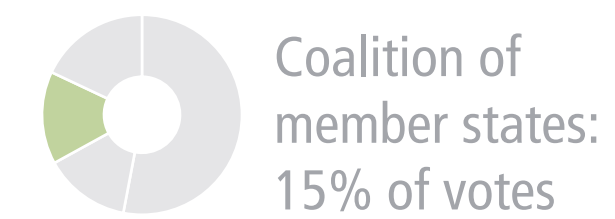
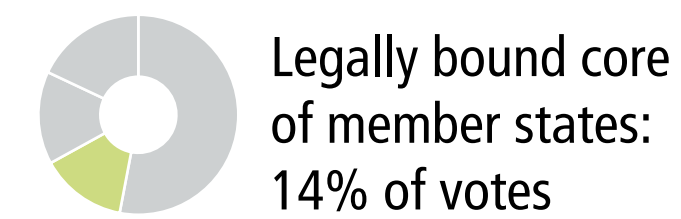

# Preferred Actor Level (Public View)

# Common MENA policy

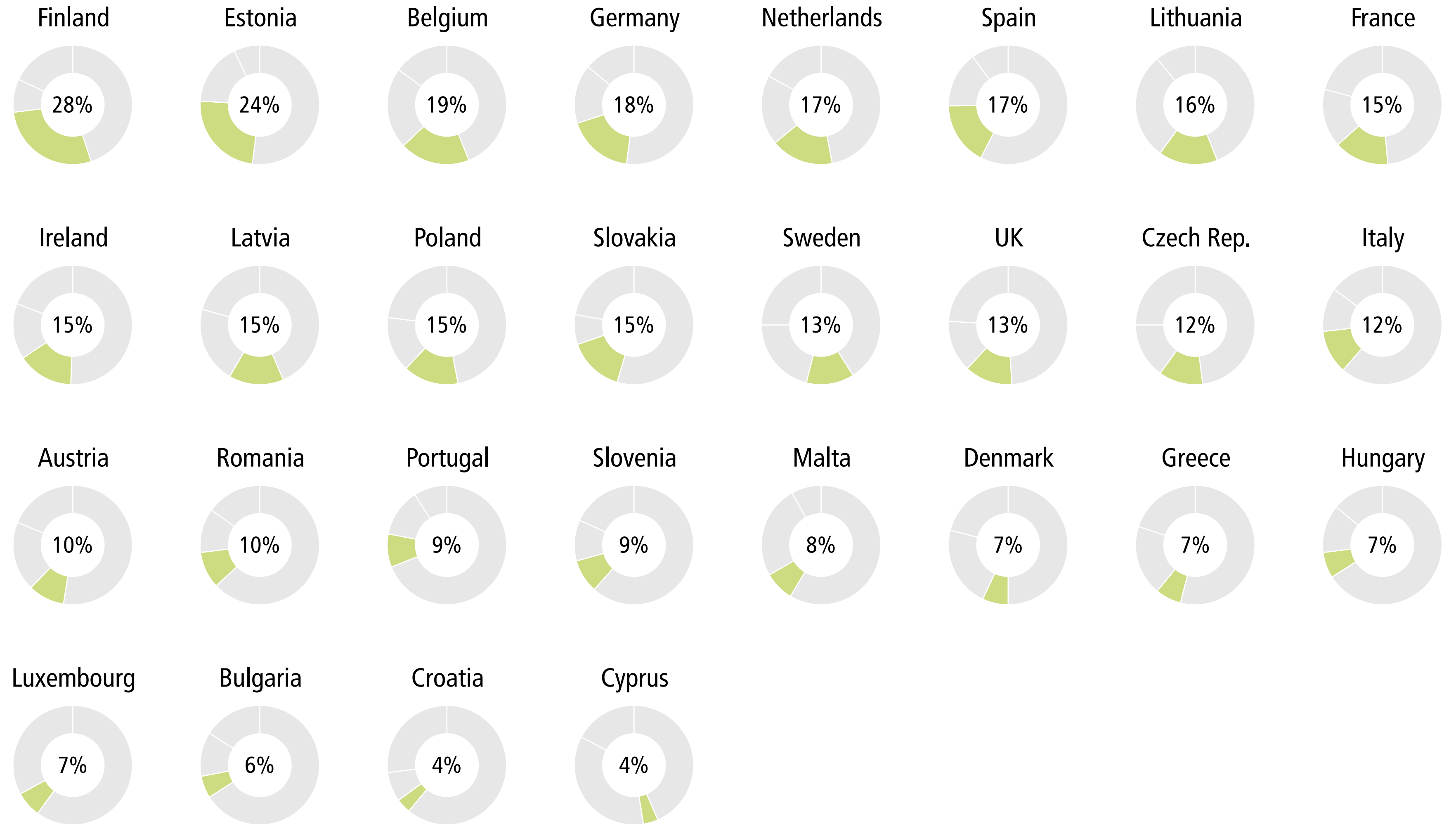
Q17

“What actor level would your country prefer for the following list of policy projects?”

All four actor levels



Countries	Policies
	All policies
	Integrated foreign and security policy
	Common defence structures
	Common border police and coast guard
	Common policy in justice and home affairs
	Common immigration and asylum policy
	Common development assistance policy
	Common Russia policy
	Common Ukraine policy
	Common Syria policy
	<b>Common MENA policy</b>
	Common China policy
	Better governance for the eurozone
	Fully completed single market
	Common social policy
	Common energy policy
	Single climate policy
	Policies Overview
	Commitment to Deeper Integration
	Importance of Coalitions
	Preferred Actor Level
	<b>Preferred Actor Level (Public View)</b>



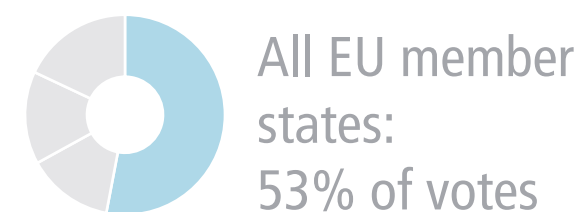
# Preferred Actor Level (Public View)

# Common MENA policy

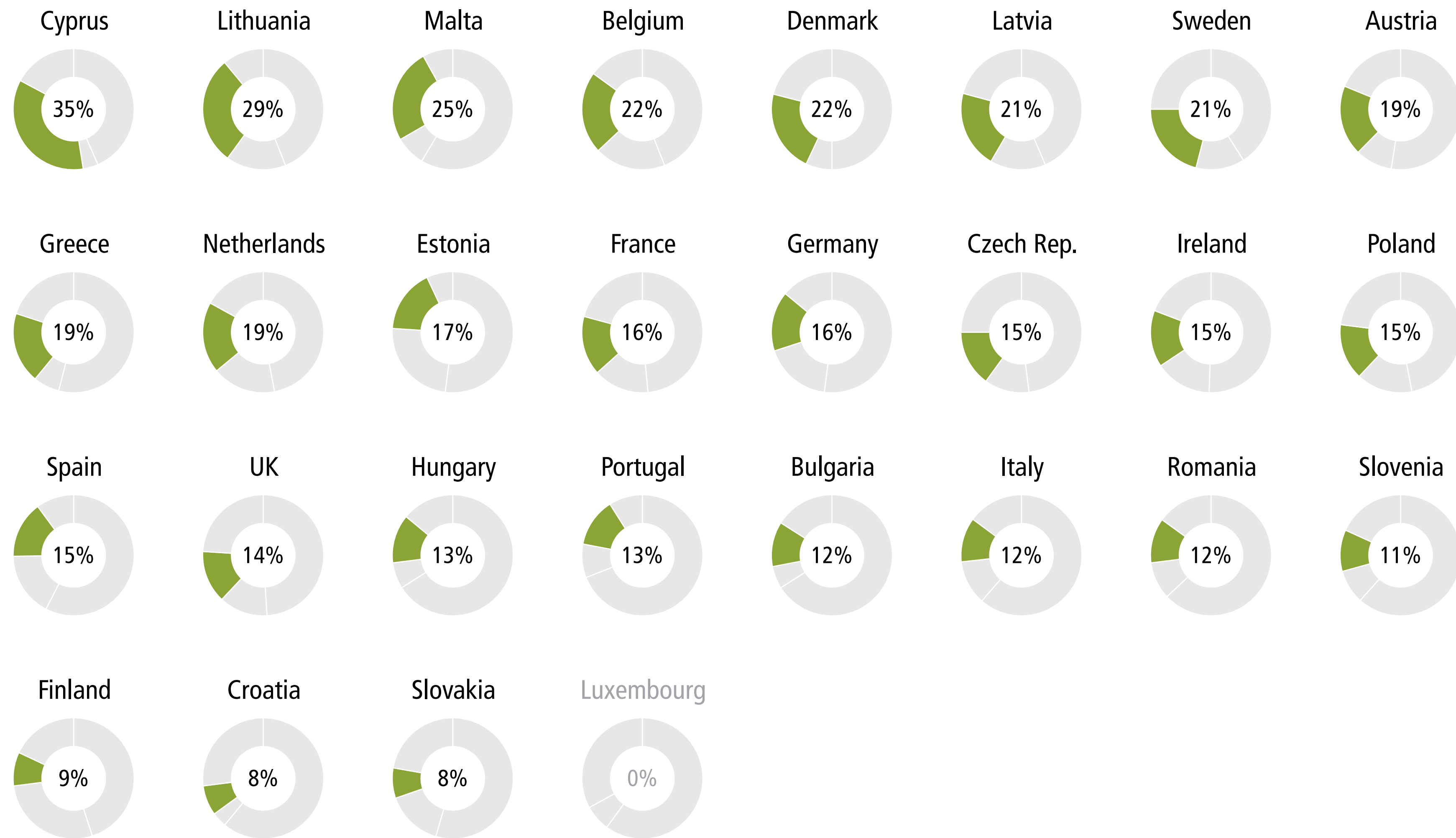
Q17

“What actor level would your country prefer for the following list of policy projects?”

All four actor levels



Countries	Policies
	All policies
	Integrated foreign and security policy
	Common defence structures
	Common border police and coast guard
	Common policy in justice and home affairs
	Common immigration and asylum policy
	Common development assistance policy
	Common Russia policy
	Common Ukraine policy
	Common Syria policy
	<b>Common MENA policy</b>
	Common China policy
	Better governance for the eurozone
	Fully completed single market
	Common social policy
	Common energy policy
	Single climate policy
	Policies Overview
	Commitment to Deeper Integration
	Importance of Coalitions
	Preferred Actor Level
	<b>Preferred Actor Level (Public View)</b>



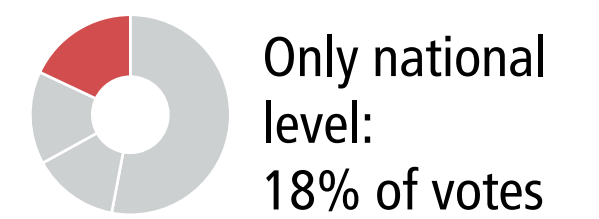
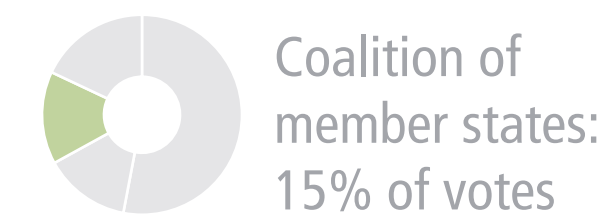
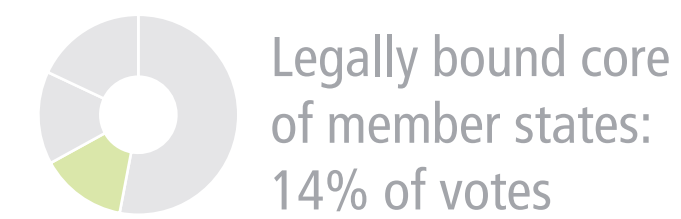

# Preferred Actor Level (Public View)

# Common MENA policy

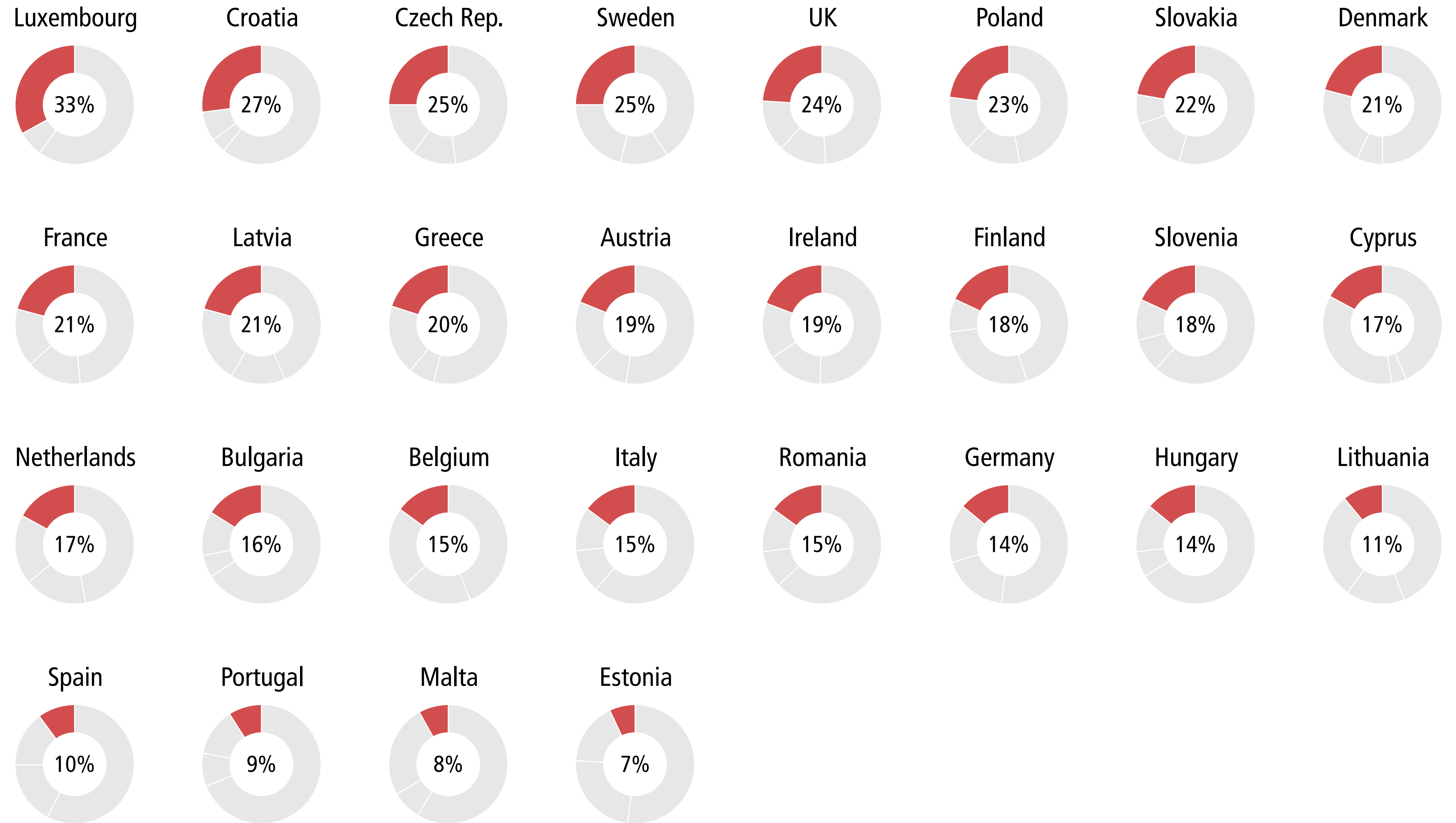
Q17

“What actor level would your country prefer for the following list of policy projects?”

All four actor levels



Countries	Policies
	All policies
	Integrated foreign and security policy
	Common defence structures
	Common border police and coast guard
	Common policy in justice and home affairs
	Common immigration and asylum policy
	Common development assistance policy
	Common Russia policy
	Common Ukraine policy
	Common Syria policy
	<b>Common MENA policy</b>
	Common China policy
	Better governance for the eurozone
	Fully completed single market
	Common social policy
	Common energy policy
	Single climate policy
	Policies Overview
	Commitment to Deeper Integration
	Importance of Coalitions
	Preferred Actor Level
	<b>Preferred Actor Level (Public View)</b>



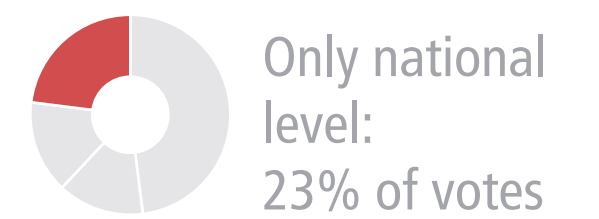
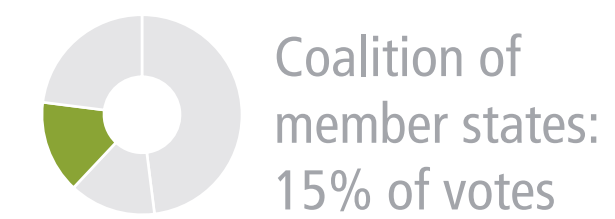
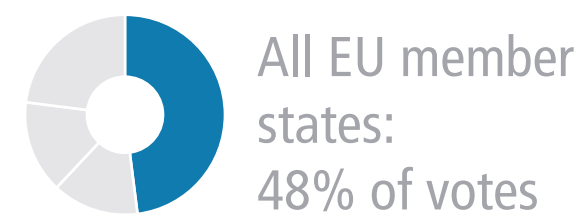
# Preferred Actor Level (Public View)

# Common China policy

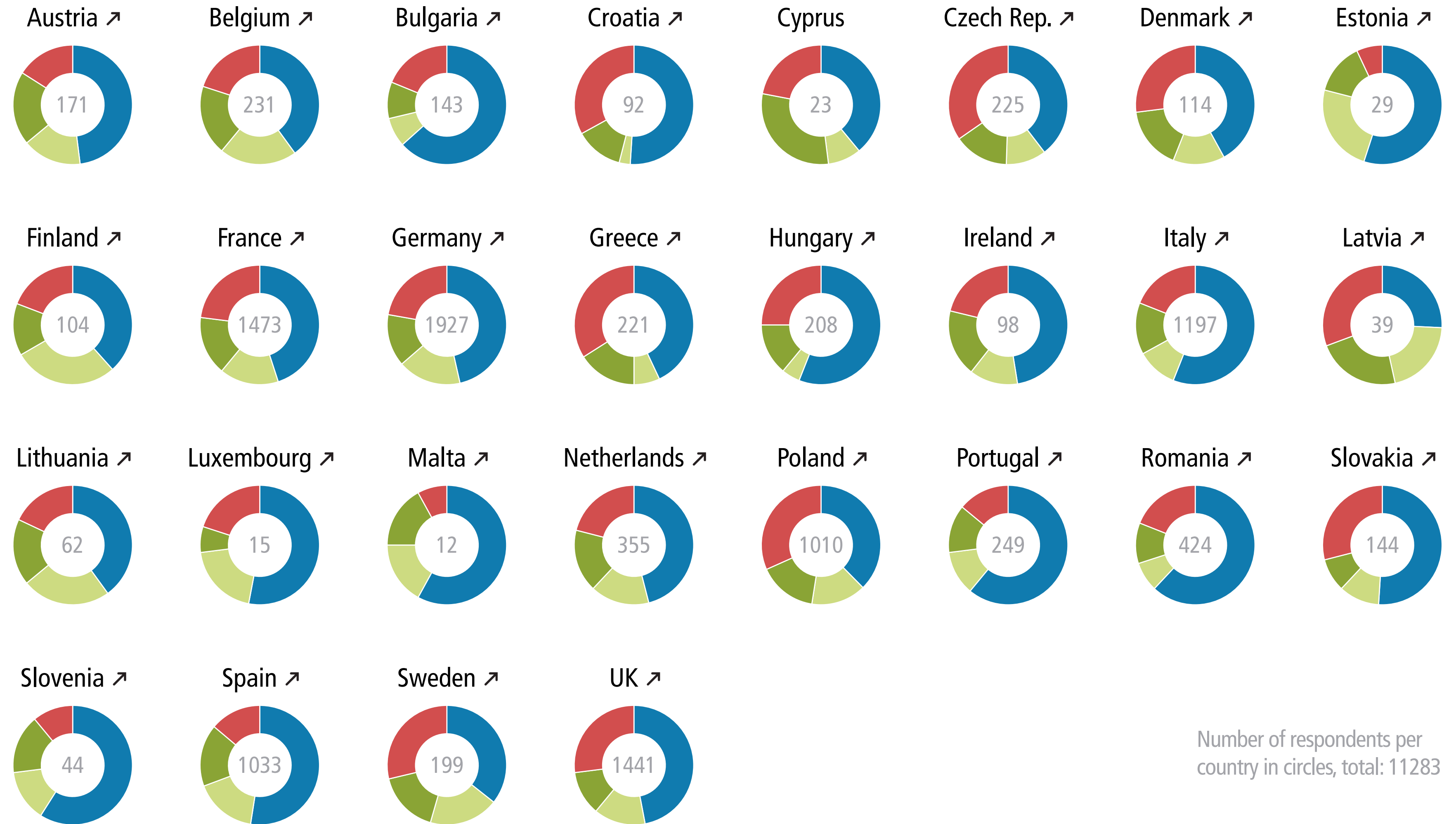
Q17

“What actor level would your country prefer for the following list of policy projects?”

All four actor levels



Countries	Policies
	All policies
	Integrated foreign and security policy
	Common defence structures
	Common border police and coast guard
	Common policy in justice and home affairs
	Common immigration and asylum policy
	Common development assistance policy
	Common Russia policy
	Common Ukraine policy
	Common Syria policy
	Common MENA policy
	<b>Common China policy</b>
	Better governance for the eurozone
	Fully completed single market
	Common social policy
	Common energy policy
	Single climate policy
	Policies Overview
	Commitment to Deeper Integration
	Importance of Coalitions
	Preferred Actor Level
	<b>Preferred Actor Level (Public View)</b>



Number of respondents per country in circles, total: 11283





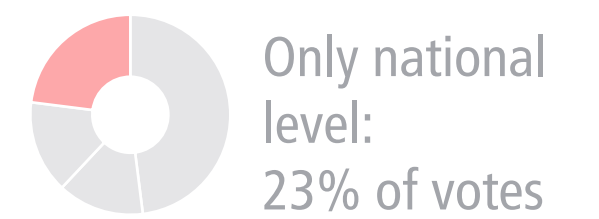
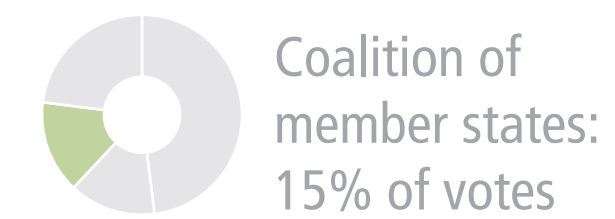
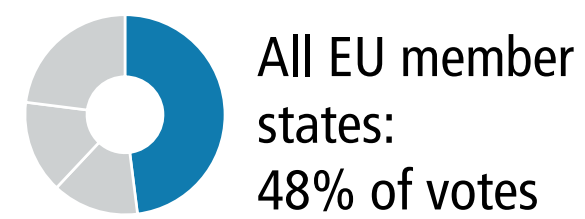
# Preferred Actor Level (Public View)

# Common China policy

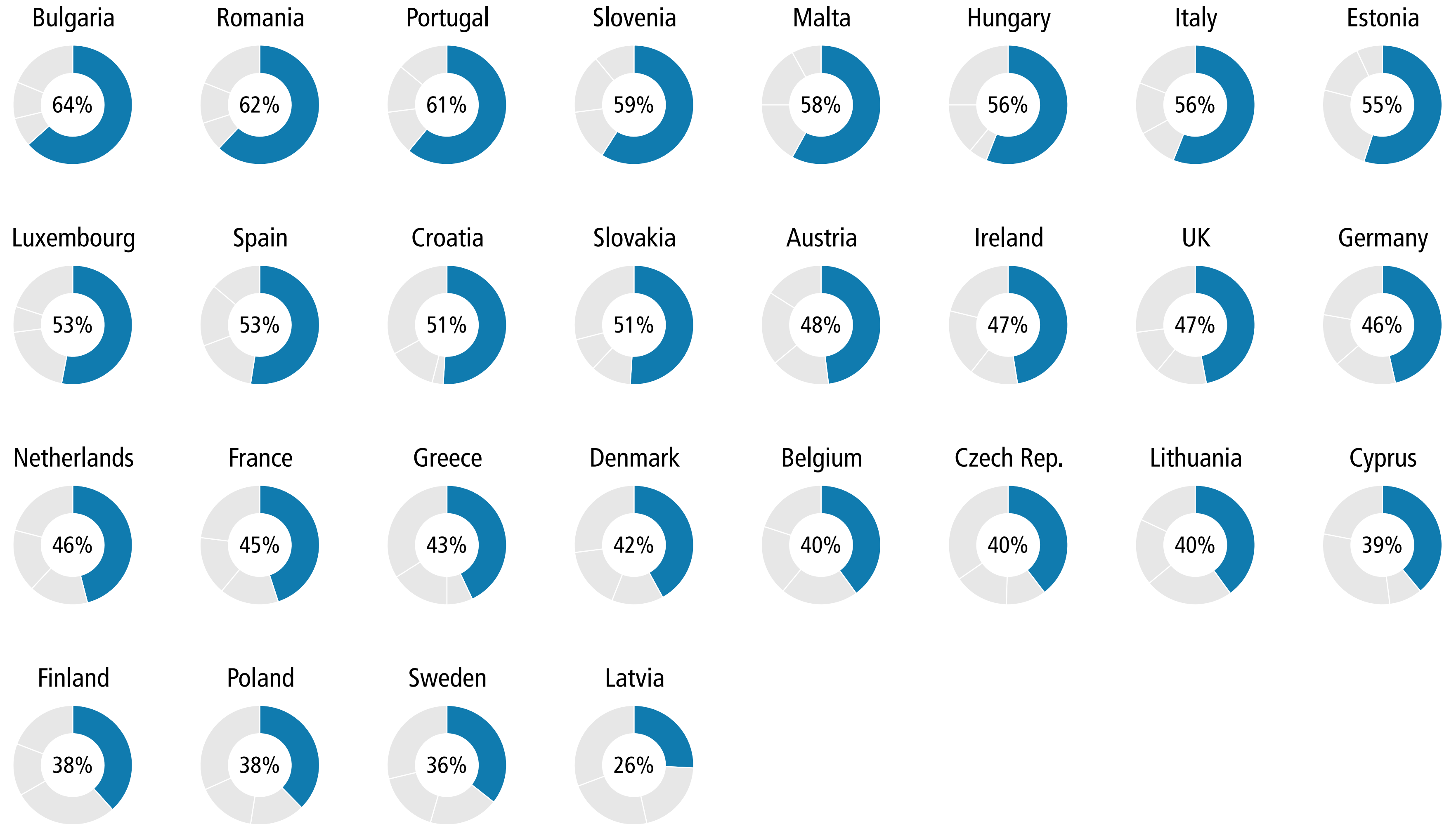
## Q17

“What actor level would your country prefer for the following list of policy projects?”

All four actor levels



Countries	Policies
All policies	
Integrated foreign and security policy	
Common defence structures	
Common border police and coast guard	
Common policy in justice and home affairs	
Common immigration and asylum policy	
Common development assistance policy	
Common Russia policy	
Common Ukraine policy	
Common Syria policy	
Common MENA policy	
<b>Common China policy</b>	
Better governance for the eurozone	
Fully completed single market	
Common social policy	
Common energy policy	
Single climate policy	
Policies Overview	
Commitment to Deeper Integration	
Importance of Coalitions	
Preferred Actor Level	
<b>Preferred Actor Level (Public View)</b>	



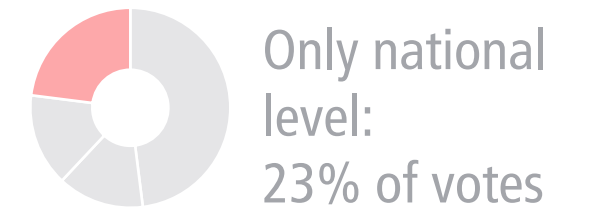
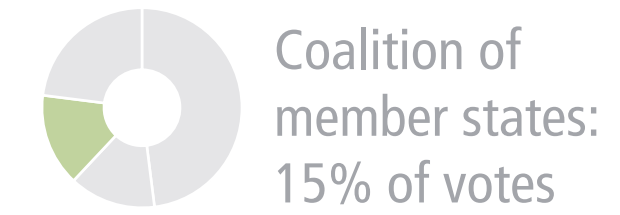
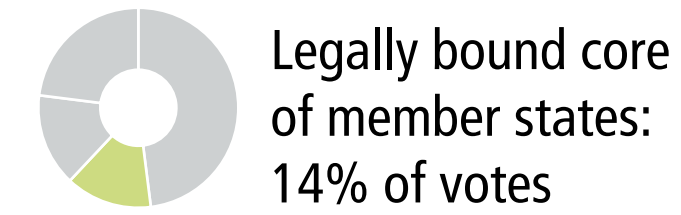

# Preferred Actor Level (Public View)

# Common China policy

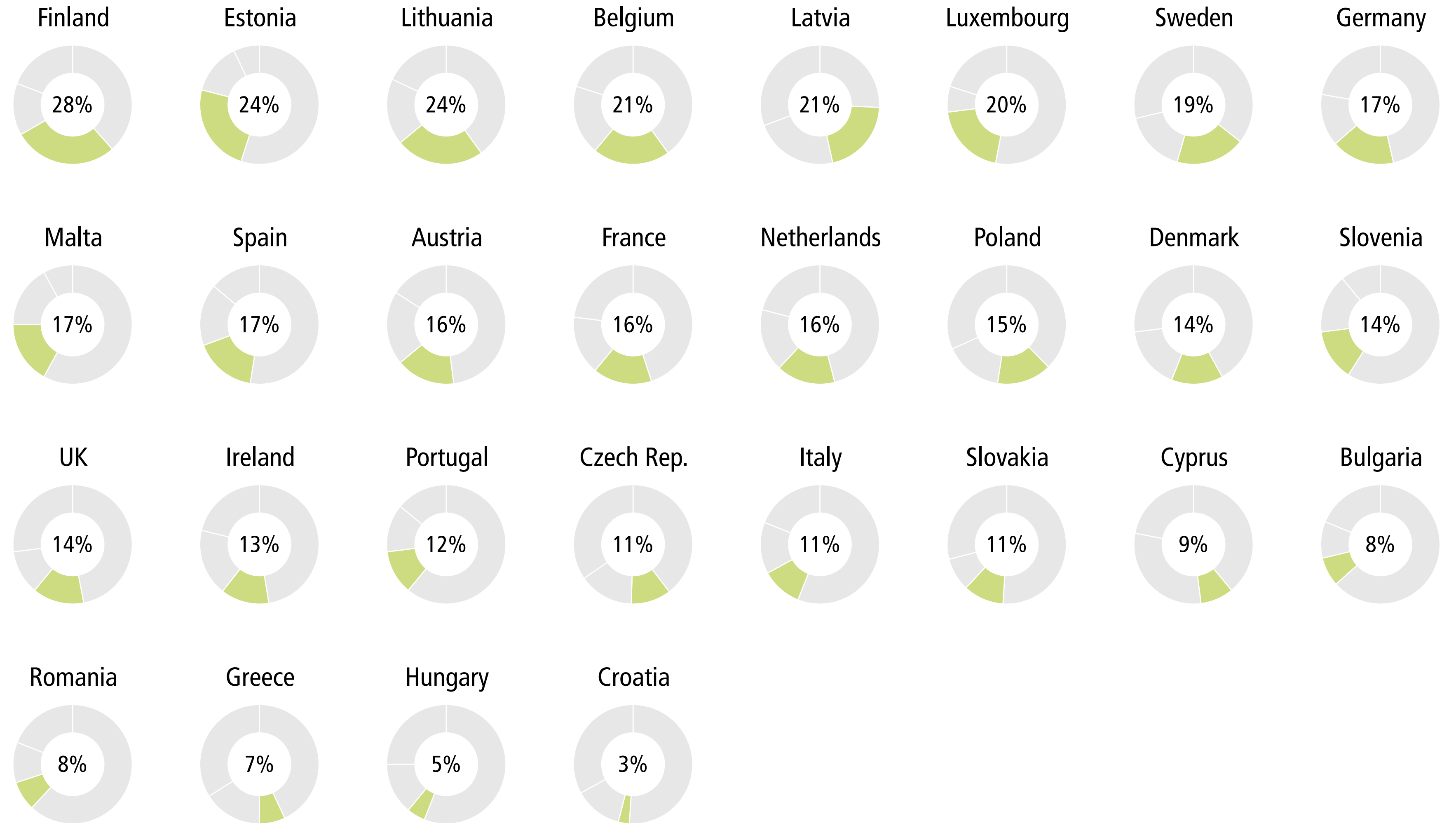
## Q17

“What actor level would your country prefer for the following list of policy projects?”

All four actor levels



Countries	Policies
All policies	
Integrated foreign and security policy	
Common defence structures	
Common border police and coast guard	
Common policy in justice and home affairs	
Common immigration and asylum policy	
Common development assistance policy	
Common Russia policy	
Common Ukraine policy	
Common Syria policy	
Common MENA policy	
Common China policy	
Better governance for the eurozone	
Fully completed single market	
Common social policy	
Common energy policy	
Single climate policy	
Policies Overview	
Commitment to Deeper Integration	
Importance of Coalitions	
Preferred Actor Level	
Preferred Actor Level (Public View)	




# Preferred Actor Level (Public View)

# Common China policy

Q17

“What actor level would your country prefer for the following list of policy projects?”

All four actor levels



Countries	Policies
	All policies
	Integrated foreign and security policy
	Common defence structures
	Common border police and coast guard
	Common policy in justice and home affairs
	Common immigration and asylum policy
	Common development assistance policy
	Common Russia policy
	Common Ukraine policy
	Common Syria policy
	Common MENA policy
	<b>Common China policy</b>
	Better governance for the eurozone
	Fully completed single market
	Common social policy
	Common energy policy
	Single climate policy
	Policies Overview
	Commitment to Deeper Integration
	Importance of Coalitions
	Preferred Actor Level
	<b>Preferred Actor Level (Public View)</b>



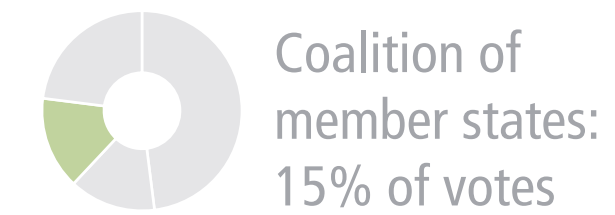

# Preferred Actor Level (Public View)

# Common China policy

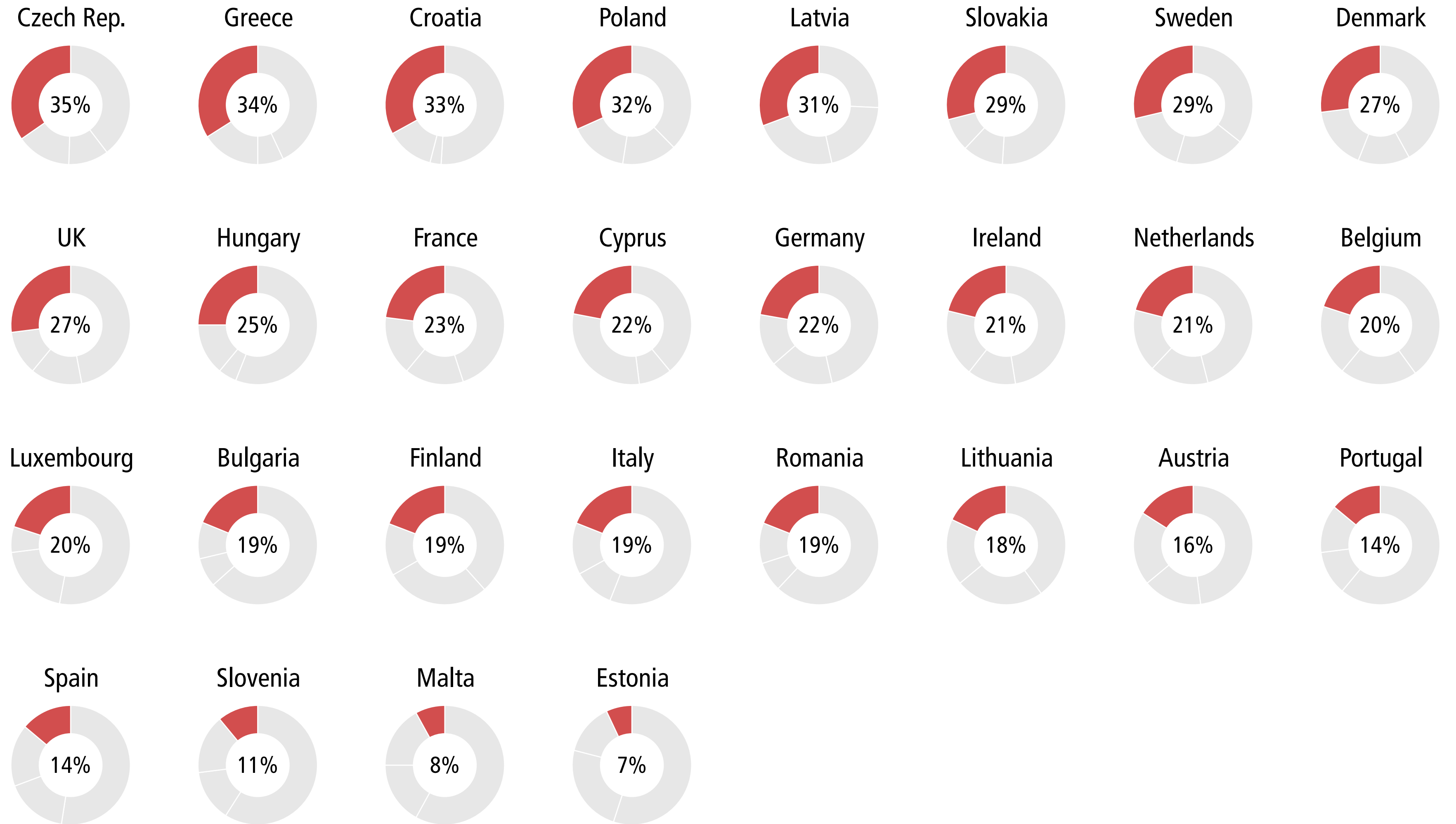
Q17

“What actor level would your country prefer for the following list of policy projects?”

All four actor levels



Countries	Policies
All policies	Integrated foreign and security policy
	Common defence structures
	Common border police and coast guard
	Common policy in justice and home affairs
	Common immigration and asylum policy
	Common development assistance policy
	Common Russia policy
Common Ukraine policy	
Common Syria policy	
Common MENA policy	
<b>Common China policy</b>	
Better governance for the eurozone	
Fully completed single market	
Common social policy	
Common energy policy	
Single climate policy	
Policies Overview	
Commitment to Deeper Integration	
Importance of Coalitions	
Preferred Actor Level	
<b>Preferred Actor Level (Public View)</b>	



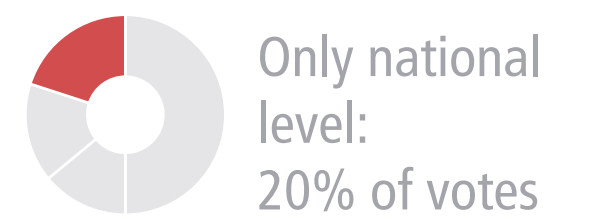
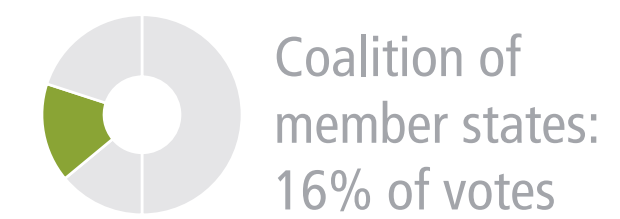
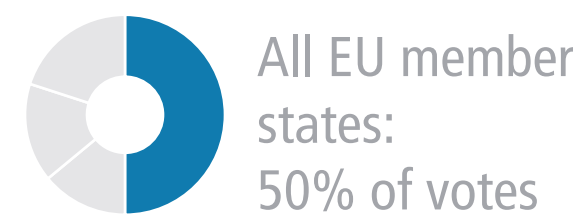
# Preferred Actor Level (Public View)

# Better governance for the eurozone

Q17

“What actor level would your country prefer for the following list of policy projects?”

All four actor levels



Countries Policies

All policies

- Integrated foreign and security policy
- Common defence structures
- Common border police and coast guard
- Common policy in justice and home affairs
- Common immigration and asylum policy
- Common development assistance policy

- Common Russia policy
- Common Ukraine policy
- Common Syria policy
- Common MENA policy
- Common China policy

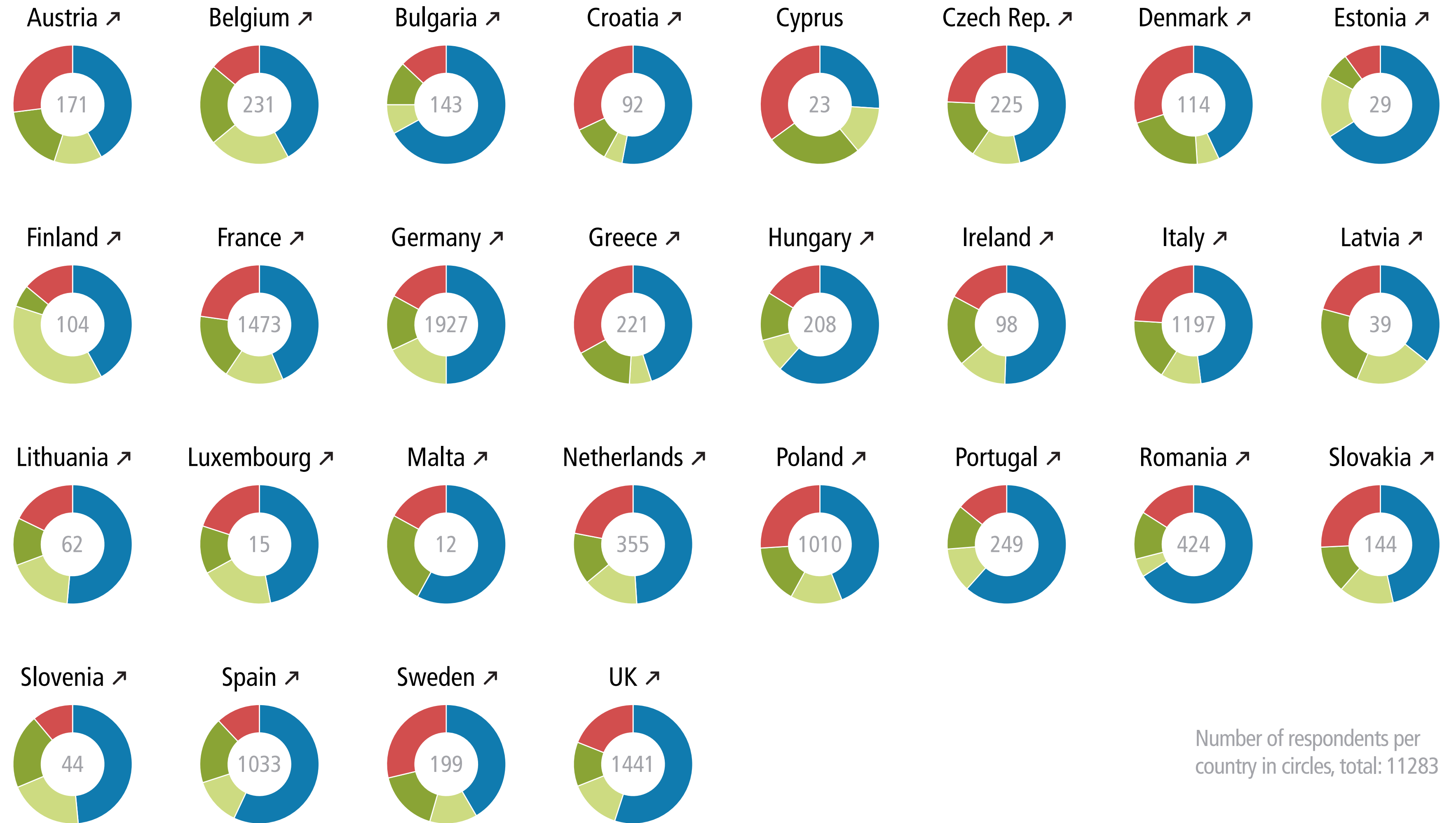
Better governance for the eurozone

- Fully completed single market
- Common social policy
- Common energy policy
- Single climate policy

Policies Overview

- Commitment to Deeper Integration
- Importance of Coalitions
- Preferred Actor Level

Preferred Actor Level (Public View)



Number of respondents per country in circles, total: 11283



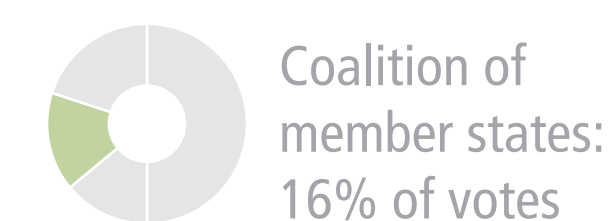
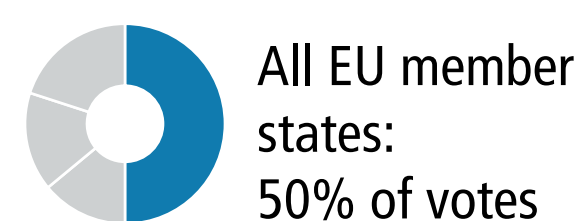
# Preferred Actor Level (Public View)

# Better governance for the eurozone

## Q17

“What actor level would your country prefer for the following list of policy projects?”

All four actor levels



Countries **Policies**

All policies

- Integrated foreign and security policy
- Common defence structures
- Common border police and coast guard
- Common policy in justice and home affairs
- Common immigration and asylum policy
- Common development assistance policy

- Common Russia policy
- Common Ukraine policy
- Common Syria policy
- Common MENA policy
- Common China policy

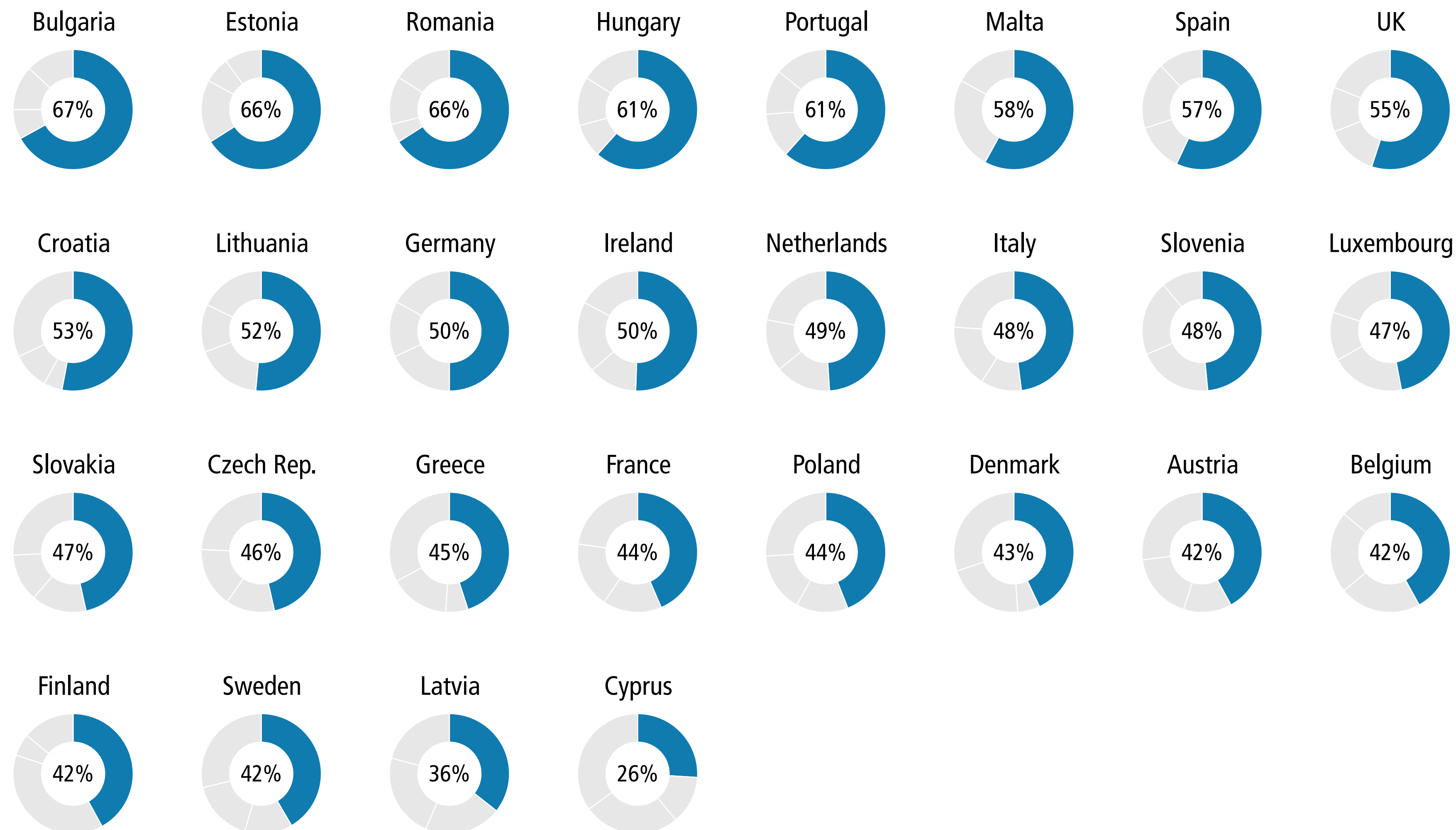
**Better governance for the eurozone**

- Fully completed single market
- Common social policy
- Common energy policy
- Single climate policy

Policies Overview

- Commitment to Deeper Integration
- Importance of Coalitions
- Preferred Actor Level

**Preferred Actor Level (Public View)**



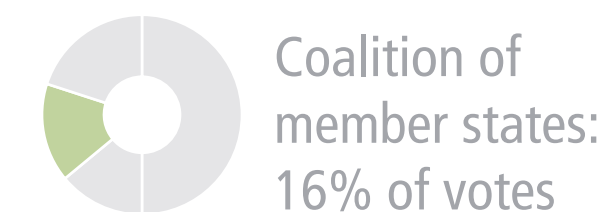
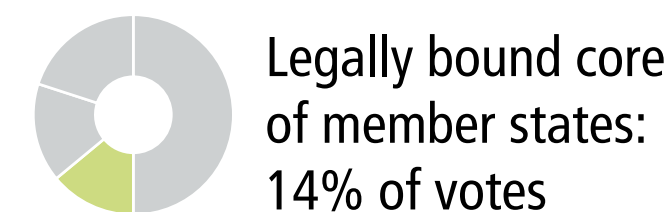
# Preferred Actor Level (Public View)

# Better governance for the eurozone

Q17

“What actor level would your country prefer for the following list of policy projects?”

All four actor levels



Countries **Policies**

All policies

- Integrated foreign and security policy
- Common defence structures
- Common border police and coast guard
- Common policy in justice and home affairs
- Common immigration and asylum policy
- Common development assistance policy

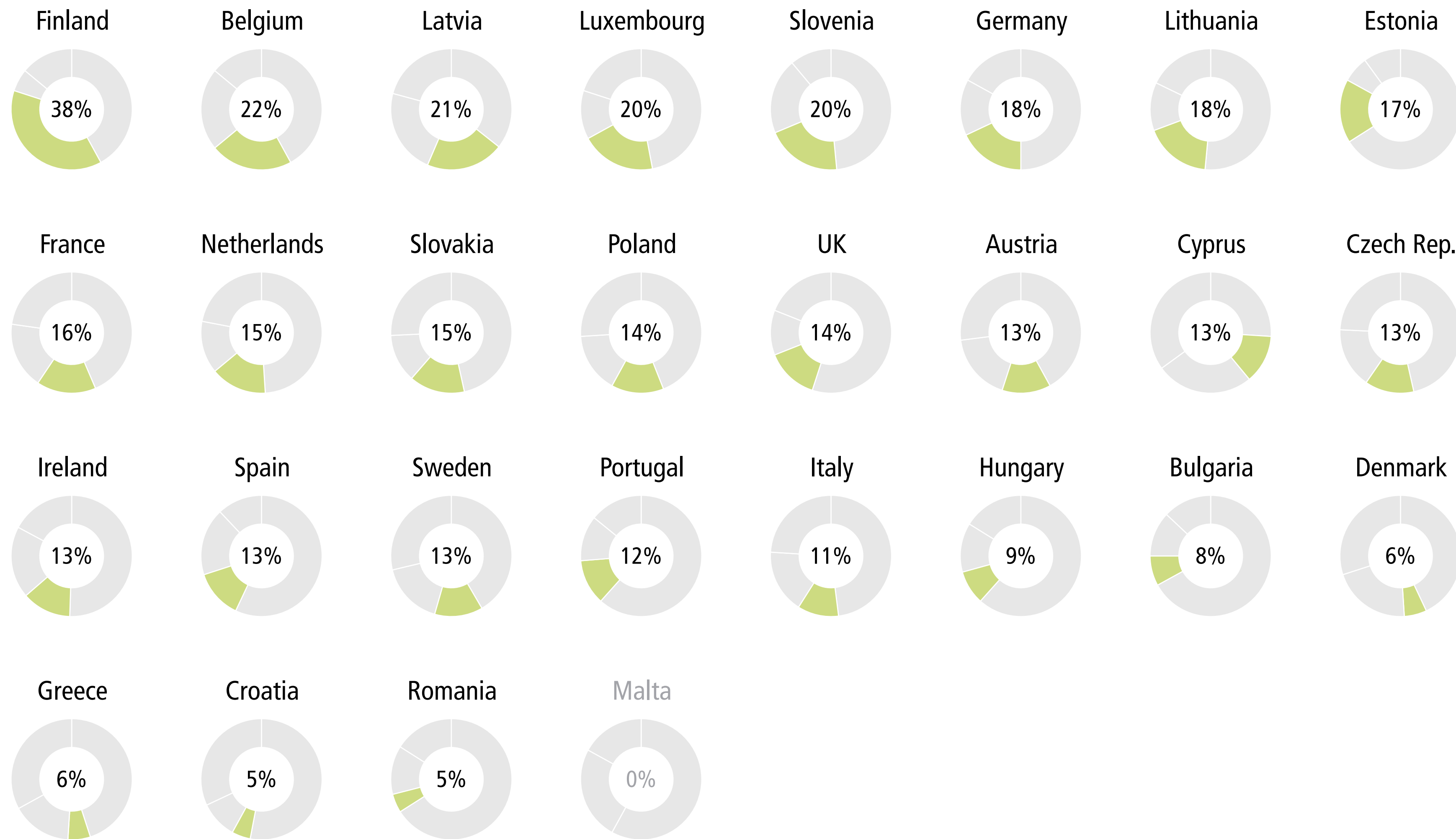
- Common Russia policy
- Common Ukraine policy
- Common Syria policy
- Common MENA policy
- Common China policy

**Better governance for the eurozone**

- Fully completed single market
- Common social policy
- Common energy policy
- Single climate policy

- Policies Overview
- Commitment to Deeper Integration
- Importance of Coalitions
- Preferred Actor Level

**Preferred Actor Level (Public View)**



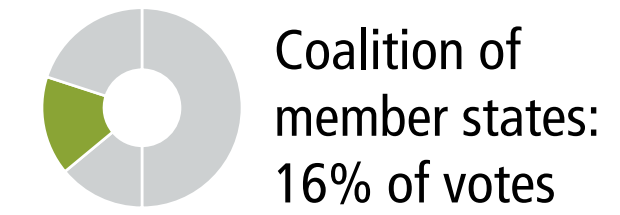
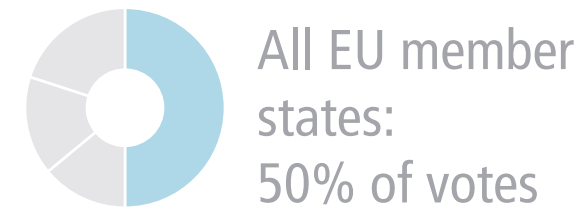
# Preferred Actor Level (Public View)

# Better governance for the eurozone

Q17

“What actor level would your country prefer for the following list of policy projects?”

All four actor levels



Countries **Policies**

All policies

- Integrated foreign and security policy
- Common defence structures
- Common border police and coast guard
- Common policy in justice and home affairs
- Common immigration and asylum policy
- Common development assistance policy

- Common Russia policy
- Common Ukraine policy
- Common Syria policy
- Common MENA policy
- Common China policy

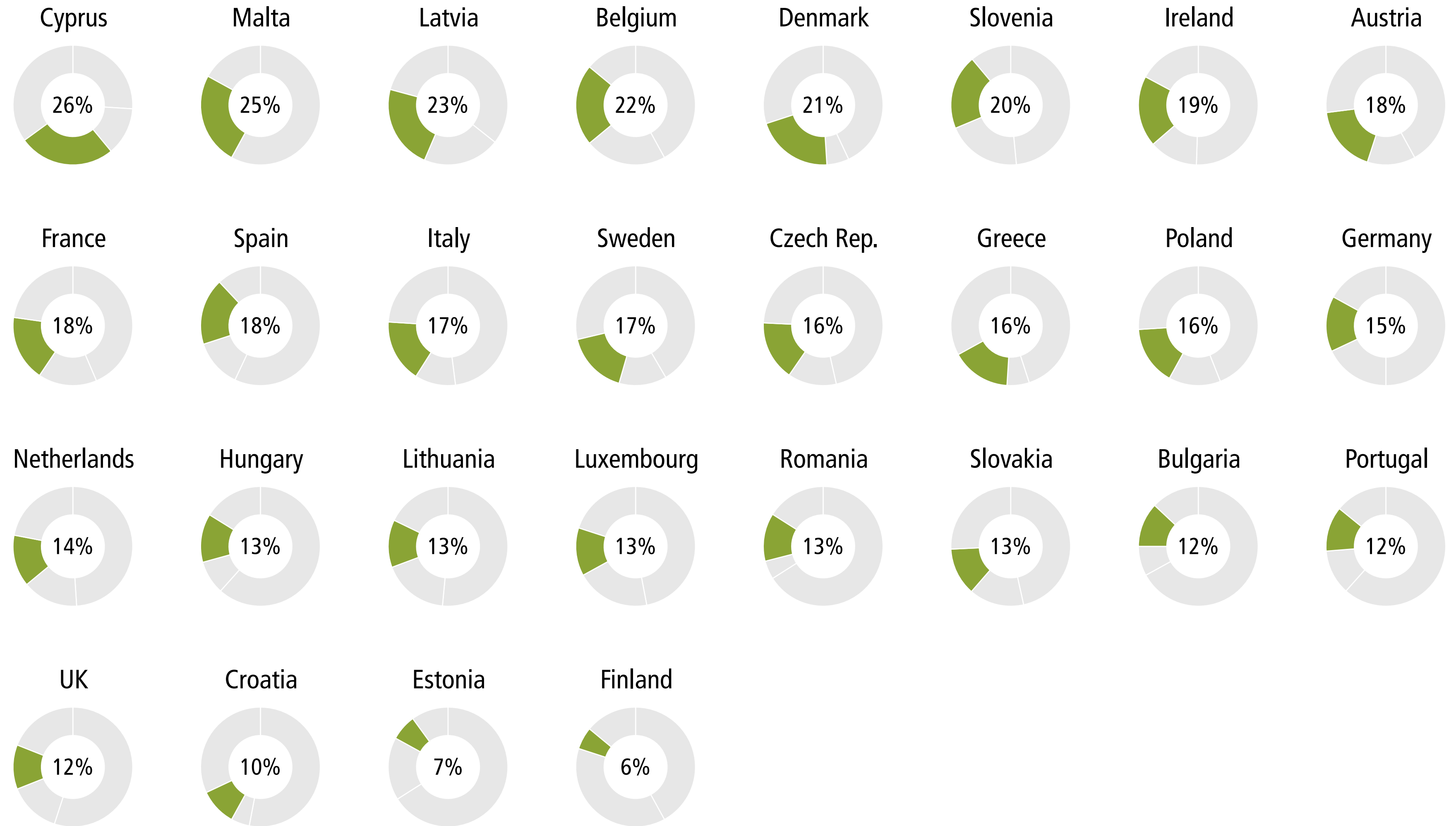
**Better governance for the eurozone**

- Fully completed single market
- Common social policy
- Common energy policy
- Single climate policy

Policies Overview

- Commitment to Deeper Integration
- Importance of Coalitions
- Preferred Actor Level

**Preferred Actor Level (Public View)**





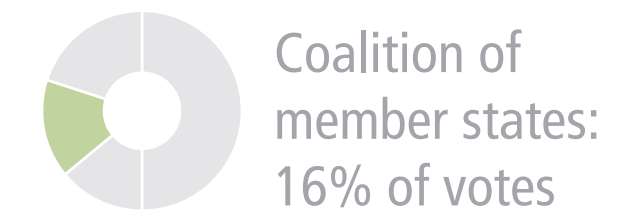
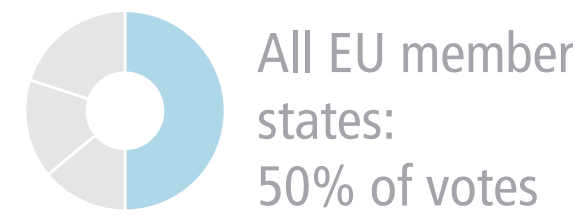
# Preferred Actor Level (Public View)

## Better governance for the eurozone

Q17

“What actor level would your country prefer for the following list of policy projects?”

All four actor levels



Countries **Policies**

All policies

- Integrated foreign and security policy
- Common defence structures
- Common border police and coast guard
- Common policy in justice and home affairs
- Common immigration and asylum policy
- Common development assistance policy

- Common Russia policy
- Common Ukraine policy
- Common Syria policy
- Common MENA policy
- Common China policy

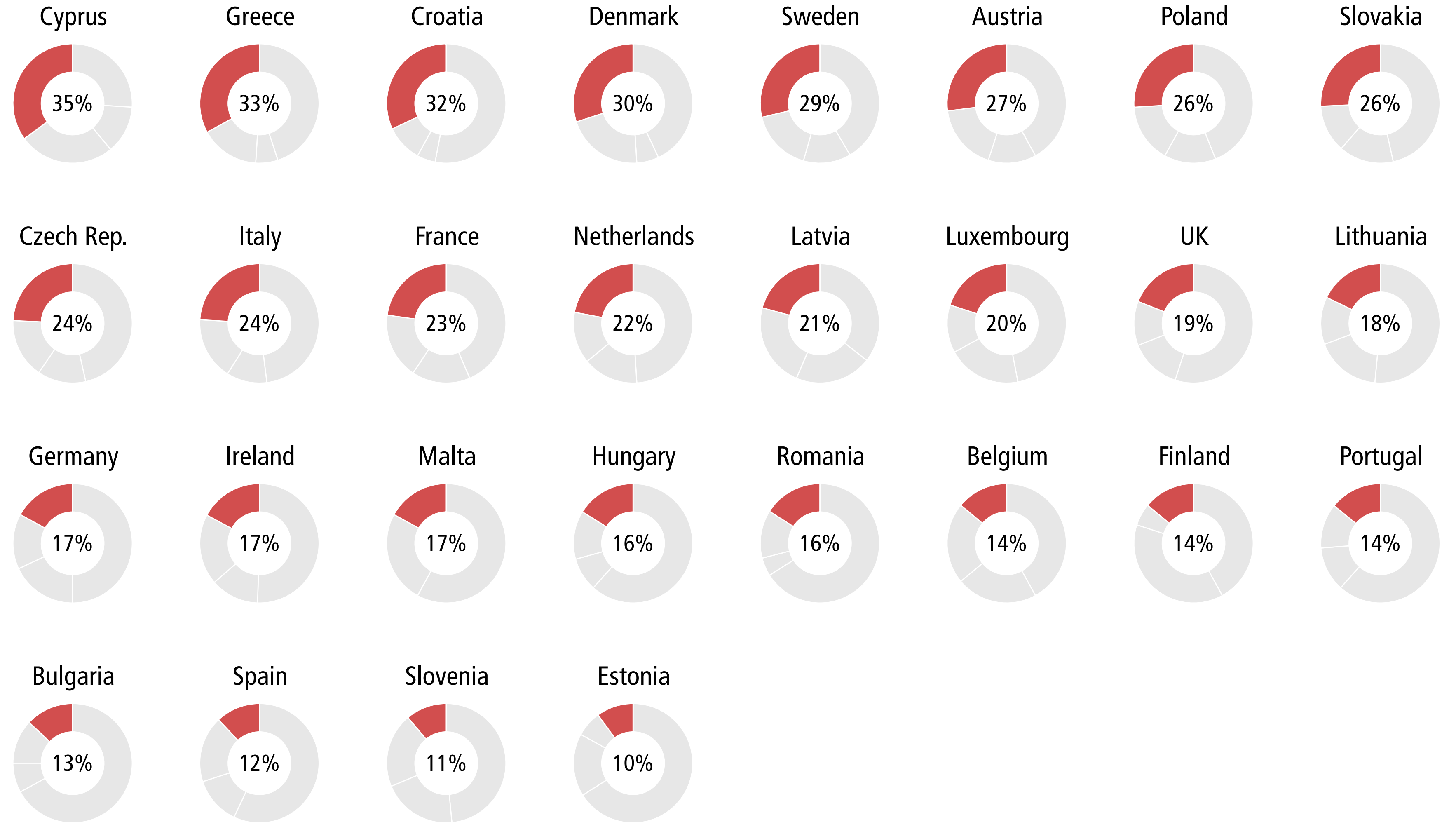
**Better governance for the eurozone**

- Fully completed single market
- Common social policy
- Common energy policy
- Single climate policy

Policies Overview

- Commitment to Deeper Integration
- Importance of Coalitions
- Preferred Actor Level

**Preferred Actor Level (Public View)**



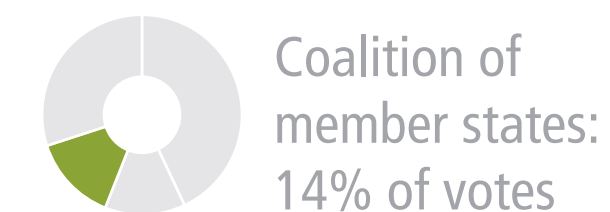
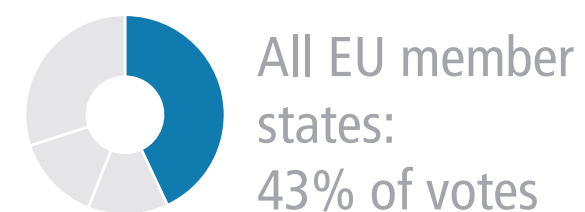
# Preferred Actor Level (Public View)

# Common social policy

Q17

“What actor level would your country prefer for the following list of policy projects?”

All four actor levels



Countries **Policies**

All policies

- Integrated foreign and security policy
- Common defence structures
- Common border police and coast guard
- Common policy in justice and home affairs
- Common immigration and asylum policy
- Common development assistance policy

- Common Russia policy
- Common Ukraine policy
- Common Syria policy
- Common MENA policy
- Common China policy

- Better governance for the eurozone
- Fully completed single market

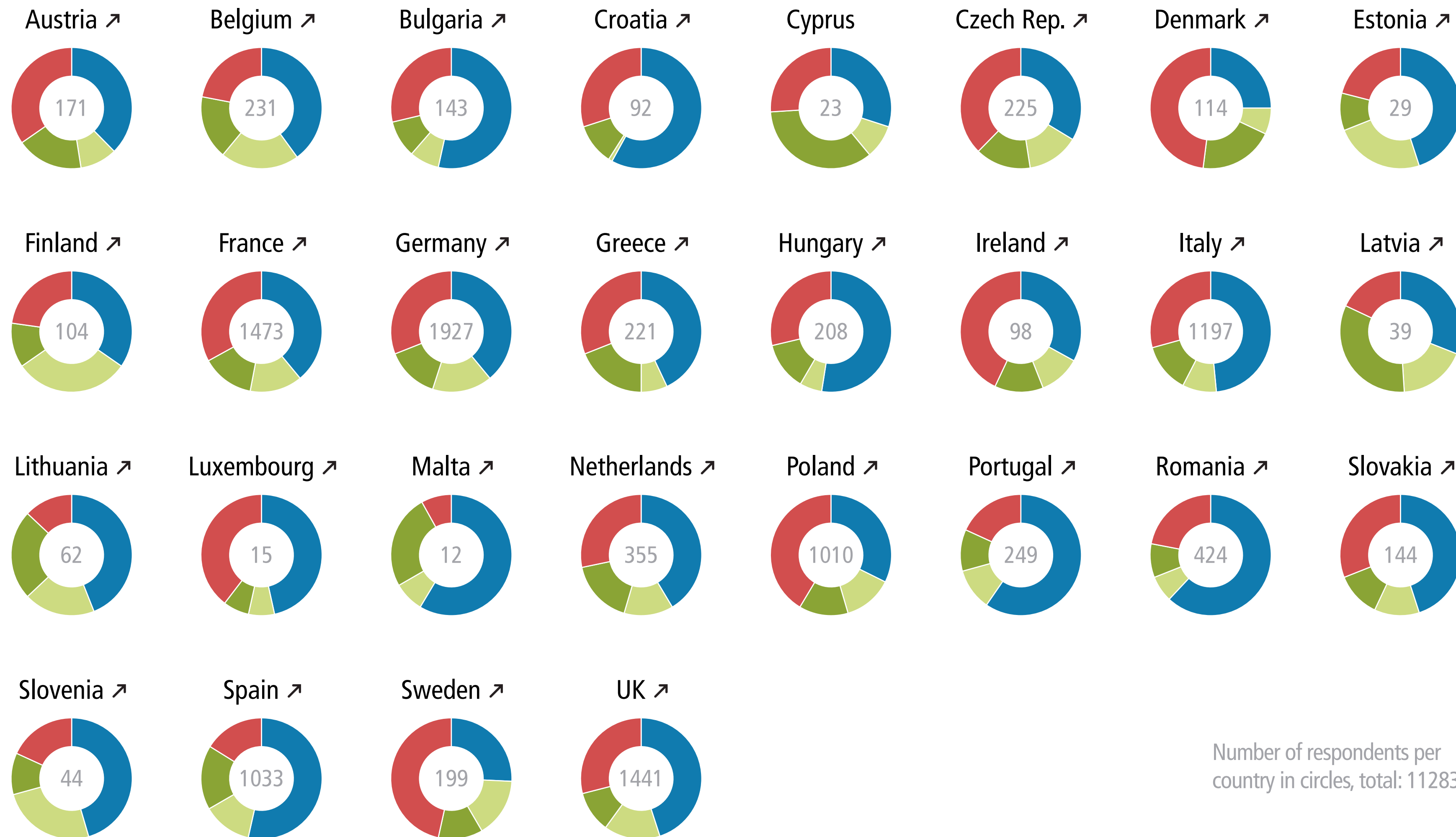
**Common social policy**

- Common energy policy
- Single climate policy

Policies Overview

- Commitment to Deeper Integration
- Importance of Coalitions
- Preferred Actor Level

**Preferred Actor Level (Public View)**



Number of respondents per country in circles, total: 11283



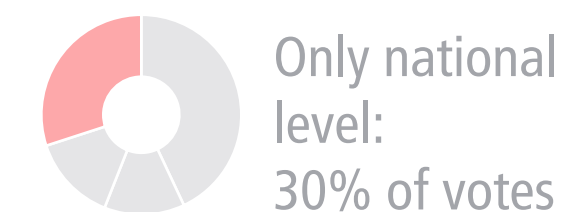
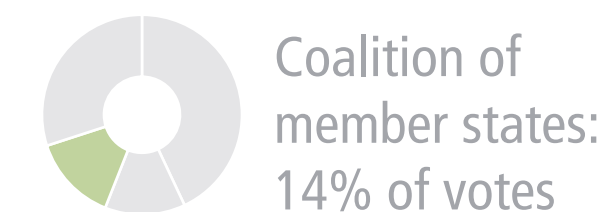
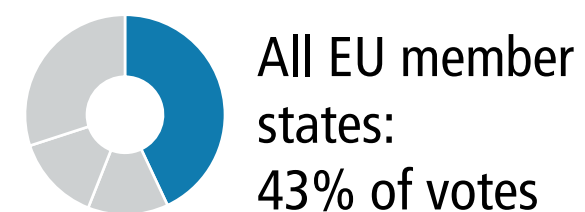
# Preferred Actor Level (Public View)

# Common social policy

Q17

“What actor level would your country prefer for the following list of policy projects?”

All four actor levels



Countries **Policies**

All policies

- Integrated foreign and security policy
- Common defence structures
- Common border police and coast guard
- Common policy in justice and home affairs
- Common immigration and asylum policy
- Common development assistance policy

- Common Russia policy
- Common Ukraine policy
- Common Syria policy
- Common MENA policy
- Common China policy

- Better governance for the eurozone
- Fully completed single market

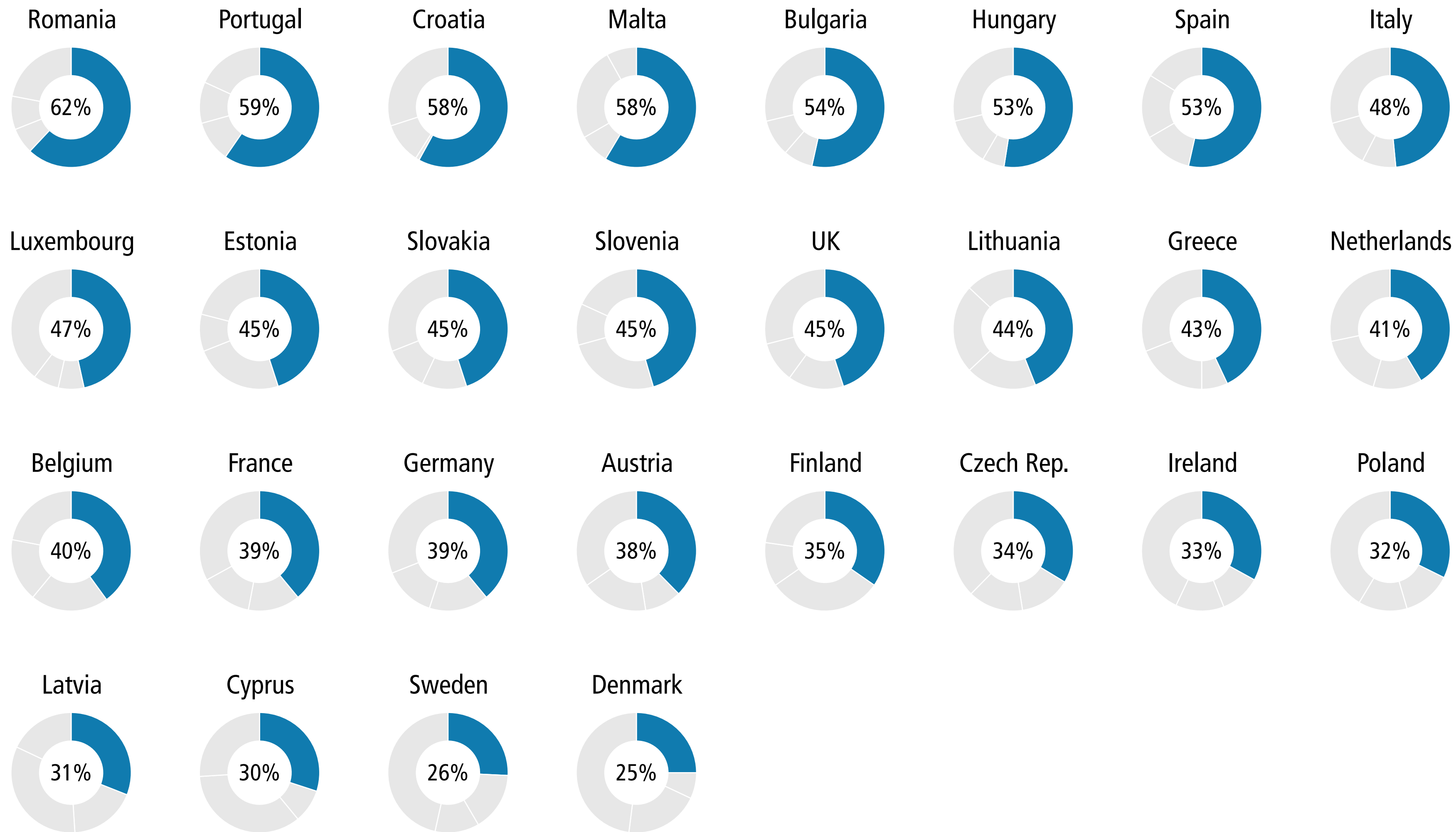
**Common social policy**

- Common energy policy
- Single climate policy

Policies Overview

- Commitment to Deeper Integration
- Importance of Coalitions
- Preferred Actor Level

**Preferred Actor Level (Public View)**



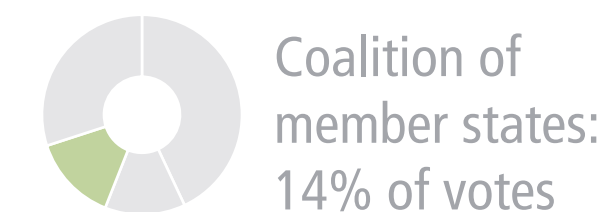
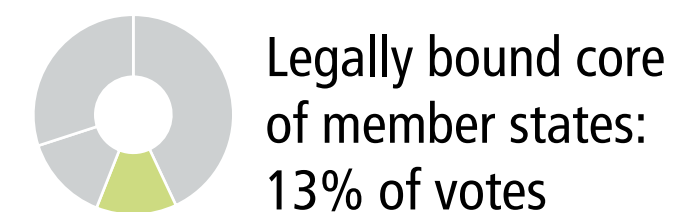
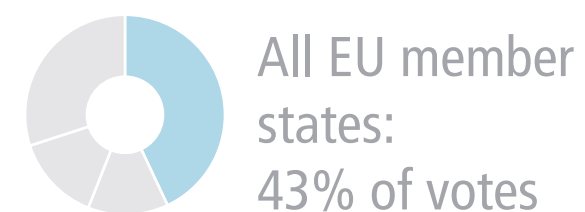
# Preferred Actor Level (Public View)

# Common social policy

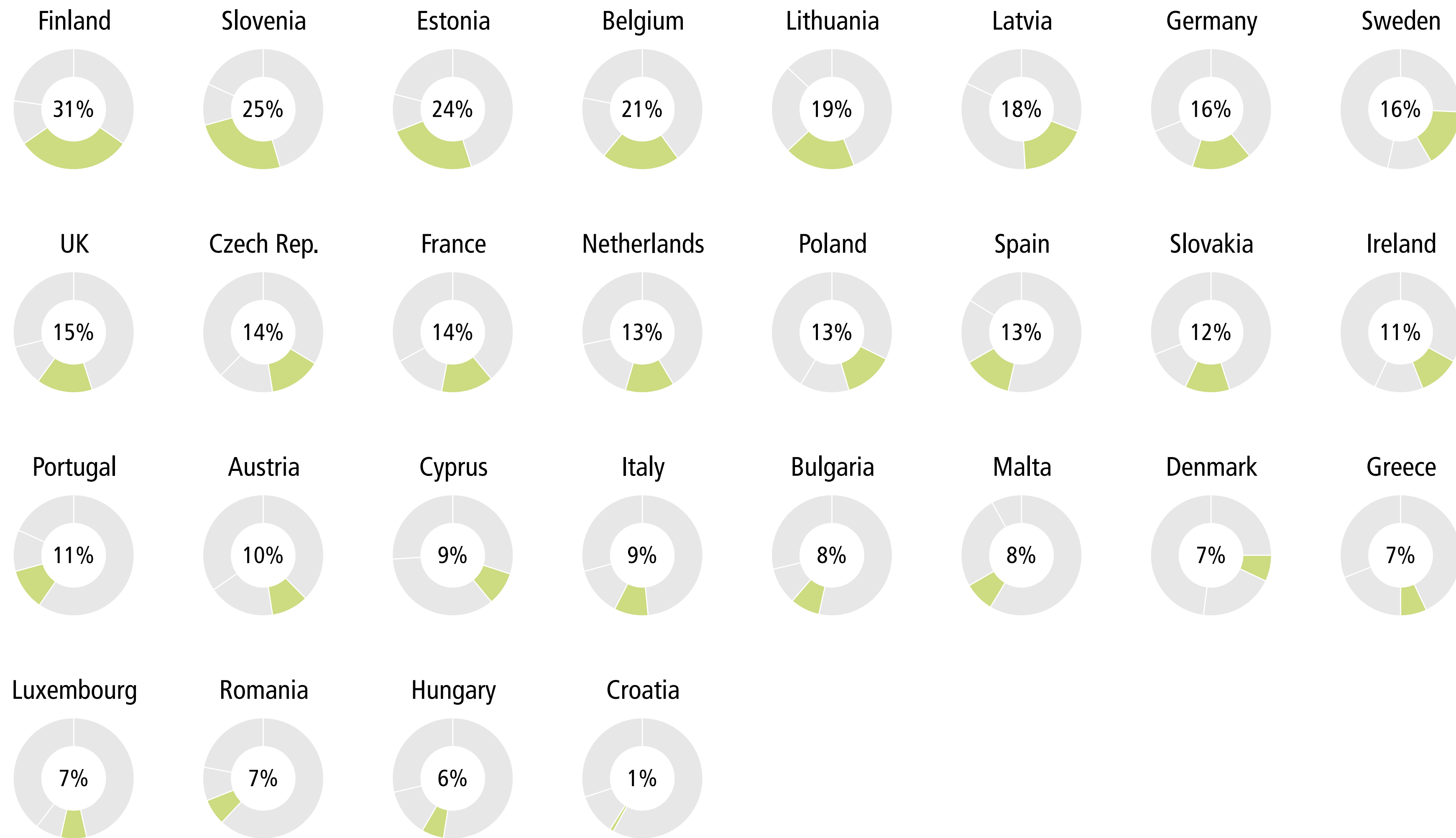
Q17

“What actor level would your country prefer for the following list of policy projects?”

All four actor levels



Countries	Policies
	All policies
	Integrated foreign and security policy
	Common defence structures
	Common border police and coast guard
	Common policy in justice and home affairs
	Common immigration and asylum policy
	Common development assistance policy
	Common Russia policy
	Common Ukraine policy
	Common Syria policy
	Common MENA policy
	Common China policy
	Better governance for the eurozone
	Fully completed single market
	<b>Common social policy</b>
	Common energy policy
	Single climate policy
	Policies Overview
	Commitment to Deeper Integration
	Importance of Coalitions
	Preferred Actor Level
	<b>Preferred Actor Level (Public View)</b>



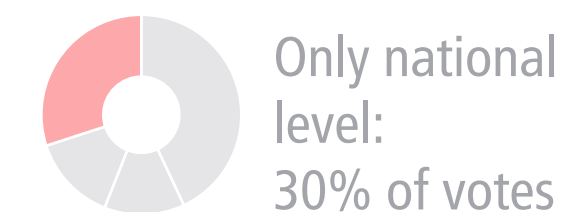
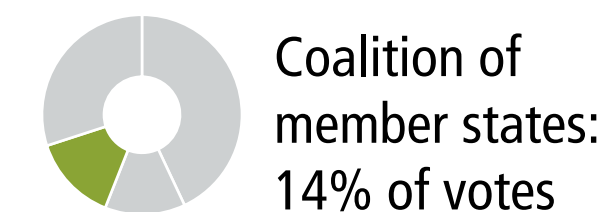
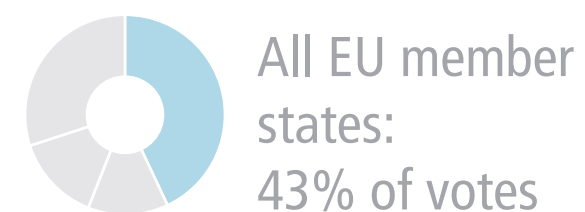
# Preferred Actor Level (Public View)

# Common social policy

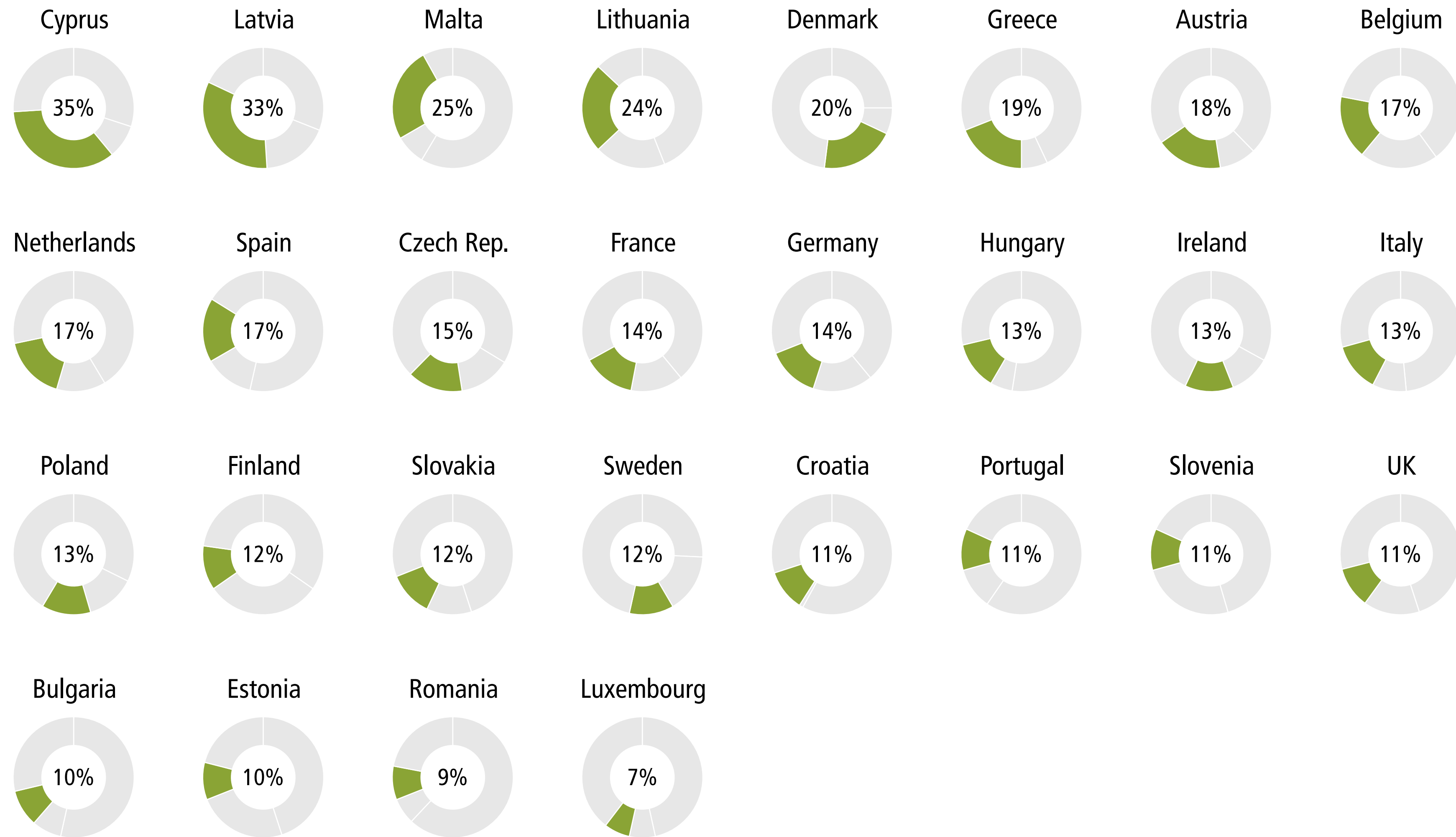
Q17

“What actor level would your country prefer for the following list of policy projects?”

All four actor levels



Countries	Policies
	All policies
	Integrated foreign and security policy
	Common defence structures
	Common border police and coast guard
	Common policy in justice and home affairs
	Common immigration and asylum policy
	Common development assistance policy
	Common Russia policy
	Common Ukraine policy
	Common Syria policy
	Common MENA policy
	Common China policy
	Better governance for the eurozone
	Fully completed single market
	<b>Common social policy</b>
	Common energy policy
	Single climate policy
	Policies Overview
	Commitment to Deeper Integration
	Importance of Coalitions
	Preferred Actor Level
	<b>Preferred Actor Level (Public View)</b>



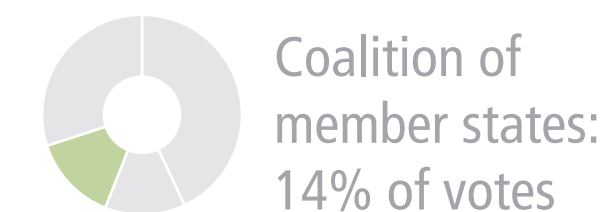
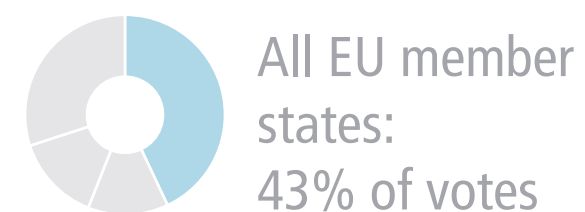
# Preferred Actor Level (Public View)

# Common social policy

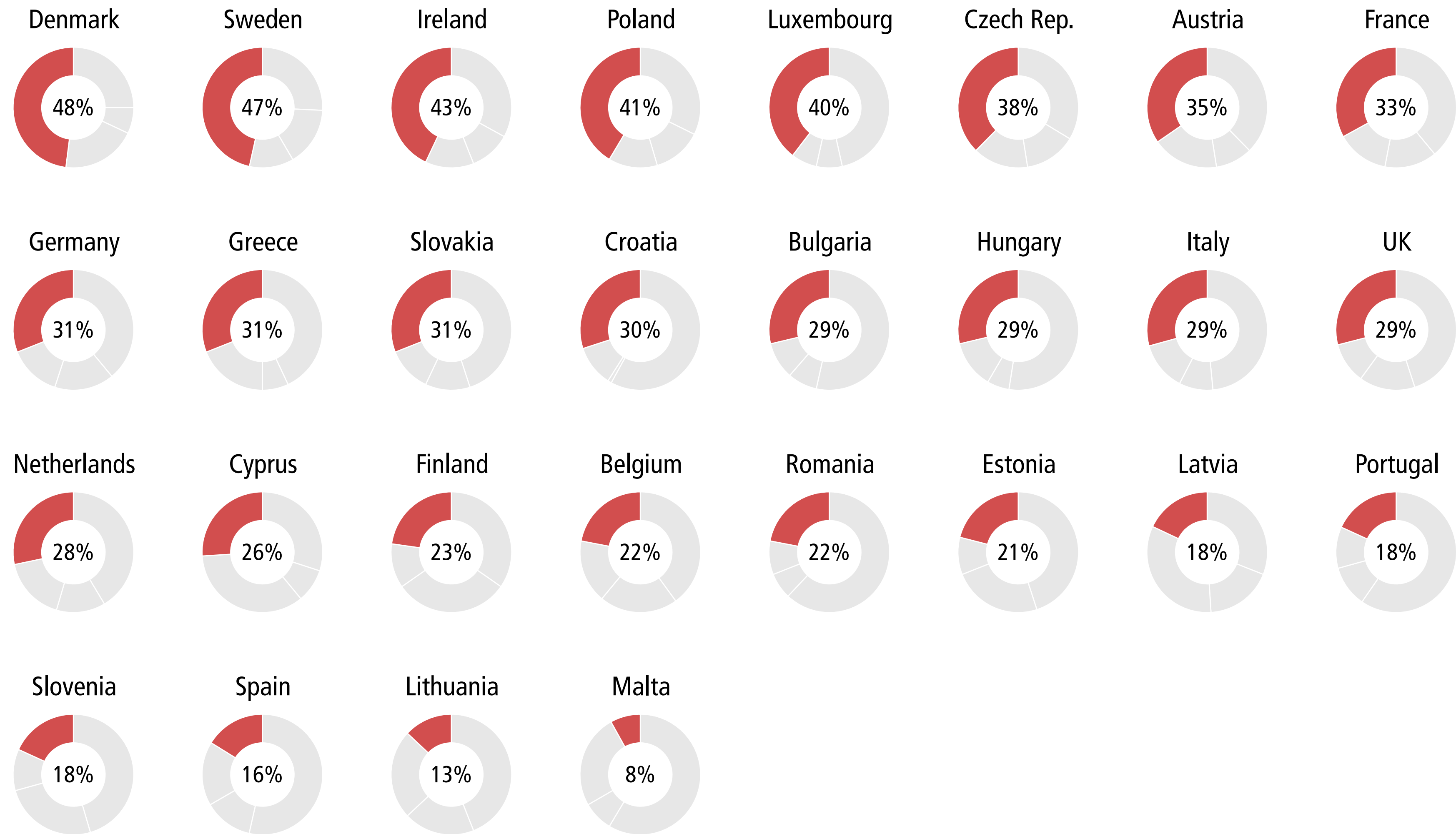
Q17

“What actor level would your country prefer for the following list of policy projects?”

All four actor levels



Countries	Policies
	All policies
	Integrated foreign and security policy
	Common defence structures
	Common border police and coast guard
	Common policy in justice and home affairs
	Common immigration and asylum policy
	Common development assistance policy
	Common Russia policy
	Common Ukraine policy
	Common Syria policy
	Common MENA policy
	Common China policy
	Better governance for the eurozone
	Fully completed single market
	<b>Common social policy</b>
	Common energy policy
	Single climate policy
	Policies Overview
	Commitment to Deeper Integration
	Importance of Coalitions
	Preferred Actor Level
	<b>Preferred Actor Level (Public View)</b>



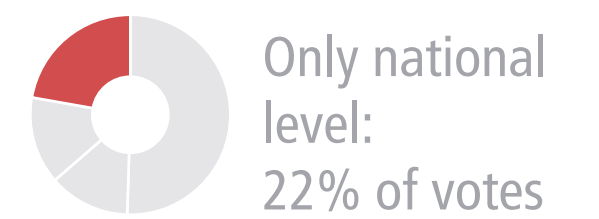
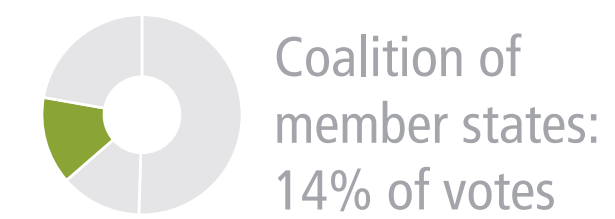
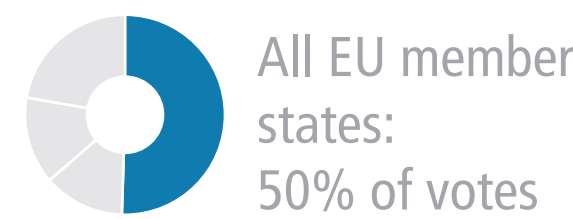
# Preferred Actor Level (Public View)

# Common energy policy

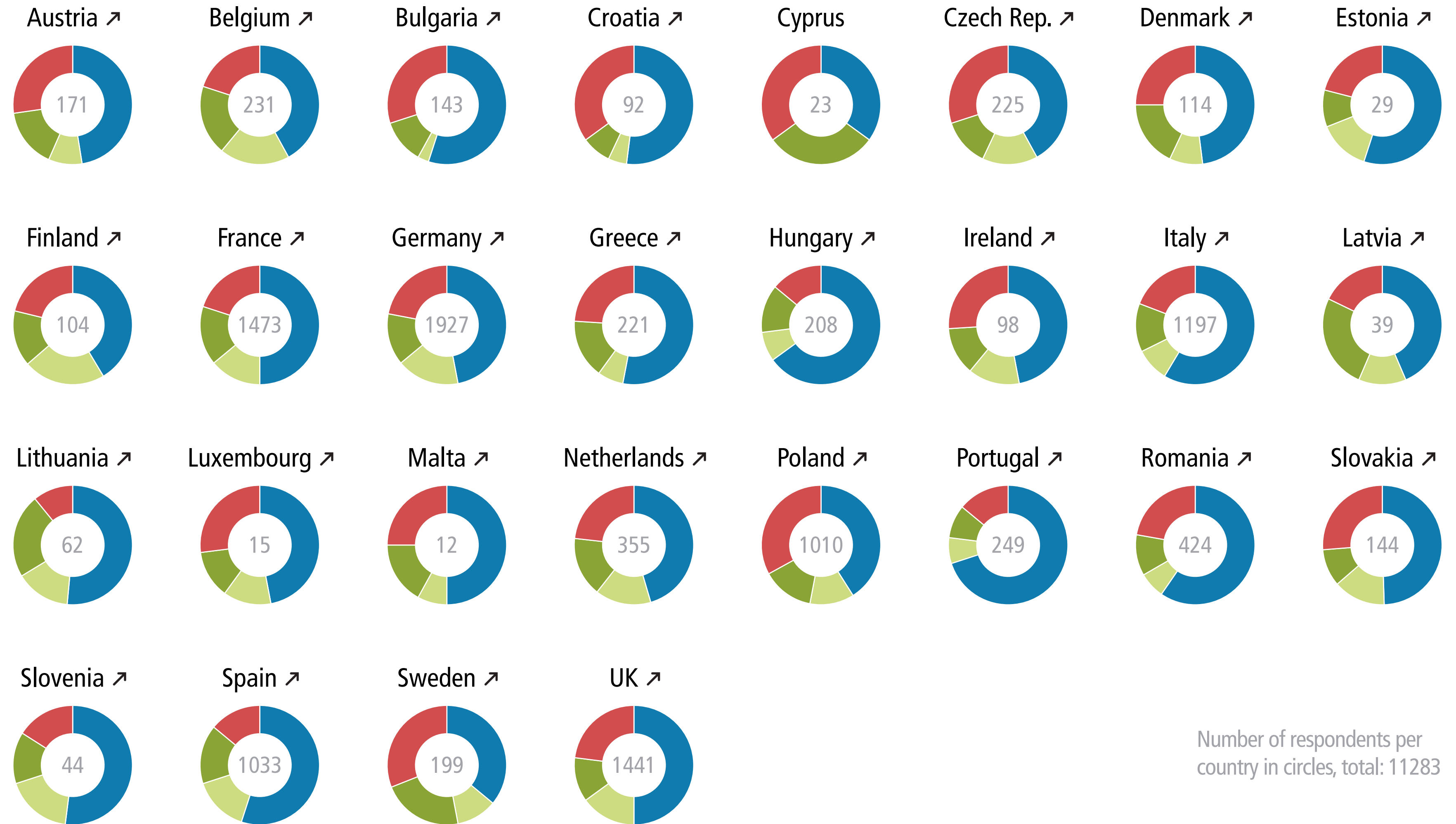
Q17

“What actor level would your country prefer for the following list of policy projects?”

All four actor levels



Countries	Policies
	All policies
	Integrated foreign and security policy
	Common defence structures
	Common border police and coast guard
	Common policy in justice and home affairs
	Common immigration and asylum policy
	Common development assistance policy
	Common Russia policy
	Common Ukraine policy
	Common Syria policy
	Common MENA policy
	Common China policy
	Better governance for the eurozone
	Fully completed single market
	Common social policy
	<b>Common energy policy</b>
	Single climate policy
	Policies Overview
	Commitment to Deeper Integration
	Importance of Coalitions
	Preferred Actor Level
	<b>Preferred Actor Level (Public View)</b>



Number of respondents per country in circles, total: 11283



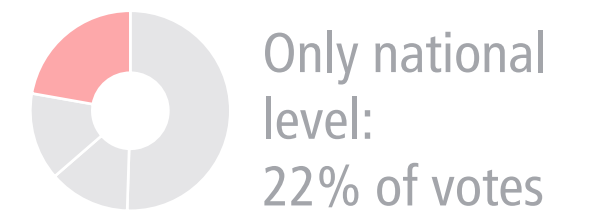
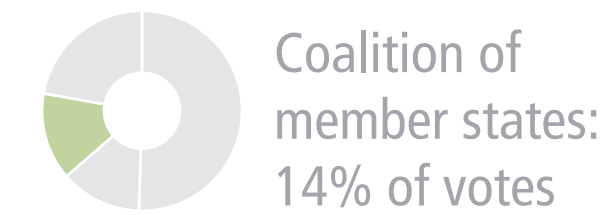
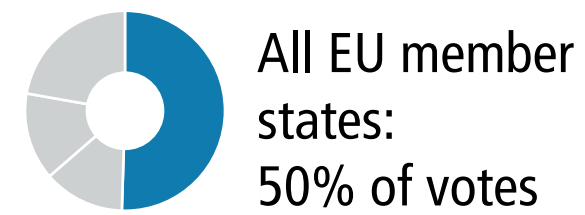
# Preferred Actor Level (Public View)

# Common energy policy

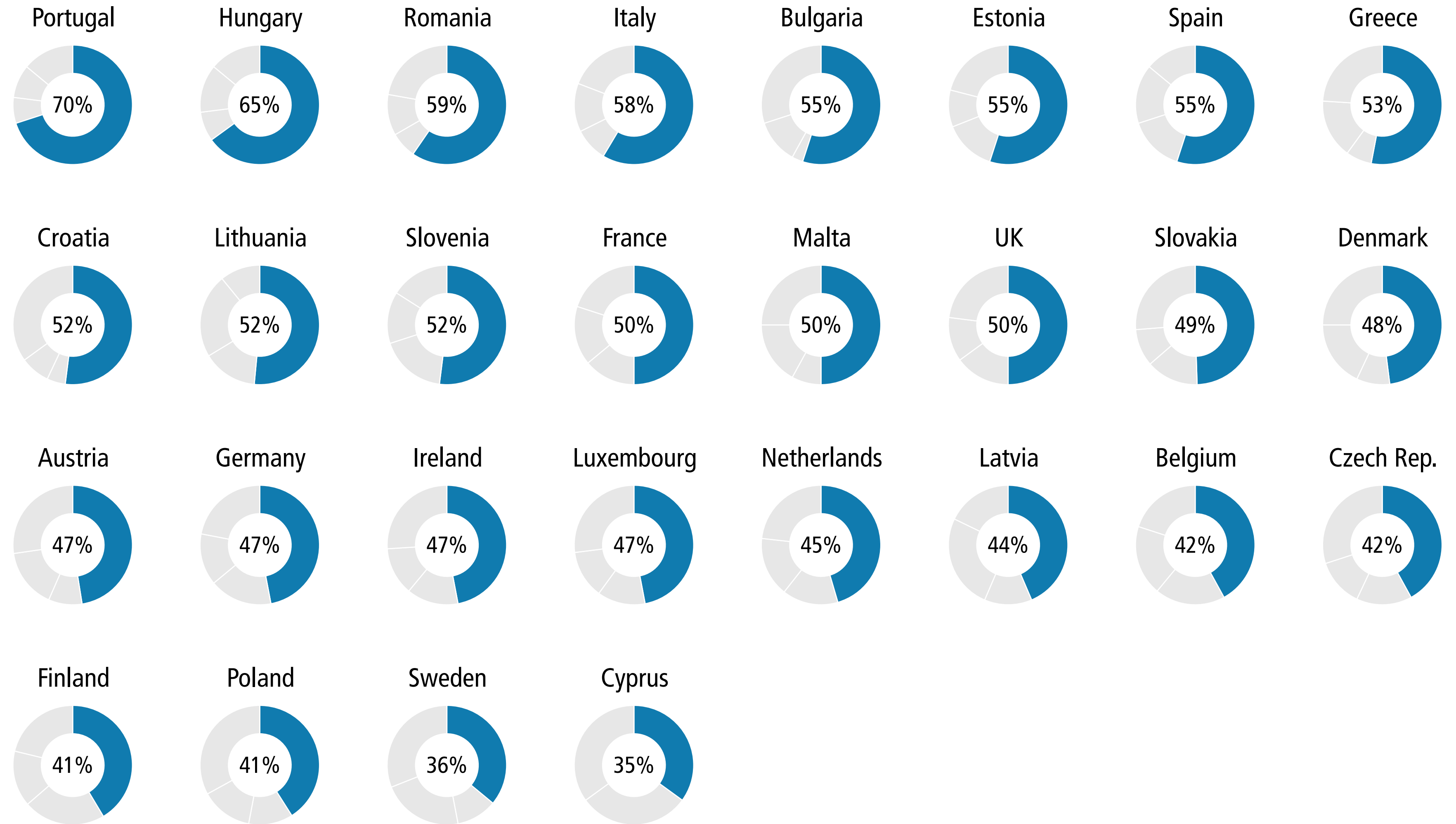
Q17

“What actor level would your country prefer for the following list of policy projects?”

All four actor levels



Countries	Policies
	All policies
	Integrated foreign and security policy
	Common defence structures
	Common border police and coast guard
	Common policy in justice and home affairs
	Common immigration and asylum policy
	Common development assistance policy
	Common Russia policy
	Common Ukraine policy
	Common Syria policy
	Common MENA policy
	Common China policy
	Better governance for the eurozone
	Fully completed single market
	Common social policy
	<b>Common energy policy</b>
	Single climate policy
	Policies Overview
	Commitment to Deeper Integration
	Importance of Coalitions
	Preferred Actor Level
	<b>Preferred Actor Level (Public View)</b>



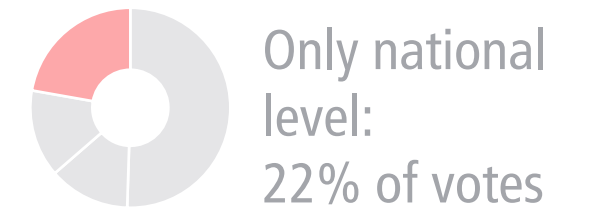
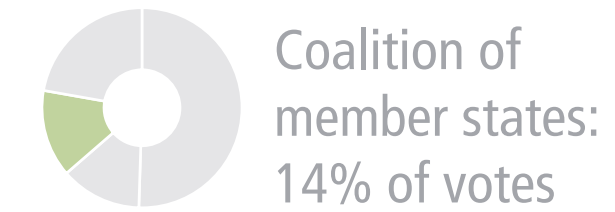
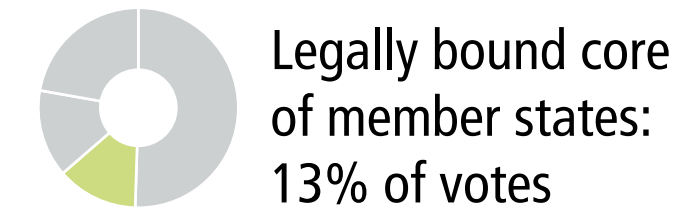


# Preferred Actor Level (Public View) Common energy policy

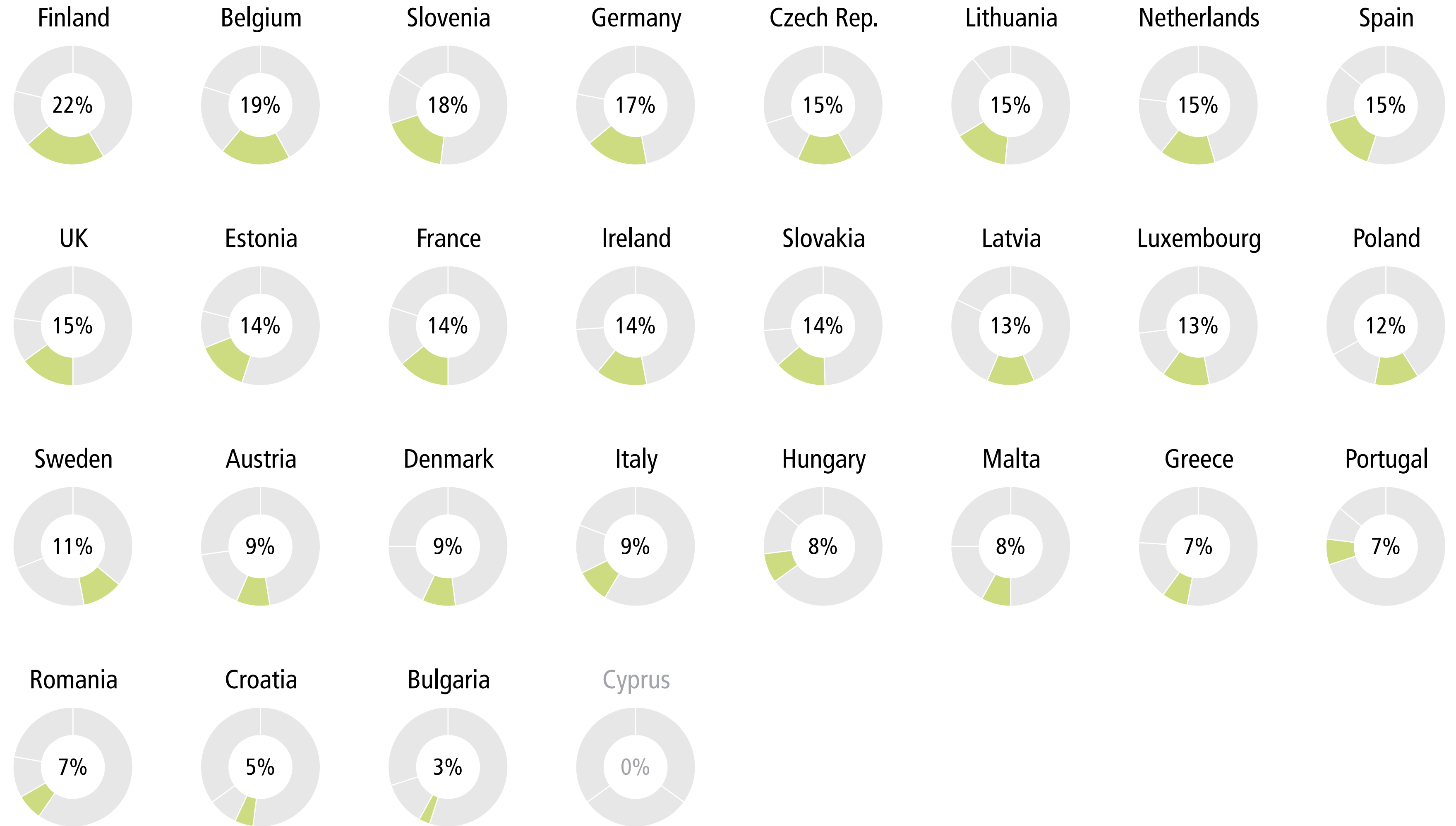
Q17

“What actor level would your country prefer for the following list of policy projects?”

All four actor levels



Countries	Policies
	All policies
	Integrated foreign and security policy
	Common defence structures
	Common border police and coast guard
	Common policy in justice and home affairs
	Common immigration and asylum policy
	Common development assistance policy
	Common Russia policy
	Common Ukraine policy
	Common Syria policy
	Common MENA policy
	Common China policy
	Better governance for the eurozone
	Fully completed single market
	Common social policy
	<b>Common energy policy</b>
	Single climate policy
	Policies Overview
	Commitment to Deeper Integration
	Importance of Coalitions
	Preferred Actor Level
	<b>Preferred Actor Level (Public View)</b>



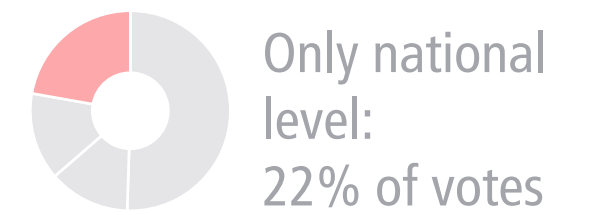
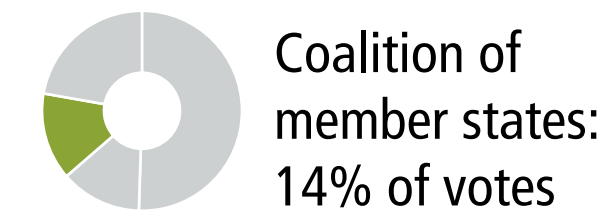
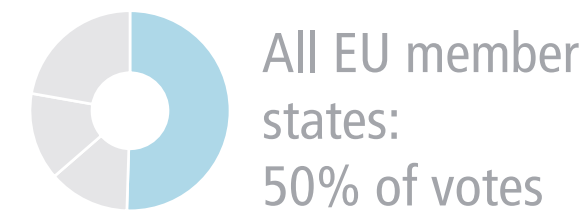
# Preferred Actor Level (Public View)

## Common energy policy

Q17

“What actor level would your country prefer for the following list of policy projects?”

All four actor levels



Countries **Policies**

All policies

- Integrated foreign and security policy
- Common defence structures
- Common border police and coast guard
- Common policy in justice and home affairs
- Common immigration and asylum policy
- Common development assistance policy

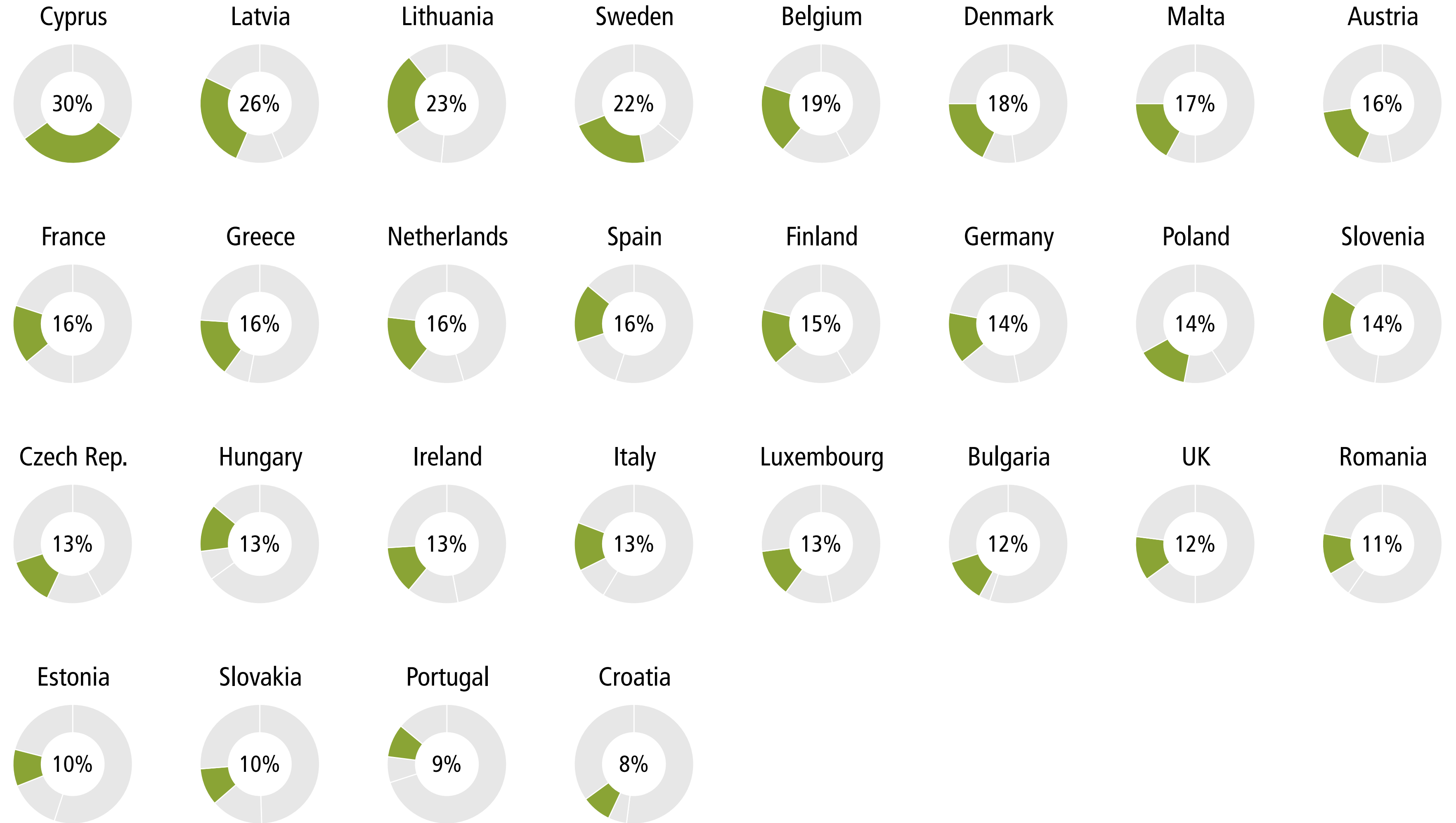
- Common Russia policy
- Common Ukraine policy
- Common Syria policy
- Common MENA policy
- Common China policy

- Better governance for the eurozone
- Fully completed single market
- Common social policy
- Common energy policy**
- Single climate policy

Policies Overview

- Commitment to Deeper Integration
- Importance of Coalitions
- Preferred Actor Level

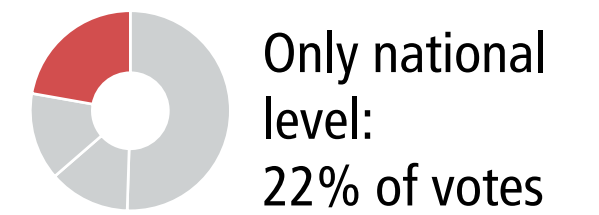
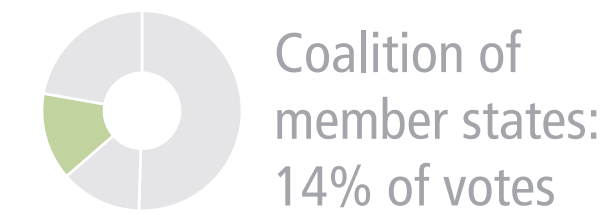
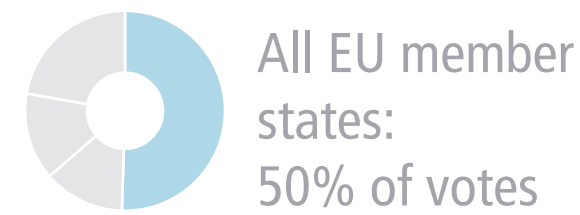
**Preferred Actor Level (Public View)**



# Preferred Actor Level (Public View) Common energy policy

Q17 “What actor level would your country prefer for the following list of policy projects?”

All four actor levels



Countries **Policies**

- All policies

---

- Integrated foreign and security policy
- Common defence structures
- Common border police and coast guard
- Common policy in justice and home affairs
- Common immigration and asylum policy
- Common development assistance policy

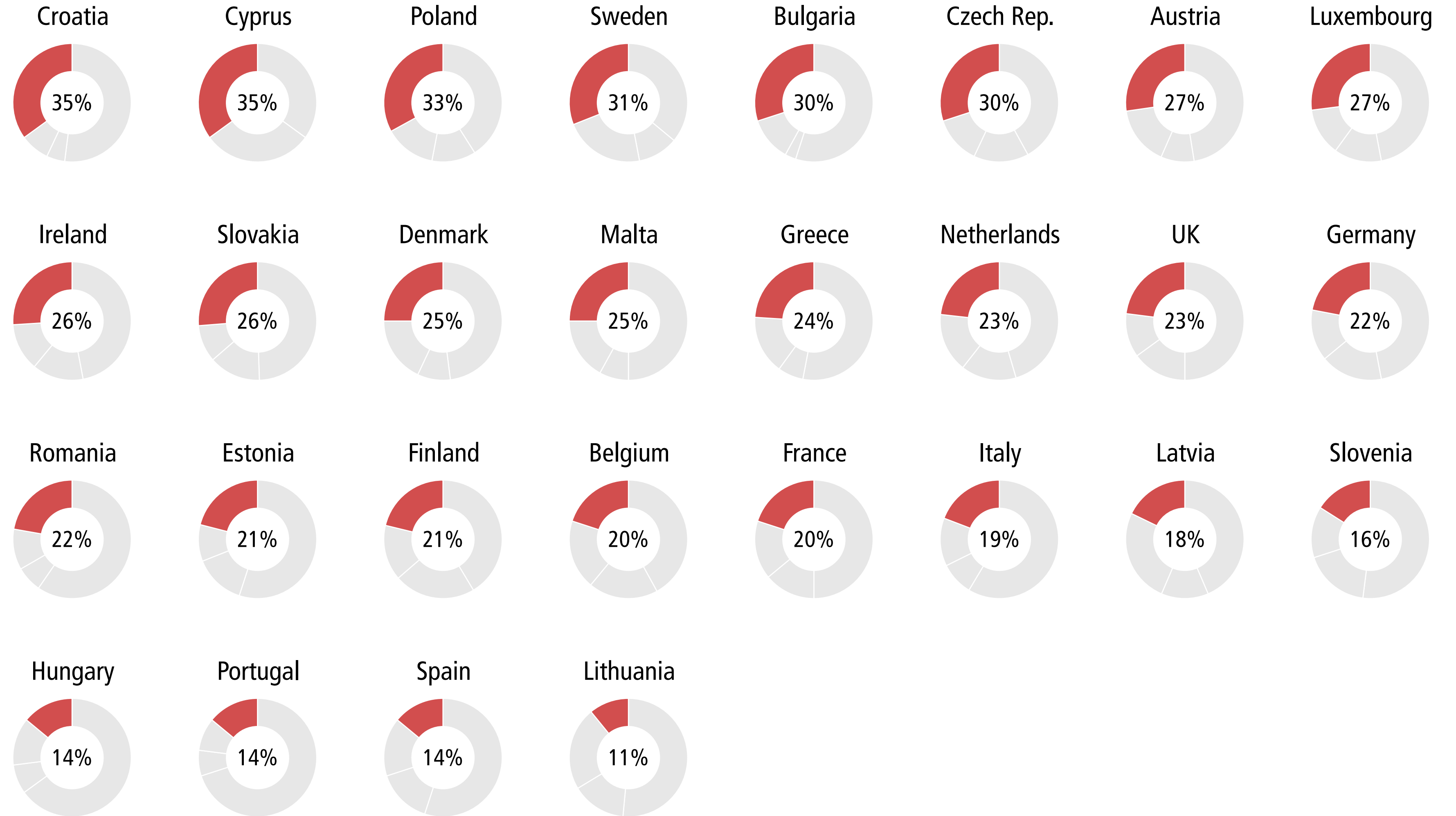
---

- Common Russia policy
- Common Ukraine policy
- Common Syria policy
- Common MENA policy
- Common China policy

---

- Better governance for the eurozone
- Fully completed single market
- Common social policy
- Common energy policy**
- Single climate policy

- Policies Overview
- Commitment to Deeper Integration
- Importance of Coalitions
- Preferred Actor Level
- Preferred Actor Level (Public View)**

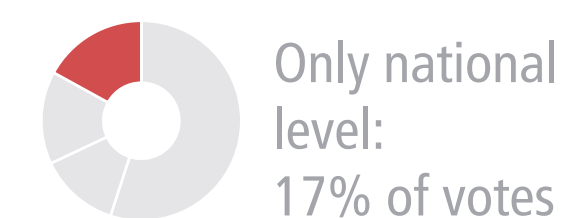
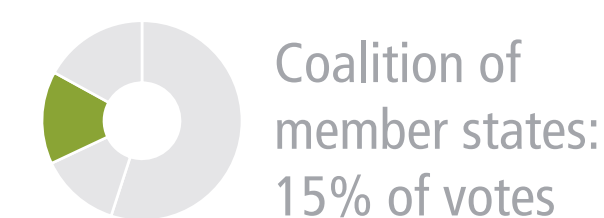
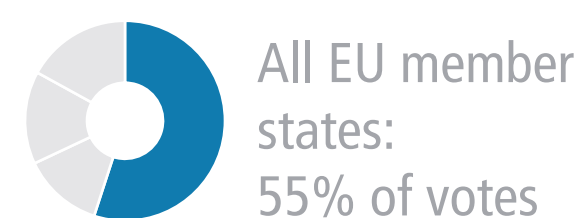


# Preferred Actor Level (Public View) Common climate policy

Q17

“What actor level would your country prefer for the following list of policy projects?”

All four actor levels



Countries **Policies**

All policies

- Integrated foreign and security policy
- Common defence structures
- Common border police and coast guard
- Common policy in justice and home affairs
- Common immigration and asylum policy
- Common development assistance policy

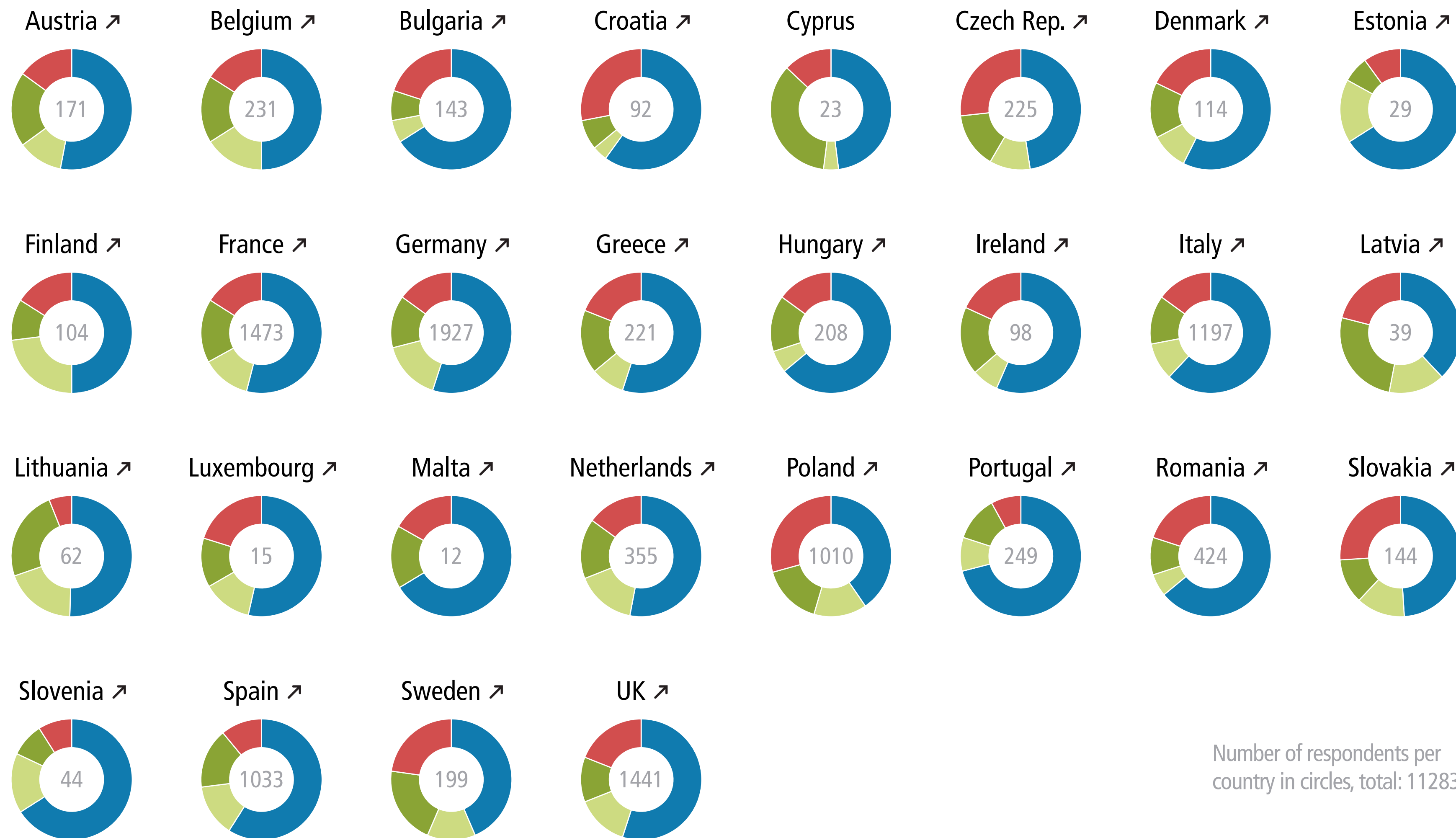
- Common Russia policy
- Common Ukraine policy
- Common Syria policy
- Common MENA policy
- Common China policy

- Better governance for the eurozone
- Fully completed single market
- Common social policy
- Common energy policy
- Single climate policy

Policies Overview

- Commitment to Deeper Integration
- Importance of Coalitions
- Preferred Actor Level

Preferred Actor Level (Public View)



Number of respondents per country in circles, total: 11283




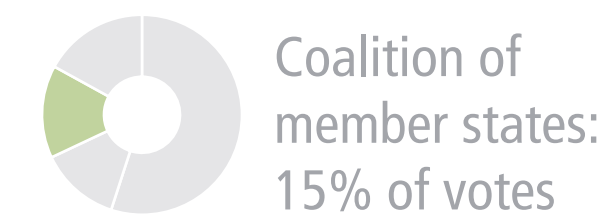
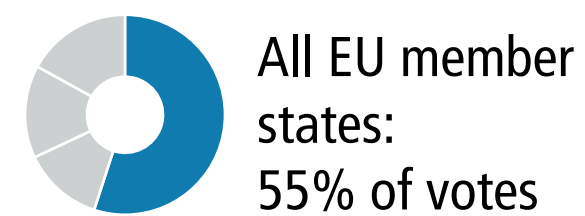
# Preferred Actor Level (Public View)

## Common climate policy

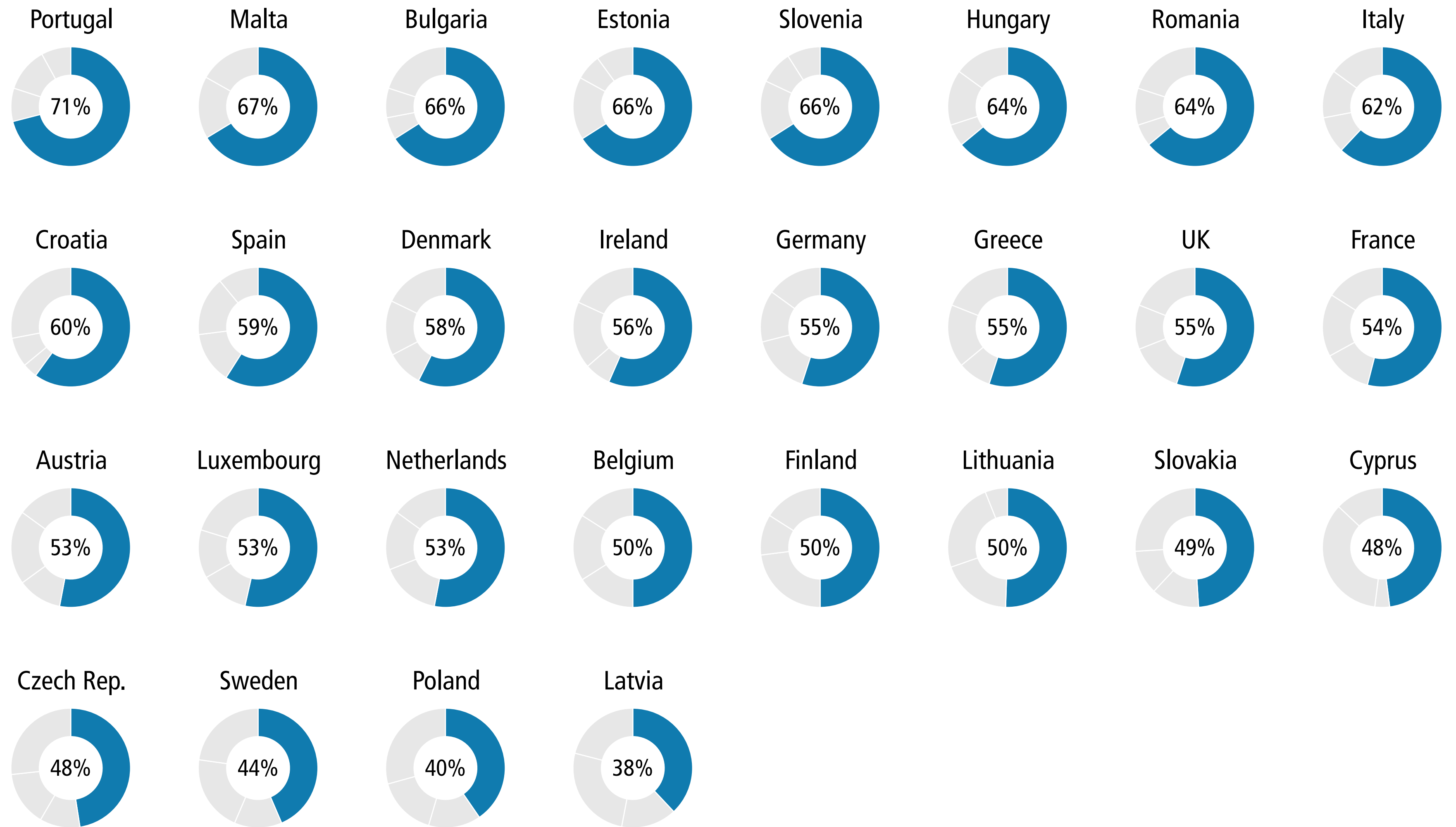
Q17

“What actor level would your country prefer for the following list of policy projects?”

All four actor levels



Countries	Policies
	All policies
	Integrated foreign and security policy
	Common defence structures
	Common border police and coast guard
	Common policy in justice and home affairs
	Common immigration and asylum policy
	Common development assistance policy
	Common Russia policy
	Common Ukraine policy
	Common Syria policy
	Common MENA policy
	Common China policy
	Better governance for the eurozone
	Fully completed single market
	Common social policy
	Common energy policy
	Single climate policy
	Policies Overview
	Commitment to Deeper Integration
	Importance of Coalitions
	Preferred Actor Level
	Preferred Actor Level (Public View)



# Preferred Actor Level (Public View)

# Common climate policy

Q17

“What actor level would your country prefer for the following list of policy projects?”

All four actor levels



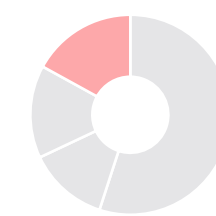
All EU member states: 55% of votes



Legally bound core of member states: 13% of votes



Coalition of member states: 15% of votes



Only national level: 17% of votes

Countries **Policies**

All policies

- Integrated foreign and security policy
- Common defence structures
- Common border police and coast guard
- Common policy in justice and home affairs
- Common immigration and asylum policy
- Common development assistance policy

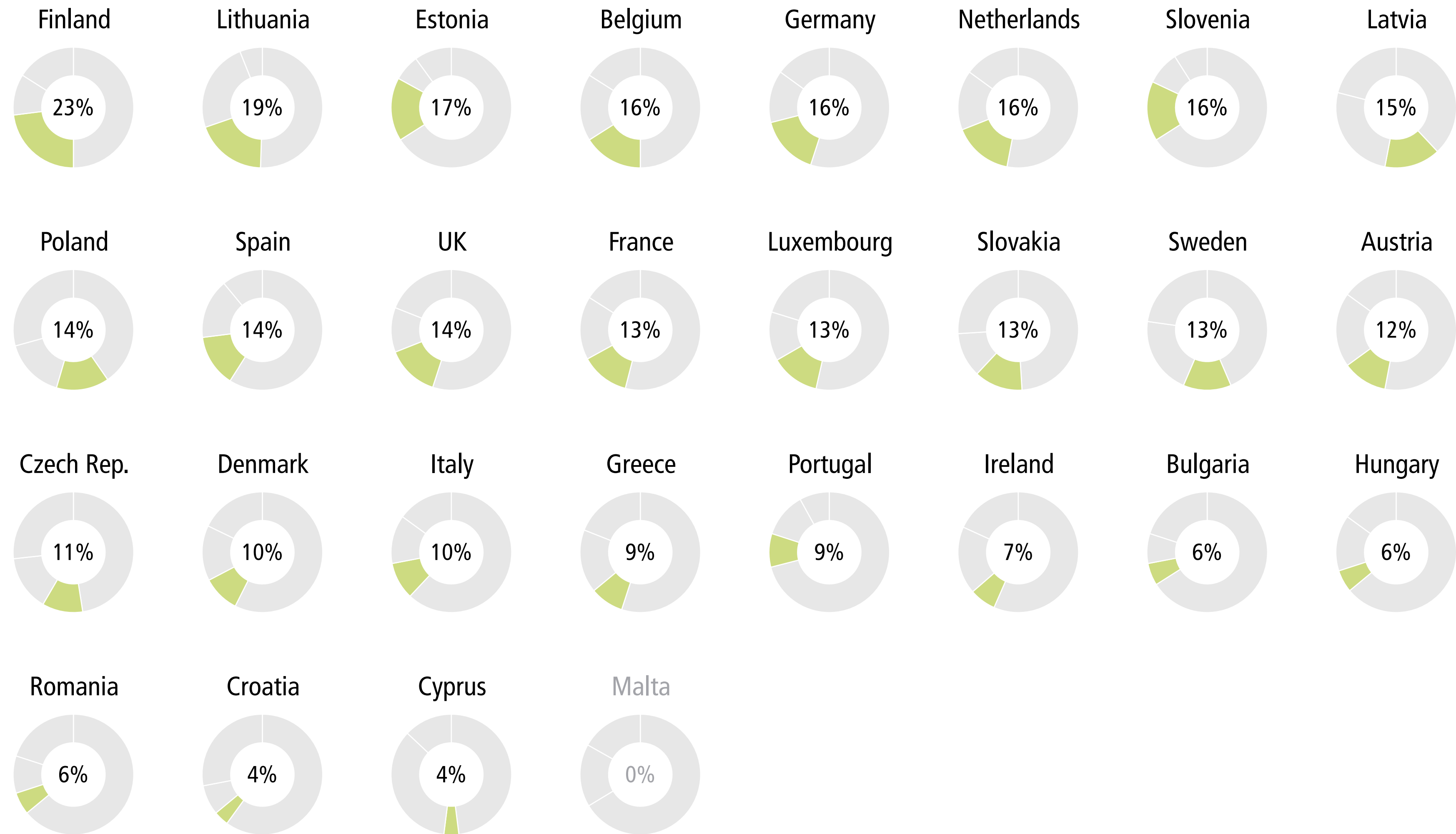
- Common Russia policy
- Common Ukraine policy
- Common Syria policy
- Common MENA policy
- Common China policy

- Better governance for the eurozone
- Fully completed single market
- Common social policy
- Common energy policy
- Single climate policy

Policies Overview

- Commitment to Deeper Integration
- Importance of Coalitions
- Preferred Actor Level

Preferred Actor Level (Public View)





# Preferred Actor Level (Public View)

## Common climate policy

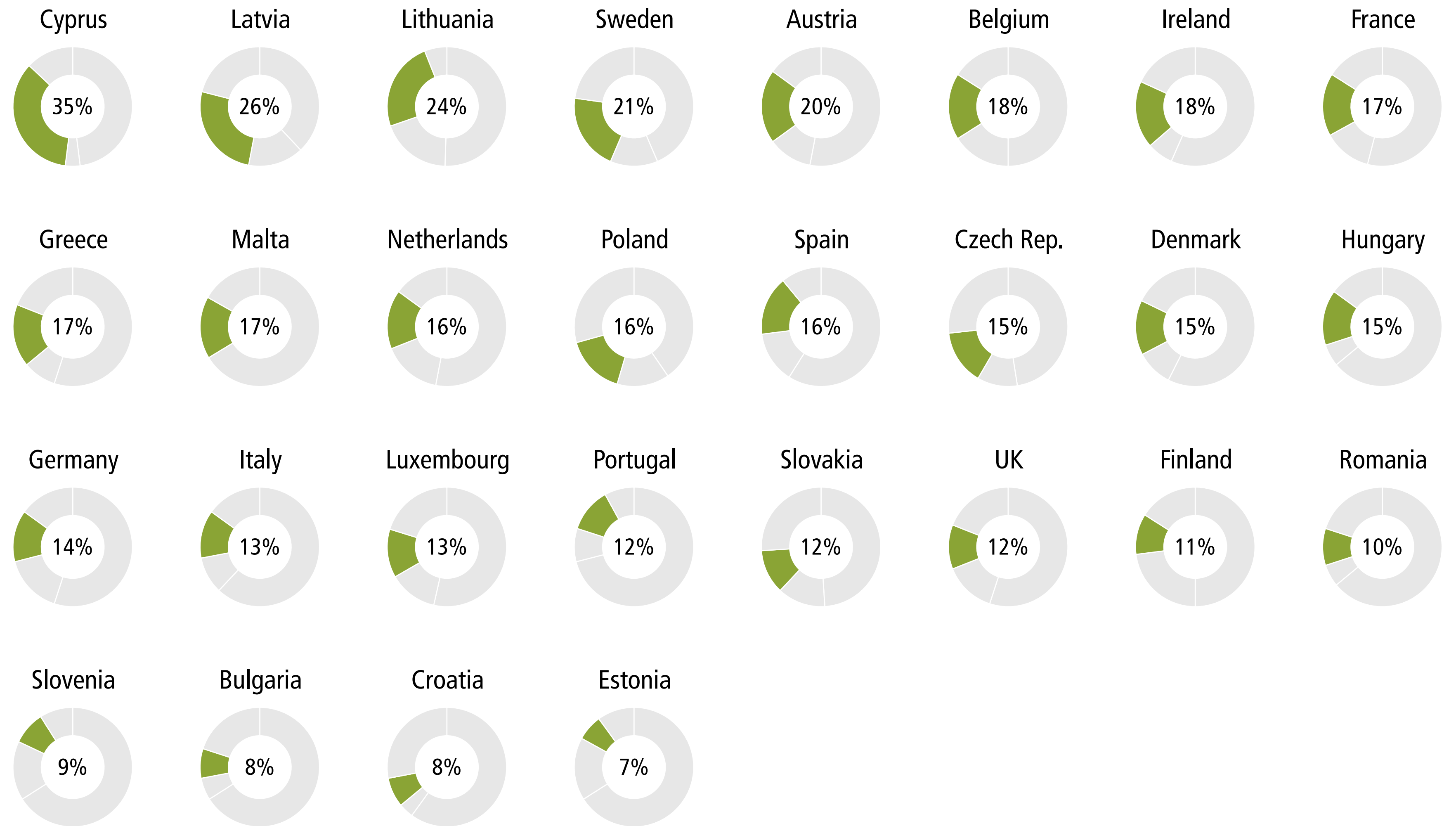
Q17

“What actor level would your country prefer for the following list of policy projects?”

All four actor levels



Countries	Policies
	All policies
	Integrated foreign and security policy
	Common defence structures
	Common border police and coast guard
	Common policy in justice and home affairs
	Common immigration and asylum policy
	Common development assistance policy
	Common Russia policy
	Common Ukraine policy
	Common Syria policy
	Common MENA policy
	Common China policy
	Better governance for the eurozone
	Fully completed single market
	Common social policy
	Common energy policy
	Single climate policy



Policies Overview
Commitment to Deeper Integration
Importance of Coalitions
Preferred Actor Level
Preferred Actor Level (Public View)



# Preferred Actor Level (Public View)

# Common climate policy

Q17

“What actor level would your country prefer for the following list of policy projects?”

All four actor levels



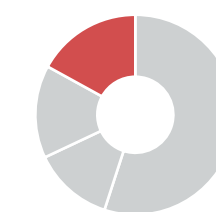
All EU member states: 55% of votes



Legally bound core of member states: 13% of votes



Coalition of member states: 15% of votes



Only national level: 17% of votes

Countries **Policies**

All policies

- Integrated foreign and security policy
- Common defence structures
- Common border police and coast guard
- Common policy in justice and home affairs
- Common immigration and asylum policy
- Common development assistance policy

- Common Russia policy
- Common Ukraine policy
- Common Syria policy
- Common MENA policy
- Common China policy

- Better governance for the eurozone
- Fully completed single market
- Common social policy
- Common energy policy
- Single climate policy

Policies Overview

- Commitment to Deeper Integration
- Importance of Coalitions
- Preferred Actor Level

Preferred Actor Level (Public View)

